

177
1-12-70


MASTER

1172

SC-RR-69-353
November 1969

*unclass
John 1/16/70*

**AEROSPACE
NUCLEAR
SAFETY**



**ABLATION AND THERMAL RESPONSE OF
THE SNAP-27 GRAPHITE LM FUEL CASK
DURING MULTIPLE ORBIT REENTRY**

D. W. Larson, 9513

AEROSPACE NUCLEAR SAFETY DEPARTMENT 9510

DISTRIBUTION OF THIS DOCUMENT IS UNLIMITED

P3819

SANDIA LABORATORIES



DISCLAIMER

This report was prepared as an account of work sponsored by an agency of the United States Government. Neither the United States Government nor any agency Thereof, nor any of their employees, makes any warranty, express or implied, or assumes any legal liability or responsibility for the accuracy, completeness, or usefulness of any information, apparatus, product, or process disclosed, or represents that its use would not infringe privately owned rights. Reference herein to any specific commercial product, process, or service by trade name, trademark, manufacturer, or otherwise does not necessarily constitute or imply its endorsement, recommendation, or favoring by the United States Government or any agency thereof. The views and opinions of authors expressed herein do not necessarily state or reflect those of the United States Government or any agency thereof.

DISCLAIMER

Portions of this document may be illegible in electronic image products. Images are produced from the best available original document.

Issued by Sandia Corporation
a prime contractor to the
United States Atomic Energy Commission

LEGAL NOTICE

This report was prepared as an account of Government sponsored work. Neither the United States, nor the Commission, nor any person acting on behalf of the Commission:

A. Makes any warranty or representation, expressed or implied, with respect to the accuracy, completeness, or usefulness of the information contained in this report, or that the use of any information, apparatus, method, or process disclosed in this report may not infringe privately owned rights; or

B. Assumes any liabilities with respect to the use of, or for damages resulting from the use of any information, apparatus, method, or process disclosed in this report.

As used in the above, "person acting on behalf of the Commission" includes any employee or contractor of the Commission, or employee of such contractor, to the extent that such employee or contractor of the Commission, or employee of such contractor prepares, disseminates, or provides access to, any information pursuant to his employment or contract with the Commission, or his employment with such contractor.

Printed in the United States of America
Available from
Clearinghouse for Federal Scientific and Technical Information
National Bureau of Standards, U. S. Department of Commerce
Springfield, Virginia 22151
Price: Printed Copy \$3.00; Microfiche \$0.65

LEGAL NOTICE

This report was prepared as an account of Government sponsored work. Neither the United States, nor the Commission, nor any person acting on behalf of the Commission:

A. Makes any warranty or representation, expressed or implied, with respect to the accuracy, completeness, or usefulness of the information contained in this report, or that the use of any information, apparatus, method, or process disclosed in this report may not infringe privately owned rights; or

B. Assumes any liabilities with respect to the use of, or for damages resulting from the use of any information, apparatus, method, or process disclosed in this report.

As used in the above, "person acting on behalf of the Commission" includes any employee or contractor of the Commission, or employee of such contractor, to the extent that such employee or contractor of the Commission, or employee of such contractor prepares, disseminates, or provides access to, any information pursuant to his employment or contract with the Commission, or his employment with such contractor.

SC-RR-69-353

ABLATION AND THERMAL RESPONSE
OF THE SNAP-27 GRAPHITE LM FUEL CASK
DURING MULTIPLE ORBIT REENTRY

D. W. Larson, 9513
Sandia Laboratories, Albuquerque

November 1969

ABSTRACT

The ablative response of the SNAP-27 Graphite LM Fuel Cask (GLFC) is presented for each pass through the atmosphere in a multiple orbit atmospheric reentry for several initial perigee altitudes. The thermal response of the GLFC is presented for one pass through the atmosphere during a multiple orbit reentry.

The cutoff date for information in this report, with the exception of the "exact" trajectory multiple orbit reentry ablation analysis, is October 28, 1968. The cutoff date for the exact trajectory ablation analysis is May 15, 1969.

DISTRIBUTION OF THIS DOCUMENT IS UNLIMITED
sey

Blank Page

SUMMARY

As part of the Aerospace Nuclear Safety Program, Sandia Laboratories' Aerospace Nuclear Safety Department conducted a number of aerothermodynamic analyses of the SNAP-27 Graphite Lunar Module Fuel Cask (GLFC). The analyses included orbital decay atmospheric reentries and prompt supercircular velocity reentries from translunar aborts.

In addition to the above mentioned atmospheric reentries, the SNAP-27 GLFC and the Lunar Module (LM) can reenter the atmosphere at angles shallower than the nominal reentry angles. This possibility exists if an Apollo mission abort should occur during or after translunar injection. For these shallow reentry angles, the GLFC would undergo a multiple orbit reentry, passing through the atmosphere several times before final reentry, as the highly elliptical orbit (with initial apogee near the moon) decayed.

This report summarizes the thermal response of the GLFC on one of these passes through the atmosphere, and the ablation which occurs on the GLFC each time it passes through the atmosphere.

Blank Page

TABLE OF CONTENTS

	<u>Page</u>
Introduction	7
Ablation Model	11
Thermal Model	13
Aerodynamic Heating	15
Results	20
Conclusions	29
References	30
APPENDIX A -- Material Properties Used in the Ablation and Thermal Models	33
APPENDIX B -- Sample CMA Computer Code Run--Ablation Response During Five Orbit Reentry	39
APPENDIX C -- Sample CINDA Computer Runs	71
1. CINDA Input for Two-Dimensional GLFC Thermal Model	73
2. CINDA Printout for Orbit One of Five Orbit Reentry	87
APPENDIX D -- Printout of RADHTG for First Atmospheric Pass of Five Orbit Reentry	123

Blank Page


ABLATION AND THERMAL RESPONSE
OF THE SNAP-27 GRAPHITE LM FUEL CASK
DURING MULTIPLE ORBIT REENTRY

Introduction

As part of the NASA Apollo program, the Apollo Lunar Surface Experiment Package (ALSEP) (Figure 1) will gather data on the characteristics and environment of the lunar surface and subsurface. References 1 and 2 describe the various experiments that are part of the ALSEP array.


The AEC developed the SNAP-27 radioisotope thermoelectric generator (RTG) to provide electrical power for the ALSEP. The General Electric Company (GE) designed and fabricated the SNAP-27 generator, fuel capsule, and Graphite Lunar Module Fuel Cask (GLFC) under AEC contract. The SNAP-27 fuel capsule (Figure 2) is contained in the GLFC (Figure 3) during transport to the lunar surface. The GLFC is designed to provide protection to the fuel capsule during possible mission aborts and thus prevent the release of radioactive fuel to the atmosphere.

As part of the Aerospace Nuclear Safety Program, the Aerospace Nuclear Safety Department of Sandia Laboratories conducted several aerothermodynamic analyses of the GLFC to determine its capability to protect adequately the fuel capsule assembly. (Previous analyses of earlier protection systems showed that fuel capsule protection for some mission aborts was inadequate.^{3,4} These analyses^{5,6} included orbital decay atmospheric reentry and supercircular velocity lunar return reentries.



C68-7026

Figure 1. Apollo Lunar Surface Experiment Package



D66-2638

Figure 2. SNAP-27 fuel capsule

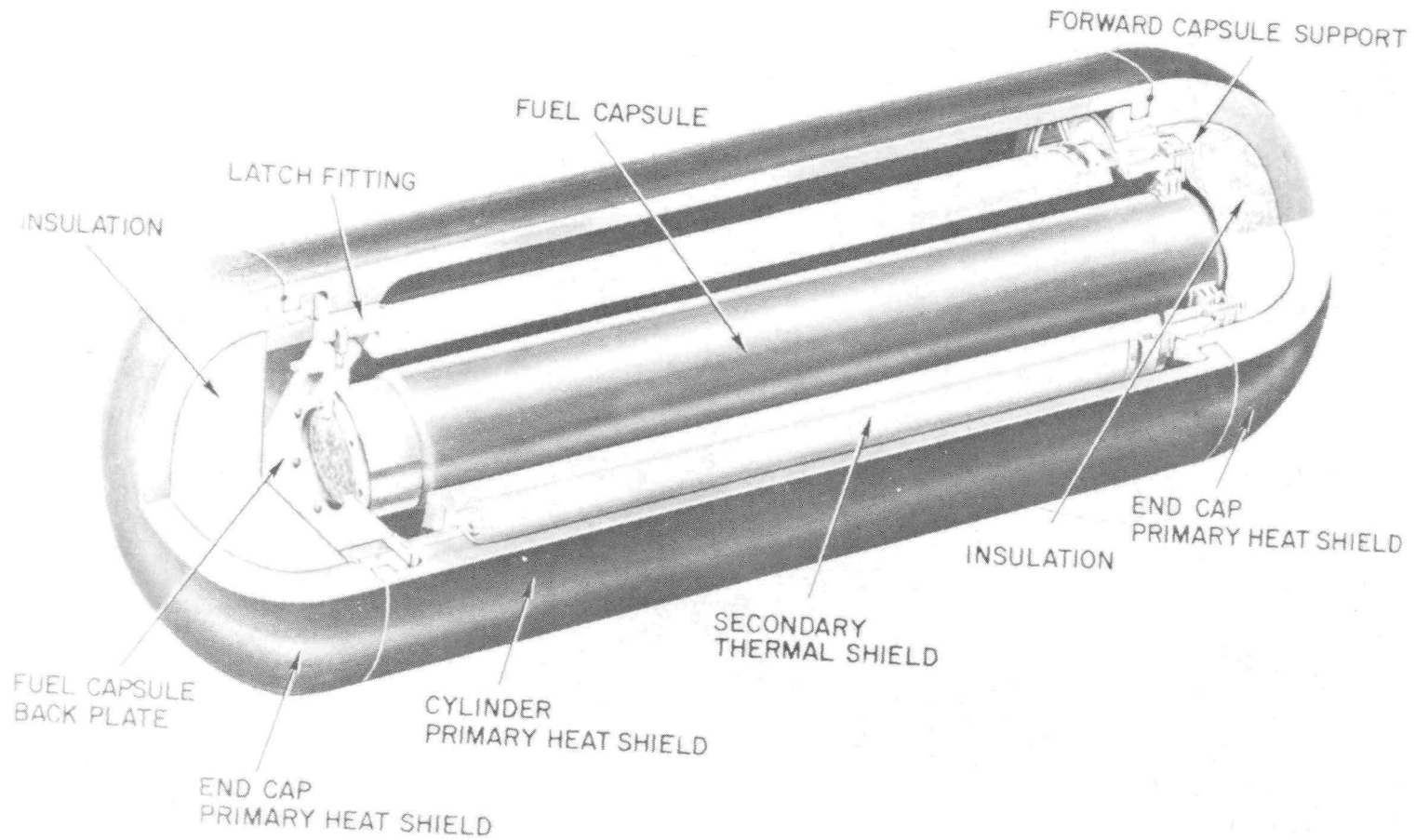


Figure 3. SNAP-27 Graphite LM Fuel Cask
(cutaway view)

D68-11497

In addition to the above abort reentry conditions, it is possible, after an abort following translunar injection, for the LM and the GLFC to reenter the Earth's atmosphere at an angle too shallow to cause prompt reentry to Earth impact. For these shallow reentry angles, the GLFC and LM will experience a multiple revolution orbital decay from a highly elliptical orbit with initial apogee near the moon.

At the request of the Reentry Working Group of the SNAP-27/ALSEP Interagency Review Panel, the Aerospace Nuclear Safety Department of Sandia Laboratories conducted an aerothermodynamic analysis to determine: (1) the temperature response of the GLFC during multiple orbit reentry, (2) the ablation of the GLFC during a multiple orbit reentry, and (3) the reentry angle which separates prompt lunar return reentries from the lunar return multiple orbit reentry. At the suggestion of NASA/Ames, the ablation and thermal analyses were conducted for a side-on-stable orientation during the multiple orbit reentry. This assumption results in maximum mass removal by ablation along the stagnation line. These analyses were conducted from September 23, 1968, to October 28, 1968, and the results were presented at the Reentry Working Group meeting at King of Prussia, Pennsylvania, on October 29 through 31, 1968.

This report documents the ablation and thermal analyses that were conducted to determine the thermal and ablative responses of the GLFC during a multiple orbit reentry. The environment experienced by the GLFC during a multiple orbit reentry is documented in Reference 7.

Ablation Model

The ablation model of the GLFC was constructed for use with the Charring Material Ablation (CMA) computer code.⁸ This code is operational on the Sandia CDC 3600 and CDC 6600 computers. The CMA code uses an implicit, finite-difference computational procedure for computing the one-dimensional transient transport of thermal energy in a three-dimensional isotropic material which can ablate from the front surface and decompose (char) in depth. The finite-difference equations in the code are obtained from the laws of conservation of mass and

energy. A mass and energy balance is maintained internally in the ablating material and also at the material surface. The printout from the code includes such information as total ablation, current ablation rates, nodal temperatures and densities, and convective, radiative, and conductive heat transfer rates.

The nodal construction used for the GLFC ablation model is shown in Figure 4. The ablation model consists of only the graphite portion of the GLFC since this is the ablating portion of the cask. The rear wall is assumed to be adiabatic.

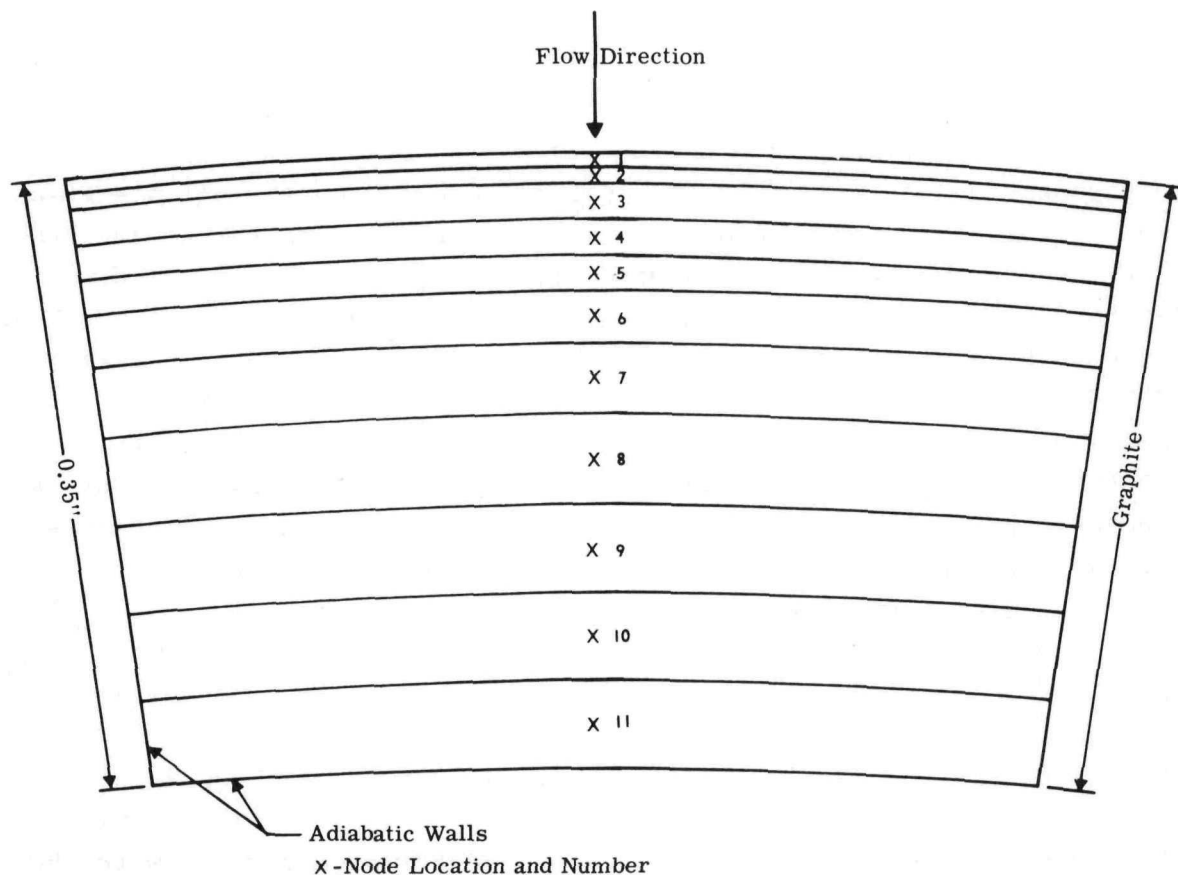


Figure 4. One-dimensional CMA ablation model of GLFC graphite wall

In the CMA code, the aerodynamic heating experienced by the GLFC during passage through the atmosphere is input as a function of time to the external node. The code corrects this cold wall heating rate

to account for the hot wall, mass injection into the boundary layer (blowing effect), and surface oxidation. Any surface recession causes the last (deepest) node of the ablating material to shrink. When the surface recedes far enough, this node is dropped from the rear surface of the ablating material, the remaining mass is added to the next node, and the number of nodes is reduced by one.

The material properties of the graphite are input as a function of temperature and are given in Appendix A. Other required input parameters and a typical CMA output are given in Appendix B.

Thermal Model

The thermal model of the GLFC was constructed for use with the Chrysler Improved Numerical Differencing Analyzer for Third Generation computers (CINDA-3G).⁹ CINDA is a multioption systems compiler computer code and is operational on the Sandia Univac 1108 computer. The code analyzes a mathematical model of any arbitrary one-, two-, or three-dimensional lumped parameter representation of a physical system governed by a set of diffusion equations. To utilize the code, a thermal analog network representative of the physical system must be constructed. Nonlinear material properties and boundary conditions can be input as functions of one or more independent variables.

The nodal construction of the two-dimensional thermal model of the GLFC is shown in Figure 5. The model consists of 112 nodes, as shown in Table I. The model allows for heat transfer by both conduction and radiation between the appropriate nodes. All radiating surfaces are assumed to be gray with temperature varying emissivities. All other thermal properties are also allowed to vary with temperature. The internal energy generation in the GLFC is included in the fuel nodes. The reentry aerodynamic heating is accounted for by applying a time-varying heat generation to the nodes on the external surface. Each surface node can have a different aerodynamic heating rate applied to it to account for the heating distribution which occurs over the GLFC as it reenters the Earth's atmosphere in a side-on-stable orientation. Radiant cooling is accounted for by allowing each external node to radiate to space.

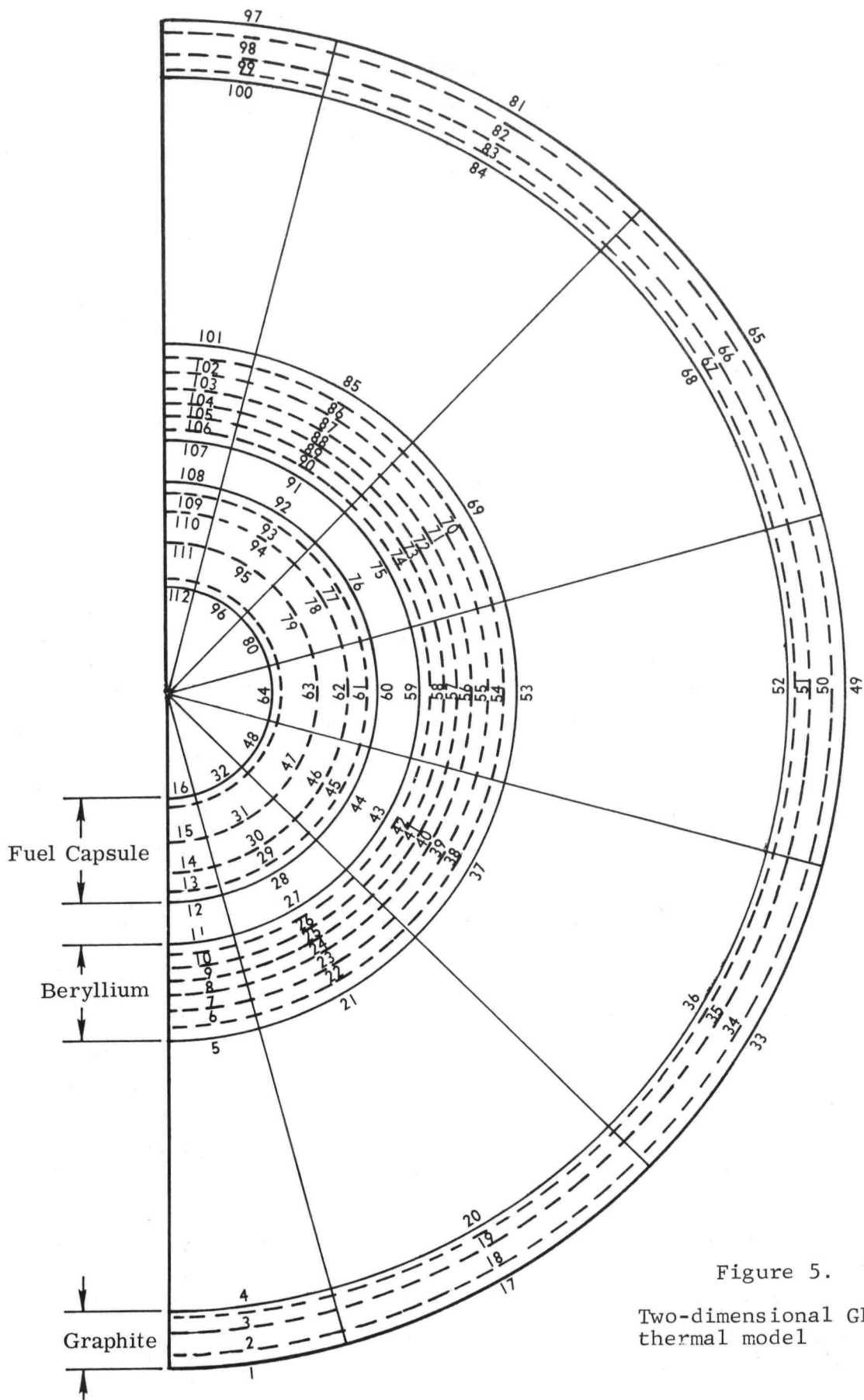


Figure 5.
Two-dimensional GLFC
thermal model

TABLE I
GLFC Two-Dimensional
Thermal Model Node Materials

Material	Number of Nodes
Graphite (Pyrocarb 406)	28
Beryllium	49
Haynes 25	21
Fuel ($^{238}\text{PuO}_2$ microspheres)	14
Total	112

The radiation view factors across the radiation gaps internal to the GLFC were determined with computer code CONFAC II.¹⁰ CONFAC II is a digital computer program which uses a numerical method to determine the geometric radiant-interchange factor used in radiant heat transfer. The source of flux may be any general plane polygon, and the receiver may be any general plane or nonplanar polygon, the surface of any arbitrary polyhedron, or an arbitrary combination of such surfaces.

Aerodynamic Heating

During reentry into the atmosphere, the GLFC is subjected to high heating rates. The convective heating occurs in both the free-molecular and continuum flow regimes. Radiant heating from the high temperature gas cap formed in front of the reentering GLFC must also be considered. This section of the report describes how the aerodynamic heat input to the GLFC was determined.

The convective heat input to the cask in the free-molecular flow regime is determined by the equation

$$\dot{q}_{\text{FM}} = \frac{a \rho_{\infty} V_{\infty}^3}{50,063} \quad (\text{Reference 11})$$

where

\dot{q}_{FM} = free-molecular flow, stagnation point heating rate (Btu/ft²-sec)

a = thermal accommodation coefficient

ρ_{∞} = free stream density (lb/ft³)

V_{∞} = free stream velocity (ft/sec)

In the continuum flow regime, the convective reference heating rate to a 1-foot radius sphere is determined by the equation

$$\dot{q}_c = 865 \left(\frac{\rho_{\infty}}{\rho_{SL}} \right)^{0.5} \left(\frac{V}{10,000} \right)^{3.15} \quad (\text{Reference 12})$$

where

\dot{q}_c = continuum convective stagnation point heating rate (Btu/ft²-sec)

ρ_{∞} = local air density

ρ_{SL} = sea level air density

V = free stream velocity (ft/sec)

The convective heating which occurs in the transition flow regime is obtained by extending the free-molecular and continuum heating curves to their intersection. The free-molecular heating rate is used until it intersects the continuum heating rate; then the continuum rate is used at all altitudes below the intersection of the two curves. An example for one pass through the atmosphere of a multiple orbit reentry is shown in Figure 6. The heating rate used for this particular pass can be obtained from Figure 6 by staying on the lower of the two curves. This method gives results which are close to the results obtained from various theories of transition flow heating as well as experimental results.¹¹

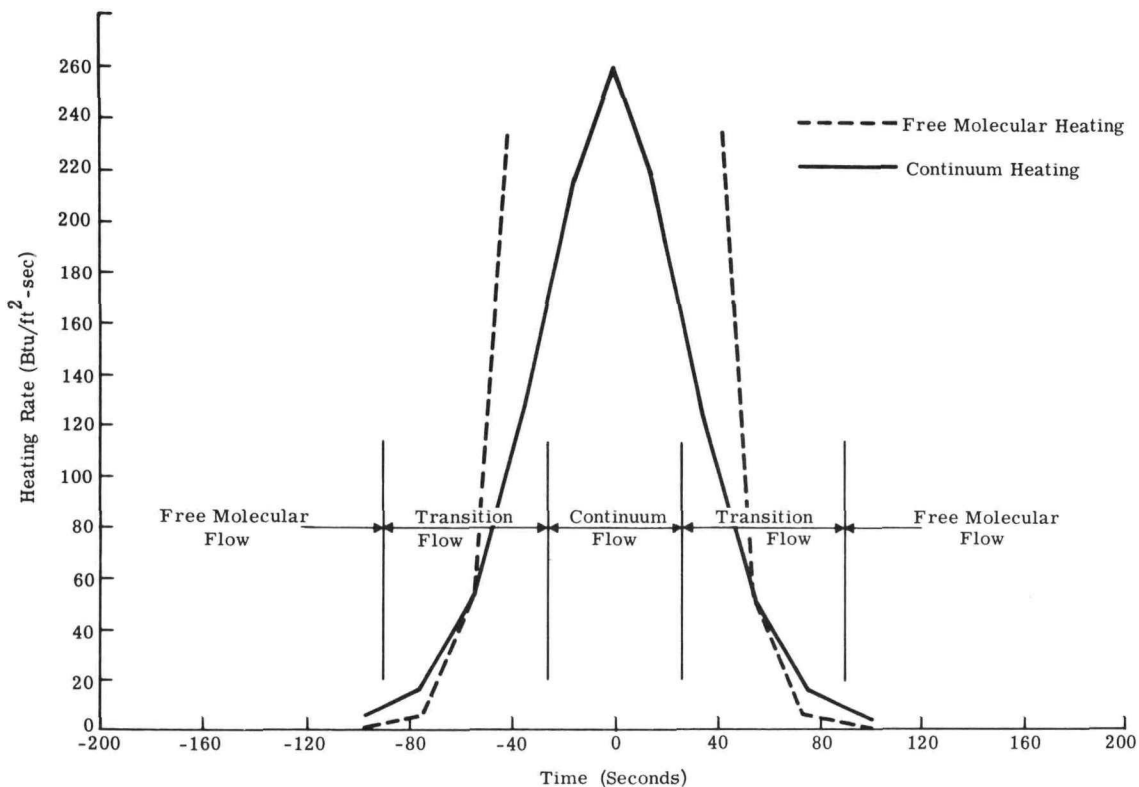


Figure 6. Transition-flow heating to the GLFC

The heating rates determined from the previously mentioned equations are calculated during the multiple orbit reentry trajectory by computer code HRS017-3.¹³ This code determines the multiple orbit trajectory by an approximate closed-form solution. In order to determine how this closed-form solution trajectory compares to a more exact trajectory code, two multiple orbit reentry conditions (260,000 and 300,000 feet initial perigees) were run on the TTA computer code, which integrates the equations of motion. The heating rates to the GLFC, however, were still determined by the equations which were described previously. This was done by inputting the time-velocity-altitude history determined from the TTA computer code into computer code HRS017-4, which subsequently calculated the heating rates without going through a trajectory calculation. Code HRS017-4 also provides punched card output in a format compatible with punched card input for the CMA computer code.

The heating rates determined by the equations given previously are reference values equivalent to the rate experienced by the stagnation point of a 1-foot radius sphere flying the same trajectory. To obtain the actual rates, these reference heating rates must be scaled for the size, configuration, and reentry orientation of the GLFC. The size effect is $1/\sqrt{R}$, where R is the GLFC cylindrical radius. The heating ratio scale factor, F_q , which accounts for the GLFC configuration and reentry orientation, was based upon wind tunnel tests conducted on cylinders at Cornell Aeronautical Laboratory and at Rhodes and Bloxom by Sandia Laboratories.^{14,15} Figure 7 shows the heating ratio to a cylinder, referenced to a 1-foot radius sphere, as a function of the circumferential angle. The heating ratios shown occur near the center-plane of the GLFC; since the thermal model was two-dimensional only, the axial variations (end effects) were not considered. For the multiple orbit reentry problem, maximum ablation and maximum local temperatures were of interest. Therefore, the heating rates applied to the ablation and thermal models were for the GLFC passing through the atmosphere in a side-on-stable orientation.

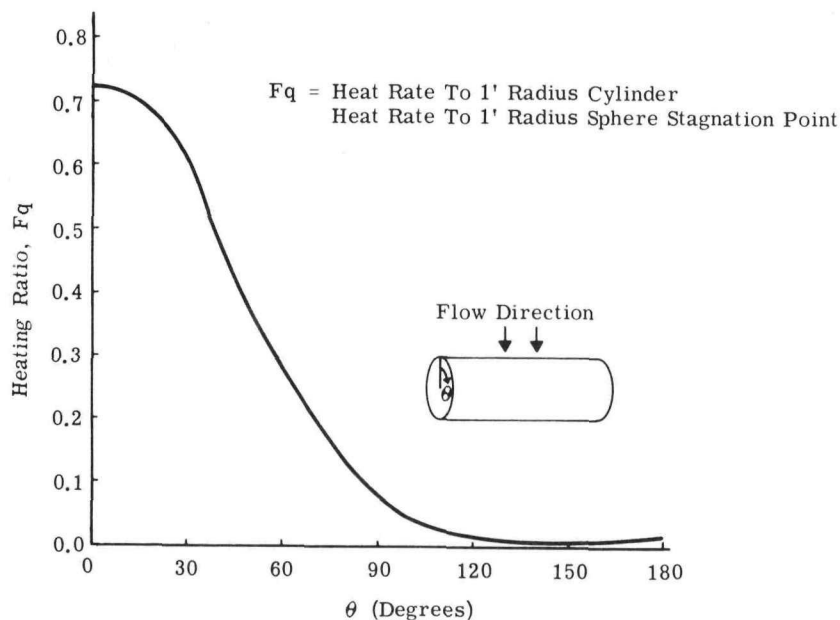


Figure 7. Heating ratio to a cylinder

The radiant heating to the GLFC during a multiple orbit reentry was determined by

$$\dot{q}_R = (3.748 \times 10^{-6}) \rho_\infty^{1.16} R_N^{0.5} U_\infty^3 \left(\frac{U_\infty}{10^4} - 3.25 \right)^{1.337}$$

where

\dot{q}_R = radiative heating to stagnation point (Btu/ft²-sec)

ρ_∞ = free-stream density (lb/ft³)

R_N = nose radius (ft)

U_∞ = free-stream velocity (ft/sec)

This equation correlates well with available experimental data.¹⁶ Computer code RADHTG was written to evaluate the above radiant heating equation and the continuum convective heating equation. The code was written for use on the Sandia QUIKTRAN remote terminal, in connection with an IBM 7040-44 computer in Los Angeles. The radiant heating to the GLFC was determined by computer code RADHTG for several passes through the atmosphere during a multiple orbit reentry. Due to the relatively small size of the GLFC, the radiant heating rate for each pass through the atmosphere was less than 2 percent of the continuum convective heating (see Appendix D for the output of computer code RADHTG). Therefore, the radiant heating to the GLFC was ignored.

The aerodynamic heating rates discussed thus far in this section of the report are cold wall heating rates. These cold wall rates are input to the CMA computer code. The CMA code calculates a corrected heat flux based upon the more realistic conditions of a hot wall, with mass injection into the boundary layer and oxidation of the graphite surface. A comparison of the cold wall heating rate and the CMA corrected rate along the GLFC stagnation line for one pass through the atmosphere in a side-on-stable orientation is shown in Figure 8.

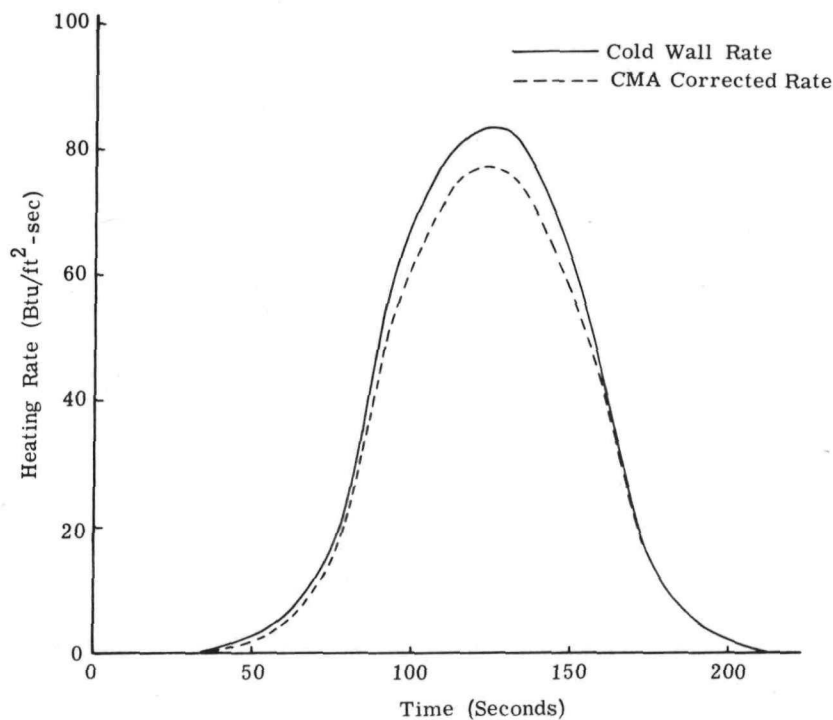


Figure 8. Comparison of cold wall heating and CMA corrected heating to the GLFC stagnation line for one pass through the atmosphere

Results

Ablation Analysis

The results of the ablation analysis are shown in Figures 9, 10, and 11. Figure 9 shows the cumulative ablation which would occur on the GLFC stagnation line for a side-on-stable reentry for eight different initial perigee altitudes. The number of orbits shown on the abscissa is the number of passes through the atmosphere, excluding the final atmospheric reentry which terminates at Earth impact. The relationship between the number of orbits prior to final reentry and the initial perigee altitude is shown in Table II. The relationship shown here between the number of orbits required for the trajectory to decay and the corresponding perigee altitude is based on results obtained with the HRS017 computer code. The dotted line in Figure 9 is the envelope of the curves and shows the maximum expected stagnation line ablation.

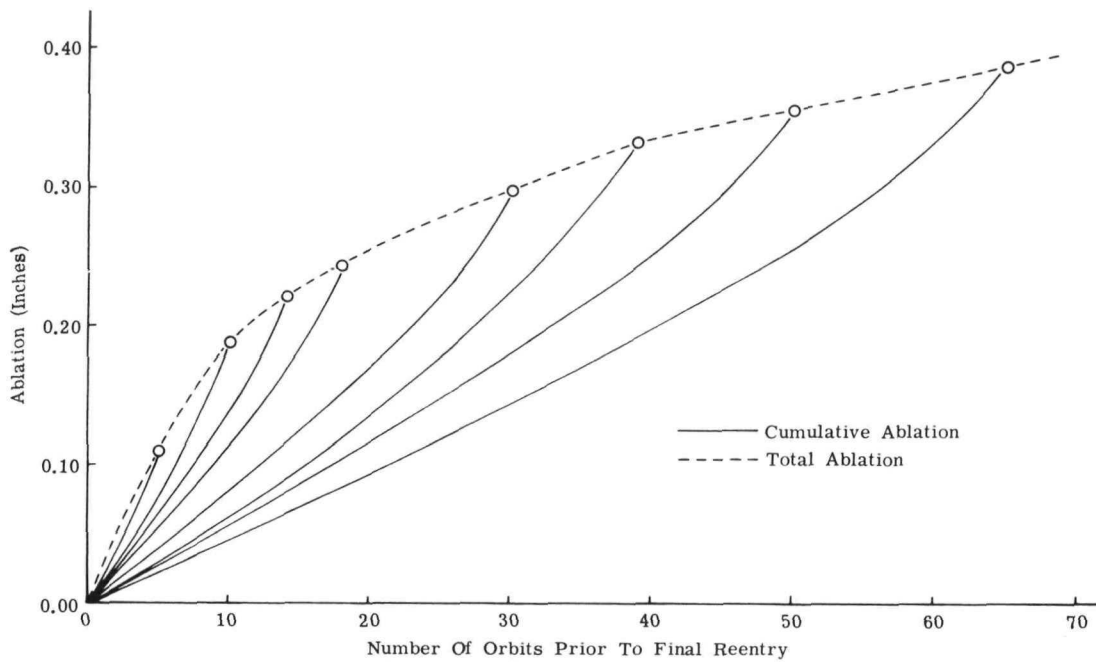


Figure 9. GLFC stagnation line ablation for multiple orbit reentry

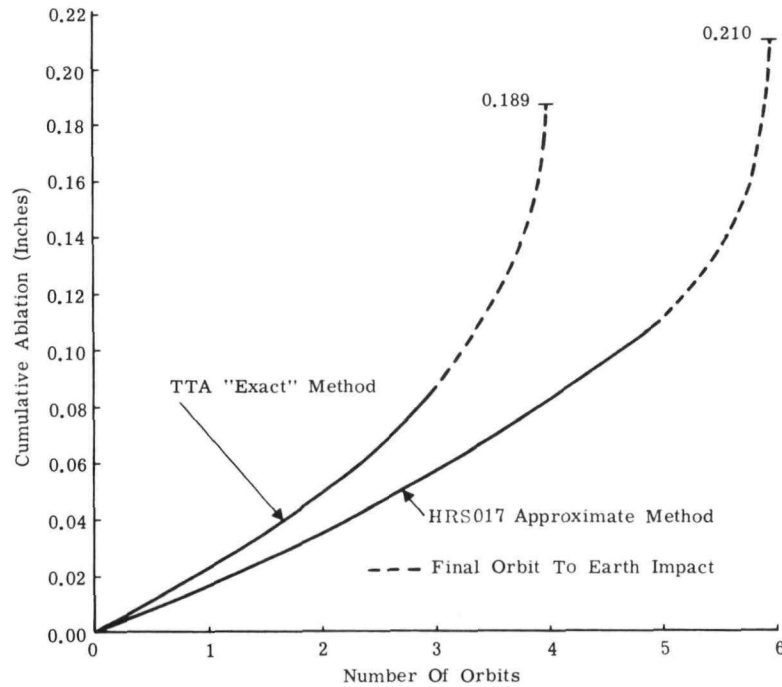


Figure 10. Comparison of ablation resulting from exact and approximate trajectory methods for 260,000 feet initial perigee multiple orbit reentry

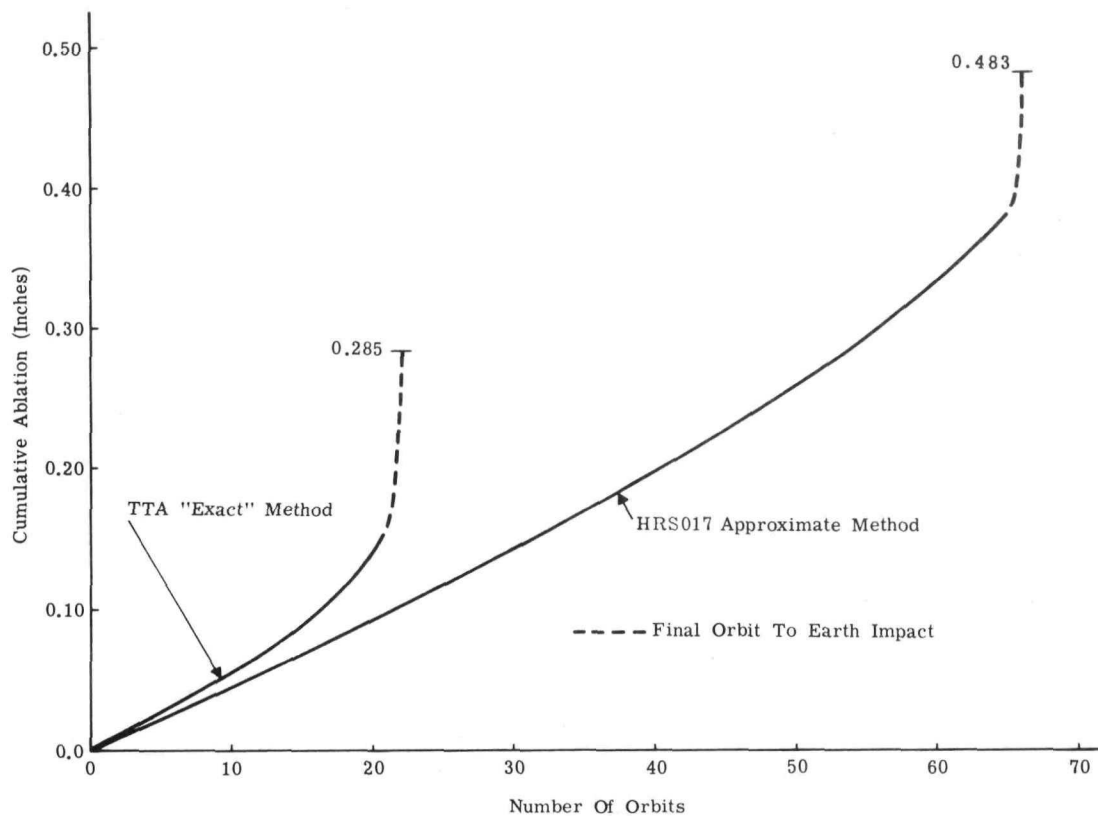


Figure 11. Comparison of ablation resulting from exact and approximate trajectory methods for 280,000 feet initial perigee multiple orbit reentry

TABLE II

Number of Orbits to Decay
and Corresponding Perigee Altitudes

Orbits to Final Reentry	Initial Perigee Altitude (ft)
5	260,000
10	265,000
14	270,000
18	275,000
30	285,000
39	290,000
50	295,000
65	300,000

Two multiple orbit reentry trajectories (260,000 and 300,000 feet initial perigee altitudes) were run on the TTA computer code at a later date to determine how these trajectories compared to those calculated by the HRS017 computer code and to determine how much ablation would occur during these reentry trajectories. The TTA code was not used for calculating all the multiple orbit trajectories since it requires relatively large amounts of computer time. Another factor preventing the use of the TTA computer code is that the output is not compatible with the CMA code input, as is the HRS017 computer code output. This incompatibility created a time delay which could not have been tolerated in the time schedule allowed for the multiple orbit reentry analysis. The results of the comparison are shown in Figures 10 and 11. The difference in the total number of orbits to Earth impact and the difference in total stagnation line ablation obtained from the two methods can be seen in the figures. The total ablation occurring during the TTA computed trajectory was 10 to 40 percent lower than that occurring during the HRS017 computed trajectory.

The ablation results indicate that based on the trajectory determined by the HRS017 code, the 0.35 inch of Pyrocarb graphite can ablate through along the stagnation line of the GLFC if a multiple orbit reentry occurs which has approximately 20 or more passes through the atmosphere (280,000 feet perigee or higher) in a side-on-stable orientation followed by a near orbital decay final reentry. (The near orbital decay final reentry must have the same stagnation line forward, and this results in approximately 0.1 inch of ablation.) It should be noted that the lack of three-dimensional heat transfer in the ablation model maximizes the ablation along the GLFC stagnation line.

Reentry Thermal Analysis

The complete results of the multiple orbit reentry two-dimensional thermal analysis are contained in Appendix C, where the temperature as a function of time is printed for each node for the first atmospheric pass of the five orbit reentry (260,000 feet initial perigee). Figure 12 shows the maximum temperature which occurs along the stagnation line for the outer graphite surface, the beryllium secondary heat shield, and the outer surface of the fuel capsule. As shown, the beryllium secondary heat shield and the Haynes 25 capsule cladding remain well

below the melt temperatures of these materials (see Appendix A for melt temperatures). It can also be seen that the GLFC returns to steady-state temperature approximately 3500 seconds after passing through the atmosphere. This prevents the GLFC internal components from building up to a higher temperature on each sequential pass of a multiple orbit reentry. Figures 13 and 14 show the radial and circumferential temperature distribution as a function of time in the graphite portion of the GLFC for the first atmospheric pass of the five orbit reentry case.

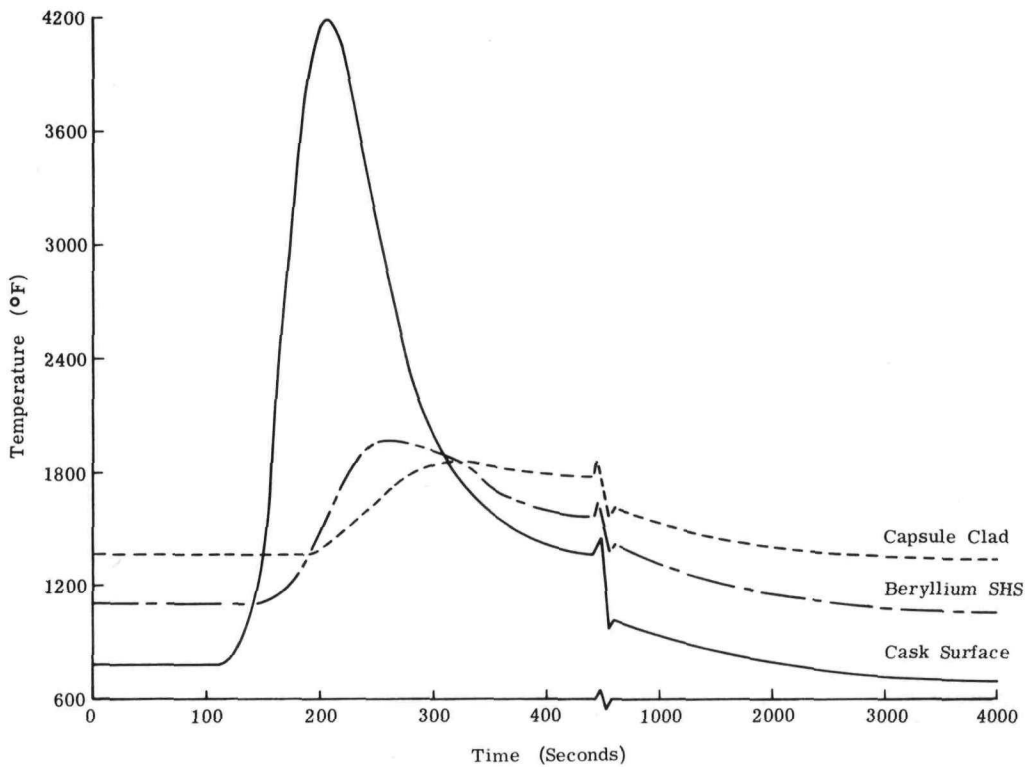


Figure 12. Temperature response of GLFC during one orbit of multiple orbit reentry

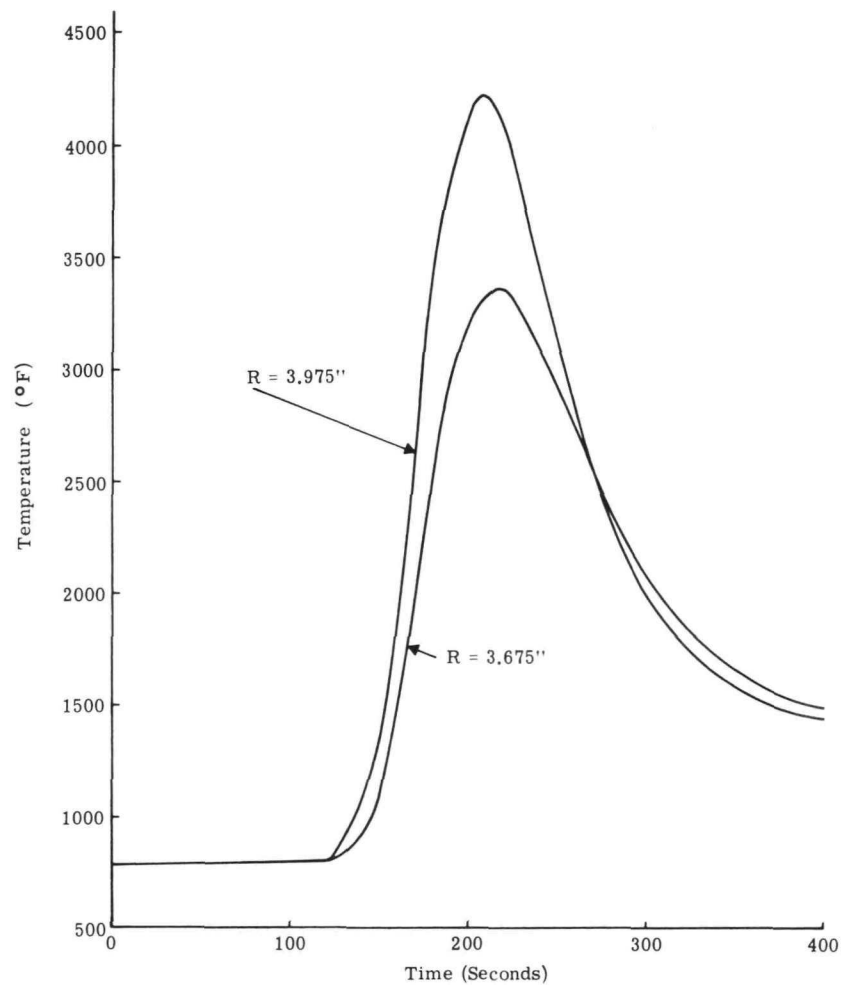


Figure 13. Radial temperature distribution of GLFC graphite shield during one pass of a multiple orbit reentry

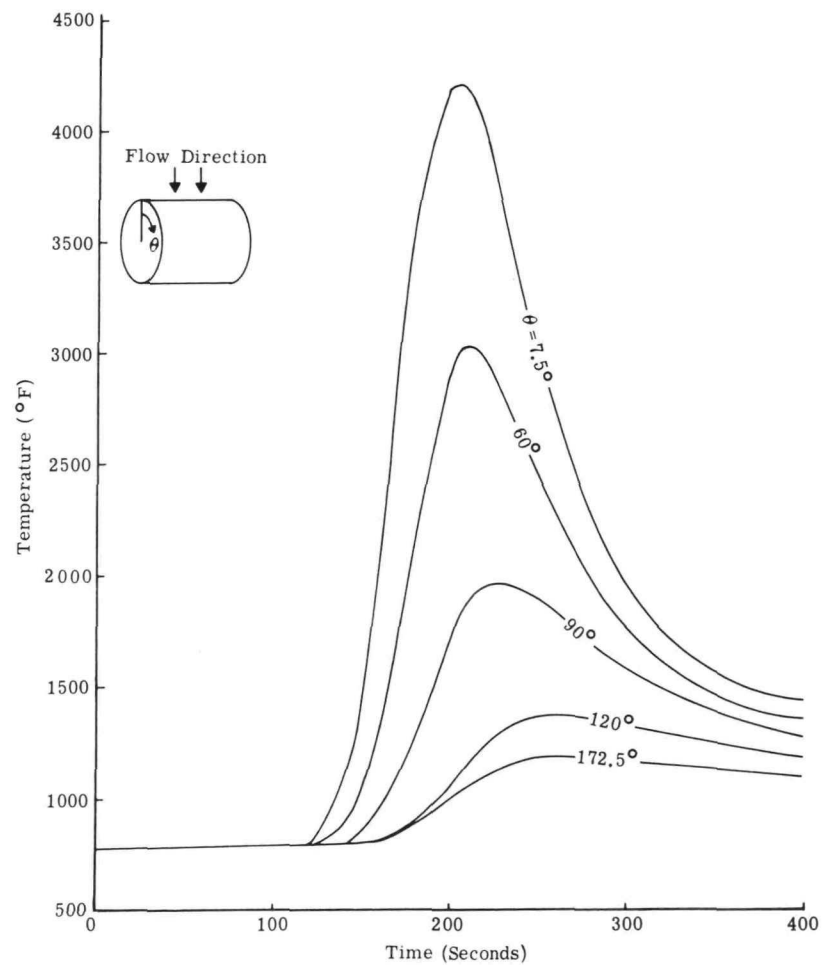


Figure 14. Circumferential temperature distribution of GLFC during one pass of a multiple orbit reentry

The final atmospheric reentry of the various multiple orbit reentries is closely approximated by an orbital decay reentry. The thermal response of the GLFC during this final reentry in a side-on-stable orientation is shown in Figures 15, 16, and 17. Figure 15 shows the maximum temperatures along the stagnation line for the cask surface, the beryllium secondary heat shield, and the fuel capsule outer surface. The beryllium heat shield and Haynes 25 cladding still remain below the melt temperatures of the materials although they reach a higher temperature than for the earlier atmospheric passes. Figures 16 and 17 show the radial and circumferential temperature distributions in the graphite for this final atmospheric reentry environment. The time in Figures 15, 16, and 17 is referenced from an altitude of 400,000 feet. Figure 18 shows the temperature distribution throughout the GLFC during the final reentry when the outer graphite surface is at peak temperature. The thermal results indicate that the GLFC provides adequate thermal protection of the SNAP-27 fuel capsule as long as the graphite cask remains intact.

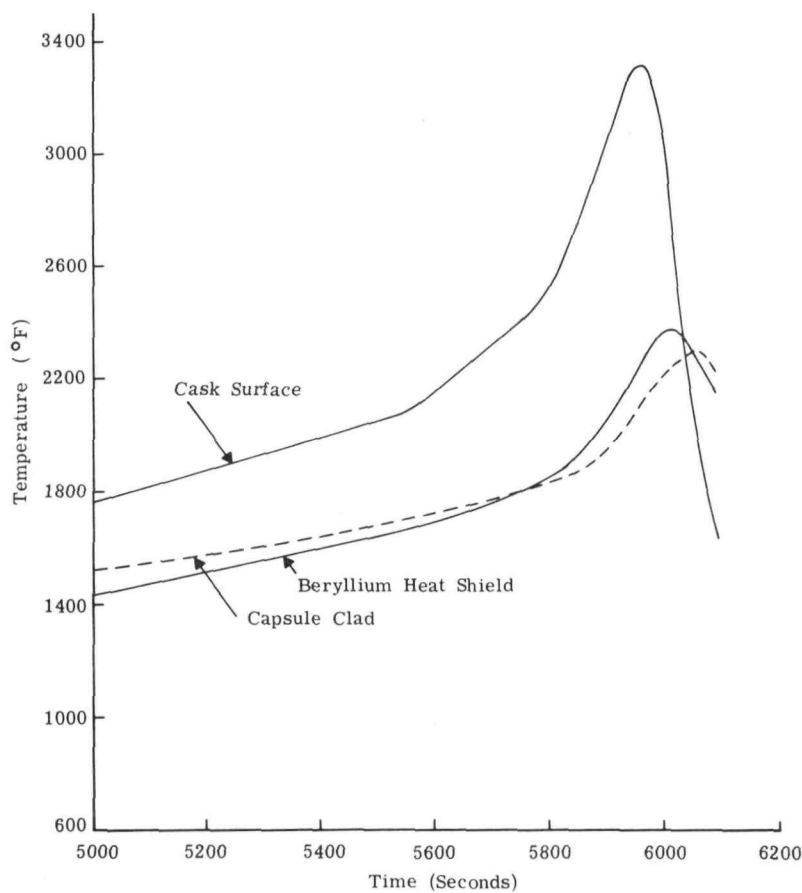


Figure 15. Maximum temperature of GLFC along stagnation line during final reentry

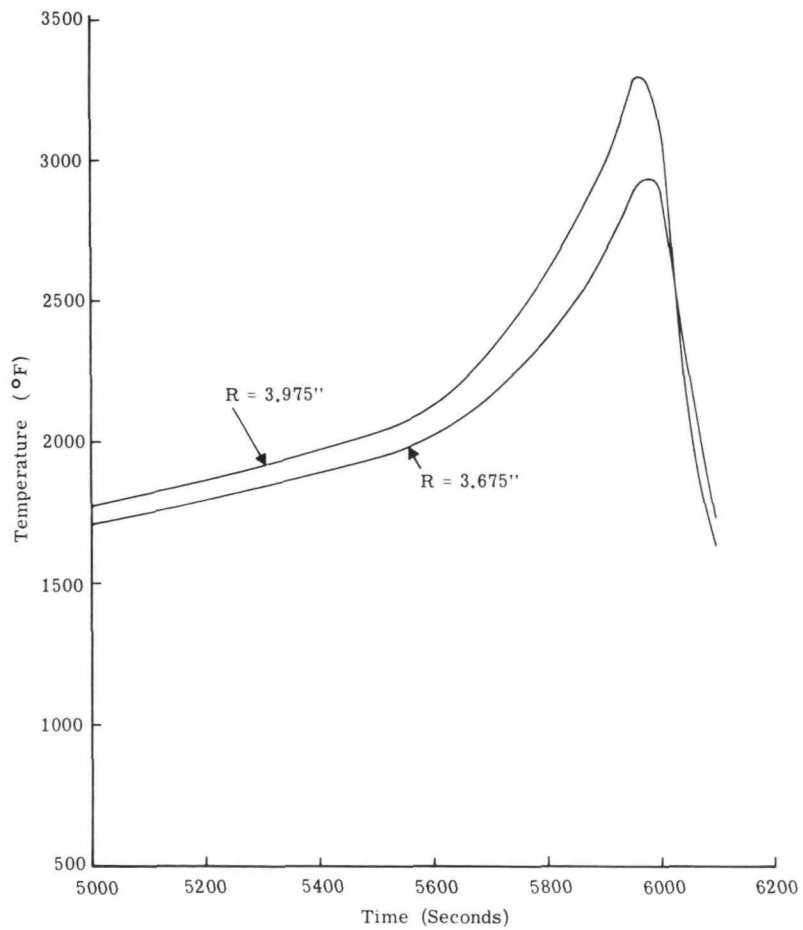


Figure 16. Radial temperature distribution of GLFC graphite shield along stagnation line during final reentry

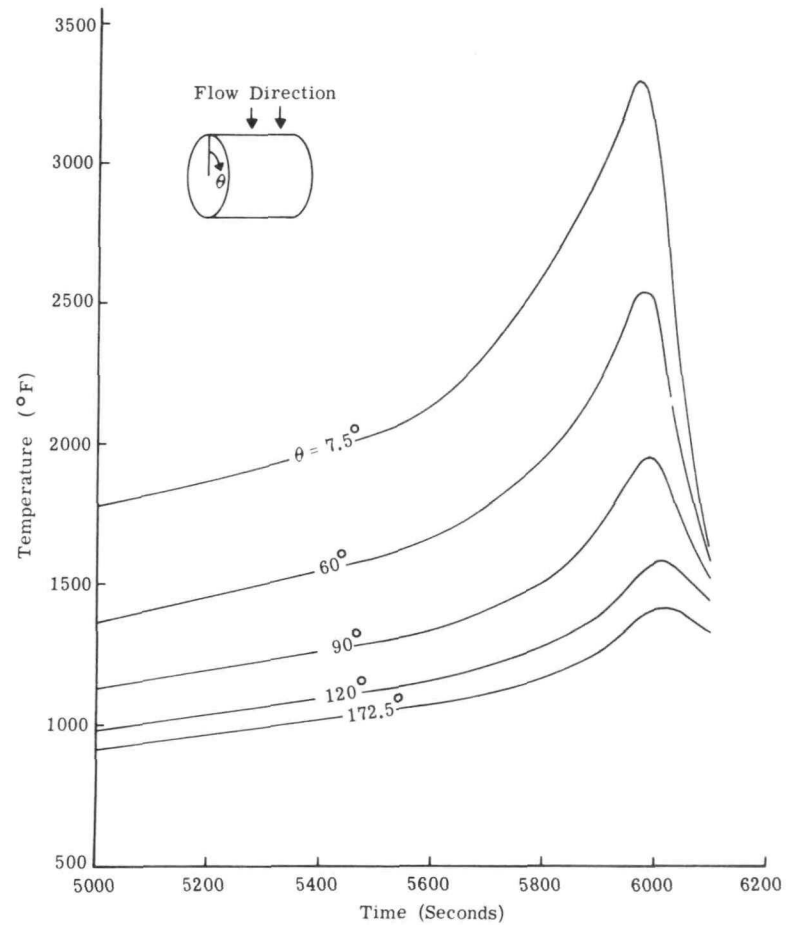


Figure 17. Circumferential temperature distribution of GLFC during final reentry

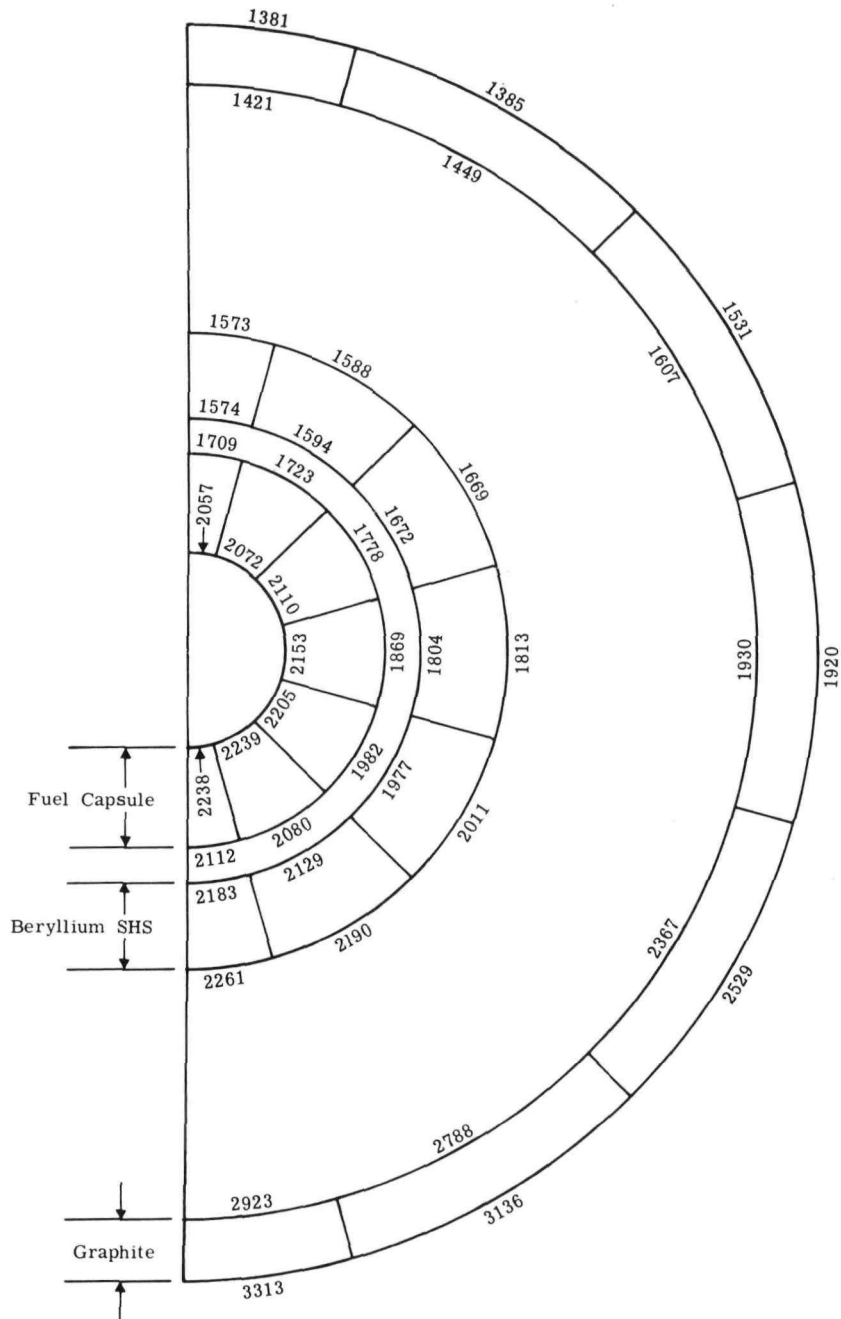


Figure 18. GLFC temperature distribution at maximum graphite temperature during final reentry

Conclusions

Based on the analyses and results documented in this report, the following conclusions are drawn.

1. For a side-on-stable orientation and using the approximate trajectory technique, the GLFC graphite heat shield is predicted to lose all material along the stagnation line by ablation, as the result of 20 or more passes through the atmosphere prior to final reentry.
2. The GLFC cask surface reaches a maximum temperature of 4213°F during a multiple orbit reentry.
3. The capsule cladding reaches a maximum temperature of 1848°F before the final reentry on a multiple orbit reentry, and it reaches a maximum temperature of 2365°F during the final reentry.
4. The GLFC returns to steady-state temperature prior to each pass through the atmosphere for a multiple orbit reentry.
5. The GLFC provides adequate thermal protection of the SNAP-27 fuel capsule provided the graphite heat shield remains intact.

References

1. W. J. Normyle, "NASA Given Lunar Surface Experiment Demonstration," Aviation Week and Space Technology, July 25, 1966.
2. R. D. Hibben, "ALSEP Array Cut for First Moon Mission," Aviation Week and Space Technology, April 3, 1967.
3. SC-RR-66-611, Aerothermodynamic Analysis of the SNAP-27 Fuel Cask, S. McAlees, Jr., R. D. Klett, B. E. Pearce, D. W. Larson, J. T. Stephens, and H. R. Spahr, Sandia Laboratories, Albuquerque, New Mexico, September 1966 (SDO).
4. SC-RR-66-2651, Aerothermodynamic and Structural Analysis of the SNAP-27 Fuel Cask, R. E. Berry, R. D. Klett, D. W. Larson, and H. R. Spahr, Sandia Laboratories, Albuquerque, New Mexico, January 1967 (OUO) (SDO).
5. SC-RR-67-2961, An Analysis of the Increased Aerodynamic Heating to the SNAP-27 Graphite Lunar Module Fuel Cask (GLFC) Resulting from the Titanium Mounting Structure, H. R. Spahr, Sandia Laboratories, Albuquerque, New Mexico, February 1968.
6. SC-RR-68-208, Thermal Analysis of a SNAP-27 Graphite Fuel Cask, D. W. Larson, Sandia Laboratories, Albuquerque, New Mexico, July 1968 (OUO).
7. SC-RR-69-297, Trajectories and Reentry Environments for the SNAP-27 GLFC During Multiple Revolution Highly Elliptical Orbital Decay After Supercircular Velocity Reentry, H. R. Spahr, Sandia Laboratories, Albuquerque, New Mexico, in preparation.
8. SC-M-66-377, Operating Instructions for Charring Material Ablation Code, F. W. Bolek and D. F. McVey, Sandia Laboratories, Albuquerque, New Mexico, August 1966.
9. TN-AP-67-287, Chrysler Improved Numerical Differencing Analyzer for 3rd Generation Computers, Chrysler Corporation Space Division, New Orleans, Louisiana, October 1967.
10. SID 65-1043-2, A General Computer Program for the Determination of Radiant-Interchange Configuration and Form Factors-CONFAC II, K. A. Toups, North American Aviation Space and Information Systems Division, Downey, California, October 1965.
11. SC-RR-64-2141, Drag Coefficients and Heating Ratios for Right Circular Cylinders in Free-Molecular and Continuum Flow from Mach 10 to 30, R. D. Klett, Sandia Laboratories, Albuquerque, New Mexico, December 1964.
12. R. W. Detra and H. Hidalgo, "Generalized Heat Transfer Formulas and Graphs for Nose Cone Reentry Into the Atmosphere," American Rocket Society Journal, March 1961.

13. SC-RR-69-378, Computer Code HRS017: A Computer Code for the Computation of the Trajectory and Reentry Environment for Nuclear Systems Decaying from Multiple Revolution Elliptical Orbits, H. R. Spahr, Sandia Laboratories, Albuquerque, New Mexico, in preparation.
14. SC-CR-67-2511X, Hypersonic Shock Tunnel Heat Transfer Tests of a Right Circular Cylinder for the Sandia Corporation, Cornell Aeronautical Laboratory for Sandia Laboratories, Albuquerque, New Mexico, November 1966.
15. SC-DC-65-1907, Heat Transfer and Flow Visualization on 1/2-Inch Diameter Cylinders in Laminar Hypersonic Flow, Rhodes and Bloxom for Sandia Laboratories, Albuquerque, New Mexico, January 1966.
16. GE-RS-PIR-HTT-8151-818, Simple Correlating Formulae for Convective and Radiative Stagnation-Point Heating During Terrestrial Atmospheric Flight at Very High Velocity, J. Ringrose, General Electric Missile and Space Division, King of Prussia, Pennsylvania, December 1967.

References Not Cited

1. Aerospace Structural Metals Handbook, Syracuse University, Syracuse, New York, 1963.
2. Handbook of Thermophysical Properties of Solid Materials, Goldsmith, Waterman, and Hirschhorn, Macmillan Co., New York, 1961.
3. Material Properties Handbook, Volume IV, Heat Resisting Alloys, AGARD, The Royal Aeronautical Society, London, May 1966.
4. Material Properties Data Book, Report 2275, Aerojet General Corporation, El Monte, California, March 1968.
5. SC-M-66-1, Aerospace Material Properties Handbook (U), Sandia Laboratories, Albuquerque, New Mexico, February 1966 (CRD).

Blank Page

APPENDIX A

Material Properties Used in
the Thermal and Ablation Models

Blank Page

Pyrocarb 406 Graphite

Density = 88 lb/ft³

Emissivity, ϵ

<u>Temperature (°F)</u>	<u>ϵ</u>
0	0.70
400	0.73
800	0.78
1200	0.81
2000	0.86
3200	0.90
4000	0.93
8000	0.96

Specific Heat, C_p

<u>Temperature (°F)</u>	<u>C_p (Btu/lb-°F)</u>
70	0.22
1000	0.39
4000	0.53
8000	0.53

Thermal Conductivity, K

<u>Temperature (°F)</u>	<u>K (Btu/hr-ft-°F)</u>
0	4.50
165	4.85
565	5.22
965	5.50
1365	5.76
1965	6.04
2365	6.15
2965	6.30
4165	6.66
5665	6.92

Beryllium

Density = 114 lb/ft³

Emissivity (coated), $\epsilon = 0.85$

Specific Heat, C_p

<u>Temperature (°F)</u>	<u>C_p (Btu/lb-°F)</u>
150	0.20
200	0.55
1000	0.70
2600	0.90
5000	0.90

Thermal Conductivity, K

<u>Temperature (°F)</u>	<u>K (Btu/hr-ft-°F)</u>
0	110.0
800	70.0
1600	43.0
2400	30.0
5000	30.0

Melting Point = 2345°F

Plutonium Dioxide (²³⁸PuO₂) Microspheres

Density = 662 lb/ft³

Specific Heat, $C_p = 0.0633$ (Btu/lb-°F)

Thermal Conductivity, K

<u>Temperature (°F)</u>	<u>K (Btu/hr-ft-°F)</u>
1000	0.46
1200	0.52
1400	0.58
1600	0.68
1700	0.75
8000	0.75

Haynes 25

Density = 570 lb/ft³

Emissivity (coated), $\epsilon = 0.85$

Specific Heat, C_p

<u>Temperature (°F)</u>	<u>C_p (Btu/lb-°F)</u>
500	0.080
1000	0.090
1500	0.105
2000	0.115
2425	0.120

Thermal Conductivity, K

<u>Temperature (°F)</u>	<u>K (Btu/hr-ft-°F)</u>
500	8.1
1000	11.5
1500	14.6
2100	19.5
3000	27.7

Melting Range = 2425° to 2570°F

Blank Page

APPENDIX B

Sample CMA Computer Code
Run--Ablation Response During
Five Orbit Reentry

Blank Page

6
 SNAP 27 GLFC MULTIPLE ORBIT REENTRY STUDY
 THIS RUN IS FIVE ORBIT CASE FROM HRS017 TE=5500 K
 ORBIT 1 OF 5 D W LARSON, 9513

---REACTION KINETIC EQUATION---

$$DRHO/DTIME = GAMMA (BA*EXP(-EA/T)RH00A((RHOA-RHOR)/RH00A)**PSIA)$$

$$+ GAMMA (BB*EXP(-EB/T)RH00B((RHOB-RHOR)/RH00B)**PSIB)$$

$$+(1-GAMMA)(BC*EXP(-EC/T)RH00C((RHOA-RHOR)/RH00C)**PSIC)$$

---REACTION KINETIC CONSTANTS---

REACTION	RH00 (LB/CU FT)	RHOR	B (1/SEC)	PSI	E (DEG R)	T REAC (DEG R)
A	88,00	88,00	0,000+000	0,00	0,000+000	90000
B	88,00	88,00	0,000+000	0,00	0,000+000	90000
C	88,00	88,00	0,000+000	0,00	0,000+000	90000

RESIN VOLUME FRACTION, GAMMA = ***** (MASS FRACTION = 0,000)

---TIME INCREMENT INFORMATION---

INITIAL TIME (SEC) 0,000 FINAL TIME (SEC) 404,53

OUTPUT INTERVAL =***** SEC FROM INITIAL TIME UNTIL 500,000 SEC
 OUTPUT INTERVAL =***** SEC FROM 500,000 SEC UNTIL 500,000 SEC
 OUTPUT INTERVAL =***** SEC FROM 500,000 SEC UNTIL FINAL TIME

MAXIMUM TIME STEP =5,00 SECONDS

ORBIT 1 OF 5 D W LARSON, 9513

---NODAL DATA---

THE TITLE OF THIS FILE IS 0.35000 -0.00000 0.00000 0.00000

NODE NO.	MATL NO.	TEMPERATURE (DEG RANKINE)	RELATIVE AREA	THICKNESS (INCHES)	NODAL DEPTH (INCHES)	CONT. RESISTANCE (SQFT*IN*DEG/BTU)
1	1	1245,00	1,0000+000	0,01000	0,000000*	0,0000+000
2	1	1245,00	1,0000+000	0,01000	0,015000	0,0000+000
3	1	1245,00	1,0000+000	0,02000	0,030000	0,0000+000
4	1	1245,00	1,0000+000	0,02000	0,050000	0,0000+000
5	1	1245,00	1,0000+000	0,02000	0,070000	0,0000+000
6	1	1245,00	1,0000+000	0,03000	0,095000	0,0000+000
7	1	1245,00	1,0000+000	0,04000	0,130000	0,0000+000
8	1	1245,00	1,0000+000	0,05000	0,175000	0,0000+000
9	1	1245,00	1,0000+000	0,05000	0,225000	0,0000+000
10	1	1245,00	1,0000+000	0,05000	0,275000	0,0000+000
11	1	1245,00	1,0000+000	0,05000	0,325000	0,0000+000

*PLANAR SURFACE

MINIMUM THICKNESS OF LAST ABLATOR NODE (INCHES) 0,0100
 THERE ARE 10 NODELETS ASSIGNED TO EACH ABLATING NODE

BACK WALL CONVECTION COEF BTU/TSQ-HR-DEG R	BACK WALL EMISSIVITY	RESERVOIR TEMPERATURE
-0,0000	-0,000	1245,00

---HEAT OF FORMATION OF MATERIAL CONSTITUENTS---

PLASTIC (BTU/LB)	CHAR	GAS
-0,00	-0,00	-0,00

ENTHALPY DATUM TEMPERATURE = 536,000 DEG RANKINE

---MATERIAL THERMAL PROPERTY DATA---

MATERIAL NO. 1 VIRGIN PLASTIC	MATERIAL NO. 2 CHAR	MATERIAL NOS. 3 THROUGH 20 BACK-UP
MATERIAL NO. 1 TEMPERATURE (DEG R)	SPECIFIC HEAT (BTU/LB-DEG)	CONDUCTIVITY (BTU/FT-SEC-DEG)
0,00	0,0000	0,0013000
625,00	0,1800	0,0013500
1025,00	0,3200	0,0014500
1425,00	0,3900	0,0015300
1825,00	0,4600	0,0016000
2425,00	0,4800	0,0016700
2825,00	0,5000	0,0017100
3425,00	0,5100	0,0017500
4625,00	0,5200	0,0018500
6125,00	0,5200	0,0019200
		DENSITY = 88,000 LB/CU FT
		SENSIBLE ENTHALPY (BTU/LB)
		EMMISSIVITY
		-48,24
		8,01
		108,01
		250,01
		420,01
		702,01
		898,01
		1201,01
		1819,01
		2599,01
		0,5000
		0,7000
		0,7500
		0,8000
		0,8300
		0,8500
		0,8700
		0,8900
		0,9400
		0,9600

ORBIT 1 OF 5 D W LARSON, 9513

MATERIAL NO. 2 TEMPERATURE	SPECIFIC HEAT	CONDUCTIVITY	DENSITY = 88,000 LB/CU FT SENSIBLE ENTHALPY	EMMISSIVITY
(DEG R)	(BTU/LB-DEG)	(BTU/FT-SEC-DEG)	(BTU/LB)	
0,00	0,0000	0,0013000	=48,24	0,5000
625,00	0,1800	0,0013500	8,01	0,7000
1025,00	0,3200	0,0014500	108,01	0,7500
1425,00	0,3900	0,0015300	250,01	0,8000
1825,00	0,4600	0,0016000	420,01	0,8300
2425,00	0,4800	0,0016700	702,01	0,8500
2825,00	0,5000	0,0017100	898,01	0,8700
3425,00	0,5100	0,0017500	1201,01	0,8900
4625,00	0,5200	0,0018500	1819,01	0,9400
6125,00	0,5200	0,0019200	2599,01	0,9600

---RESIN DECOMPOSITION GAS SENSIBLE ENTHALPY---

TEMPERATURE (DEG R)	500.00	1000.00
ENTHALPY (BTU/LB)	0.00	100.00

---TIME DEPENDENT BOUNDARY CONDITIONS---

THE TITLE OF THIS FILE IS TIME	RECOVERY ENTHALPY	RADIATION HEAT RATE	HEAT COEFF	PRESSURE
(SEC)	(BTU/LB)	(BTU/SQ FT-SEC)	(LB/SQ FT-SEC)	(ATMS)
0,00	25359,13	0,00	0,0000	0,00000
21,57	25507,66	0,00	0,0000	0,00000
42,91	25641,04	0,00	0,0000	0,00000
64,03	25759,12	0,00	0,0000	0,00000
84,97	25861,74	0,00	0,0000	0,00000
105,76	25948,79	0,00	0,0000	0,00001
126,40	26020,16	0,00	0,0002	0,00011
146,91	26075,75	0,00	0,0020	0,00107
167,26	26115,51	0,00	0,0049	0,00660
187,25	26139,39	0,00	0,0084	0,01915
202,26	26147,35	0,00	0,0100	0,02707
217,28	26139,39	0,00	0,0084	0,01915
237,27	26115,51	0,00	0,0049	0,00660
257,62	26075,75	0,00	0,0020	0,00107
278,13	26020,16	0,00	0,0002	0,00011
298,77	25948,79	0,00	0,0000	0,00001
319,56	25861,74	0,00	0,0000	0,00000
340,50	25759,12	0,00	0,0000	0,00000
361,62	25641,04	0,00	0,0000	0,00000
382,96	25507,66	0,00	0,0000	0,00000
404,53	25359,13	0,00	0,0000	0,00000

CH/CHO = PHI/(EXP(PHI)-1.) WHERE PHI = 2.*BRP*M DOT/CHO. BRP IS 0,4 FOR STAGNATION
AND TURBULENT FLOW, AND 0,5 FOR LAMINAR FLOW.

ORBIT 1 OF 5 D W LARSON, 9513

RATIO OF MASS TO HEAT TRANSFER COEFFICIENTS = 0.930

UNEQUAL DIFFUSION EXPONENT = 0.333
NOMINAL SURFACE VIEW FACTOR = 1.000 (OPTION 1)

ORBIT 1 OF 5 D W LARSON, 9513

---OUTPUT---

TIME STEP	SURF ITER	PROB OPTN	SURFACE RAD (IN)	0.0000 SECONDS H WALL (BTU/LB)	H EDGE (BTU/LB)	HEAT COEFF (LB/SQ FT-SEC)	CH/CHO	PRESSURE (ATM)	SURFACE
1	0	1	0.0000	0.00	25359.13	0.0000	0.00000	0.00000	C*

---ABLATION RATES---					
B PRIME	B PRIME G	M DOT CHAR (LB/SQ FT-SEC)	M DOT GAS (LB/SQ FT-SEC)	M CHAR (LB/ORIG SQ FT)	M GAS (LB/ORIG SQ FT)
0.00000	0.00000	0.000000	0.000000	0.000000	0.000000

---RECESSIONS/RECESSION RATES---		
SURFACE (IN)	CHAR (0.00) (IN/SEC)	PYROLYSIS (0.98)
0.0000000/0.0000000	0.0000000/0.0000000	0.0000000/0.0000000

---SURFACE ENERGY FLUX TERMS---					
CURRENT RATES (BTU/SQ FT SURFACE-SEC) AND INTEGRATED VALUES (BTU/ORIG SQ FT)					
	CONVECTED IN	RADIATED IN	RADIATED OUT	CHEMICAL GENERATION	CONDUCTION AWAY
RATE	0.000+000	0.000+000	0.000+000	0.000+000	0.000+000
TOTAL	0.000+000	0.000+000	0.000+000	0.000+000	0.000+000

---INTERIOR ENERGY TERMS---					
CURRENT RATES (BTU/SQ FT SURFACE-SEC) AND INTEGRATED VALUES (BTU/ORIG SQ FT)					
	PYROL GAS PICK UP	DECOMP ABSORPTION	CONVECTION WITH SOLIDS	STORAGE IN SOLID	LOSS AT REAR FACE
RATE	0.000+000	0.000+000	0.000+000	0.000+000	0.000+000
TOTAL	0.000+000	0.000+000	0.000+000	0.000+000	0.000+000

NODE	MAT	TEMP (DEG R)	DENSITY (LB/CUFT)	ENTHALPY (BTU/LB)	NODE	MAT	TEMP (DEG R)	DENSITY (LB/CUFT)	ENTHALPY (BTU/LB)
1	1	1245.00	88.000	186.11	7	1	1245.00	88.000	186.11
2	1	1245.00	88.000	186.11	8	1	1245.00	88.000	186.11
3	1	1245.00	88.000	186.11	9	1	1245.00	88.000	186.11
4	1	1245.00	88.000	186.11	10	1	1245.00	88.000	186.11
5	1	1245.00	88.000	186.11	11	1	1245.00	88.000	186.11
6	1	1245.00	88.000	186.11					

SANDIA ABLATION PROGRAM (VERSION TWO)

PAGE 6

ORBIT 1 OF 5 D W LARSON, 9513

TIME STEP	SURF ITER	PROB OPTN	SURFACE RAD (IN)	100,0000 SECONDS H WALL (BTU/LB)	H EDGE (BTU/LB)	HEAT COEFF (LB/SQ FT-SEC)	CH/CHO	PRESSURE (ATM)	SURFACE
29	2	1	0.0000	12896.69	25924.68	0.0000	0.95564	0.00001	C*

---ABLATION RATES---					
B PRIME	B PRIME G	M DOT CHAR (LB/SQ FT-SEC)	M DOT GAS	M CHAR (LB/ORIG SQ FT)	M GAS
0.16575	0.00000	0.000002	0.000000	0.000026	0.000000

---RECESSIONS/RECESSION RATES---			
SURFACE (IN)		CHAR (0.00) (IN/SEC)	PYROLYSIS (0.98)
0.0000036	0.0000003	0.0000036	0.0000036

---SURFACE ENERGY FLUX TERMS---					
CURRENT RATES (BTU/SQ FT SURFACE-SEC)					
AND INTEGRATED VALUES (BTU/ORIG SQ FT)					
	CONVECTED IN	RADIATED IN	RADIATED OUT	CHEMICAL GENERATION	CONDUCTION AWAY
RATE	2.048-001	0.000+000	8.309+001	1.971-001	-4.280-001
TOTAL	3.699+000	0.000+000	8.824+001	3.578+000	-1.835+001

---INTERIOR ENERGY TERMS---					
CURRENT RATES (BTU/SQ FT SURFACE-SEC)					
AND INTEGRATED VALUES (BTU/ORIG SQ FT)					
	PYROL GAS PICK UP	DECOMP ABSORPTION	CONVECTION WITH SOLIDS	STORAGE IN SOLID	LOSS AT REAR FACE
RATE	0.000+000	0.000+000	-3.533-006	-4.280-001	-3.175-007
TOTAL	0.000+000	0.000+000	-4.755-005	-1.835+001	-5.605-006

NODE	MAT	TEMP (DEG R)	DENSITY (LB/CUFT)	ENTHALPY (BTU/LB)	NODE	MAT	TEMP (DEG R)	DENSITY (LB/CUFT)	ENTHALPY (BTU/LB)
1	2	1222.03	88.000	177.96	7	2	1224.68	88.000	178.90
2	2	1222.39	88.000	178.08	8	2	1225.35	88.000	179.13
3	2	1222.73	88.000	178.20	9	2	1225.92	88.000	179.34
4	2	1223.17	88.000	178.36	10	2	1226.30	88.000	179.47
5	2	1223.58	88.000	178.51	11	2	1226.49	88.000	179.54
6	2	1224.07	88.000	178.68					

ORBIT 1 OF 5 D W LARSON, 9513

TIME	SURF	PROB	SURFACE	H WALL	H EDGE	HEAT COEFF	CH/CHO	PRESSURE	SURFACE
STEP	ITER	OPTN	RAD (IN)	(BTU/LB)	(BTU/LB)	(LB/SQ FT-SEC)		(ATM)	
101	2	1	0,0075	6850,31	26146,15	0,0091	0,93459	0,02569	C*

---ABLATION RATES---

B PRIME	B PRIME G	M DOT CHAR	M DOT GAS	M CHAR	M GAS
		(LB/SQ FT-SEC)	(LB/SQ FT-SEC)	(LB/ORIG SQ FT)	(LB/ORIG SQ FT)
0,19569	0,00000	0,001659	0,000000	0,055024	0,000000

---RECESSIONS/RECESSION RATES---

SURFACE	CHAR (0,00)	PYROLYSIS (0,98)
(IN) / (IN/SEC)		
0,0075033/0,0002262	0,0075033/0,0002224	0,0075033/0,0002224

---SURFACE ENERGY FLUX TERMS---

CURRENT RATES (BTU/SQ FT SURFACE-SEC)
AND INTEGRATED VALUES (BTU/ORIG SQ FT)

	CONVECTED	RADIATED	RADIATED	CHEMICAL	CONDUCTION
	IN	IN	OUT	GENERATION	AWAY
RATE	1,759+002	0,000+000	1,980+002	5,977+001	3,765+001
TOTAL	5,879+003	0,000+000	4,804+003	2,673+003	3,831+003

---INTERIOR ENERGY TERMS---

CURRENT RATES (BTU/SQ FT SURFACE-SEC)
AND INTEGRATED VALUES (BTU/ORIG SQ FT)

	PYROL GAS	DECOMP	CONVECTION	STORAGE	LOSS AT
	PICK UP	ABSORPTION	WITH SOLIDS	IN SOLID	REAR FACE
RATE	0,000+000	0,000+000	2,790+001	3,758+001	5,934+005
TOTAL	0,000+000	0,000+000	1,352+001	3,818+003	1,883+003

NODE	MAT	TEMP	DENSITY	ENTHALPY	NODE	MAT	TEMP	DENSITY	ENTHALPY
		(DEG R)	(LB/CUFT)	(BTU/LB)			(DEG R)	(LB/CUFT)	(BTU/LB)
1	2	4576,81	88,000	1794,19	7	2	4387,83	88,000	1696,87
2	2	4551,70	88,000	1781,26	8	2	4340,19	88,000	1672,33
3	2	4527,13	88,000	1768,61	9	2	4300,23	88,000	1651,75
4	2	4495,96	88,000	1752,55	10	2	4273,92	88,000	1638,20
5	2	4466,44	88,000	1737,35	11	2	4262,65	88,000	1632,40
6	2	4431,68	88,000	1719,45					

SANDIA ABLATION PROGRAM (VERSION TWO)

PAGE 8

ORBIT 1 OF 5 D W LARSON, 9513

300,000 SECONDS									
TIME	SURF	PROB	SURFACE	H WALL	H EDGE	HEAT COEFF	CH/CHO	PRESSURE	SURFACE
STEP	ITER	OPTN	RAD (IN)	(BTU/LB)	(BTU/LB)	(LB/SQ FT-SEC)		(ATM)	
144	2	1	0,0165	13416,15	25943,65	0,0000	0,91219	0,00001	C*

---ABLATION RATES---					
B PRIME	B PRIME G	M DOT CHAR	M DOT GAS	M CHAR	M GAS
		(LB/SQ FT-SEC)	(BTU/LB)	(LB/ORIG SQ FT)	(BTU/LB)
0,17044	0,00000	0,000003	0,000000	0,121335	0,000000

---RECESSIONS/RECESSION RATES---		
SURFACE	CHAR	PYROLYSIS
(IN)	(IN/SEC)	(0,98)
0,0165456/0,0000004	0,0165456/0,0000006	0,0165456/0,0000006

---SURFACE ENERGY FLUX TERMS---				
CURRENT RATES (BTU/SQ FT SURFACE-SEC)				
AND INTEGRATED VALUES (BTU/ORIG SQ FT)				
	CONVECTED	RADIATED	RADIATED	CHEMICAL
	IN	IN	OUT	GENERATION
				AWAY
RATE	2,298-001	0,000+000	2,281+001	2,319-001
TOTAL	1,207+004	0,000+000	1,574+004	5,477+003

---INTERIOR ENERGY TERMS---				
CURRENT RATES (BTU/SQ FT SURFACE-SEC)				
AND INTEGRATED VALUES (BTU/ORIG SQ FT)				
	PYROL GAS	DECOMP	CONVECTION	STORAGE
	PICK UP	ABSORPTION	WITH SOLIDS	IN SOLID
				LOSS AT
				REAR FACE
RATE	0,000+000	0,000+000	-4,428-004	-2,173+001
TOTAL	0,000+000	0,000+000	1,418+001	1,912+003

NODE	MAT	TEMP	DENSITY	ENTHALPY	NODE	MAT	TEMP	DENSITY	ENTHALPY
		(DEG R)	(LB/CFUFT)	(BTU/LB)			(DEG R)	(LB/CFUFT)	(BTU/LB)
1	2	2721,16	88,000	847,13	7	2	2835,63	88,000	903,38
2	2	2736,71	88,000	854,75	8	2	2863,35	88,000	917,38
3	2	2751,84	88,000	862,16	9	2	2885,98	88,000	928,80
4	2	2770,89	88,000	871,49	10	2	2900,22	88,000	935,99
5	2	2788,77	88,000	880,26	11	2	2904,99	88,000	938,41
6	2	2809,63	88,000	890,48					

ORBIT 1 OF 5 D W LARSON, 9513

TIME STEP	SURF ITER	PROB OPTN	SURFACE RAD (IN)	400,0000 SECONDS H WALL (BTU/LB)	H EDGE (BTU/LB)	HEAT COEFF (LB/SQ FT-SEC)	CH/CHO	PRESSURE (ATM)	SURFACE
166	2	1	0,0166	13149,96	25390,31	0,0000	0,92447	0,00000	C*

---ABLATION RATES---					
B PRIME	B PRIME G	M DOT CHAR (LB/SQ FT-SEC)	M DOT GAS (LB/SQ FT-SEC)	M CHAR (LB/ORIG SQ FT)	M GAS (LB/ORIG SQ FT)
0,17039	0,00000	0,000000	0,000000	0,121390	0,000000

---RECESSIONS/RECESSION RATES---		
SURFACE (IN)	CHAR (IN)	PYROLYSIS (IN)
0,0165532/0,0000000	0,0165532/0,0000000	0,0165532/0,0000000

---SURFACE ENERGY FLUX TERMS---					
CURRENT RATES (BTU/SQ FT SURFACE-SEC) AND INTEGRATED VALUES (BTU/ORIG SQ FT)					
	CONVECTED IN	RADIATED IN	RADIATED OUT	CHEMICAL GENERATION	CONDUCTION AWAY
RATE	1,607+003	0,000+000	5,489+000	1,652+003	-5,481+000
TOTAL	1,208+004	0,000+000	1,680+004	5,481+003	8,788+002

---INTERIOR ENERGY TERMS---					
CURRENT RATES (BTU/SQ FT SURFACE-SEC) AND INTEGRATED VALUES (BTU/ORIG SQ FT)					
	PYROL GAS PICK UP	DECOMP ABSORPTION	CONVECTION WITH SOLIDS	STORAGE IN SOLID	LOSS AT REAR FACE
RATE	0,000+000	0,000+000	-6,470+007	-5,481+000	1,201+005
TOTAL	0,000+000	0,000+000	1,418+001	8,662+002	9,268+003

NODE	MAT	TEMP (DEG R)	DENSITY (LB/CFUFT)	ENTHALPY (BTU/LB)	NODE	MAT	TEMP (DEG R)	DENSITY (LB/CFUFT)	ENTHALPY (BTU/LB)
1	2	1923,72	88,000	466,41	7	2	1953,73	88,000	480,51
2	2	1927,94	88,000	468,35	8	2	1960,88	88,000	483,87
3	2	1931,85	88,000	470,23	9	2	1966,68	88,000	486,60
4	2	1936,86	88,000	472,58	10	2	1970,32	88,000	488,31
5	2	1941,55	88,000	474,79	11	2	1971,54	88,000	488,88
6	2	1946,99	88,000	477,35					

SANDIA ABLATION PROGRAM (VERSION TWO)

PAGE 10

ORBIT 1 OF 5 D W LARSON, 9513

TIME STEP	SURF ITER	PROB OPTN	SURFACE RAD (IN)	404,7619 SECONDS H WALL (BTU/LB)	H EDGE (BTU/LB)	HEAT COEFF (LB/SQ FT-SEC)	CH/CHO	PRESSURE (ATM)	SURFACE
167	2	1	0.0166	13142.80	25357.53	0.0000	0.91737	0.00000	C*

---ABLATION RATES---					
B PRIME	B PRIME G	M DOT CHAR (LB/SQ FT-SEC)	M DOT GAS (LB/SQ FT-SEC)	M CHAR (LB/ORIG SQ FT)	M GAS (LB/ORIG SQ FT)
0.17038	0.00000	0.000000	0.000000	0.121390	0.000000

---RECESSIONS/RECESSION RATES---		
SURFACE (IN)	CHAR (IN/SEC)	PYROLYSIS (IN/SEC)
0.0165532/0.0000000	0.0165532/0.0000000	0.0165532/0.0000000

---SURFACE ENERGY FLUX TERMS---				
CURRENT RATES (BTU/SQ FT SURFACE-SEC)				
AND INTEGRATED VALUES (BTU/ORIG SQ FT)				
CONVECTED IN	RADIATED IN	RADIATED OUT	CHEMICAL GENERATION	CONDUCTION AWAY
RATE 1.096+003	0.000+000	5.253+000	1.129+003	=5.246+000
TOTAL 1.208+004	0.000+000	1.682+004	5.481+003	8.738+002

---INTERIOR ENERGY TERMS---				
CURRENT RATES (BTU/SQ FT SURFACE-SEC)				
AND INTEGRATED VALUES (BTU/ORIG SQ FT)				
PYROL GAS PICK UP	DECOMP ABSORPTION	CONVECTION WITH SOLIDS	STORAGE IN SOLID	LOSS AT REAR FACE
RATE 0.000+000	0.000+000	=4.675+007	=5.246+000	1.453+005
TOTAL 0.000+000	0.000+000	1.418+001	8.412+002	9.638+003

NODE	MAT	TEMP (DEG R)	DENSITY (LB/CUFT)	ENTHALPY (BTU/LB)	NODE	MAT	TEMP (DEG R)	DENSITY (LB/CUFT)	ENTHALPY (BTU/LB)
1	2	1903.05	88.000	456.69	7	2	1931.82	88.000	470.21
2	2	1907.00	88.000	458.55	8	2	1938.66	88.000	473.43
3	2	1910.84	88.000	460.35	9	2	1944.22	88.000	476.04
4	2	1915.65	88.000	462.61	10	2	1947.71	88.000	477.68
5	2	1920.14	88.000	464.72	11	2	1948.88	88.000	478.23
6	2	1925.35	88.000	467.18					

ORBIT 1 OF 5 D W LARSON, 9513
OPTIONAL OUTPUT OF THERMOCOUPLE TEMPERATURES AND/OR ISOTHERM DEPTHS
DEPTHS MEASURED FROM ORIGINAL SURFACE
TEMPERATURES IN DEGREES RANKINE

EACH OUTPUT BLOCK SHOWS THE TIME IN SECONDS, THE CURRENT SURFACE TEMPERATURE,
THE TEMPERATURES OF 1 THERMOCOUPLES, AND THE DEPTHS IN INCHES OF -0 ISOTHERMS

THE FIRST BLOCK SHOWS A SAMPLE TIME AND SURFACE TEMPERATURE, THE SPECIFIED
DEPTHS OF THE THERMOCOUPLES (IF ANY) AND THE ISOTHERM TEMPERATURES. THE
ARRANGEMENT OF THIS BLOCK CORRESPONDS TO THE ARRANGEMENT OF THE OUTPUT DATA,

404,7619 1903,0469 0,3500

OUTPUT DATA

0,0000	1245,0000	1245,0000
100,0000	1222,0341	1226,4900
200,0000	4576,8111	4262,6471
300,0000	2721,1571	2904,9945
400,0000	1923,7169	1971,5414
404,7619	1903,0469	1948,8750

THE CALCULATION TIME IS 57,6680 SECONDS

6
 SNAP 27 GLFC MULTIPLE ORBIT REENTRY STUDY
 THIS RUN IS FIVE ORBIT CASE FROM HRS017 TE=5500 K
 ORBIT 4 OF 5 D W LARSON, 9513

---REACTION KINETIC EQUATION---

DRHO/DTIME = GAMMA (BA*EXP(-EA/T)RHOOA((RHOA-RHORA)/RHOOA)**PSIA)
 + GAMMA (BR*EXP(-EB/T)RHOOB((RHOB-RHORB)/RHOOB)**PSIB)
 +(1-GAMMA)(BC*EXP(-EC/T)RHOOC((RHOC-RHORC)/RHOOC)**PSIC)
 RESIN VOLUME FRACTION, GAMMA = ***** (MASS FRACTION = 0.000)

---TIME INCREMENT INFORMATION---

INITIAL TIME (SEC) 0.000 FINAL TIME (SEC) 490.09
 OUTPUT INTERVAL =***** SEC FROM INITIAL TIME UNTIL 500.000 SEC
 OUTPUT INTERVAL =***** SEC FROM 500,000 SEC UNTIL 500,000 SEC
 OUTPUT INTERVAL =***** SEC FROM 500,000 SEC UNTIL FINAL TIME

MAXIMUM TIME STEP = 5.00 SECONDS

---NODAL DATA---

THE TITLE OF THIS FILE IS 0.35000 -0.00000 0.00000 0.00000
 NODE MATL TEMPERATURE RELATIVE THICKNESS NODAL DEPTH CONT. RESISTANCE
 NO. NO. (DEG. RANKINE) AREA (INCHES) (INCHES) (SOFT-S-DEG/BTU)
 *PLANAR SURFACE
 MINIMUM THICKNESS OF LAST ABLATOR NODE (INCHES) 0.0100
 THERE ARE 10 NODELETS ASSIGNED TO EACH ABLATING NODE

---TIME DEPENDENT BOUNDARY CONDITIONS---

TIME (SEC)	RECOVERY ENTHALPY (BTU/LB)	RADIATION HEAT RATE (BTU/SQ FT-SEC)	HEAT COEFF (LB/SQ FT-SEC)	PRESSURE (ATMS)
0.00	17942.22	0.00	0.0000	0.00000
25.13	18025.93	0.00	0.0000	0.00000
50.10	18101.09	0.00	0.0000	0.00000
74.95	18167.63	0.00	0.0000	0.00000
99.67	18225.47	0.00	0.0001	0.00002
124.29	18274.52	0.00	0.0003	0.00014
148.83	18314.74	0.00	0.0016	0.00075
173.31	18346.07	0.00	0.0033	0.00315
197.73	18368.48	0.00	0.0055	0.00866
222.10	18381.93	0.00	0.0074	0.01566
245.04	18386.42	0.00	0.0082	0.01903
267.99	18381.93	0.00	0.0074	0.01566
292.36	18368.48	0.00	0.0055	0.00866
316.78	18346.07	0.00	0.0033	0.00315
341.25	18314.74	0.00	0.0016	0.00075
365.79	18274.52	0.00	0.0003	0.00014
390.42	18225.47	0.00	0.0001	0.00002
415.14	18167.63	0.00	0.0000	0.00000
439.98	18101.09	0.00	0.0000	0.00000
464.96	18025.93	0.00	0.0000	0.00000
490.09	17942.22	0.00	0.0000	0.00000

CH/CHO = PHI/(EXP(PHI)-1.) WHERE PHI = 2.*BRP*M DOT/CHO, BRP IS 0.4 FOR STAGNATION
AND TURBULENT FLOW, AND 0.5 FOR LAMINAR FLOW.

----OUTPUT----

TIME	SURF	PROB	SURFACE	H WALL	H EDGE	HEAT COEFF	CH/CHO	PRESSURE	SURFACE
STEP	ITER	OPTN	RAD (IN)	(BTU/LB)	(BTU/LB)	(LB/SQ FT-SEC)		(ATM)	
1	0	1	0.0000	0.00	17942.22	0.0000	0.00000	0.00000	C*

---ABLATION RATES---

B PRIME	B PRIME G	M DOT CHAR	M DOT GAS	M CHAR	M GAS
		(LB/SQ FT-SEC)	(LB/SQ FT-SEC)	(LB/ORIG SQ FT)	(LB/ORIG SQ FT)
0.00000	0.00000	0.000000	0.000000	0.000000	0.000000

---RECESSIONS/RECESSION RATES---

SURFACE	CHAR (0.00)	PYROLYSTS (0.98)
(IN) / (IN/SEC)		
0.0000000/0.0000000	0.0000000/0.0000000	0.0000000/0.0000000

---SURFACE ENERGY FLUX TERMS---

	CONVECTED	RADIATED	RADIATED	CHEMICAL	CONDUCTION
	IN	IN	OUT	GENERATION	AWAY
RATE	0.000+000	0.000+000	0.000+000	0.000+000	0.000+000
TOTAL	0.000+000	0.000+000	0.000+000	0.000+000	0.000+000

---INTERIOR ENERGY TERMS---

	PYROL GAS	DECOMP	CONVECTION	STORAGE	LOSS AT
	PICK UP	ABSORPTION	WITH SOLIDS	IN SOLID	REAR FACE
RATE	0.000+000	0.000+000	0.000+000	0.000+000	0.000+000
TOTAL	0.000+000	0.000+000	0.000+000	0.000+000	0.000+000

NODE	MAT	TEMP	DENSITY	ENTHALPY	NODE	MAT	TEMP	DENSITY	ENTHALPY
		(DEG R)	(LB/CUFT)	(BTU/LB)			(DEG R)	(LB/CUFT)	(BTU/LB)
1	1	1245.00	88.000	186.11	7	1	1245.00	88.000	186.11
2	1	1245.00	88.000	186.11	8	1	1245.00	88.000	186.11
3	1	1245.00	88.000	186.11	9	1	1245.00	88.000	186.11
4	1	1245.00	88.000	186.11	10	1	1245.00	88.000	186.11
5	1	1245.00	88.000	186.11	11	1	1245.00	88.000	186.11
6	1	1245.00	88.000	186.11					

TIME STEP	SURF ITER	PROB OPTN	SURFACE RAD (IN)	100,0000 SECONDS H WALL (BTU/LB)	H EDGE (BTU/LB)	HEAT COEFF (LB/SQ FT-SEC)	CH/CHO	PRESSURE (ATM)	SURFACE
29	2	1	0,0000	12829,37	18226,12	0,0001	0,95483	0,00002	C*

B PRIME	B PRIME G	M DOT CHAR (LB/SQ FT-SEC)	M DOT GAS (LB/ORIG SQ FT)	M CHAR (LB/ORIG SQ FT)	M GAS (LB/ORIG SQ FT)
0,15849	0,00000	0,000008	0,000000	0,000139	0,000000

---RECESSIONS/RECESSION RATES---		
SURFACE (IN)	CHAR (0,00) (IN/SEC)	PYROLYSIS (0,98) (IN/SEC)
0,0000190/0,0000011	0,0000190/0,0000009	0,0000190/0,0000009

---SURFACE ENERGY FLUX TERMS---					
CURRENT RATES (BTU/SQ FT SURFACE-SEC)					
AND INTEGRATED VALUES (BTU/ORIG SQ FT)					
	CONVECTED IN	RADIATED IN	RADIATED OUT	CHEMICAL GENERATION	CONDUCTION AWAY
RATE	2,992-001	0,000+000	8,248-001	6,947-001	1,697-001
TOTAL	6,397+000	0,000+000	8,525+001	1,508+001	-2,417+001

---INTERIOR ENERGY TERMS---					
CURRENT RATES (BTU/SQ FT SURFACE-SEC)					
AND INTEGRATED VALUES (BTU/ORIG SQ FT)					
	PYROL GAS PICK UP	DECOMP ABSORPTION	CONVECTION WITH SOLIDS	STORAGE IN SOLID	LOSS AT REAR FACE
RATE	0,000+000	0,000+000	7,244-006	1,697-001	-5,633-007
TOTAL	0,000+000	0,000+000	-9,255-005	-2,417+001	-2,386-005

NODE	MAT	TEMP (DEG R)	DENSITY (LB/CUFT)	ENTHALPY (BTU/LB)	NODE	MAT	TEMP (DEG R)	DENSITY (LB/CUFT)	ENTHALPY (BTU/LB)
1	2	1219,86	88,000	177,19	7	2	1218,73	88,000	176,79
2	2	1219,72	88,000	177,14	8	2	1218,44	88,000	176,68
3	2	1219,58	88,000	177,08	9	2	1218,20	88,000	176,59
4	2	1219,39	88,000	177,02	10	2	1218,03	88,000	176,54
5	2	1219,21	88,000	176,96	11	2	1217,95	88,000	176,51
6	2	1219,00	88,000	176,88					

ORBIT 4 OF 5 D W LARSON, 9513

TIME STEP	SURF ITER	PROB OPTN	SURFACE RAD (IN)	200,0000 SECONDS H WALL (BTU/LB)	H EDGE (BTU/LB)	HEAT COEFF (LB/SQ FT-SEC)	CH/CHO	PRESSURE (ATM)	SURFACE
77	2	1	0.0043	8075.20	18369.73	0.0053	0.93795	0.00915	C*

---ABLATION RATES---					
B PRIME	B PRIME G	M DOT CHAR (LB/SQ FT-SEC)	M DOT GAS (LB/SQ FT-SEC)	M CHAR (LB/ORIG SQ FT)	M GAS (LB/ORIG SQ FT)
0.18543	0.00000	0.000919	0.000000	0.031776	0.000000

---RECESSIONS/RECESSION RATES---			
SURFACE (IN)		CHAR (0.00) (IN/SEC)	PYROLYSIS (0.98)
0.0043331	0.0001253	0.0043331	0.0001228

---SURFACE ENERGY FLUX TERMS---					
CURRENT RATES (BTU/SQ FT SURFACE-SEC)					
AND INTEGRATED VALUES (BTU/ORIG SQ FT)					
	CONVECTED IN	RADIATED IN	RADIATED OUT	CHEMICAL GENERATION	CONDUCTION AWAY
RATE	5.485+001	0.000+000	5.963+001	4.298+001	3.833+001
TOTAL	1.730+003	0.000+000	1.430+003	1.981+003	2.328+003

---INTERIOR ENERGY TERMS---					
CURRENT RATES (BTU/SQ FT SURFACE-SEC)					
AND INTEGRATED VALUES (BTU/ORIG SQ FT)					
	PYROL GAS PICK UP	DECOMP ABSORPTION	CONVECTION WITH SOLIDS	STORAGE IN SOLID	LOSS AT REAR FACE
RATE	0.000+000	0.000+000	1.502+001	3.818+001	3.640+005
TOTAL	0.000+000	0.000+000	4.652+000	2.323+003	1.103+003

NODE	MAT.	TEMP (DEG R)	DENSITY (LB/CUFT)	ENTHALPY (BTU/LB)	NODE	MAT.	TEMP (DEG R)	DENSITY (LB/CUFT)	ENTHALPY (BTU/LB)
1	2	3435.02	88.000	1206.17	7	2	3238.13	88.000	1106.64
2	2	3408.33	88.000	1192.59	8	2	3189.90	88.000	1082.28
3	2	3382.34	88.000	1179.47	9	2	3149.73	88.000	1062.00
4	2	3349.63	88.000	1162.95	10	2	3123.23	88.000	1048.61
5	2	3318.91	88.000	1147.43	11	2	3111.09	88.000	1042.48
6	2	3283.00	88.000	1129.30					

ORBIT 4 OF 5 D W LARSON, 9513

TIME	SURF	PROB	SURFACE	300.0000	SECONDS	H WALL	H EDGE	HEAT COEFF	CH/CHO	PRESSURE	SURFACE
STEP	ITER	OPTN	RAD (IN)	(BTU/LB)	(BTU/LB)	(BTU/LB)	(BTU/LB)	(LB/SQ FT-SEC)		(ATM)	
105	2	1	0.0199	8892.47	18351.47			0.0045	0.93421	0.00631	C*

---ABLATION RATES---					
B PRIME	B PRIME G	M DOT CHAR	M DOT GAS	M CHAR	M GAS
		(LB/SQ FT-SEC)		(LB/ORIG SQ FT)	
0.18544	0.00000	0.000777	0.000000	0.145881	0.000000

---RECESSIONS/RECESSION RATES---					
SURFACE		CHAR (0.00)		PYROLYSIS (0.98)	
(IN)		/ (IN/SEC)			
0.0198929/0.0001059		0.0198929/0.0001106		0.0198929/0.0001106	

---SURFACE ENERGY FLUX TERMS---					
CURRENT RATES (BTU/SQ FT SURFACE-SEC)					
AND INTEGRATED VALUES (BTU/ORIG SQ FT)					
	CONVECTED	RADIATED	RADIATED	CHEMICAL	CONDUCTION
	IN	IN	OUT	GENERATION	AWAY
RATE	4.264+001	0.000+000	9.464+001	3.894+001	-1.285+001
TOTAL	8.732+003	0.000+000	1.242+004	6.841+003	3.214+003

---INTERIOR ENERGY TERMS---					
CURRENT RATES (BTU/SQ FT SURFACE-SEC)					
AND INTEGRATED VALUES (BTU/ORIG SQ FT)					
	PYROL GAS	DECOMP	CONVECTION	STORAGE	LOSS AT
	PICK UP	ABSORPTION	WITH SOLIDS	IN SOLID	REAR FACE
RATE	0.000+000	0.000+000	-3.687+002	-1.281+001	5.419+005
TOTAL	0.000+000	0.000+000	1.037+001	3.205+003	6.341+003

NODE	MAT	TEMP	DENSITY	ENTHALPY	NODE	MAT	TEMP	DENSITY	ENTHALPY
		(DEG R)	(LB/CUFT)	(BTU/LB)			(DEG R)	(LB/CUFT)	(BTU/LB)
1	2	3837.61	88.000	1413.50	7	2	3898.63	88.000	1444.93
2	2	3846.27	88.000	1417.97	8	2	3912.40	88.000	1452.02
3	2	3854.62	88.000	1422.27	9	2	3923.31	88.000	1457.64
4	2	3864.93	88.000	1427.58	10	2	3929.96	88.000	1461.07
5	2	3874.44	88.000	1432.47	11	2	3931.96	88.000	1462.09
6	2	3885.35	88.000	1438.09					

SANDIA ABLATION PROGRAM (VERSION TWO)

PAGE 7

ORBIT 4 OF 5 D W LARSON, 9513

400,0000 SECONDS									
TIME	SURF	PROB	SURFACE	H WALL	H EDGE	HEAT COEFF	CH/CHO	PRESSURE	SURFACE
STEP	ITER	OPTN	RAD (IN)	(BTU/LB)	(BTU/LB)	(LB/SQ FT-SEC)		(ATM)	
136	2	1	0.0234	13286.10	18203.05	0.0000	0.93370	0.00001	C*

---ABLATION RATES---					
B PRIME	B PRIME G	M DOT CHAR	M DOT GAS	M CHAR	M GAS
		(LB/SQ FT-SEC)		(LB/ORIG SQ FT)	
0.17043	0.00000	0.000006	0.000000	0.171765	0.000000

---RECESSIONS/RECESSION RATES---			
SURFACE		CHAR (0.00)	PYROLYSIS (0.98)
(IN)		(IN/SEC)	
0.0234225/0.0000008		0.0234225/0.0000008	0.0234225/0.0000008

---SURFACE ENERGY FLUX TERMS---					
CURRENT RATES (BTU/SQ FT SURFACE-SEC)					
AND INTEGRATED VALUES (BTU/ORIG SQ FT)					
	CONVECTED	RADIATED	RADIATED	CHEMICAL	CONDUCTION
	IN	IN	OUT	GENERATION	AWAY
RATE	1.736+001	0.000+000	1.357+001	4.450+001	-1.279+001
TOTAL	9.778+003	0.000+000	1.668+004	8.282+003	1.482+003

---INTERIOR ENERGY TERMS---					
CURRENT RATES (BTU/SQ FT SURFACE-SEC)					
AND INTEGRATED VALUES (BTU/ORIG SQ FT)					
	PYROL GAS	DECOMP	CONVECTION	STORAGE	LOSS AT
	PICK UP	ABSORPTION	WITH SOLIDS	IN SOLID	REAR FACE
RATE	0.000+000	0.000+000	-3.348+004	-1.279+001	2.378+005
TOTAL	0.000+000	0.000+000	8.703+000	1.474+003	1.036+002

NODE	MAT	TEMP	DENSITY	ENTHALPY	NODE	MAT	TEMP	DENSITY	ENTHALPY
		(DEG R)	(LB/CUFT)	(BTU/LB)			(DEG R)	(LB/CUFT)	(BTU/LB)
1	2	2400.81	88.000	690.64	7	2	2468.55	88.000	723.35
2	2	2410.12	88.000	695.02	8	2	2484.59	88.000	731.21
3	2	2419.16	88.000	699.26	9	2	2497.45	88.000	737.51
4	2	2430.48	88.000	704.70	10	2	2505.26	88.000	741.34
5	2	2441.06	88.000	709.88	11	2	2507.34	88.000	742.35
6	2	2453.35	88.000	715.90					

TIME	SURF	PROB	SURFACE	490,4762 SECONDS	H WALL	H EDGE	HEAT COEFF	CH/CHO	PRESSURE	SURFACE
STEP	ITER	OPTN	RAD (IN)	(BTU/LB)	(BTU/LB)	(BTU/LB)	(LB/SQ FT-SEC)		(ATM)	
155	2	1	0.0234	13123.76	17940.92		0.0000	0.93115	0.00000	C*

---ABLATION RATES---

B PRIME	B PRIME G	M DOT CHAR	M DOT GAS	M CHAR	M GAS
		(LB/SQ FT-SEC)	(LB/SQ FT-SEC)	(LB/ORIG SQ FT)	(LB/ORIG SQ FT)
0.17038	0.00000	0.000000	0.000000	0.171874	0.000000

---RECESSIONS/RECESSION RATES---

SURFACE	CHAR (0.00)	PYROLYSIS (0.98)
(IN)	(IN/SEC)	
0.0234373/0.0000000	0.0234373/0.0000000	0.0234373/0.0000000

---SURFACE ENERGY FLUX TERMS---

CURRENT RATES (BTU/SQ FT SURFACE-SEC)
AND INTEGRATED VALUES (BTU/ORIG SQ FT)

	CONVECTED	RADIATED	RADIATED	CHEMICAL	CONDUCTION
	IN	IN	OUT	GENERATION	AWAY
RATE	3,533+003	0,000+000	4,662+000	9,224+003	-4,646+000
TOTAL	9,781+003	0,000+000	1,737+004	8,289+003	8,067+002

---INTERIOR ENERGY TERMS---

CURRENT RATES (BTU/SQ FT SURFACE-SEC)
AND INTEGRATED VALUES (BTU/ORIG SQ FT)

	PYROL GAS	DECOMP	CONVECTION	STORAGE	LOSS AT
	PICK UP	ABSORPTION	WITH SOLIDS	IN SOLID	REAR FACE
RATE	0,000+000	0,000+000	-2,706+006	-4,646+000	1,327+005
TOTAL	0,000+000	0,000+000	8,699+000	7,990+002	1,202+002

NODE	MAT	TEMP	DENSITY	ENTHALPY	NODE	MAT	TEMP	DENSITY	ENTHALPY
		(DEG R)	(LB/CUFT)	(BTU/LB)			(DEG R)	(LB/CUFT)	(BTU/LB)
1	2	1848.15	88,000	430.89	7	2	1873.59	88,000	442.85
2	2	1851.47	88,000	432.54	8	2	1879.56	88,000	445.66
3	2	1855.08	88,000	434.15	9	2	1884.34	88,000	447.90
4	2	1859.33	88,000	436.15	10	2	1887.24	88,000	449.26
5	2	1863.31	88,000	438.01	11	2	1888.01	88,000	449.62
6	2	1867.91	88,000	440.18					

ORBIT 4 OF 5 D W LARSON, 9513
 OPTIONAL OUTPUT OF THERMOCOUPLE TEMPERATURES AND/OR ISOTHERM DEPTHS
 DEPTHS MEASURED FROM ORIGINAL SURFACE
 TEMPERATURES IN DEGREES RANKINE

EACH OUTPUT BLOCK SHOWS THE TIME IN SECONDS, THE CURRENT SURFACE TEMPERATURE,
 THE TEMPERATURES OF 1 THERMOCOUPLES, AND THE DEPTHS IN INCHES OF -0 ISOTHERMS

THE FIRST BLOCK SHOWS A SAMPLE TIME AND SURFACE TEMPERATURE, THE SPECIFIED
 DEPTHS OF THE THERMOCOUPLES (IF ANY) AND THE ISOTHERM TEMPERATURES. THE
 ARRANGEMENT OF THIS BLOCK CORRESPONDS TO THE ARRANGEMENT OF THE OUTPUT DATA.

490,4762 1848,1539 0,3500

OUTPUT DATA

0,0000	1245,0000	1245,0000
100,0000	1219,8612	1217,9514
200,0000	3435,0241	3111,0881
300,0000	3837,6070	3931,9599
400,0000	2400,8110	2507,3350
490,4762	1848,1539	1888,0063

THE CALCULATION TIME IS 18,0430 SECONDS

6
 SNAP 27 GLFC MULTIPLE ORBIT REENTRY STUDY
 THIS RUN IS FIVE ORBIT CASE FROM HRS017 TE=5500 K
 ORBIT 5 OF 5 D W LARSON, 9513

---REACTION KINETIC EQUATION---

DRHO/DTIME = GAMMA (BA*EXP(-EA/T)RHO0A((RHOA-RHORA)/RHO0A)**PSIA)
 + GAMMA (BB*EXP(-EB/T)RHO0B((RHOB-RHORB)/RHO0B)**PSIB)
 +(1-GAMMA)(BC*EXP(-EC/T)RHO0C((RHOC-RHORC)/RHO0C)**PSIC)
 RESIN VOLUME FRACTION, GAMMA = ***** (MASS FRACTION = 0.000)

---TIME INCREMENT INFORMATION---

INITIAL TIME (SEC) 0.000 FINAL TIME (SEC) 525.00

OUTPUT INTERVAL =***** SEC FROM INITIAL TIME UNTIL 500.000 SEC
 OUTPUT INTERVAL =***** SEC FROM 500.000 SEC UNTIL 500.000 SEC
 OUTPUT INTERVAL =***** SEC FROM 500.000 SEC UNTIL FINAL TIME

MAXIMUM TIME STEP = 5.00 SECONDS

---NODAL DATA---

THE TITLE OF THIS FILE IS 0.35000 -0.00000 0.00000 0.00000
 NODE MATL TEMPERATURE RELATIVE THICKNESS NODAL DEPTH CONT. RESISTANCE
 NO. NO. (DEG, RANKINE) AREA (INCHES) (INCHES) (SOFT-S-DEG/BTU)
 *PLANAR SURFACE
 MINIMUM THICKNESS OF LAST ABLATOR NODE (INCHES) 0.0100
 THERE ARE 10 NODELETS ASSIGNED TO EACH ABLATING NODE

---TIME DEPENDENT BOUNDARY CONDITIONS---

THE TITLE OF THIS FILE IS 00000000000000000000000000000000

TIME (SEC)	RECOVERY ENTHALPY (BTU/LB)	RADIATION HEAT RATE (BTU/SQ FT-SEC)	HEAT COEFF (LB/SQ FT-SEC)	PRESSURE (ATMS)
0.00	15645.82	0.00	0.0000	0.00000
26.68	15695.52	0.00	0.0000	0.00000
53.26	15740.15	0.00	0.0000	0.00002
79.76	15779.66	0.00	0.0001	0.00006
106.19	15814.01	0.00	0.0006	0.00023
132.55	15843.13	0.00	0.0017	0.00082
158.86	15867.01	0.00	0.0029	0.00246
185.13	15885.62	0.00	0.0044	0.00572
211.36	15898.92	0.00	0.0060	0.01036
237.56	15906.91	0.00	0.0071	0.01467
262.50	15909.58	0.00	0.0075	0.01647
287.44	15906.91	0.00	0.0071	0.01467
313.64	15898.92	0.00	0.0060	0.01036
339.87	15885.62	0.00	0.0044	0.00572
366.14	15867.01	0.00	0.0029	0.00246
392.45	15843.13	0.00	0.0017	0.00082
418.81	15814.01	0.00	0.0006	0.00023
445.24	15779.66	0.00	0.0001	0.00006
471.74	15740.15	0.00	0.0000	0.00002
498.32	15695.52	0.00	0.0000	0.00000
525.00	15645.82	0.00	0.0000	0.00000

CH/CHO = PHI/(EXP(PHI)-1,) WHERE PHI = 2.*BRP*M DOT/CHO, BRP IS 0.4 FOR STAGNATION
AND TURBULENT FLOW, AND 0.5 FOR LAMINAR FLOW.

----OUTPUT----

TIME	SURF	PROB	SURFACE	H WALL	H EDGE	HEAT COEFF	CH/CHO	PRESSURE	SURFACE
STEP	ITER	OPTN	RAD (IN)	(BTU/LB)	(BTU/LB)	(LB/SQ FT-SEC)		(ATM)	
1	0	1	0.0000	0.00	15645.82	0.0000	0.00000	0.00000	C*

---ABLATION RATES---						
B PRIME	B PRIME G	M DOT CHAR	M DOT GAS	M CHAR	M GAS	
		(LB/SQ FT-SEC)	(LB/SQ FT-SEC)	(LB/ORIG SQ FT)	(LB/ORIG SQ FT)	
0.00000	0.00000	0.000000	0.000000	0.000000	0.000000	

---RECESSIONS/RECESSION RATES---		
SURFACE	CHAR (0.00)	PYROLYSIS (0.98)
(IN) / (IN/SEC)	(IN) / (IN/SEC)	(IN) / (IN/SEC)
0.0000000/0.0000000	0.0000000/0.0000000	0.0000000/0.0000000

---SURFACE ENERGY FLUX TERMS---					
CURRENT RATES (BTU/SQ FT SURFACE-SEC)					
AND INTEGRATED VALUES (BTU/ORIG SQ FT)					
	CONVECTED	RADIATED	RADIATED	CHEMICAL	CONDUCTION
	IN	IN	OUT	GENERATION	AWAY
RATE	0.000+000	0.000+000	0.000+000	0.000+000	0.000+000
TOTAL	0.000+000	0.000+000	0.000+000	0.000+000	0.000+000

---INTERIOR ENERGY TERMS---					
CURRENT RATES (BTU/SQ FT SURFACE-SEC)					
AND INTEGRATED VALUES (BTU/ORIG SQ FT)					
	PYROL GAS	DECOMP	CONVECTION	STORAGE	LOSS AT
	PICK UP	ABSORPTION	WITH SOLIDS	IN SOLID	REAR FACE
RATE	0.000+000	0.000+000	0.000+000	0.000+000	0.000+000
TOTAL	0.000+000	0.000+000	0.000+000	0.000+000	0.000+000

NODE	MAT	TEMP	DENSITY	ENTHALPY	NODE	MAT	TEMP	DENSITY	ENTHALPY
		(DEG R)	(LB/CUFT)	(BTU/LB)			(DEG R)	(LB/CUFT)	(BTU/LB)
1	1	1245.00	88.000	186.11	7	1	1245.00	88.000	186.11
2	1	1245.00	88.000	186.11	8	1	1245.00	88.000	186.11
3	1	1245.00	88.000	186.11	9	1	1245.00	88.000	186.11
4	1	1245.00	88.000	186.11	10	1	1245.00	88.000	186.11
5	1	1245.00	88.000	186.11	11	1	1245.00	88.000	186.11
6	1	1245.00	88.000	186.11					

SANDIA ABLATION PROGRAM (VERSION TWO)

PAGE 4

ORBIT 5 OF 5 D W LARSON, 9513

TIME	SURF	PROB	SURFACE	100,000 SECONDS		HEAT COEFF	CH/CHO	PRESSURE	SURFACE
STEP	ITER	OPTN	RAD (IN)	H WALL (BTU/LB)	H EDGE (BTU/LB)	(LB/SQ FT-SEC)		(ATM)	
29	2	1	0.0001	12480.59	15805.96	0.0004	0.95179	0.00017	C*

---ABLATION RATES---					
B PRIME	B PRIME G	M DOT CHAR	M DOT GAS	M CHAR	M GAS
		(LB/SQ FT-SEC)	(LB/SQ FT-SEC)	(LB/ORIG SQ FT)	(LB/ORIG SQ FT)
0.16877	0.00000	0.000069	0.000000	0.000957	0.000000

---RECESSIONS/RECESSION RATES---			
SURFACE		CHAR (0.00)	PYROLYSIS (0.98)
(IN)	/	(IN/SEC)	
0.0001305	/	0.0000095	0.0001305/0.0000078

---SURFACE ENERGY FLUX TERMS---				
CURRENT RATES (BTU/SQ FT SURFACE-SEC)				
AND INTEGRATED VALUES (BTU/ORIG SQ FT)				
CONVECTED	RADIATED	RADIATED	CHEMICAL	CONDUCTION
IN	IN	OUT	GENERATION	AWAY
RATE 1.470+000	0.000+000	1.389+000	5.384+000	5.215+000
TOTAL 3.189+001	0.000+000	9.497+001	1.279+002	9.263+001

---INTERIOR ENERGY TERMS---				
CURRENT RATES (BTU/SQ FT SURFACE-SEC)				
AND INTEGRATED VALUES (BTU/ORIG SQ FT)				
PYROL GAS	DECOMP	CONVECTION	STORAGE	LOSS AT
PICK UP	ABSORPTION	WITH SOLIDS	IN SOLID	REAR FACE
RATE 0.000+000	0.000+000	8.099+004	5.514+000	1.203+006
TOTAL 0.000+000	0.000+000	7.741+003	9.562+001	2.809+006

NODE	MAT	TEMP	DENSITY	ENTHALPY	NODE	MAT	TEMP	DENSITY	ENTHALPY
		(DEG R)	(LB/CUFT)	(BTU/LB)			(DEG R)	(LB/CUFT)	(BTU/LB)
1	2	1380.81	88,000	234.32	7	2	1349.69	88,000	223.28
2	2	1376.42	88,000	232.76	8	2	1342.50	88,000	220.72
3	2	1372.18	88,000	231.26	9	2	1336.62	88,000	218.63
4	2	1366.94	88,000	229.40	10	2	1332.75	88,000	217.26
5	2	1362.10	88,000	227.68	11	2	1330.83	88,000	216.58
6	2	1356.52	88,000	225.70					

ORBIT 5 OF 5 D W LARSON, 9513

TIME STEP	SURF ITER	PROB OPTN	SURFACE RAD (IN)	200,000 SECONDS H WALL (BTU/LB)	H EDGE (BTU/LB)	HEAT COEFF (LB/SQ FT-SEC)	CH/CHO	PRESSURE (ATM)	SURFACE
70	2	1	0,0056	8295,53	19893,16	0,0050	0,93818	0,00801	C*

---ABLATION RATES---					
B PRIME	B PRIME G	M DOT CHAR (LB/SQ FT-SEC)	M DOT GAS (LB/SQ FT-SEC)	M CHAR (LB/ORIG SQ FT)	M GAS (LB/ORIG SQ FT)
0,18543	0,00000	0,000856	0,000000	0,040916	0,000000

---RECESSIONS/RECESSION RATES---		
SURFACE (IN)	CHAR (IN/SEC)	PYROLYSIS (0,98)
0,0055794/0,0001168	0,0055794/0,0001139	0,0055794/0,0001139

---SURFACE ENERGY FLUX TERMS---					
CURRENT RATES (BTU/SQ FT SURFACE-SEC) AND INTEGRATED VALUES (BTU/ORIG SQ FT)					
	CONVECTED IN	RADIATED IN	RADIATED OUT	CHEMICAL GENERATION	CONDUCTION AWAY
RATE	3,772+001	0,000+000	5,433+001	4,102+001	2,457+001
TOTAL	1,547+003	0,000+000	1,834+003	2,577+003	2,327+003

---INTERIOR ENERGY TERMS---					
CURRENT RATES (BTU/SQ FT SURFACE-SEC) AND INTEGRATED VALUES (BTU/ORIG SQ FT)					
	PYROL GAS PICK UP	DECOMP ABSORPTION	CONVECTION WITH SOLIDS	STORAGE IN SOLID	LOSS AT REAR FACE
RATE	0,000+000	0,000+000	8,940+002	2,448+001	3,726+005
TOTAL	0,000+000	0,000+000	4,243+000	2,323+003	1,678+003

NODE	MAT	TEMP (DEG R)	DENSITY (LB/CUFT)	ENTHALPY (BTU/LB)	NODE	MAT	TEMP (DEG R)	DENSITY (LB/CUFT)	ENTHALPY (BTU/LB)
1	2	3358,53	88,000	1167,44	7	2	3232,43	88,000	1103,76
2	2	3341,39	88,000	1158,79	8	2	3201,68	88,000	1088,23
3	2	3324,70	88,000	1150,36	9	2	3176,14	88,000	1075,34
4	2	3303,74	88,000	1139,77	10	2	3159,37	88,000	1066,87
5	2	3284,06	88,000	1129,83	11	2	3151,90	88,000	1063,10
6	2	3261,09	88,000	1118,24					

SANDIA ABLATION PROGRAM (VERSION TWO)

PAGE 6

ORBIT 5 OF 5 D W LARSON, 9513

TIME STEP	SURF ITER	PROB OPTN	SURFACE RAD (IN)	H WALL (BTU/LB)	H =DGE (BTU/LB)	HEAT COEFF (LB/SQ FT-SEC)	CH/CHO	PRESSURE (ATM)	SURFACE
93	2	1	0.0206	7733.29	15903.08	0.0061	0.93488	0.01242	C*

---ABLATION RATES---					
R PRIME	B PRIME G	M DOT CHAR (LB/SQ FT-SEC)	M DOT GAS (LB/SQ FT-SEC)	M CHAR (LB/ORIG SQ FT)	M GAS (LB/ORIG SQ FT)
0.18548	0.00000	0.001055	0.000000	0.151274	0.000000

---RECESSIONS/RECESSION RATES---			
SURFACE (IN)		CHAR (0.00)	PYROLYSIS (0.98)
0.0206283/0.0001439		0.0206283/0.0001486	0.0206283/0.0001486

---SURFACE ENERGY FLUX TERMS---					
CURRENT RATES (BTU/SQ FT SURFACE-SEC)					
AND INTEGRATED VALUES (BTU/ORIG SQ FT)					
	CONVECTED IN	RADIATED IN	RADIATED OUT	CHEMICAL GENERATION	CONDUCTION AWAY
RATE	4.898+001	0.000+000	1.006+002	4.683+001	-3.455+000
TOTAL	6.917+003	0.000+000	1.116+004	7.397+003	3.210+003

---INTERIOR ENERGY TERMS---					
CURRENT RATES (BTU/SQ FT SURFACE-SEC)					
AND INTEGRATED VALUES (BTU/ORIG SQ FT)					
	PYROL GAS PICK UP	DECOMP ABSORPTION	CONVECTION WITH SOLIDS	STORAGE IN SOLID	LOSS AT REAR FACE
RATE	0.000+000	0.000+000	-8.691+003	-3.442+000	5.368+005
TOTAL	0.000+000	0.000+000	8.778+000	3.202+003	6.605+003

NODE	MAT	TEMP (DEG R)	DENSITY (LB/CUFT)	ENTHALPY (BTU/LB)	NODE	MAT	TEMP (DEG R)	DENSITY (LB/CUFT)	ENTHALPY (BTU/LB)
1	2	3894.39	88.000	1442.75	7	2	3910.13	88.000	1450.85
2	2	3896.70	88.000	1443.94	8	2	3913.49	88.000	1452.58
3	2	3898.91	88.000	1445.07	9	2	3916.09	88.000	1453.92
4	2	3901.60	88.000	1446.46	10	2	3917.65	88.000	1454.72
5	2	3904.05	88.000	1447.72	11	2	3918.10	88.000	1454.96
6	2	3906.82	88.000	1449.15					

ORBIT 5 OF 5 D W LARSON, 9513

TIME	SURF	PROB	SURFACE	400,0000 SECONDS	H WALL	H EDGE	HEAT COEFF	CH/CHO	PRESSURE	SURFACE
STEP	ITER	OPTN	RAD (IN)	(BTU/LB)	(BTU/LB)	(BTU/LB)	(LB/SQ FT-SEC)		(ATM)	
115	2	1	0.0293	12332.53	15834.79		0.0013	0.93303	0.00057	C*

---ABLATION RATES---					
B PRIME	B PRIME G	M DOT CHAR	M DOT GAS	M CHAR	M GAS
		(LB/SQ FT-SEC)		(LB/ORIG SQ FT)	
0.17409	0.00000	0.000204	0.000000	0.215171	0.000000

---RECESSIONS/RECESSION RATES---			
SURFACE		CHAR (0.00)	PYROLYSIS (0.98)
(IN) / (IN/SEC)			
0.0293416/0.0000279	0.0293416/0.0000316		0.0293416/0.0000316

---SURFACE ENERGY FLUX TERMS---					
CURRENT RATES (BTU/SQ FT SURFACE-SEC)					
AND INTEGRATED VALUES (BTU/ORIG SQ FT)					
	CONVECTED	RADIATED	RADIATED	CHEMICAL	CONDUCTION
	IN	IN	OUT	GENERATION	AWAY
RATE	4.420+000	0.000+000	3.360+001	1.481+001	-1.343+001
TOTAL	9.245+003	0.000+000	1.773+004	1.058+004	2.179+003

---INTERIOR ENERGY TERMS---					
CURRENT RATES (BTU/SQ FT SURFACE-SEC)					
AND INTEGRATED VALUES (BTU/ORIG SQ FT)					
	PYROL GAS	DECOMP	CONVECTION	STORAGE	LOSS AT
	PICK UP	ABSORPTION	WITH SOLIDS	IN SOLID	REAR FACE
RATE	0.000+000	0.000+000	-1.201+002	-1.342+001	3.791+005
TOTAL	0.000+000	0.000+000	6.626+000	2.173+003	1.131+002

NODE	MAT	TEMP	DENSITY	ENTHALPY	NODE	MAT	TEMP	DENSITY	ENTHALPY
		(DEG R)	(LB/CUFT)	(BTU/LB)			(DEG R)	(LB/CUFT)	(BTU/LB)
1	2	2988.82	88.000	980.74	7	2	3056.20	88.000	1014.76
2	2	2998.25	88.000	985.50	8	2	3071.64	88.000	1022.56
3	2	3007.37	88.000	990.10	9	2	3083.75	88.000	1028.68
4	2	3018.70	88.000	995.83	10	2	3090.84	88.000	1032.25
5	2	3029.22	88.000	1001.14	11	2	3092.31	88.000	1033.00
6	2	3041.35	88.000	1007.27					

ORBIT 5 OF 5 D W LARSON, 9513

TIME	SURF	PROB	SURFACE	H WALL	H EDGE	HEAT COEFF	CH/CHO	PRESSURE	SURFACE
STEP	ITER	OPTN	RAD (IN)	(BTU/LB)	(BTU/LB)	(LB/SQ FT-SEC)		(ATM)	
137	2	1	0.0300	13186.42	15692.39	0.0000	0.92321	0.00000	C*

---ABLATION RATES---

B PRIME	B PRIME G	M DOT CHAR	M DOT GAS	M CHAR	M GAS
		(LB/SQ FT-SEC)	(LB/SQ FT-SEC)	(LB/ORIG SQ FT)	(LB/ORIG SQ FT)
0.17042	0.00000	0.000002	0.000000	0.220143	0.000000

---RECESSIONS/RECESSION RATES---

SURFACE	CHAR (0.00)	PYROLYSIS (0.98)
(IN) / (IN/SEC)		
0.0300195/0.0000002	0.0300195/0.0000003	0.0300195/0.0000003

---SURFACE ENERGY FLUX TERMS---

CURRENT RATES (BTU/SQ FT SURFACE-SEC)
AND INTEGRATED VALUES (BTU/ORIG SQ FT)

	CONVECTED	RADIATED	RADIATED	CHEMICAL	CONDUCTION
	IN	IN	OUT	GENERATION	AWAY
RATE	2,538+002	0.000+000	7,077+000	1,275+001	-6,829+000
TOTAL	9,323+003	0.000+000	1,928+004	1,089+004	1,063+003

---INTERIOR ENERGY TERMS---

CURRENT RATES (BTU/SQ FT SURFACE-SEC)
AND INTEGRATED VALUES (BTU/ORIG SQ FT)

	PYROL GAS	DECOMP	CONVECTION	STORAGE	LOSS AT
	PICK UP	ABSORPTION	WITH SOLIDS	IN SOLID	REAR FACE
RATE	0.000+000	0.000+000	-6,047+005	-6,829+000	1,782+005
TOTAL	0.000+000	0.000+000	6,421+000	1,058+003	1,394+002

NODE	MAT	TEMP	DENSITY	ENTHALPY	NODE	MAT	TEMP	DENSITY	ENTHALPY
		(DEG R)	(LB/CUFT)	(BTU/LB)			(DEG R)	(LB/CUFT)	(BTU/LB)
1	2	2047.34	88.000	524.51	7	2	2084.02	88.000	541.75
2	2	2052.43	88.000	526.90	8	2	2092.54	88.000	545.76
3	2	2057.36	88.000	529.22	9	2	2099.25	88.000	548.91
4	2	2063.51	88.000	532.11	10	2	2103.18	88.000	550.75
5	2	2069.24	88.000	534.80	11	2	2103.96	88.000	551.12
6	2	2075.87	88.000	537.92					

ORBIT 5 OF 5 D W LARSON, 9513

TIME	SURF	PROB	SURFACE	H WALL	H EDGE	HEAT COEFF	CH/CHO	PRESSURE	SURFACE
STEP	ITER	OPTN	RAD (IN)	(BTU/LB)	(BTU/LB)	(LB/SQ FT-SEC)		(ATM)	
137	2	1	0.0300	13186.42	12692.39	0.0000	0.92321	0.00000	C*

---ABLATION RATES---					
B PRIME	B PRIME G	M DOT CHAR	M DOT GAS	M CHAR	M GAS
		(LB/SQ FT-SEC)	(LB/SEC)	(LB/ORIG SQ FT)	(LB/ORIG SQ FT)
0.15733	0.00000	0.000002	0.000000	0.220143	0.000000

---RECESSIONS/RECESSION RATES---		
SURFACE	CHAR (0.00)	PYROLYSIS (0.98)
(IN)	(IN/SEC)	(IN/SEC)
0.0300195/0.0000002	0.0300195/0.0000003	0.0300195/0.0000003

---SURFACE ENERGY FLUX TERMS---					
CURRENT RATES (BTU/SQ FT SURFACE-SEC)					
AND INTEGRATED VALUES (BTU/ORIG SQ FT)					
	CONVECTED	RADIATED	RADIATED	CHEMICAL	CONDUCTION
	IN	IN	OUT	GENERATION	AWAY
RATE	2.538+002	0.000+000	7.077+000	1.275+001	-6.829+000
TOTAL	9.323+003	0.000+000	1.928+004	1.089+004	1.063+003

---INTERIOR ENERGY TERMS---					
CURRENT RATES (BTU/SQ FT SURFACE-SEC)					
AND INTEGRATED VALUES (BTU/ORIG SQ FT)					
	PYROL GAS	DECOMP	CONVECTION	STORAGE	LOSS AT
	PICK UP	ABSORPTION	WITH SOLIDS	IN SOLID	REAR FACE
RATE	0.000+000	0.000+000	-6.047+005	-6.829+000	1.782+005
TOTAL	0.000+000	0.000+000	6.421+000	1.058+003	1.394+002

NODE	MAT	TEMP	DENSITY	ENTHALPY	NODE	MAT	TEMP	DENSITY	ENTHALPY
		(DEG R)	(LB/CUFT)	(BTU/LB)			(DEG R)	(LB/CUFT)	(BTU/LB)
1	2	2047.34	88.000	524.51	7	2	2084.02	88.000	541.75
2	2	2052.43	88.000	526.90	8	2	2092.54	88.000	545.76
3	2	2057.36	88.000	529.22	9	2	2099.25	88.000	548.91
4	2	2063.51	88.000	532.11	10	2	2103.18	88.000	550.75
5	2	2069.24	88.000	534.80	11	2	2103.96	88.000	551.12
6	2	2075.87	88.000	537.92					

ORBIT 5 OF 5 D W LARSON, 9513
 OPTIONAL OUTPUT OF THERMOCOUPLE TEMPERATURES AND/OR ISOTHERM DEPTHS
 DEPTHS MEASURED FROM ORIGINAL SURFACE
 TEMPERATURES IN DEGREES RANKINE

EACH OUTPUT BLOCK SHOWS THE TIME IN SECONDS, THE CURRENT SURFACE TEMPERATURE,
 THE TEMPERATURES OF 1 THERMOCOUPLES, AND THE DEPTHS IN INCHES OF -0 ISOTHERMS

THE FIRST BLOCK SHOWS A SAMPLE TIME AND SURFACE TEMPERATURE, THE SPECIFIED
 DEPTHS OF THE THERMOCOUPLES (IF ANY) AND THE ISOTHERM TEMPERATURES, THE
 ARRANGEMENT OF THIS BLOCK CORRESPONDS TO THE ARRANGEMENT OF THE OUTPUT DATA,

524,9998 2047,3437 0,3500

OUTPUT DATA

0,0000	1245,0000	1245,0000
100,0000	1380,8117	1330,8325
200,0000	3358,5343	3151,9014
300,0000	3894,3940	3918,1000
400,0000	2988,8197	3092,3077
500,0000	2047,3437	2103,9601
524,9998	2047,3437	2103,9601

THE CALCULATION TIME IS 16,3680 SECONDS

APPENDIX C

Sample CINDA Computer Runs

1. CINDA Input for Two-Dimensional
GLFC Thermal Model
2. CINDA Printout for Orbit One of
Five Orbit Reentry

Blank Page

1. CINDA Input for Two-Dimensional
GLFC Thermal Model

Blank Page

B CD 3 THERMAL LPCS
B CD 9 THERMAL RESPONSE OF THE GLFC FOR ORBIT 1 OF 5 MOR
E CD

B CD 3 NODE DATA

1,785.,0. 5 SECTION 1
2,789.,0.
3,793.,0.
4,797.,0.
5,1108.,0.
6,1109.,0.
7,1110.,0.
8,1111.,0.
9,1112.,0.
10,1113.,0.
11,1114.,0.
12,1386.,0.
13,1387.,0.
14,1582.,0.
15,1744.,0.
16,1744.,0.
17,785.,0.
18,789.,0.
19,793.,0.
20,797.,0.
21,1108.,0.
22,1109.,0.
23,1110.,0.
24,1111.,0.
25,1112.,0.
26,1113.,0.
27,1114.,0.
28,1386.,0.
29,1387.,0.
30,1582.,0.
31,1744.,0.
32,1744.,0.
33,785.,0.
34,789.,0.
35,793.,0.
36,797.,0.
37,1108.,0.
38,1109.,0.
39,1110.,0.
40,1111.,0.
41,1112.,0.
42,1113.,0.
43,1114.,0.
44,1386.,0.
45,1387.,0.
46,1582.,0.
47,1744.,0.
48,1744.,0.
49,785.,0. 5 SECTION 4
50,789.,0.
51,793.,0.
52,797.,0.

53,1108.,0.
54,1109.,0.
55,1110.,0.
56,1111.,0.
57,1112.,0.
58,1113.,0.
59,1114.,0.
60,1386.,0.
61,1387.,0.
62,1582.,0.
63,1744.,0.
64,1744.,0.
65,785.,0.
66,789.,0.
67,793.,0.
68,797.,0.
69,1108.,0.
70,1109.,0.
71,1110.,0.
72,1111.,0.
73,1112.,0.
74,1113.,0.
75,1114.,0.
76,1386.,0.
77,1387.,0.
78,1582.,0.
79,1744.,0.
80,1744.,0.
81,785.,0.
82,789.,0.
83,793.,0.
84,797.,0.
85,1108.,0.
86,1109.,0.
87,1110.,0.
88,1111.,0.
89,1112.,0.
90,1113.,0.
91,1114.,0.
92,1386.,0.
93,1387.,0.
94,1582.,0.
95,1744.,0.
96,1744.,0.
97,785.,0.
98,789.,0.
99,793.,0.
100,797.,0.
101,1108.,0.
102,1109.,0.
103,1110.,0.
104,1111.,0.
105,1112.,0.
106,1113.,0.
107,1114.,0.
108,1386.,0.
109,1387.,0.
110,1582.,0.
111,1744.,0.
112,1744.,0.

§ SECTION 5

§ SECTION 6

§ SECTION 7

END -113,-60,,0. S SPACE BOUNDARY NODE

RELATIVE NODE NUMBERS			ACTUAL NODE NUMBERS									
1	THRU	10	1	2	3	4	5	6	7	8	9	10
11	THRU	20	11	12	13	14	15	16	17	18	19	20
21	THRU	30	21	22	23	24	25	26	27	28	29	30
31	THRU	40	31	32	33	34	35	36	37	38	39	40
41	THRU	50	41	42	43	44	45	46	47	48	49	50
51	THRU	60	51	52	53	54	55	56	57	58	59	60
61	THRU	70	61	62	63	64	65	66	67	68	69	70
71	THRU	80	71	72	73	74	75	76	77	78	79	80
81	THRU	90	81	82	83	84	85	86	87	88	89	90
91	THRU	100	91	92	93	94	95	96	97	98	99	100
101	THRU	110	101	102	103	104	105	106	107	108	109	110
111	THRU	113	111	112	113							

RCD 3 CONDUCTOR DATA
 REM GRAPHITE CONDUCTORS
 1,1,2,0,, 2,2,3,0,, 3,3,4,0,,

4,1,17,0,,	5,2,18,0,,	6,3,19,0,,
7,4,20,0,,	8,17,18,0,,	9,18,19,0,,
10,19,20,0,,	11,17,33,0,,	12,18,34,0,,
13,19,35,0,,	14,20,36,0,,	15,97,98,0,,
16,92,99,0,,	17,99,100,0,,	18,81,97,0,,
19,82,98,0,,	20,83,99,0,,	21,84,100,0,,
22,33,34,0,,	23,34,35,0,,	24,35,36,0,,
25,33,49,0,,	26,34,50,0,,	27,35,51,0,,
28,36,52,0,,	29,49,50,0,,	30,50,51,0,,
31,51,52,0,,	32,49,65,0,,	33,50,66,0,,
34,51,67,0,,	34,52,68,0,,	36,65,66,0,,
37,66,67,0,,	35,67,68,0,,	39,65,81,0,,
40,66,82,0,,	41,67,83,0,,	42,66,84,0,,
43,81,82,0,,	44,82,83,0,,	45,83,84,0,,
REM BERYLLIUM CONDUCTORS		
46,5,6,0,,	47,6,7,0,,	48,7,8,0,,
49,8,9,0,,	50,9,10,0,,	51,10,11,0,,
52,5,21,0,,	53,6,22,0,,	54,7,23,0,,
55,8,24,0,,	56,9,25,0,,	57,10,26,0,,
58,11,27,0,,	59,101,102,0,,	60,102,103,0,,
61,103,104,0,,	62,104,105,0,,	63,105,106,0,,
64,106,107,0,,	65,85,101,0,,	66,86,102,0,,
67,87,103,0,,	68,88,104,0,,	69,89,105,0,,
70,90,106,0,,	71,91,107,0,,	72,21,22,0,,
73,22,23,0,,	74,23,24,0,,	75,24,25,0,,
76,25,26,0,,	77,26,27,0,,	78,21,37,0,,
79,22,38,0,,	80,23,39,0,,	81,24,40,0,,
82,25,41,0,,	83,26,42,0,,	84,27,43,0,,
85,37,38,0,,	86,38,39,0,,	87,39,40,0,,
88,40,41,0,,	89,41,42,0,,	90,42,43,0,,
91,37,53,0,,	92,38,54,0,,	93,39,55,0,,
94,40,56,0,,	95,41,57,0,,	96,42,58,0,,
97,43,59,0,,	98,53,54,0,,	99,54,55,0,,

100,55,56,0.,	101,56,57,0.,	102,57,58,0.,
103,58,59,0.,	104,53,69,0.,	105,54,70,0.,
106,55,71,0.,	107,56,72,0.,	108,57,73,0.,
109,58,74,0.,	110,59,75,0.,	111,69,70,0.,
112,70,71,0.,	113,71,72,0.,	114,72,73,0.,
115,73,74,0.,	116,74,75,0.,	117,69,85,0.,
118,70,86,0.,	119,71,87,0.,	120,72,88,0.,
121,73,89,0.,	122,74,90,0.,	123,75,91,0.,
124,85,86,0.,	125,86,87,0.,	126,87,88,0.,
127,88,89,0.,	128,89,90,0.,	129,90,91,0.,

RFM HAYNES 25 CONDUCTORS

130,12,13,0.,	131,12,28,0.,	132,13,29,0.,
133,28,29,0.,	134,28,44,0.,	135,29,45,0.,
136,16,32,0.,	137,32,48,0.,	138,108,109,0.,
139,92,108,0.,	140,93,109,0.,	141,44,45,0.,
142,44,60,0.,	143,45,61,0.,	144,96,112,0.,
145,48,64,0.,	146,60,61,0.,	147,60,76,0.,
148,61,77,0.,	149,64,80,0.,	150,76,77,0.,
151,76,92,0.,	152,77,93,0.,	153,80,96,0.,
154,92,93,0.,		

RFM FUEL CONDUCTORS

155,13,14,0.,	156,14,15,0.,	
157,15,16,0.,	158,14,30,0.,	159,15,31,0.,
160,29,30,0.,	161,30,31,0.,	162,31,32,0.,
163,30,46,0.,	164,31,47,0.,	165,109,110,0.,
166,110,111,0.,	167,111,112,0.,	168,94,110,0.,
169,95,111,0.,	170,45,46,0.,	171,46,47,0.,
172,47,48,0.,	173,46,62,0.,	174,47,63,0.,
175,61,62,0.,	176,62,63,0.,	177,63,64,0.,
178,62,78,0.,	179,63,79,0.,	180,77,78,0.,
181,78,79,0.,	182,79,80,0.,	183,78,94,0.,

184,79,95,0.,	185,93,94,0.,	186,94,95,0.,
---------------	---------------	---------------

187,95,96,0.

-188,1,113,97,113,2.767E-15s

RFM RADIATION CONDUCTORS FOR OUTER ANNULUS

-189,17,113,33,113,49,113,65,113,81,113,5,535E-15s		
-190,4,20,8.45E-17,	-191,4,36,1.57E-16s	
-192,4,52,2.13E-16s		
-193,4,68,1.24E-16,	-194,4,5,4.27E-16s	
-195,4,21,4.90E-16,	-196,4,37,4.19E-17s	
-197,20,36,1.87E-16,	-198,20,52,3.66E-16s	
-199,20,68,4.22E-16,	-200,20,84,2.36E-16s	
-201,20,5,4.83E-16,	-202,20,21,1.42E-15s	
-203,20,37,7.00E-16,	-204,20,53,3.96E-17s	
-205,36,52,1.87E-16,	-206,36,68,3.36E-16s	
-207,36,84,4.22E-16,	-208,36,100,2.36E-16s	
-209,36,5,4.91E-17,	-210,36,21,7.00E-16s	
-211,36,37,1.42E-15,	-212,36,53,7.00E-16s	
-213,36,69,3.96E-17,	-214,52,68,1.87E-16s	
-215,52,84,3.36E-16,	-216,52,100,2.13E-16s	
-217,52,21,3.96E-17,	-218,52,37,7.00E-16s	
-219,52,53,1.42E-15,	-220,52,69,7.00E-16s	
-221,52,85,3.96E-17,	-222,68,84,1.87E-16s	

-223,68,100,1.57E-16,	-224,68,37,3.96E-17S
-225,68,53,7.00E-16,	-22A,68,69,1.42E-15S
-227,68,85,7.00E-16,	-22B,68,101,4.91E-17S
-229,84,100,8.45E-17,	-23A,84,53,3.96E-17S
-231,84,69,7.00E-16,	-23C,84,85,1.42E-15S
-233,84,101,4.83E-16,	-23D,100,69,4.19E-17S
-235,100,85,4.90E-16,	-23E,100,101,4.27E-16S
RFM RADIATION CONDUCTORS FOR INNER ANNULUS	
-237,11,27,3.27E-17,	-23A,11,43,4.43E-17S
-239,11,12,4.23E-16,	-24A,11,28,2.07E-16S
-241,27,43,6.66E-17,	-24C,27,59,1.11E-16S
-243,27,12,2.13E-16,	-24E,27,28,1.27E-15S
-245,27,44,2.27E-16,	-24A,43,59,6.66E-17S
-247,43,75,1.11E-16,	-24C,43,28,2.27E-16S
-249,43,44,1.27E-15,	-25A,43,60,2.27E-16S
-251,59,75,6.66E-17,	-25C,59,91,1.11E-16S
-253,59,44,2.27E-16,	-25E,59,60,1.27E-15S
-255,59,76,2.27E-16,	-25A,75,91,6.66E-17S
-257,75,107,4.43E-17,	-25C,75,60,2.27E-16S
-259,75,76,1.27E-15,	-26A,75,92,2.27E-16S
-261,91,107,3.27E-17,	-26C,91,76,2.27E-16S
-263,91,92,1.27E-15,	-26E,91,108,2.13E-16S
-265,107,92,2.07E-16,	-26A,107,108,4.23E-16S
RFM RADIATION CONDUCTORS FOR EDGE SYMMETRY	
-267,4,5,3.57E-16,	-26A,4,21,3.00E-17S
-269,20,5,3.50E-17,	-27A,20,21,3.96E-17S
-271,4,37,2.00E-17,	-27C,100,101,3.57E-16S
-273,100,85,3.00E-17,	-27E,84,101,3.50E-17S
-275,100,69,2.00E-17S	
-276,11,12,1.96E-16,	-27C,107,108,1.96E-16

END

RELATIVE CONDUCTOR NUMBERS

ACTUAL CONDUCTOR NUMBERS

1	THRU	10	1	2	3	4	5	6	7	8	9	10
11	THRU	20	11	12	13	14	15	16	17	18	19	20
21	THRU	30	21	22	23	24	25	26	27	28	29	30
31	THRU	40	31	32	33	34	35	36	37	38	39	40
41	THRU	50	41	42	43	44	45	46	47	48	49	50
51	THRU	60	51	52	53	54	55	56	57	58	59	60
61	THRU	70	61	62	63	64	65	66	67	68	69	70
71	THRU	80	71	72	73	74	75	76	77	78	79	80
81	THRU	90	81	82	83	84	85	86	87	88	89	90
91	THRU	100	91	92	93	94	95	96	97	98	99	100
101	THRU	110	101	102	103	104	105	106	107	108	109	110
111	THRU	120	111	112	113	114	115	116	117	118	119	120
121	THRU	130	121	122	123	124	125	126	127	128	129	130
131	THRU	140	131	132	133	134	135	136	137	138	139	140
141	THRU	150	141	142	143	144	145	146	147	148	149	150
151	THRU	160	151	152	153	154	155	156	157	158	159	160
161	THRU	170	161	162	163	164	165	166	167	168	169	170
171	THRU	180	171	172	173	174	175	176	177	178	179	180
181	THRU	190	181	182	183	184	185	186	187	188	189	190
191	THRU	200	191	192	193	194	195	196	197	198	199	200
201	THRU	210	201	202	203	204	205	206	207	208	209	210
211	THRU	220	211	212	213	214	215	216	217	218	219	220
221	THRU	230	221	222	223	224	225	226	227	228	229	230
231	THRU	240	231	232	233	234	235	236	237	238	239	240
241	THRU	250	241	242	243	244	245	246	247	248	249	250
251	THRU	260	251	252	253	254	255	256	257	258	259	260

	261	262	263	264	265	266	267	268	269	270
261 THRU	270									
271 THRU	277	261	262	263	264	265	266	267	268	269
		271	272	273	274	275	276	277		
3CD 3CONSTANTS DATA										
TIMEND,3600.,OUTPUT,5.0,DTIMEI,1.0,DRLXCA,1.0,NLOOP,500										
ARLXCA,5.0,DTIMEH,10.										
RPM NODE WEIGHTS LBS										
	1,0.00265,	2,0.00647,	3,0.00626,	4,0.00244						
	5,0.00106,	6,0.00343,	7,0.00323,	8,0.00307						
	9,0.00289,	10,0.00272,	11,0.00132,	12,0.0021						
	13,0.0062,	14,0.0125,	15,0.0125,	16,0.0012						
	17,0.0053,	18,0.0129,	19,0.0125,	20,0.0048						
	21,0.0021,	22,0.00686,	23,0.00646,	24,0.00614						
	25,0.00578,	26,0.00544,	27,0.00264,	28,0.0042						
	29,0.0124,	30,0.025,	31,0.025,	32,0.0024						
RPM CONDUCTOR CONSTANTS										
	33,11.76,	34,8.01,	35,11.13,	36,0.03						
	37,0.082,	38,0.045,	39,0.035,	40,23.52						
	41,16.02,	42,22.26,	43,0.024,	44,0.062						
	45,0.064,	46,0.026,	47,8.08,	48,5.04						
	49,4.78,	50,4.51,	51,4.25,	52,5.93						
	53,0.037,	54,0.129,	55,0.136,	56,0.143						
	57,0.152,	58,0.142,	59,0.059,	60,16.16						
	61,10.06,	62,9.54,	63,9.02,	64,8.50						
	65,11.86,	66,0.028,	67,0.097,	68,0.102						
	69,0.107,	70,0.114,	71,0.122,	72,0.044						
	73,7.98,	74,0.041,	75,0.127,	76,15.96						
	77,0.031,	78,0.095,	79,0.074,	80,0.056						
	81,1.48,	82,0.849,	83,6.24,	84,0.520						
	85,0.872,	86,2.96,	87,1.778,	88,12.48						
	89,0.39,	90,0.654								
RPM ADDITIONAL CONSTANTS										
	91,2.01E-5	STHERMAL CONDUCTIVITY CONVERSION								
	92,4,	93,7,	94,2	%INTEGERS FOR INCREMENTING						
	95,50,	96,0,	97,0.5,	98,3						
	99,6,	100,7,	101,11,	102,46						
RPM MULTIPLIERS TO CONVECTIVE HEATING NODES =NOT 0.0										
	110,1.247,	111,1.039,	112,0.485,	113,0.152						
	114,0.035,	115,0.024,	116,0.036							
RPM LOCATIONS FOR HEATING										
	141,0.0,	142,0.0,	143,0.0,	144,0.0						
	145,0.0,	146,0.0,	147,0.0,	148,0.0						
	149,130.0,	150,0.0,	151,0.0,	152,0.0						
	153,0.0,	154,0.0,	155,0.0,	156,0.0						
	157,0.0,									
	161,0.0,	162,0.0,	163,0.0,	164,0.0						
	165,0.0,	166,0.0,	167,0.0							
RPM RADIANT MULTIPLIERS NOT 0.0 EXCEPT ORB DECAY 171-177										
	171,0.293,	172,0.117,	173,0.013,	174,0.0						
	175,0.0,	176,0.0,	177,0.0							
	181,0.0,	182,0.0,	183,0.0,	184,0.0						
	185,0.0,	186,0.0,	187,0.0							
RPM AREA OF SURFACE NODES (SQ FT)										
	188,0.0072,	189,0.0144								
RPM LOCATION FOR TOTAL AFROHEATING RATES										
	191,0.0,	192,0.0,	193,0.0,	194,0.0						
	195,0.0,	196,0.0,	197,0.0							
	198,1,	199,499								
RPM CONSTANT FOR SCALING CMA HEAT BACK TO 1 FT RAD SPHERE										
	200,2.5126									

3CD

```

GCD JARRAY DATA
RPM GRAPHITE SPECIFIC HEAT AS A FUNCTION OF TEMPERATURE BTU/LB-F
1
-460.,0.22,70.,0.22,1000.,0.139,4000.,0.53,8000.,0.53,END
RPM GRAPHITE THERMAL CONDUCTIVITY AS A FUNCTION OF TEMPERATURE
RPM BTU/HR-FT-F
2
0.,0.4,5,165.,4.85,565.,5.22,965.,5.5,1365.,5.76,1965.,6.04
2365.,6.15,2965.,6.3,4165.,6.66,5665.,6.92,END
RPM BERYLLIUM SPECIFIC HEAT VERSUS TEMPERATURE BTU/LB-F
3
150.,0.2,200.,0.65,1000.,0.7,2600.,0.9,5000.,0.9,END
RPM BERYLLIUM THERMAL CONDUCTIVITY VERSUS TEMPERATURE BTU/HR-FT-F
4
0.,110.,800.,70.,1600.,43.,2400.,30.,5000.,30.,END
RPM HAYNES 25 SPECIFIC HEAT VERSUS TEMPERATURE BTU/LB-F
5
500.,0.08,1000.,0.09,1500.,0.10,2000.,0.115,2425.,0.12,END
RPM HAYNES 25 THERMAL CONDUCTIVITY VS TEMPERATURE BTU/HR-FT-F
6
500.,8.1,1000.,11.5,1500.,14.6,2100.,19.5,3000.,27.7,END
RPM FUEL SPECIFIC HEAT AS A FUNCTION OF TEMPERATURE BTU/LB-F
7
-460.,0.0633,8000.,0.0633,END
RPM FUEL THERMAL CONDUCTIVITY VS TEMPERATURE BTU/HR-FT-F
8
-460.,0.46,1000.,0.46,1200.,0.57,1400.,0.58,1600.,0.68
1700.,0.75,8000.,0.75,END
RPM INTERNAL GENERATION OF NODES 1,15,110,111
9
0.,0.00215,10000.,0.00215,END
RPM INTERNAL GENERATION OF NODES 30,31,46,47,62,63,78,79,94,95
10
0.,0.0043,10000.,0.0043,END
RPM ADDITIONAL ARRAYS
RPM NODAL WEIGHT ARRAY
11
0.00265,0.00447,0.00426,0.00244,0.00106,0.00343,0.00323
0.00307,0.00289,0.00272,0.00132,0.00210,0.00620,0.0125
0.0125,0.0012,0.0053,0.0129,0.0125,0.0048,0.0021
0.00686,0.00646,0.00414,0.00578,0.00544,0.00264,0.0042
0.0124,0.025,0.0024,END
RPM LINEAR ARRAY TO PUT TEMP IN AN ADDRESSABLE ARRAY
12
0.,0.0,10000.,10000.,END
RPM SPACE FOR AVERAGE TEMPERATURE ARRAYS
13
SPACE,50,END
14
SPACE,50,END
15
SPACE,50,END
16
SPACE,50,END
RPM CONDUCTOR CONSTANTS ARRAYS (17 AND 24)
17
11.76,8.01,11.13,0.03,0.082,0.085,0.035,23.52
16.02,22.26,0.024,0.062,0.064,0.026,8.08,5.04
4.78,4.51,4.25,5.93,0.037,0.129,0.136,0.143
0.152,0.162,0.059,16.16,10.08,9.56,9.02,8.50

```

```

11.86,0.028,0.097,0.102,0.107,0.114,0.122,0.044
7.96,0.041,0.127,15.96,0.031,0.095,0.074,0.056,END
24
1.48,0.889,6.24,0.52,0.872,2.96,1.778,12.48,0.39,0.654,END
18
SPACE,12,END
19
SPACE,12,END
20
SPACE,50,END
21
SPACE,50,END
22
SPACE,46,END
23
SPACE,46,END
RPM TTA CONVECTIVE COLD WALL INPUT BTU/SQ-FT-SEC
40
0.,0.00,22.,0.004,43.,0.009,64.,0.023,85.,0.063,106.,0.32
127.,3.17,147.,30.3,167.,105.,147.,179.,202.,213.,217.,179,
227.,105.,258.,30.3,278.,3.17,299.,0.32,320.,0.063
341.,0.023,362.,0.009,383.,0.004,405.,0.0,3600.,0.0,END
RPM STAGNATION ENTHALPY * LOCAL VS TIME BTU/LB
41
0.,25358.,43.,25640.,106.,25947.,202.,26147.,299.,25947.
362.,25640.,405.,25358.,END
RPM WALL ENTHALPY VS TEMPERATURE BTU/LB
42
-460.,0.0,0.0,100.,1000.,360.,2000.,650.,4000.,1320.
5000.,1800.,7000.,3510.,END
RPM A LABEL ARRAY
-43,HWC017,HWC033,HWC049,HWC065,HWC081,HWC097
Q1,Q17,Q33,Q49,Q65,Q81,Q97,LOOPCT,END
RPM RADIANT HEAT VS TIME BTU/SQ FT-SEC
45
0.0,0.0,10.0,0.0,20.0,0.0,30.0,0.0,40.0,0.0,50.0,0.0,
60.0,0.0,70.0,0.0,80.0,0.0,90.0,0.0,100.0,0.0,END
RPM ARRAY FOR DTIMEI
46
0.0,1.0,10.,1.0,10.1,5.0,120.,5.0,120.1,0.5,280.,0.5
280.1,5.0,400.,5.0,401.,30.,END
RPM ARRAY FOR OUTPUT
47
0.,30.,150.,30.,150.1,5.0,200.,5.0,200.1,2.0
210.,2.0,210.1,5.0,270.,5.0,270.1,30.,450.,30.,450.,300.,END
48
0.0,30.0,6000.0,30.0,END
E-D
R-D 3EXECUTION
DIMENSION X(1000)
NDIM = 1000
NTM = 0
SCLDEP(A2,K91) SCONVERT UNITS ON THERMAL CONDUCTIVITY
SCLDEP(A4,K91)
SCLDEP(A6,K91)
SCLDEP(A8,K91)
RPM SCALE CMA HEAT IN A40 TO 1 FT RADIUS SPHERE
CNF#BK
E-D
R-D 3VARIABLES 1

```

DIDEG1(TIMEN,A46,DTIME1)
DIDEG1(TIMEN,A47,OUTPUT)
RPM THE FOLLOWING APPLIES INTERNAL GENERATION TO THE FUEL

DIDEG1(TIMEN,A9,Q14)
DIDEG1(TIMEN,A9,Q15)
DIDEG1(TIMEN,A9,Q110)
DIDEG1(TIMEN,A9,Q111)
DIDEG1(TIMEN,A10,Q30)
DIDEG1(TIMEN,A10,Q31)
DIDEG1(TIMEN,A10,Q46)
DIDEG1(TIMEN,A10,Q47)
DIDEG1(TIMEN,A10,Q62)
DIDEG1(TIMEN,A10,Q63)
DIDEG1(TIMEN,A10,Q78)
DIDEG1(TIMEN,A10,Q79)
DIDEG1(TIMEN,A10,Q94)
DIDEG1(TIMEN,A10,Q95)

RPM THE FOLLOWING EVALUATES THERMAL CAPACITANCE

DIDIMI(K92,T1,A1,A11+1,C1)
DIDIMI(K93,T5,A3,A11+5,C5)
DIDIMI(K94,T12,A5,A11+12,C12)
DIDIMI(K94,T14,A7,A11+14,C14)
DIDIWM(T16,A5,K16,C16)
DIDIMI(K92,T17,A1,A11+17,C17)
DIDIMI(K93,T21,A3,A11+21,C21)
DIDIMI(K94,T24,A5,A11+24,C24)
DIDIMI(K94,T30,A7,A11+30,C30)
DIDIWM(T32,A5,K32,C32)
DIDIMI(K92,T33,A1,A11+17,C33)
DIDIMI(K93,T37,A3,A11+21,C37)
DIDIMI(K94,T44,A5,A11+24,C44)
DIDIMI(K94,T46,A7,A11+30,C46)
DIDIWM(T48,A5,K32,C48)
DIDIMI(K92,T49,A1,A11+17,C49)
DIDIMI(K93,T53,A3,A11+21,C53)
DIDIMI(K94,T60,A5,A11+28,C60)
DIDIMI(K94,T62,A7,A11+30,C62)
DIDIWM(T64,A5,K32,C64)
DIDIMI(K92,T65,A1,A11+17,C65)
DIDIMI(K93,T69,A3,A11+21,C69)
DIDIMI(K94,T76,A5,A11+28,C76)
DIDIMI(K94,T78,A7,A11+30,C78)
DIDIWM(T80,A5,K32,C80)
DIDIMI(K92,T81,A1,A11+17,C81)
DIDIMI(K93,T85,A3,A11+21,C85)
DIDIMI(K94,T92,A5,A11+28,C92)
DIDIMI(K94,T94,A7,A11+30,C94)
DIDIWM(T96,A5,K32,C96)
DIDIMI(K92,T97,A1,A11+17,C97)
DIDIMI(K93,T101,A3,A11+21,C101)
DIDIMI(K94,T108,A5,A11+28,C108)
DIDIMI(K94,T110,A7,A11+30,C110)
DIDIWM(T112,A5,K16,C112)

RPM THE FOLLOWING 88 CARDS EVALUATE THE LINEAR CONDUCTORS AND
RPM CAN BE DIRECTLY REPLACED BY 187 DIMIWM CARDS

DIDGII(K95,T1,A12,A13+1)
DIDGII(K95,T2,A12,A14+1)
DIDGII(K95,T51,A12,A15+1)
DIDGII(K95,T52,A12,A16+1)
DIDGII(K101,T101,A12,A18+1)

```

D10G11(K101,T102,A12,A19+1)
D10G11(K95,T1,A12,A20+1)
D10G11(K95,T17,A12,A21+1)
D10G11(K102,T51,A12,A22+1)
D10G11(K102,T67,A12,A23+1)
ADDARY(K95,A13+1,A14+1,A13+1)
ADDARY(K95,A15+1,A16+1,A15+1)
ADDARY(K101,A18+1,A19+1,A18+1)
ADDARY(K95,A20+1,A21+1,A20+1)
ADDARY(K102,A22+1,A23+1,A22+1)
ARYMPY(K95,A13+1,K97,A13+1) $ AVG TEMP OF RADIALLY ADJACENT
ARYMPY(K95,A15+1,K97,A15+1) $ NODES
ARYMPY(K101,A18+1,K97,A18+1) $
ARYMPY(K95,A20+1,K97,A20+1) $AVG TEMP OF CIRCUMFERENTIAL
ARYMPY(K102,A22+1,K97,A22+1) $ADJACENT NODES
RPM EVALUATE GRAPHITE CONDUCTORS
D101MI(K98,A13+1,A2,A17+1,G1)
D101MI(K92,A20+1,A2,A17+4,G4)
D101MI(K98,A15+47,A2,A17+1,G15)
D101MI(K92,A22+31,A2,A17+4,G18)
D101MI(K98,A13+17,A2,A17+8,G8)
D101MI(K92,A20+17,A2,A17+11,G11)
D101MI(K98,A13+33,A2,A17+8,G22)
D101MI(K92,A20+33,A2,A17+11,G25)
D101MI(K98,A13+49,A2,A17+8,G29)
D101MI(K92,A20+49,A2,A17+11,G32)
D101MI(K98,A15+15,A2,A17+8,G36)
D101MI(K92,A22+15,A2,A17+11,G39)
D101MI(K98,A15+31,A2,A17+8,G43)
RPM EVALUATE BERYLLIUM CONDUCTORS
D101MI(K99,A13+5,A4,A17+15,G46)
D101MI(K100,A20+5,A4,A17+21,G52)
D101MI(K99,A18+1,A4,A17+15,G59)
D101MI(K100,A22+35,A4,A17+21,G65)
D101MI(K99,A13+21,A4,A17+28,G72)
D101MI(K100,A20+21,A4,A17+34,G78)
D101MI(K99,A13+37,A4,A17+28,G85)
D101MI(K100,A20+37,A4,A17+34,G91)
D101MI(K99,A15+3,A4,A17+28,G98)
D101MI(K100,A22+3,A4,A17+34,G104)
D101MI(K99,A15+19,A4,A17+28,G111)
D101MI(K100,A22+19,A4,A17+34,G117)
D101MI(K99,A15+35,A4,A17+28,G124)
RPM EVALUATE HAYNES 25 CONDUCTORS
D1M1WM(T12,T13,A6,K73,G130)
D1M1WM(T12,T28,A6,K74,G131)
D1M1WM(T13,T29,A6,K75,G132)
D1M1WM(T28,T29,A6,K74,G133)
D1M1WM(T28,T44,A6,K77,G134)
D1M1WM(T29,T45,A6,K78,G135)
D1M1WM(T16,T32,A6,K79,G136)
D1M1WM(T32,T48,A6,K80,G137)
D1M1WM(T108,T109,A6,K73,G138)
D1M1WM(T92,T108,A6,K74,G139)
D1M1WM(T93,T109,A6,K75,G140)
D1M1WM(T44,T45,A6,K76,G141)
D1M1WM(T44,T60,A6,K77,G142)
D1M1WM(T45,T61,A6,K78,G143)
D1M1WM(T96,T112,A6,K79,G144)
D1M1WM(T48,T64,A6,K80,G145)

```

DIM1WM(T60,T61,A6,K76,G146)
 DIM1WM(T60,T76,A6,K77,G147)
 DIM1WM(T61,T77,A6,K78,G148)
 DIM1WM(T64,T80,A6,K79,G149)
 DIM1WM(T76,T77,A6,K76,G150)
 DIM1WM(T76,T92,A6,K77,G151)
 DIM1WM(T77,T93,A6,K78,G152)
 DIM1WM(T80,T96,A6,K80,G153)
 DIM1WM(T92,T93,A6,K76,G154)

REFM EVALUATE FUEL CONDUCTORS

DIDIMI(K98,A13+13,A8,A24+1,G155)
 DIDIMI(K94,A20+14,A8,A24+4,G158)
 DIDIMI(K98,A13+29,A8,A24+6,G160)
 DIDIMI(K94,A20+30,A8,A24+9,G163)
 DIDIMI(K98,A18+9,A8,A24+1,G165)
 DIDIMI(K94,A22+44,A8,A24+4,G168)
 DIDIMI(K98,A13+45,A8,A24+6,G170)
 DIDIMI(K94,A20+46,A8,A24+9,G173)
 DIDIMI(K98,A15+11,A8,A24+6,G175)
 DIDIMI(K94,A22+12,A8,A24+9,G178)
 DIDIMI(K98,A15+27,A8,A24+6,G180)
 DIDIMI(K94,A22+28,A8,A24+9,G183)
 DIDIMI(K98,A15+43,A8,A24+6,G185)

REFM THE FOLLOWING 58 CARDS APPLIES ALL AEROHEATING

DID1WM(TIMEN,A40,K110,K141) SC0,VECTIVE COLD WALL TO NODE 1
 DID1WM(TIMEN,A40,K111,K142) SC0,VECTIVE COLD WALL TO NODE 17
 DID1WM(TIMEN,A40,K112,K143) SC0,VECTIVE COLD WALL TO NODE 33
 DID1WM(TIMEN,A40,K113,K144) SC0,VECTIVE COLD WALL TO NODE 49
 DID1WM(TIMEN,A40,K114,K145) SC0,VECTIVE COLD WALL TO NODE 65
 DID1WM(TIMEN,A40,K115,K146) SC0,VECTIVE COLD WALL TO NODE 81
 DID1WM(TIMEN,A40,K116,K147) SC0,VECTIVE COLD WALL TO NODE 97
 DIDEGL(TIMEN,A41,K148) SFIND STAGNATION ENTHALPY +LOCAL
 DIDEGL(T1,A42,K151) SFIND NODE 1 WALL ENTHALPY
 DIDEGL(T17,A42,K152) SFIND NODE 17 WALL ENTHALPY
 DIDEGL(T33,A42,K153) SFIND NODE 33 WALL ENTHALPY
 DIDEGL(T49,A42,K154) SFIND NODE 49 WALL ENTHALPY
 DIDEGL(T65,A42,K155) SFIND NODE 65 WALL ENTHALPY
 DIDEGL(T81,A42,K156) SFIND NODE 81 WALL ENTHALPY
 DIDEGL(T97,A42,K157) SFIND NODE 97 WALL ENTHALPY
 SUB(K148,K151,K151)
 SUB(K148,K152,K152)
 SUB(K148,K153,K153)
 SUB(K148,K154,K154)
 SUB(K148,K155,K155)
 SUB(K148,K156,K156)
 SUB(K148,K157,K157)
 SUB(K148,K149,K150) SK149 CONTAINS ENTHALPY AT 540 R
 DIVIDE(K151,K150,K151) SNO,DE 1 HOT WALL CORRECTION
 DIVIDE(K152,K150,K152) SNO,DE 17 HOT WALL CORRECTION
 DIVIDE(K153,K150,K153) SNO,DE 33 HOT WALL CORRECTION
 DIVIDE(K154,K150,K154) SNO,DE 49 HOT WALL CORRECTION
 DIVIDE(K155,K150,K155) SNO,DE 65 HOT WALL CORRECTION
 DIVIDE(K156,K150,K156) SNO,DE 81 HOT WALL CORRECTION
 DIVIDE(K157,K150,K157) SNO,DE 97 HOT WALL CORRECTION
 MLTPLY(K141,K151,K161) SHOT WALL HEATING TO NODE 1
 MLTPLY(K142,K152,K162) SHOT WALL HEATING TO NODE 17
 MLTPLY(K143,K153,K163) SHOT WALL HEATING TO NODE 33
 MLTPLY(K144,K154,K164) SHOT WALL HEATING TO NODE 49
 MLTPLY(K145,K155,K165) SHOT WALL HEATING TO NODE 65
 MLTPLY(K146,K156,K166) SHOT WALL HEATING TO NODE 81


```
MLTPLY(K147,K157,K167)      $SHOT WALL HEATING TO NODE 97 1
DID1WM(TIMEN,A45,K171,K181) $RADJANT HEAT TO NODE 1
DID1WM(TIMEN,A45,K172,K182) $RADJANT HEAT TO NODE 17
DID1WM(TIMEN,A45,K173,K183) $RADJANT HEAT TO NODE 33
DID1WM(TIMEN,A45,K174,K184) $RADJANT HEAT TO NODE 49
DID1WM(TIMEN,A45,K175,K185) $RADJANT HEAT TO NODE 65
DID1WM(TIMEN,A45,K176,K186) $RADJANT HEAT TO NODE 81
DID1WM(TIMEN,A45,K177,K187) $RADJANT HEAT TO NODE 97
ADD(K161,K181,K191) $TOTAL AEROHEATING RATE PER NODE
ADD(K162,K182,K192) $BTU/SQ-FT-SEC
ADD(K163,K183,K193)
ADD(K164,K184,K194)
ADD(K165,K185,K195)
ADD(K166,K186,K196)
ADD(K167,K187,K197)
MLTPLY(K191,K188,Q1) $APPLY TOTAL AEROHEATING RATE TO
MLTPLY(K192,K189,Q17) $ THE APPROPRIATE NODAL AREA
MLTPLY(K193,K189,Q33)
MLTPLY(K194,K189,Q49)
MLTPLY(K195,K189,Q65)
MLTPLY(K196,K189,Q81)
MLTPLY(K197,K188,Q97)

END
HCD 3VARIABLES 2
END
HCD 3OUTPUT CALLS
      PRNTHP
      PRINTL(A43,K151,K152,K153,K154,K155,K156,K157
            Q1,Q17,Q33,Q49,Q65,Q81,Q97,LOOPCT)
END
```


2. CINDA printout for Orbit One of
Five Orbit Reentry

TIME is the time in seconds.

Nodal numbers are the two columns
of numbers on the left of the page.

Nodal temperatures, in degrees
Fahrenheit, are the columns of num-
bers immediately following the nodal
numbers.

Blank Page

THERMAL RESPONSE OF THE GLFC FOR ORBIT 1 OF 5 MOR

TIME	0.0000	DTIMEU	0.0000	CSG,IN(0)	0.00000	DTMPC(0)	0.00000	ARLXCC(0)	0.00000
1 THRU	5		7.850000+02		7.890000+02		7.930000+02		7.970000+02
6 THRU	10		1.109000+03		1.110000+03		1.111000+03		1.112000+03
11 THRU	15		1.114000+03		1.1386000+03		1.387000+03		1.582000+03
16 THRU	20		1.744000+03		7.850000+02		7.890000+02		7.930000+02
21 THRU	25		1.108000+03		1.109000+03		1.110000+03		1.111000+03
26 THRU	30		1.113000+03		1.114000+03		1.386000+03		1.387000+03
31 THRU	35		1.744000+03		1.744000+03		7.850000+02		7.890000+02
36 THRU	40		7.970000+02		1.108000+03		1.109000+03		1.110000+03
41 THRU	45		1.112000+03		1.113000+03		1.114000+03		1.386000+03
46 THRU	50		1.582000+03		1.744000+03		1.744000+03		7.850000+02
51 THRU	55		7.930000+02		7.970000+02		1.108000+03		1.109000+03
56 THRU	60		1.111000+03		1.112000+03		1.113000+03		1.114000+03
61 THRU	65		1.387000+03		1.582000+03		1.744000+03		1.744000+03
66 THRU	70		7.890000+02		7.930000+02		7.970000+02		1.108000+03
71 THRU	75		1.110000+03		1.111000+03		1.112000+03		1.113000+03
76 THRU	80		1.386000+03		1.387000+03		1.582000+03		1.744000+03
81 THRU	85		7.850000+02		7.890000+02		7.930000+02		7.970000+02
86 THRU	90		1.109000+03		1.110000+03		1.111000+03		1.112000+03
91 THRU	95		1.114000+03		1.386000+03		1.387000+03		1.582000+03
96 THRU	100		1.744000+03		7.850000+02		7.890000+02		7.930000+02
101 THRU	105		1.108000+03		1.109000+03		1.110000+03		1.111000+03
106 THRU	110		1.113000+03		1.114000+03		1.386000+03		1.387000+03
111 THRU	113		1.744000+03		1.744000+03		-6.000000+01		

HWC01	9.93099-01	HWC017	9.93099-01	HWC033	9.93099-01	HWC049	9.93099-01	HWC065	9.93099-01	HWC081	9.93099-01
HWC097	9.93099-01	Q1	0.00000	Q17	0.00000	Q33	0.00000	Q49	0.00000	Q65	0.00000
Q81	0.00000	Q97	0.00000	LOCPCT	1.00000+00						

TIME	0.0000+01	DTIMEU	4.5000+00	CSG,IN(85)	1.53940-01	DTMPC(5)	0.04054+00	ARLXCC(6)	5.35110-01
1 THRU	5		7.779986+02		7.828472+02		7.893409+02		7.935504+02
6 THRU	10		1.105887+03		1.107303+03		1.108587+03		1.109730+03
11 THRU	15		1.111388+03		1.369878+03		1.371788+03		1.593126+03
16 THRU	20		1.749983+03		7.779083+02		7.827592+02		7.892387+02
21 THRU	25		1.107857+03		1.108295+03		1.109063+03		1.109872+03
26 THRU	30		1.111595+03		1.112206+03		1.368794+03		1.370735+03
31 THRU	35		1.752576+03		1.752098+03		7.786556+02		7.835689+02
36 THRU	40		7.946927+02		1.107612+03		1.108088+03		1.108780+03
41 THRU	45		1.110535+03		1.111471+03		1.112080+03		1.367897+03
46 THRU	50		1.593537+03		1.753657+03		1.753244+03		7.784519+02
51 THRU	55		7.900396+02		7.953164+02		1.107254+03		1.107724+03
56 THRU	60		1.109482+03		1.110331+03		1.111251+03		1.111863+03
61 THRU	65		1.369704+03		1.593544+03		1.753898+03		1.753502+03

THERMAL RESPONSE OF THE GLFC FOR ORBIT 1 OF 5 MOR

66	THRU	70	7.835332+02	7.902284+02	7.946692+02	1.107397+03	1.107864+03
71	THRU	75	1.108732+03	1.109573+03	1.110435+03	1.111341+03	1.111951+03
76	THRU	80	1.367860+03	1.369832+03	1.593520+03	1.753644+03	1.753231+03
81	THRU	85	7.776346+02	7.825038+02	7.869668+02	7.931340+02	1.107967+03
86	THRU	90	1.108361+03	1.109106+03	1.109922+03	1.110791+03	1.111673+03
91	THRU	95	1.112293+03	1.368643+03	1.370606+03	1.593445+03	1.752513+03
96	THRU	100	1.752039+03	7.778667+02	7.827489+02	7.892682+02	7.935048+02
101	THRU	105	1.107988+03	1.108395+03	1.109111+03	1.109913+03	1.110774+03
106	THRU	110	1.111606+03	1.112215+03	1.370075+03	1.371971+03	1.593144+03
111	THRU	113	1.749623+03	1.749884+03	=6.000000+01		

HWC0R1	9.93217=01	HWC017	9.93218=01	HWC033	9.93211=01	HWC049	9.93213=01	HWC065	9.93212=01	HWC081	9.93220=01
HWC097	9.93218=01	Q1	7.73059=01	Q17	1.54600+00	Q33	1.54681+00	Q49	1.54653+00	Q65	1.54671+00
Q81	1.54560+00	Q97	7.72932=01	LOOPCT	8.00000+00						

TIME	4.00000+01	DTIMEU	5.00000+00	CSG-IN(21)	1.53640=01	DTMPC(21)	1.01268+00	ARLXCC(39)	2.20779=01
------	------------	--------	------------	-------------	------------	------------	------------	-------------	------------

1	THRU	5	7.737376+02	7.784360+02	7.848160+02	7.890308+02	1.105448+03
6	THRU	10	1.106136+03	1.106970+03	1.107663+03	1.108505+03	1.109305+03
11	THRU	15	1.109985+03	1.365735+03	1.367642+03	1.595356+03	1.754959+03
16	THRU	20	1.755163+03	7.735375+02	7.782522+02	7.846323+02	7.888310+02
21	THRU	25	1.106046+03	1.105713+03	1.106874+03	1.107592+03	1.108380+03
26	THRU	30	1.109245+03	1.109852+03	1.364314+03	1.366271+03	1.595712+03
31	THRU	35	1.756875+03	1.756636+03	7.749043+02	7.797291+02	7.863481+02
36	THRU	40	7.907750+02	1.105345+03	1.106110+03	1.106663+03	1.107526+03
41	THRU	45	1.108451+03	1.109280+03	1.109936+03	1.363415+03	1.365378+03
46	THRU	50	1.595704+03	1.757710+03	1.757528+03	7.745687+02	7.794202+02
51	THRU	55	7.660484+02	7.913224+02	1.105835+03	1.106332+03	1.107203+03
56	THRU	60	1.108026+03	1.108828+03	1.109705+03	1.110298+03	1.363266+03
61	THRU	65	1.365232+03	1.595715+03	1.757910+03	1.757739+03	7.747244+02
66	THRU	70	7.795943+02	7.862564+02	7.907006+02	1.106032+03	1.106911+03
71	THRU	75	1.107351+03	1.108182+03	1.109027+03	1.109896+03	1.110509+03
76	THRU	80	1.363510+03	1.365478+03	1.595704+03	1.757702+03	1.757510+03
81	THRU	85	7.727881+02	7.775910+02	7.880201+02	7.882010+02	1.106549+03
86	THRU	90	1.107037+03	1.107886+03	1.108697+03	1.109563+03	1.110435+03
91	THRU	95	1.111024+03	1.364939+03	1.366838+03	1.595724+03	1.756859+03
96	THRU	100	1.756618+03	7.732231+02	7.780403+02	7.845230+02	7.887729+02
101	THRU	105	1.106687+03	1.107085+03	1.107882+03	1.108686+03	1.109489+03
106	THRU	110	1.110309+03	1.110897+03	1.366047+03	1.367935+03	1.595444+03
111	THRU	113	1.754965+03	1.755166+03	=6.000000+01		

HWC0R1	9.93305=01	HWC017	9.93307=01	HWC033	9.93294=01	HWC049	9.93297=01	HWC065	9.93295=01	HWC081	9.93314=01
HWC097	9.93310=01	Q1	6.93495=01	Q17	1.38671+00	Q33	1.38803+00	Q49	1.38757+00	Q65	1.38771+00
Q81	1.38562+00	Q97	6.93047=01	LOOPCT	6.00000+00						

TIME	2.00000+01	DTIMEU	5.00000+00	CSG-IN(21)	1.53522=01	DTMPC(21)	8.81363=01	ARLXCC(90)	7.07443=01
------	------------	--------	------------	-------------	------------	------------	------------	-------------	------------

1	THRU	5	7.717157+02	7.756563+02	7.815787+02	7.857152+02	1.104532+03
---	------	---	-------------	-------------	-------------	-------------	-------------

THERMAL RESPONSE OF THE GLFC FOR ORBIT 1 OF 5 MOR

6	THRU	10	1.104959+03	1.105456+03	1.106330+03	1.107241+03	1.108079+03
11	THRU	15	1.108731+03	1.364904+03	1.366803+03	1.596420+03	1.757866+03
16	THRU	20	1.757978+03	7.711228+02	7.751995+02	7.811922+02	7.853269+02
21	THRU	25	1.104944+03	1.104754+03	1.105802+03	1.106368+03	1.106908+03
26	THRU	30	1.107718+03	1.108360+03	1.363756+03	1.365767+03	1.596505+03
31	THRU	35	1.758963+03	1.758931+03	7.721406+02	7.766505+02	7.830688+02
36	THRU	40	7.874608+02	1.103807+03	1.104476+03	1.105064+03	1.106202+03
41	THRU	45	1.107013+03	1.107814+03	1.108439+03	1.362753+03	1.364582+03
46	THRU	50	1.596227+03	1.759223+03	1.759139+03	7.711900+02	7.759183+02
51	THRU	55	7.824592+02	7.877134+02	1.104231+03	1.104861+03	1.105597+03
56	THRU	60	1.106538+03	1.107317+03	1.108184+03	1.108774+03	1.362683+03
61	THRU	65	1.364688+03	1.596362+03	1.759342+03	1.759272+03	7.711402+02
66	THRU	70	7.759548+02	7.825700+02	7.870112+02	1.104506+03	1.105244+03
71	THRU	75	1.105831+03	1.106743+03	1.107570+03	1.108443+03	1.109064+03
76	THRU	80	1.363045+03	1.364978+03	1.596445+03	1.759257+03	1.759185+03
81	THRU	85	7.803801+02	7.731283+02	7.795151+02	7.837011+02	1.105446+03
86	THRU	90	1.105783+03	1.106535+03	1.107139+03	1.108104+03	1.108345+03
91	THRU	95	1.108975+03	1.363642+03	1.365913+03	1.596540+03	1.758894+03
96	THRU	100	1.758773+03	7.689774+02	7.737329+02	7.801716+02	7.844248+02
101	THRU	105	1.105239+03	1.105742+03	1.106597+03	1.107425+03	1.108149+03
106	THRU	110	1.108939+03	1.109518+03	1.365131+03	1.367035+03	1.596572+03
111	THRU	113	1.757950+03	1.758044+03	-6.000000+01		

HWC0R1	9.93374-01	HWC017	9.93378-01	HWC033	9.93364-01	HWC049	9.93371-01	HWC065	9.93370-01	HWC081	9.93397-01
HWC097	9.93391-01	Q1	6.93292-01	Q17	1.38555+00	Q33	1.38564+00	Q49	1.38397+00	Q65	1.38371+00
Q81	1.38066+00	Q97	6.90672-01	LOOPCT	5.00000+00						

TIME 1.20000+02 DTIMEU 5.00000+00 CSG-IN(21) 1.53387-01 DTMPCC(1) 1.43697+01 ARLXCC(108) 8.32565-01

1	THRU	5	0.076224+02	7.986677+02	7.951009+02	7.972956+02	1.103393+03
6	THRU	10	1.103737+03	1.104350+03	1.105196+03	1.106035+03	1.106903+03
11	THRU	15	1.107531+03	1.364995+03	1.366918+03	1.597327+03	1.759449+03
16	THRU	20	1.759494+03	8.004580+02	7.937696+02	7.918484+02	7.943753+02
21	THRU	25	1.103639+03	1.103588+03	1.104591+03	1.105144+03	1.106030+03
26	THRU	30	1.106964+03	1.107606+03	1.363774+03	1.365810+03	1.597169+03
31	THRU	35	1.759955+03	1.759863+03	7.843583+02	7.838057+02	7.865033+02
36	THRU	40	7.901430+02	1.102622+03	1.103312+03	1.103954+03	1.104938+03
41	THRU	45	1.105756+03	1.106599+03	1.107208+03	1.362690+03	1.364573+03
46	THRU	50	1.596752+03	1.760055+03	1.760019+03	7.727396+02	7.758405+02
51	THRU	55	7.812019+02	7.861967+02	1.102228+03	1.102990+03	1.103987+03
56	THRU	60	1.104818+03	1.105677+03	1.106580+03	1.107165+03	1.362457+03
61	THRU	65	1.364494+03	1.596777+03	1.760104+03	1.760063+03	7.688923+02
66	THRU	70	7.732893+02	7.796131+02	7.840168+02	1.102883+03	1.103505+03
71	THRU	75	1.104216+03	1.104950+03	1.105812+03	1.106700+03	1.107328+03
76	THRU	80	1.362820+03	1.364794+03	1.596911+03	1.760121+03	1.760063+03
81	THRU	85	7.650884+02	7.695221+02	7.756966+02	7.798614+02	1.103085+03
86	THRU	90	1.103017+03	1.104362+03	1.105180+03	1.106398+03	1.107094+03

THERMAL RESPONSE OF THE GLFC FOR ORBIT 1 OF 5 MOR

01	THRU	95	1.107697+03	1.363908+03	1.365940+03	1.597276+03	1.760040+03
06	THRU	100	1.759960+03	7.662107+02	7.705070+02	7.766226+02	7.808234+02
101	THRU	105	1.103185+03	1.103670+03	1.104608+03	1.105378+03	1.106098+03
106	THRU	110	1.106922+03	1.107499+03	1.360977+03	1.363407+03	1.597299+03
111	THRU	113	1.759559+03	1.759603+03	-6.000000+01		

HWC01	9.93181-01	HWC017	9.93228-01	HWC033	9.93324-01	HWC049	9.93401-01	HWC065	9.93425-01	HWC081	9.93461-01
HWC097	9.93451-01	Q1	7.30596-01	Q17	1.44704+00	Q33	1.41266+00	Q49	1.38986+00	Q65	1.38212+00
Q81	1.37759+00	Q97	6.89629-01	LOOPCT	6.00000+00						

TIME 1.50000+02 DTIMEU 5.00000-01 CSG:IN(85) 1.53260+01 DTMPCC(1) 2.73739+01 ARLXCC(1) 8.52509-02

1	THRU	5	1.441527+03	1.249026+03	1.110356+03	1.083386+03	1.104935+03
6	THRU	10	1.105053+03	1.105385+03	1.105850+03	1.106441+03	1.107152+03
11	THRU	15	1.107715+03	1.365050+03	1.366962+03	1.597984+03	1.760502+03
16	THRU	20	1.760522+03	1.334362+03	1.171898+03	1.056040+03	1.034260+03
21	THRU	25	1.104322+03	1.104522+03	1.104953+03	1.105494+03	1.106145+03
26	THRU	30	1.106901+03	1.107486+03	1.363810+03	1.365750+03	1.597673+03
31	THRU	35	1.760760+03	1.760717+03	1.039471+03	9.625300+02	9.103749+02
36	THRU	40	9.026600+02	1.102752+03	1.103105+03	1.103719+03	1.104400+03
41	THRU	45	1.105152+03	1.105972+03	1.106573+03	1.362451+03	1.364405+03
46	THRU	50	1.597122+03	1.760711+03	1.760704+03	8.526990+02	8.311654+02
51	THRU	55	8.193071+02	8.206252+02	1.101722+03	1.102186+03	1.102928+03
56	THRU	60	1.103707+03	1.104526+03	1.105387+03	1.105997+03	1.362157+03
61	THRU	65	1.364112+03	1.597039+03	1.760697+03	1.760696+03	7.855124+02
66	THRU	70	7.841972+02	7.867723+02	7.909054+02	1.101426+03	1.101940+03
71	THRU	75	1.102742+03	1.103566+03	1.104416+03	1.105296+03	1.105912+03
76	THRU	80	1.362384+03	1.364340+03	1.597178+03	1.760714+03	1.760703+03
81	THRU	85	7.747503+02	7.752443+02	7.788290+02	7.827773+02	1.101936+03
86	THRU	90	1.102423+03	1.103188+03	1.103980+03	1.104805+03	1.105669+03
91	THRU	95	1.106279+03	1.363448+03	1.365391+03	1.597549+03	1.760686+03
96	THRU	100	1.760646+03	7.830774+02	7.811268+02	7.829432+02	7.864309+02
101	THRU	105	1.101922+03	1.102413+03	1.103180+03	1.103969+03	1.104786+03
106	THRU	110	1.105634+03	1.106228+03	1.364452+03	1.366366+03	1.597587+03
111	THRU	113	1.760393+03	1.760423+03	-6.000000+01		

HWC01	9.86487-01	HWC017	9.87641-01	HWC033	9.90809-01	HWC049	9.92638-01	HWC065	9.93284-01	HWC081	9.93389-01
HWC097	9.93308-01	Q1	1.09801+01	Q17	2.06549+01	Q33	1.70763+01	Q49	1.48206+01	Q65	1.40110+01
Q81	1.38851+01	Q97	6.99265+00	LOOPCT	4.00000+00						

TIME 1.55000+02 DTIMEU 5.00000-01 CSG:IN(85) 1.53234-01 DTMPCC(1) 3.40022+01 ARLXCC(1) 1.25793-01

1	THRU	5	1.755628+03	1.484730+03	1.280380+03	1.237846+03	1.107351+03
6	THRU	10	1.107179+03	1.107165+03	1.107371+03	1.107781+03	1.108379+03
11	THRU	15	1.108915+03	1.365130+03	1.367037+03	1.598072+03	1.760617+03

THERMAL RESPONSE OF THE GLFC FOR ORBIT 1 OF 5 MOR

16	THRU	20	1.760628+03	1.602931+03	1.372288+03	1.199705+03	1.164834+03
21	THRU	25	1.106229+03	1.106209+03	1.106374+03	1.106715+03	1.107226+03
26	THRU	30	1.107894+03	1.108458+03	1.363865+03	1.365802+03	1.597731+03
31	THRU	35	1.760819+03	1.760777+03	1.173480+03	1.060291+03	9.794353+02
36	THRU	40	9.655975+02	1.103764+03	1.103994+03	1.104459+03	1.105029+03
41	THRU	45	1.105701+03	1.106472+03	1.107061+03	1.362452+03	1.364404+03
46	THRU	50	1.597154+03	1.760737+03	1.760731+03	8.965351+02	8.627849+02
41	THRU	55	8.417659+02	8.412124+02	1.101934+03	1.102359+03	1.103053+03
56	THRU	60	1.103796+03	1.104589+03	1.105434+03	1.106040+03	1.362105+03
61	THRU	65	1.364059+03	1.597051+03	1.760707+03	1.760707+03	7.957639+02
66	THRU	70	7.915938+02	7.922286+02	7.963344+02	1.101296+03	1.101798+03
71	THRU	75	1.102587+03	1.103401+03	1.104245+03	1.105121+03	1.105736+03
76	THRU	80	1.362317+03	1.364274+03	1.597188+03	1.760730+03	1.760720+03
81	THRU	85	7.814258+02	7.799503+02	7.821837+02	7.860715+02	1.101721+03
86	THRU	90	1.102203+03	1.102963+03	1.103752+03	1.104575+03	1.105437+03
91	THRU	95	1.106047+03	1.363438+03	1.365383+03	1.597585+03	1.760739+03
96	THRU	100	1.760701+03	7.935240+02	7.884352+02	7.879490+02	7.910653+02
101	THRU	105	1.101703+03	1.102190+03	1.102452+03	1.103738+03	1.104553+03
106	THRU	110	1.105400+03	1.105994+03	1.364514+03	1.366430+03	1.597693+03
111	THRU	113	1.760498+03	1.760520+03	-6.000000+01		

HWC001	9.43052-01	HWC017	9.84708-01	HWC033	9.89351-01	HWC049	9.92213-01	HWC065	9.93187-01	HWC081	9.93326-01
HWC097	9.93209-01	Q1	1.28901+01	Q17	2.39128+01	Q33	1.86917+01	Q49	1.53469+01	Q65	1.41338+01
Q81	1.39653+01	Q97	7.05557+00	LOOPCT	4.00000+00						

TIME 1.60000+02 DTIMEU 5.00000-01 CSGMIN(85) 1.53212-01 DTMPCC(1) 3.70672+01 ARLXCC(1) 1.59088-01

1	THRU	5	2.114986+03	1.781789+03	1.514067+03	1.453669+03	1.112026+03
6	THRU	10	1.111292+03	1.110618+03	1.110333+03	1.110402+03	1.110790+03
11	THRU	15	1.111277+03	1.365312+03	1.367211+03	1.598164+03	1.760721+03
16	THRU	20	1.760725+03	1.916094+03	1.627840+03	1.399286+03	1.349290+03
21	THRU	25	1.109915+03	1.109474+03	1.109143+03	1.109112+03	1.109363+03
26	THRU	30	1.109871+03	1.110396+03	1.364011+03	1.365941+03	1.597793+03
31	THRU	35	1.760882+03	1.760841+03	1.336140+03	1.189169+03	1.077749+03
36	THRU	40	1.066756+03	1.105761+03	1.105767+03	1.105965+03	1.106335+03
41	THRU	45	1.106867+03	1.107550+03	1.108118+03	1.362512+03	1.364460+03
46	THRU	50	1.597186+03	1.760769+03	1.760763+03	9.511956+02	9.053839+02
51	THRU	55	8.743852+02	8.716791+02	1.102496+03	1.102853+03	1.103468+03
56	THRU	60	1.104149+03	1.104900+03	1.105717+03	1.106317+03	1.362083+03
61	THRU	65	1.364036+03	1.597059+03	1.760723+03	1.760724+03	8.089117+02
66	THRU	70	8.019006+02	8.005525+02	8.049107+02	1.101281+03	1.101766+03
71	THRU	75	1.102533+03	1.103330+03	1.104163+03	1.105032+03	1.105645+03
76	THRU	80	1.362263+03	1.364220+03	1.597192+03	1.760751+03	1.760743+03
81	THRU	85	7.900270+02	7.865809+02	7.874013+02	7.913665+02	1.101553+03
86	THRU	90	1.102027+03	1.102778+03	1.103560+03	1.104379+03	1.105239+03
91	THRU	95	1.105849+03	1.363423+03	1.365369+03	1.597618+03	1.760791+03
96	THRU	100	1.760756+03	8.067177+02	7.984666+02	7.954375+02	7.981670+02

THERMAL RESPONSE OF THE GLFC FOR ORBIT 1 OF 5 MOR

101	THRU	105	1.101521+03	1.102000+03	1.102754+03	1.103534+03	1.104344+03
106	THRU	110	1.105189+03	1.105783+03	1.106454+03	1.106663+03	1.107789+03
111	THRU	113	1.106594+03	1.106609+03	-6.000000+01		

HWC01	9.78939+01	HWC017	9.81249+01	HWC033	9.87565+01	HWC049	9.91679+01	HWC065	9.93060+01	HWC081	9.93245+01
HWC097	9.93082+01	Q1	1.50624+01	Q17	2.76839+01	Q33	2.06332+01	Q49	1.59958+01	Q65	1.42892+01
Q81	1.40673+01	Q97	7.13403+00	LOOPCT	4.00000+00						

TIME	1.65000+02	DTIMEU	5.00000+01	CSGAIN(85)	1.53197+01	DTMPC(1)	3.75840+01	ARLXCC(1)	1.71051+01
------	------------	--------	------------	-------------	------------	-----------	------------	------------	------------

1	THRU	5	2.491228+03	2.115148+03	1.798299+03	1.718949+03	1.120746+03
6	THRU	10	1.119002+03	1.117135+03	1.115956+03	1.115402+03	1.115406+03
11	THRU	15	1.115903+03	1.365687+03	1.367568+03	1.598270+03	1.760816+03
16	THRU	20	1.760815+03	2.251550+03	1.921344+03	1.646113+03	1.579966+03
21	THRU	25	1.116755+03	1.115571+03	1.114354+03	1.113656+03	1.113439+03
26	THRU	30	1.113656+03	1.114112+03	1.364325+03	1.366240+03	1.597869+03
31	THRU	35	1.760948+03	1.760906+03	1.521350+03	1.344616+03	1.204795+03
36	THRU	40	1.176486+03	1.109458+03	1.109080+03	1.108819+03	1.108841+03
41	THRU	45	1.109130+03	1.109661+03	1.110191+03	1.362677+03	1.364617+03
46	THRU	50	1.597225+03	1.760805+03	1.760799+03	1.015740+03	9.584193+02
51	THRU	55	9.178823+02	9.139450+02	1.103629+03	1.103881+03	1.104366+03
56	THRU	60	1.104949+03	1.105630+03	1.106404+03	1.106992+03	1.362110+03
61	THRU	65	1.364060+03	1.597067+03	1.760742+03	1.760744+03	8.250059+02
66	THRU	70	8.152727+02	8.123172+02	8.175078+02	1.101444+03	1.101901+03
71	THRU	75	1.102635+03	1.103408+03	1.104224+03	1.105082+03	1.105692+03
76	THRU	80	1.362229+03	1.364185+03	1.597193+03	1.760773+03	1.760767+03
81	THRU	85	8.005449+02	7.951910+02	7.947898+02	7.991325+02	1.101452+03
86	THRU	90	1.101915+03	1.102654+03	1.103426+03	1.104239+03	1.105094+03
91	THRU	95	1.105703+03	1.363406+03	1.365352+03	1.597649+03	1.760841+03
96	THRU	100	1.760808+03	8.224593+02	8.111000+02	8.055763+02	8.080113+02
101	THRU	105	1.101390+03	1.101859+03	1.102601+03	1.103372+03	1.104176+03
106	THRU	110	1.105018+03	1.105611+03	1.364560+03	1.366477+03	1.597875+03
111	THRU	113	1.760681+03	1.760690+03	-6.000000+01		

HWC01	9.74095+01	HWC017	9.77145+01	HWC033	9.85522+01	HWC049	9.91034+01	HWC065	9.92905+01	HWC081	9.93144+01
HWC097	9.92930+01	Q1	1.73351+01	Q17	3.17140+01	Q33	2.28301+01	Q49	1.67560+01	Q65	1.44777+01
Q81	1.41908+01	Q97	7.22683+00	LOOPCT	4.00000+00						

TIME	1.70000+02	DTIMEU	5.00000+01	CSGAIN(85)	1.53192+01	DTMPC(1)	3.54128+01	ARLXCC(5)	2.57126+01
------	------------	--------	------------	-------------	------------	-----------	------------	------------	------------

1	THRU	5	2.857039+03	2.460258+03	2.109157+03	2.009614+03	1.135940+03
6	THRU	10	1.132547+03	1.128713+03	1.126049+03	1.124452+03	1.123810+03
11	THRU	15	1.124054+03	1.368411+03	1.368262+03	1.598412+03	1.760908+03
16	THRU	20	1.760902+03	2.589091+03	2.232876+03	1.923539+03	1.840112+03
21	THRU	25	1.128673+03	1.126278+03	1.123609+03	1.121809+03	1.120814+03

THERMAL RESPONSE OF THE GLFC FOR ORBIT 1 OF 5 MOR

26	THRU	30	1.120545+03	1.120884+03	1.364943+03	1.366832+03	1.597978+03
31	THRU	35	1.761018+03	1.760975+03	1.724088+03	1.522146+03	1.357480+03
36	THRU	40	1.321895+03	1.115870+03	1.114879+03	1.113881+03	1.113341+03
41	THRU	45	1.113233+03	1.113515+03	1.113985+03	1.363031+03	1.364955+03
46	THRU	50	1.597283+03	1.760846+03	1.760840+03	1.089830+03	1.021795+03
51	THRU	55	9.726772+02	9.682087+02	1.05660+03	1.105751+03	1.106039+03
56	THRU	60	1.106471+03	1.107045+03	1.107151+03	1.108321+03	1.362224+03
61	THRU	65	1.364168+03	1.597081+03	1.760764+03	1.760768+03	8.443779+02
66	THRU	70	8.321215+02	8.282079+02	8.350951+02	1.101872+03	1.102291+03
71	THRU	75	1.102978+03	1.103716+03	1.104506+03	1.105349+03	1.105955+03
76	THRU	80	1.362226+03	1.364181+03	1.597195+03	1.760796+03	1.760792+03
81	THRU	85	8.131370+02	8.059822+02	8.047005+02	8.098739+02	1.101450+03
86	THRU	90	1.101898+03	1.102618+03	1.103377+03	1.104181+03	1.105031+03
91	THRU	95	1.105638+03	1.363392+03	1.365339+03	1.597677+03	1.760888+03
96	THRU	100	1.760857+03	8.407102+02	8.263382+02	8.184683+02	8.207689+02
101	THRU	105	1.101331+03	1.101787+03	1.102513+03	1.103272+03	1.104068+03
106	THRU	110	1.104904+03	1.105496+03	1.364564+03	1.366482+03	1.597950+03
111	THRU	113	1.760761+03	1.760765+03	-6.000000+01		

HWC001	9.69355-01	HWC017	9.72786-01	HWC033	9.83278-01	HWC049	9.90221-01	HWC065	9.92717-01	HWC081	9.93023-01
HWC097	9.92752-01	Q1	1.95540+01	Q17	3.57757+01	Q33	2.52260+01	Q49	1.76232+01	Q65	1.47026+01
Q81	1.43374+01	Q97	7.33370+00	LOOPCT	4.00000+00						

TIME 1.75000+02 DTIMEU 5.00000-01 CSGWIN(85) 1.53201-01 DTMPCC(2) 3.20632+01 ARLXCC(5) 3.96469-01

1	THRU	5	3.190839+03	2.792566+03	2.420276+03	2.297553+03	1.160194+03
6	THRU	10	1.154401+03	1.147672+03	1.142804+03	1.139645+03	1.138032+03
11	THRU	15	1.138044+03	1.367741+03	1.369538+03	1.598627+03	1.761001+03
16	THRU	20	1.760991+03	2.908606+03	2.543074+03	2.209961+03	2.107180+03
21	THRU	25	1.147852+03	1.143685+03	1.138866+03	1.135420+03	1.133255+03
26	THRU	30	1.132253+03	1.132412+03	1.366086+03	1.367930+03	1.598154+03
31	THRU	35	1.761103+03	1.761053+03	1.937789+03	1.716613+03	1.530828+03
36	THRU	40	1.487727+03	1.126250+03	1.124359+03	1.122268+03	1.120891+03
41	THRU	45	1.120187+03	1.120094+03	1.120471+03	1.363709+03	1.365606+03
46	THRU	50	1.597381+03	1.760898+03	1.760889+03	1.173232+03	1.095487+03
51	THRU	55	1.039070+03	1.035169+03	1.109043+03	1.108899+03	1.108900+03
56	THRU	60	1.109111+03	1.109528+03	1.110132+03	1.110677+03	1.362484+03
61	THRU	65	1.364417+03	1.597113+03	1.760792+03	1.760795+03	8.675538+02
66	THRU	70	8.530368+02	8.490386+02	8.586772+02	1.102697+03	1.103062+03
71	THRU	75	1.103684+03	1.104372+03	1.105128+03	1.105949+03	1.106549+03
76	THRU	80	1.362276+03	1.364228+03	1.597200+03	1.760820+03	1.760818+03
81	THRU	85	8.280709+02	8.192562+02	8.175672+02	8.241531+02	1.101588+03
86	THRU	90	1.102017+03	1.102713+03	1.103454+03	1.104245+03	1.105087+03
91	THRU	95	1.105693+03	1.363392+03	1.365338+03	1.597703+03	1.760933+03
96	THRU	100	1.760902+03	8.614911+02	8.442250+02	8.342347+02	8.366326+02
101	THRU	105	1.101373+03	1.101812+03	1.102517+03	1.103260+03	1.104046+03
106	THRU	110	1.104875+03	1.105465+03	1.364569+03	1.366487+03	1.598017+03

THERMAL RESPONSE OF THE GLFC FOR ORBIT 1 OF 5 MOR

111 THRU 113 1.760834+03 1.760834+03 =6.000000+01

HWC0R1 9.65010-01 HWC017 9.68641-01 HWC033 9.80907-01 HWC049 9.89303-01 HWC065 9.92492-01 HWC081 9.92878-01
 HWC097 9.92550-01 Q1 2.15961+01 Q17 3.96412+01 Q33 2.77475+01 Q49 1.85949+01 Q65 1.49700+01
 Q81 1.45101+01 Q97 7.45473+00 LOOPCT 4.00000+00

TIME 1.80000+02 DTIMEU 5.00000-01 CSGWIN(85) 1.53230-01 DTMPCC(2) 2.83996+01 ARLXCC(5) 5.55344-01

1	THRU	5	3.481169+03	3.093924+03	2.709118+03	2.560865+03	1.195477+03
6	THRU	10	1.186564+03	1.176036+03	1.168250+03	1.163008+03	1.160093+03
11	THRU	15	1.159792+03	1.370046+03	1.371757+03	1.598975+03	1.761104+03
16	THRU	20	1.761090+03	3.196338+03	2.834046+03	2.485543+03	2.360800+03
21	THRU	25	1.176172+03	1.169667+03	1.161987+03	1.156334+03	1.152588+03
26	THRU	30	1.150569+03	1.150503+03	1.368078+03	1.369849+03	1.598447+03
31	THRU	35	1.761215+03	1.761154+03	2.155747+03	1.921380+03	1.718725+03
36	THRU	40	1.667433+03	1.141872+03	1.138769+03	1.135195+03	1.132674+03
41	THRU	45	1.131153+03	1.130542+03	1.130790+03	1.364909+03	1.366763+03
46	THRU	50	1.597551+03	1.760971+03	1.760956+03	1.265825+03	1.179483+03
51	THRU	55	1.117137+03	1.114773+03	1.114348+03	1.113877+03	1.113479+03
56	THRU	60	1.113381+03	1.113579+03	1.114043+03	1.114549+03	1.114597+03
61	THRU	65	1.364892+03	1.597176+03	1.760830+03	1.760832+03	8.952201+02
66	THRU	70	8.767352+02	8.755962+02	8.890201+02	1.104100+03	1.104391+03
71	THRU	75	1.104924+03	1.105544+03	1.106254+03	1.107045+03	1.107636+03
76	THRU	80	1.362410+03	1.364357+03	1.597216+03	1.760847+03	1.760846+03
81	THRU	85	8.457268+02	8.354114+02	8.338605+02	8.424896+02	1.101927+03
86	THRU	90	1.102329+03	1.102993+03	1.103711+03	1.104486+03	1.105318+03
91	THRU	95	1.105921+03	1.363417+03	1.365362+03	1.597730+03	1.760974+03
96	THRU	100	1.760946+03	8.849148+02	8.648803+02	8.530508+02	8.558466+02
101	THRU	105	1.101553+03	1.101970+03	1.102649+03	1.103372+03	1.104144+03
106	THRU	110	1.104965+03	1.105553+03	1.364584+03	1.366502+03	1.598076+03
111	THRU	113	1.760901+03	1.760897+03	=6.000000+01		

HWC0R1 9.61221-01 HWC017 9.64896-01 HWC033 9.78250-01 HWC049 9.88284-01 HWC065 9.92223-01 HWC081 9.92707-01
 HWC097 9.92321-01 Q1 2.33950+01 Q17 4.31541+01 Q33 3.03198+01 Q49 1.96699+01 Q65 1.52873+01
 Q81 1.47132+01 Q97 7.59058+00 LOOPCT 4.00000+00

TIME 1.85000+02 DTIMEU 5.00000-01 CSGWIN(85) 1.53288-01 DTMPCC(18) 2.44109+01 ARLXCC(5) 7.11670-01

1	THRU	5	3.726969+03	3.354780+03	2.961809+03	2.787028+03	1.242525+03
6	THRU	10	1.229938+03	1.214907+03	1.203642+03	1.195900+03	1.191415+03
11	THRU	15	1.190730+03	1.373795+03	1.375379+03	1.599545+03	1.761231+03
16	THRU	20	1.761213+03	3.445789+03	3.094040+03	2.735150+03	2.586779+03
21	THRU	25	1.214671+03	1.205362+03	1.194227+03	1.185890+03	1.180209+03
26	THRU	30	1.176985+03	1.176593+03	1.371331+03	1.372994+03	1.598939+03
31	THRU	35	1.761380+03	1.761296+03	2.371299+03	2.128819+03	1.913459+03

THERMAL RESPONSE OF THE GLFC FOR ORBIT 1 OF 5 MOR

36	THRU	40	1.853001+03	1.163775+03	1.159168+03	1.153739+03	1.149779+03
41	THRU	45	1.147224+03	1.145955+03	1.146036+03	1.366892+03	1.368682+03
46	THRU	50	1.597845+03	1.761084+03	1.761056+03	1.367159+03	1.273467+03
51	THRU	55	1.206464+03	1.206155+03	1.122214+03	1.121312+03	1.120383+03
56	THRU	60	1.119876+03	1.119783+03	1.120060+03	1.120516+03	1.363827+03
61	THRU	65	1.365717+03	1.597294+03	1.760887+03	1.760885+03	9.280270+02
66	THRU	70	9.098800+02	9.084466+02	9.264207+02	1.106313+03	1.106506+03
71	THRU	75	1.106920+03	1.107451+03	1.108100+03	1.108851+03	1.109430+03
76	THRU	80	1.362675+03	1.364614+03	1.597251+03	1.760881+03	1.760881+03
81	THRU	85	8.665088+02	8.548670+02	8.540029+02	8.652489+02	1.102545+03
86	THRU	90	1.102912+03	1.103536+03	1.104223+03	1.104978+03	1.105797+03
91	THRU	95	1.106396+03	1.363484+03	1.365427+03	1.597759+03	1.761015+03
96	THRU	100	1.760988+03	9.111251+02	8.884706+02	8.751414+02	8.786911+02
101	THRU	105	1.101923+03	1.102312+03	1.102958+03	1.103657+03	1.104412+03
106	THRU	110	1.105222+03	1.105807+03	1.364622+03	1.366539+03	1.598130+03
111	THRU	113	1.760963+03	1.760955+03	-6.000000+01		

HWC001 9.58011-01 HWC017 9.61644-01 HWC033 9.75472-01 HWC049 9.87167-01 HWC065 9.91903-01 HWC081 9.92506-01
HWC097 9.92064-01 Q1 2.49428-01 Q17 4.62374-01 Q33 3.28684-01 Q49 2.08433-01 Q65 1.56621+01
S01 1.49512+01 Q97 7.74203+00 LOOPCT 4.00000+00

TIME 1.90000+02 DTIMEU 5.00000-01 CSGWIN(85) 1.53385-01 DTMPCC(19) 1.95876+01 ARLXCC(5) 8.45169-01

1	THRU	5	3.917310+03	3.568864+03	3.172706+03	2.972897+03	1.300782+03
6	THRU	10	1.284190+03	1.264231+03	1.249142+03	1.238640+03	1.232414+03
11	THRU	15	1.231294+03	1.379523+03	1.380932+03	1.600460+03	1.761404+03
16	THRU	20	1.761382+03	3.644016+03	3.313280+03	2.949922+03	2.778221+03
21	THRU	25	1.263339+03	1.250914+03	1.235917+03	1.224569+03	1.216706+03
26	THRU	30	1.212095+03	1.211347+03	1.376327+03	1.377840+03	1.599738+03
31	THRU	35	1.761633+03	1.761511+03	2.569172+03	2.329530+03	2.106011+03
36	THRU	40	2.035291+03	1.192547+03	1.186196+03	1.178606+03	1.172960+03
41	THRU	45	1.169188+03	1.167143+03	1.167024+03	1.369975+03	1.371675+03
46	THRU	50	1.598331+03	1.761263+03	1.761213+03	1.473456+03	1.375680+03
51	THRU	55	1.305785+03	1.307525+03	1.133251+03	1.131809+03	1.130215+03
56	THRU	60	1.129192+03	1.128733+03	1.128773+03	1.129166+03	1.365193+03
61	THRU	65	1.367044+03	1.597501+03	1.760979+03	1.760969+03	9.657223+02
66	THRU	70	9.467021+02	9.477239+02	9.706227+02	1.109611+03	1.109677+03
71	THRU	75	1.109939+03	1.110356+03	1.110926+03	1.111626+03	1.112190+03
76	THRU	80	1.363135+03	1.365061+03	1.597317+03	1.760929+03	1.760928+03
81	THRU	85	8.902900+02	8.778427+02	8.782521+02	8.925483+02	1.103542+03
86	THRU	90	1.103866+03	1.104438+03	1.105088+03	1.105818+03	1.106621+03
91	THRU	95	1.107215+03	1.363620+03	1.365559+03	1.597797+03	1.761058+03
96	THRU	100	1.761032+03	9.395280+02	9.149670+02	9.006985+02	9.053938+02
101	THRU	105	1.102548+03	1.102903+03	1.103508+03	1.104176+03	1.104911+03
106	THRU	110	1.105708+03	1.106289+03	1.364698+03	1.366614+03	1.598184+03
111	THRU	113	1.761020+03	1.761011+03	-6.000000+01		

THERMAL RESPONSE OF THE GLFC FOR ORBIT 1 OF 5 MOR

HWC0R1	9.55486-01	HWC017	9.59020-01	HWC033	9.72893-01	HWC049	9.85987-01	HWC065	9.91533-01	HWC081	9.92273-01
HWC097	9.91785-01	Q1	2.61465+01	Q17	4.86935+01	Q33	3.52003+01	Q49	2.20670+01	Q65	1.60903+01
QB1	1.52218+01	Q97	7.90502+00	LOOPCT	4.00000+00						

TIME	1.95000+02	DTIMEU	5.00000-01	CSGM(IN(85)	1.53536-01	DTMPC(35)	1.68803+01	ARLXCC(5)	9.33624-01
------	------------	--------	------------	--------------	------------	------------	------------	------------	------------

1	THRU	5	4.054823+03	3.728505+03	3.335510+03	3.115654+03	1.368258+03
6	THRU	10	1.347656+03	1.322729+03	1.303768+03	1.290447+03	1.282436+03
11	THRU	15	1.280853+03	1.387790+03	1.388973+03	1.601877+03	1.761653+03
16	THRU	20	1.761626+03	3.790187+03	3.481160+03	3.120636+03	2.929276+03
21	THRU	25	1.320869+03	1.305265+03	1.286302+03	1.271841+03	1.261702+03
26	THRU	30	1.255636+03	1.254503+03	1.383575+03	1.384893+03	1.600989+03
31	THRU	35	1.762025+03	1.761843+03	2.737509+03	2.508205+03	2.283994+03
36	THRU	40	2.202781+03	1.228030+03	1.219817+03	1.209902+03	1.202430+03
41	THRU	45	1.197328+03	1.194431+03	1.194088+03	1.374505+03	1.376086+03
46	THRU	50	1.599103+03	1.761546+03	1.761461+03	1.579806+03	1.481143+03
51	THRU	55	1.411210+03	1.414751+03	1.147884+03	1.145812+03	1.143439+03
56	THRU	60	1.141011+03	1.140918+03	1.140678+03	1.140994+03	1.367259+03
61	THRU	65	1.369058+03	1.597842+03	1.761126+03	1.761101+03	1.007498+03
66	THRU	70	9.884100+02	9.926671+02	1.020389+03	1.114280+03	1.114190+03
71	THRU	75	1.114265+03	1.114540+03	1.115014+03	1.115651+03	1.116197+03
76	THRU	80	1.363869+03	1.365778+03	1.597433+03	1.761001+03	1.760998+03
81	THRU	85	9.166590+02	9.039611+02	9.063472+02	9.239056+02	1.105038+03
86	THRU	90	1.105309+03	1.105819+03	1.106423+03	1.107123+03	1.107907+03
91	THRU	95	1.108495+03	1.363854+03	1.365787+03	1.597849+03	1.761107+03
96	THRU	100	1.761081+03	9.692802+02	9.436109+02	9.293945+02	9.356527+02
101	THRU	105	1.103510+03	1.103823+03	1.104380+03	1.105013+03	1.105723+03
106	THRU	110	1.106504+03	1.107080+03	1.364836+03	1.366748+03	1.598242+03
111	THRU	113	1.761075+03	1.761064+03	-6.000000+01		

HWC0R1	9.53450-01	HWC017	9.57107-01	HWC033	9.70704-01	HWC049	9.84808-01	HWC065	9.91120-01	HWC081	9.92016-01
HWC097	9.91493-01	Q1	2.70222+01	Q17	5.05127+01	Q33	3.71791+01	Q49	2.32851+01	Q65	1.65628+01
QB1	1.55202+01	Q97	8.07467+00	LOOPCT	4.00000+00						

TIME	2.00000+02	DTIMEU	5.00000-01	CSGM(IN(85)	1.53756-01	DTMPC(35)	1.46549+01	ARLXCC(5)	9.77585-01
------	------------	--------	------------	--------------	------------	------------	------------	------------	------------

1	THRU	5	4.165202+03	3.851783+03	3.458303+03	3.222102+03	1.442284+03
6	THRU	10	1.417842+03	1.388176+03	1.365524+03	1.349507+03	1.339776+03
11	THRU	15	1.337726+03	1.399117+03	1.400023+03	1.603983+03	1.762022+03
16	THRU	20	1.761992+03	3.907637+03	3.612445+03	3.251845+03	3.043991+03
21	THRU	25	1.385145+03	1.366464+03	1.343662+03	1.326181+03	1.313823+03
26	THRU	30	1.306331+03	1.304803+03	1.393556+03	1.394635+03	1.602862+03
31	THRU	35	1.762621+03	1.762349+03	2.883366+03	2.664622+03	2.440601+03
36	THRU	40	2.348541+03	1.269379+03	1.259296+03	1.247035+03	1.237714+03
41	THRU	45	1.231257+03	1.227489+03	1.226911+03	1.380828+03	1.382260+03
46	THRU	50	1.600275+03	1.761986+03	1.761848+03	1.687098+03	1.588595+03
51	THRU	55	1.519123+03	1.523283+03	1.166236+03	1.163479+03	1.160252+03

THERMAL RESPONSE OF THE GLFC FOR ORBIT 1 OF 5 MOR

56	THRU	60	1.157958+03	1.156587+03	1.156036+03	1.156267+03	1.370224+03
61	THRU	65	1.371957+03	1.598375+03	1.761358+03	1.761311+03	1.053721+03
66	THRU	70	1.034747+03	1.042159+03	1.074081+03	1.120570+03	1.120297+03
71	THRU	75	1.120152+03	1.120262+03	1.120623+03	1.121186+03	1.121709+03
76	THRU	80	1.364973+03	1.366857+03	1.597624+03	1.761112+03	1.761105+03
81	THRU	85	9.461120+02	9.332964+02	9.378227+02	9.585161+02	1.107164+03
86	THRU	90	1.107373+03	1.107810+03	1.108361+03	1.109026+03	1.109788+03
91	THRU	95	1.110369+03	1.364227+03	1.366152+03	1.597926+03	1.761168+03
96	THRU	100	1.761142+03	1.001225+03	9.746324+02	9.608945+02	9.688992+02
101	THRU	105	1.104903+03	1.105169+03	1.105669+03	1.106260+03	1.106943+03
106	THRU	110	1.107706+03	1.108276+03	1.365062+03	1.366969+03	1.598310+03
111	THRU	113	1.761130+03	1.761119+03	-6.000000+01		

HWC001	9.51392-01	HWC017	9.55581-01	HWC033	9.68809-01	HWC049	9.83618-01	HWC065	9.90613-01	HWC081	9.91728-01
HWC097	9.91179-01	Q1	2.77416+01	Q17	5.20032+01	Q33	3.89042+01	Q49	2.45144+01	Q65	1.70854+01
Q81	1.58533+01	Q97	8.25654+00	LOOPCT	4.00000+00						

TIME 2.02000+02 DTIMEU 5.00000-01 CS6 IN(85) 1.53866-01 DTMPCC(34) 1.37953+01 ARLXCC(5) 9.85291-01

1	THRU	5	4.204078+03	3.893785+03	3.499086+03	3.257200+03	1.473279+03
6	THRU	10	1.447338+03	1.415836+03	1.391761+03	1.374704+03	1.364308+03
11	THRU	15	1.362069+03	1.404602+03	1.405384+03	1.605065+03	1.762215+03
16	THRU	20	1.762184+03	3.948707+03	3.657209+03	3.295671+03	3.081981+03
21	THRU	25	1.412340+03	1.392455+03	1.368158+03	1.349505+03	1.336284+03
26	THRU	30	1.327233+03	1.326546+03	1.398406+03	1.399377+03	1.603829+03
31	THRU	35	1.762935+03	1.762617+03	2.935853+03	2.721082+03	2.497004+03
36	THRU	40	2.400514+03	1.287348+03	1.276522+03	1.263330+03	1.253273+03
41	THRU	45	1.246277+03	1.242160+03	1.241486+03	1.383930+03	1.385295+03
46	THRU	50	1.600884+03	1.762220+03	1.762055+03	1.729931+03	1.631737+03
51	THRU	55	1.562439+03	1.566453+03	1.174605+03	1.171561+03	1.167979+03
56	THRU	60	1.165406+03	1.163835+03	1.163155+03	1.163349+03	1.371707+03
61	THRU	65	1.373409+03	1.598657+03	1.761482+03	1.761424+03	1.073347+03
66	THRU	70	1.054454+03	1.063022+03	1.096413+03	1.123587+03	1.123233+03
71	THRU	75	1.122991+03	1.123028+03	1.123340+03	1.123871+03	1.124384+03
76	THRU	80	1.365540+03	1.367412+03	1.597729+03	1.761171+03	1.761162+03
81	THRU	85	9.587454+02	9.459072+02	9.512731+02	9.731475+02	1.108222+03
86	THRU	90	1.108403+03	1.108807+03	1.109335+03	1.109985+03	1.110737+03
91	THRU	95	1.111315+03	1.364426+03	1.366347+03	1.597966+03	1.761198+03
96	THRU	100	1.761171+03	1.014657+03	9.877342+02	9.742430+02	9.829582+02
101	THRU	105	1.105606+03	1.105850+03	1.106325+03	1.106898+03	1.107570+03
106	THRU	110	1.108325+03	1.108892+03	1.365184+03	1.367089+03	1.598343+03
111	THRU	113	1.761152+03	1.761143+03	-6.000000+01		

HWC001	9.50671-01	HWC017	9.55050-01	HWC033	9.68128-01	HWC049	9.83143-01	HWC065	9.90397-01	HWC081	9.91604-01
HWC097	9.91034-01	Q1	2.79991+01	Q17	5.25319+01	Q33	3.95281+01	Q49	2.50055+01	Q65	1.73073+01
Q81	1.59961+01	Q97	8.33296+00	LOOPCT	4.00000+00						

THERMAL RESPONSE OF THE GLFC FOR ORBIT 1 OF 5 MOR

TIME	2.04000+02	DTIMEU	5.00000-01	CS6MIN(85)	1.53991-01	DTMPCC(35)	1.26096+01	ARLXCC(5)	9.87457-01
1 THRU 5	4.213421+03	3.925093+03	3.534945+03	3.288558+03	1.504906+03				
6 THRU 10	1.477487+03	1.444178+03	1.418704+03	1.400625+03	1.389573+03				
11 THRU 15	1.387145+03	1.410667+03	1.411318+03	1.606304+03	1.762441+03				
16 THRU 20	1.762409+03	3.962997+03	3.691902+03	3.334452+03	3.115983+03				
21 THRU 25	1.440726+03	1.419157+03	1.393387+03	1.373580+03	1.359508+03				
26 THRU 30	1.350907+03	1.349058+03	1.403779+03	1.404637+03	1.604939+03				
31 THRU 35	1.763300+03	1.762930+03	2.971584+03	2.770706+03	2.549387+03				
36 THRU 40	2.448967+03	1.306035+03	1.294475+03	1.280359+03	1.269573+03				
41 THRU 45	1.262039+03	1.257575+03	1.256804+03	1.387386+03	1.388679+03				
46 THRU 50	1.601588+03	1.762493+03	1.762298+03	1.767571+03	1.673590+03				
51 THRU 55	1.605458+03	1.609225+03	1.183541+03	1.180208+03	1.176264+03				
56 THRU 60	1.173408+03	1.171632+03	1.170819+03	1.170977+03	1.373376+03				
61 THRU 65	1.375045+03	1.598986+03	1.761629+03	1.761558+03	1.092341+03				
66 THRU 70	1.074485+03	1.084376+03	1.119138+03	1.126904+03	1.126466+03				
71 THRU 75	1.176123+03	1.126083+03	1.126343+03	1.126840+03	1.127343+03				
76 THRU 80	1.366189+03	1.368048+03	1.597852+03	1.761242+03	1.761230+03				
81 THRU 85	9.710056+02	9.588075+02	9.651546+02	9.881762+02	1.109411+03				
86 THRU 90	1.109562+03	1.109933+03	1.110437+03	1.111071+03	1.111813+03				
91 THRU 95	1.112387+03	1.364658+03	1.366575+03	1.598013+03	1.761231+03				
96 THRU 100	1.761204+03	1.027140+03	1.000932+03	9.879629+02	9.974090+02				
101 THRU 105	1.106402+03	1.106623+03	1.107072+03	1.107627+03	1.108286+03				
106 THRU 110	1.109033+03	1.109597+03	1.365329+03	1.367231+03	1.598379+03				
111 THRU 113	1.761175+03	1.761167+03	=6.000000+01						

HWC01	9.50328-01	HWC017	9.54755-01	HWC033	9.67596-01	HWC049	9.82701-01	HWC065	9.90181-01	HWC081	9.91478-01
HWC097	9.90889-01	Q1	2.80283+01	Q17	5.26577+01	Q33	3.99211+01	Q49	2.54265+01	Q65	1.75196+01
Q81	1.61330+01	Q97	8.40265+00	LODPCT	4.00000+00						

TIME	2.06000+02	DTIMEU	5.00000-01	CS6MIN(85)	1.54132-01	DTMPCC(35)	1.10033+01	ARLXCC(5)	9.79340-01
1 THRU 5	4.210791+03	3.941972+03	3.562686+03	3.314163+03	1.536887+03				
6 THRU 10	1.508079+03	1.473045+03	1.446225+03	1.427154+03	1.415462+03				
11 THRU 15	1.412844+03	1.417337+03	1.417844+03	1.607714+03	1.762704+03				
16 THRU 20	1.762670+03	3.965108+03	3.712835+03	3.365344+03	3.144222+03				
21 THRU 25	1.448568+03	1.446386+03	1.419210+03	1.398290+03	1.383390+03				
26 THRU 30	1.374248+03	1.372238+03	1.409694+03	1.410432+03	1.606206+03				
31 THRU 35	1.763723+03	1.763294+03	2.996631+03	2.810437+03	2.595874+03				
36 THRU 40	2.492504+03	1.325302+03	1.313042+03	1.298035+03	1.286538+03				
41 THRU 45	1.278477+03	1.273671+03	1.272803+03	1.391212+03	1.392429+03				
46 THRU 50	1.602394+03	1.762812+03	1.762581+03	1.801257+03	1.712600+03				
51 THRU 55	1.647299+03	1.650964+03	1.193009+03	1.189390+03	1.185085+03				
56 THRU 60	1.181945+03	1.179962+03	1.179016+03	1.179137+03	1.375244+03				
61 THRU 65	1.376877+03	1.599367+03	1.761802+03	1.761715+03	1.110905+03				

THERMAL RESPONSE OF THE GLFC FOR ORBIT 1 OF 5 MOR

66	THRU	70	1.094420+03	1.105986+03	1.142019+03	1.130528+03	1.130003+03
71	THRU	75	1.129554+03	1.129435+03	1.129640+03	1.130102+03	1.130594+03
76	THRU	80	1.3669226+03	1.368772+03	1.597997+03	1.761325+03	1.761310+03
81	THRU	85	9.830421+02	9.717221+02	9.793196+02	1.003459+03	1.110740+03
86	THRU	90	1.110861+03	1.111196+03	1.111673+03	1.112292+03	1.113023+03
91	THRU	95	1.113594+03	1.364927+03	1.366839+03	1.598068+03	1.761269+03
96	THRU	100	1.761242+03	1.038943+03	1.013823+03	1.001858+03	1.012098+03
101	THRU	105	1.107298+03	1.107496+03	1.107919+03	1.108453+03	1.109099+03
106	THRU	110	1.109838+03	1.110399+03	1.365498+03	1.367397+03	1.598419+03
111	THRU	113	1.761200+03	1.761193+03	6.000000+01		

HWC0R1	9.50332-01	HWC017	9.54693-01	HWC033	9.67241-01	HWC049	9.82314-01	HWC065	9.89972-01	HWC081	9.91356-01
HWC097	9.90755-01	Q1	2.79801+01	Q17	5.26275+01	Q33	4.01824+01	Q49	2.57993+01	Q65	1.77262+01
Q81	1.62668+01	Q97	8.46802+00	LOOPCT	4.00000+00						

TIME 2.00000+02 DTIMEU 5.00000-01 CSGWIN(85) 1.54289-01 DTMPCC(51) 9.80850+00 ARLXCC(5) 9.59946-01

1	THRU	5	4.202199+03	3.949549+03	3.582015+03	3.332997+03	1.568819+03
6	THRU	10	1.538777+03	1.502181+03	1.474124+03	1.454129+03	1.441831+03
11	THRU	15	1.439026+03	1.424611+03	1.424979+03	1.609311+03	1.763009+03
16	THRU	20	1.762975+03	3.960866+03	3.724474+03	3.387954+03	3.165706+03
21	THRU	25	1.497030+03	1.473855+03	1.445404+03	1.423456+03	1.407781+03
26	THRU	30	1.398128+03	1.395958+03	1.416167+03	1.416779+03	1.607643+03
31	THRU	35	1.764212+03	1.763715+03	3.014942+03	2.842262+03	2.635694+03
36	THRU	40	2.530143+02	1.344945+03	1.332049+03	1.316220+03	1.304059+03
41	THRU	45	1.295499+03	1.290365+03	1.289402+03	1.395421+03	1.396559+03
46	THRU	50	1.603313+03	1.763181+03	1.762911+03	1.832258+03	1.749036+03
51	THRU	55	1.687308+03	1.690865+03	1.202946+03	1.199053+03	1.194400+03
56	THRU	60	1.190984+03	1.188799+03	1.187721+03	1.187804+03	1.377320+03
61	THRU	65	1.378916+03	1.599805+03	1.762003+03	1.761899+03	1.129310+03
66	THRU	70	1.114256+03	1.127612+03	1.164724+03	1.134454+03	1.133841+03
71	THRU	75	1.133286+03	1.133087+03	1.133236+03	1.133661+03	1.134142+03
76	THRU	80	1.367758+03	1.369590+03	1.598166+03	1.761422+03	1.761404+03
81	THRU	85	9.950580+02	9.846631+02	9.936214+02	1.018785+03	1.112214+03
86	THRU	90	1.112304+03	1.112602+03	1.113054+03	1.113655+03	1.114375+03
91	THRU	95	1.114942+03	1.365237+03	1.367142+03	1.598132+03	1.761313+03
96	THRU	100	1.761284+03	1.050416+03	1.026463+03	1.015760+03	1.026807+03
101	THRU	105	1.108302+03	1.108476+03	1.108870+03	1.109385+03	1.110018+03
106	THRU	110	1.110747+03	1.111306+03	1.365695+03	1.367591+03	1.598465+03
111	THRU	113	1.761225+03	1.761221+03	6.000000+01		

HWC0R1	9.50459-01	HWC017	9.54723-01	HWC033	9.66981-01	HWC049	9.81958-01	HWC065	9.89765-01	HWC081	9.91235-01
HWC097	9.90625-01	Q1	2.78968+01	Q17	5.25226+01	Q33	4.03655+01	Q49	2.61412+01	Q65	1.79309+01
Q81	1.64003+01	Q97	8.53143+00	LOOPCT	4.00000+00						

TIME 2.10000+02 DTIMEU 5.00000-01 CSGWIN(85) 1.54464-01 DTMPCC(51) 9.24622+00 ARLXCC(5) 9.32220-01

1	THRU	5	4.189455+03	3.950478+03	3.594100+03	3.345716+03	1.600396+03
---	------	---	-------------	-------------	-------------	-------------	-------------

THERMAL RESPONSE OF THE GLFC FOR ORBIT 1 OF 5 MOR

6	THRU	10	1.569285+03	1.531323+03	1.502169+03	1.481343+03	1.468493+03
11	THRU	15	1.465509+03	1.432513+03	1.432733+03	1.411109+03	1.763361+03
16	THRU	20	1.763326+03	3.952101+03	3.729282+03	3.403281+03	3.180986+03
21	THRU	25	1.525340+03	1.501306+03	1.471734+03	1.448873+03	1.432499+03
26	THRU	30	1.422377+03	1.420055+03	1.423207+03	1.423690+03	1.409265+03
31	THRU	35	1.764771+03	1.764200+03	3.027928+03	2.867547+03	2.669024+03
36	THRU	40	2.561834+03	1.364779+03	1.351324+03	1.334760+03	1.321997+03
41	THRU	45	1.312981+03	1.307545+03	1.306491+03	1.400026+03	1.401080+03
46	THRU	50	1.604355+03	1.763606+03	1.763292+03	1.860938+03	1.783102+03
51	THRU	55	1.725150+03	1.728449+03	1.213283+03	1.209134+03	1.204154+03
56	THRU	60	1.200477+03	1.198098+03	1.196894+03	1.196942+03	1.379615+03
61	THRU	65	1.381171+03	1.600307+03	1.762237+03	1.762114+03	1.147591+03
66	THRU	70	1.133977+03	1.149069+03	1.187015+03	1.138677+03	1.137976+03
71	THRU	75	1.137315+03	1.137035+03	1.137129+03	1.137517+03	1.137987+03
76	THRU	80	1.368692+03	1.370507+03	1.598362+03	1.761536+03	1.761514+03
81	THRU	85	1.007092+03	9.976340+02	1.007446+03	1.033995+03	1.113840+03
86	THRU	90	1.113897+03	1.114158+03	1.114583+03	1.115168+03	1.115876+03
91	THRU	95	1.116440+03	1.365591+03	1.367490+03	1.598207+03	1.761363+03
96	THRU	100	1.761333+03	1.061662+03	1.038904+03	1.029568+03	1.041382+03
101	THRU	105	1.109418+03	1.109567+03	1.109933+03	1.110428+03	1.111048+03
106	THRU	110	1.111768+03	1.112323+03	1.365922+03	1.367814+03	1.598517+03
111	THRU	113	1.761253+03	1.761252+03	-6.000000+01		

HWC01	9.50669-01	HWC017	9.54816-01	HWC033	9.66792-01	HWC049	9.81629-01	HWC065	9.89559-01	HWC081	9.91108-01
HWC097	9.90497-01	Q1	2.77894+01	Q17	5.23652+01	Q33	4.04873+01	Q49	2.64567+01	Q65	1.81342+01
SR1	1.65339+01	Q97	8.59352+00	LOOPCT	4.00000+00						

TIME 2.15000+02 DTIMEU 5.00000-01 CSGMIN(85) 1.54980-01 DTMPCC(51) 7.74579+00 ARLXCC(5) 8.56354+01

1	THRU	5	4.145029+03	3.932803+03	3.600895+03	3.357432+03	1.675882+03
6	THRU	10	1.643475+03	1.603071+03	1.571706+03	1.549189+03	1.535190+03
11	THRU	15	1.531798+03	1.454979+03	1.454815+03	1.616570+03	1.764486+03
16	THRU	20	1.764453+03	3.916242+03	3.720189+03	3.417386+03	3.198284+03
21	THRU	25	1.594327+03	1.568673+03	1.536953+03	1.512311+03	1.494542+03
26	THRU	30	1.483454+03	1.480786+03	1.443289+03	1.443435+03	1.614210+03
31	THRU	35	1.766532+03	1.765735+03	3.042051+03	2.907673+03	2.727524+03
36	THRU	40	2.618145+03	1.414329+03	1.399787+03	1.381776+03	1.367811+03
41	THRU	45	1.357863+03	1.351799+03	1.350544+03	1.413295+03	1.414130+03
46	THRU	50	1.607556+03	1.764954+03	1.764506+03	1.923268+03	1.858332+03
51	THRU	55	1.809402+03	1.811266+03	1.240456+03	1.235759+03	1.230073+03
56	THRU	60	1.225825+03	1.223023+03	1.221540+03	1.221506+03	1.386353+03
61	THRU	65	1.387801+03	1.601872+03	1.762988+03	1.762805+03	1.192482+03
66	THRU	70	1.182379+03	1.201152+03	1.240160+03	1.150451+03	1.149542+03
71	THRU	75	1.148626+03	1.148152+03	1.148113+03	1.148414+03	1.148857+03
76	THRU	80	1.037159+03	1.030001+03	1.043334+03	1.070952+03	1.118587+03
81	THRU	85	1.118564+03	1.118733+03	1.119092+03	1.119635+03	1.120316+03

THEMAL RESPONSE OF THE GLFC FOR ORBIT 1 OF 5 MOR

01 THRU	95	1.120870+03	1.366691+03	1.368572+03	1.598448+03	1.761523+03
06 THRU	100	1.761490+03	1.088961+03	1.069199+03	1.063253+03	1.076673+03
101 THRU	105	1.112733+03	1.112822+03	1.113117+03	1.113561+03	1.114150+03
106 THRU	110	1.114849+03	1.115395+03	1.366642+03	1.368523+03	1.598680+03
111 THRU	113	1.761333+03	1.761343+03	-6.000000+01		

HWC0R1	9.51441-01	HWC017	9.55238-01	HWC033	9.66566-01	HWC049	9.80912-01	HWC065	9.89052-01	HWC081	9.90769-01
HWC097	9.90188-01	Q1	2.74487+01	Q17	5.18111+01	Q33	4.05825+01	Q49	2.71398+01	Q65	1.86337+01
Q81	1.68679+01	Q97	8.74412+00	LOOPCT	4.00000+00						

TIME	2.20000+02	DTIMEU	5.00000-01	CSG-IN(85)	1.55614-01	DTMPC(1)	1.71842+01	ARLXCC(5)	7.63031-01
------	------------	--------	------------	-------------	------------	-----------	------------	------------	------------

1 THRU	5	4.035067+03	3.877983+03	3.581670+03	3.348422+03	1.744950+03
6 THRU	10	1.712364+03	1.671381+03	1.639055+03	1.615392+03	1.600429+03
11 THRU	15	1.596649+03	1.481119+03	1.480567+03	1.623570+03	1.766039+03
16 THRU	20	1.766010+03	3.819506+03	3.674703+03	3.404599+03	3.193791+03
21 THRU	25	1.659041+03	1.632859+03	1.599868+03	1.574003+03	1.555245+03
26 THRU	30	1.543436+03	1.540463+03	1.466757+03	1.466563+03	1.620580+03
31 THRU	35	1.768905+03	1.767822+03	3.009483+03	2.913481+03	2.756071+03
36 THRU	40	2.647827+03	1.462612+03	1.447394+03	1.428439+03	1.413662+03
41 THRU	45	1.403059+03	1.396536+03	1.395115+03	1.429032+03	1.429643+03
46 THRU	50	1.611723+03	1.766786+03	1.766170+03	1.962891+03	1.916566+03
51 THRU	55	1.878011+03	1.878081+03	1.268814+03	1.263703+03	1.257474+03
56 THRU	60	1.252782+03	1.249645+03	1.247939+03	1.247836+03	1.394560+03
61 THRU	65	1.395894+03	1.603953+03	1.764028+03	1.763769+03	1.232924+03
66 THRU	70	1.227872+03	1.249927+03	1.288905+03	1.163778+03	1.162680+03
71 THRU	75	1.161534+03	1.160086+03	1.160725+03	1.160946+03	1.161364+03
76 THRU	80	1.375064+03	1.376765+03	1.599849+03	1.762430+03	1.762379+03
81 THRU	85	1.065016+03	1.061256+03	1.077373+03	1.105795+03	1.124337+03
86 THRU	90	1.124235+03	1.124315+03	1.124611+03	1.125115+03	1.125771+03
91 THRU	95	1.126315+03	1.368144+03	1.370003+03	1.598786+03	1.761747+03
96 THRU	100	1.761709+03	1.112291+03	1.097355+03	1.095118+03	1.109730+03
101 THRU	105	1.116855+03	1.116882+03	1.117109+03	1.117506+03	1.118066+03
106 THRU	110	1.118744+03	1.119281+03	1.367619+03	1.369485+03	1.598905+03
111 THRU	113	1.761436+03	1.761462+03	-6.000000+01		

HWC0R1	9.53230-01	HWC017	9.56324-01	HWC033	9.66875-01	HWC049	9.80422-01	HWC065	9.88587-01	HWC081	9.90449-01
HWC097	9.99915-01	Q1	2.66290+01	Q17	5.03902+01	Q33	4.00715+01	Q49	2.75451+01	Q65	1.90789+01
Q81	1.71741+01	Q97	8.86986+00	LOOPCT	4.00000+00						

TIME	2.25000+02	DTIMEU	5.00000-01	CSG-IN(85)	1.56369-01	DTMPC(1)	2.23722+01	ARLXCC(5)	6.36353-01
------	------------	--------	------------	-------------	------------	-----------	------------	------------	------------

1 THRU	5	3.833112+03	3.745639+03	3.513584+03	3.303063+03	1.804615+03
6 THRU	10	1.773294+03	1.733352+03	1.701468+03	1.677856+03	1.662722+03
11 THRU	15	1.658719+03	1.510522+03	1.509596+03	1.632263+03	1.768127+03

THERMAL RESPONSE OF THE GLFC FOR ORBIT 1 OF 5 MOR

16	THRU	20	1.768107+03	3.637079+03	3.556858+03	3.345445+03	3.154297+03
21	THRU	25	1.715987+03	1.690674+03	1.658310+03	1.632422+03	1.613251+03
26	THRU	30	1.600956+03	1.597716+03	1.493245+03	1.492724+03	1.628527+03
31	THRU	35	1.772008+03	1.770578+03	2.913220+03	2.864385+03	2.745325+03
36	THRU	40	2.645016+03	1.507399+03	1.492171+03	1.473028+03	1.457978+03
41	THRU	45	1.447084+03	1.440314+03	1.438774+03	1.447060+03	1.447451+03
46	THRU	50	1.616978+03	1.769200+03	1.768380+03	1.969291+03	1.946700+03
51	THRU	55	1.924558+03	1.924162+03	1.297223+03	1.291911+03	1.285386+03
56	THRU	60	1.280432+03	1.277083+03	1.275230+03	1.275077+03	1.404220+03
61	THRU	65	1.405437+03	1.606631+03	1.765422+03	1.765070+03	1.264738+03
66	THRU	70	1.266377+03	1.292614+03	1.330492+03	1.178299+03	1.177058+03
71	THRU	75	1.175732+03	1.174944+03	1.174685+03	1.174843+03	1.175239+03
76	THRU	80	1.379409+03	1.381076+03	1.600990+03	1.763146+03	1.763077+03
81	THRU	85	1.087751+03	1.088602+03	1.108151+03	1.136617+03	1.131066+03
86	THRU	90	1.130895+03	1.130896+03	1.131138+03	1.131608+03	1.132242+03
91	THRU	95	1.132776+03	1.369999+03	1.371834+03	1.599246+03	1.622058+03
96	THRU	100	1.762013+03	1.127816+03	1.119706+03	1.122891+03	1.138503+03
101	THRU	105	1.121815+03	1.121788+03	1.121954+03	1.122311+03	1.122845+03
106	THRU	110	1.123506+03	1.124034+03	1.368898+03	1.370747+03	1.599210+03
111	THRU	113	1.761573+03	1.761623+03	-6.000000+01		

HWC001 9.56041-01 HWC017 9.58597-01 HWC033 9.68050-01 HWC049 9.80315-01 HWC065 9.88219-01 HWC081 9.90187-01
HWC097 9.89731-01 Q1 2.51949+01 Q17 4.78419+01 Q33 3.87636+01 Q49 2.75517+01 Q65 1.94221+01
Q81 1.74193+01 Q97 8.94874+00 LOOPCT 4.00000+00

TIME 2.30000+02 DTIMEU 5.00000-01 CSGMIN(85) 1.57237-01 DTMPCC(1) 1.43765+01 ARLXCC(21) 5.11780-01

1	THRU	5	3.642619+03	3.582844+03	3.403089+03	3.220307+03	1.851484+03
6	THRU	10	1.822933+03	1.785949+03	1.756016+03	1.733547+03	1.718924+03
11	THRU	15	1.714877+03	1.542487+03	1.541238+03	1.642719+03	1.770890+03
16	THRU	20	1.770878+03	3.461857+03	3.408903+03	3.245645+03	3.078894+03
21	THRU	25	1.762226+03	1.739011+03	1.708885+03	1.684450+03	1.666095+03
26	THRU	30	1.654129+03	1.650813+03	1.522191+03	1.521377+03	1.638123+03
31	THRU	35	1.776085+03	1.724189+03	2.809208+03	2.784821+03	2.698156+03
36	THRU	40	2.608960+03	1.546234+03	1.531764+03	1.513368+03	1.498771+03
41	THRU	45	1.488104+03	1.481410+03	1.479826+03	1.467039+03	1.467228+03
46	THRU	50	1.623409+03	1.772302+03	1.771241+03	1.962453+03	1.955184+03
51	THRU	55	1.946812+03	1.945871+03	1.324326+03	1.319081+03	1.312594+03
56	THRU	60	1.307637+03	1.304261+03	1.302376+03	1.302202+03	1.415230+03
61	THRU	65	1.416334+03	1.609976+03	1.767238+03	1.766776+03	1.291539+03
66	THRU	70	1.297832+03	1.326735+03	1.362038+03	1.193498+03	1.192180+03
71	THRU	75	1.190758+03	1.189895+03	1.189581+03	1.189702+03	1.190085+03
76	THRU	80	1.384551+03	1.386163+03	1.602459+03	1.764100+03	1.764009+03
81	THRU	85	1.107866+03	1.111963+03	1.133908+03	1.161309+03	1.138671+03
86	THRU	90	1.138450+03	1.138393+03	1.138596+03	1.139045+03	1.139664+03
91	THRU	95	1.140191+03	1.372294+03	1.374101+03	1.599857+03	1.762477+03
96	THRU	100	1.762425+03	1.140287+03	1.137026+03	1.144891+03	1.160846+03

THERMAL RESPONSE OF THE GLFC FOR ORBIT 1 OF 5 MOR

1-1	THRU	105	1.127587+03	1.127519+03	1.127641+03	1.127969+03	1.128488+03
1-6	THRU	110	1.129137+03	1.129657+03	1.1370520+03	1.1372350+03	1.1599617+03
1-11	THRU	113	1.761756+03	1.761840+03	-6.000000+01		

HWC01	9.58585-01	HWC017	9.60930-01	HWC033	9.69417-01	HWC049	9.80384-01	HWC065	9.87913-01	HWC081	9.89958-01
HWC097	9.89588-01	Q1	2.39248+01	Q17	4.55379+01	Q33	3.74376+01	Q49	2.74293+01	Q65	1.97139+01
QB1	1.76384+01	Q97	9.01292+00	LOOPCT	4.00000+00						

TIME 2.35000+02 DTIMEU 5.00000-01 CSGMIN(101) 1.58140-01 DTMPCC(1) 1.30046+01 ARLXCC(21) 4.12048-01

1	THRU	5	3.508505+03	3.453753+03	3.294428+03	3.132585+03	1.887446+03
6	THRU	10	1.861920+03	1.828557+03	1.801296+03	1.780606+03	1.766940+03
11	THRU	15	1.762980+03	1.575869+03	1.574375+03	1.654955+03	1.774475+03
16	THRU	20	1.774483+03	3.336279+03	3.288859+03	3.144989+03	2.997018+03
21	THRU	25	1.799015+03	1.778163+03	1.750880+03	1.728560+03	1.711617+03
26	THRU	30	1.700407+03	1.697145+03	1.552669+03	1.551628+03	1.649376+03
31	THRU	35	1.781226+03	1.778806+03	2.728658+03	2.712012+03	2.639428+03
36	THRU	40	2.559153+03	1.579183+03	1.565769+03	1.548604+03	1.534885+03
41	THRU	45	1.524779+03	1.518376+03	1.516807+03	1.488424+03	1.488444+03
46	THRU	50	1.631049+03	1.776245+03	1.774884+03	1.956110+03	1.956093+03
51	THRU	55	1.953420+03	1.950859+03	1.349507+03	1.344476+03	1.338240+03
56	THRU	60	1.333462+03	1.330198+03	1.328376+03	1.328206+03	1.427379+03
61	THRU	65	1.428381+03	1.614037+03	1.769545+03	1.768957+03	1.315831+03
66	THRU	70	1.324528+03	1.353353+03	1.385386+03	1.208937+03	1.207596+03
71	THRU	75	1.206147+03	1.205264+03	1.204938+03	1.205049+03	1.205426+03
76	THRU	80	1.390455+03	1.392012+03	1.604246+03	1.765335+03	1.765221+03
81	THRU	85	1.127055+03	1.132833+03	1.155159+03	1.180801+03	1.147022+03
86	THRU	90	1.146765+03	1.146673+03	1.146855+03	1.147295+03	1.147907+03
91	THRU	95	1.148429+03	1.375050+03	1.376828+03	1.600646+03	1.763032+03
96	THRU	100	1.762971+03	1.153132+03	1.152417+03	1.162362+03	1.177867+03
1-1	THRU	105	1.134121+03	1.134023+03	1.134118+03	1.134431+03	1.134945+03
1-6	THRU	110	1.135588+03	1.136101+03	1.372519+03	1.374327+03	1.600149+03
1-11	THRU	113	1.762002+03	1.762131+03	-6.000000+01		

HWC01	9.60318-01	HWC017	9.62552-01	HWC033	9.70451-01	HWC049	9.80441-01	HWC065	9.87632-01	HWC081	9.89737-01
HWC097	9.89438-01	Q1	2.30655+01	Q17	4.39492+01	Q33	3.64494+01	Q49	2.73355+01	Q65	1.99833+01
QB1	1.78512+01	Q97	9.08228+00	LOOPCT	4.00000+00						

TIME 2.40000+02 DTIMEU 5.00000-01 CSGMIN(101) 1.58983-01 DTMPCC(1) 1.29293+01 ARLXCC(12) 3.76678-01

1	THRU	5	3.379376+03	3.336062+03	3.196799+03	3.052898+03	1.916087+03
6	THRU	10	1.893249+03	1.863207+03	1.838483+03	1.819547+03	1.806873+03
11	THRU	15	1.803043+03	1.609401+03	1.607744+03	1.668742+03	1.778974+03
16	THRU	20	1.779016+03	3.215535+03	3.178727+03	3.053330+03	2.921591+03
21	THRU	25	1.829052+03	1.810343+03	1.785709+03	1.765412+03	1.749864+03

THEMAL RESPONSE OF THE GLFC FOR ORBIT 1 OF 5 MOR

26	THRU	30	1.739435+03	1.736264+03	1.583550+03	1.582353+03	1.662185+03
31	THRU	35	1.787465+03	1.784477+03	2.648648+03	2.640459+03	2.579796+03
36	THRU	40	2.507806+03	1.607577+03	1.595217+03	1.579333+03	1.566580+03
41	THRU	45	1.557130+03	1.551096+03	1.549568+03	1.510583+03	1.510472+03
46	THRU	50	1.639847+03	1.781191+03	1.779480+03	1.943035+03	1.949340+03
51	THRU	55	1.950809+03	1.947217+03	1.372789+03	1.368021+03	1.362103+03
56	THRU	60	1.357567+03	1.354468+03	1.352742+03	1.352587+03	1.440392+03
61	THRU	65	1.441306+03	1.618837+03	1.772419+03	1.771694+03	1.335301+03
66	THRU	70	1.346115+03	1.374386+03	1.403491+03	1.224355+03	1.223020+03
71	THRU	75	1.221581+03	1.220708+03	1.220391+03	1.220507+03	1.220883+03
76	THRU	80	1.397046+03	1.398550+03	1.606534+03	1.766897+03	1.766760+03
81	THRU	85	1.143514+03	1.150780+03	1.172998+03	1.196906+03	1.155999+03
86	THRU	90	1.155719+03	1.155606+03	1.155778+03	1.156217+03	1.156827+03
91	THRU	95	1.157345+03	1.378273+03	1.380020+03	1.601639+03	1.763749+03
96	THRU	100	1.763679+03	1.163799+03	1.165375+03	1.176634+03	1.191499+03
101	THRU	105	1.141358+03	1.141241+03	1.141319+03	1.141626+03	1.142141+03
106	THRU	110	1.142782+03	1.143290+03	1.374914+03	1.376699+03	1.600827+03
111	THRU	113	1.762329+03	1.762514+03	-6.000000+01		

HWC0R1	9.61971-01	HWC017	9.64098-01	HWC033	9.71471-01	HWC049	9.80572-01	HWC065	9.87403-01	HWC081	9.89545-01
HWC097	9.89312-01	Q1	2.22371+01	Q17	4.24203+01	Q33	3.54700+01	Q49	2.71666+01	Q65	2.01988+01
CF1	1.80336+01	497	9.13964+00	L00PCT	4.00000+00						

TIME 2.45000+02 DTIMEU 5.00000-01 CSGMIN(101) 1.59910-01 DTMPCC(1) 1.33142+01 ARLXCC(12) 3.65540-01

1	THRU	5	3.248266+03	3.220585+03	3.103604+03	2.976440+03	1.938656+03
6	THRU	10	1.918292+03	1.891308+03	1.868931+03	1.851635+03	1.839911+03
11	THRU	15	1.836231+03	1.642020+03	1.640269+03	1.683928+03	1.784453+03
16	THRU	20	1.784540+03	3.093415+03	3.070694+03	2.965508+03	2.849024+03
21	THRU	25	1.853364+03	1.836649+03	1.814481+03	1.796078+03	1.781846+03
26	THRU	30	1.772173+03	1.769113+03	1.613881+03	1.612591+03	1.676365+03
31	THRU	35	1.794804+03	1.791222+03	2.566627+03	2.567749+03	2.519364+03
36	THRU	40	2.455526+03	1.631868+03	1.620670+03	1.606122+03	1.594330+03
41	THRU	45	1.585544+03	1.579894+03	1.578421+03	1.532960+03	1.532755+03
46	THRU	50	1.649736+03	1.787095+03	1.785020+03	1.923435+03	1.935556+03
51	THRU	55	1.941072+03	1.937236+03	1.394178+03	1.389703+03	1.384146+03
56	THRU	60	1.379884+03	1.376975+03	1.375364+03	1.375231+03	1.453993+03
61	THRU	65	1.454833+03	1.624373+03	1.775908+03	1.775039+03	1.350021+03
66	THRU	70	1.362819+03	1.390662+03	1.417200+03	1.239546+03	1.238240+03
71	THRU	75	1.236839+03	1.235997+03	1.235701+03	1.235832+03	1.236209+03
76	THRU	80	1.404231+03	1.405686+03	1.609195+03	1.768828+03	1.768670+03
81	THRU	85	1.157079+03	1.165758+03	1.187851+03	1.210155+03	1.165481+03
86	THRU	90	1.165187+03	1.165065+03	1.165236+03	1.165678+03	1.166291+03
91	THRU	95	1.166805+03	1.381952+03	1.383668+03	1.602860+03	1.764655+03
96	THRU	100	1.764576+03	1.171922+03	1.175684+03	1.188090+03	1.202313+03
101	THRU	105	1.149224+03	1.149094+03	1.149165+03	1.149473+03	1.149993+03
106	THRU	110	1.150636+03	1.151139+03	1.377715+03	1.379474+03	1.601673+03

THE THERMAL RESPONSE OF THE GLFC FOR ORBIT 1 OF 5 MOR

111 THRU 113 1.762754+03 1.763011+03 -6.000000+01

HWCOR1 9.63645-01 HWC017 9.65658-01 HWC033 9.72516-01 HWC049 9.80776-01 HWC065 9.87229-01 HWC081 9.89386-01
 HWC097 9.89214-01 Q1 2.13985+01 Q17 4.08775+01 Q33 3.44485+01 Q49 2.69240+01 Q65 2.03608+01
 Q81 1.81835+01 Q97 9.18273+00 LOOPCT 4.00000+00

TIME 2.50000+02 DTIMEU 5.00000-01 CSGMIN(101) 1.60805-01 DTMPCC(1) 1.39996+01 ARLXCC(12) 9.55353-01

1	THRU	5	3.111722+03	3.102773+03	3.009935+03	2.899031+03	1.954350+03
6	THRU	10	1.936487+03	1.912566+03	1.892525+03	1.876852+03	1.866165+03
11	THRU	15	1.862708+03	1.870673+03	1.669057+03	1.700160+03	1.790953+03
16	THRU	20	1.791094+03	2.966903+03	2.960871+03	2.877432+03	2.775697+03
21	THRU	25	1.871018+03	1.856369+03	1.836737+03	1.820267+03	1.807370+03
26	THRU	30	1.798564+03	1.795888+03	1.640846+03	1.639671+03	1.691626+03
31	THRU	35	1.803226+03	1.799037+03	2.481783+03	2.492956+03	2.457251+03
36	THRU	40	2.401427+03	1.650691+03	1.640809+03	1.627861+03	1.617267+03
41	THRU	45	1.609255+03	1.604129+03	1.602782+03	1.553507+03	1.553363+03
46	THRU	50	1.660549+03	1.793958+03	1.791506+03	1.898177+03	1.915732+03
51	THRU	55	1.925287+03	1.921692+03	1.411762+03	1.407792+03	1.402842+03
56	THRU	60	1.399034+03	1.396416+03	1.395066+03	1.395021+03	1.466950+03
61	THRU	65	1.467811+03	1.630569+03	1.740171+03	1.779100+03	1.360341+03
66	THRU	70	1.375013+03	1.402559+03	1.426762+03	1.252688+03	1.251583+03
71	THRU	75	1.250419+03	1.249751+03	1.249557+03	1.249817+03	1.250248+03
76	THRU	80	1.411362+03	1.412818+03	1.612281+03	1.771204+03	1.771020+03
81	THRU	85	1.167927+03	1.177869+03	1.199873+03	1.220660+03	1.174134+03
86	THRU	90	1.173944+03	1.173947+03	1.174212+03	1.174710+03	1.175402+03
91	THRU	95	1.175950+03	1.385771+03	1.387481+03	1.604326+03	1.765799+03
96	THRU	100	1.765707+03	1.177485+03	1.183359+03	1.196863+03	1.210455+03
101	THRU	105	1.156576+03	1.156535+03	1.156714+03	1.157105+03	1.157676+03
106	THRU	110	1.158388+03	1.158916+03	1.380691+03	1.382444+03	1.602702+03
111	THRU	113	1.763301+03	1.763646+03	-6.000000+01		

HWCOR1 9.65386-01 HWC017 9.67272-01 HWC033 9.73598-01 HWC049 9.81045-01 HWC065 9.87103-01 HWC081 9.89259-01
 HWC097 9.89145-01 Q1 2.05297+01 Q17 3.92859+01 Q33 3.34353+01 Q49 2.66172+01 Q65 2.04731+01
 Q81 1.83018+01 Q97 9.21145+00 LOOPCT 3.00000+00

TIME 2.55000+02 DTIMEU 5.00000-01 CSGMIN(101) 1.61722-01 DTMPCC(1) 1.49789+01 ARLXCC(12) 8.98926-01

1	THRU	5	2.966542+03	2.979097+03	2.912424+03	2.817811+03	1.965026+03
6	THRU	10	1.949456+03	1.928395+03	1.910582+03	1.896507+03	1.886770+03
11	THRU	15	1.883507+03	1.697031+03	1.695402+03	1.716932+03	1.798453+03
16	THRU	20	1.798652+03	2.833275+03	2.846249+03	2.786217+03	2.699133+03
21	THRU	25	1.884034+03	1.871240+03	1.853933+03	1.839284+03	1.827694+03
26	THRU	30	1.819661+03	1.816937+03	1.665857+03	1.664663+03	1.707500+03
31	THRU	35	1.812676+03	1.807813+03	2.393066+03	2.415057+03	2.392568+03

THERMAL RESPONSE OF THE GLFC FOR ORBIT 1 OF 5 MOR

46	THRU	40	2.344708+03	1.666160+03	1.657398+03	1.645863+03	1.636380+03
41	THRU	45	1.629171+03	1.624522+03	1.623268+03	1.573125+03	1.572943+03
46	THRU	50	1.671960+03	1.801654+03	1.798857+03	1.867841+03	1.890561+03
51	THRU	55	1.904158+03	1.901218+03	1.427577+03	1.423940+03	1.419423+03
56	THRU	60	1.415962+03	1.413602+03	1.412409+03	1.412397+03	1.479734+03
61	THRU	65	1.480553+03	1.637268+03	1.785118+03	1.783868+03	1.366654+03
66	THRU	70	1.383062+03	1.410334+03	1.432366+03	1.265290+03	1.264243+03
71	THRU	75	1.263168+03	1.262577+03	1.262446+03	1.262747+03	1.263187+03
76	THRU	80	1.418649+03	1.420073+03	1.615738+03	1.774000+03	1.773816+03
81	THRU	85	1.175929+03	1.187256+03	1.209156+03	1.228479+03	1.182899+03
86	THRU	90	1.182713+03	1.182737+03	1.183026+03	1.183548+03	1.184259+03
91	THRU	95	1.184810+03	1.389826+03	1.391512+03	1.606020+03	1.767172+03
96	THRU	100	1.767079+03	1.180589+03	1.188491+03	1.203033+03	1.216009+03
101	THRU	105	1.164180+03	1.164141+03	1.164340+03	1.164754+03	1.165347+03
106	THRU	110	1.166074+03	1.166603+03	1.383910+03	1.385643+03	1.603906+03
111	THRU	113	1.763990+03	1.764441+03	-6.000000+01		

HWC01 9.67237-01 HWC017 9.68976-01 HWC033 9.74729-01 HWC049 9.81372-01 HWC065 9.87023-01 HWC081 9.89161-01
HWC097 9.89103-01 Q1 1.96130+01 Q17 3.76157+01 Q33 3.23592+01 Q49 2.62532+01 Q65 2.05402+01
G81 1.83901+01 Q97 9.22630+00 L00PCT 3.00000+00

TIME 2.60000+02 DTIMEU 5.00000-01 CSGMIN(101) 1.62686-01 DTMPCC(1) 1.34675+01 ARLXCC(17) 8.98315-01

1	THRU	5	2.818506+03	2.848960+03	2.808733+03	2.730421+03	1.971071+03
6	THRU	10	1.957773+03	1.939553+03	1.923951+03	1.911470+03	1.902698+03
11	THRU	15	1.899658+03	1.721511+03	1.719915+03	1.734072+03	1.806895+03
16	THRU	20	1.807149+03	2.697422+03	2.726272+03	2.689772+03	2.617282+03
21	THRU	25	1.892798+03	1.881846+03	1.866843+03	1.853993+03	1.843703+03
26	THRU	30	1.836452+03	1.833903+03	1.669286+03	1.688114+03	1.723791+03
31	THRU	35	1.822730+03	1.817425+03	2.303177+03	2.334097+03	2.324613+03
36	THRU	40	2.284617+03	1.678609+03	1.670974+03	1.660847+03	1.652466+03
41	THRU	45	1.646053+03	1.641881+03	1.640731+03	1.592039+03	1.591846+03
46	THRU	50	1.683858+03	1.810076+03	1.806954+03	1.834053+03	1.860871+03
51	THRU	55	1.878293+03	1.876269+03	1.441819+03	1.438541+03	1.434471+03
56	THRU	60	1.431360+03	1.429254+03	1.428214+03	1.428239+03	1.492492+03
61	THRU	65	1.493283+03	1.644431+03	1.790655+03	1.789235+03	1.369510+03
66	THRU	70	1.387317+03	1.414264+03	1.434242+03	1.277445+03	1.276475+03
71	THRU	75	1.275497+03	1.274982+03	1.274907+03	1.275243+03	1.275692+03
76	THRU	80	1.426188+03	1.427584+03	1.619560+03	1.777203+03	1.777032+03
81	THRU	85	1.181679+03	1.194075+03	1.215816+03	1.233716+03	1.191831+03
86	THRU	90	1.191659+03	1.191705+03	1.192016+03	1.192556+03	1.193279+03
91	THRU	95	1.193832+03	1.394180+03	1.395844+03	1.607949+03	1.768788+03
96	THRU	100	1.768699+03	1.181608+03	1.191234+03	1.206714+03	1.219088+03
101	THRU	105	1.172080+03	1.172053+03	1.172271+03	1.172705+03	1.173315+03
106	THRU	110	1.174054+03	1.174582+03	1.387426+03	1.389139+03	1.605297+03
111	THRU	113	1.764838+03	1.765411+03	-6.000000+01		

THERMAL RESPONSE OF THE GLFC FOR ORBIT 1 OF 5 MOR

HWC0R1 9.69159-01 HWC017 9.70738-01 HWC033 9.75890-01 HWC049 9.81742-01 HWC065 9.86983-01 HWC081 9.89090-01
 HWC097 9.89086-01 Q1 1.86931+01 Q17 3.59415+01 Q33 3.12794+01 Q49 2.58529+01 Q65 2.05689+01
 Q91 1.64524+01 Q97 9.22975+00 LOOPCT 3.00000+00

TIME 2.65000+02 DTIMEU 5.00000-01 CSGMIN(101) 1.63687-01 DTMPCC(1) 1.28596+01 ARLXCC(1) 9.34906-01

1	THRU	5	2.688417+03	2.727402+03	2.704599+03	2.640280+03	1.972938+03
6	THRU	10	1.961810+03	1.946337+03	1.932917+03	1.922036+03	1.914257+03
11	THRU	15	1.911469+03	1.743821+03	1.742291+03	1.751345+03	1.816207+03
16	THRU	20	1.816505+03	2.577439+03	2.613885+03	2.593019+03	2.533098+03
21	THRU	25	1.897689+03	1.888494+03	1.875728+03	1.864657+03	1.855670+03
26	THRU	30	1.849226+03	1.846877+03	1.710805+03	1.709684+03	1.740346+03
31	THRU	35	1.833577+03	1.827765+03	2.221867+03	2.256945+03	2.256105+03
36	THRU	40	2.222908+03	1.688223+03	1.681678+03	1.672936+03	1.665652+03
41	THRU	45	1.660040+03	1.656359+03	1.655325+03	1.609979+03	1.609797+03
46	THRU	50	1.696122+03	1.819124+03	1.815700+03	1.800843+03	1.829670+03
51	THRU	55	1.849290+03	1.848032+03	1.454477+03	1.451569+03	1.447964+03
56	THRU	60	1.445720+03	1.443381+03	1.442505+03	1.442570+03	1.505066+03
61	THRU	65	1.505839+03	1.652008+03	1.796723+03	1.795143+03	1.370081+03
66	THRU	70	1.388662+03	1.414884+03	1.432904+03	1.289055+03	1.288175+03
71	THRU	75	1.287308+03	1.286883+03	1.286874+03	1.287251+03	1.287710+03
76	THRU	80	1.433908+03	1.435280+03	1.623729+03	1.780832+03	1.780664+03
81	THRU	85	1.185827+03	1.198868+03	1.220154+03	1.236659+03	1.200835+03
86	THRU	90	1.200684+03	1.200761+03	1.201099+03	1.201662+03	1.202400+03
91	THRU	95	1.202955+03	1.398809+03	1.400451+03	1.610119+03	1.770654+03
96	THRU	100	1.770574+03	1.181653+03	1.192366+03	1.208296+03	1.220027+03
101	THRU	105	1.180194+03	1.180183+03	1.180428+03	1.180886+03	1.181517+03
106	THRU	110	1.182268+03	1.182797+03	1.391225+03	1.392918+03	1.606884+03
111	THRU	113	1.765861+03	1.766570+03	6.000000+01		

HWC0R1 9.70838-01 HWC017 9.72287-01 HWC033 9.76938-01 HWC049 9.82106-01 HWC065 9.86969-01 HWC081 9.89037-01
 HWC097 9.89080-01 Q1 1.79021+01 Q17 3.44924+01 Q33 3.03177+01 Q49 2.54456+01 Q65 2.05734+01
 Q91 1.84977+01 Q97 9.22853+00 LOOPCT 3.00000+00

TIME 2.70000+02 DTIMEU 5.00000-01 CSGMIN(101) 1.64768-01 DTMPCC(1) 1.30733+01 ARLXCC(12) 2.47955-01

1	THRU	5	2.559033+03	2.609421+03	2.603365+03	2.551616+03	1.971561+03
6	THRU	10	1.962384+03	1.949450+03	1.938075+03	1.928726+03	1.921903+03
11	THRU	15	1.919375+03	1.764595+03	1.763017+03	1.768524+03	1.826297+03
16	THRU	20	1.826628+03	2.458674+03	2.505018+03	2.499014+03	2.450387+03
21	THRU	25	1.899629+03	1.891978+03	1.881249+03	1.871834+03	1.864094+03
26	THRU	30	1.858417+03	1.856272+03	1.731009+03	1.729827+03	1.756945+03
31	THRU	35	1.844989+03	1.838718+03	2.142034+03	2.182071+03	2.189122+03
36	THRU	40	2.162068+03	1.695784+03	1.690174+03	1.682666+03	1.676392+03
41	THRU	45	1.671549+03	1.668311+03	1.667378+03	1.627386+03	1.627115+03
46	THRU	50	1.708623+03	1.828687+03	1.824993+03	1.766376+03	1.797154+03
51	THRU	55	1.818621+03	1.818202+03	1.466278+03	1.463610+03	1.460360+03

CHRYSLER IMPROVED NUMERICAL DIFFERENCING ANALYZER - C00045

(FORTRAN V VERSION)

THERMAL RESPONSE OF THE GLFC FOR ORBIT 1 OF 5 MOR

56	THRU	60	1.457923+03	1.456339+03	1.455575+03	1.455651+03	1.517772+03
61	THRU	65	1.518451+03	1.659942+03	1.803260+03	1.801542+03	1.368141+03
66	THRU	70	1.387392+03	1.412864+03	1.429166+03	1.300797+03	1.299875+03
71	THRU	75	1.299013+03	1.298614+03	1.298655+03	1.299017+03	1.299453+03
76	THRU	80	1.442021+03	1.443318+03	1.628203+03	1.784915+03	1.784750+03
81	THRU	85	1.188164+03	1.201782+03	1.222572+03	1.237819+03	1.210495+03
86	THRU	90	1.210246+03	1.210255+03	1.210561+03	1.211129+03	1.211832+03
91	THRU	95	1.212359+03	1.403862+03	1.405449+03	1.612535+03	1.772777+03
96	THRU	100	1.772717+03	1.180274+03	1.191995+03	1.208232+03	1.219364+03
101	THRU	105	1.189063+03	1.188959+03	1.189137+03	1.189563+03	1.190197+03
106	THRU	110	1.190913+03	1.191413+03	1.395436+03	1.397082+03	1.608678+03
111	THRU	113	1.767072+03	1.767931+03	-6.000000+01		

HWC0R1 9.72498-01 HWC017 9.73812-01 HWC033 9.77963-01 HWC049 9.82484-01 HWC065 9.86983-01 HWC081 9.89005-01
HWC097 9.89089-01 Q1 1.71171+01 Q17 3.30608+01 Q33 2.93748+01 Q49 2.50648+01 Q65 2.05496+01
Q81 1.85226+01 Q97 9.21935+01 LOOPCT 4.00000+00

TIME 1.00000+02 DTIMEU 4.75000+00 CS6MIN(12) 1.65518-01 DTMPCC(69) 1.37959+02 ARLXCC(101) 9.41788-01

1	THRU	5	1.975389+03	2.030498+03	2.066016+03	2.060101+03	1.919189+03
6	THRU	10	1.917512+03	1.914876+03	1.912243+03	1.909663+03	1.907524+03
11	THRU	15	1.906577+03	1.838601+03	1.838049+03	1.861072+03	1.897208+03
16	THRU	20	1.897455+03	1.921146+03	1.971410+03	2.002640+03	1.995574+03
21	THRU	25	1.866952+03	1.865608+03	1.863437+03	1.861259+03	1.859079+03
26	THRU	30	1.857264+03	1.856444+03	1.806941+03	1.806676+03	1.848259+03
31	THRU	35	1.918902+03	1.910990+03	1.769641+03	1.809172+03	1.835014+03
36	THRU	40	1.831234+03	1.704762+03	1.703730+03	1.702027+03	1.700417+03
41	THRU	45	1.699116+03	1.698294+03	1.698096+03	1.703536+03	1.703736+03
46	THRU	50	1.783328+03	1.892275+03	1.887504+03	1.578387+03	1.607542+03
51	THRU	55	1.631193+03	1.635341+03	1.511674+03	1.519909+03	1.513575+03
56	THRU	60	1.514774+03	1.515259+03	1.515660+03	1.516041+03	1.585255+03
61	THRU	65	1.586015+03	1.712188+03	1.849912+03	1.847539+03	1.328467+03
66	THRU	70	1.347459+03	1.368573+03	1.378561+03	1.305187+03	1.436508+03
71	THRU	75	1.346169+03	1.369947+03	1.380847+03	1.385531+03	1.386770+03
76	THRU	80	1.494361+03	1.495490+03	1.661495+03	1.816921+03	1.816800+03
81	THRU	85	1.179301+03	1.193428+03	1.211164+03	1.221419+03	1.271762+03
86	THRU	90	1.272498+03	1.273531+03	1.274315+03	1.275136+03	1.275995+03
91	THRU	95	1.276526+03	1.440917+03	1.442477+03	1.632947+03	1.791742+03
96	THRU	100	1.791736+03	1.157942+03	1.171142+03	1.186941+03	1.195638+03
101	THRU	105	1.243146+03	1.244815+03	1.246956+03	1.248189+03	1.249185+03
106	THRU	110	1.250106+03	1.250587+03	1.427892+03	1.429384+03	1.624766+03
111	THRU	113	1.779085+03	1.781093+03	-6.000000+01		

HWC0R1 9.79362-01 HWC017 9.80084-01 HWC033 9.81956-01 HWC049 9.84310-01 HWC065 9.87314-01 HWC081 9.89043-01
HWC097 9.89270-01 Q1 1.45863+00 Q17 2.85051+00 Q33 2.66210+00 Q49 2.42542+00 Q65 2.11988+00
Q81 1.94064+00 Q97 9.58030-01 LOOPCT 1.80000+01

THEMAL RESPONSE OF THE GLFC FOR ORBIT 1 OF 5 MOR

TIME	3.30000+02	DTIMEU	5.00000+00	CSGMIN(12)	1.64763-01	DTMPCC(69)	1.33023+02	ARLXCC(86)	3.32474-01
1	THRU	5	1.711773+03	1.748985+03	1.779270+03	1.783960+03	1.850346+03		
6	THRU	10	1.851790+03	1.854597+03	1.848146+03	1.854331+03	1.852103+03		
11	THRU	15	1.851892+03	1.848511+03	1.848729+03	1.919811+03	1.968009+03		
16	THRU	20	1.967677+03	1.672018+03	1.706557+03	1.733968+03	1.737348+03		
21	THRU	25	1.808747+03	1.813012+03	1.813752+03	1.811950+03	1.814119+03		
26	THRU	30	1.813190+03	1.813010+03	1.822325+03	1.822770+03	1.907723+03		
31	THRU	35	1.984599+03	1.977107+03	1.574073+03	1.603041+03	1.626589+03		
36	THRU	40	1.630713+03	1.685917+03	1.688461+03	1.686935+03	1.687288+03		
41	THRU	45	1.687521+03	1.687892+03	1.688143+03	1.734001+03	1.734679+03		
46	THRU	50	1.841087+03	1.951596+03	1.946920+03	1.451384+03	1.474662+03		
51	THRU	55	1.495832+03	1.502821+03	1.530195+03	1.537019+03	1.534646+03		
56	THRU	60	1.536215+03	1.536759+03	1.537274+03	1.537801+03	1.627417+03		
61	THRU	65	1.628431+03	1.760738+03	1.898943+03	1.896508+03	1.278797+03		
66	THRU	70	1.295728+03	1.314163+03	1.322926+03	1.338980+03	1.438143+03		
71	THRU	75	1.392681+03	1.409239+03	1.412013+03	1.409137+03	1.409856+03		
76	THRU	80	1.536837+03	1.538123+03	1.700005+03	1.855917+03	1.855960+03		
81	THRU	85	1.156988+03	1.170161+03	1.186089+03	1.194983+03	1.322838+03		
86	THRU	90	1.323755+03	1.323880+03	1.323867+03	1.324544+03	1.325972+03		
91	THRU	95	1.326595+03	1.479642+03	1.481158+03	1.660955+03	1.819811+03		
96	THRU	100	1.819881+03	1.132461+03	1.144874+03	1.159606+03	1.167716+03		
101	THRU	105	1.297971+03	1.299866+03	1.298263+03	1.305903+03	1.300103+03		
106	THRU	110	1.303045+03	1.303893+03	1.466470+03	1.466143+03	1.648678+03		
111	THRU	113	1.800385+03	1.803559+03	6.000000+01				

HWC0R1	9.82612-01	HWC017	9.83081-01	HWC033	9.84258-01	HWC049	9.85734-01	HWC065	9.87797-01	HWC081	9.89220-01
HWC097	9.89495-01	Q1	1.22942+00	Q17	2.41312+00	Q33	2.29968+00	Q49	2.15753+00	Q65	1.95828+00
Q81	1.81917+00	Q97	8.95804-01	LOOPCT	1.30000+01						

TIME	3.60000+02	DTIMEU	5.00000+00	CSGMIN(12)	1.65399-01	DTMPCC(69)	1.05287+02	ARLXCC(70)	5.94452-01
1	THRU	5	1.555941+03	1.584673+03	1.611204+03	1.619131+03	1.780100+03		
6	THRU	10	1.790955+03	1.788507+03	1.788548+03	1.792204+03	1.791631+03		
11	THRU	15	1.792092+03	1.834302+03	1.834912+03	1.949288+03	2.022520+03		
16	THRU	20	2.021406+03	1.523749+03	1.550689+03	1.575145+03	1.582020+03		
21	THRU	25	1.750449+03	1.761137+03	1.758672+03	1.759893+03	1.762218+03		
26	THRU	30	1.762579+03	1.763003+03	1.813231+03	1.814067+03	1.937811+03		
31	THRU	35	2.031000+03	2.024866+03	1.451289+03	1.474766+03	1.496441+03		
36	THRU	40	1.503025+03	1.657070+03	1.658730+03	1.660072+03	1.661178+03		
41	THRU	45	1.662289+03	1.663259+03	1.663810+03	1.740498+03	1.741537+03		
46	THRU	50	1.876507+03	1.995293+03	1.991358+03	1.361833+03	1.381422+03		
51	THRU	55	1.400852+03	1.409908+03	1.531861+03	1.538052+03	1.537075+03		
56	THRU	60	1.538660+03	1.539807+03	1.540786+03	1.541283+03	1.649180+03		
61	THRU	65	1.650396+03	1.797544+03	1.939592+03	1.937466+03	1.233927+03		

THERMAL RESPONSE OF THE GLFC FOR ORBIT 1 OF 5 MOR

66	THRU	70	1.249383+03	1.266643+03	1.275278+03	1.375295+03	1.447729+03
71	THRU	75	1.423502+03	1.432043+03	1.433342+03	1.432696+03	1.433818+03
76	THRU	80	1.567400+03	1.568822+03	1.734171+03	1.892585+03	1.892910+03
81	THRU	85	1.133356+03	1.145866+03	1.161009+03	1.169631+03	1.358294+03
86	THRU	90	1.357712+03	1.358227+03	1.357654+03	1.357176+03	1.362147+03
91	THRU	95	1.362720+03	1.512918+03	1.514532+03	1.691250+03	1.851258+03
96	THRU	100	1.851476+03	1.109362+03	1.121172+03	1.135484+03	1.143647+03
101	THRU	105	1.348847+03	1.336599+03	1.337081+03	1.344183+03	1.340936+03
106	THRU	110	1.343739+03	1.344260+03	1.498498+03	1.499951+03	1.676711+03
111	THRU	113	1.828345+03	1.832210+03	-6.000000+01		

HWC001 9.84424-01 HWC017 9.84807-01 HWC033 9.85662-01 HWC049 9.86730-01 HWC065 9.88250-01 HWC081 9.89429-01
HWC097 9.97704-01 Q1 1.13844+00 Q17 2.24008+00 Q33 2.15676+00 Q49 2.05451+00 Q65 1.90716+00
Q91 1.79242+00 Q97 8.82668-01 LOOPCT 1.00000+01

TIME 1.90000+02 DTIMEU 5.00000+00 CS6MIN(12) 1.66504-01 DTMPCC(69) 7.13879+01 ARLXCC(102) 2.03979-01

1	THRU	5	1.450086+03	1.473862+03	1.497592+03	1.506736+03	1.725993+03
6	THRU	10	1.732109+03	1.732852+03	1.733934+03	1.735962+03	1.736650+03
11	THRU	15	1.737336+03	1.812467+03	1.813480+03	1.959953+03	2.057623+03
16	THRU	20	2.055860+03	1.423108+03	1.445565+03	1.467764+03	1.476086+03
21	THRU	25	1.702692+03	1.709670+03	1.709895+03	1.711422+03	1.712818+03
26	THRU	30	1.714392+03	1.714967+03	1.795268+03	1.796456+03	1.948804+03
31	THRU	35	2.058885+03	2.054212+03	1.366064+03	1.386102+03	1.406306+03
36	THRU	40	1.414327+03	1.628132+03	1.629569+03	1.631312+03	1.632960+03
41	THRU	45	1.634263+03	1.635466+03	1.636165+03	1.735876+03	1.737227+03
46	THRU	50	1.894693+03	2.023146+03	2.020102+03	1.295453+03	1.312856+03
51	THRU	55	1.331132+03	1.341328+03	1.527484+03	1.532663+03	1.532343+03
56	THRU	60	1.534102+03	1.535759+03	1.536617+03	1.537583+03	1.659542+03
61	THRU	65	1.660954+03	1.822903+03	1.969351+03	1.976731+03	1.196424+03
66	THRU	70	1.210743+03	1.227278+03	1.236143+03	1.406483+03	1.455887+03
71	THRU	75	1.440956+03	1.446344+03	1.447055+03	1.447499+03	1.448675+03
76	THRU	80	1.589226+03	1.590748+03	1.761807+03	1.922956+03	1.923533+03
81	THRU	85	1.112064+03	1.124020+03	1.138760+03	1.147397+03	1.382678+03
86	THRU	90	1.382900+03	1.384441+03	1.385537+03	1.386023+03	1.388326+03
91	THRU	95	1.386521+03	1.540565+03	1.542195+03	1.719431+03	1.881296+03
96	THRU	100	1.881694+03	1.089951+03	1.101311+03	1.115429+03	1.123797+03
101	THRU	105	1.375113+03	1.365909+03	1.367539+03	1.371547+03	1.370697+03
106	THRU	110	1.371868+03	1.372476+03	1.527396+03	1.528885+03	1.704786+03
111	THRU	113	1.858204+03	1.862227+03	-6.000000+01		

HWC001 9.85590-01 HWC017 9.85907-01 HWC033 9.86585-01 HWC049 9.87423-01 HWC065 9.88603-01 HWC081 9.89597-01
HWC097 9.89854-01 Q1 1.07727+00 Q17 2.12361+00 Q33 2.05853+00 Q49 1.97781+00 Q65 1.86433+00
Q91 1.76822+00 Q97 8.71586-01 LOOPCT 1.20000+01

TIME 4.25000+02 DTIMEU 1.00000+01 CS6MIN(12) 1.67720-01 DTMPCC(69) 5.93024+01 ARLXCC(5) 6.25854-01

1	THRU	5	1.360802+03	1.380885+03	1.402202+03	1.411678+03	1.675709+03
---	------	---	-------------	-------------	-------------	-------------	-------------

THEMAL RESPONSE OF THE GLFC FOR ORBIT 1 OF 5 MOR

6	THRU	10	1.673861+03	1.676510+03	1.678438+03	1.681930+03	1.682273+03
11	THRU	15	1.683292+03	1.785142+03	1.786872+03	1.958322+03	2.078395+03
16	THRU	20	2.076190+03	1.338478+03	1.357615+03	1.377804+03	1.386730+03
21	THRU	25	1.657968+03	1.656467+03	1.662706+03	1.662250+03	1.662287+03
26	THRU	30	1.663695+03	1.664921+03	1.771590+03	1.773001+03	1.947535+03
31	THRU	35	2.073840+03	2.070602+03	1.293523+03	1.310994+03	1.329813+03
36	THRU	40	1.338531+03	1.594067+03	1.597394+03	1.598904+03	1.600556+03
41	THRU	45	1.606095+03	1.602698+03	1.603809+03	1.724534+03	1.725846+03
46	THRU	50	1.901747+03	2.040228+03	2.038118+03	1.237224+03	1.252782+03
51	THRU	55	1.270118+03	1.280949+03	1.522324+03	1.519948+03	1.522970+03
56	THRU	60	1.524000+03	1.525282+03	1.526840+03	1.527495+03	1.663333+03
61	THRU	65	1.064865+03	1.840534+03	1.991805+03	1.990576+03	1.160756+03
66	THRU	70	1.174073+03	1.190099+03	1.198971+03	1.476919+03	1.437517+03
71	THRU	75	1.454740+03	1.453065+03	1.454891+03	1.455522+03	1.455988+03
76	THRU	80	1.607039+03	1.607160+03	1.785767+03	1.949562+03	1.950341+03
81	THRU	85	1.090839+03	1.102236+03	1.116673+03	1.125480+03	1.405673+03
86	THRU	90	1.398758+03	1.407317+03	1.408240+03	1.407998+03	1.407503+03
91	THRU	95	1.411095+03	1.565368+03	1.567006+03	1.747299+03	1.911306+03
96	THRU	100	1.911878+03	1.071352+03	1.082443+03	1.096444+03	1.104933+03
101	THRU	105	1.381997+03	1.390685+03	1.390490+03	1.391627+03	1.393333+03
106	THRU	110	1.394996+03	1.395586+03	1.553984+03	1.555537+03	1.733843+03
111	THRU	113	1.890539+03	1.894295+03	-6.000000+01		

HWC001	9.86474-01	HWC017	9.86744-01	HWC033	9.87296-01	HWC049	9.87983-01	HWC065	9.88927-01	HWC081	9.89774-01
HWC097	9.90007-01	Q1	5.14480-01	Q17	1.01611+00	Q33	9.90015-01	Q49	9.57446-01	Q65	9.13081-01
Q01	8.72908-01	Q97	4.30889-01	LOOPCT	1.30000+01						

TIME	7.25000+02	DTIME	1.00000+01	CSGMIN(12)	1.77202-01	DTMPC(21)	2.97572+01	ARLXCC(70)	7.96494-01
1	THRU	5	1.052878+03	1.063249+03	1.076573+03	1.084751+03	1.434269+03		
6	THRU	10	1.430744+03	1.440987+03	1.433326+03	1.440040+03	1.439083+03		
11	THRU	15	1.441268+03	1.622274+03	1.624824+03	1.833261+03	2.000137+03		
16	THRU	20	1.998999+03	1.047188+03	1.057402+03	1.070556+03	1.078587+03		
21	THRU	25	1.447049+03	1.424530+03	1.434015+03	1.433965+03	1.435677+03		
26	THRU	30	1.438912+03	1.437096+03	1.619190+03	1.620993+03	1.828636+03		
31	THRU	35	1.993076+03	1.993354+03	1.041700+03	1.051976+03	1.065131+03		
36	THRU	40	1.073689+03	1.420367+03	1.420010+03	1.422742+03	1.424288+03		
41	THRU	45	1.425902+03	1.427552+03	1.428427+03	1.606537+03	1.613039+03		
46	THRU	50	1.818614+03	1.983653+03	1.983904+03	1.027983+03	1.037876+03		
51	THRU	55	1.050891+03	1.061123+03	1.408701+03	1.408616+03	1.411773+03		
56	THRU	60	1.413062+03	1.415044+03	1.415750+03	1.417591+03	1.600698+03		
61	THRU	65	1.602301+03	1.807787+03	1.973731+03	1.974158+03	1.013281+03		
66	THRU	70	1.022800+03	1.035661+03	1.044090+03	1.406468+03	1.388935+03		
71	THRU	75	1.396882+03	1.398962+03	1.401247+03	1.403324+03	1.403874+03		
76	THRU	80	1.592416+03	1.593786+03	1.798707+03	1.966556+03	1.967272+03		
81	THRU	85	9.920013+02	1.001080+03	1.013407+03	1.021507+03	1.396795+03		
86	THRU	90	1.391822+03	1.396540+03	1.396869+03	1.398390+03	1.399652+03		

THERMAL RESPONSE OF THE GLFC FOR ORBIT 1 OF 5 MOR

01	THRU	95	1.401362+03	1.587202+03	1.589322+03	1.793479+03	1.961776+03
06	THRU	100	1.962495+03	9.883577+02	9.973915+02	1.009766+03	1.018039+03
101	THRU	105	1.388407+03	1.392915+03	1.396084+03	1.391487+03	1.400710+03
106	THRU	110	1.397871+03	1.398691+03	1.585525+03	1.589543+03	1.792974+03
111	THRU	113	1.962136+03	1.962363+03	-6.000000+01		

HWC0R1	9.90216-01	HWC017	9.90284-01	HWC033	9.90352-01	HWC049	9.90517-01	HWC065	9.90696-01	HWC081	9.90941-01
HWC097	9.90981-01	Q1	4.25720-01	Q17	8.48045-01	Q33	8.44693-01	Q49	8.36981-01	Q65	8.28670-01
Q81	8.16443-01	Q97	4.07149-01	LOOPCT	1.50000+01						

TIME 1.02500+03 DTIMEU 1.00000+01 CSG-IN(69) 1.79616-01 DTMPCC(21) 2.59469+02 ARLXCC(24) 7.95532-01

1	THRU	5	9.400378+02	9.478481+02	9.583921+02	9.651297+02	1.316418+03
6	THRU	10	1.322958+03	1.290984+03	1.328810+03	1.316213+03	1.321868+03
11	THRU	15	1.307869+03	1.526986+03	1.529638+03	1.745196+03	1.912700+03
16	THRU	20	1.912298+03	9.393321+02	9.471761+02	9.577548+02	9.644431+02
21	THRU	25	1.184766+03	1.384608+03	1.269433+03	1.313479+03	1.323174+03
26	THRU	30	1.332038+03	1.306393+03	1.525433+03	1.527879+03	1.743564+03
31	THRU	35	1.909300+03	1.909753+03	9.432366+02	9.512015+02	9.619369+02
36	THRU	40	9.689257+02	1.313109+03	1.312750+03	1.313527+03	1.316811+03
41	THRU	45	1.316938+03	1.318378+03	1.319446+03	1.528229+03	1.525388+03
46	THRU	50	1.742189+03	1.907280+03	1.907710+03	9.404264+02	9.483292+02
51	THRU	55	9.589587+02	9.674765+02	1.310912+03	1.315554+03	1.314949+03
56	THRU	60	1.316975+03	1.318082+03	1.318895+03	1.320911+03	1.524456+03
61	THRU	65	1.526242+03	1.741634+03	1.906454+03	1.906873+03	9.377629+02
66	THRU	70	9.456349+02	9.563174+02	9.633783+02	1.329109+03	1.311551+03
71	THRU	75	1.313833+03	1.320293+03	1.317992+03	1.319858+03	1.320242+03
76	THRU	80	1.524492+03	1.525836+03	1.741740+03	1.906667+03	1.907076+03
81	THRU	85	9.267173+02	9.343350+02	9.446398+02	9.514138+02	1.309099+03
86	THRU	90	1.313042+03	1.311978+03	1.319933+03	1.317298+03	1.317840+03
91	THRU	95	1.320888+03	1.526385+03	1.528329+03	1.742993+03	1.908143+03
96	THRU	100	1.908551+03	9.268512+02	9.344848+02	9.448842+02	9.518032+02
101	THRU	105	1.298686+03	1.320516+03	1.317350+03	1.316537+03	1.319632+03
106	THRU	110	1.320155+03	1.321387+03	1.526714+03	1.530080+03	1.744332+03
111	THRU	113	1.910906+03	1.910596+03	-6.000000+01		

HWC0R1	9.91474-01	HWC017	9.91482-01	HWC033	9.91442-01	HWC049	9.91472-01	HWC065	9.91501-01	HWC081	9.91617-01
HWC097	9.91617-01	Q1	3.93710-01	Q17	7.86918-01	Q33	7.89014-01	Q49	7.87401-01	Q65	7.85857-01
Q81	7.79622-01	Q97	3.89841-01	LOOPCT	1.20000+01						

TIME 1.32500+03 DTIMEU 1.00000+01 CSG-IN(69) 1.71241-01 DTMPCC(21) 1.55540+02 ARLXCC(74) 6.94580-01

1	THRU	5	8.789944+02	8.856448+02	8.947821+02	9.009306+02	1.254382+03
6	THRU	10	1.255067+03	1.253793+03	1.260591+03	1.255892+03	1.263543+03
11	THRU	15	1.258563+03	1.482029+03	1.480600+03	1.701653+03	1.865310+03

THEMAL RESPONSE OF THE GLFC FOR ORBIT 1 OF 5 MOR

16	THRU	20	1.865038+03	8.788276+02	8.854502+02	8.945586+02	9.006794+02
21	THRU	25	1.179046+03	1.285518+03	1.245722+03	1.258460+03	1.262503+03
26	THRU	30	1.261597+03	1.255811+03	1.477687+03	1.479900+03	1.700272+03
31	THRU	35	1.863245+03	1.863460+03	8.834201+02	8.905287+02	8.996611+02
36	THRU	40	9.059765+02	1.251819+03	1.251937+03	1.253086+03	1.254663+03
41	THRU	45	1.255807+03	1.256623+03	1.259496+03	1.476848+03	1.476796+03
46	THRU	50	1.698336+03	1.861494+03	1.861771+03	8.815116+02	8.882168+02
51	THRU	55	8.974511+02	9.049169+02	1.245022+03	1.254370+03	1.250618+03
56	THRU	60	1.252815+03	1.255109+03	1.255183+03	1.256387+03	1.473909+03
61	THRU	65	1.475858+03	1.697200+03	1.860554+03	1.860828+03	8.804232+02
66	THRU	70	8.871512+02	8.963971+02	9.025814+02	1.252361+03	1.243844+03
71	THRU	75	1.247703+03	1.248226+03	1.252767+03	1.253426+03	1.254029+03
76	THRU	80	1.473668+03	1.475425+03	1.697065+03	1.860560+03	1.860844+03
81	THRU	85	8.715473+02	8.781042+02	8.869735+02	8.930161+02	1.250608+03
86	THRU	90	1.251628+03	1.251815+03	1.254404+03	1.253645+03	1.255666+03
91	THRU	95	1.256695+03	1.475073+03	1.477067+03	1.698166+03	1.861655+03
96	THRU	100	1.861923+03	8.723451+02	8.789088+02	8.877354+02	8.939579+02
101	THRU	105	1.246084+03	1.253241+03	1.251788+03	1.252780+03	1.255028+03
106	THRU	110	1.255117+03	1.256343+03	1.475854+03	1.478563+03	1.699347+03
111	THRU	113	1.863590+03	1.863363+03	-6.000000+01		

HWC081 9.92114-01 HWC017 9.92116-01 HWC033 9.92063-01 HWC049 9.92088-01 HWC065 9.92099-01 HWC081 9.92191-01
 HWC097 9.92183-01 Q1 3.76387-01 Q17 7.52730-01 Q33 7.54331-01 Q49 7.54174-01 Q65 7.53478-01
 Q91 7.48428-01 Q97 3.74468-01 L00PCT 1.30000+01

TIME 1.42500+03 DTIMEU 1.00000+01 CSGWIN(69) 1.65572-01 DTMPC(21) 1.26215+02 ARLXCC(88) 8.31528-01

1	THRU	5	8.360076+02	8.419153+02	8.500882+02	8.555954+02	1.211062+03
6	THRU	10	1.209729+03	1.209819+03	1.213288+03	1.211996+03	1.215966+03
11	THRU	15	1.211360+03	1.444902+03	1.446017+03	1.670023+03	1.832610+03
16	THRU	20	1.832401+03	8.363859+02	8.415791+02	8.500346+02	8.553679+02
21	THRU	25	1.144911+03	1.230665+03	1.199110+03	1.210880+03	1.210491+03
26	THRU	30	1.214139+03	1.212807+03	1.441491+03	1.445029+03	1.668947+03
31	THRU	35	1.831029+03	1.831395+03	8.412241+02	8.473008+02	8.556265+02
36	THRU	40	8.612566+02	1.186416+03	1.222634+03	1.194553+03	1.200619+03
41	THRU	45	1.202300+03	1.221914+03	1.205049+03	1.440068+03	1.442221+03
46	THRU	50	1.667321+03	1.629950+03	1.830136+03	8.406106+02	8.466686+02
51	THRU	55	8.549508+02	8.617760+02	1.202888+03	1.206743+03	1.206613+03
56	THRU	60	1.208334+03	1.209233+03	1.210277+03	1.211110+03	1.439452+03
61	THRU	65	1.441980+03	1.668889+03	1.829459+03	1.829693+03	8.402659+02
66	THRU	70	8.461734+02	8.545591+02	8.602479+02	1.212623+03	1.202533+03
71	THRU	75	1.208913+03	1.207607+03	1.209871+03	1.209662+03	1.210487+03
76	THRU	80	1.439838+03	1.442351+03	1.667079+03	1.829722+03	1.829892+03
81	THRU	85	8.319273+02	8.377588+02	8.456558+02	8.515092+02	1.221452+03
86	THRU	90	1.184118+03	1.214420+03	1.211575+03	1.209595+03	1.211240+03
91	THRU	95	1.208700+03	1.441224+03	1.443605+03	1.668326+03	1.830783+03
96	THRU	100	1.830956+03	8.328440+02	8.388963+02	8.468026+02	8.523529+02

THERMAL RESPONSE OF THE GLFC FOR ORBIT 1 OF 5 MOR

101	THRU	105	1.206272+03	1.205086+03	1.207184+03	1.207284+03	1.208188+03
106	THRU	110	1.208646+03	1.209551+03	1.442879+03	1.444912+03	1.669363+03
111	THRU	113	1.832266+03	1.832083+03	-6.000000+01		

HWC001	9.92561-01	HWC017	9.92567-01	HWC033	9.92506-01	HWC049	9.92512-01	HWC065	9.92518-01	HWC081	9.92603-01
HWC097	9.92593-01	Q1	3.64238-01	Q17	7.30514-01	Q33	7.31178-01	Q49	7.30865-01	Q65	7.31066-01
Q61	7.26156-01	Q97	3.63340-01	LOOPCT	1.50000+01						

TIME	1.92500+03	DTIMEU	1.00000+01	CSGMIN(85)	1.60490-01	DTMPCC(21)	1.73029+02	ARLXCC(24)	4.58267-01
------	------------	--------	------------	-------------	------------	-------------	------------	-------------	------------

1	THRU	5	8.066950+02	8.121116+02	8.196740+02	8.248386+02	1.172703+03
6	THRU	10	1.172902+03	1.173963+03	1.174854+03	1.175438+03	1.177296+03
11	THRU	15	1.176588+03	1.419294+03	1.421129+03	1.648398+03	1.810507+03
16	THRU	20	1.810316+03	8.071363+02	8.124431+02	8.199110+02	8.250800+02
21	THRU	25	1.087304+03	1.208963+03	1.162050+03	1.176640+03	1.177205+03
26	THRU	30	1.176639+03	1.176732+03	1.417139+03	1.419637+03	1.647248+03
31	THRU	35	1.809106+03	1.809226+03	8.116840+02	8.171820+02	8.249223+02
36	THRU	40	8.302327+02	1.160180+03	1.177641+03	1.171200+03	1.175200+03
41	THRU	45	1.174393+03	1.179336+03	1.172632+03	1.416053+03	1.417365+03
46	THRU	50	1.645671+03	1.807734+03	1.807886+03	8.097749+02	8.152603+02
51	THRU	55	8.229250+02	8.292196+02	1.168955+03	1.171293+03	1.173344+03
56	THRU	60	1.172768+03	1.174102+03	1.174109+03	1.177662+03	1.414236+03
61	THRU	65	1.416338+03	1.644572+03	1.806819+03	1.806986+03	1.808355+02
66	THRU	70	8.138211+02	8.214977+02	8.267588+02	1.172862+03	1.168291+03
71	THRU	75	1.171258+03	1.171499+03	1.173176+03	1.173612+03	1.174463+03
76	THRU	80	1.413675+03	1.415798+03	1.644175+03	1.806587+03	1.806769+03
81	THRU	85	7.999235+02	8.051985+02	8.125589+02	8.175732+02	1.179904+03
86	THRU	90	1.165960+03	1.171074+03	1.170807+03	1.173089+03	1.170721+03
91	THRU	95	1.178032+03	1.414484+03	1.416741+03	1.644798+03	1.807134+03
96	THRU	100	1.807298+03	8.004936+02	8.058263+02	8.132621+02	8.183532+02
101	THRU	105	1.168123+03	1.168738+03	1.170166+03	1.170767+03	1.170228+03
106	THRU	110	1.173552+03	1.173635+03	1.415711+03	1.417902+03	1.645634+03
111	THRU	113	1.808283+03	1.808154+03	-6.000000+01		

HWC001	9.92865-01	HWC017	9.92863-01	HWC033	9.92814-01	HWC049	9.92834-01	HWC065	9.92849-01	HWC081	9.92935-01
HWC097	9.92929-01	Q1	3.55967-01	Q17	7.12031-01	Q33	7.14769-01	Q49	7.13620-01	Q65	7.12829-01
Q61	7.08082-01	Q97	3.54206-01	LOOPCT	1.20000+01						

TIME	2.22500+03	DTIMEU	1.00000+01	CSGMIN(69)	1.57901-01	DTMPCC(21)	1.03222+02	ARLXCC(53)	8.36914-01
------	------------	--------	------------	-------------	------------	-------------	------------	-------------	------------

1	THRU	5	7.774473+02	7.812427+02	7.888768+02	7.932330+02	1.141478+03
6	THRU	10	1.141358+03	1.142095+03	1.144193+03	1.146493+03	1.138545+03
11	THRU	15	1.147672+03	1.403660+03	1.395660+03	1.628350+03	1.790160+03
16	THRU	20	1.790018+03	7.787292+02	7.836777+02	7.906379+02	7.954314+02
21	THRU	25	1.069973+03	1.154978+03	1.138520+03	1.145550+03	1.135157+03

THERMAL RESPONSE OF THE GLFC FOR ORBIT 1 OF 5 MOR

26	THRU	30	1.152797+03	1.145447+03	1.394585+03	1.396948+03	1.627443+03
31	THRU	35	1.789076+03	1.789166+03	7.836268+02	7.895814+02	7.963711+02
36	THRU	40	8.014289+02	1.132379+03	1.143913+03	1.137732+03	1.148752+03
41	THRU	45	1.141337+03	1.144581+03	1.143738+03	1.390913+03	1.396064+03
46	THRU	50	1.626206+03	1.788108+03	1.786210+03	7.839523+02	7.890559+02
51	THRU	55	7.960764+02	8.023432+02	1.099815+03	1.165522+03	1.129958+03
56	THRU	60	1.141080+03	1.142264+03	1.153221+03	1.136866+03	1.393956+03
61	THRU	65	1.394516+03	1.625783+03	1.787661+03	1.787809+03	7.829276+02
66	THRU	70	7.880047+02	7.951800+02	8.001407+02	1.143224+03	1.142089+03
71	THRU	75	1.143590+03	1.144435+03	1.143827+03	1.145869+03	1.146980+03
76	THRU	80	1.393368+03	1.395337+03	1.625999+03	1.787810+03	1.787922+03
81	THRU	85	7.747491+02	7.796765+02	7.865820+02	7.913211+02	1.141225+03
86	THRU	90	1.143723+03	1.145111+03	1.145054+03	1.147111+03	1.146456+03
91	THRU	95	1.145646+03	1.390545+03	1.398472+03	1.626950+03	1.788511+03
96	THRU	100	1.788589+03	7.747337+02	7.746217+02	7.866853+02	7.914168+02
101	THRU	105	1.152074+03	1.140958+03	1.144436+03	1.146136+03	1.145530+03
106	THRU	110	1.147201+03	1.147542+03	1.396301+03	1.398402+03	1.627797+03
111	THRU	113	1.789412+03	1.789295+03	6.000000+01		

HWC01	9.93188-01	HWC017	9.93155-01	HWC033	9.93091-01	HWC049	9.93101-01	HWC065	9.93113-01	HWC081	9.93197-01
HWC097	9.93198-01	Q1	3.49194-01	Q17	6.96241-01	Q33	6.96679-01	Q49	6.99001-01	Q65	6.98480-01
Q81	6.93678-01	Q97	3.46991-01	LOOPCT	1.00000+01						

TIME 2.52500+03 DTIMEU 1.00000+01 CSGMIN(69) 1.55964-01 DTMPCC(21) 5.94583+01 ARLXCC(69) 6.54922-01

1	THRU	5	7.589734+02	7.635894+02	7.703018+02	7.749021+02	1.124959+03
6	THRU	10	1.124918+03	1.125307+03	1.126698+03	1.128062+03	1.128746+03
11	THRU	15	1.133302+03	1.386086+03	1.384700+03	1.616317+03	1.777224+03
16	THRU	20	1.777627+03	7.593559+02	7.639319+02	7.706629+02	7.752698+02
21	THRU	25	1.096126+03	1.134865+03	1.124125+03	1.130558+03	1.124470+03
26	THRU	30	1.135313+03	1.121976+03	1.381105+03	1.384333+03	1.615525+03
31	THRU	35	1.777034+03	1.777071+03	7.648690+02	7.698832+02	7.765324+02
36	THRU	40	7.817710+02	1.116750+03	1.127595+03	1.124146+03	1.126577+03
41	THRU	45	1.128336+03	1.128009+03	1.128367+03	1.379803+03	1.382708+03
46	THRU	50	1.614254+03	1.776266+03	1.76350+03	7.649354+02	7.697237+02
51	THRU	55	7.765673+02	7.822666+02	1.103041+03	1.133723+03	1.121147+03
56	THRU	60	1.129018+03	1.125821+03	1.131516+03	1.124411+03	1.380008+03
61	THRU	65	1.381610+03	1.613826+03	1.775967+03	1.776067+03	7.642107+02
66	THRU	70	7.690550+02	7.759033+02	7.807279+02	1.126901+03	1.123825+03
71	THRU	75	1.126648+03	1.127146+03	1.127475+03	1.128793+03	1.131333+03
76	THRU	80	1.377790+03	1.382353+03	1.614179+03	1.776147+03	1.776216+03
81	THRU	85	7.564932+02	7.611612+02	7.677688+02	7.723338+02	1.122577+03
86	THRU	90	1.127123+03	1.127652+03	1.128439+03	1.130609+03	1.128855+03
91	THRU	95	1.128303+03	1.380830+03	1.384678+03	1.615239+03	1.776739+03
96	THRU	100	1.776782+03	7.570160+02	7.616681+02	7.683482+02	7.729627+02
101	THRU	105	1.133072+03	1.125101+03	1.128637+03	1.127149+03	1.127850+03
106	THRU	110	1.19631+03	1.130161+03	1.303360+03	1.385669+03	1.616112+03

THERMAL RESPONSE OF THE GLFC FOR ORBIT 1 OF 5 MOR

1.1 THRU 113 1.777344+03 1.777255+03 -6.000000+01

HWC001	9.93362-01	HWC017	9.93358-01	HWC033	9.93299-01	HWC049	9.93300-01	HWC065	9.93307-01	HWC081	9.93387-01
HWC097	9.93383-01	Q1	3.42549-01	Q17	6.85364-01	Q33	6.88033-01	Q49	6.88339-01	Q65	6.87806-01
Q01	6.83565-01	Q97	3.41966-01	L00PCT	7.00000+00						

TIME	2.82500+03	DTIMEU	1.00000+01	CSGWIN(69)	1.53128-01	DTMPCC(85)	1.84891+02	ARLXCC(85)	8.79700-01
------	------------	--------	------------	-------------	------------	-------------	------------	-------------	------------

1	THRU	5	7.412503+02	7.458611+02	7.520273+02	7.564455+02	1.101007+03
6	THRU	10	1.099521+03	1.101147+03	1.101234+03	1.102579+03	1.103175+03
11	THRU	15	1.105078+03	1.106879+03	1.106940+03	1.106351+03	1.106842+03
16	THRU	20	1.106673+03	1.106501+02	1.106987+02	1.106240+02	1.106661+02
21	THRU	25	1.106035+03	1.107476+03	1.109826+03	1.102958+03	1.100963+03
26	THRU	30	1.105602+03	1.100646+03	1.106611+03	1.106842+03	1.102614+03
31	THRU	35	1.106606+03	1.106612+03	1.107330+02	1.105187+02	1.105832+02
36	THRU	40	1.106283+02	1.109392+03	1.100746+03	1.100293+03	1.100895+03
41	THRU	45	1.102549+03	1.103226+03	1.103984+03	1.103645+03	1.103669+03
46	THRU	50	1.100138+03	1.106527+03	1.106536+03	1.107259+02	1.105182+02
51	THRU	55	1.105826+02	1.103555+02	1.108815+03	1.103962+03	1.109798+03
56	THRU	60	1.101562+03	1.100931+03	1.103786+03	1.101689+03	1.103633+03
61	THRU	65	1.106712+03	1.100092+03	1.106490+03	1.106492+03	1.106976+02
66	THRU	70	1.105437+02	1.105805+02	1.106255+02	1.109804+03	1.109962+03
71	THRU	75	1.109935+03	1.103985+03	1.104492+03	1.100387+03	1.103140+03
76	THRU	80	1.106251+03	1.106732+03	1.100114+03	1.106499+03	1.106507+03
81	THRU	85	1.100951+02	1.104452+02	1.105775+02	1.105516+02	1.101175+03
86	THRU	90	1.101165+03	1.109119+03	1.100783+03	1.101349+03	1.109288+03
91	THRU	95	1.108330+03	1.106601+03	1.106860+03	1.100213+03	1.106552+03
96	THRU	100	1.106557+03	1.100282+02	1.104493+02	1.101015+02	1.105874+02
101	THRU	105	1.109974+03	1.109825+03	1.103202+03	1.106061+03	1.103546+03
106	THRU	110	1.102345+03	1.109989+03	1.106820+03	1.107044+03	1.102891+03
111	THRU	113	1.106608+03	1.106602+03	-6.000000+01		

HWC001	9.93542-01	HWC017	9.93541-01	HWC033	9.93481-01	HWC049	9.93482-01	HWC065	9.93485-01	HWC081	9.93558-01
HWC097	9.93556-01	Q1	3.37513-01	Q17	6.75201-01	Q33	6.78443-01	Q49	6.78394-01	Q65	6.78162-01
Q01	6.74523-01	Q97	3.37197-01	L00PCT	1.00000+01						

TIME	3.12500+03	DTIMEU	1.00000+01	CSGWIN(69)	1.51224-01	DTMPCC(85)	1.16123+02	ARLXCC(85)	7.35809-01
------	------------	--------	------------	-------------	------------	-------------	------------	-------------	------------

1	THRU	5	7.241798+02	7.283553+02	7.343370+02	7.384699+02	1.091063+03
6	THRU	10	1.075514+03	1.084043+03	1.079778+03	1.078547+03	1.083080+03
11	THRU	15	1.083657+03	1.035571+03	1.035704+03	1.059236+03	1.075703+03
16	THRU	20	1.075676+03	1.024685+02	1.028940+02	1.034902+02	1.039126+02
21	THRU	25	1.069032+03	1.087161+03	1.081866+03	1.066959+03	1.114710+03
26	THRU	30	1.070822+03	1.084457+03	1.035392+03	1.035591+03	1.059164+03
31	THRU	35	1.075654+03	1.075659+03	1.030981+02	1.035312+02	1.041481+02

THEMAL RESPONSE OF THE GLFC FOR ORBIT 1 OF 5 MOR

46	THRU	40	7.458237+02	1.079082+03	1.083385+03	1.082884+03	1.083328+03
41	THRU	45	1.085840+03	1.085018+03	1.086996+03	1.352747+03	1.354675+03
46	THRU	50	1.590905+03	1.756174+03	1.756241+03	7.321079+02	7.364486+02
51	THRU	55	7.426084+02	7.477281+02	1.076856+03	1.085323+03	1.082999+03
56	THRU	60	1.085060+03	1.085407+03	1.087204+03	1.086663+03	1.351796+03
61	THRU	65	1.354975+03	1.590837+03	1.756205+03	1.756303+03	7.326359+02
66	THRU	70	7.369963+02	7.431899+02	7.475607+02	1.083605+03	1.084232+03
71	THRU	75	1.084078+03	1.085121+03	1.085212+03	1.086282+03	1.088119+03
76	THRU	80	1.352701+03	1.355721+03	1.591668+03	1.756690+03	1.756772+03
81	THRU	85	7.261630+02	7.304119+02	7.363886+02	7.405129+02	1.025971+03
86	THRU	90	1.107718+03	1.080630+03	1.086302+03	1.085867+03	1.088598+03
91	THRU	95	1.086782+03	1.355225+03	1.357235+03	1.593012+03	1.757571+03
96	THRU	100	1.757605+01	7.265346+02	7.308102+02	7.368152+02	7.410328+02
101	THRU	105	1.083308+03	1.081133+03	1.091628+03	1.071106+03	1.098454+03
106	THRU	110	1.080673+03	1.083968+03	1.356753+03	1.358607+03	1.593981+03
111	THRU	113	1.758266+03	1.758157+03	=6.000000+01		

HWC01	9.93721-01	HWC017	9.93715-01	HWC033	9.93651-01	HWC049	9.93639-01	HWC065	9.93633-01	HWC081	9.93700-01
HWC097	9.93695-01	Q1	3.32710-01	Q17	6.65589-01	Q33	6.69180-01	Q49	6.69806-01	Q65	6.70171-01
Q81	6.66580-01	Q97	3.33318-01	LOOPCT	1.90000+01						

TIME 1.42500+03 DTIMEU 1.00000+01 CSG:IN(21) 1.47389-01 DTMPC(85) 1.95511+02 ARLXCC(85) 8.85910-01

1	THRU	5	7.119539+02	7.160030+02	7.217404+02	7.257755+02	1.073304+03
6	THRU	10	1.065398+03	1.069672+03	1.069049+03	1.070338+03	1.073648+03
11	THRU	15	1.073204+03	1.346721+03	1.348253+03	1.584621+03	1.750026+03
16	THRU	20	1.749931+03	7.123127+02	7.163770+02	7.221002+02	7.261221+02
21	THRU	25	1.104952+03	1.066507+03	1.067044+03	1.066649+03	1.081066+03
26	THRU	30	1.068284+03	1.078170+03	1.345277+03	1.346878+03	1.583747+03
31	THRU	35	1.749459+03	1.749466+03	7.180546+02	7.221947+02	7.281374+02
36	THRU	40	7.322949+02	1.064340+03	1.068711+03	1.067583+03	1.068817+03
41	THRU	45	1.070188+03	1.070518+03	1.071804+03	1.342634+03	1.344648+03
46	THRU	50	1.582296+03	1.748621+03	1.748671+03	7.180834+02	7.222151+02
51	THRU	55	7.281011+02	7.329756+02	1.061100+03	1.065665+03	1.065867+03
56	THRU	60	1.065317+03	1.067181+03	1.068210+03	1.068320+03	1.341096+03
61	THRU	65	1.343364+03	1.581430+03	1.748049+03	1.748113+03	7.179738+02
66	THRU	70	7.221205+02	7.280152+02	7.321494+02	1.059414+03	1.061998+03
71	THRU	75	1.060065+03	1.061258+03	1.062976+03	1.062857+03	1.063987+03
76	THRU	80	1.338841+03	1.343305+03	1.581182+03	1.747894+03	1.747965+03
81	THRU	85	7.114097+02	7.154594+02	7.211507+02	7.251006+02	9.616190+02
86	THRU	90	1.094817+03	1.045666+03	1.060821+03	1.058025+03	1.062131+03
91	THRU	95	1.060651+03	1.341747+03	1.343747+03	1.581773+03	1.748169+03
96	THRU	100	1.748217+03	7.114932+02	7.154901+02	7.212216+02	7.252251+02
101	THRU	105	1.062793+03	1.059235+03	1.065102+03	1.054970+03	1.072747+03
106	THRU	110	1.058906+03	1.064651+03	1.343130+03	1.345044+03	1.582439+03
111	THRU	113	1.748594+03	1.748538+03	=6.000000+01		

THERMAL RESPONSE OF THE GLFC FOR ORBIT 1 OF 5 MOR

HWC01	9.93849-01	HWC017	9.93845-01	HWC033	9.93785-01	HWC049	9.93784-01	HWC065	9.93784-01	HWC081	9.93852-01
HWC097	9.93852-01	Q1	3.29236-01	Q17	6.58671-01	Q33	6.61935-01	Q49	6.61963-01	Q65	6.61926-01
Q81	6.58262-01	Q97	3.29163-01	LODPCT	9.00000+00						

TIME	3.72500+03	DTIMEV	1.00000+01	CSGMIN(21)	1.47825-01	DTMPC(85)	1.47846+02	ARLXCC(104)	6.50253-01
------	------------	--------	------------	-------------	------------	------------	------------	--------------	------------

1	THRU	5	7.016569+02	7.055805+02	7.111901+02	7.151342+02	1.057832+03
6	THRU	10	1.057641+03	1.058099+03	1.059192+03	1.059704+03	1.061059+03
11	THRU	15	1.060900+03	1.339120+03	1.341095+03	1.578564+03	1.744893+03
16	THRU	20	1.744818+03	7.020497+02	7.059680+02	7.115630+02	7.154810+02
21	THRU	25	1.066932+03	1.053847+03	1.059271+03	1.058109+03	1.061859+03
26	THRU	30	1.058078+03	1.063266+03	1.337027+03	1.339841+03	1.577788+03
31	THRU	35	1.744435+03	1.744448+03	7.077913+02	7.117978+02	7.175688+02
36	THRU	40	7.216491+02	1.054161+03	1.056585+03	1.058125+03	1.057280+03
41	THRU	45	1.058738+03	1.059668+03	1.060435+03	1.335906+03	1.337777+03
46	THRU	50	1.576636+03	1.743816+03	1.743866+03	7.079401+02	7.119436+02
51	THRU	55	7.176909+02	7.224829+02	1.056225+03	1.054851+03	1.057075+03
56	THRU	60	1.057195+03	1.057204+03	1.059335+03	1.059465+03	1.334904+03
61	THRU	65	1.337107+03	1.576119+03	1.743497+03	1.743560+03	7.080594+02
66	THRU	70	7.120741+02	7.178616+02	7.219502+02	1.057379+03	1.052697+03
71	THRU	75	1.056035+03	1.055662+03	1.056425+03	1.058691+03	1.058791+03
76	THRU	80	1.334122+03	1.337332+03	1.576200+03	1.743568+03	1.743630+03
81	THRU	85	7.017409+02	7.056529+02	7.112463+02	7.151608+02	9.824110+02
86	THRU	90	1.048216+03	1.046327+03	1.058857+03	1.059887+03	1.058952+03
91	THRU	95	1.057250+03	1.336367+03	1.338580+03	1.577170+03	1.744057+03
96	THRU	100	1.744089+03	7.019553+02	7.059054+02	7.115301+02	7.154880+02
101	THRU	105	1.044709+03	1.056265+03	1.058737+03	1.054479+03	1.058891+03
106	THRU	110	1.055360+03	1.059715+03	1.337821+03	1.339889+03	1.577942+03
111	THRU	113	1.744521+03	1.744451+03	6.000000+01		

HWC01	9.93954-01	HWC017	9.93951-01	HWC033	9.93891-01	HWC049	9.93890-01	HWC065	9.93888-01	HWC081	9.93953-01
HWC097	9.93951-01	Q1	3.26345-01	Q17	6.52927-01	Q33	6.56152-01	Q49	6.56235-01	Q65	6.56310-01
Q81	6.52754-01	Q97	3.26406-01	LODPCT	1.20000+01						

END OF DATA

APPENDIX D

Printout of RADHTG for First
Atmospheric Pass of Five Orbit Reentry

Blank Page

101. -READY
131. +READY
102. =0 10
102. = 2
102. = 3
102. = 4
102. = 5
103. =0 15
103. = 2
103. = 3
103. = 4
103. = 5
103. = 6
103. = 7
103. = 8
106. =0 20
106. = 2
106. = 3
108. =1 30
109. =1 40
126. =0 50
109. =1 40
126. =0 50
109. =1 40
126. =0 50
109. =1 40
126. =0 50
109. =1 40
126. =0 50
109. =1 40
126. =0 50
109. =1 40
126. =0 50
109. =1 40
126. =0 50
109. =1 40
126. =0 50
109. =1 40
126. =0 50
109. =1 40
126. =0 50
109. =1 40
126. =0 50
109. =1 40
126. =0 50
109. =1 40
126. =0 50
109. =1 40
126. =0 50
109. =1 40

LOADLRADHTG]
START(0)

PROGRAM FOR CALCULATING CONVECTIVE AND RADIATIVE STAGNATION HEATING TO A REENTERING SPHERE

(BASED ON EQUATIONS PROVIDED BY GENERAL ELECTRIC, PHILADELPHIA)

WRITTEN BY D W LARSON, 9513

SANDIA LABORATORY

ALBUQUERQUE, NEW MEXICO

RADIUS (FEET)	ALTITUDE (FEET)	VELOCITY (FT/SEC)	RADIANT HEATING (BTU/SQ-FT-SEC)	CONVECTIVE HEATING (BTU/SQ-FT-SEC)	TOTAL HEATING (BTU/SQ-FT-SEC)
0.333	907300.0	35630.0	0.000	0.48	0.485
0.333	782300.0	35735.0	0.000	0.73	0.731
0.333	671300.0	35828.0	0.000	1.12	1.117
0.333	573000.0	35910.0	0.000	1.71	1.709
0.333	490000.0	35928.0	0.000	2.85	2.853
0.333	419400.0	36042.0	0.000	6.34	6.339
0.333	361800.0	36092.0	0.007	20.23	20.232
0.333	317200.0	36130.0	0.102	63.15	63.248
0.333	285400.0	36158.0	0.843	156.17	157.013
0.333	266300.0	36175.0	3.023	270.37	273.395
0.333	260000.0	36180.0	4.392	317.44	321.834
0.333	266300.0	36175.0	3.023	270.37	273.395
0.333	285400.0	36158.0	0.843	156.17	157.013
0.333	317200.0	36130.0	0.102	63.15	63.248
0.333	361800.0	36092.0	0.007	20.23	20.232
0.333	419400.0	36042.0	0.000	6.34	6.339
0.333	490000.0	35928.0	0.000	2.85	2.853

126. =0 50	0.333	573900.0	35910.0	0.000	1.71	1.709
109. =1 40						
126. =0 50	0.333	671300.0	35828.0	0.000	1.12	1.117
109. =1 40						
126. =0 50	0.333	782300.0	35735.0	0.000	0.73	0.731
109. =1 40						
126. =0 50	0.333	907300.0	35630.0	0.000	0.48	0.485
109. =1 40						
109. =BREAK 109.						

DISTRIBUTION:

TID-4500 (54th Ed.) UC-36 (177)

U. S. Atomic Energy Commission
Division of Space Nuclear Systems
Space Electric Power Office
Washington, D.C. 20545
Attn: G. A. Newby
Assistant Director (1)
G. P. Dix, Chief
Safety Branch (1)
R. T. Carpenter, Chief
Isotope Power Sys. Br. (1)
J. A. Powers, Chief (1)
Isotopes Fuels and Matl. Br.
C. E. Johnson, Chief
Reactor Power Sys. Br. (1)

U. S. Atomic Energy Commission
Space Nuclear Propulsion Office
Washington, D.C. 20545
Attn: R. S. Decker, Jr.
Chief, Safety Branch

U. S. Atomic Energy Commission
Division of Isotope Development
Washington, D.C. 20545

U. S. Atomic Energy Commission
Director of Regulation
Washington, D.C. 20545
Attn: C. K. Beck
Deputy Director (1)
R. W. Klecker
Div. of Reactor Licensing (1)

U. S. Atomic Energy Commission
Division of Biology and Medicine
Washington, D.C. 20545
Attn: J. Z. Holland
Fallout Studies Branch (1)
H. D. Bruner, Asst. Dir.
Med. and Health Research (1)

U. S. Atomic Energy Commission
Space Nuclear Propulsion Office
Albuquerque Extension
Albuquerque Operations Office
P. O. Box 5400
Albuquerque, New Mexico 87115
Attn: H. P. Smith

U. S. Atomic Energy Commission
Albuquerque Operations Office
P. O. Box 5400
Albuquerque, New Mexico 87115
Attn: B. W. Colston, Director
Space and Special
Projects Division
For: J. Nicks (1)
J. F. Burke, Director
Operational Safety Div. (1)

AEC Site Representative
National Aeronautics and Space Adm.
Manned Spacecraft Center
Houston, Texas 77058
Attn: W. C. Remini
Bldg. 16, Code ZS-5

Dr. D. W. Sherwood
National Aeronautics and Space Adm.
Manned Spacecraft Center (MSC-TD)
Houston, Texas 77058

Jet Propulsion Laboratory
California Institute of Tech.
4800 Oak Grove Drive
Pasadena, California 91103
Attn: A. L. Klascius
Radiation Health and Safety

Los Alamos Scientific Laboratory
P. O. Box 1663
Los Alamos, New Mexico 87544
Attn: Dr. L. D. P. King (1)
Dr. Wright Langham (1)
C. F. Metz, CMB-1 (1)
F. W. Schonfeld, CMF-5 (1)
J. A. Leary, CMB-11 (1)

Monsanto Research Corporation
Mound Laboratory
P. O. Box 32
Miamisburg, Ohio 45342
Attn: G. R. Grove

Thomas B. Kerr
Code RNS
National Aeronautics and Space Adm.
Washington, D.C. 20545

Mr. Glenn Goodwin
National Aeronautics and Space Adm.
Ames Research Center
N-200-4
Moffett Field, California

DISTRIBUTION (cont):

National Aeronautics and Space Adm.
Goddard Space Flight Center
Glenn Dale Road
Greenbelt, Maryland 20771
Attn: A. W. Fihelly
Nimbus Project

Naval Facilities Engineering Com.
Dept. of the Navy, Code 042
Washington, D.C. 20390

Space Nuclear Propulsion Office
Lewis Research Center
21000 Brookpark Road
Cleveland, Ohio 44135
Attn: L. Nichols

Mr. George Mandel
Information Specialist
Aerospace Safety Research and Data Inst.
National Aeronautics and Space Adm.
Lewis Research Center
21000 Brookpark Road
Cleveland, Ohio 44135

Deputy I. G. for Insp. and Safety
USAF
Directorate of Nuclear Safety
Nuclear Power Division
Kirtland Air Force Base
New Mexico 87117

Union Carbide Corporation
Nuclear Division
P. O. Box X
Oak Ridge, Tennessee 37831
Attn: R. A. Robinson
Isotope Dev. Center (1)
B. R. Fish
Health Physics Div. (1)

U. S. Public Health Service
Nat. Ctr. for Radiological Health
1901 Chapman Avenue
Rockville, Maryland 20852
Attn: Nuclear Facilities Section

General Electric Company
Valley Forge Space Technology Center
P. O. Box 8555
Philadelphia, Pennsylvania 19101
Attn: A. A. Pitrolo (3)

National Aeronautics and Space Adm.
Ames Research Center
Reentry Working Group of SNAP-27/
ALSEP

Interagency Safety Review Panel
Moffett Field, California
Attn: Elliott Katzen (24)

For: R. W. Sauer
H. A. Stine
R. M. Wakefield
F. M. Anderson
G. P. Dix
T. J. Dobry
R. W. Klecker
B. J. Rock
A. H. Knothe
J. M. Hallissy, Jr.
L. F. Vosteen
D. H. Greenshields
R. E. McAdams
J. Von Puttkamer
T. D. Harrison
S. McAlees, Jr.
Col. E. Harney
Maj. J. L. Hackett
Col. S. Schwiller
Lt. Col. G. W. Stewart
Lt. Cmdr. W. Rentz

D. B. Shuster, 1200
J. R. Holland, 5263
C. F. Bild, 7300
G. A. Fowler, 9000
J. R. Banister, 9150
R. C. Maydew, 9320
L. A. Hopkins, Jr., 9500
A. J. Clark, Jr., 9510
J. D. Shreve, 9511
S. L. Jeffers, 9512
ARPIC, 9512 (2)
S. McAlees, Jr., 9513
D. W. Larson, 9513 (2)
G. J. Hildebrandt, 9520
J. W. McKiernan, 9521
J. Jacobs, 9522
B. F. Hefley, 8232 (5)
B. R. Allen, 3422
C. H. Sproul, 3428-1 (15)
L. C. Baldwin, 3412
L. L. Alpaugh, 3412
G. C. McDonald, 3416
Attn: M. S. Goldstein, 3416