

**DES MOINES
& SUPPLY
COMPANY**

2018-2019 CATALOG

Des Moines Iron & Supply Company

"Serving You Since 1902"



Wholesale • Distributors

4330 N.E. 14TH ST
Des Moines, IA 50313

P.O. Box 1382
Des Moines, IA 50305

515-243-0177
TOLL-FREE: 1-800-383-2094
FAX: 515-243-8349

DES MOINES IRON & SUPPLY CO., INC.
4330 NE 14TH ST., P. O. BOX 1382
DES MOINES, IOWA 50305
515-243-0177 OR 1-800-383-2094

WHOLESALE & DISTRIBUTORS
 "SERVING YOU SINCE 1902"

OPEN
 MONDAY - FRIDAY 8AM TO 5PM

ALL PRICES SUBJECT TO CHANGE WITHOUT NOTICE

SOME ITEMS ARE NOT LISTED

HELICOID AUGER FLIGHTING
 AUGER TUBING & ANGLE RINGS
 SHAFTING & PIPE
 STIR AUGER

ROLLER & STEEL CHAIN
 SPROCKETS AND HUBS
 ATTACHMENT LINKS
 NUTS AND BOLTS

STEEL
 ALUMINUM
 CONTINUOUS HINGE
 STAINLESS
 BINDERS
 WASHERS

WIRE ROPE
 BULK CHAIN & ACCESSORIES
 PTO PARTS
 COMPLETE DRIVELINES

IRON BENDER & PARTS
 IRONWORKER & PARTS
 BOLLARDS
 INDUSTRIAL & FARM TOOLS

WE ALSO SPECIAL ORDER!

SAME DAY SHIPPING



DES MOINES IRON AND SUPPLY COMPANY, INC.

TRADE PRACTICES & CONDITIONS OF SALE PRICE

Where prices are shown in this catalog, they represent list prices at the time of catalog publication and are useful only as a general reference. All prices are exclusive of any tax in force or which may be enacted by governmental bodies to apply against the customer.

ORDERING MERCHANDISE

Best service can be provided and errors minimized if complete descriptive information is given on orders. Please specify quantity desired, catalog numbers, sizes, dimensions and style.

TERMS

Our terms are 30 days net, payable at our office in Des Moines, Iowa, unless otherwise stated on the invoice. Various classes of merchandise are sold on different terms and discounts. We usually allow standard terms on each line of merchandise reflecting the manufacturer's terms of sale to us. Interest on outstanding balance may be charged at not more than the legal rate after due date of invoice, plus attorney's fees, should that be required, in collection litigation. **When paying by credit card, no discounts are allowed.**

CREDIT APPROVAL

Shipment and delivery shall be subject to approval of our credit department. To avoid delay, purchasers who do not have an account with us, or who have no acceptable mercantile rating, should accompany their order with sufficient, satisfactory credit information and references or authority to ship C.O.D. via common carrier, or with payment in advance or Visa / Mastercard.

FREIGHT CHARGES

Customers requesting common carrier or other special shipping services will be expected to bear the cost of same unless otherwise agreed. Drop shipments to a third party will incur a minimum charge of \$10.00 per shipment.

LOSS OR BREAKAGE OF SHIPMENTS

We exercise the utmost care in packing orders and obtaining proper receipts from common carriers. In cases of loss or breakage, immediate claim should be made by you with the common carrier.

QUOTATIONS

Quotations are for immediate acceptance and are valid no more than 30 days unless otherwise stated. Prices quoted are on the basis of F.O.B. Point of origin, unless otherwise specified. All clerical and typographical errors in quotations are subject to correction.

RETURN OF GOODS

Return of merchandise will not be accepted, nor credit issued for the same, without our prior approval. Unless otherwise agreed upon, a restocking charge will be imposed for return of regular inventory items accepted by us in saleable condition. Special order or special buy-out items will not be accepted for return to us without prior consent of the source they were purchased from by us.

CONTRACTS

Performance on all contract agreements made by us is contingent upon strikes, accidents, fires or other causes beyond our control.

LIABILITY

Information in our catalog pertaining to strength or proper working load or performance of materials, tools and equipment have been compiled by the manufacturer for the buyer's convenience. We assume no responsibility for the accuracy of the information and liability for defective material beyond the value of the material. No claims will be allowed for consequential damages, repairs or other expense incident to defective material.

INDEX

A		B (Continued)	
Acme		Bolts	
	Nuts	136	Carriage
	Threaded Rod	136	Elevator
Adapters			Eye
	PTO	146	Grade 5 N.C.
	Pump	113	Grade 5 N.F.
	Splined	114	Grade 8 N.C.
All-thread Rod		135, 136	Grade 8 N.F.
Aluminum			Lag Screws
	Angles	225	Lifting Eye
	Channel	225	Metric
	Flats	223	Stainless
	Pipe	224	“U”
	Rectangular Tube	224	
	Rounds	224	Brushes - Wheel
	Sheets	224	Bushing Washers
	Sleeve (set cable)	167	Bushing Stock
	Squares	224	Bushing - Top Link Reducer
	Square Tubing	223	
	Treadbright	225	
Angle			
	Iron-Bar Size	215	
	Stainless	226	C
Angle Rings		128	Clamps (Stainless)
Arbors			Clear Vinyl
	Hole Saw	157	Galvanized Aircraft
			Stainless Steel
Auger			Thimbles
	Flighting	121-127	Wire Rope
	Stainless flighting	128	
	Tubing	129	Carbide Burrs
	Stir	128	Chain
			Alloy (Grade 80)
Ball Socket - Weld-On		142	Coil Chain
Band Clamps		128	Drives PRC Roller
Band Saw		208	Drives USA Roller
Bearings			High Test
	Flanges	150	High Strength Connecting Link
	Flanette	150	Log
	Pillow Block	150	Machine
Belt Grinder		209	Passing link
Beveled Edge		221	Peer 7
Binders		174	Detachable Steel
Bits-Drill		152-154	Pintle
			Proof Coil
Blades			Roller (USA & PRC)
	Band Saw	156	Safety Chain
	Hack Saw (Hand)	157	Sash
	Hole Saw	157	Single Jack
			Steel Attachment Links
			Twin Loop
			Channel - Bar Size
			Chop Saw Wheels
			Circular Cold Saw

INDEX (Continued)

C (Continued)			E	
Clamps	Bessey	201-203	Ellis Machines	208-209
	"C"	203	Grind Belts	209
	Mighty Mini Steel	202	Expended Metal	221
	"J"	201	Eye Bolts	164
			F	
			Fender Washers	180, 200
Clevis	Pins	147	Flange Block	151
	Slip Hook	173	Flangette Bearings	150
Cold Galvanizing		177	Flat Washers	178
Cold Shuts		168	Flighting - Auger	121-127
Cold Rolled	Hex Shafting	103, 219	Free-All	175
	Rounds	217		
	Sheets	221		
	Squares	222		
Connecting Links		168		
Continuous Hinge		130		
Corn Picker Pins		184		
Cotters	Hair Pin	149	Galvanizing Compound	177
			Gasket - Angle Ring	128
			Grab Hook	170
			Grease Zerk (Fittings)	207
Coupler	Hubs	106	Metric Zerks	207
	Nuts	136		
	Pump	113	Grinding Wheels	158
	Shaft	103	Grip Strut	220
Credit Application		227	H	
			Hairpin Cotters	149
			Half Moon Keys	180
			Hammerlocks Connecting	169
Cross and Bearing Kit		3		
Cutting Oil		176	Hex Shafting	103,219
Cutting and Tapping		176		
	D			
Decimal Equivalent		229	Hinge	Continuous 130
Disc Grinder		205		Forged Door 132
Disc Flap		158		Weld-on 131
Drill Bits	Straight Shank Twist	152	Hitachi Grinder	205
	General Purpose	153	Hitch - Trailer	132
	Letter	153	Hole Saw	
	Number	154		
	Sets	152	Blades	157
Drill Press		209		
Drives Roller Chain		137-138		

INDEX (Continued)

	H (Continued)		L (Continued)
Hooks	Drawbar Grab 170	Load Binders	174
	Grab and Slip 170	Lock Washers	178
	Alloy Steel 170	Locking Nuts	195
	Grade 30 Eye Type 170	Log Chains	171
	High Test 169	Lube-It-All	175
	"S" 169	Lynch Pins	146-147
	Swivel 169		
Hot Rolled		Machinery Bushing Washers	179
	Angles 215	Magnets (Bessey)	202
	Flats 218	Markers-White, Orange, Yellow	177
	Rounds 217		
	Sheets 221	Metric	
	Squares 222	Flat Washers	198
Hubs		Key Stock	183
	Coupler 106	Lock Washers	198
	Idler 109	Nuts	198
	Weld-A-Hub 107	Socket Cap Screws	197
		Spring Pins	182
		Missing Link	168
Idler Sprockets	I		
Idler Hub	108	Neapco	
Idler Pulley	109		
Iron Worker - Scotchman	110		
	210-211		
	J		
Key - Woodruff	K	Nuts	
Key Stock	180	Castle	194
	Enlarge 183	Coupler	136
	Step Key 183	Flange	195
Keyed Shafting	103	Grade 5	194
L-Jaw Couplings	L	Grade 8	194
Ladder Rung	110	Hex	193-195
Lifting Eye Bolt	222	Jam	194
Lightwall Tubing	164	Locking	195
	216	Metric	198
		Slotted	194
		Stainless	200
		Stop	195
		Top Lock	195
		Wing	195
Links			
	Cold Shut 168	O	
	Hammerlocks 169	Cutting	176
	Hi-Strength 168	Lube-It-All	175
	Missing 168	Penetrating	175
	Quick 168	Free-All	175
	Roller Chain 137-138	Oil	

INDEX (Continued)

P		Q	
Penetrating Oil	176	Quick Hitch Adapter	147
Pillow Blocks	150	Quick Link	168
Pins		Quick Lynch Pin	147
		R	
Clevis	147		
Clevis/Corn Picker	184	Ratchets	
Detent Ring Pin	143		
Draw/Lift Arm	144-145	Binders	174
Lynch	146-147		
Red Top Hitch	148		
Roll	181	Redi Rod	135-136
Self-Colored Clevis	166	Reinforcing Bars	216
Snap Lock	148	Reamers	151
Spiral (wrapped)	182	Roller Chain	137-138
Spring (split)	181		
Top Link	144		
		Rope Wire	167
		Round Repair Tubing	116-120
		S	
		"S" Hook	169
Pipe		Saw Blades	
Black Steel	214		
		Circular	211
		General Purpose	156
		Hand Hack	157
		Hole	157
		Reciprocating	157
PTO			
Adapters	146		
Bondioli & Pavese	92-95	Scotchman	
Shafting	96		
Shield - G&G Orange Plastic	110		
Neapco Black Plastic	45		
Tubing	96	Screws	
Yokes & Crosses	4-81		
		Circular Saw	211
		Coolant	176
		Ironworkers	210-211
		Carriage	193
		Heat Treated Cap (GR 8)	190-192
		Hex Socket Head Cap	186
		Hex - GR 5	187-189
		Lag	186
Pulley			
Idler	110	Metric	196-197
Nickel Plated	206	Plow	186
		Socket Head Set	185
		Square Head Set	185
Punches			
Scotchman Punches & Dies	212-213	Set Collars	149

INDEX (Continued)

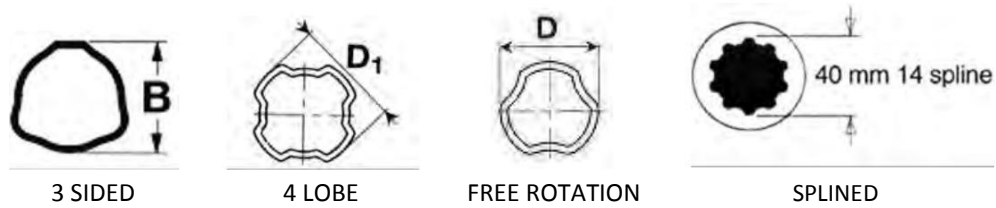
S (Continued)		T	
Shafting		Tapping Fluid	176
	Cold Rolled Round	Taps	
	217	Bottoming	155
	Cold Rolled Square	Metric	155
	222	Plugs	155
	Hex	Taper	155
	103,219		
	PTO		
	96		
	Splined		
	145		
Shears		Telescoping Steel Tubing	216
	Ironworkers		
	210-211		
Sheet Metal		Thimble - Wire Rope	167
	Deck Plate/Diamond		
	220		
Shields		Threaded Rod	135-136
	Neapco		
	45	Top Link Pins	144
	PTO Safety Orange Plastic		
	110	Torque Tubing	96
Shop Rolls			
	160		
Snap Hitch Bushing			
	113		
Snaps		Trailer	
	206	Receiver Tube	132
Soap Stone			
	205		
Socket Set Screws		Tubing	
	185	Auger	129
Sockets		Electric Weld	216
	Ball	Lightwall	216
	143	PTO	96
	Lift Arm/Replacement	Round Repair	116-120
	142	Structural Steel	219-220
	Top Link	Telescoping Steel	216
	141	Torque	96
	Weld-On		
	142		
Splined Shafts		Turnbuckles	
	114	Eye and Eye	204
Spring Latches		Hook and Eye	204
	133	Stub End	204
Spring Pin			
	181		
Sprockets			
	Cast Iron		
	108		
	Pintle		
	109		
	Stamped Idler		
	108		
	Weld-A-Sprocket		
	104-106		
Stainless Steel		U-Joint	
	Angles	Block & Pin	111
	226	Cross and Bearing Kits	111
	Flats	Weld-A-Joint	111
	226	U-Bolts	165
	Rounds		
	226		
	Sheets		
	226		

INDEX (Continued)

	W	
Washers		
	Alloy Flat	178
	Fender	180, 200
	Machinery Bushing	179
	Metric Flat	198
	Metric Lock	198
	Narrow Rim	179
	Overlap	180
	Spring Lock	178
	Wide Rim	179
	Wrought (Flat & SAE)	176, 199
Weld Anchor Ring		132
Weld-A-Joint		111
	Bushings	112-113
Weld-A-Sprocket		104-107
	Hubs	107
Weld-on Ball Sockets		142
Wheel Brushes		162
Wire		167
	Clip	167
	Rope Thimbles	167
Woodruff Keys		180
Yoke Ends	Y	
	Self-Colored Drop Forged	166
	Neapco	4-81
Zerks	Z	
	Metric	207
	Regular	207

DRIVE LINE SHAFTING AND TUBING

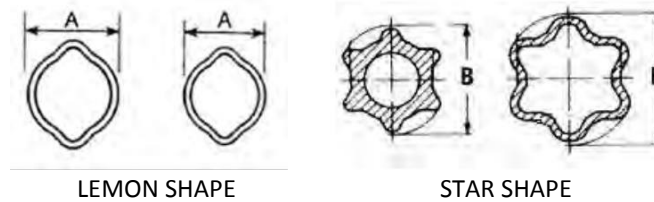
BONDIOLI & PAVESI



NEAPCO



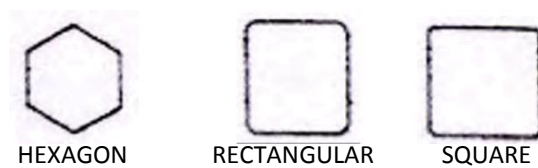
WALTERSCHEID



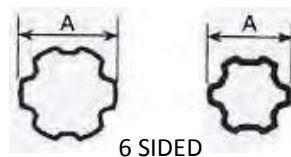
WEASLER



G & G



COMER



THIS IS THE COMMON DRIVELINE IDENTIFICATION CHART

INTERCHANGEABILITY CHART / HP RATINGS

ASAE	METRIC	USA	HP@540RPM	HP@1000RPM
1	1	6N	16 HP	25 HP
2	2	12N	21 HP	31 HP
3	3		30 HP	47 HP
3	4	14N	35 HP	55 HP
4	5		47 HP	74 HP
5	6	35N	64 HP	100 HP
5	7	44R	75 HP	118 HP
6	8	55N	95 HP	150 HP
	9		120 HP	190 HP
	10		145 HP	230 HP

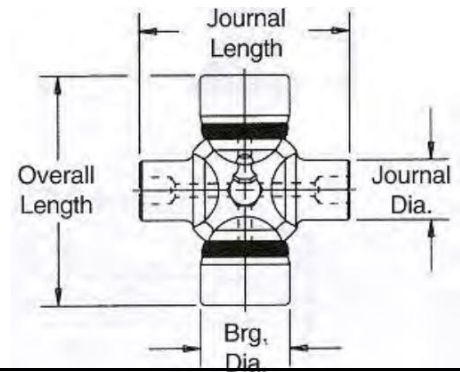
CROSS AND BEARING KITS



TYPE 2
(SNAP RING GROOVES
IN YOKES)



TYPE 1
(SNAP RING GROOVES
IN BEARINGS)



STANDARD SERIES

BEARING DIAMETER	LOCK-UP DIMENSION	OVERALL LENGTH	JOURNAL LENGTH	JOURNAL DIAMETER	TYPE	NEAPCO SERIES	PART NO.
31/32"	1 29/64"	2 5/16"	2 1/16"	35/64"	1	L600	1-0616
31/32"	1 29/64"	2 5/16"	1 31/32"	35/64"	1	L600	1-1475
15/16"	1 1/2"	2 5/16"	2 1/16"	35/64"	1	N1000	1-0170
1 1/16"	1 13/16"	2 9/16"	2 5/16"	41/64"	1	1200	1-1275
1"	2 11/32"	3 1/8"	2 7/8"	37/64"	1	1800	1-1875
1 1/8"	2 5/8"	2 5/8"	2 13/32"	23/32"	2	2000	1-2075
1 1/4"	3 7/32"	3 7/32"	2 15/16"	27/32"	2	2200	2-2275
1 1/4"	3 7/32"	3 7/32"	2 15/16"	27/32"	2	2200	2-2276
1 5/16"	2 51/64"	4 1/32"	3 3/4"	27/32"	1	44	3-0044
1 3/8"	4 3/16"	4 3/16"	3 7/8"	57/64"	2	2600	3-0188
1 17/32"	4 5/16"	4 5/16"	4 1/64"	1 1/64"	2	55	3-0045

AUTOMOTIVE

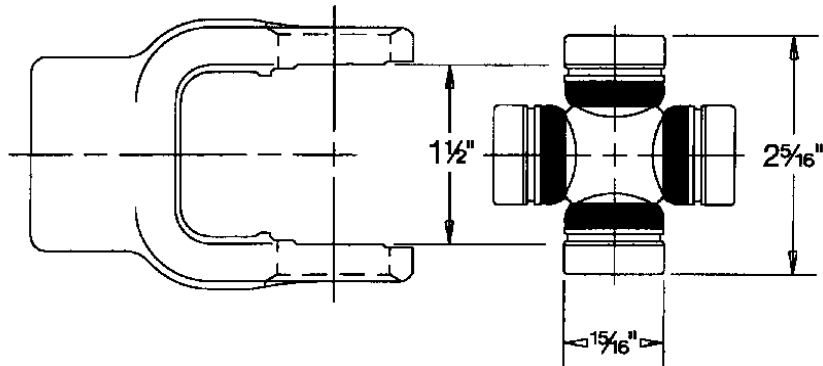
BEARING DIAM.	OVERALL LENGTH	PART NO.
1 1/16"	3.25"	1-0153
1.188"	3.374"	2-0053
1 1/16"	3.219"	1-0153G
1 3/16"	3.622"	2-0053G
1 3/16"	4.187"	2-0054G

METRIC SERIES: ALL TYPE 2

BEARING DIAMETER mm(in.)	OVERALL LENGTH mm(in.)	STYLE	SERIES	PART NUMBER
22.0 (.866)	54.0 (2.126)	BONDIOLI & PAVESI	1	1-0121
22.0 (.866)	55.0 (2.165)	WALTERSCHEID	2100	1-1001
23.8 (.937)	61.3 (2.413)	BONDIOLI & PAVESI	2	1-0221
		WALTERSCHEID	2200	1-0221
27.0 (1.063)	70.0 (2.756)	BONDIOLI & PAVESI	3	1-0321
		WALTERSCHEID	1	1-0321
27.0 (1.063)	74.6 (2.937)	BONDIOLI & PAVESI	4	1-0421
		WALTERSCHEID	2300	1-0421
30.2 (1.188)	80.0 (3.150)	BONDIOLI & PAVESI	5	2-0521
32.0 (1.260)	76.0 (2.992)	WALTERSCHEID	2400	2-2421
30.2 (1.188)	92.0 (3.622)	BONDIOLI & PAVESI	6	3-0621
36.0 (1.417)	89.0 (3.500)	WALTERSCHEID	2500	3-2521
35.0 (1.377)	94.0 (3.700)	BONDIOLI & PAVESI	7	3-0721
35.0 (1.377)	106.5 (4.193)	BONDIOLI & PAVESI	8	3-0821
41.0 (1.614)	108.0 (4.250)	BONDIOLI & PAVESI	9	3-0921
41.0 (1.614)	118.0 (4.646)	BONDIOLI & PAVESI	10	3-1021

N1000 SERIES

REPLACES NEAPCO 0600 SERIES - INTERCHANGEABLE WITH SPICER® 1000 SERIES



CROSS AND BEARING KIT: INSIDE LOCK-UP

BEARING DIAMETER	LOCK-UP DIMENSIONS	OVERALL LENGTH	PART NUMBER
15/16"	1 1/2"	2 5/16"	1-0170
15/16"	1 1/2"	2 5/16"	1-0172*
15/16"	1 1/2"	2 5/16"	1-0171**

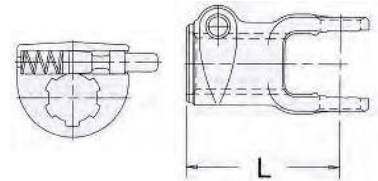
*NON-GREASEABLE **GREASEABLE THRU 1 BEARING

TRACTOR YOKES: QUICK DISCONNECT

PIN TYPE Q.D.

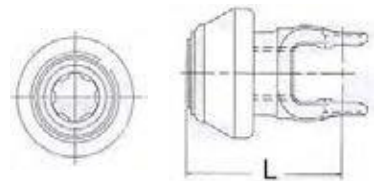
BORE	(L) LENGTH	PIN REPAIR KIT PART NUMBER	PART NUMBER
1 3/8"-6 SPL	3 9/16"	56-1857	10-4139
1 3/8"-21 SPL	3 9/16"	56-1857	10-5411

NOTE: TRACTOR END USE ONLY



COLLAR TYPE Q.D.

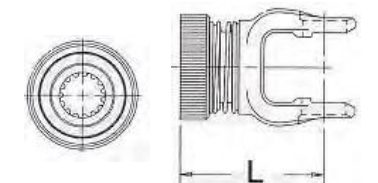
BORE	(L) LENGTH	COLLAR REPAIR KIT PART NUMBER	PART NUMBER
1 3/8"-6 SPL	4 1/16"	56-3001	10-5430



LAWN AND GARDEN YOKE

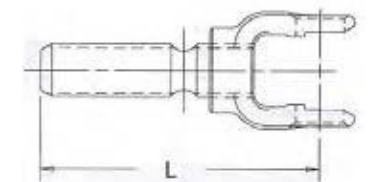
SLIDE COLLAR Q.D.

BORE	(L) LENGTH	COLLAR REPAIR KIT PART NUMBER	PART NUMBER
1"-15 SPL	2 13/16"	56-0615	10-5366



STUB YOKE

STUB	(L) LENGTH	PART NUMBER
1"-15 SPL	5 3/8"	10-2817

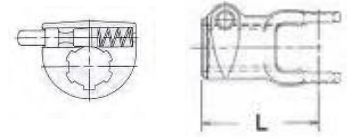


N1000 SERIES CONTINUED

IMPLEMENT YOKES

PIN TYPE Q.D.

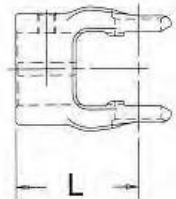
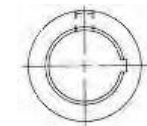
BORE	(L) LENGTH	PIN REPAIR KIT PART NUMBER	PART NUMBER
1 3/8"-6 SPL	3 9/16"	56-1857	10-4137
1 3/8"-6 SPL	3 9/16"	56-1857	10-5412



NOTE: IMPLEMENT END USE ONLY

ROUND

BORE	(L) LENGTH	— KEYWAY —		— SET SCREW OR DRILL THRU—			PART NUMBER
		WIDTH	LOC.	HOLE SIZE	LOC.	TO END	
5/8"	2 1/2"	3/16"	GAP	3/8"-16	EAR	1/2"	10-4373
5/8"	1 11/16"	3/16"	GAP	3/8"-16	EAR	7/16"	10-1708
3/4"	1 11/16"	3/16"	GAP	3/8"-16	EAR	7/16"	10-4693
3/4"	2 1/2"	3/16"	GAP	3/8"-16	EAR	1/2"	10-0413
3/4"	2 1/2"	3/16"	GAP	(2)3/8"-16	EAR	1/2"	10-4133
3/4"	2 1/2"	1/4"	GAP	3/8"-16	GAP	1/2"	10-0423
13/16"	2 1/2"	3/16"	GAP	3/8"-16	GAP	5/8"	10-0433
13/16"	2 1/2"	1/4"	GAP	3/8"-16	GAP	5/8"	10-0443
13/16"	1 11/16"	1/4"	GAP	3/8"-16	GAP	7/16"	10-1702
13/16"	2 1/2"	1/4"	GAP	3/8"-16	EAR	1/2"	10-4173
7/8"	2 1/2"	3/16"	GAP	3/8"-16	EAR	1/2"	10-4943
7/8"	1 11/16"	1/4"	GAP	3/8"-16	EAR	7/16"	10-1703
7/8"	1 11/16"	1/4"	EAR	3/8"-16	GAP	7/16"	10-4703
7/8"	2 1/2"	3/16"	GAP	3/8"-16	GAP	5/8"	10-0453
7/8"	2 1/2"	1/4"	GAP	3/8"-16	EAR	1/2"	10-5113
7/8"	2 1/2"	1/4"	GAP	3/8"-16	GAP	1/2"	10-0463
7/8"	2 1/2"	1/4"	GAP	3/8"-16	GAP	1/2"	10-4453
15/16"	2 1/4"	1/4"	GAP	3/8"-16	EAR	1/2"	10-0473
1"	1 11/16"	1/4"	GAP	3/8"-16	EAR	7/16"	10-1705
1"	2 1/2"	3/16"	GAP	3/8"-16	GAP	5/8"	10-0483
1"	2 1/2"	1/4"	GAP	3/8"-16	EAR	1/2"	10-4573
1"	2 1/2"	1/4"	GAP	3/8"-16	GAP	1/2"	10-0493
1"	2 1/2"	---	---	3/8" DT	EAR	1/2"	10-4443
1"	2 1/2"	1/4"	GAP	3/8"-16	EAR	1/2"	10-
1 1/16"	2 1/2"	1/4"	GAP	3/8"-16	EAR	1/2"	10-4163
1 1/8"	2 1/2"	5/16"	GAP	3/8"-16	EAR	1/2"	10-4473
1 1/8"	2 1/2"	1/4"	GAP	3/8"-16	EAR	1/2"	10-4143
1 1/8"	2 1/2"	5/16"	GAP	3/8"-16	GAP	1/2"	10-4113
1 1/8"	2 1/2"	1/4"	GAP	3/8"-16	GAP	29/64"	10-4103
1 3/16"	2 1/2"	5/16"	GAP	3/8"-16	EAR	1/2"	10-4153
1 1/4"	2 1/2"	5/16"	GAP	3/8"-16	EAR	1/2"	10-4193
1 1/4"	2 1/2"	5/16"	GAP	3/8"-16	GAP	1/2"	10-4123
1 1/4"	2 1/2"	1/4"	GAP	3/8"-16	EAR	1/2"	10-5156
1 1/4"	2 1/2"	1/4"	GAP	3/8"-16	EAR	1/2"	10-4183
1 1/4"	2 1/2"	---	---	3/8"-D.T.	EAR	5/8"	10-4363
1 3/8"	2 1/2"	5/16"	GAP	3/8"-16	EAR	5/8"	10-4293
1 1/2"	2 1/2"	---	---	9/32"	EAR	1/2	10-1532

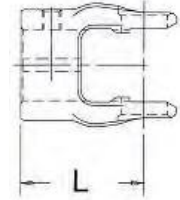
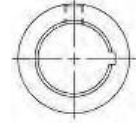


N1000 SERIES CONTINUED

IMPLEMENT YOKES

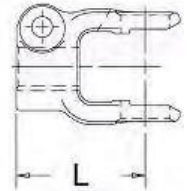
ROUND-DOUBLE KEYWAY

BORE	(L) LENGTH	—KEYWAY—		—— SET SCREW ——			PART NUMBER
		WIDTH	LOC.	HOLE SIZE	LOC.	DISTANCE TO END	
13/16"	2 1/2"	3/16" 1/4"	GAP GAP	3/8"-16	EAR	1/2"	10-5313
7/8"	2 1/2"	3/16" 1/4"	GAP GAP	3/8"-16	EAR	1/2"	10-5213
1"	2 1/2"	3/16" 1/4"	GAP GAP	3/8"-16	EAR	1/2"	10-5215
1 1/8"	2 1/2"	1/4" 5/16"	GAP GAP	3/8"-16	EAR	1/2"	10-5216
1 3/16"	2 1/2"	1/4" 5/16"	GAP GAP	3/8"-16	EAR	1/2"	10-1574
1 1/4"	2 1/2"	1/4" 5/16"	GAP GAP	3/8"-16	EAR	1/2"	10-5218



CLAMP

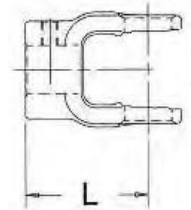
BORE	(L) LENGTH	—— DRILL THRU ——		PART NUMBER
		HOLE SIZE	BOLT FIT	
47/64"-16 SPL	2 1/4"	15/32"	7/16"	10-4611
47/64"-16 SPL	2 3/4"	29/64"	7/16"	10-5352
1" RD	2 3/4"	15/32"	7/16"	10-5322*



*ALSO HAS 1/4" KEYWAY AND SET SCREW HOLE

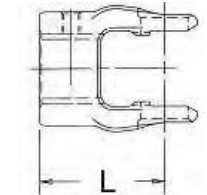
HEXAGON

BORE	(L) LENGTH	—— SET SCREW ——			PART NUMBER
		HOLE SIZE	LOC.	DISTANCE TO END	
7/8"	2 1/2"	3/8"-16	GAP	5/8"	10-4282
1 1/8"	2 1/2"	3/8"-16	GAP	1/2"	10-0432



SPLINE

BORE	(L) LENGTH	—— DRILL THRU ——			PART NUMBER
		HOLE SIZE	LOC.	DISTANCE TO END	
7/8"-13 SPL	2 1/2"	3/8"-16	EAR	1/2"	10-4481
7/8"-13 SPL	2 1/2"	---	---	---	10-5334(10-4333)
1"-6 SPL	2 1/2"	---	---	---	10-5158
1 1/8"-6 SPL	2 1/2"	21/64" D.T.	EAR	1/2"	10-0411
1 3/8"-6 SPL	2 1/2"	21/64" D.T.	EAR	3/8"	10-0431



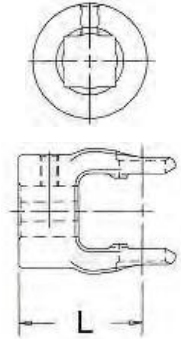
N1000 SERIES CONTINUED

IMPLEMENT YOKES

SQUARE

BORE	(L) LENGTH	— SET SCREW OR DRILL THRU —			PART NUMBER
		HOLE SIZE	LOC.	DISTANCE TO END	
3/4"	1 11/16"	3/8"-16	EAR	7/16"	10-5354
3/4"	2 1/2"	3/8"-16	EAR	1/2"	10-0422
3/4"	2 1/2"	5/16" D.T.	GAP	1/2"	10-5149
7/8"	1 11/16"	3/8"-16	EAR	7/16"	10-1707
7/8"	2 1/2"	3/8"-16	EAR	1/2"	10-0412
7/8" X 1"*	2 1/2"	3/8"-16	EAR	1/2"	10-1580
1" X 1 1/8"	2 1/2"	---	---	---	10-1559
1"	2 1/2"	3/8"-16	EAR	1/2"	10-0452
1 1/8"	2 1/2"	---	---	---	10-1557

*DOUBLE SQUARE

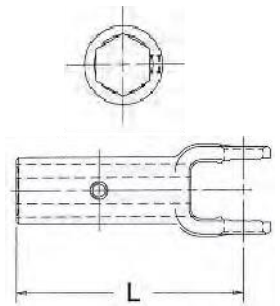


IMPLEMENT SLIP YOKES

HEXAGON

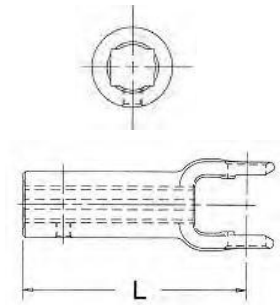
BORE	(L) LENGTH	— GREASE FITTING —		PART NUMBER
		LOC.	DISTANCE TO END	
7/8"	5 1/2"	GAP	1 3/4"	10-3162*
1 1/8"	5 1/2"	GAP	1 3/4"	10-0332*

*GREASE FITTING ASSEMBLED IN YOKE



RECTANGULAR

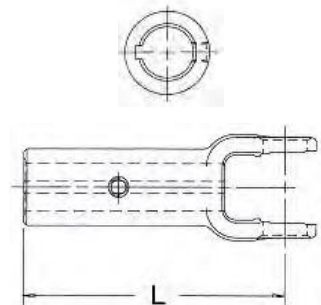
BORE	(L) LENGTH	— SET SCREW —			PART NUMBER
		HOLE SIZE	LOC.	DISTANCE TO END	
3/4" X 7/8"	5 1/2"	1/8" NPT	EAR	1"	10-1769



ROUND

BORE	(L) LENGTH	— KEYWAY —		— GREASE FITTING —		PART NUMBER
		WIDTH	LOC.	LOC.	DISTANCE TO END	
3/4"	5 1/2"	3/16"	GAP	GAP	2"	10-0313*
13/16"	5 1/2"	1/4"	GAP	GAP	1 3/4"	10-0323*
7/8"	5 1/2"	1/4"	GAP	GAP	1 3/4"	10-0333*
15/16"	5 1/2"	1/4"	GAP	GAP	2"	10-3203*
1"	5 1/2"	1/4"	GAP	GAP	1 3/4"	10-0383*
1 1/8"	5 1/2"	5/16"	GAP	GAP	1 3/4"	10-3183*
1 1/4"	5 1/2"	5/16"	GAP	GAP	1 3/4"	10-3163*
1 1/4"	5 1/2"	1/4"	GAP	GAP	2"	10-3173*
1 1/4"	5 1/2"	1/4"	GAP	GAP	1 3/4"	10-1767*

*GREASE FITTING ASSEMBLED IN YOKE



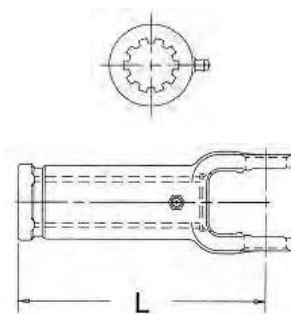
N1000 SERIES CONTINUED

IMPLEMENT YOKES

SPLINE SLIP

BORE	(L) LENGTH	GREASE FITTING		PART NUMBER
		LOC.	DISTANCE TO END	
1 1/8"-10 SPL	5 1/2"	GAP	1 3/4"	10-0381*
1 1/8"-10 SPL	5 1/2"	GAP	3 1/2"	11-1075*
1 1/8"-10 SPL	5 1/2"	GAP	3 1/2"	10-5275*
1 1/4"-6 SPL	5 1/2"	GAP	2"	10-1765*
1 1/4"-16 SPL	5 1/2"	GAP	3"	10-0318*

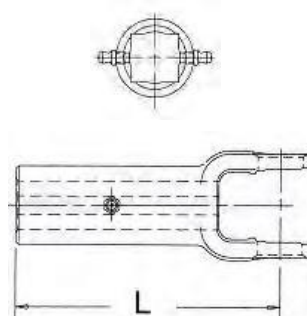
*GREASE FITTING ASSEMBLED IN YOKE



SQUARE

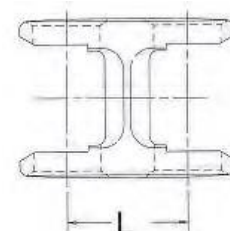
BORE	(L) LENGTH	GREASE FITTING		PART NUMBER
		LOC.	DISTANCE TO END	
3/4"	5 1/2"	GAP	2"	10-1758*
3/4"	5 1/2"	GAP	1 3/4"	10-0312*
7/8"	5 1/2"	GAP	1 3/4"	10-0322*
1"	5 1/2"	GAP	1 3/4"	10-3122*

*GREASE FITTING ASSEMBLED IN YOKE



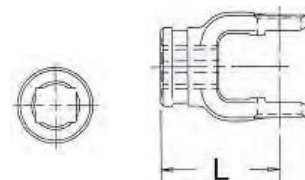
DOUBLE PIVOT YOKE

(L) LENGTH	MAXIMUM		PART NUMBER
	STATIC ANGLE	OPERATING ANGLE	
1 11/16"	7°	5°	10-5303
2 1/2"	20°	18°	10-5361
3 3/16"	90°	45°	10-5331



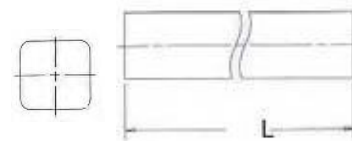
SHAFT WELD YOKE

BORE	(L) LENGTH	USE W/SHAFT PART NUMBER	PART NUMBER
3/4" X 7/8"	2 1/2"	73-0750	10-5129



RECTANGULAR SHAFT

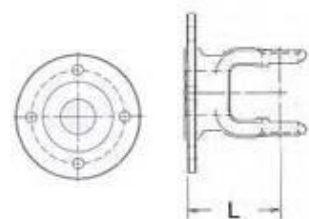
SIZE	(L) LENGTH	USE W/WELD YOKE PART NUMBER	PART NUMBER
3/4" X 7/8"	72"	10-5129	73-0750



FLANGE YOKES

BORE	(L) LENGTH	FLANGE		BOLT CIRCLE	HOLE DIA.	PART NUMBER
		TYPE	DIA			
---	2"	RD	3 1/2"	2 3/4" BC*	11/32"	46-6900
2 1/4" MP	1 39/64"	RD	3 1/2"	2 3/4" BC*	11/32"	46-6902
---	1 43/64"	RD	3 1/2"	2 3/4"	11/32"	10-1022

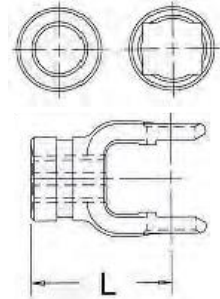
*UNEVEN BOLT HOLE SPACING



N1000 SERIES CONTINUED

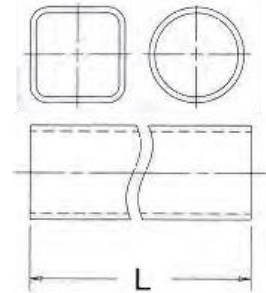
TUBE WELD YOKE

BORE	(L) LENGTH	USE W/TUBE PART NUMBER	FOR TUBE	PART NUMBER
1" X 1 1/8"	2 3/4"	70-1001	1" X 1 1/8"	10-5131
1 3/16" RD	3"	70-1625	1 5/8" X 16 GA	10-5132
1 1/4" RD	2 1/2"	---	1 1/4" X 13 GA	10-5174
---	2 1/2"	70-2000	2" X 14 GA	10-1005



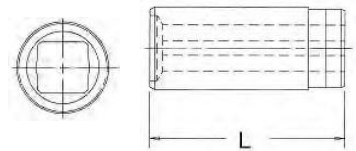
RECTANGULAR AND ROUND TUBE

O.D.	(L) LENGTH	WALL THICKNESS	USE W/WELD YOKE NUMBER	PART NUMBER
1" X 1 1/8"	72"	.125	15-5131	70-1001
1 5/8" RD	72"	.065 (16 GA)	15-5132	70-1625



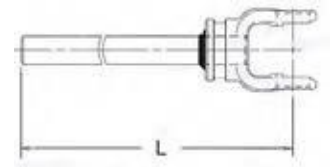
SLIP SLEEVE

I.D.	(L) LENGTH	LUBE FITTING	FOR TUBE	SHIELD BRG.NO.	PART NUMBER
3/4" X 7/8"	4"	NO.	1 5/8" X .065 (16GA)	---	53-0634



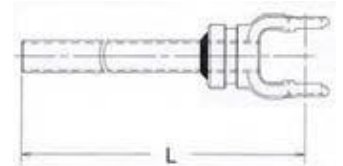
YOKE AND SHAFT ASSEMBLY

OVERALL DRIVELINE LENGTH	(L) LENGTH TO END	PART NUMBER
36"	24"	65-0627
48"	36"	65-0639
60"	48"	65-0651



YOKE AND TUBE ASSEMBLY

OVERALL DRIVELINE LENGTH	(L) LENGTH TO END	PART NUMBER
36"	24"	64-0627
48"	36"	64-0639
60"	48"	64-0651

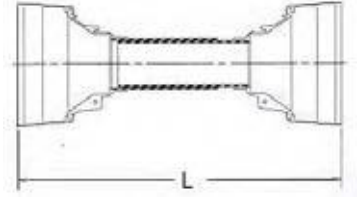


N1000 SERIES CONTINUED

WORLD SHIELD™ PLASTIC

OVERALL DRIVELINE LENGTH	(L) LENGTH	BELL O.D.	PART NUMBER
60"	51"	5 1/4"	69-0648

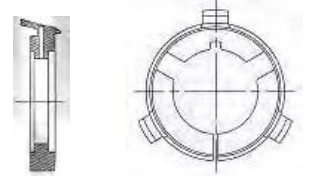
SHIELD BEARINGS ARE NOT INCLUDED. PLEASE ORDER PART NUMBER 56-0600
NOTE: SHIELDS CAN BE CUT TO FIT 36" AND 48" DRIVES



SHIELD BEARING

BEARING I.D.	BEARING WIDTH	USE W/SHIELD PART NUMBER	PART NUMBER
1 1/2"	5/16"	69-0648	56-0600

NOTE: TWO (2) BEARINGS PER BOX



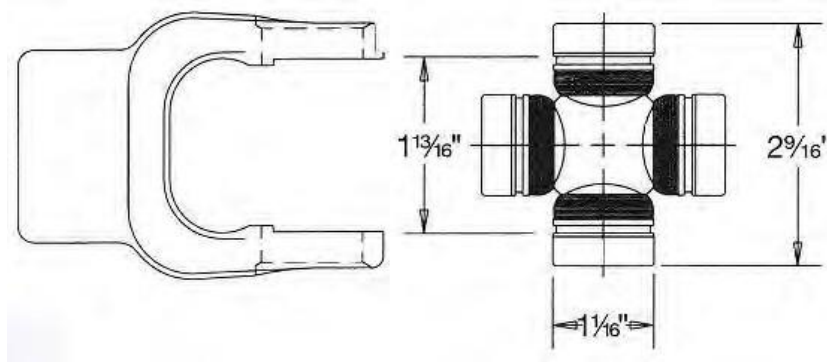
ALL L600 HAVE CHANGED TO 1000 SERIES

NOTES

1200 SERIES

ASAE
CATEGORY 2

REPLACES ROCKWELL® L12N SERIES - REPLACES WEASLER® 12 SERIES



CROSS AND BEARING KIT: INSIDE LOCK-UP

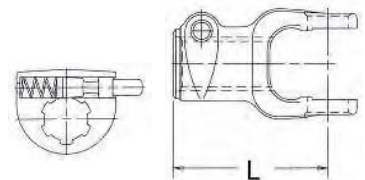
BEARING DIAMETER	LOCK-UP DIMENSIONS	OVERALL LENGTH	PART NUMBER
1 1/16"	1 13/16"	2 9/16"	1-1275

TRACTOR YOKES: QUICK DISCONNECT

PIN TYPE Q.D.

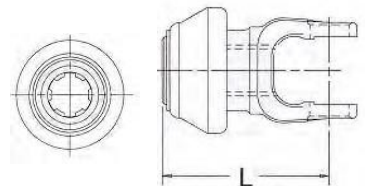
BORE	(L) LENGTH	PIN REPAIR KIT PART NUMBER	PART NUMBER
1 3/8"-6 SPL	4 1/16"	56-1857	12-1190
1 3/8"-21 SPL	4 1/16"	56-1857	12-1193

NOTE: TRACTOR END USE ONLY



COLLAR TYPE Q.D.

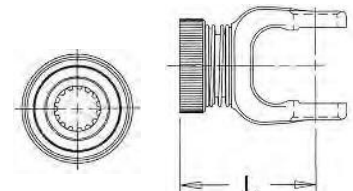
BORE	(L) LENGTH	COLLAR REPAIR KIT PART NUMBER	PART NUMBER
1 3/8"-6 SPL	4 1/2"	56-3001	12-2330
1 3/8"-21 SPL	4 1/2"	56-3001	12-2321



LAWN AND GARDEN YOKE

SLIDE COLLAR Q.D.

BORE	(L) LENGTH	COLLAR REPAIR KIT PART NUMBER	PART NUMBER
1"-15 SPL	3 1/4"	56-0615	12-2300



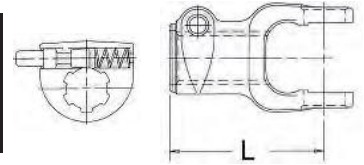
1200 CONTINUED

IMPLEMENT YOKES

PIN TYPE Q.D.

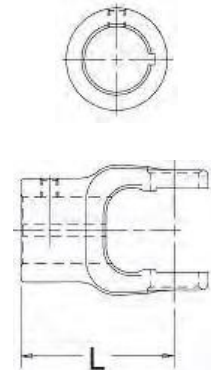
BORE	(L) LENGTH	PIN REPAIR KIT PART NUMBER	PART NUMBER
1 3/8"-6 SPL	4 1/16"	56-1857	12-1300
1 3/8"-21 SPL	4 1/16"	56-1857	12-1350

NOTE: IMPLEMENT END USE ONLY



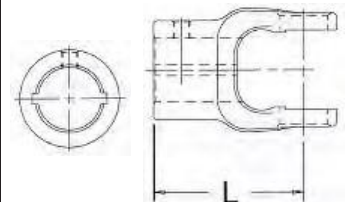
ROUND

BORE	(L) LENGTH	KEYWAY		———— SET SCREW ————			PART NUMBER
		WIDTH	LOC.	HOLE SIZE	LOC.	DISTANCE TO END	
3/4	2 3/4"	3/16"	EAR	3/8"-16	GAP	5/8"	12-1312
13/16"	3 1/2"	1/4"	EAR	3/8"-16	GAP	7/8"	12-1112
7/8"	2 3/4"	1/4"	EAR	3/8"-16	GAP	5/8"	12-1133
7/8"	3 1/2"	1/4"	EAR	3/8"-16	GAP	7/8"	12-1113
15/16"	2 3/4"	1/4"	EAR	3/8"-16	GAP	5/8"	12-1134
1"	2 3/4"	1/4"	EAR	3/8"-16	GAP	7/8"	12-1135
1"	2 3/4"	1/4"	EAR	3/8"-16	EAR	5/8"	12-1155
1"	3 1/2"	1/4"	EAR	3/8"-16	GAP	7/8"	12-1115
1 1/8"	2 3/4"	5/16"	EAR	3/8"-16	GAP	7/8"	12-1137
1 1/8"	2 3/4"	1/4"	EAR	3/8"-16	EAR	5/8"	12-1162
1 1/8"	3 1/2"	5/16"	EAR	3/8"-16	GAP	7/8"	12-1117
1 1/8"	3 1/2"	1/4"	EAR	(2)3/8"-16	EAR	7/8"	12-1326
					GAP		
1 3/16"	3 1/2"	5/16"	EAR	3/8"-16	GAP	7/8"	12-1118
1 1/4"	2 3/4"	5/16"	EAR	3/8"-16	GAP	7/8"	12-1139
1 1/4"	2 3/4"	5/16"	EAR	3/8"-16	EAR	5/8"	12-1169
1 1/4"	3 1/2"	5/16"	EAR	3/8"-16	GAP	7/8"	12-1119
1 1/4"	3 1/2"	1/4"	EAR	(2)3/8"-16	EAR	5/8"	12-1176
					GAP		
1 3/8"	3 1/2"	5/16"	EAR	3/8"-16	GAP	7/8"	12-1120
1 1/2"	2 3/4"	3/8"	GAP	(2)3/8"-16	EAR	5/8"	12-1175
					GAP		



ROUND-DOUBLE KEYWAY

BORE	(L) LENGTH	KEYWAY		———— SET SCREW ————			PART NUMBER
		WIDTH	LOC.	HOLE SIZE	LOC.	DISTANCE TO END	
1"	3 1/2"	3/16"	EAR	3/8"-16	GAP	7/8"	12-1215
		1/4"					
1 1/8"	3 1/2"	1/4"	EAR	3/8"-16	GAP	7/8"	12-1216
		5/16"					
1 1/4"	3 1/2"	1/4"	EAR	3/8"-16	GAP	7/8"	12-1218
		5/16"					

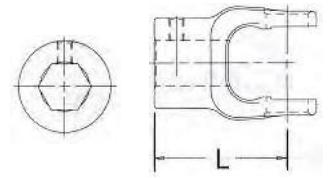


1200 CONTINUED

IMPLEMENT YOKES

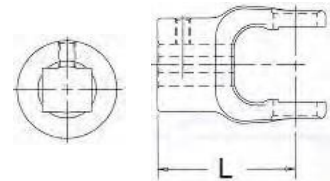
HEXAGON

BORE	(L) LENGTH	SET SCREW		DISTANCE TO END	PART NUMBER
		HOLE SIZE	LOC.		
1 1/8"	2 3/4"	3/8"-16	GAP	5/8"	12-1168
1 1/8"	3 1/2"	3/8"-16	GAP	7/8"	12-1328



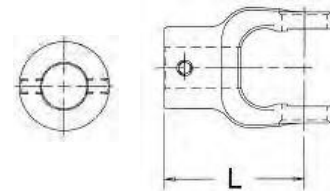
RECTANGULAR

BORE	(L) LENGTH	DRILL THRU		DISTANCE TO END	PART NUMBER
		HOLE SIZE	LOC.		
1" X 1 1/8"	3 1/2"	25/64"	GAP	1"	12-1197



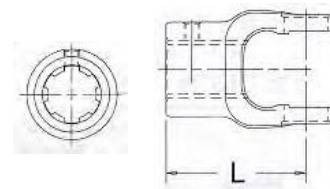
SHEAR

BORE	(L) LENGTH	DRILL THRU		DISTANCE TO END	PART NUMBER
		HOLE SIZE	LOC.		
1"	3"	21/64"	EAR	5/8"	12-1319
1 1/8"	3 1/2"	5/16"	GAP	5/8"	12-1302
1 1/4"	3"	25/64"	EAR	5/8"	12-1330
1 3/8"	3 1/4"	17/32"	GAP	1/2"	12-1320



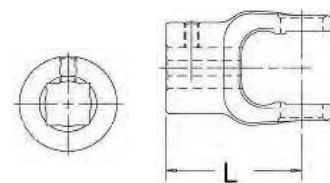
SPLINE

BORE	(L) LENGTH	DRILL THRU		DISTANCE TO END	PART NUMBER
		HOLE SIZE	LOC.		
1 1/8"-6 SPL	3 1/2"	21/64"	GAP	1 1/4"	12-1181
1 3/8"-6 SPL	3 1/2"	21/64"	GAP	15/16"	12-1172
1 3/8"-21 SPL	3 1/2"	---	---	---	12-1315



SQUARE

BORE	(L) LENGTH	SET SCREW OR DRILL THRU		DISTANCE TO END	PART NUMBER
		HOLE SIZE	LOC.		
7/8"	2 3/4"	3/8"-16	EAR	5/8"	12-1170
7/8" X 1"*	3 1/2"	3/8"-16	EAR	7/8"	12-1301
1"	2 3/4"	3/8"-16	EAR	5/8"	12-1159
1"	3 1/2"	3/8"-16	EAR	7/8"	12-1163
1 1/8"	3 1/2"	25/64" D.T.	GAP	5/8"	12-1148
1 1/4"	2 3/4"	11/32" D.T.	GAP	5/8"	12-1321




*DOUBLE SQUARE

1200 CONTINUED

IMPLEMENT SLIP YOKES

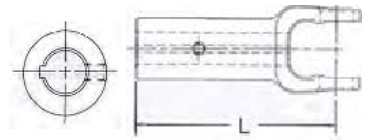
HEXAGON

BORE	(L) LENGTH	SET SCREW		DISTANCE TO END	PART NUMBER
		HOLE SIZE	LOC.		
1 1/8"	5 1/4"	1/8" NPT	GAP	1 3/4"	12-1173



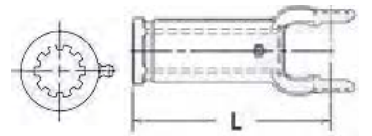
ROUND

BORE	(L) LENGTH	KEYWAY		SET SCREW		DISTANCE TO END	PART NUMBER
		WIDTH	LOC.	HOLE SIZE	LOC.		
1"	5 1/4"	1/4"	EAR	1/8" NPT	EAR	1 3/4"	12-1316
1 1/4"	5 1/4"	5/16"	EAR	1/8" NPT	EAR	1 3/4"	12-1174



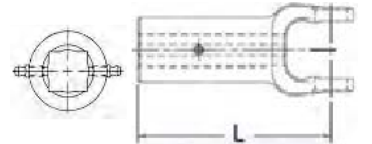
SPLINE

BORE	(L) LENGTH	SET SCREW		DISTANCE TO END	PART NUMBER
		HOLE SIZE	LOC.		
1 1/4"-6 SPL	5 1/4"	1/8" NPT	GAP	1 3/4"	12-1171
1 3/8"-16 SPL	5 1/4"	1/4"-28	GAP	3 3/8"	12-2322



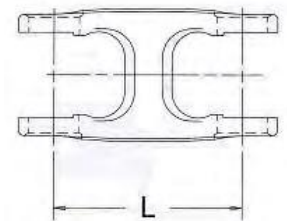
SQUARE

BORE	(L) LENGTH	SET SCREW		DISTANCE TO END	PART NUMBER
		HOLE SIZE	LOC.		
1"	5 1/4"	1/8" NPT	GAP	1 3/4"	12-1314



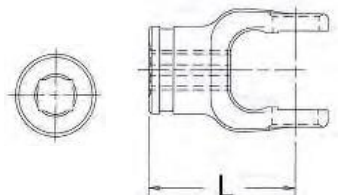
DOUBLE PIVOT YOKE

(L) LENGTH	MAXIMUM		PART NUMBER
	STATIC ANGLE	OPERATING ANGLE	
2 3/8"	10°	7°	12-1410
3 3/8"	37°	35°	12-1400



SHAFT WELD YOKE

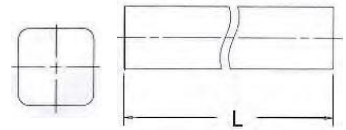
BORE	(L) LENGTH	USE W/SHAFT PART NUMBER	PART NUMBER
1" X 1 1/8"	2 15/16"	73-1001	12-1340



1200 CONTINUED

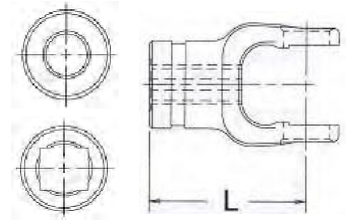
RECTANGULAR SHAFT

BORE	(L) LENGTH	USE W/SHAFT PART NUMBER	PART NUMBER
1" X 1 1/8"	72"	12-1340	73-1001



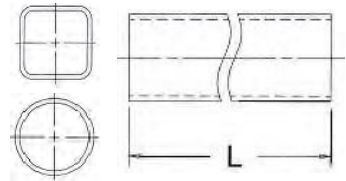
TUBE WELD YOKE

BORE	(L) LENGTH	USE W/TUBE PART NUMBER	FOR TUBE	PART NUMBER
1 9/32" X 1 13/32"	2 15/16"	70-1250	1 1/4" X 1 3/8"	12-1318
1 1/2" RD	3 3/4"	70-2000	2" X .083(14 GA)	12-1334
1 3/16" SQ	3 1/4"	---	1 3/4" X 1/8"	12-1308



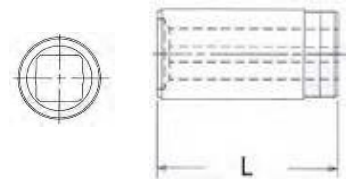
RECTANGULAR AND ROUND TUBE

O.D.	(L) LENGTH	WALL THICKNESS	USE W/WELD YOKE PART NUMBER	PART NUMBER
1 1/4" x 1 3/8"	72"	.125	12-1318	70-1250
2"	72"	.083(14 GA)	12-1334	70-2000



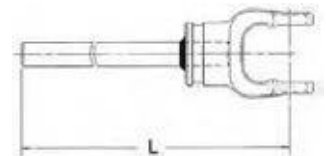
SLIP SLEEVE

I.D.	(L) LENGTH	LUBE FITTING	FOR TUBE	SHIELD BRG. NO.	PART NUMBER
1" X 1 1/8"	5"	YES	2" X .083(14 GA)	56-2294 56-2295	53-2034



YOKE AND SHAFT ASSEMBLY

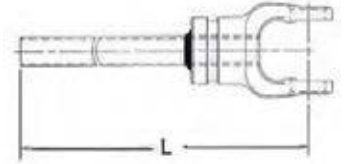
OVERALL DRIVELINE LENGTH	(L) LENGTH TO END	PART NUMBER
36"	24"	65-2827
48"	36"	65-2839
60"	48"	65-2851



1200 CONTINUED

YOKE AND TUBE ASSEMBLY

OVERALL DRIVELINE LENGTH	(L) LENGTH TO END	PART NUMBER
36"	24"	64-2727(64-2728)
48"	36"	64-2739
60"	48"	64-2751

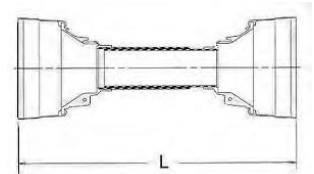


WORLD SHIELD™ PLASTIC

OVERALL DRIVELINE LENGTH	(L) LENGTH TO	BELL O.D.	PART NUMBER
60"	5	6 1/8"	69-1248

SHIELD BEARINGS ARE NOT INCLUDED. PLEASE ORDER PART NUMBER 56-2000

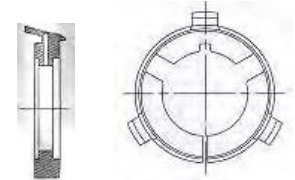
NOTE: SHIELD CAN BE CUT SHORTER TO FIT 36" AND 48" DRIVES.



SHIELD BEARING

BEARING I.D.	BEARING WIDTH	USE W/SHIELD PART NUMBER	PART NUMBER
2 1/16"	11/32"	69-1248	56-2000

NOTE: TWO (2) BEARINGS PER BOX



UNWELDED DRIVESHAFT

(L) MAXIMUM LENGTH	TUBE	YOKE	PART NUMBER
55 1/4"	2" RD X 14	1 3/8"-	63-1254
67 1/4"	2" RD X 14	1 3/8"-	63-1266

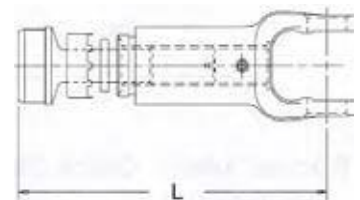


NOTE: THE SPEED AND LENGTH COMBINATION SHOULD NOT EXCEED THE CRITICAL SPEED OF THE DRIVESHAFT.

UNWELDED SLIP ASSEMBLIES CAN BE FURNISHED IN LENGTHS UP TO THE MAXIMUM SHOWN IN THE TABLE. ONE END OF THE DRIVESHAFT IS SUPPLIED UNWELDED AND MAY BE CUT TO THE DESIRED LENGTH BY THE CUSTOMER.

SLIP YOKE AND STUB ASSEMBLY

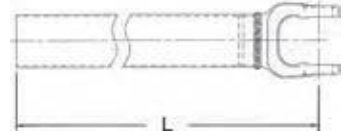
(L) MIN. LENGTH TO END	(L) MAX. LENGTH TO END	PART NUMBER
6 1/4"	7 3/4"	51-2322



1200 CONTINUED

YOKE AND TUBE ASSEMBLY

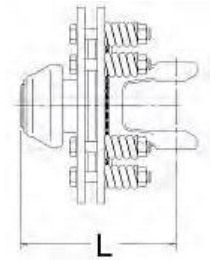
(L) LENGTH TO END	PART NUMBER
48"	52-4600
60"	52-5800



FRICITION CLUTCH 2 PLATE

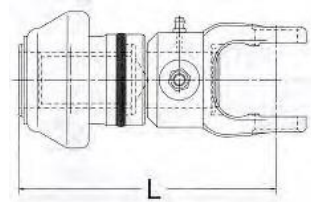
BORE	(L) LENGTH	FLANGE O.D.	FRICITION DISC REPAIR PART NUMBER	PART NUMBER
1 3/8"-6 SPL	5 3/4"	7 1/8"	61-1200*	80-1202

*TWO (2) PER BOX



SHEAR BOLT: COLLAR TYPE Q.D.

BORE	(L) LENGTH	COLLAR REPAIR KIT PART NUMBER	PART NUMBER
1 3/8"-6 SPL	6 3/8"	56-3001	12-2506
1 3/8"-21 SPL	6 3/8"	56-3001	12-2521

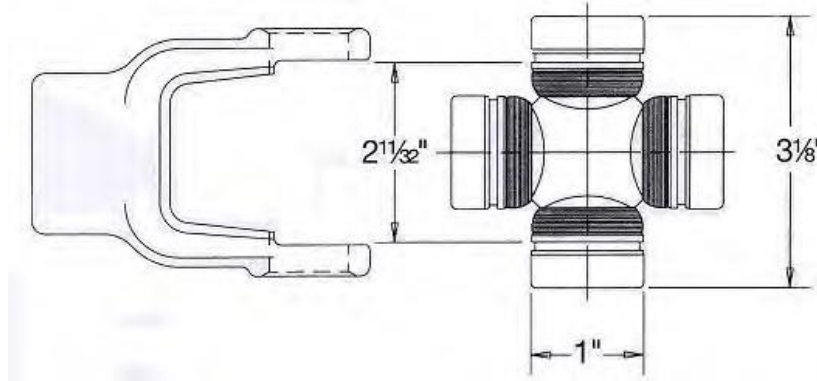


NOTES

1800 SERIES

ASAE
CATEGORY 3

REPLACEMENT CATEGORY 3 SERIES



CROSS AND BEARING KIT: INSIDE LOCK-UP

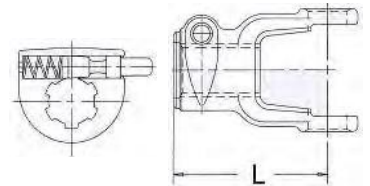
BEARING DIAMETER	LOCK-UP DIMENSIONS	OVERALL LENGTH	PART NUMBER
1"	2 11/32"	3 1/8"	1-1875

TRACTOR YOKES: QUICK DISCONNECT

PIN TYPE Q.D.

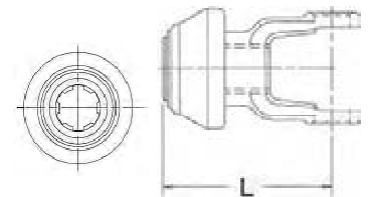
BORE	(L) LENGTH	PIN REPAIR KIT PART NUMBER	PART NUMBER
1 3/8"-6 SPL	4 1/4"	56-1857	18-7403
1 3/8"-21 SPL	4 1/4"	56-1857	18-7406

NOTE: TRACTOR END USE ONLY



COLLAR TYPE Q.D.

BORE	(L) LENGTH	COLLAR REPAIR KIT PART NUMBER	PART NUMBER
1 3/8"-6 SPL	4 11/32"	56-3001	18-7330
1 3/8"-21 SPL	4 11/32"	56-3001	18-7339

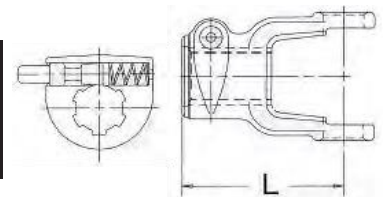


IMPLEMENT YOKES

PIN TYPE Q.D.

BORE	(L) LENGTH	PIN REPAIR KIT PART NUMBER	PART NUMBER
1 3/8"-6 SPL	4 1/4"	56-1857	18-7404
1 3/8"-21 SPL	4 1/4"	56-1857	18-7405

NOTE: IMPLEMENT END USE ONLY

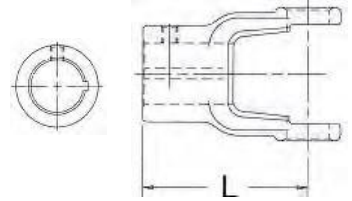


1800 SERIES CONTINUED

IMPLEMENT YOKES

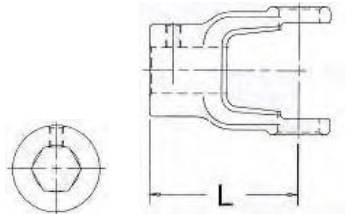
ROUND

BORE	(L) LENGTH	—KEYWAY—		—SET SCREW OR DRILL THRU—			PART NUMBER
		WIDTH	LOC.	HOLE SIZE	LOC.	DISTANCE TO END	
1"	3 3/4"	1/4"	EAR	3/8"-16	GAP	7/8"	18-7115
1 1/8"	3 3/4"	5/16"	EAR	3/8"-16	GAP	7/8"	18-7117
1 1/4"	3 3/4"	5/16"	EAR	3/8"-16	GAP	7/8"	18-7119
1 3/8"	3 1/2"	---	---	17/32" D.T.	GAP	1/2"	18-7315
1 3/8"	3 3/4"	5/16"	EAR	3/8"-16	GAP	7/8"	18-7120
1 1/2"	3 1/4"	3/8"	EAR	3/8"-16	EAR	5/8"	18-7313
				3/8"-16	GAP		



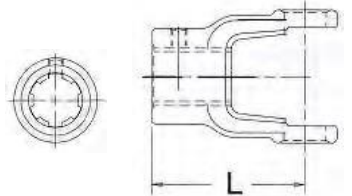
HEXAGON

BORE	(L) LENGTH	HOLE SIZE	SET SCREW LOC.	DISTANCE TO END	PART NUMBER
1 1/8"	3 3/4"	3/8"-16	EAR	7/8"	18-7128



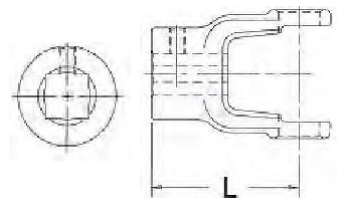
SPLINE

BORE	(L) LENGTH	HOLE SIZE	DRILL THRU LOC.	DISTANCE TO END	PART NUMBER
1 3/8"-6 SPL	3 3/4"	21/64"	GAP	15/16"	18-7132



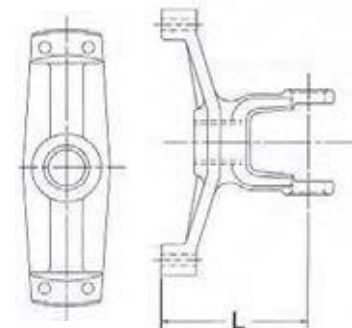
SQUARE

BORE	(L) LENGTH	SET SCREW OR DRILL THRU			PART NUMBER
		HOLE SIZE	LOC.	DISTANCE TO END	
1"	3 5/8"	---	---	---	18-7125
1 1/4"	3 1/4"	---	---	---	18-7127



TORQUE LIMITER

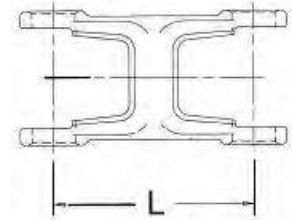
BORE	(L) LENGTH	FLANGE TYPE	FLANGE DIA.	BOLT CIRCLE	HOLE DIAMETER	NO OF HOLES	PART NUMBER
1 1/16"	4 5/16"	RECT	8"	7 1/4"	11/32"	4	48-7202



1800 SERIES CONTINUED

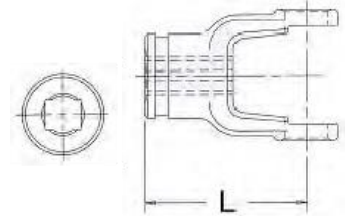
DOUBLE PIVOT YOKE

(L) LENGTH	MAXIMUM		PART NUMBER
	STATIC ANGLE	OPERATING ANGLE	
2 1/8"	10°	7°	18-1800
2 7/8"	24°	22°	18-1805
3 3/8"	34°	31°	18-1810



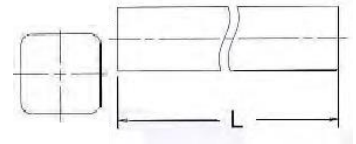
SHAFT WELD YOKE

BORE	(L) LENGTH	USE W/SHAFT PART NUMBER	PART NUMBER
1" X 1 1/8"	3 3/8"	73-1001	18-7327



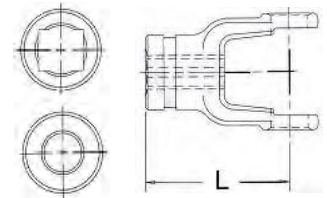
RECTANGULAR SHAFT

BORE	(L) LENGTH	USE W/WELD PART NUMBER	PART NUMBER
1" X 1 1/8"	72"	18-7327	73-1001



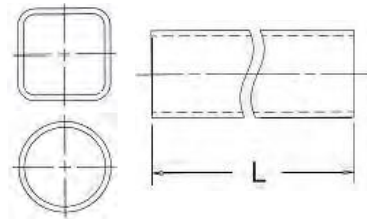
TUBE WELD YOKE

BORE	(L) LENGTH	USE W/TUBE PART NUMBER	FOR TUBE	PART NUMBER
1 9/32" X 1 13/32"	3 3/8"	70-1250	1 1/4" X 1 3/8"	18-7328
1 1/2" RD	3 1/2"	70-2000	2" X .083 (14 GA)	18-7305



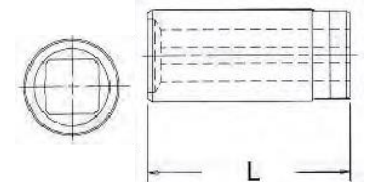
RECTANGULAR AND ROUND TUBE

O.D.	(L) LENGTH	WALL THICKNESS	USE W/WELD YOKE NUMBER	PART NUMBER
1 1/4" X 1 3/8"	72"	.125	18-7328	70-1250
2"	72"	.083 (14 GA)	18-7305	70-2000



SLIP SLEEVE

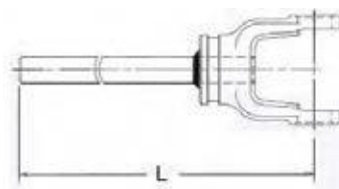
I.D.	(L) LENGTH	LUBE FITTING	FOR TUBE	SHIELD BRG. NO.	PART NUMBER
1" X 1 1/8"	5"	YES	2" X .083 (14 GA)	56-2294 56-2295	53-2034



1800 SERIES CONTINUED

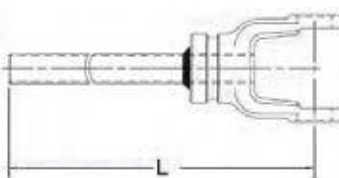
YOKE AND SHAFT ASSEMBLY

OVERALL DRIVELINE LENGTH	(L) LENGTH TO END	PART NUMBER
36"	24"	65-1828
48"	36"	65-1840
60"	48"	65-1852



YOKE AND TUBE ASSEMBLY

OVERALL DRIVELINE LENGTH	(L) LENGTH TO END	PART NUMBER
36"	24"	64-1828
48"	36"	64-1840
60"	48"	64-1852

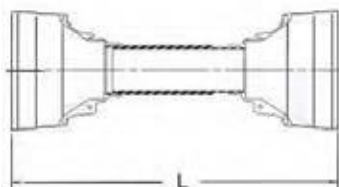


WORLD SHIELD™ PLASTIC

OVERALL DRIVELINE LENGTH	(L) LENGTH	BELL O.D.	PART NUMBER
60"	52"	6 1/8"	69-1248

SHIELD BEARINGS ARE NOT INCLUDED. PLEASE ORDER PART NUMBER 56-2000

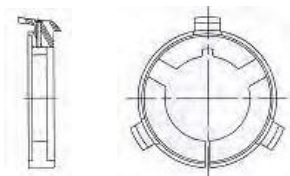
NOTE: SHIELD CAN BE CUT SHORTER TO FIT 36" AND 48" DRIVES.



SHIELD BEARING

BEARING I.D.	BEARING WIDTH	USE W/SHIELD PART NUMBER	PART NUMBER
2 1/16"	11/32"	69-1248	56-2000

NOTE: TWO (2) BEARINGS PER BOX



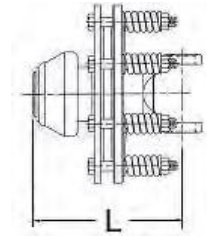
1800 SERIES CONTINUED

FRICITION CLUTCH

2 PLATE

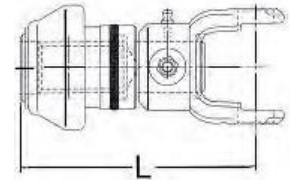
BORE	(L) LENGTH	FLANGE O.D.	FRICITION DISC REPAIR PART NUMBER	PART NUMBER
1 3/8"-6 SPL	5 7/8"	7 1/8"	61-1200*	80-1802

*TWO (2) PER BOX



SHEAR BOLT: COLLAR TYPE Q.D.

BORE	(L) LENGTH	COLLAR REPAIR KIT PART NUMBER	PART NUMBER
1 3/8"-6 SPL	6 3/8"	56-3001	18-7506

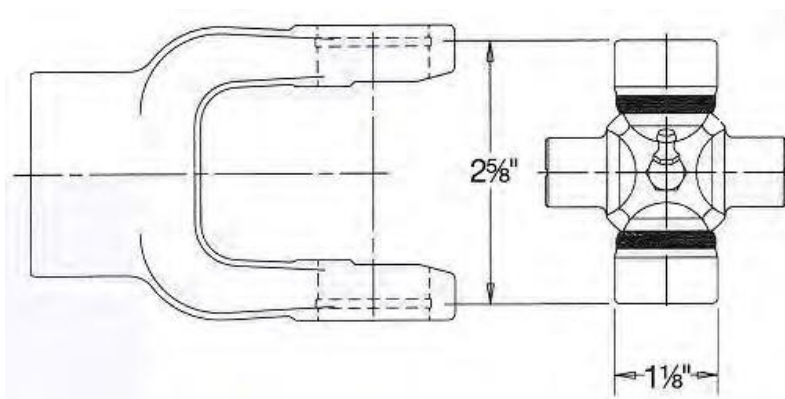


NOTES

2000 SERIES

ASAE
CATEGORY 3

REPLACES ROCKWELL® L14N SERIES - REPLACES WEASLER® 14 SERIES



CROSS AND BEARING KIT: OUTSIDE LOCK-UP

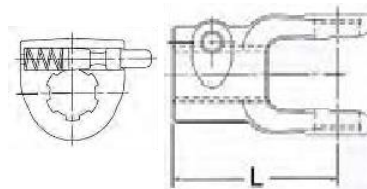
BEARING DIAMETER	LOCK-UP DIMENSIONS	OVERALL LENGTH	PART NUMBER
1 1/8"	2 5/8"	2 5/8"	1-2075

TRACTOR YOKES: QUICK DISCONNECT

PIN TYPE Q.D.

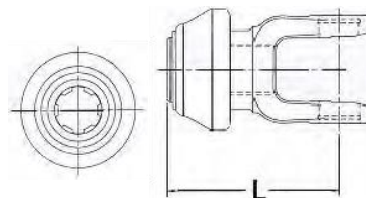
BORE	(L) LENGTH	PIN REPAIR KIT PART NUMBER	PART NUMBER
1 3/8"-6 SPL	4 1/4"	56-1857	20-9309
1 3/8"-21 SPL	4 1/4"	56-1857	20-9325

NOTE: TRACTOR END USE ONLY



COLLAR TYPE Q.D.

BORE	(L) LENGTH	COLLAR REPAIR KIT PART NUMBER	PART NUMBER
1 3/8"-6 SPL	4 3/4"	56-3001	20-9330
1 3/8"-21 SPL	4 3/4"	56-3001	20-9321

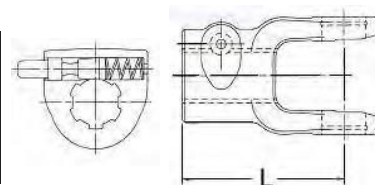


IMPLEMENT YOKES

PIN TYPE Q.D.

BORE	(L) LENGTH	PIN REPAIR KIT PART NUMBER	PART NUMBER
1 3/8"-6 SPL	4 1/4"	56-1857	20-9319
1 3/8"-21 SPL	4 1/4"	56-1857	20-9324

NOTE: IMPLEMENT END USE ONLY

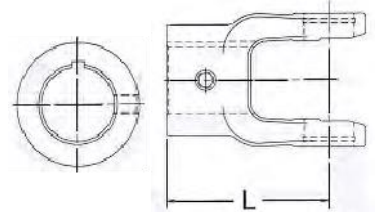


2000 SERIES CONTINUED

IMPLEMENT YOKES

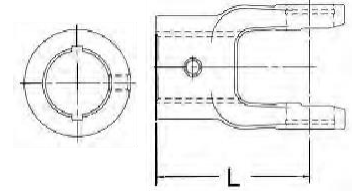
ROUND

BORE	(L) LENGTH	KEYWAY		SET SCREW OR DRILL THRU			PART NUMBER
		WIDTH	LOC.	HOLE SIZE	LOC.	DISTANCE TO END	
1"	3 3/4"	1/4"	EAR	3/8"-16	GAP	7/8"	20-9115
1 1/8"	3 3/4"	5/16"	EAR	3/8"-16	GAP	7/8"	20-9117
1 3/16"	3 3/4"	5/16"	EAR	3/8"-16	GAP	7/8"	20-9118
1 1/4"	3 3/4"	1/4"	EAR	3/8"-16	GAP	7/8"	20-9302
1 1/4"	3 3/4"	5/16"	EAR	3/8"-16	GAP	7/8"	20-9119
1 3/8"	3 3/4"	5/16"	EAR	3/8"-16	GAP	7/8"	20-9120
1 3/8"	3 3/4"	---	---	7/16" D.T.	GAP	13/16"	20-9189
1 7/16"	3 3/4"	3/8"	EAR	3/8"-16	GAP	7/8"	20-9154
1 1/2"	3 3/4"	3/8"	GAP	3/8"-16	EAR	7/8"	20-9307
				3/8"-16	GAP		



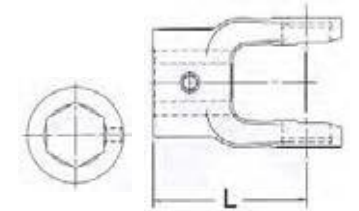
ROUND-DOUBLE KEYWAY

BORE	(L) LENGTH	KEYWAY		SET SCREW			PART NUMBER
		WIDTH	LOC.	HOLE SIZE	LOC.	DISTANCE TO END	
1 1/8"	3 3/4"	1/4"	EAR	3/8"-16	GAP	7/8"	20-9216
		5/16"					
1 3/16"	3 3/4"	1/4"	EAR	3/8"-16	GAP	7/8"	20-9217
		5/16"					
1 1/4"	3 3/4"	1/4"	EAR	3/8"-16	GAP	7/8"	20-9218
		5/16"					



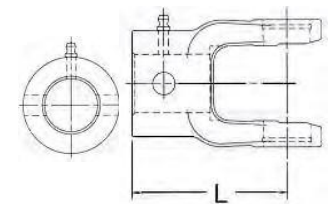
HEXAGON

BORE	(L) LENGTH	SET SCREW			PART NUMBER
		HOLE SIZE	LOC.	DISTANCE TO END	
1 1/4"	4"	1/4"-28	GAP	1 1/2"	20-9191
1 1/8"	3 1/2"	SHEAR PIN HOLES		1"	191AP



SHEAR

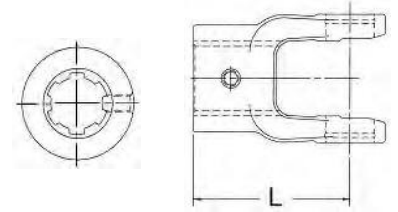
BORE	(L) LENGTH	DRILL THRU			PART NUMBER
		HOLE SIZE	LOC.	DISTANCE TO END	
1 1/8"	3 3/4"	1/4"	GAP	7/8"	20-9318
1 1/4"	3 3/4"	1/4"	GAP	7/8"	20-9317
1 3/8"	3 1/2"	17/32"	GAP	1/2"	20-9160
1 1/2"	3 3/4"	1/4"	GAP	7/8"	20-9320



2000 SERIES CONTINUED

IMPLEMENT YOKES SPLINE

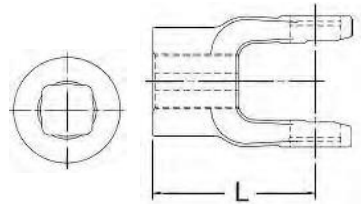
BORE	(L) LENGTH	— SET SCREW OR DRILL THRU —		PART NUMBER	
		HOLE SIZE	LOC.		DISTANCE TO END
1 1/8"-6 SPL	3 7/16"	21/64"	GAP	1 1/16"	20-9180
1 1/4"-6 SPL	2 3/4"	11/32"	GAP	1"	20-9311
1 1/4"-6 SPL	3 1/2"	1/2"-20	GAP	1 1/16"	20-9306*
1 3/8"-6SPL	3 3/4"	21/64"	GAP	15/16"	20-9132
1 3/8"-21 SPL	3 3/4"	21/64"	GAP	7/8"	20-9193



*NOTE: FOR USE WITH PART NUMBER 53-2047

SQUARE

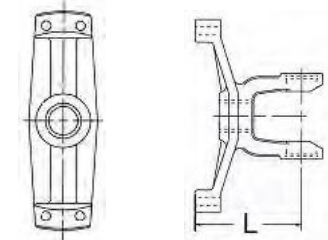
BORE	(L) LENGTH	— SET SCREW —		PART NUMBER	
		HOLE SIZE	LOC.		DISTANCE TO END
7/8" X 1"*	3 3/4"	3/8"-16	EAR	7/8"	20-9310
1 1/8"	3 3/4"	3/8"-16	GAP	7/8"	20-9183
1 1/4"	3 9/16"	3/8"-16	GAP	3/4"	20-9127



*DOUBLE SQUARE

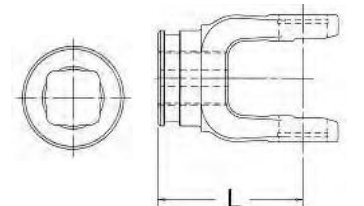
TORQUE LIMITER

BORE	(L) LENGTH	— FLANGE —		BOLT CIRCLE	HOLE DIAMETER	NO. OF HOLES	PART NUMBER
		TYPE	DIA.				
1 1/16"	4 5/16"	RECT	8"	7 1/16"	11/32"	4	48-9202



SHAFT WELD YOKE

BORE	(L) LENGTH	USE W/SHFT PART NUMBER	PART NUMBER
1" X 1 1/8"	3 3/16"	73-1001	20-9126
1" X 1 1/8"	3 3/16"	73-1001	20-9129*

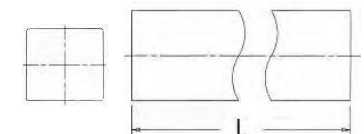


*COMMON PHASING FOR WEASLER® MANUFACTURED DRIVES

WEASLER® DRIVES ARE PHASED 90° OFF FROM NEAPCO DRIVES AND THEREFORE ARE NOT INTERCHANGEABLE IN HALF-SHAFT SUB-ASSEMBLIES.

RECTANGULAR SHAFT

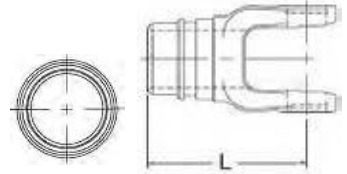
BORE	(L) LENGTH	USE W/WELD PART NUMBER	PART NUMBER
1" X 1 1/8"	72"	20-9126	73-1001



2000 SERIES CONTINUED

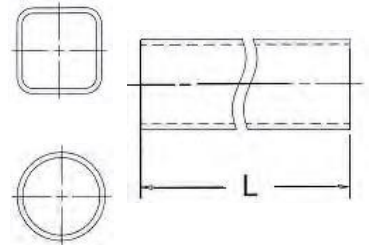
ROUND AND RECTANGULAR TUBE WELD YOKE

BORE	(L) LENGTH	USE W/TUBE PART NUMBER	FOR TUBE	PART NUMBER
1 1/2" RD	4"	70-2000	2" X .083 (14 GA)	20-9131
1 9/32 X 1 13/32" RECT	3 3/16"	70-1250	1 1/4" X 1 3/4"	20-9313



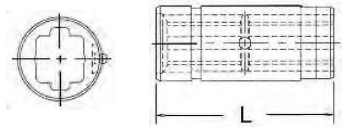
ROUND AND RECTANGULAR TUBE

O.D.	(L) LENGTH	WALL THICKNESS	USE W/WELD YOKE PART NUMBER	PART NUMBER
2"	72"	.083 (14 GA)	20-9131	70-2000
1 1/4" X 1 3/8"	72"	.125	20-9313	70-1250



SLIP SLEEVE

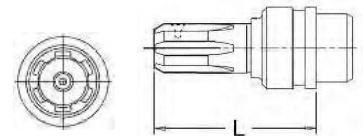
I.D.	(L) LENGTH	LUBE FITTING	FOR TUBE	SHIELD BRG.NO.	PART NUMBER
1' x 1 1/8"	5"	YES	2" X .083 (14 GA)	56-2294 56-2295	53-2034



BEARING STUB

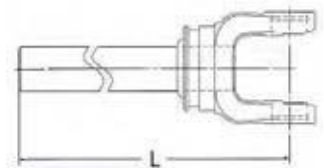
DIAMETER	BEARING DIAMETER	(L) END TO WELD	USE W/TUBE PART NUMBER	PART NUMBER
1 1/4"-6 SPL	1 3/8"	4 1/2"	70-2000	53-2047*

*NOTE: FOR USE WITH PART NUMBER 20-9306
DRILLED FOR CONE POINTED SET SCREW



YOKE AND SHAFT ASSEMBLY

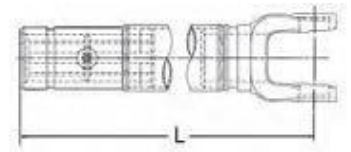
OVERALL DRIVELINE LENGTH	(L) LENGTH TO END	PART NUMBER
36"	23 5/8"	65-2828
48", 60"	35 3/4"	65-2840



2000 SERIES CONTINUED

YOKE, TUBE, AND SLEEVE ASSEMBLY

OVERALL DRIVELINE LENGTH	(L) LENGTH TO END	PART NUMBER
36"	24 3/4"	64-2728
48"	36 9/16"	64-2740
60"	48 9/16"	64-2752

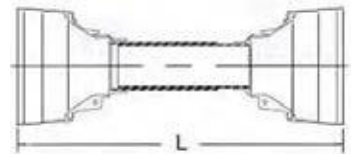


WORLD SHIELD™ PLASTIC

OVERALL DRIVELINE LENGTH	(L) LENGTH	BELL O.D.	PART NUMBER
60"	52"	6 1/8"	69-1248

SHIELD BEARINGS ARE NOT INCLUDED. PLEASE ORDER PART NUMBER 56-2000

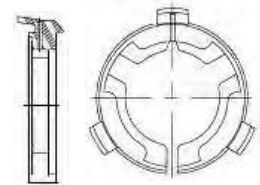
NOTE: SHIELD CAN BE CUT SHORTER TO FIT 36" AND 48" DRIVES.



SHIELD BEARING

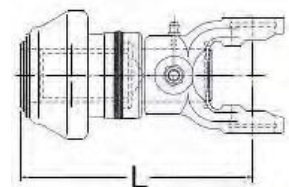
BEARING I.D.	BEARING WIDTH	USE W/SHIELD PART NUMBER	PART NUMBER
2 1/16"	11/32"	69-12458	56-2000

NOTE: TWO (2) BEARINGS PER BOX



SHEAR BOLT: COLLAR TYPE Q.D.

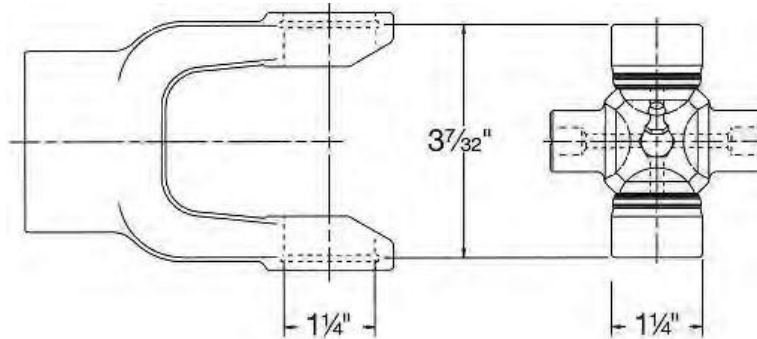
BORE	(L) LENGTH	COLLAR REPAIR KIT PART NUMBER	PART NUMBER
1 3/8" - 6 SPL	6 1/32"	56-3001	20-9506
1 3/8" - 21 SPL	6 1/32"	56-3001	20-9521



2200 SERIES

ASAE
CATEGORY 4

REPLACES ROCKWELL® L35N SERIES - REPLACES WEASLER® 35 SERIES



CROSS AND BEARING KIT: OUTSIDE LOCK-UP

BEARING DIAMETER	LOCK-UP DIMENSIONS	OVERALL LENGTH	PART NUMBER
1 1/4"	3 7/32"	3 7/32"	2-2275
1 1/4"	3 7/32"	3 7/32"	2-2276*

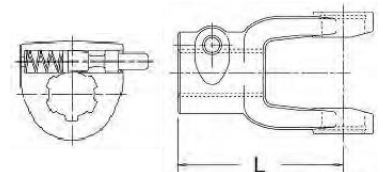
*GREASEABLE THRU (2) BEARINGS

TRACTOR YOKES: QUICK DISCONNECT

PIN TYPE Q.D.

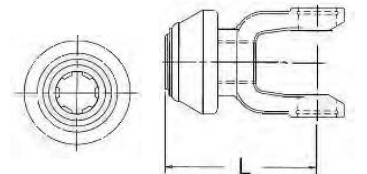
BORE	(L) LENGTH	PIN REPAIR KIT PART NUMBER	PART NUMBER
1 3/8"-6 SPL	4 13/16"	56-1857	22-2312
1 3/8"-21 SPL	4 13/16"	56-1857	22-2317

NOTE: TRACTOR END USE ONLY



COLLAR TYPE Q.D.

BORE	(L) LENGTH	COLLAR REPAIR KIT PART NUMBER	PART NUMBER
1 3/8"-6 SPL	5"	56-3001	22-2330
1 3/8"-21 SPL	5"	56-3001	22-3521
1 3/4"-20 SPL	6"	56-2669	22-1319

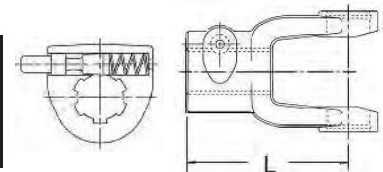


IMPLEMENT YOKES

PIN TYPE Q.D.

BORE	(L) LENGTH	PIN REPAIR KIT PART NUMBER	PART NUMBER
1 3/8"-6 SPL	4 13/16"	56-1857	22-2315
1 3/8"-21 SPL	4 13/16"	56-1857	22-2316

NOTE: IMPLEMENT END USE ONLY

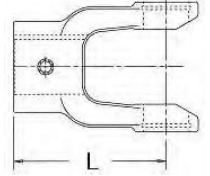
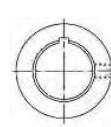


2200 SERIES CONTINUED

IMPLEMENT YOKES

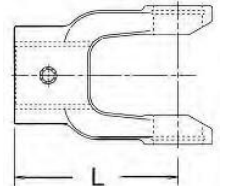
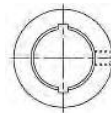
ROUND

BORE	(L) LENGTH	— KEYWAY —		— SET SCREW OR DRILL THRU —			PART NUMBER
		WIDTH	LOC.	HOLE SIZE	LOC.	DISTANCE TO END	
1"	4 3/16"	1/4"	EAR	3/8"-16	GAP	7/8"	22-1131
1 1/8"	4 3/16"	1/4"	EAR	3/8"-16	GAP	7/8"	22-1132
1 3/16"	4 3/16"	1/4"	EAR	3/8"-16	GAP	7/8"	22-1129
1 1/4"	4 3/16"	1/4"	EAR	3/8"-16	GAP	7/8"	22-1133
1 1/4"	4 3/16"	5/16"	EAR	3/8"-16	GAP	7/8"	22-1116
1 3/8"	4 3/16"	5/16"	EAR	3/8"-16	GAP	7/8"	22-1118
1 3/8"	4 3/16"	3/8"	EAR	3/8"-16 25/64"-D.T.	EAR GAP	3/4"	22-1155
1 3/8"	4 1/8"	3/8"	EAR	21/64"-D.T.	GAP	1 1/4"	22-1158
1 7/16"	4 3/16"	5/16"	EAR	3/8"-16	GAP	7/8"	22-1119
1 7/16"	4 3/16"	3/8"	EAR	3/8"-16 7/16"-D.T.	EAR GAP	1"	22-1178
1 1/2"	4 3/16"	3/8"	EAR	3/8"-16	GAP	7/8"	22-1120
1 1/2"	4 3/16"	3/8"	EAR	3/8"-16 3/8"-16	EAR GAP	7/8"	22-1154
1 5/8"	4 3/8"	3/8"	EAR	3/8"-16	EAR	5/8"	22-1338
1 3/4"	4 3/8"	3/8"	EAR	3/8"-16 17/64"-D.T.	EAR GAP	7/8" 1 3/8"	22-1316



ROUND-DOUBLE KEYWAY

BORE	(L) LENGTH	— KEYWAY —		— SET SCREW —			PART NUMBER
		WIDTH	LOC.	HOLE SIZE	LOC.	DISTANCE TO END	
1 1/4"	4 3/16"	1/4"	EAR	3/8"-16	GAP	7/8"	22-1218
1 3/8"	4 3/16"	5/16" 3/8"	EAR	3/8"-16	GAP	7/8"	22-1219

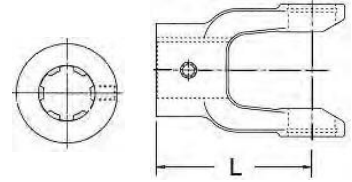


2200 SERIES CONTINUED

IMPLEMENT YOKES

SPLINE

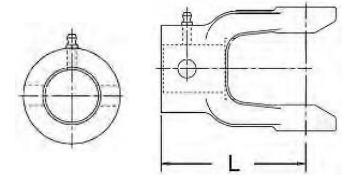
BORE	(L) LENGTH	— SET SCREW OR DRILL THRU —		DISTANCE TO END	PART NUMBER
		HOLE SIZE	LOC.		
1 1/8"-6 SPL	4 3/16"	21/64" D.T.	GAP	1 1/4"	22-1142
1 3/8"-6 SPL	4 3/16"	21/64" D.T.	GAP	1 1/4"	22-1134
1 3/8"-6 SPL	4 3/16"	21/64" D.T.	GAP	15/16"	22-1138
1 3/8"-6 SPL	4 1/8"	1/2"-20	GAP	1 1/16"	22-1226*
1 3/8"-21 SPL	4 3/16"	21/64" D.T.	GAP	1 1/4"	22-1330



*NOTE: FOR USE WITH PART NUMBER 53-2247

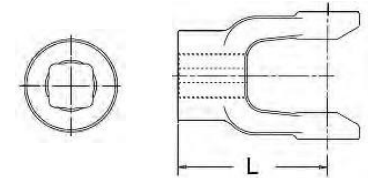
SHEAR

BORE	(L) LENGTH	— DRILL THRU —		DISTANCE TO END	PART NUMBER
		HOLE SIZE	LOC.		
1 1/4"	4 3/16"	1/4"	GAP	7/8"	22-1145
1 3/8"	4 3/16"	17/32"	GAP	3/4"	22-1337
1 1/2"	4 3/16"	1/2"	GAP	11/16"	22-1162



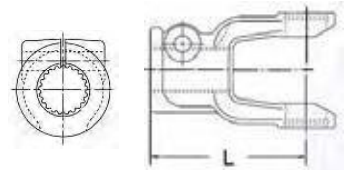
SQUARE

BORE	(L) LENGTH	— SET SCREW OR DRILL THRU —		DISTANCE TO END	PART NUMBER
		HOLE SIZE	LOC.		
1"	4 3/16"	3/8"-16	EAR	7/8"	22-1125
1 1/8"	4 3/16"	3/8"-16	EAR	7/8"	22-1124
1 3/16"	4 1/2"	13/32" D.T.	GAP	11/32"	22-1190
1 1/4"	4 1/8"	3/8"-16	GAP	7/8"	22-1128
1 1/2"	4 1/8"	---	---	---	22-1130
1 5/8"	4 1/8"	---	---	---	22-1126



CLAMP

BORE	(L) LENGTH	— DRILL THRU —		PART NUMBER
		HOLE SIZE	BOLT FIT	
1 3/8"-6 SPL	4 3/4"	21/64"	5/16"	22-1140
1 3/8"-21 SPL	4 3/4"	17/32"	1/2"	22-1105
1 3/4"-20 SPL	4 13/16"	17/32"	1/2"	22-2275



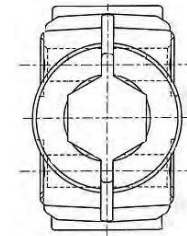
2200 SERIES CONTINUED

IMPLEMENT YOKES

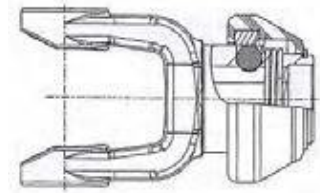
HEXAGON

BORE	DESCRIPTION	PART NO.
1 1/8"	Q.D. SLIDE LOCK YOKE	6270530
1 1/4"	(2) TWO BOLT CLAMP STYLE	6221724
1 1/8"	(2) TWO BOLT CLAMP STYLE	6221683

NOTES



1 1/4" & 1 1/8"

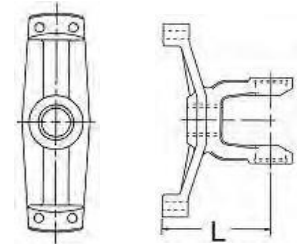


1 1/8"

IMPLEMENT YOKES

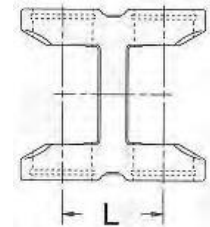
TORQUE LIMITER

BORE	(L) LENGTH	FLANGE TYPE	FLANGE DIA.	HOLE SIZE	NO. OF HOLES	PART NUMBER
1 1/16"	4 5/16"	RECT	8"	11/32" D.T.	4	48-1181



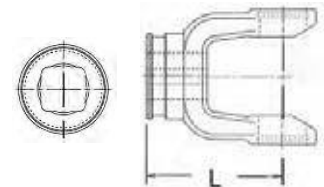
DOUBLE PIVOT YOKE

(L) LENGTH	MAXIMUM STATIC ANGLE	MAXIMUM OPERATING ANGLE	PART NUMBER
2 1/8"	16°	14°	22-2200
7 1/4"	90°	45°	22-2205



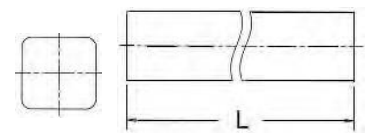
SHAFT WELD YOKE

BORE	(L) LENGTH	USE W/SHAFT PART NUMBER	PART NUMBER
1 3/16" SQ	3 5/8"	73-1188	22-1344



SQUARE SHAFT

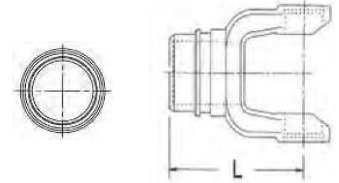
SIZE	(L) LENGTH	USE W/WELD YOKE PART NUMBER	PART NUMBER
1 3/16"	72"	22-1344	73-1188



2200 SERIES CONTINUED


TUBE WELD YOKE

BORE	(L) LENGTH	USE W/TUBE PART NUMBER	FOR TUBE	PART NUMBER
1 5/8" RD	4 1/2"	70-2250	2 1/4" X .120 (11 GA)	22-1343
1 5/8" RD	4 1/2"	70-2125	2 1/8" X .120 (11 GA)	22-1325
1 5/8" RD	4 1/2"	---	2 1/8" X .083 (14 GA)	22-1307



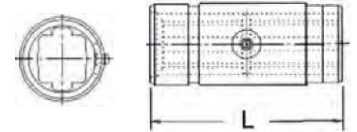
ROUND TUBE

O.D.	(L) LENGTH	WALL THICKNESS	USE W/WELD YOKE PART NUMBER	PART NUMBER
2 1/8"	72"	.120 (11 GA)	22-1325	70-2125
2 1/8"	72"	.083 (14 GA)	22-1307	---
2 1/4"	72"	.120 (11 GA)	22-1343	70-2250



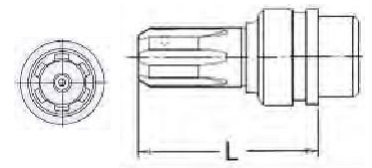
SLIP SLEEVE

BORE	(L) LENGTH	LUBE FITTING	FOR TUBE	SHIELD BRG. NO.	PART NUMBER
1 3/16" SQ	5"	YES	2 1/4" X .120(11 GA)	56-2294 56-2295	53-2434
1 3/16" SQ	5"	YES	2 1/8" X .120(11 GA)	56-2294 56-2295	53-2435
1 3/16" SQ	5"	YES	2 1/8" X .083(14 GA)	---	53-3500



BEARING STUB

DIAMETER	BEARING DIAMETER	(L) END TO WELD	USE W/TUBE PART NUMBER	PART NUMBER
1 3/8"-6 SPL	1 3/8"	4 1/2"	70-2250	53-2247*

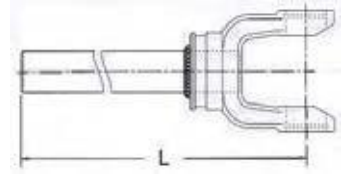


*NOTE: FOR USE WITH PART NUMBER 22-1226
DRILLED FOR CONE POINTED SET SCREW

2200 SERIES CONTINUED

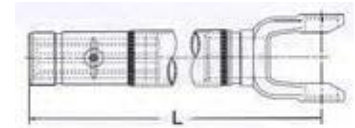
YOKE AND SHAFT ASSEMBLY

OVERALL DRIVELINE LENGTH	(L) LENGTH TO END	PART NUMBER
36"	23 7/8"	65-2629
48", 60"	33 7/8"	65-2639



YOKE, TUBE, AND SLEEVE ASSEMBLY

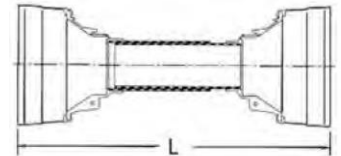
OVERALL DRIVELINE LENGTH	(L) LENGTH TO END	PART NUMBER
36"	24 5/8"	64-2529
48"	35 1/8"	64-2539
60"	47 1/8"	64-2551



WORLD SHIELD™ PLASTIC

OVERALL DRIVELINE LENGTH	(L) LENGTH	BELL O.D.	PART NUMBER
60"	51"	7 1/16"	69-2248

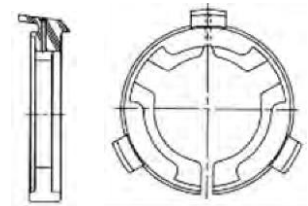
SHIELD BEARINGS ARE NOT INCLUDED. PLEASE ORDER PART NUMBER 56-2200
NOTE: SHIELD CAN BE CUT SHORTER TO FIT 36" AND 48" DRIVES.



SHIELD BEARING

BEARING I.D.	BEARING WIDTH	USE W/SHIELD PART NUMBER	PART NUMBER
2 1/16"	11/32"	69-2248	56-2200

NOTE: TWO (2) BEARINGS PER BOX

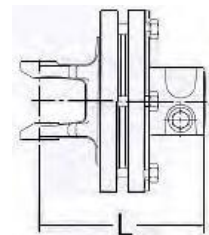


FRICITION CLUTCH

LIGHT DUTY

BORE	(L) LENGTH	FLANGE O.D.	FRICITION DISC REPAIR PART NUMBER	PART NUMBER
1 3/8"-6 SPL	7 11/16"	8 1/4"	61-2200*	80-3502

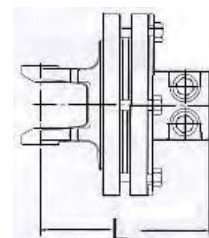
*TWO (2) PER BOX



HEAVY DUTY

BORE	(L) LENGTH	FLANGE O.D.	FRICITIONDISC REPAIR PART NUMBER	PART NUMBER
1 3/8"-6 SPL	7 11/16"	8 1/4"	61-2200*	80-3504

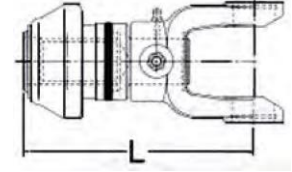
*TWO (2) PER BOX



2200 SERIES CONTINUED

SHEAR BOLT: COLLAR TYPE Q. D.

BORE	(L) LENGTH	COLLAR REPAIR KIT PART NUMBER	PART NUMBER
1 3/8"-6 SPL	6 7/8"	56-3001	22-9506
1 3/8"-21 SPL	6 7/8"	56-3001	22-9521

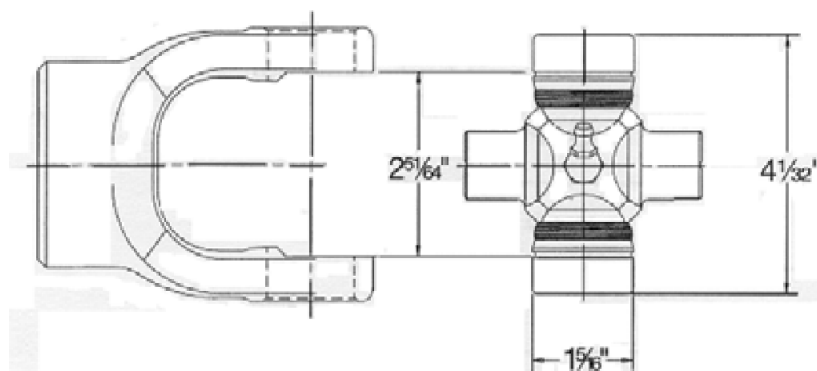


NOTES

N44 SERIES

ASAE
CATEGORY 5

REPLACES ROCKWELL® 44R SERIES - REPLACES WEASLER® 44 SERIES



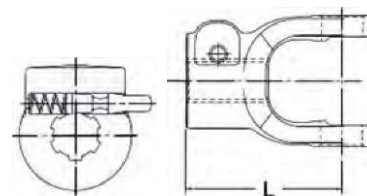
CROSS AND BEARING KIT: INSIDE LOCK-UP

BEARING DIAMETER	LOCK-UP DIMENSIONS	OVERALL LENGTH	PART NUMBER
1 5/16"	2 51/64"	4 1/32"	3-0044

TRACTOR YOKES: QUICK DISCONNECT

PIN TYPE Q.D.

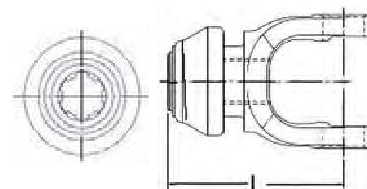
BORE	(L) LENGTH	PIN REPAIR KIT PART NUMBER	PART NUMBER
1 3/8"-6 SPL	4 7/8"	56-1857	44-2220
1 3/8"-21 SPL	4 7/8"	56-1857	44-2201
1 3/4"-20 SPL	4 7/8"	56-2446	44-6300



NOTE: TRACTOR END USE ONLY

COLLAR TYPE Q.D.

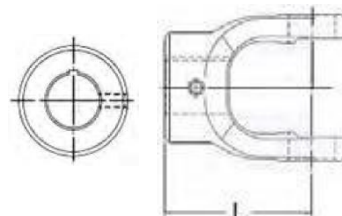
BORE	(L) LENGTH	COLLAR REPAIR KIT PART NUMBER	PART NUMBER
1 3/8"-6 SPL	5 7/32"	56-3001	44-4406
1 3/8"-21 SPL	5 7/32"	56-3001	44-4421



IMPLEMENT YOKES

ROUND

BORE	(L) LENGTH	— KEYWAY —		— SET SCREW —			PART NUMBER
		WIDTH	LOC.	HOLE SIZE	LOC.	DISTANCE TO END	
1 7/16"	4 1/8"	3/8"	EAR	3/8"-16	GAP	3/4"	44-2360
1 1/2"	4 1/8"	3/8"	EAR	3/8"-16	EAR	7/8"	44-2460
				3/8"-16	GAP		
1 5/8"	4 1/8"	3/8"	EAR	3/8"-16	EAR	7/8"	44-2610
1 3/4"	4 1/8"	3/8"	EAR	3/8"-16	EAR	7/8"	44-2820
				3/8"-16	GAP		
2"	4 1/8"	1/2"	EAR	3/8"-16	GAP	7/8"	44-3200

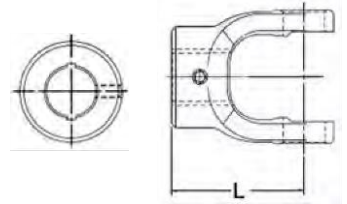


N44 SERIES CONTINUED

IMPLEMENT YOKES

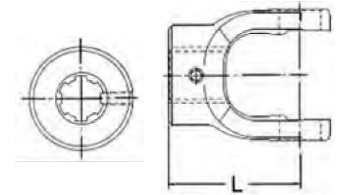
ROUND-DOUBLE KEYWAY

BORE	(L) LENGTH	— KEYWAY —		— SET SCREW —			PART NUMBER
		WIDTH	LOC.	HOLE SIZE	LOC.	DISTANCE TO END	
1 1/4"	4 1/8"	1/4"	EAR	3/8"-16	GAP	7/8"	44-2045
1 3/8"	4 1/8"	1/4"	EAR	3/8"-16	GAP	7/8"	44-2256
1 1/2"	4 1/8"	5/16"	EAR	3/8"-16	GAP	7/8"	44-2456
		3/8"					



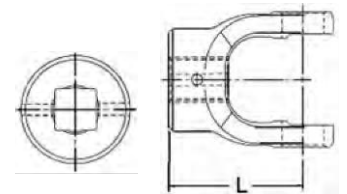
SPLINE

BORE	(L) LENGTH	— DRILL THRU —		DISTANCE TO END	PART NUMBER
		HOLE SIZE	LOC.		
1 3/8"-6 SPL	4 1/8"	21/64"	GAP	7/8"	44-2206
1 3/8"-21 SPL	4 1/8"	21/64"	GAP	7/8"	44-2221



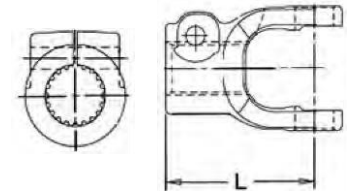
SQUARE

BORE	(L) LENGTH	— SET SCREW —		DISTANCE TO END	PART NUMBER
		HOLE SIZE	LOC.		
1 1/8"	4 1/8"	3/8"-16	EAR	7/8"	44-1826



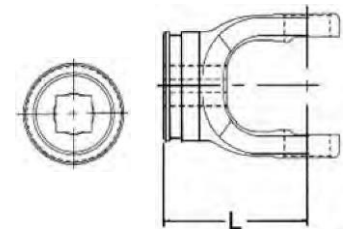
CLAMP

BORE	(L) LENGTH	— DRILL THRU —		PART NUMBER
		HOLE SIZE	BOLT FIT	
1 3/4"-20 SPL	5"	41/64"	5/8	44-4475



SHAFT WELD YOKE

BORE	(L) LENGTH	USE W/SHAFT PART NUMBER	PART NUMBER
1 5/16" SQ	4 1/8"	73-1313	44-2100



SQUARE SHAFT

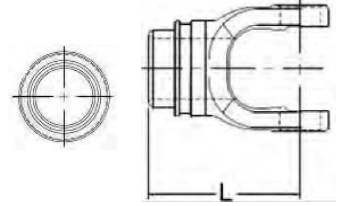
BORE	(L) LENGTH	USE W/WELD PART NUMBER	PART NUMBER
1 5/16" SQ	72"	44-2100	73-1313



N44 SERIES CONTINUED

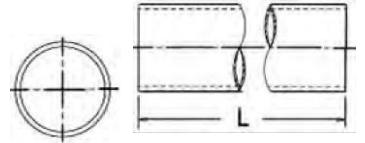
TUBE WELD YOKE

BORE	(L) LENGTH	USE W/TUBE PART NUMBER	FOR TUBE	PART NUMBER
1 7/8" RD	4 7/8"	70-2500	2 1/2" X .134 (10 GA)	44-2200



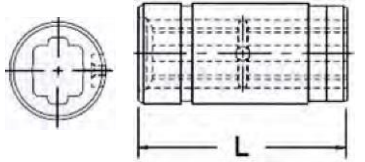
ROUND TUBE

O.D.	(L) LENGTH	WALL THICKNESS	USE W/WELD YOKE PART NUMBER	PART NUMBER
2 1/2"	72"	.134 (10 GA)	44-2200	70-2500



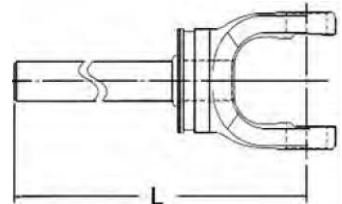
SLIP SLEEVE

I.D.	(L) LENGTH	LUBE FITTING	FOR TUBE	SHIELD BRG. NO.	PART NUMBER
1 3/16"	5"	YES	2 1/4" X .120(11 GA)	56-2295	53-2434
1 5/16"	5"	YES	2 1/2" X .134(10 GA)	---	53-2643
1 5/16"	5"	YES	2 3/4" X .109(12 GA)	56-2646	53-2644



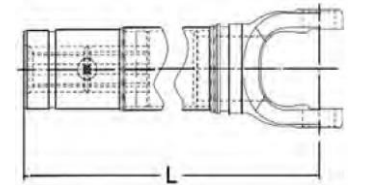
YOKE AND SHAFT ASSEMBLY

OVERALL DRIVELINE LENGTH	(L) LENGTH TO END	PART NUMBER
36"	22 7/8"	65-4423
48", 60"	35 3/8"	65-4435



YOKE, TUBE, AND SLEEVE ASSEMBLY

OVERALL DRIVELINE LENGTH	(L) LENGTH TO END	PART NUMBER
36"	24 1/8"	64-4424
48"	34 5/8"	64-4435
60"	46 1/8"	64-4447



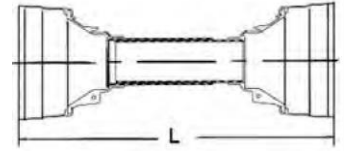
N44 SERIES CONTINUED

WORLD SHIELD™ PLASTIC

OVERALL DRIVELINE LENGTH	(L) LENGTH	BELL O.D.	PART NUMBER
60"	51"	8"	69-2648

SHIELD BEARINGS ARE NOT INCLUDED. PLEASE ORDER PART NUMBER 56-08944

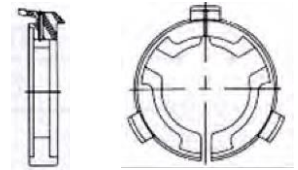
NOTE: SHIELD CAN BE CUT SHORTER TO FIT 36" AND 48" DRIVES



SHIELD BEARING

BEARING I.D.	BEARING WIDTH	USE W/SHIELD PART NUMBER	PART NUMBER
2 5/8"	13/32"	69-2648	56-0844

NOTE: TWO (2) BEARINGS PER BOX

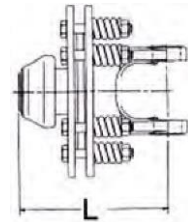


FRICTION CLUTCH

2 PLATE

BORE	(L) LENGTH	FLANGE O.D.	FRICTION DISC REPAIR PART NUMBER	PART NUMBER
1 3/8"-6 SPL	6 13/16"	8 1/8"	61-1200*	80-4402

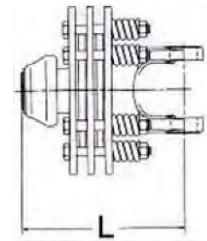
*TWO (2) PER BOX



4 PLATE

BORE	(L) LENGTH	FLANGE O.D.	FRICTION DISC REPAIR PART NUMBER	PART NUMBER
1 3/8"-6 SPL	7 11/16"	8 1/8"	61-1200*	80-4404

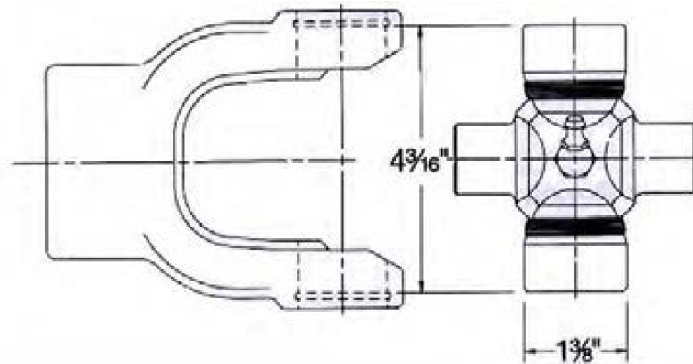
*TWO (2) PER BOX



2600 SERIES

ASAE
CATEGORY 6

REPLACES WALTERSCHEID AGMASTER® 1480 SERIES



CROSS AND BEARING KIT: OUTSIDE LOCK-UP

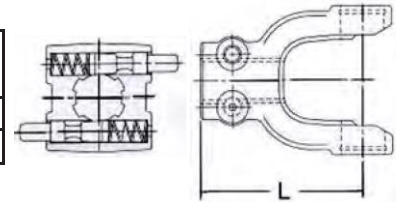
BEARING DIAMETER	LOCK-UP DIMENSIONS	OVERALL LENGTH	PART NUMBER
1 3/8"	4 3/16"	4 3/16"	3-0188

TRACTOR YOKES: QUICK DISCONNECT

PIN TYPE Q.D.

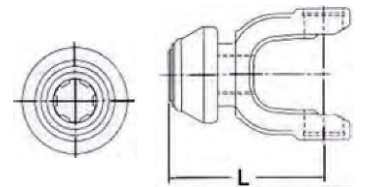
BORE	(L) LENGTH	PIN REPAIR KIT PART NUMBER	PART NUMBER
1 3/8"-6 SPL	5 1/4"	56-1857	26-5321
1 3/8"-21 SPL	5 1/16"	56-1857	26-5319

NOTE: TRACTOR END USE ONLY



COLLAR TYPE Q.D.

BORE	(L) LENGTH	COLLAR REPAIR KIT PART NUMBER	PART NUMBER
1 3/8"-6 SPL	5 7/16"	56-3001	26-5306
1 3/8"-21 SPL	5 7/16"	56-3001	26-5325
1 3/4"-20 SPL	6"	56-2669	26-5163

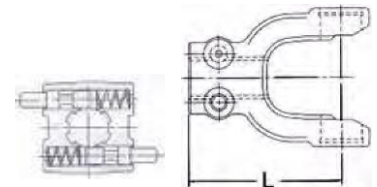


IMPLEMENT YOKES

PIN TYPE Q.D.

BORE	(L) LENGTH	PIN REPAIR KIT PART NUMBER	PART NUMBER
1 3/8"-6 SPL	5 1/4"	56-1857	26-5324
1 3/8"-21 SPL	5 1/16"	56-1857	26-5323

NOTE: IMPLEMENT END USE ONLY

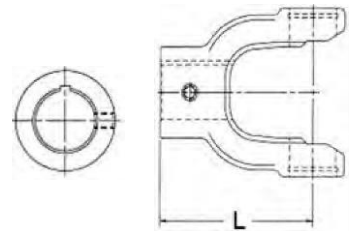


2600 SERIES CONTINUED

IMPLEMENT YOKES

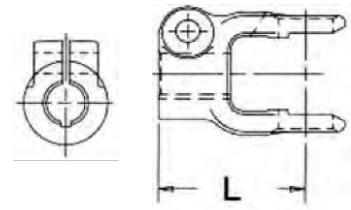
ROUND

BORE	(L) LENGTH	KEYWAY		SET SCREW			PART NUMBER
		WIDTH	LOC.	HOLE SIZE	LOC.	DISTANCE TO END	
1 3/8"	4 1/2"	5/16"	EAR	3/8"-16	GAP	7/8"	26-5118
1 1/2"	4 1/2"	3/8"	EAR	3/8"-16	GAP	7/8"	26-5119
1 3/4"	4 1/16"	3/8"	EAR	3/8"-16	GAP	3/4"	26-5131
1 3/4"	4 1/16"	3/8"	EAR	3/8"-16	GAP	3/4"	26-5131
2"	4 1/2"	1/2"	---	(2)3/8"-16	---	---	26-5202



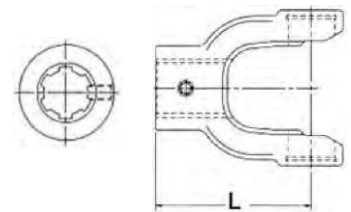
CLAMP

BORE	(L) LENGTH	HOLE SIZE	BOLT FIT	PART NUMBER
1 3/8"-21 SPL	5"	(2).52 BH	---	26-5169



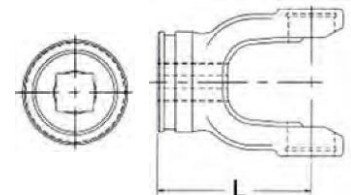
SPLINE

BORE	(L) LENGTH	DRILL THRU		DISTANCE TO END	PART NUMBER
		HOLE SIZE	LOC.		
1 3/8"-6 SPL	4 1/2"	21/64"	GAP	15/16"	26-5138



SHAFT WELD YOKE

BORE	(L) LENGTH	USE W/SHAFT PART NUMBER	PART NUMBER
1 5/16" SQ	4 5/8"	73-1313	26-5148



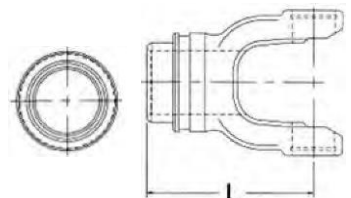
SQUARE SHAFT

BORE	(L) LENGTH	USE W/YOKE PART NUMBER	PART NUMBER
1 5/16"	72"	26-5148	73-1313



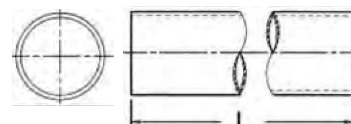
TUBE WELD YOKE

BORE	(L) LENGTH	USE W/TUBE PART NUMBER	FOR TUBE	PART NUMBER
2" RD	5 1/4"	70-2750	2 3/4" X .109 (12 GA)	26-5155



ROUND TUBE

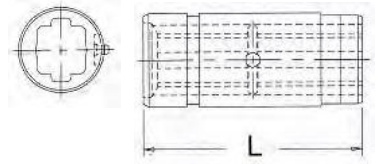
O.D.	(L) LENGTH	WALL THICKNESS	USE W/WELD YOKE PART NUMBER	PART NUMBER
2 3/4"	72"	.109 (12 GA)	26-5155	70-2750



2600 SERIES CONTINUED

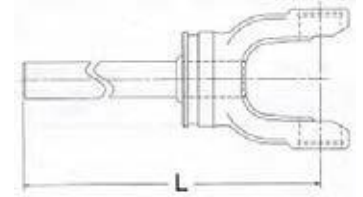
SLIP SLEEVE

I.D.	(L) LENGTH	LUBE FITTING	FOR TUBE	SHIELD BRG. NO.	PART NUMBER
1 5/16"	5"	YES	2 3/4" X .109 (12 GA)	56-2646	53-2644



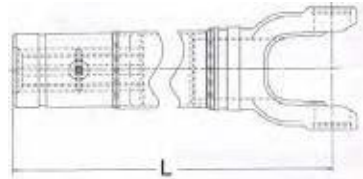
YOKE AND SHAFT ASSEMBLY

OVERALL DRIVELINE LENGTH	(L) LENGTH TO END	PART NUMBER
36"	23 5/8"	65-6629
60"	34 1/4"	65-6639



YOKE AND TUBE ASSEMBLY

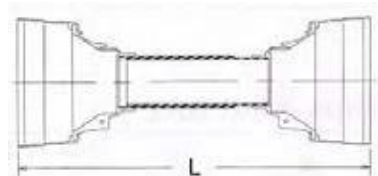
OVERALL DRIVELINE LENGTH	(L) LENGTH TO END	PART NUMBER
36"	24"	64-6529
48"	33 3/8"	64-6539
60"	46 1/8"	64-6551



WORLD SHIELD™ PLASTIC

OVERALL DRIVELINE LENGTH	(L) LENGTH	BELL O.D.	PART NUMBER
60"	51"	8"	69-2648

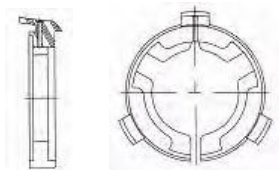
SHIELD BEARINGS ARE NOT INCLUDED. PLEASE ORDER PART NUMBER 56-2600
NOTE: SHIELD CAN BE CUT SHORTER TO FIT 36" AND 48" DRIVES.



SHIELD BEARING

BEARING I.D.	BEARING WIDTH	USE W/SHIELD PART NUMBER	PART NUMBER
2 7/8"	11/32"	69-2648	56-2000

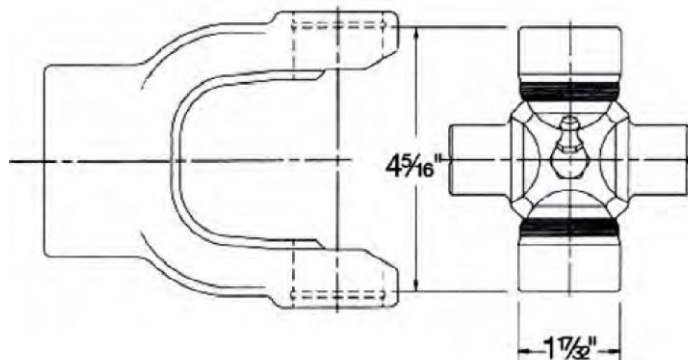
NOTE: TWO (2) BEARINGS PER BOX



N55 SERIES

ASAE
CATEGORY 6

REPLACES ROKWELL® 55 SERIES - REPLACES WEASLER® 55 SERIES



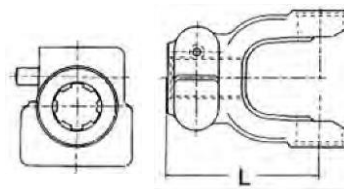
CROSS AND BEARING KIT: OUTSIDE LOCK-UP

BEARING DIAMETER	LOCK-UP DIMENSIONS	OVERALL LENGTH	PART NUMBER
1 17/32"	4 5/8"	4 5/16"	3-0045

TRACTOR YOKES: QUICK DISCONNECT

PIN TYPE Q.D.

BORE	(L) LENGTH	PART NUMBER
1 3/8"-6 SPL	5 1/8"	55-9306
1 3/8"-21 SPL	5 1/8"	55-9321
1 3/4"-20 SPL	6 1/8"	55-9320

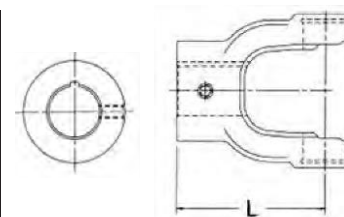


NOTE: TRACTOR END USE ONLY

IMPLEMENT YOKES

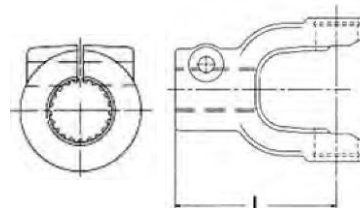
ROUND

BORE	(L) LENGTH	KEYWAY WIDTH	KEYWAY LOC	SET SCREW OR DRILL THRU			PART NUMBER
				HOLE SIZE	LOC.	DISTANCE TO END	
1 1/2"	4 5/8"	3/8"	EAR	3/8"-16	EAR	1"	55-2410
1 5/8"	4 1/2"	3/8"	EAR	3/8"-16	EAR	1"	55-2600
1 3/4"	4 1/16"	3/8"	EAR	3/8"-16	EAR	3/4"	55-2800
2"	5 5/8"	1/2"	EAR	1/2"-13	EAR	1 1/16"	55-3240



CLAMP

BORE	(L) LENGTH	DRILL THRU HOLE SIZE	DRILL THRU BOLT FIT	PART NUMBER
1 3/4"-20 SPL	5 5/8"	41/64"	5/8"	55-2836

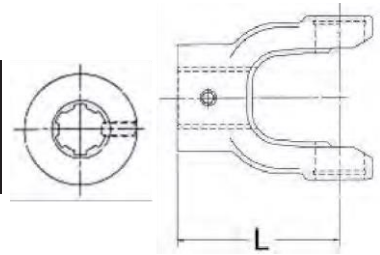


N55 SERIES CONTINUED

IMPLEMENT YOKES

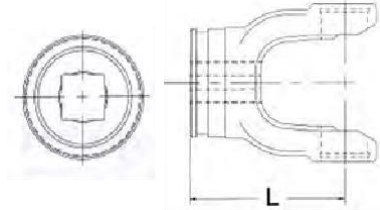
SPLINE

BORE	(L) LENGTH	DRILL THRU		DISTANCE TO END	PART NUMBER
		HOLE SIZE	LOC.		
1 3/8-6 SPL	5 5/8"	21/64"	GAP	1"	55-2229



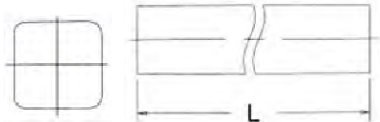
SHAFT WELD YOKE

BORE	(L) LENGTH	USE W/SHAFT PART NUMBER	PART NUMBER
1 5/16" SQ	4 1/8"	73-1313	55-2130



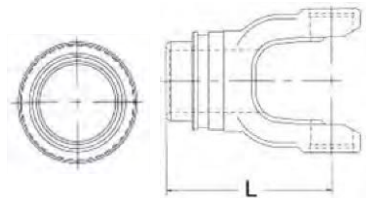
SQUARE SHAFT

BORE	(L) LENGTH	USE W/WELD PART NUMBER	PART NUMBER
1 5/16"	72"	55-2130	73-1313



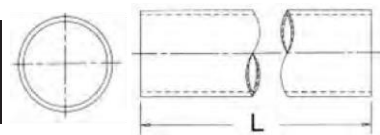
TUBE WELD YOKE

BORE	(L) LENGTH	USE W/TUBE PART NUMBER	FOR TUBE	PART NUMBER
---	4 5/8"	70-2500	2 1/2" X .134 (10 GA)	55-3640



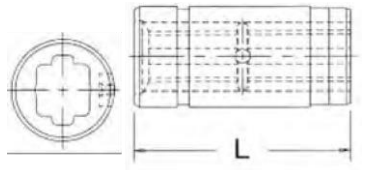
ROUND TUBE

O.D.	(L) LENGTH	WALL THICKNESS	USE W/WELD YOKE PART NUMBER	PART NUMBER
2 1/2"	72"	.134 (10 GA)	55-3640	70-2500



SLIP SLEEVE

I.D.	(L) LENGTH	LUBE FITTING	FOR TUBE	SHIELD BRT. NO.	PART NUMBER
1 5/16"	5"	YES	2 1/2" X .134 (10 GA)	---	53-2643

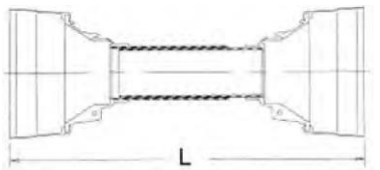


WORLD SHIELD™ PLASTIC

OVERALL DRIVELINE LENGTH	(L) LENGTH	BELL O.D.	PART NUMBER
60"	51"	8"	69-2648

SHIELD BEARINGS ARE NOT INCLUDED. PLEASE ORDER PART NUMBER 56-0844

NOTE: SHIELD CAN BE CUT SHORTER TO FIT 36" AND 48" DRIVES.

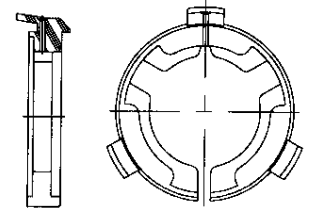


N55 SERIES CONTINUED

SHIELD BEARING

BEARING I.D.	BEARING WIDTH	USE W/SHIELD PART NUMBER	PART NUMBER
2 5/8"	13/32"	69-2648	56-0844

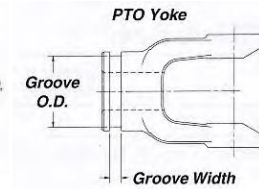
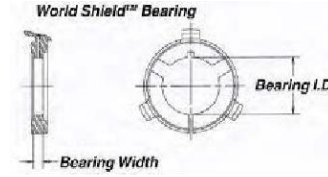
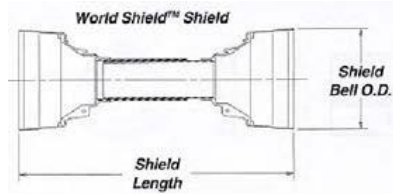
NOTE: TWO (2)
BEARINGS PER BOX



NOTES

WORLD SHIELD™

UNIVERSAL FIT SHIELD SYSTEM



INDEXED BY PTO MANUFACTURER AND SERIES

PTO MANUFACTURER	PTO MANUFACTURER'S SERIES	BEARING PART NUMBER	GROOVE O.D. (IN.)*	GROOVE WIDTH (IN.)	SHIELD PART NUMBER
AGMASTER (WALTERSCHEID)	1140, 1240	56-2000	2 1/16"	11/32"	69-1248
	1340	56-2200	2 1/16"	11/32"	69-2248
	1440	56-0844	2 5/8"	13/32"	69-2648
	1480	56-2600	2 7/8"	11/32"	69-2648
BONDIOLI & PAVESI	1	56-2101	1 19/32" (1 11/32")	5 32"	69-0648
	2	56-2102	1 7/8" (1 19/32")	5/32"	69-0648
	3, 4	56-4103	2 3/32" (1 13/32")	5/32"	69-1248
	5	56-6105	2 15/32" (2 3/32")	5/32"	69-2248
	6	56-6106	2 11/16" (2 11/32")	5/32"	69-2248
	7	56-6106	2 18/32" (2 11/16")	5/32"	69-2248
	8	56-8108	2 11/16" (3 3/16")	1/4"	69-2648
	G & G	6N	56-1600	1 13/16"	5/16"
12N, 14N		56-2000	2 1/16"	3/8"	69-1248
35N		56-2200	2 1/16"	3/8"	69-2248
44N		56-0844	2 5/8"	7/16"	69-2648
NEAPCO	N1000	56-0600	1 1/2"	5/16"	69-0648
	L600	56-1600	1 13/16"	5/16"	69-0648
	1200, 1800, 2000	56-2000	2 1/16"	11/32"	69-1248
	2200	56-2200	2 1/16"	11/32"	69-2248
	2600	56-2600	2 7/8"	11/32"	69-2648
	N44, N55	56-0844	2 5/8"	13/32"	69-2648
ROCKWELL	6R	56-1600	1 13/16"	5/16"	69-0648
	12R, 14R	56-2000	2 1/16"	11/32"	69-1248
	35R	56-2200	2 1/16"	11/32"	69-2248
	44R	56-0844	2 5/8"	13/32"	69-2648
WALTERSCHEID	2100	56-2122	1 5/8"	5/32"	69-0648
	2200, I, 2300	56-2223	1 31/32"	7/32"	69-1248
	2400	56-2324	2 15/32"	7/32"	69-2248
	2500	56-2324	2 15/32"	7/32"	69-2248
WEASLER	6	56-1600	1 13/16"	5/16"	69-0648
	12, 14	56-2000	2 1/16"	11/32"	69-1248

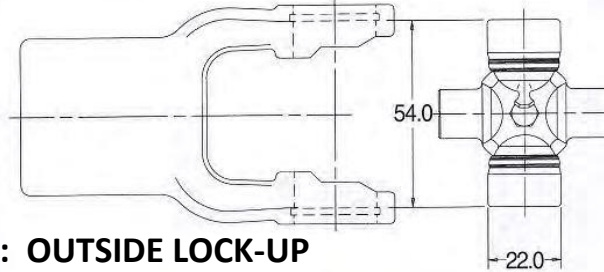
IMPORTANT SHIELD DIMENSIONS

SHIELD PART NUMBER	69-0648	69-1248	69-2248	69-2648
OVERALL SHIELD LENGTH (IN.)	60"	60"	60"	60"
SHIELD BELL O.D. (IN.)	5 1/4"	6 1/8"	7 1/16"	8"
INNER TUBE O.D. (IN.)	2 1/16"	2 1/2"	2 3/4"	3 7/16"
OUTER TUBE O.D. (IN.)	2 5/16"	2 3/4"	3"	3 11/16"

METRIC 1 SERIES

ASAE
CATEGORY 1

REPLACES BONDIOLI & PAVESI® DESIGN SERIES 1



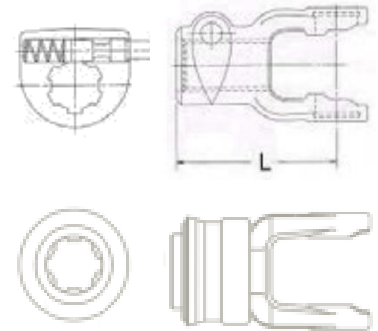
CROSS AND BEARING KIT: OUTSIDE LOCK-UP

BEARING DIAMETER		OVERALL LENGTH		PART NUMBER
mm	inches	mm	inches	
22.0	7/8"	54.0	2 1/8"	1-0121 NEAPCO
22.0	7/8"	54.0	2 1/8"	20140 BENZI

TRACTOR YOKES

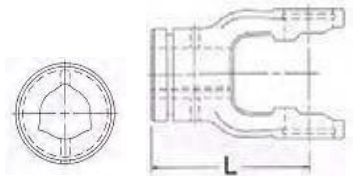
BORE	(L) LENGTH		QD PIN KIT	PART NUMBER
	mm	inches		
1 3/8"-6 SPL	92.0	3 5/8"	56-0040	8-1012 NEAPCO
1 3/8"-6 SPL	92.0	3 5/8"		10110 BENZI
1 3/8"-21 SPL	92.0	3 5/8"	56-0040	8-1021 NEAPCO
1 3/8"-21 SPL	92.0	3 5/8"		10112 BENZI
1 1/8"-6 SPL	92.0	3 5/8"		10111 BENZI
1 3/8"-6 SPL	92.0	3 5/8"	SLIDE COLLAR	101C10 BENZI
1 3/8"-21 SPL	92.0	3 5/8"	SLIDE COLLAR	101C12 BENZI

NOTE: TRACTOR END USE ONLY



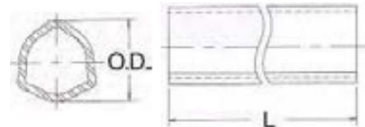
INNER PROFILE YOKE

BORE	(L) LENGTH		USE W/TUBE PART NUMBER	PART NUMBER
	mm	inches		
26.5 1 1/32"	79.0	3 3/32"	70-0105	8-1030 NEAPCO
26.5 1 1/32"	79.0	3 3/32"		50130B BENZI



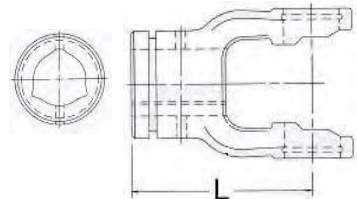
INNER PROFILE TUBE

O.D.	WALL THICKNESS	USE W/YOKE		PART NUMBER
		mm	inches	
26.6 1 3/64"	3.5	9/64"	8-1030	70-0105 NEAPCO
26.6 1 3/64"	3.5	9/64"		60130B1500* BENZI
26.6 1 3/64"	3.5	9/64"		60130B3000* BENZI



OUTER PROFILE YOKE

BORE	(L) LENGTH		USE W/TUBE PART NUMBER	PART NUMBER
	mm	inches		
32.5 1 9/32"	80.0	3 5/32"	70-0104	8-1020 NEAPCO
32.5 1 9/32"	80.0	3 5/32"		50120B BENZI

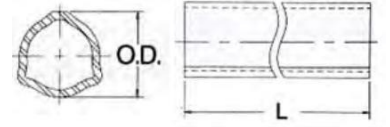


* 1500 = 59" / 3000 = 10'

METRIC SERIES 1 CONTINUED

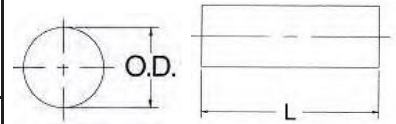
OUTER PROFILE TUBE

O.D.		WALL THICKNESS		USE W/YOKE	PART
mm	inches	mm	inches	PART NUMBER	NUMBER
32.4	1 9/32"	2.475	3/32"	8-1020	70-0104 NEAPCO
32.4	1 9/32"	2.475	3/32"		60120B1500* BENZI
32.4	1 9/32"	2.475	3/32"		60120B3000* BENZI



TUBE PIN

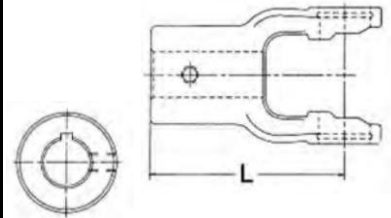
DIAMETER		(L) LENGTH		
mm	inches	mm	inches	
8.0	5/16"	60.3	2 3/8"	SPRING PIN



NOTE: FITS BOTH INNER AND OUTER PROFILE YOKE

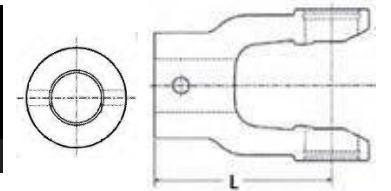
IMPLEMENT YOKE

BORE		(L) LENGTH		KEYWAY	HOLE SIZE	PART NUMBER
mm	inches	mm	inches			
25.4	1"	79.0	3 9/32"	1/4"	3/8"-16	8-1008 NEAPCO
25.4	1"	79.0	3 9/32"	1/4"	3/8"-16	10168 BENZI
31.75	1 1/4"	79.0	3 9/32"	1/4"	3/8"-16	8-1010 NEAPCO
31.75	1 1/4"	79.0	3 9/32"	1/4"	3/8"-16	101K95 BENZI
30.0	---	79.0	3 11/64"	10mm	10 mm	8-0500 NEAPCO



IMPLEMENT YOKE SHEAR BOLT

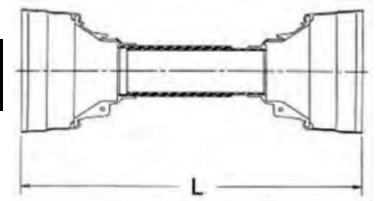
BORE		(L) LENGTH		DIAMETER	BOLT HOLE DISTANCE TO END		PART NUMBER
	mm	inches			mm	inches	
1 1/4"	79	3 11/64"		3/8"	15	.59"	8-0517



WORLD SHIELD™ PLASTIC

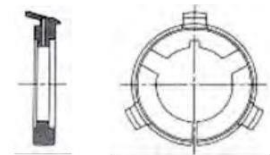
OVERALL LENGTH	BELL O.D.	PART
60"	5 1/4"	69-0648

SHIELD BEARINGS ARE NOT INCLUDED



SHIELD BEARING

BEARING I.D.	BEARING WIDTH	USE W/SHIELD PART NUMBER	PART NUMBER
1 19/32"	5/32"	69-0648	56-2101
1 11/32"	5/32"	69-0648	56-2101



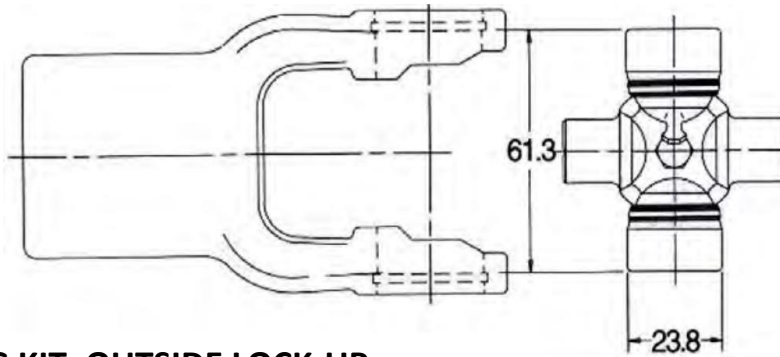
NOTE: TWO (2) BEARINGS PER BOX

* 1500 = 59" / 3000 = 10'

METRIC 2 SERIES

ASAE
CATEGORY 2

REPLACES BONDIOLI & PAVESI® DESIGN SERIES 2



CROSS AND BEARING KIT: OUTSIDE LOCK-UP

BEARING DIAMETER		OVERALL LENGTH		PART NUMBER
mm	inches	mm	inches	
23.8	15/16"	61.3	2 13/32"	1-0221 NEAPCO
23.8	15/16"	61.3	2 13/32"	20240 BENZI

TRACTOR YOKES

BORE	(L) LENGTH		Q.D. PIN KIT	PART NUMBER
	mm	inches		
1 3/8"-6 SPL	97.0	3 13/16"	56-0040	8-2012 NEAPCO
1 3/8"-6 SPL	97.0	3 13/16"		10210 BENZI
1 3/8"-21 SPL	97.0	3 13/16"	56-0040	8-2021 NEAPCO
1 3/8"-21 SPL	97.0	3 13/16"		10212 BENZI
1 1/8"-6 SPL	97.0	3 13/16"		10211 BENZI
1 3/8"-6 SPL	97.0	3 13/16"	SLIDE COLLAR	102C1D BENZI
1 3/8"-21 SPL	97.0	3 13/16"	SLIDE COLLAR	102C12 BENZI

NOTE: TRACTOR END USE ONLY

INNER PROFILE YOKE

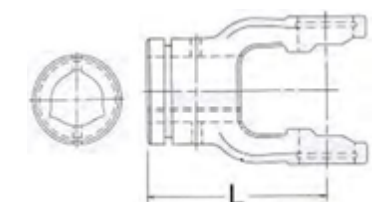
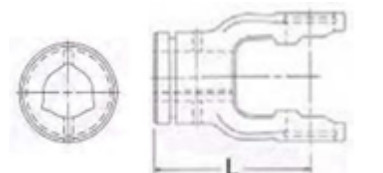
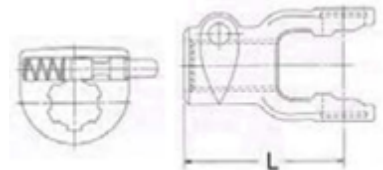
BORE	(L) LENGTH		USE W/TUBE PART NUMBER	PART NUMBER
	mm	inches		
29.0	1 9/64"	82.0	70-0205	8-2030 NEAPCO
29.0	1 9/64"	82.0		50230B BENZI

INNER PROFILE TUBE

O.D.	WALL THICKNESS	USE W/YOKE		PART NUMBER
		mm	inches	
29.0	4.0	70-0205	5/32"	8-2030 NEAPCO
29.0	4.0		5/32"	60230B1500* BENZI
29.0	4.0		5/32"	60230B3000* BENZI

OUTER PROFILE YOKE

BORE	(L) LENGTH		USE W/TUBE PART NUMBER	PART NUMBER
	mm	inches		
36.0	1 13/32"	84.0	70-0305	8-2020 NEAPCO
36.0	1 13/32"	84.0		50220B BENZI

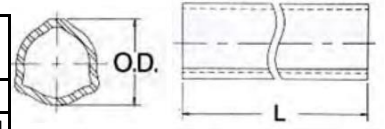


* 1500 = 59" / 3000 = 10'

METRIC SERIES 2 CONTINUED

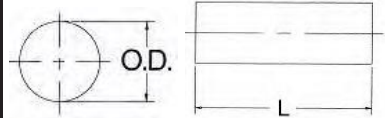
OUTER PROFILE TUBE

O.D.		WALL THICKNESS		USE W/YOKE	PART
mm	inches	mm	inches	PART NUMBER	NUMBER
36.1	1 27/64"	3.1	1/8"	8-2020	70-0305 NEAPCO
36.1	1 27/64"	3.1	1/8"		60250B1500* BENZI
36.1	1 27/64"	3.1	1/8"		60250B3000* BENZI



TUBE PIN

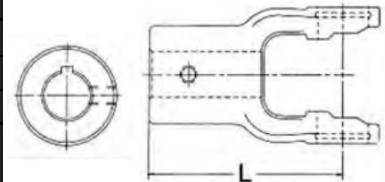
DIAMETER		(L) LENGTH		
mm	inches	mm	inches	
8.0	5/16"	60.3	2 3/8"	SPRING PIN



NOTE: FITS BOTH INNER AND OUTER PROFILE YOKES

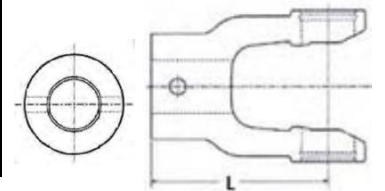
IMPLEMENT YOKES

BORE		(L) LENGTH		KEYWAY	HOLE SIZE	PART NUMBER
mm	inches	mm	inches			
25.4	1"	82.0	3 15/64"	1/4"	3/8"-16	8-2008 NEAPCO
25.4	1"	82.0	3 15/64"	1/4"	3/8"-16	10268 BENZI
31.75	1 1/4"	82.0	3 15/64"	1/4"	3/8"-16	8-2010NEAPCO
31.75	1 1/4"	82.0	3 15/64"	1/4"	3/8"-16	10269 BENZI
---	1 3/8"	82.0	3 15/64"	5/16"	3/8"-16	8-0507 NEAPCO
---	1 1/8"	82.0	3 15/64"	1/4"	3/8"-16	8-0508 NEAPCO
25	---	82.0	3 15/64"	8mm	10mm	8-0509 NEAPCO
30	---	82.0	3 15/64"	8mm	10mm	8-0510 NEAPCO



SHEAR BOLT

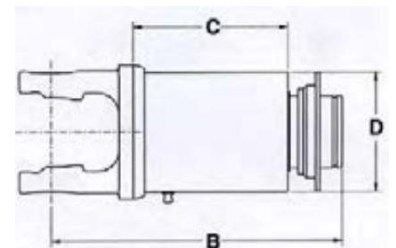
BORE	(L) LENGTH		DIAMETER	BOLT HOLE DISTANCE TO END		PART NUMBER
	mm	inches		mm	inches	
1 1/4"	82	3.23"	3/8"	15	59"	8-0521
1 3/8"	82	3.23"	3/8"	15	59"	8-0522



RADIAL PIN CLUTCH YOKE - Q.D. COLLAR TYPE

BORE	(B) LENGTH		(C) HOUSING LENGTH		(D) HOUSING DIAMETER		TORQUE RATING		PART NUMBER
	mm	in.	mm	in.	mm	in.	Nm	Ft. lb.	
1 3/8"-6 SPL	138	5.43"	57	2.24"	95	3.74"	600	442.5	8-0403

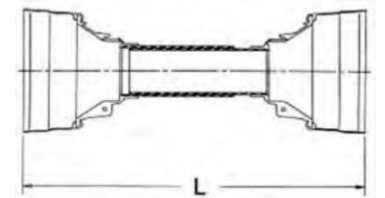
NOTE: BONDIOLI & PAVESI/WALTERSCHEID



WORLD SHIELD™ PLASTIC

OVERALL LENGTH	BELL O.D.	PART NO.
60"	5 1/4"	69-0648

SHIELD BEARINGS ARE NOT INCLUDED



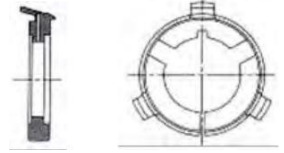
$$* 1500 = 59" / 3000 = 10'$$

METRIC SERIES 2 CONTINUED

SHIELD BEARING

BEARING I.D.	BEARING WIDTH	USE W/SHIELD PART NUMBER	PART NUMBER
1 7/8"	5/32"	69-0648	56-2102
1 19/32"	5/32"		

NOTE: TWO (2) BEARINGS PER BOX

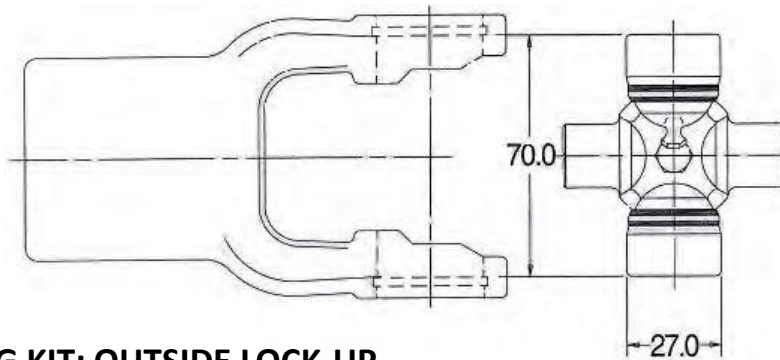


NOTES

ASAE
CATEGORY 3

METRIC 3 SERIES

REPLACES BONDIOLI & PAVESI® DESIGN SERIES 3



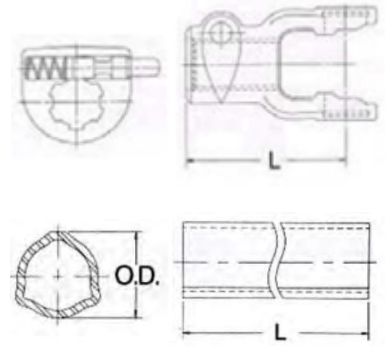
CROSS AND BEARING KIT: OUTSIDE LOCK-UP

BEARING DIAMETER		OVERALL LENGTH		PART NUMBER
mm	inches	mm	inches	
27.0	1 1/16"	70.0	2 3/4"	1-0321 NEAPCO
27.0	1 1/16"	70.0	2 3/4"	20340 BENZI

TRACTOR YOKES

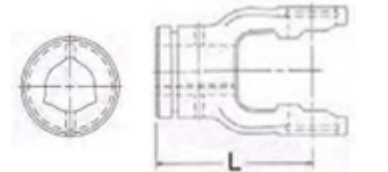
BORE	(L) LENGTH		QD PIN KIT	PART NUMBER
	mm	inches		
1 3/8"-6 SPL	102.0	4 1/64"	56-0040	8-3012 NEAPCO
1 3/8"-6 SPL	102.0	4 1/64"		10310 BENZI
1 3/8"-21 SPL	102.0	4 1/64"	56-0040	8-3021 NEAPCO
1 3/8"-21 SPL	102.0	4 1/64"		10312 BENZI
1 1/8"-6 SPL	102.0	4 1/64"		10311 BENZI
1 3/8"-6 SPL	102.0	4 1/64"	SLIDE COLLAR	103C10 BENZI
1 3/8"-21 SPL	102.0	4 1/64"	SLIDE COLLAR	103C12 BENZI

NOTE: TRACTOR END USE ONLY



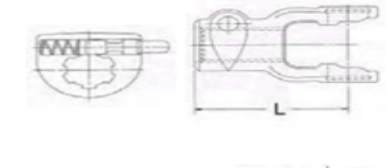
INNER PROFILE YOKE

mm	BORE inches	(L) LENGTH		USE W/TUBE PART NUMBER	PART NUMBER
		mm	inches		
36.0	1 27/64"	85.0	3 3/8"	70-0305	8-3030 NEAPCO
36.0	1 27/64"	85.0	3 3/8"		50330B BENZI



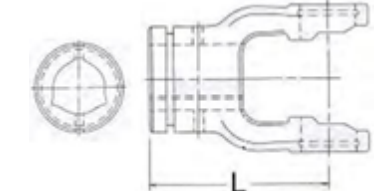
INNER PROFILE TUBE

O.D.		WALL THICKNESS		USE W/YOKE PART NUMBER	PART NUMBER
mm	inches	mm	inches		
36.1	1 27/64"	3.1	1/8"	8-3030	70-0305 NEAPCO
36.1	1 27/64"	3.1	1/8"		60250B1500* BENZI
36.1	1 27/64"	3.1	1/8"		60250B3000* BENZI



OUTER PROFILE YOKE

mm	BORE inches	(L) LENGTH		USE W/TUBE PART NUMBER	PART NUMBER
		mm	inches		
43.5	1 11/16"	80.0	3 5/32"	70-0304	8-3020 NEAPCO
43.5	1 11/16"	80.0	3 5/32"		50320B BENZI

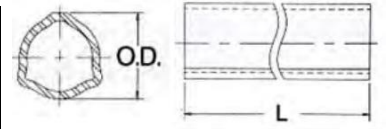


* 1500 = 59" / 3000 = 10'

METRIC SERIES 3 CONTINUED

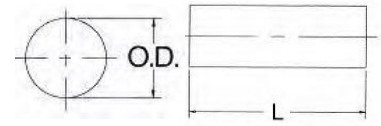
OUTER PROFILE TUBE

O.D.		WALL THICKNESS		USE W/YOKE	PART
mm	inches	mm	inches	PART NUMBER	NUMBER
43.4	1 45/64"	3.325	1/8"	8-3020	70-0304 NEAPCO
43.4	1 45/64"	3.325	1/8"		60320B1500* BENZI
43.4	1 45/64"	3.325	1/8"		60320B3000* BENZI



TUBE PIN

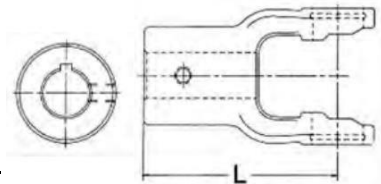
DIAMETER		(L) LENGTH		
mm	inches	mm	inches	
8.0	5/16"	60.3	2 3/8"	SPRING PIN



NOTE: FITS BOTH INNER AND OUTER PROFILE YOKES

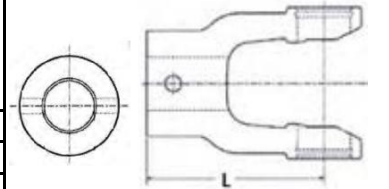
IMPLEMENT YOKES

BORE		(L) LENGTH		KEYWAY	HOLE SIZE	PART NUMBER
mm	inches	mm	inches			
25.4	1"	85.0	3 11/32"	1/4"	3/8"-16	8-3011
31.75	1 1/4"	85.0	3 11/32"	1/4"	3/8"-16	8-3010
34.93	1 3/8"	85.0	3 11/32"	---	17/32" D.T.	8-3016
---	1 3/16"	85.0	3 23/64"	5/16"	3/8"-16	8-0511



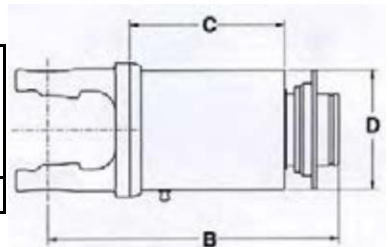
SHEAR BOLT

BORE	(L) LENGTH		DIAMETER	BOLT HOLE DISTANCE TO END		PART NUMBER
	mm	inches		mm	inches	
25 mm	85	3.35"	8 mm	20	.79"	8-0524
30 mm	85	3.35"	10 mm	20	.79"	8-0525
1 1/4"	85	3.35"	3/8"	20	.79"	8-0523



RADIAL PIN CLUTCH YOKE - Q.D. COLLAR TYPE

BORE	(B) LENGTH		(C) HOUSING LENGTH		(D) HOUSING DIAMETER		TORQUE RATING		PART NUMBER
	mm	in.	mm	in.	mm	in.	Nm	Ft. lb.	
1 3/8"-6 SPL	142	5.59"	57	2.24"	95	3.74"	600	442.5	8-0400

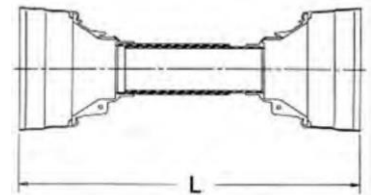


NOTE: BONDIOLI & PAVESI/WALTERSCHEID

WORLD SHIELD™ PLASTIC

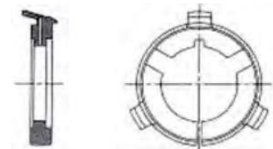
OVERALL LENGTH	BELL O.D.	PART NO.
60"	6 1/8"	69-1248

SHIELD BEARINGS ARE NOT INCLUDED



SHIELD BEARING

BEARING I.D.	BEARING WIDTH	USE W/SHIELD PART NUMBER	PART NUMBER
2 3/32"	5/32"	69-1248	56-4103
1 13/16"	5/32"		



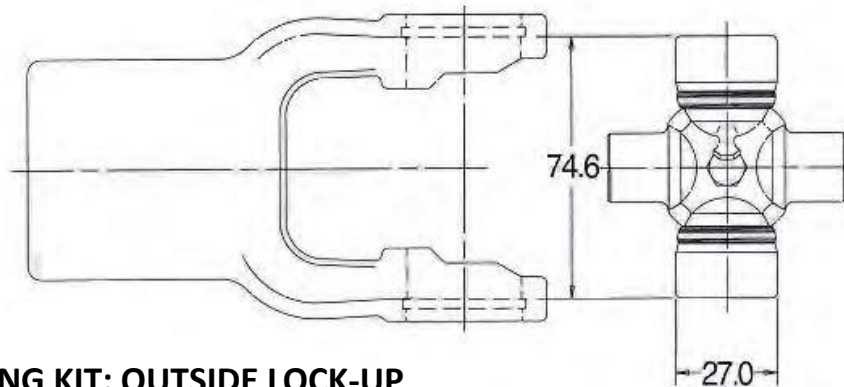
NOTE: TWO (2) BEARINGS PER BOX

* 1500 = 59" / 3000 = 10"

METRIC 4 SERIES

REPLACES BONDIOLI & PAVESI® DESIGN SERIES 4

ASAE
CATEGORY 4

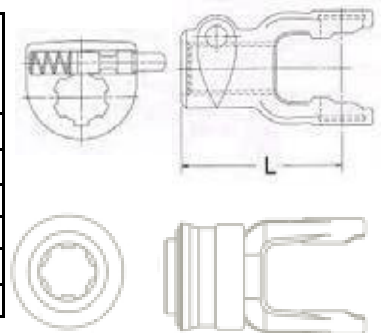


CROSS AND BEARING KIT: OUTSIDE LOCK-UP

BEARING DIAMETER		OVERALL LENGTH		PART NUMBER
mm	inches	mm	inches	
27.0	1 1/16"	74.6	2 15/16"	1-0421 NEAPCO
27.0	1 1/16"	74.6	2 15/16"	20440 BENZI

TRACTOR YOKES

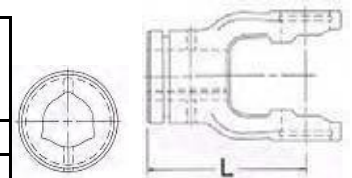
BORE	(L) LENGTH		QD PIN KIT	PART NUMBER
	mm	inches		
1 3/8"-6 SPL	109.0	4 9/32"	56-0040	8-4012 NEAPCO
1 3/8"-6 SPL	109.0	4 9/32"		10410 BENZI
1 3/8"-21 SPL	109.0	4 9/32"	56-0040	8-4021 NEAPCO
1 1/8"-6 SPL	109.0	4 9/32"		10412 BENZI
1 3/8"-6 SPL	109.0	4 9/32"	SLIDE COLLAR	104C10 BENZI
1 3/8"-21 SPL	109.0	4 9/32"	SLIDE COLLAR	104C12 BENZI



NOTE: TRACTOR END USE ONLY

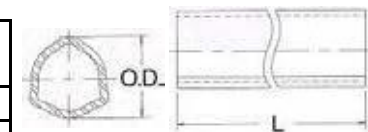
INNER PROFILE YOKE

BORE		(L) LENGTH		USE W/TUBE PART NUMBER	PART NUMBER
mm	inches	mm	inches		
36.0	1 27/64"	98.0	3 55/64"	70-0405	8-4030 NEAPCO
36.0	1 27/64"	98.0	3 55/64"		50430B BENZI



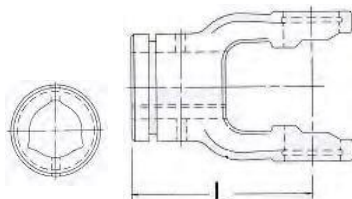
INNER PROFILE TUBE

O.D.		WALL THICKNESS		USE W/YOKE PART NUMBER	PART NUMBER
mm	inches	mm	inches		
36.1	1 27/64"	4.45	11/64"	8-4030	70-0405 NEAPCO
36.1	1 27/64"	4.45	11/64"		60330B1500* BENZI
36.1	1 27/64"	4.45	11/64"		60330B3000* BENZI



OUTER PROFILE YOKE

BORE		(L) LENGTH		USE W/TUBE PART NUMBER	PART NUMBER
mm	inches	mm	inches		
43.5	1 11/16"	93.5	3 11/16"	70-0304	8-4020 NEAPCO
43.5	1 11/16"	93.5	3 11/16"		50420B BENZI

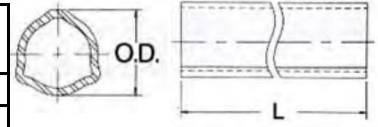


* 1500 = 59" / 3000 = 10'

METRIC SERIES 4 CONTINUED

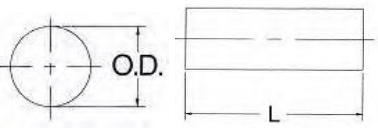
OUTER PROFILE TUBE

O.D.		WALL THICKNESS		USE W/YOKE	PART
mm	inches	mm	inches	PART NUMBER	NUMBER
43.4	1 45/64"	3.4	1/8"	8-4020	70-0304 NEAPCO
43.4	1 45/64"	3.4	1/8"		50420B1500* BENZI
43.4	1 45/64"	3.4	1/8"		50420B3000* BENZI



TUBE PIN

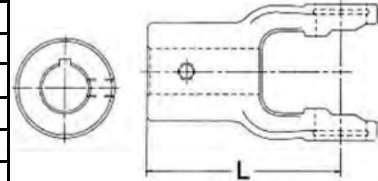
DIAMETER		(L) LENGTH		
mm	inches	mm	inches	
8.0	5/16"	60.3	2 3/8"	SPRING PIN



NOTE: FITS BOTH INNER AND OUTER PROFILE YOKE

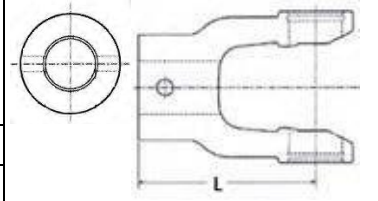
IMPLEMENT YOKE

BORE		(L) LENGTH		KEYWAY	HOLE SIZE	PART NUMBER
mm	inches	mm	inches			
31.75	1 1/4"	98.0	3 55/64"	1/4"	3/8"-16	8-4010 NEAPCO
34.93	1 3/8"	98.0	3 55/64"	5/16"	3/8"-16	8-4011 NEAPCO
34.93	1 3/8"	98.0	3 55/64"	---	17/32" D.T.	8-4016 NEAPCO
---	1 1/2"	98.0	3 55/64"	3/8"	3/8"-16	8-0512 NEAPCO
30	---	98.0	3 55/64"	8mm	10mm	8-0513 NEAPCO
	1"					10469 BENZI
	1 3/8"					10460 BENZI



SHEAR BOLT

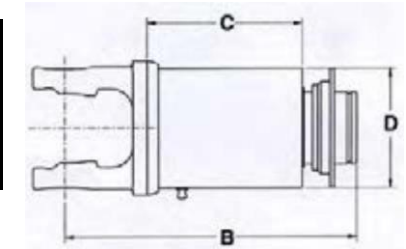
BORE	(L) LENGTH		DIAMETER	BOLT HOLE DISTANCE TO END		PART NUMBER
	mm	inches		mm	inches	
1 1/4"	98.0	3.86"	3/8"	20	.79"	8-0526
30mm	98.0	3.86"	10mm	20	.79"	8-0527



RADIAL PIN CLUTCH YOKE - Q.D. COLLAR TYPE

BORE	(B) LENGTH		(C) HOUSING LENGTH		(D) HOUSING DIAMETER		TORQUE RATING		PART NUMBER
	mm	in.	mm	in.	mm	in.	Nm	Ft. lb.	
1 3/8"-6 SPL	142	5.59"	57	2.24"	95	3.74"	600	442.5	8-0401

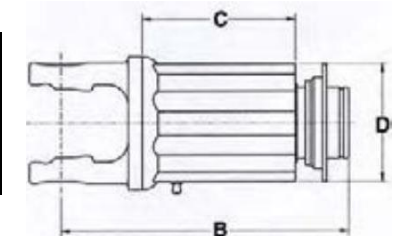
NOTE: BONDIOLI & PAVESI/WALTERSCHEID



OVER RUNNING CLUTCH YOKE - Q.D. COLLAR TYPE

BORE	(B) LENGTH		(C) HOUSING LENGTH		(D) HOUSING LENGTH		PART NUMBER
	mm	inches	mm	inches	mm	inches	
1 3/8"-6 SPL	154	6.06"	54	2.13"	91	3.58"	8-0451

NOTE: RIGHT HAND ROTATION



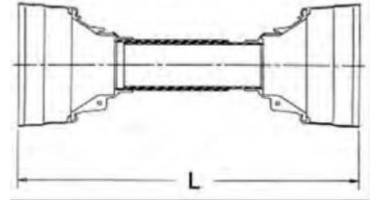
* 1500 = 59" / 3000 = 10'

METRIC SERIES 4 CONTINUED

WORLD SHIELD™ PLASTIC

OVERALL LENGTH	BELL O.D.	PART NO.
60"	6 1/8"	69-1248

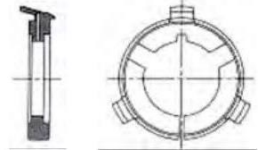
SHIELD BEARINGS ARE NOT INCLUDED



SHIELD BEARING

BEARING I.D.	BEARING WIDTH	USE W/SHIELD PART NUMBER	PART NUMBER
2 3/32"	5/32"	69-1248	56-4103
1 13/16"	5/32"		

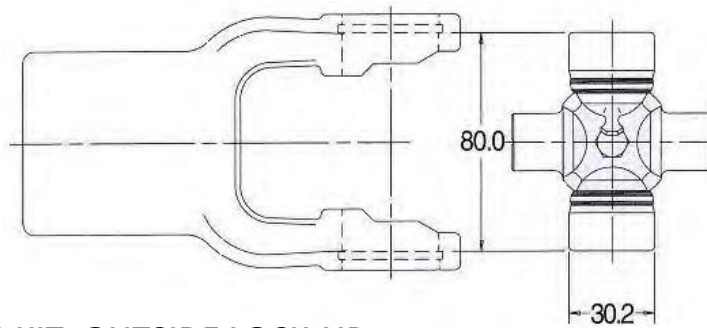
NOTE: TWO (2) BEARINGS PER BOX



NOTES

METRIC 5 SERIES

REPLACES BONDIOLI & PAVESI® DESIGN SERIES 5

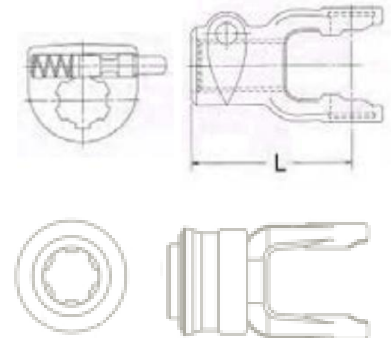


CROSS AND BEARING KIT: OUTSIDE LOCK-UP

BEARING DIAMETER		OVERALL LENGTH		PART NUMBER
mm	inches	mm	inches	
30.2	1 3/16"	80.0	3 5/32"	2-0521 NEAPCO
30.2	1 3/16"	80.0	3 5/32"	20540 BENZI

TRACTOR YOKES

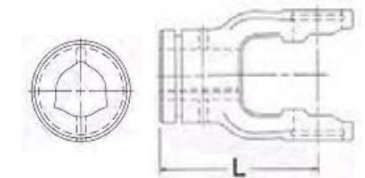
BORE	(L) LENGTH		Q.D. PIN KIT	PART NUMBER
	mm	inches		
1 3/8"-6 SPL	112.0	4 13/32"	56-0040	8-5012 NEAPCO
1 3/8"-6 SPL	112.0	4 13/32"		10510 BENZI
1 3/8"-21 SPL	112.0	4 13/32"	56-0040	8-5021 NEAPCO
1 3/8"-21 SPL	112.0	4 13/32"		10512 BENZI
1 3/4"-6 SPL	112.0	4 13/32"		10513 BENZI
1 3/4"-20 SPL	112.0	4 13/32"		10517 BENZI
1 3/8"-6 SPL	112.0	4 13/32"	SLIDE COLLAR	105C10 BENZI
1 3/8"-21 SPL	112.0	4 13/32"	SLIDE COLLAR	105C12 BENZI
1 3/4"-6 SPL	112.0	4 13/32"	SLIDE COLLAR	105H13 BENZI
1 3/4"-20 SPL	112.0	4 13/32"	SLIDE COLLAR	105H17 BENZI



NOTE: TRACTOR END USE ONLY

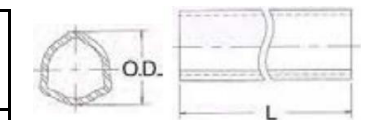
INNER PROFILE YOKE

BORE		(L) LENGTH		USE W/TUBE PART NUMBER	PART NUMBER
mm	inches	mm	inches		
45.0	1 25/32"	96.0	3 25/32"	70-0505	8-5030 NEAPCO
45.0	1 25/32"	96.0	3 25/32"		50530B BENZI



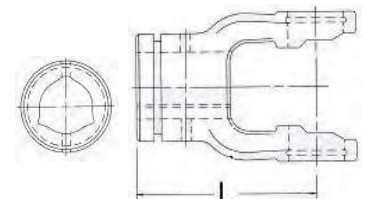
INNER PROFILE TUBE

O.D.		WALL THICKNESS		USE W/YOKE PART NUMBER	PART NUMBER
mm	inches	mm	inches		
44.7	1 49/64"	4.0	5/32"	8-5030	70-0505
44.7	1 49/64"	4.0	5/32"		60430B1500* BENZI
44.7	1 49/64"	4.0	5/32"		60430B3000* BENZI



OUTER PROFILE YOKE

BORE		(L) LENGTH		USE W/TUBE PART NUMBER	PART NUMBER
mm	inches	mm	inches		
51.6	2 1/32"	98.5	3 7/8"	70-0504	8-5020 NEAPCO
51.6	2 1/32"	98.5	3 7/8"		50520B BENZI

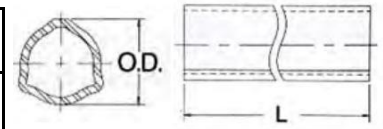


* 1500 = 59" / 3000 = 10'

METRIC 5 SERIES CONTINUED

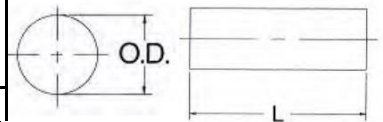
OUTER PROFILE TUBE

O.D.		WALL THICKNESS		USE W/YOKE	PART
mm	inches	mm	inches	PART NUMBER	NUMBER
51.3	2 1/64"	3.0	7/64"	8-5020	70-0504 NEAPCO
51.3	2 1/64"	3.0	7/64"	8-5020	60420B1500* BENZI
51.3	2 1/64"	3.0	7/64"	8-5020	60420B3000* BENZI



TUBE PIN

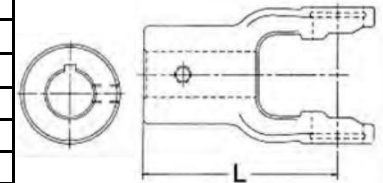
DIAMETER		(L) LENGTH		
mm	inches	mm	inches	
10.0	25/64"	70.0	2 3/4"	SPRING PIN



NOTE: FITS BOTH INNER AND OUTER PROFILE YOKES

IMPLEMENT YOKES

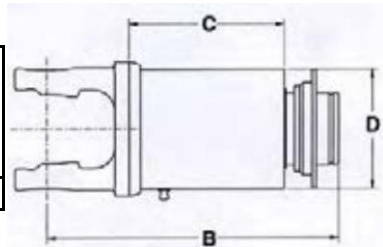
BORE		(L) LENGTH		KEYWAY	HOLE SIZE	PART NUMBER
mm	inches	mm	inches			
31.75	1 1/4"	96.0	3 25/32"	1/4"	3/8"-16	8-5010 NEAPCO
31.75	1 1/4"	96.0	3 25/32"	1/4"	3/8"-16	10569 BENZI
34.93	1 3/8"	96.0	3 25/32"	5/16"	3/8"-16	8-5011 NEAPCO
34.93	1 3/8"	96.0	3 25/32"	5/16"	3/8"-16	10560 BENZI
34.93	1 3/8"	96.0	3 25/32"	---	17/32" D.T.	8-5016 NEAPCO
---	1 1/2"	96.0	3 25/32"	3/8"	3/8"-16	8-0501 NEAPCO



RADIAL PIN CLUTCH YOKE - Q.D. COLLAR TYPE

BORE	(B) LENGTH		(C) HOUSING LENGTH		(D) HOUSING DIAMETER		TORQUE RATING		PART NUMBER
	mm	in.	mm	in.	mm	in.	Nm	Ft. lb.	
1 3/8"-6 SPL	165	6 1/2"	76	2.99"	95	3.74"	900	663.8	8-0402

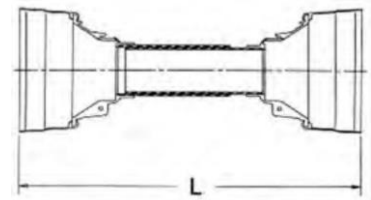
NOTE: BONDIOLO & PAVESI/WALTERSCHEID



WORLD SHIELD™ PLASTIC

OVERALL LENGTH	BELL O.D.	PART NO.
60"	7 1/16"	69-2248

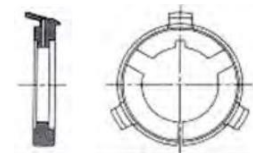
SHIELD BEARINGS ARE NOT INCLUDED



SHIELD BEARING

BEARING I.D.	BEARING WIDTH	USE W/SHIELD PART NUMBER	PART NUMBER
2 15/32"	5/32"	69-2248	56-6105
2 3/32"	5/32"		

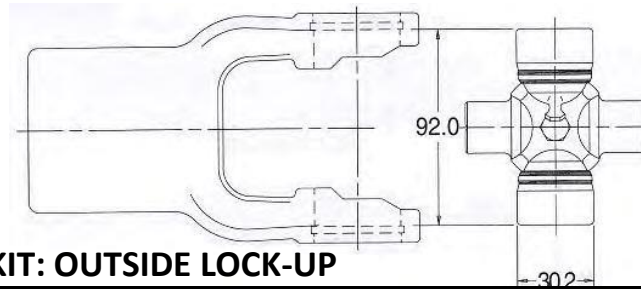
NOTE: TWO (2) BEARINGS PER BOX



METRIC 6 SERIES

ASAE
CATEGORY 5

REPLACES BONDIOLI & PAVESI® DESIGN SERIES 6

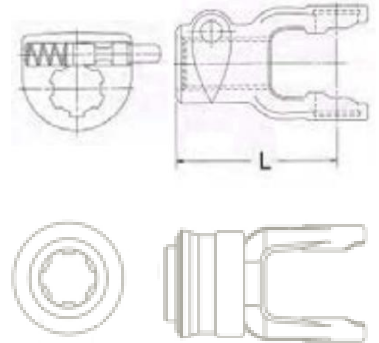


CROSS AND BEARING KIT: OUTSIDE LOCK-UP

BEARING DIAMETER		OVERALL LENGTH		PART NUMBER
mm	inches	mm	inches	
30.2	1 3/16"	92.0	3 5/8"	3-0621 NEAPCO
30.2	1 3/16"	92.0	3 5/8"	20640 BENZI

TRACTOR YOKES

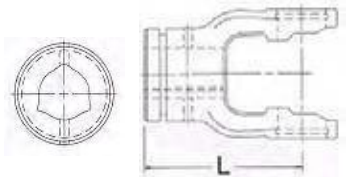
BORE	(L) LENGTH		QD PIN KIT	PART NUMBER
	mm	inches		
1 3/8"-6 SPL	122.0	4 13/16"	56-0040	8-6012 NEAPCO
1 3/8"-6 SPL	122.0	4 13/16"		10610 BENZI
1 3/8"-21 SPL	122.0	4 13/16"	56-0040	8-6021 NEAPCO
1 3/8"-21 SPL	122.0	4 13/16"		10612 BENZI
1 3/4"-20 SPL	122.0	4.80"	---	8-0303 NEPCO
1 3/4"-20 SPL	122.0	4.80"		10617 BENZI
1 3/4"-6 SPL				10613 BENZI
1 3/8"-6 SPL			SLIDE COLLAR	106C10 BENZI
1 3/8"-21 SPL			SLIDE COLLAR	106C12 BENZI
1 3/4"-6 SPL			SLIDE COLLAR	106H13 BENZI
1 3/4"-20 SPL			SLIDE COLLAR	106H17 BENZI



NOTE: TRACTOR END USE ONLY


INNER PROFILE YOKE

BORE		(L) LENGTH		USE W/TUBE PART NUMBER	PART NUMBER
mm	inches	mm	inches		
45.0	1 25/32"	105.0	4 1/8"	70-0505	8-6030 NEAPCO
45.0	1 25/32"	105.0	4 1/8"		50630B BENZI



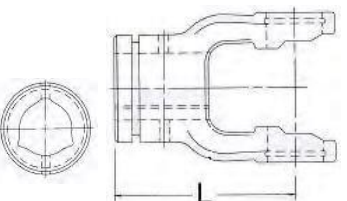
INNER PROFILE TUBE

O.D.		WALL THICKNESS		USE W/YOKE PART NUMBER	PART NUMBER
mm	inches	mm	inches		
44.7	1 49/64"	4.0	5/32"	8-6030	70-0505 NEAPCO
44.7	1 49/64"	4.0	5/32"		60430B1500* BENZI
44.7	1 49/64"	4.0	5/32"		60430B3000* BENZI



OUTER PROFILE YOKE

BORE		(L) LENGTH		USE W/TUBE PART NUMBER	PART NUMBER
mm	inches	mm	inches		
54.0	2 1/8"	107.0	4 7/32"	70-0704	8-6020 NEAPCO
54.0	2 1/8"	107.0	4 7/32"		50620B BENZI

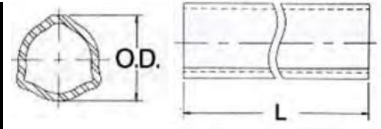


* 1500 = 59" / 3000 = 10'

METRIC 6 SERIES CONTINUED

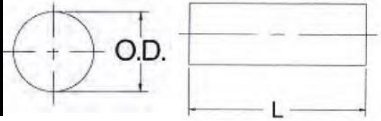
OUTER PROFILE TUBE

O.D.		WALL THICKNESS		USE W/YOKE	PART
mm	inches	mm	inches	PART NUMBER	NUMBER
53.6	2 7/64"	3.775	5/32"	8-6020	70-0704 NEAPCO
53.6	2 7/64"	3.775	5/32"		60550B1500* BENZI
53.6	2 7/64"	3.775	5/32"		60550B3000* BENZI



TUBE PIN

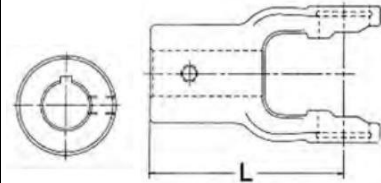
DIAMETER		(L) LENGTH		
mm	inches	mm	inches	
10.0	25/64"	70.0	2 3/4"	SPRING PIN



NOTE: FITS BOTH INNER AND OUTER PROFILE YOKES

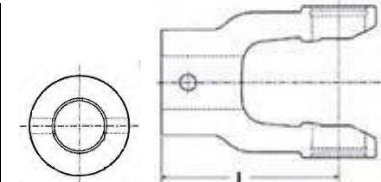
IMPLEMENT YOKES

BORE		LENGTH		KEYWAY	HOLE SIZE	PART NUMBER
mm	inches	mm	inches			
31.75	1 1/4"	105.0	4 9/64"	1/4"	3/8"-16	8-6010 NEAPCO
31.75	1 1/4"	105.0	4 9/64"	1/4"	3/8"-16	10669 BENZI
34.93	1 3/8"	105.0	4 9/64"	5/16"	3/8"-16	8-6011 NEAPCO
34.93	1 3/8"	105.0	4 9/64"	5/16"	3/8"-16	10660 BENZI
34.93	1 3/8"	110.0	4 11/32"	---	17/32" D.T.	8-6016 NEAPCO
---	1 1/2"	105.0	4.13"	3/8"	3/8"-16	8-0514 NEAPCO
---	1 3/4"	105.0	4.13"	3/8"	3/8"-16	8-0515 NEAPCO
---	1 3/4"	105.0	4.13"	3/8"	3/8"-16	1066A BENZI
40	---	105.0	4.13"	12mm	12mm	8-0516 NEAPCO



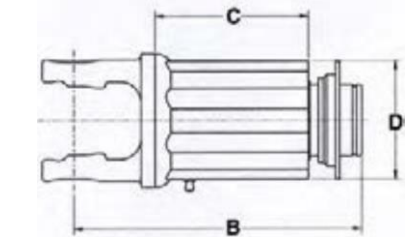
SHEAR BOLT

BORE	(L) LENGTH		DIAMETER	BOLT HOLE		PART NUMBER
	mm	inches		mm	inches	
1 1/4"	105.0	4.13"	3/8"	20	.79"	8-0528 NEAPCO
1 1/4"	105.0	4.13"	3/8"	20	.79"	10669 BENZI



OVER RUNNING CLUTCH YOKE - Q.D. COLLAR TYPE

BORE	(B) LENGTH		(C) HOUSING LENGTH		(D) HOUSING LENGTH		PART NUMBER
	mm	inches	mm	inches	mm	inches	
1 3/8" - 6 SPL	167	6.57"	54	2.13"	91	3.58"	8-0452

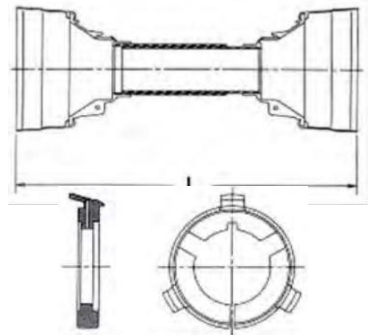


NOTE: RIGHT HAND ROTATION

WORLD SHIELD™ PLASTIC

OVERALL LENGTH	BELL O.D.	PART NO.
60"	7 1/16"	69-2248

SHIELD BEARINGS ARE NOT INCLUDED



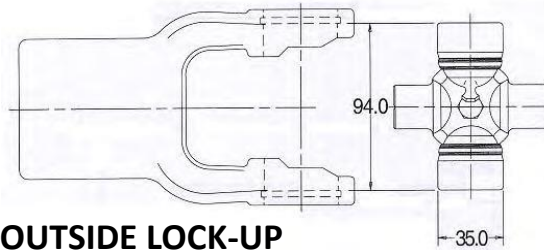
SHIELD BEARING

BEARING I.D.	BEARING WIDTH	USE W/SHIELD PART NUMBER	PART NUMBER
2 11/16"	5/32"	69-2248	56-6106
2 11/32"	5/32"		

NOTE: TWO (2) BEARINGS PER BOX

METRIC 7 SERIES

REPLACES BONDIOLI & PAVESI® DESIGN SERIES 7



CROSS AND BEARING KIT: OUTSIDE LOCK-UP

BEARING DIAMETER		OVERALL LENGTH		PART NUMBER
mm	inches	mm	inches	
35.0	1 3/8"	94.0	3 11/16"	3-0721 NEAPCO
35.0	1 3/8"	94.0	3 11/16"	20740 BENZI

TRACTOR YOKES

BORE	(L) LENGTH		QD PIN KIT	PART NUMBER
	mm	inches		
1 3/8"-6 SPL	122.0	4 13/16"	56-0040	8-7012 NEAPCO
1 3/8"-6 SPL	122.0	4 13/16"		10710 BENZI
1 3/8"-21 SPL	122.0	4 13/16"	56-0040	8-7021 NEAPCO
1 3/8"-21 SPL	122.0	4 13/16"		10712 BENZI
1 3/4"-20 SPL	122.0	4 13/16"	56-0940	8-7014 NEAPCO
1 3/4"-20 SPL	122.0	4 13/16"		10717 BENZI
1 3/4"-6 SPL	122.0	4 13/16"		10713 BENZI
1 3/8"-6 SPL	122.0	4 13/16"	SLIDE COLLAR	107C10 BENZI
1 3/8"-21 SPL	122.0	4 13/16"	SLIDE COLLAR	107C12 BENZI
1 3/4"-20 SPL	122.0	4 13/16"	SLIDE COLLAR	107H17 BENZI
1 3/4"-6 SPL	122.0	4 13/16"	SLIDE COLLAR	107H13 BENZI

NOTE: TRACTOR END USE ONLY

INNER PROFILE YOKE

BORE		(L) LENGTH		USE W/TUBE PART NUMBER	PART NUMBER
mm	inches	mm	inches		
45.0	1 3/4"	105.0	4 1/8"	70-0705	8-7030 NEAPCO
45.0	1 3/4"	105.0	4 1/8"	70-0705	50730B BENZI

INNER PROFILE TUBE

O.D.		WALL THICKNESS		USE W/YOKE PART NUMBER	PART NUMBER
mm	inches	mm	inches		
44.7	1 3/4"	5.5	7/32"	8-7030	70-0705 NEAPCO
44.7	1 3/4"	5.5	7/32"		60530B1500* BENZI
44.7	1 3/4"	5.5	7/32"		60530B3000* BENZI

OUTER PROFILE YOKE

BORE		(L) LENGTH		USE W/TUBE PART NUMBER	PART NUMBER
mm	inches	mm	inches		
54.0	2 1/8"	107.0	4 7/32"	70-0704	8-7020 NEAPCO
54.0	2 1/8"	107.0	4 7/32"		50720B BENZI

* 1500 = 59" / 3000 = 10'

METRIC 7 SERIES CONTINUED

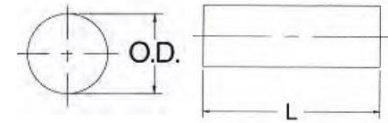
OUTER PROFILE TUBE

O.D.		WALL THICKNESS		USE W/YOKE	PART
mm	inches	mm	inches	PART NUMBER	NUMBER
53.6	2 7/64"	3.775	5/32"	8-7020	70-0704 NEAPCO
53.6	2 7/64"	3.775	5/32"		60550B1500* BENZI
53.6	2 7/64"	3.775	5/32"		60550B3000* BENZI



TUBE PIN

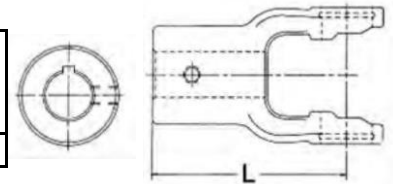
DIAMETER		(L) LENGTH		
mm	inches	mm	inches	
10.0	25/64"	80.0	3 5/32"	SPRING PIN



NOTE: FITS BOTH INNER AND OUTER PROFILE YOKEs

IMPLEMENT YOKEs

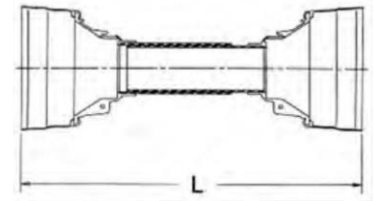
BORE		(L) LENGTH		KEYWAY	SET SCREW	PART NUMBER
mm	inches	mm	inches			
35.0	1 3/8"	105.0	4 1/8"	5/16"	3/8"-16	8-7011



WORLD SHIELD™ PLASTIC

OVERALL LENGTH	BELL O.D.	PART NO.
60"	8"	69-2248

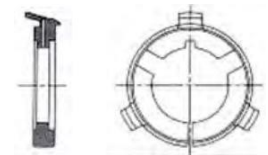
SHIELD BEARINGS ARE NOT INCLUDED



SHIELD BEARING

BEARING I.D.	BEARING WIDTH	USE W/SHIELD PART NUMBER	PART NUMBER
2 11/16"	5/32"	69-2248	56-6106
2 11/32"	5/32"		

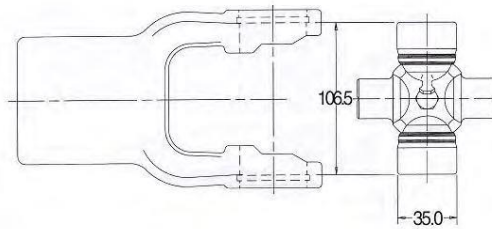
NOTE: TWO (2) BEARINGS PER BOX



* 1500 = 59" / 3000 = 10'

METRIC 8 SERIES

REPLACES BONDIOLI & PAVESI® DESIGN SERIES 8



CROSS AND BEARING KIT: OUTSIDE LOCK-UP

BEARING DIAMETER		OVERALL LENGTH		PART NUMBER
mm	inches	mm	inches	
35	1 3/8"	106.5	4 3/16"	3-0821 NEAPCO
35	1 3/8"	106.5	4 3/16"	20840 BENZI

TRACTOR YOKES

BORE	(L) LENGTH		Q.D. PIN KIT	PART NUMBER
	mm	inches		
1 3/8"-6 SPL	125.0	4 59/64"	56-0040	8-8012 NEAPCO
1 3/8"-6 SPL	125.0	4 59/64"		10810 BENZI
1 3/8"-21 SPL	125.0	4 59/64"	56-0040	8-8021 NEAPCO
1 3/8"-21 SPL	125.0	4 59/64"		10812 BENZI
1 3/4"-20 SPL	125.0	4 59/64"	56-0940	8-8014 NEAPCO
1 3/4"-20 SPL	125.0	4 59/64"		10817 BENZI
1 3/4"-6 SPL	125.0	4 59/64"		10813 BENZI
1 3/4"-6 SPL	125.0	4 59/64"	SLIDE COLLAR	108H13 BENZI
1 3/4"-20 SPL	125.0	4 59/64"	SLIDE COLLAR	108H17 BENZI
1 3/8"-6 SPL	125.0	4 59/64"	SLIDE COLLAR	108C10 BENZI
1 3/8"-21 SPL	125.0	4 59/64"	SLIDE COLLAR	108C12 BENZI

NOTE: TRACTOR END USE ONLY

INNER PROFILE YOKE

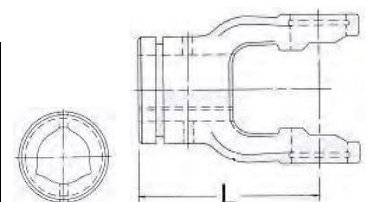
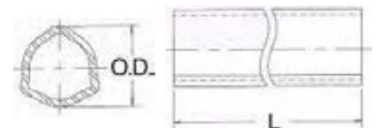
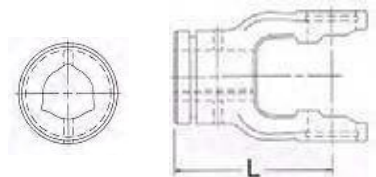
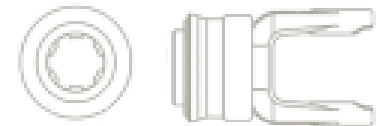
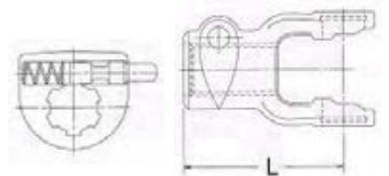
BORE	(L) LENGTH		USE W/TUBE PART NUMBER	PART NUMBER
	mm	inches		
54.0	2 1/8"	120.0	70-0704	8-8030 NEAPCO
54.0	2 1/8"	120.0		50830B BENZI

INNER PROFILE TUBE

O.D.		WALL THICKNESS		USE W/YOKE PART NUMBER	PART NUMBER
mm	inches	mm	inches		
53.6	2 7/64"	3.775	5/32"	8-8030	70-0704 NEAPCO
53.6	2 7/64"	3.775	5/32"		60550B1500* BENZI
53.6	2 7/64"	3.775	5/32"		60550B3000* BENZI

OUTER PROFILE YOKE

BORE	(L) LENGTH		USE W/TUBE PART NUMBER	PART NUMBER
	mm	inches		
51.6	2 1/32"	98.5	70-0504	8-8020 NEAPCO
51.6	2 1/32"	98.5		50820B BENZI

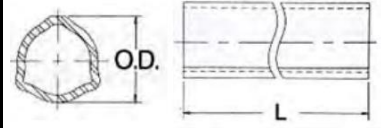


* 1500 = 59" / 3000 = 10'

METRIC 8 SERIES CONTINUED

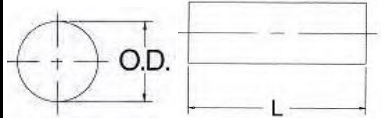
OUTER PROFILE TUBE

O.D.		WALL THICKNESS		USE W/YOKE	PART
mm	inches	mm	inches	PART NUMBER	NUMBER
63.0	2 1/2"	4.0	5/32"	8-8020	70-0804 NEAPCO
63.0	2 1/2"	4.0	5/32"		60620B1500* BENZI
63.0	2 1/2"	4.0	5/32"		60620B3000* BENZI



TUBE PIN

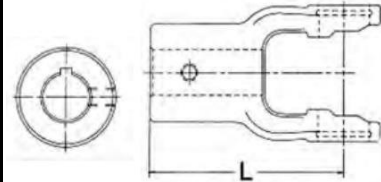
DIAMETER		(L) LENGTH		
mm	inches	mm	inches	
12.0	15/32"	80.0	3 5/32"	SPRING PIN



NOTE: FITS BOTH INNER AND OUTER PROFILE YOKES

IMPLEMENT YOKES

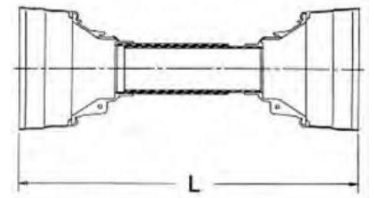
BORE		(L) LENGTH		KEYWAY	SET SCREW	PART NUMBER
mm	inches	mm	inches			
35.0	1 3/8"	120.0	4 23/32"	5/16"	3/8"-16	8-8011 NEAPCO
35.0	1 3/8"	120.0	4 23/32"	5/16"	3/8"-16	108KOS BENZI
38.0	1 1/2"	120.0	4 23/32"	5/16"	3/8"-16	8-5015 NEAPCO
38.0	1 1/2"	120.0	4 23/32"	5/16"	3/8"-16	108KF BENZI
44.5	1 3/4"	120.0	4 23/32"	3/8"	3/8"-16	8-8016 NEAPCO
44.5	1 3/4"	120.0	4 23/32"	3/8"	3/8"-16	108KA BENZI
---	2"	120.0	4.72"	1/2"	3/8"-16	8-0502 NEAPCO



WORLD SHIELD™ PLASTIC

OVERALL LENGTH	BELL O.D.	PART NO.
60"	8"	69-2648

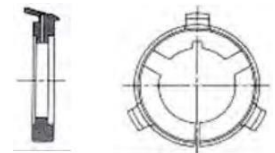
SHIELD BEARINGS ARE NOT INCLUDED



SHIELD BEARING

BEARING I.D.	BEARING WIDTH	USE W/SHIELD PART NUMBER	PART NUMBER
2 11/16"	1/4"	69-2648	56-8108
3 3/16"	1/4"		

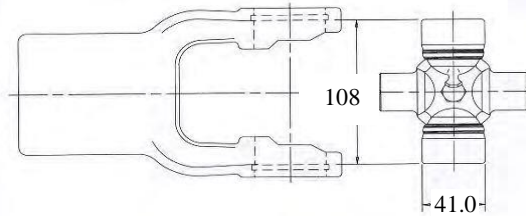
NOTE: TWO (2) BEARINGS PER BOX



* 1500 = 59" / 3000 = 10'

METRIC 9 SERIES

REPLACES BONDIOLI & PAVESI® DESIGN SERIES 9

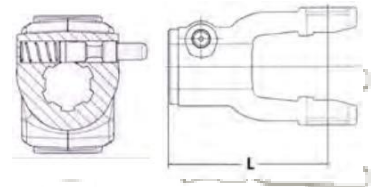


CROSS AND BEARING KIT: OUTSIDE LOCK-UP

BEARING DIAMETER		OVERALL LENGTH		PART NUMBER
mm	inches	mm	inches	
41.0	1 39/64"	108.0	4 1/4"	3-0921 NEAPCO
41.0	1 39/64"	108.0	4 1/4"	20940 BENZI

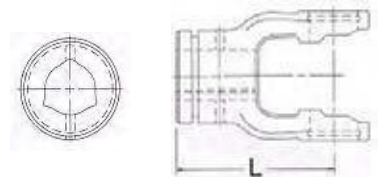
TRACTOR YOKES

BORE	(L) LENGTH		PART NUMBER
	mm	inches	
1 3/8"-6 SPL	126	4.96"	8-0300 NEAPCO
1 3/8"-6 SPL	126	4.96"	10910 BENZI
1 3/4"-20 SPL	126	4.96"	8-0301 NEAPCO
1 3/4"-20 SPL	126	4.96"	10917 BENZI
1 3/8"-21 SPL	126	4.96"	8-0302 NEAPCO
1 3/8"-21 SPL	126	4.96"	10912 BENZI
1 3/4"-6 SPL	126	4.96"	10913 BENZI
1 3/8"-6 SPL	126	4.96"	SLIDE COLLAR 109C10 BENZI
1 3/8"-21 SPL	126	4.96"	SLIDE COLLAR 109C12 BENZI
1 3/4"-6 SPL	126	4.96"	SLIDE COLLAR 109H13 BENZI
1 3/4"-20 SPL	126	4.96"	SLIDE COLLAR 109H17 BENZI



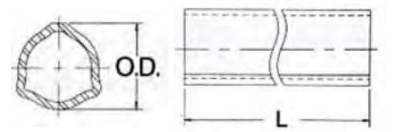
INNER PROFILE YOKE

BORE		(L) LENGTH		USE W/TUBE PART NUMBER	PART NUMBER
mm	inches	mm	inches		
54.0	2.13"	130.0	5.12"	70-0704	8-0600 NEAPCO
54.0	2.13"	130.0	5.12"		50930B BENZI



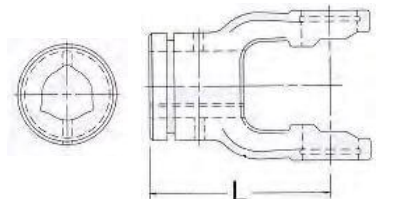
INNER PROFILE TUBE

O.D.		WALL THICKNESS		USE W/YOKE PART NUMBER	PART NUMBER
mm	inches	mm	inches		
54.0	2.13	5.0	.20"		60630B1500* BENZI
54.0	2.13	5.0	.20"		60630B3000* BENZI



OUTER PROFILE YOKE

BORE		(L) LENGTH		USE W/TUBE PART NUMBER	PART NUMBER
mm	inches	mm	inches		
63.0	2.48"	130.0	5.12"	70-0804	8-0650 NEAPCO
63.0	2.48"	130.0	5.12"		50920B BENZI

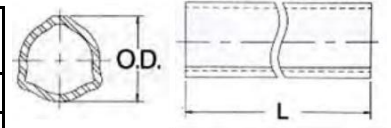


* 1500 = 59" / 3000 = 10'

METRIC 9 SERIES CONTINUED

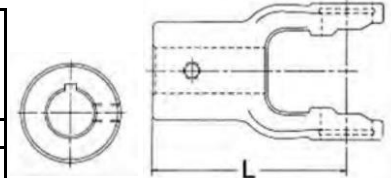
OUTER PROFILE TUBE

O.D.		WALL THICKNESS		USE W/YOKE	PART
mm	inches	mm	inches	PART NUMBER	NUMBER
63.0	2.48"	4.0	.16"		60620B1500* BENZI
63.0	2.48"	4.0	.16"		60620B3000* BENZI



IMPLEMENT YOKES

BORE		(L) LENGTH		KEYWAY	SET SCREW	PART NUMBER
mm	inches	mm	inches			
---	1 3/8"	130.0	5.12"	5/16"	3/8"-16	8-0503
---	1 1/2"	130.0	5.12"	3/8"	3/8"-16	8-0504



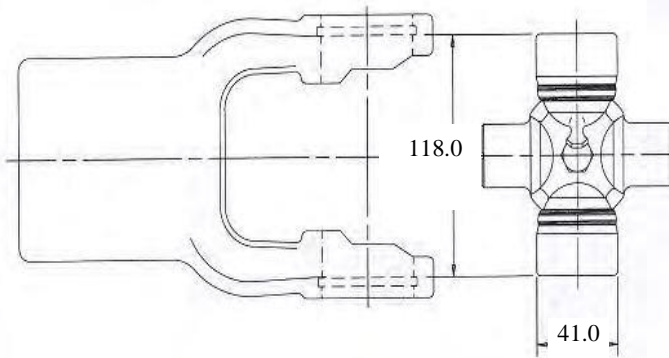
METRIC 10 SERIES ON NEXT PAGE

NOTES

* 1500 = 59" / 3000 = 10'

METRIC 10 SERIES

REPLACES BONDIOLI & PAVESI® DESIGN SERIES 10

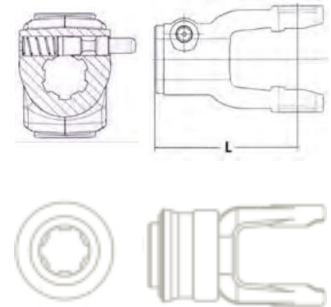


CROSS AND BEARING KIT: OUTSIDE LOCK-UP

BEARING DIAMETER		OVERALL LENGTH		PART NUMBER
mm	inches	mm	inches	
41.0	1 39/64"	118.0	4 5/8"	3-1021 NEAPCO
41.0	1 39/64"	118.0	4 5/8"	21040 BENZI

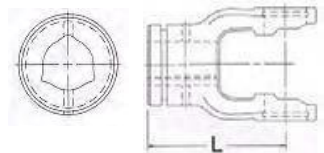
TRACTOR YOKES

BORE	(L) LENGTH		PART NUMBER
	mm	inches	
1 3/8"-6 SPL	140	5.51"	11010 BENZI
1 3/8"-21 SPL	140	5.51"	11012 BENZI
1 3/4"-6 SPL	140	5.51"	11013 BENZI
1 3/4"-20 SPL	140	5.51"	11017 BENZI
1 3/8"-6 SPL	140	5.51"	SLIDE COLLAR 110C10 BENZI
1 3/8"-21 SPL	140	5.51"	SLIDE COLLAR 110C12 BENZI
1 3/4"-6 SPL	140	5.51"	SLIDE COLLAR 110H13 BENZI
1 3/4"-20 SPL	140	5.51"	SLIDE COLLAR 110H17 BENZI



INNER PROFILE YOKE

BORE		(L) LENGTH		USE W/TUBE PART NUMBER	PART NUMBER
mm	inches	mm	inches		
54	2.13"	140.0	5.5"		51030B BENZI



INNER PROFILE TUBE

O.D.		WALL THICKNESS		USE W/YOKE PART NUMBER	PART NUMBER
mm	inches	mm	inches		
54	2.13"	6	.24"		60730B1500* BENZI
54	2.13"	6	.24"		60730B3000* BENZI

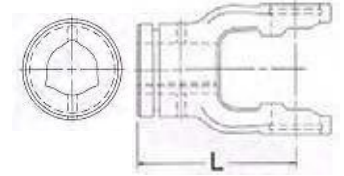


* 1500 = 59" / 3000 = 10'

METRIC 10 SERIES CONTINUED


OUTER PROFILE YOKE

BORE		(L) LENGTH		USE W/TUBE PART NUMBER	PART NUMBER
mm	inches	mm	inches		
66	2.60"	140	5.5"		51020B BENZI



OUTER PROFILE TUBE

O.D.		WALL THICKNESS		USE W/YOKE PART NUMBER	PART NUMBER
mm	inches	mm	inches		
66	2.60"	5.6	.22"		60720B1500* BENZI
66	2.60"	5.6	.22"		60720B3000* BENZI



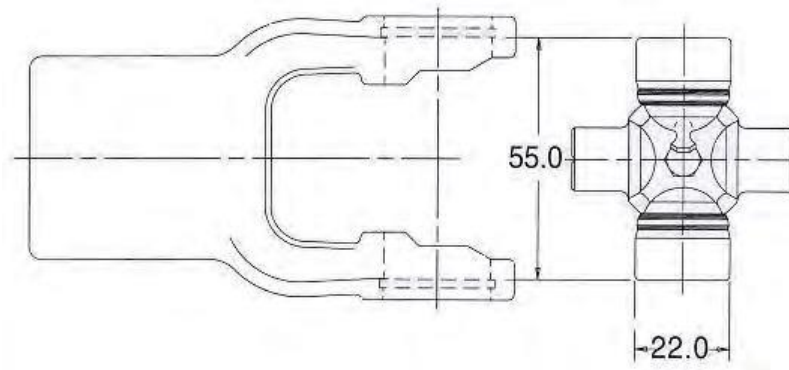
NOTES

* 1500 = 59" / 3000 = 10'

METRIC 2100 SERIES

ASAE
CATEGORY 1

REPLACES WALTERSCHEID® DESIGN SERIES 2100



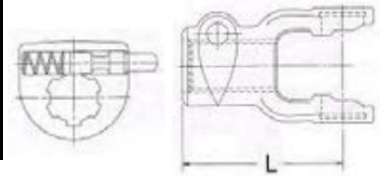
CROSS AND BEARING KIT: OUTSIDE LOCK-UP

BEARING DIAMETER		OVERALL LENGTH		PART NUMBER
mm	inches	mm	inches	
22.0	7/8"	54.8	2 5/32"	1-1001

TRACTOR YOKES: PIN TYPE QUICK DISCONNECT

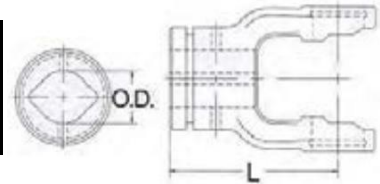
BORE	(L) LENGTH		Q.D. PIN KIT	PART NUMBER
	mm	inches		
1 3/8"-6 SPL	92.0	3 5/8"	56-0040	8-2112
1 3/8"-21 SPL	92.0	3 5/8"	56-0040	8-2121

NOTE: TRACTOR END USE ONLY



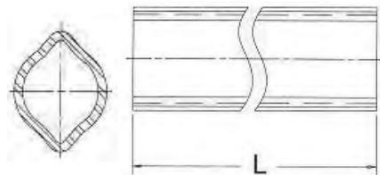
INNER PROFILE YOKE

BORE		(L) LENGTH		USE W/TUBE PART NUMBER	PART NUMBER
mm	inches	mm	inches		
23.5	59/64"	79.0	3 7/64"	70-2105	8-2130



INNER PROFILE TUBE - 59" LENGTHS(L)

O.D.		WALL THICKNESS		USE W/YOKE PART NUMBER	PART NUMBER
mm	inches	mm	inches		
23.5	59/64"	3.6	9/64"	8-2130	70-2105



OUTER PROFILE YOKE

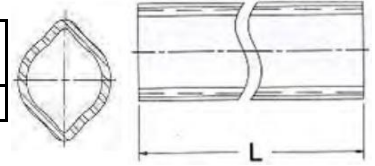
BORE		(L) LENGTH		USE W/TUBE PART NUMBER	PART NUMBER
mm	inches	mm	inches		
30.0	1 3/16"	79.0	3 7/64"	70-2104	8-2120



METRIC SERIES 2100 CONTINUED

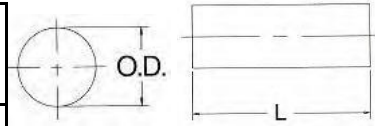
OUTER PROFILE TUBE - 59" LENGTHS(L)

O.D.		WALL THICKNESS		USE W/YOKE	PART
mm	inches	mm	inches	PART NUMBER	NUMBER
30.0	1 3/16"	2.85	7/64"	8-2120	70-2104



TUBE PIN

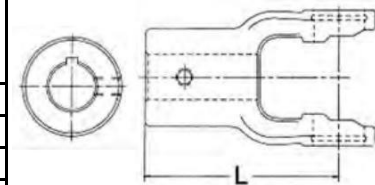
DIAMETER		(L) LENGTH		
mm	inches	mm	inches	
8.0	5/16"	50.0	1 31/32"	SPRING PIN



NOTE: FITS BOTH INNER AND OUTER PROFILE YOKES

IMPLEMENT YOKES

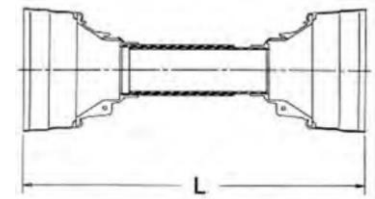
BORE		(L) LENGTH		KEYWAY	HOLE SIZE	PART NUMBER
mm	inches	mm	inches			
25.4	1"	79.0	3 7/64"	---	5/16" D.T.	8-2108
31.75	1 1/4"	79.0	3 7/64"	---	3/8" D.T.	8-2110
25.0	---	79.0	3.11"	8mm	10mm	8-0518
30.0	---	79.0	3.11"	8mm	10mm	8-0519



WORLD SHIELD™ PLASTIC

OVERALL LENGTH	BELL O.D.	PART NO.
60"	5 1/4"	69-0648

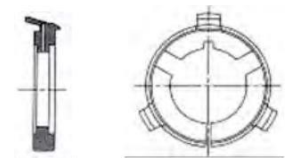
SHIELD BEARINGS ARE NOT INCLUDED



SHIELD BEARING

BEARING I.D.	BEARING WIDTH	USE W/SHIELD PART NUMBER	PART NUMBER
1 21/32"	5/32"	69-0648	56-2122

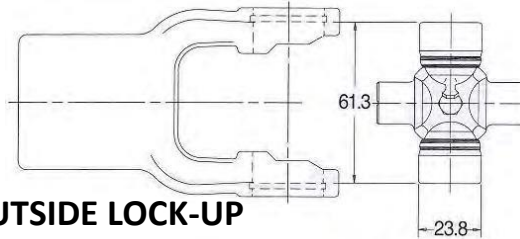
NOTE: TWO (2) BEARINGS PER BOX



METRIC 2200 SERIES

ASAE
CATEGORY 2

REPLACES WALTERSCHEID® DESIGN SERIES 2200



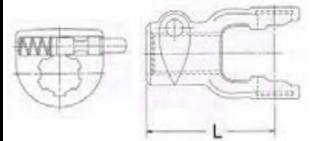
CROSS AND BEARING KIT: OUTSIDE LOCK-UP

BEARING DIAMETER		OVERALL LENGTH		PART NUMBER
mm	inches	mm	inches	
23.8	15/16"	61.3	2 13/32"	1-0221 NEAPCO
23.8	15/16"	61.3	2 13/32"	20240 BENZI

TRACTOR YOKES: PIN TYPE QUICK DISCONNECT

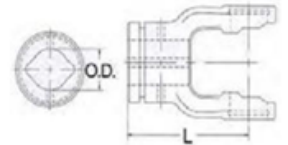
BORE	(L) LENGTH		Q.D. PIN KIT	PART NUMBER
	mm	inches		
1 3/8"-6 SPL	97.0	3 13/16"	56-0040	8-2012 NEAPCO
1 3/8"-6 SPL	97.0	3 13/16"		10210 BENZI
1 3/8"-21 SPL	97.0	3 13/16"	56-0040	8-2021 NEAPCO
1 3/8"-21 SPL	97.0	3 13/16"		10212 BENZI

NOTE: TRACTOR END USE ONLY



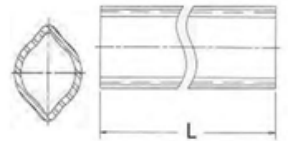
INNER PROFILE YOKE

BORE		(L) LENGTH		USE W/TUBE PART NUMBER	PART NUMBER
mm	inches	mm	inches		
34.5	1 23/64"	82.0	3 15/64"	70-2205	8-2230



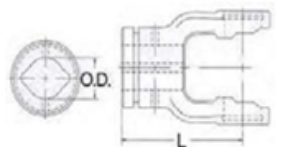
INNER PROFILE TUBE

O.D.		WALL THICKNESS		USE W/YOKE PART NUMBER	PART NUMBER
mm	inches	mm	inches		
34.5	1 23/64"	3.95	5/32"	8-2230	70-2205 NEAPCO
34.5	1 23/64"	3.95	5/32"		60230L1500* BENZI
34.5	1 23/64"	3.95	5/32"		60230L3000* BENZI



OUTER PROFILE YOKE

BORE		(L) LENGTH		USE W/TUBE PART NUMBER	PART NUMBER
mm	inches	mm	inches		
41.25	1 5/8"	82.0	3 15/64"	70-2204	8-2220

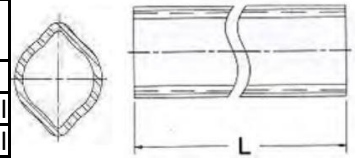


* 1500 = 59" / 3000 = 10'

METRIC 2200 SERIES CONTINUED

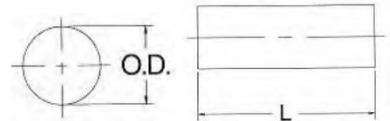
OUTER PROFILE TUBE

O.D.		WALL THICKNESS		USE W/YOKE	PART
mm	inches	mm	inches	PART NUMBER	NUMBER
41.25	1 5/8"	2.85	7/64"	8-2220	70-2204 NEAPCO
41.25	1 5/8"	2.85	7/64"		60220L1500* BENZI
41.25	1 5/8"	2.85	7/64"		60220L3000* BENZI



TUBE PIN

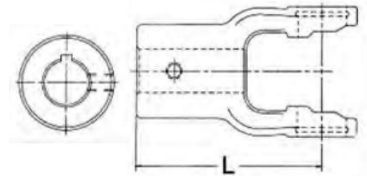
DIAMETER		(L) LENGTH		
mm	inches	mm	inches	
10.0	13/32"	65.0	2 23/64"	SPRING PIN



NOTE: FITS BOTH INNER AND OUTER PROFILE YOKES

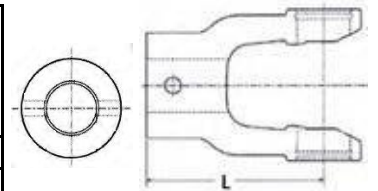
IMPLEMENT YOKES

BORE		(L) LENGTH		KEYWAY	HOLE SIZE	PART NUMBER
mm	inches	mm	inches			
25.4	1"	82.0	3 15/64"	1/4"	3/8"-16	8-2008
31.75	1 1/4"	82.0	3 15/64"	1/4"	3/8"-16	8-2010
---	1 3/8"	82.0	3 15/64"	5/16"	3/8"-16	8-0507
---	1 1/8"	82.0	3 15/64"	1/4"	3/8"-16	8-0508
25.0	---	82.0	3 15/64"	8mm	10mm	8-0509
30.0	---	82.0	3 15/64"	8mm	10mm	8-5010



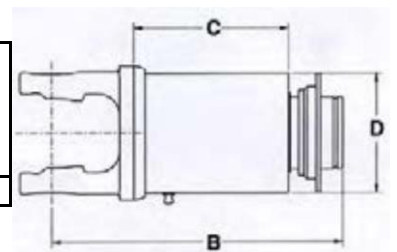
SHEAR BOLT

BORE	(L) LENGTH		DIAMETER	BOLT HOLE DISTANCE TO END		PART NUMBER
	mm	inches		mm	inches	
1 1/4"	82.0	3.23"	3/8"	15.0	.59"	8-0521
1 3/8"	82.0	3.23"	3/8"	15.0	.59"	8-0522



RADIAL PIN CLUTCH YOKE - Q.D. COLLAR TYPE

BORE	(B) LENGTH		(C) HOUSING LENGTH		(D) HOUSING DIAMETER		TORQUE RATING		PART NUMBER
	mm	in.	mm	in.	mm	in.	Nm	Ft. lb.	
1 3/8"-6 SPL	138	5.43"	57	2.24"	95	3.74"	600	442.5	8-0403

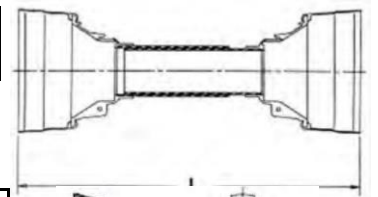


NOTE: BONDIOLI & PAVESI/WALTERSCHEID

WORLD SHIELD™ PLASTIC

OVERALL LENGTH	BELL O.D.	PART NO.
60"	6 1/8"	69-1248

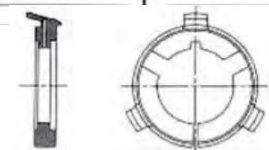
SHIELD BEARINGS ARE NOT INCLUDED



SHIELD BEARING

BEARING I.D.	BEARING WIDTH	USE W/SHIELD PART NUMBER	PART NUMBER
2"	5/32"	69-1248	56-2223

NOTE: TWO (2) BEARINGS PER BOX

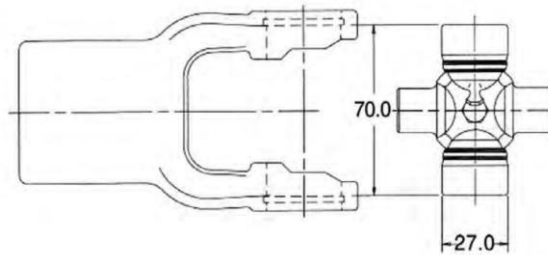


* 1500 = 59" / 3000 = 10'

METRIC I SERIES

ASAE
CATEGORY 3

REPLACES WALTERSCHEID® DESIGN SERIES I



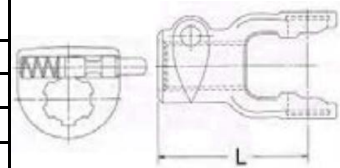
CROSS AND BEARING KIT: OUTSIDE LOCK-UP

BEARING DIAMETER		OVERALL LENGTH		PART NUMBER
mm	inches	mm	inches	
27.0	1 1/16"	70.0	2 3/4"	1-0321 NEAPCO
27.0	1 1/16"	70.0	2 3/4"	20340 BENZI

TRACTOR YOKES: PIN TYPE QUICK DISCONNECT

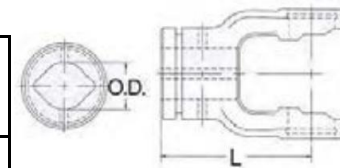
BORE	(L) LENGTH		QD PIN KIT	PART NUMBER
	mm	inches		
1 3/8"-6 SPL	102.0	4 1/64"	56-0040	8-3012 NEAPCO
1 3/8"-6 SPL	102.0	4 1/64"		10310 BENZI
1 3/8"-21 SPL	102.0	4 1/64"	56-0040	8-3021 NEAPCO
1 3/8"-21 SPL	102.0	4 1/64"		10312 BENZI

NOTE: TRACTOR END USE ONLY



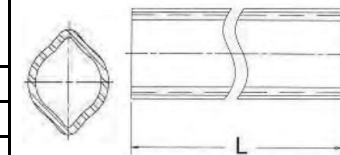
INNER PROFILE YOKE

BORE		(L) LENGTH		USE W/TUBE PART NUMBER	PART NUMBER
mm	inches	mm	inches		
34.5	1 23/64"	85.0	3 11/32"	70-2205	8-0130



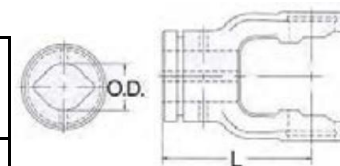
INNER PROFILE TUBE

mm	O.D.		WALL THICKNESS		USE W/YOKE PART NUMBER	PART NUMBER
	inches	mm	inches			
34.5	1 23/64"	3.95	5/32"	8-0130	70-2205 NEAPCO	
34.5	1 23/64"	3.95	5/32"		60230L1500* BENZI	
34.5	1 23/64"	3.95	5/32"		60230L3000* BENZI	



OUTER PROFILE YOKE

mm	BORE		(L) LENGTH		USE W/TUBE PART NUMBER	PART NUMBER
	inches	mm	inches			
41.25	1 5/8"	85.0	3 11/32"	70-2204	8-0120	

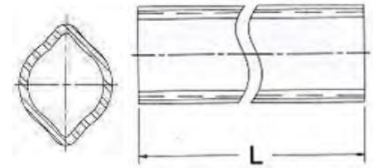


* 1500 = 59" / 3000 = 10'

METRIC I SERIES CONTINUED

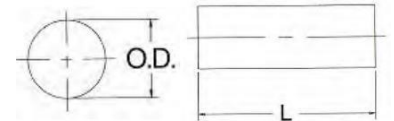
OUTER PROFILE TUBE

O.D.		WALL THICKNESS		USE W/YOKE		PART NUMBER	
mm	inches	mm	inches	PART NUMBER			
41.25	1 5/8"	2.85	7/64"	8-0120		70-2204	NEAPCO
41.25	1 5/8"	2.85	7/64"			60220L1500*	BENZI
41.25	1 5/8"	2.85	7/64"			60220L3000*	BENZI



TUBE PIN

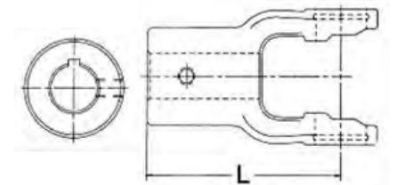
DIAMETER		(L) LENGTH		PART NUMBER
mm	inches	mm	inches	
10.0	13/32"	65.0	2 9/16"	SPRING PIN



NOTE: FITS BOTH INNER AND OUTER PROFILE YOKES

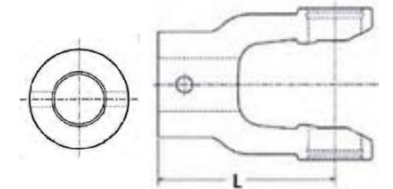
IMPLEMENT YOKES

BORE		(L) LENGTH		KEYWAY	HOLE SIZE	PART NUMBER
mm	inches	mm	inches			
25.4	1"	85.0	3 11/32"	1/4"	3/8"-16	8-3011
31.75	1 1/4"	85.0	3 11/32"	1/4"	3/8"-16	8-3010
35.0	1 3/8"	85.0	3 11/32"	---	3/8" D.T.	8-3016
---	1 3/16"	85.0	3.35"	5/16"	3/8"-16	8-0511



SHEAR BOLT

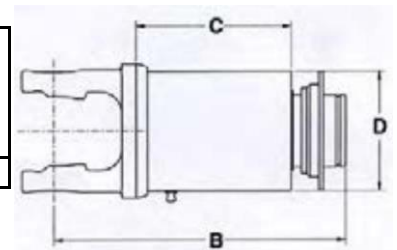
BORE	(L) LENGTH		BOLT HOLE DIAMETER		DISTANCE TO END		PART NUMBER
	mm	inches	mm	inches	mm	inches	
1 1/4"	85.0	3.35"	3/8"	20.0	.79"	8-0523	
25mm	85.0	3.35"	8mm	20.0	.79"	8-0524	
30mm	85.0	3.35"	10mm	20.0	.79"	8-0525	



RADIAL PIN CLUTCH YOKE - Q.D. COLLAR TYPE

BORE	(B) LENGTH		(C) HOUSING LENGTH		(D) HOUSING DIAMETER		TORQUE RATING		PART NUMBER
	mm	in.	mm	in.	mm	in.	Nm	Ft. lb.	
1 3/8"-6 SPL	142	5.59"	57	2.24"	95	3.74"	600	442.5	8-0400

NOTE: BONDIOLI & PAVESI/WALTERSCHEID



WORLD SHIELD™ PLASTIC

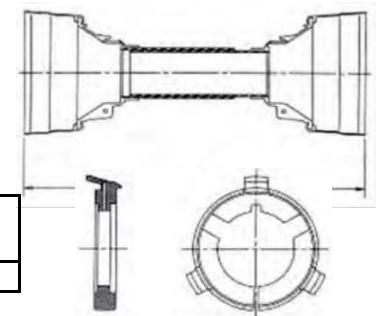
OVERALL LENGTH	BELL O.D.	PART NO.
60"	6 1/8"	69-1248

SHIELD BEARINGS ARE NOT INCLUDED

SHIELD BEARING

BEARING I.D.	BEARING WIDTH	USE W/SHIELD PART NUMBER	PART NUMBER
2"	5/32"	69-1248	56-2223

NOTE: TWO (2) BEARINGS PER BOX

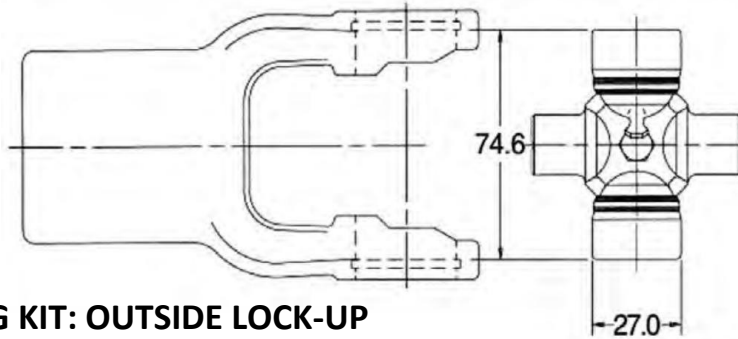


* 1500 = 59" / 3000 = 10'

METRIC 2300 SERIES

CATEGORY 3
ASAE

REPLACES WALTERSCHEID® DESIGN SERIES 2300



CROSS AND BEARING KIT: OUTSIDE LOCK-UP

BEARING DIAMETER		OVERALL LENGTH		PART NUMBER
mm	inches	mm	inches	
27.0	1 1/16"	74.6	2 15/16"	1-0421 NEAPCO
27.0	1 1/16"	74.6	2 15/16"	20440 BENZI

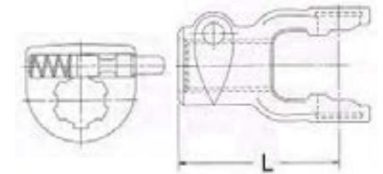
TRACTOR YOKES: PIN TYPE QUICK DISCONNECT

BORE	(L) LENGTH		QD PIN KIT	PART NUMBER
	mm	inches		
1 3/8"-6 SPL	109.0	4 9/32"	56-0040	8-4012 NEAPCO
1 3/8"-6 SPL	109.0	4 9/32"		10410 BENZI
1 3/8"-21 SPL	109.0	4 9/32"	56-0040	8-4021 NEAPCO
1 3/8"-21 SPL	109.0	4 9/32"		10412 BENZI

NOTE: TRACTOR END USE ONLY

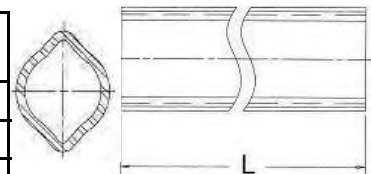
INNER PROFILE YOKE

BORE		(L) LENGTH		USE W/TUBE PART NUMBER	PART NUMBER
mm	inches	mm	inches		
34.5	1 23/64"	98.0	3 55/64"	70-2205	8-2330



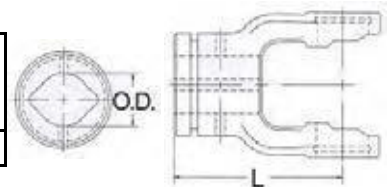
INNER PROFILE TUBE

O.D.		WALL THICKNESS		USE W/YOKE PART NUMBER	PART NUMBER
mm	inches	mm	inches		
34.5	1 23/64"	3.95	5/32"	8-2330	70-2205 NEAPCO
34.5	1 23/64"	3.95	5/32"		30230L1500* BENZI
34.5	1 23/64"	3.95	5/32"		30230L3000* BENZI



OUTER PROFILE YOKE

BORE		(L) LENGTH		USE W/TUBE PART NUMBER	PART NUMBER
mm	inches	mm	inches		
41.25	1 5/8"	98.0	3 55/64"	70-2204	8-2320

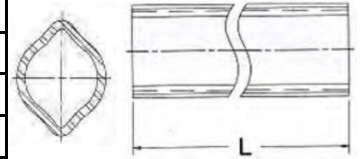


* 1500 = 59" / 3000 = 10'

METRIC 2300 SERIES CONTINUED

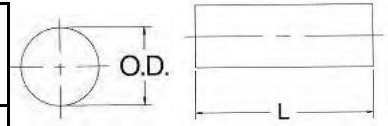
OUTER PROFILE TUBE

O.D.		WALL THICKNESS		USE W/YOKE	PART
mm	inches	mm	inches	PART NUMBER	NUMBER
41.25	1 5/8"	2.85	7/64"	8-2320	70-2204 NEAPCO
41.25	1 5/8"	2.85	7/64"		60220L1500* BENZI
41.25	1 5/8"	2.85	7/64"		60220L3000* BENZI



TUBE PIN

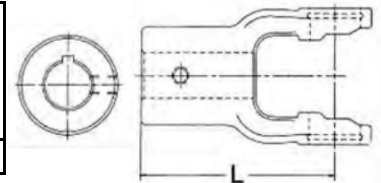
DIAMETER		(L) LENGTH		
mm	inches	mm	inches	
10.0	13/32"	65.0	2 9/16"	SPRING PIN



NOTE: FITS BOTH INNER AND OUTER PROFILE YOKES

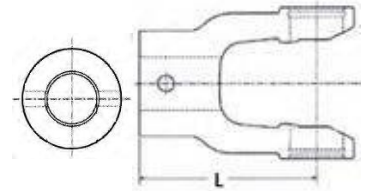
IMPLEMENT YOKES

BORE		(L) LENGTH		KEYWAY	HOLE SIZE	PART NUMBER
mm	inches	mm	inches			
31.75	1 1/4"	98.0	3 55/64"	1/4"	3/8"-16	8-4010
34.93	1 3/8"	98.0	3 55/64"	5/16	3/8"-16	8-4011



SHEAR BOLT

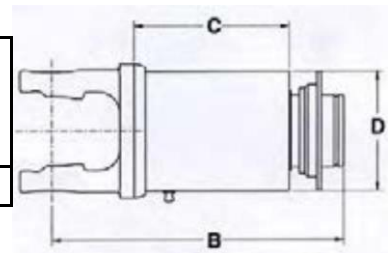
BORE	(L) LENGTH		BOLT HOLE		PART NUMBER
	mm	inches	DIAMETER	DISTANCE TO END	
	mm	inches	mm	inches	
1 1/4"	98.0	3.86"	3/8"	20.0 .79"	8-0526
30mm	98.0	3.86"	10mm	20.0 .79"	8-0527



RADIAL PIN CLUTCH YOKE - Q.D. COLLAR TYPE

BORE	(B) LENGTH		(C) HOUSING LENGTH		(D) HOUSING DIAMETER		TORQUE RATING		PART NUMBER
	mm	in.	mm	in.	mm	in.	Nm	Ft. lb.	
1 3/8"-6 SPL	142	5.59"	57	2.24"	95	3.74"	600	442.5	8-0401

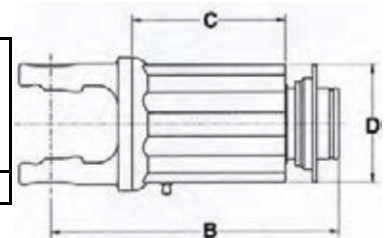
NOTE: BONDIOLI & PAVESI/WALTERSCHEID



OVER RUNNING CLUTCH YOKE - Q.D. COLLAR TYPE

BORE	(B) LENGTH		(C) HOUSING LENGTH		(D) HOUSING LENGTH		PART NUMBER
	mm	inches	mm	inches	mm	inches	
1 3/8"-6 SPL	154	6.06"	54	2.13"	91	3.58"	8-0451

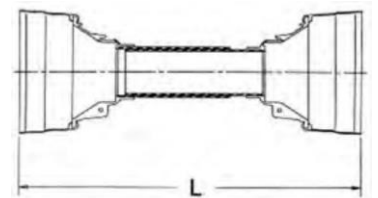
NOTE: RIGHT HAND ROTATION



WORLD SHIELD™ PLASTIC

OVERALL LENGTH	BELL O.D.	PART NO.
60"	6 1/8"	69-1248

SHIELD BEARINGS ARE NOT INCLUDED

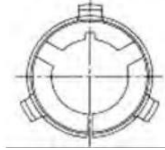


* 1500 = 59" / 3000 = 10'

METRIC 2300 SERIES CONTINUED**SHIELD BEARING**

BEARING I.D.	BEARING WIDTH	USE W/SHIELD PART NUMBER	PART NUMBER
2"	5/32"	69-1248	56-2223

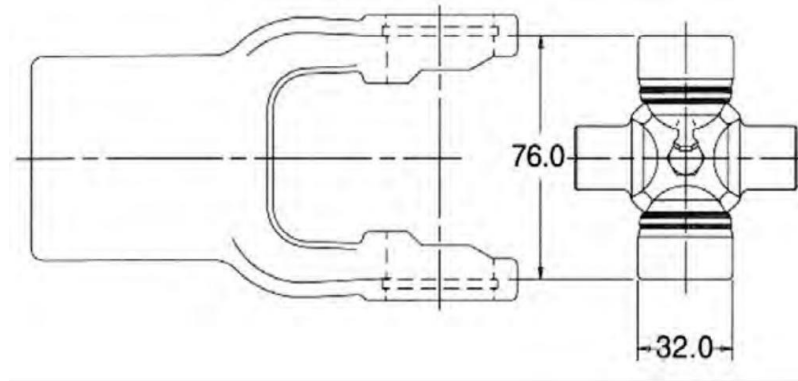
NOTE: TWO (2) BEARINGS PER BOX

**NOTES**

METRIC 2400 SERIES

ASAE
CATEGORY 1

REPLACES WALTERSCHEID® DESIGN SERIES 2400



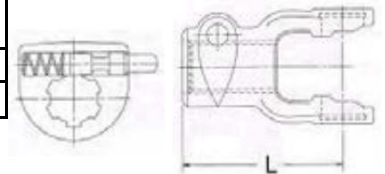
CROSS AND BEARING KIT: OUTSIDE LOCK-UP

BEARING DIAMETER		OVERALL LENGTH		PART NUMBER
mm	inches	mm	inches	
32.0	1 17/64"	76.0	3"	2-2421

TRACTOR YOKES: PIN TYPE QUICK DISCONNECT

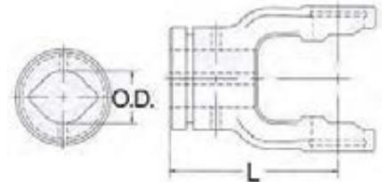
BORE	(L) LENGTH		Q.D. PIN KIT	PART NUMBER
	mm	inches		
1 3/8"-6 SPL	112.0	4 13/32"	56-0040	8-2412
1 3/8"-21 SPL	112.0	4 13/32"	56-0040	8-2421

NOTE: TRACTOR END USE ONLY



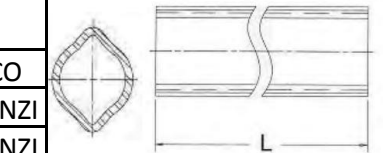
INNER PROFILE YOKE

BORE		(L) LENGTH		USE W/TUBE PART NUMBER	PART NUMBER
mm	inches	mm	inches		
39.5	1 9/16"	96.0	3 25/32"	70-2405	8-2430



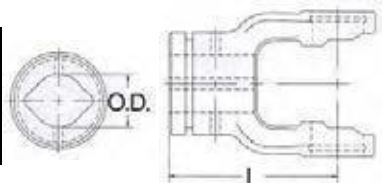
INNER PROFILE TUBE

O.D.		WALL THICKNESS		USE W/YOKE PART NUMBER	PART NUMBER
mm	inches	mm	inches		
39.5	1 9/16"	4.5	11/64"	8-2430	70-2405 NEAPCO
39.5	1 9/16"	4.5	11/64"		60430L1500* BENZI
39.5	1 9/16"	4.5	11/64"		60430L3000* BENZI



OUTER PROFILE YOKE

BORE		(L) LENGTH		USE W/TUBE PART NUMBER	PART NUMBER
mm	inches	mm	inches		
48.0	1 57/64"	96.0	3 25/32"	70-2404	8-2420

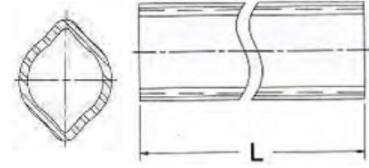


* 1500 = 59" / 3000 = 10'

METRIC 2400 SERIES CONTINUED

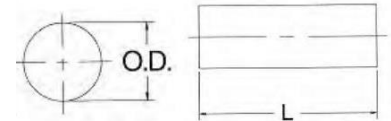
OUTER PROFILE TUBE - 59" LENGTHS (L)

O.D.		WALL THICKNESS		USE W/YOKE	PART
mm	inches	mm	inches	PART NUMBER	NUMBER
48.0	1 57/64"	3.8	5/32"	8-2420	70-2404 NEAPCO
48.0	1 57/64"	3.8	5/32"		60320L1500* BENZI
48.0	1 57/64"	3.8	5/32"		60320L3000* BENZI



TUBE PIN

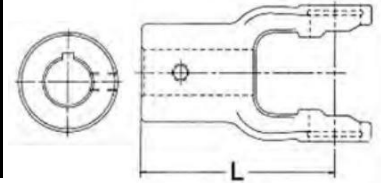
DIAMETER		(L) LENGTH		
mm	inches	mm	inches	
10.0	13/32"	75.0	61/64"	SPRING PIN



NOTE: FITS BOTH INNER AND OUTER PROFILE YOKES

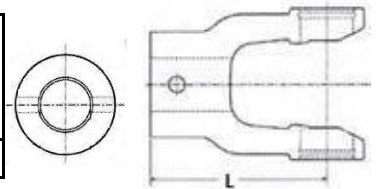
IMPLEMENT YOKES

BORE		(L) LENGTH		KEYWAY	HOLE SIZE	PART NUMBER
mm	inches	mm	inches			
31.75	1 1/4"	96.0	3 25/32"	1/4"	3/8"-16	8-2410
34.93	1 3/8"	96.0	3 25/32"	---	1/2" D.T.	8-2411
40.0	---	96.0	3 25/32"	12mm	12mm	8-0505



SHEAR BOLT

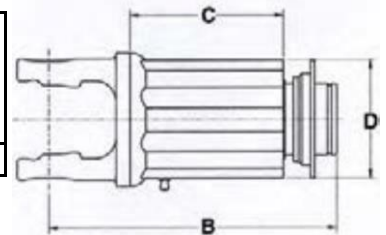
BORE	(L) LENGTH		DIAMETER	BOLT HOLE DISTANCE TO END		PART NUMBER
	mm	inches		mm	inches	
40mm	96.0	3.78"	13mm	20	.79"	8-0520



OVER RUNNING CLUTCH YOKE - Q.D. COLLAR TYPE

BORE	(B) LENGTH		(C) HOUSING LENGTH		(D) HOUSING LENGTH		PART NUMBER
	mm	inches	mm	inches	mm	inches	
1 3/8" - 6 SPL	157	6.18"	54	2.13"	91	3.58"	8-0450

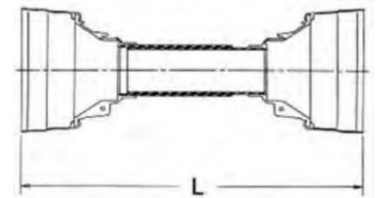
NOTE: RIGHT HAND ROTATION



WORLD SHIELD™ PLASTIC

OVERALL LENGTH	BELL O.D.	PART NO.
60"	7 1/16"	69-2248

SHIELD BEARINGS ARE NOT INCLUDED



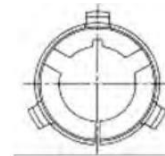
$$* 1500 = 59" / 3000 = 10'$$

METRIC 2400 SERIES CONTINUED

SHIELD BEARING

BEARING I.D.	BEARING WIDTH	USE W/SHIELD PART NUMBER	PART NUMBER
2 1/2"	3/16"	69-2248	56-2324

NOTE: TWO (2) BEARINGS PER BOX

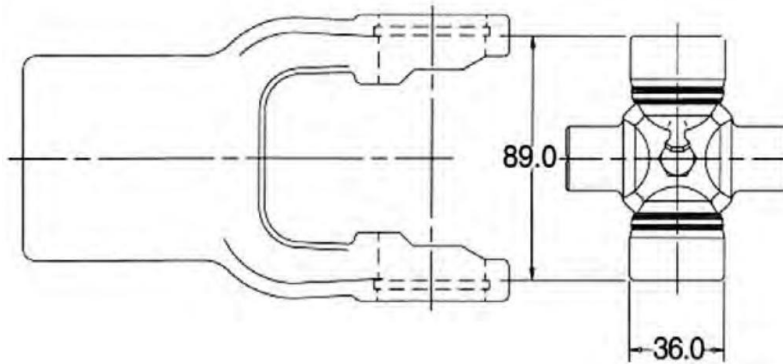


NOTES

METRIC 2500 SERIES

ASAE
CATEGORY 5

REPLACES WALTERSCHEID® DESIGN SERIES 2500

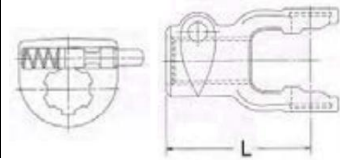


CROSS AND BEARING KIT: OUTSIDE LOCK-UP

BEARING DIAMETER		OVERALL LENGTH		PART NUMBER
mm	inches	mm	inches	
36.0	1.417"	89.0	3 1/2"	3-2521

TRACTOR YOKES: PIN TYPE QUICK DISCONNECT

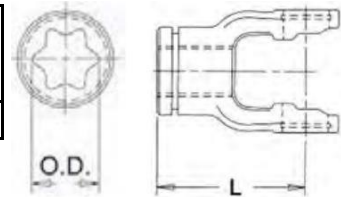
BORE	(L) LENGTH		Q.D. PIN KIT	PART NUMBER
	mm	inches		
1 3/8"-6 SPL	122.0	4 13/16"	56-0040	8-2512
1 3/8"-21 SPL	122.0	4 13/16"	56-0040	8-2521
1 3/4"-20 SPL	122.0	4 13/16"	56-0940	8-2514



NOTE: TRACTOR END USE ONLY

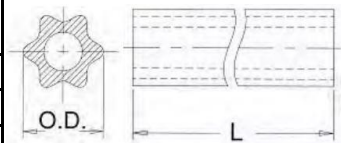
INNER PROFILE YOKE

BORE		(L) LENGTH		USE W/TUBE PART NUMBER	PART NUMBER
mm	inches	mm	inches		
51.0	2"	105.0	4 1/8"	70-2505	8-2530



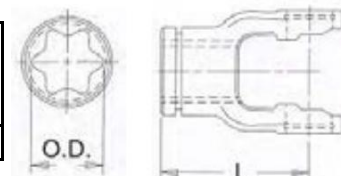
INNER PROFILE TUBE

O.D.		WALL THICKNESS		USE W/YOKE PART NUMBER	PART NUMBER
mm	inches	mm	inches		
51.0	2"	---	---	8-2530	70-2505 NEAPCO
51.0	2"	---	---		60130T1500* BENZI
51.0	2"	---	---		60130T3000* BENZI



OUTER PROFILE YOKE

BORE		(L) LENGTH		USE W/TUBE PART NUMBER	PART NUMBER
mm	inches	mm	inches		
61.0	2 13/32"	105.0	4 1/8"	70-2504	8-2520

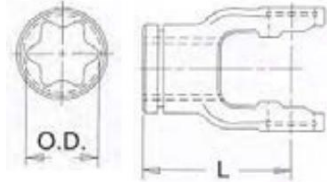


* 1500 = 59" / 3000 = 10'

METRIC 2500 SERIES CONTINUED

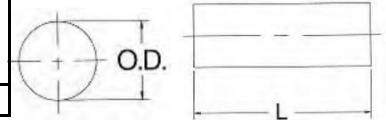
OUTER PROFILE TUBE

O.D.		WALL THICKNESS		USE W/YOKE	PART
mm	inches	mm	inches	PART NUMBER	NUMBER
61.0	2 13/32"	4.5	11/64"	8-2520	70-2504 NEAPCO
61.0	2 13/32"	4.5	11/64"		60120T1500* BENZI
61.0	2 13/32"	4.5	11/64"		60120T3000* BENZI



TUBE PIN

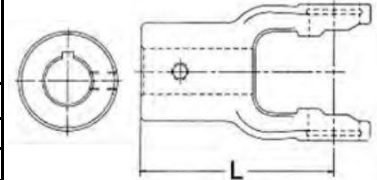
DIAMETER		(L) LENGTH		
mm	inches	mm	inches	
10.0	13/32"	90.0	3 1/2"	SPRING PIN



NOTE: FITS BOTH INNER AND OUTER PROFILE YOKES

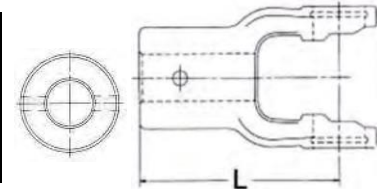
IMPLEMENT YOKES

BORE		(L) LENGTH		KEYWAY	HOLE SIZE	PART NUMBER
mm	inches	mm	inches			
34.93	1 3/8"	105.0	4 1/8"	3/8"	3/8"-16	8-2511
38.1	1 1/2"	105.0	4 1/8"	3/8"	3/8"-16	8-2515
35.0	---	105.0	4.13"	10mm	12mm	8-0506



SHEAR PIN YOKES

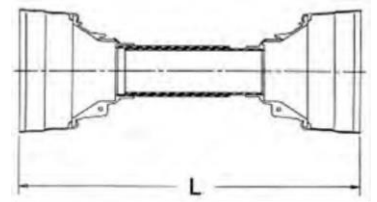
BORE		(L) LENGTH		DRILL THRU	PART NUMBER
mm	inches	mm	inches		
35.0	1 3/8"	105.0	4 1/8"	1/2" D.T.	8-2525
38.1	1 1/2"	105.0	4 1/8"	1/2" D.T.	8-2535



WORLD SHIELD™ PLASTIC

OVERALL LENGTH	BELL O.D.	PART NO.
60"	8"	69-2248

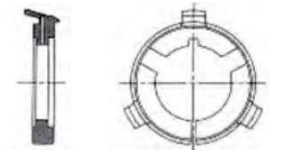
SHIELD BEARINGS ARE NOT INCLUDED



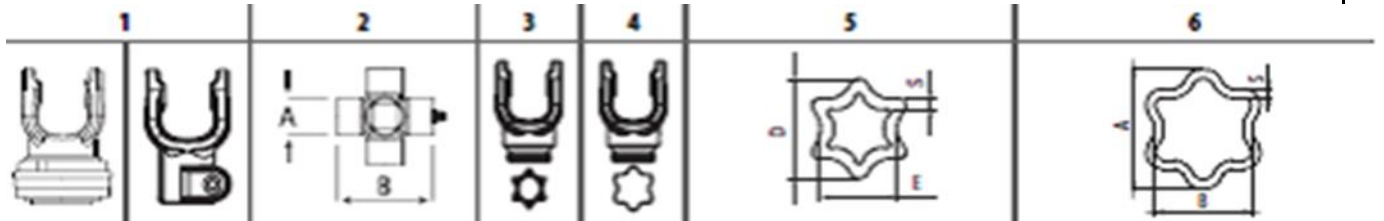

SHIELD BEARING

BEARING I.D.	BEARING WIDTH	USE W/SHIELD PART NUMBER	PART NUMBER
2 1/2"	3/16"	69-2248	56-2324

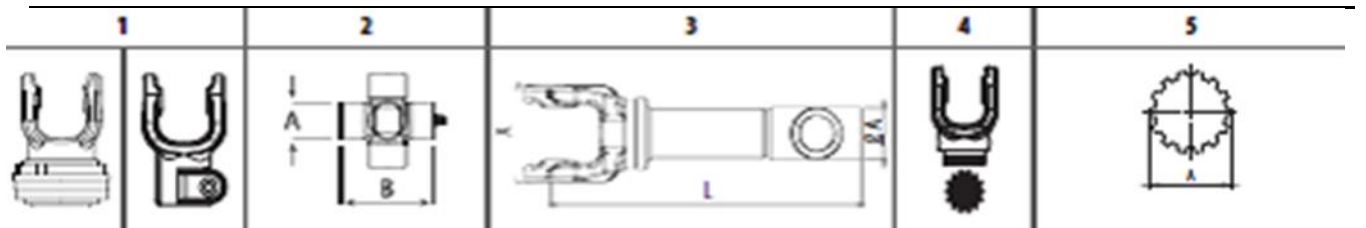

NOTE: TWO (2) BEARINGS PER BOX



METRIC V SERIES (2600)



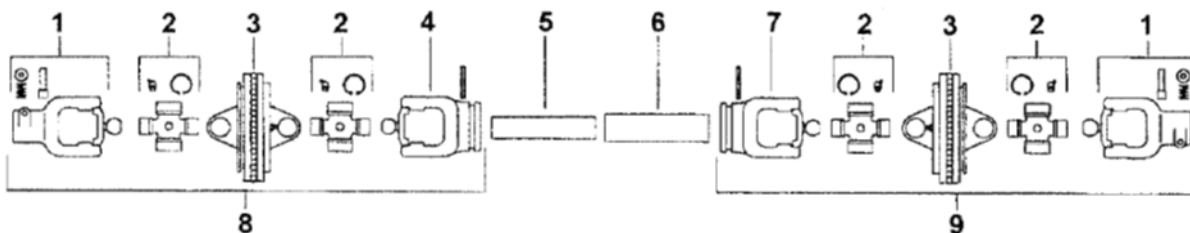
MODEL	PN	PN	PN	B	A	PN	PN	PN	D	E	S	PN	A	B	S
V06	0105H10	010510	020571	76	32	50530T	50520T	60130T	51	37	---	60120T	61	47	4,5
V07	0167H10	016710	026771	89	36	56730T	56720T	60130T	51	37	---	60120T	61	47	4,5
V08	0108H10	010810	20871	106,5	35	51830T	51820T	60130T	51	37	---	60120T	61	47	4,5
V10	0109H10	010910	020971	104	42	51030V	51020V	60120T	61	47	4,5	60220T	71,5	57,5	5
V12	0112H13	011233	021270	118	50	51230V	51220V	60120T	61	47	4,5	60220T	71,5	57,5	5



MODEL	PN	PN	PN	B	A	PN	X	A	PN	PN	A	Z
V07	0167H10	016710	026771	89	36	X	X	X	X	X	40	14
V08	0108H10	010810	020871	106,5	35	X	X	X	X	X	40	14
V10	0109H10	010910	020971	104	42	51020PV	122	74	51030PV	60630V	52	25
V12	0112H13	011233	021270	118	50	51220PV	136	74	51230PV	60630V	52	25
V14	X	011437	PT146649	135	53	X	X	X	51430V		60	28

ALL COMEPLTE CVS AND PARTS ON NEXT PAGE

CV REPLACEMENT DRIVELINES

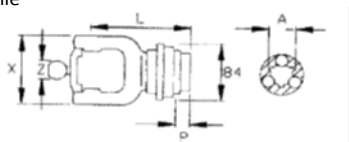


SIZE	BENZI MODEL	Dimensions				1	2	3	4	*5	6	7	8	9
		A	B	C	D	1.3/8"-6				A B S	A B S			
W2280	W23	23,8	61,3	22	80					34,5 X 40 X 4	41 X 48 X 3			
	W27					0123C10W	022340W	502W	52330W	60230L FR	60220L1500	52320W	723C30W	723C20W
W2380	W40	27	74,6	23,8	95					34,5 X 40 X 4	41 X 48 X 3			
	W42					0104C10W	020440W	504W	50430W	60230L FR	60220L1500	50420W	704C30W	704C20W
W2480	W50	32	76	27	98					39,5 X 49 X 4.5	48 X 57,5 X 4			
	W52					0105C10W	020540W	505W	50530W	60430L FR	60320L1500	50520W	705C30W	705C20W

*5 = Rilsan coated profile

SIZE	BENZI MODEL	Dimensions				1	2	3	4	*5	6	7	8	9
		A	B	C	D	1.3/8"-6				A B	A B S			
W2480	W55	32	76	27	98					51 X 37	61 X 47 X 4,5			
	W57					0105C10W	020540W	505W	55530W	60130T FR	60120T1500	55520W	755C30W	755C20W
W2580	W65	36	89	32	110					51 X 37	61 X 47 X 4,5			
	W67					0165C10W	026740W	506W	56530W	60230L FR	60120T1500	56520W	765C30W	765C20W

*5 = Rilsan coated profile



SIZE	BENZI MODEL	A	Z	X	P	L
W2280	W23 - W27	1.3/8"-6	21	71	18	97
		1.3/8"-21				
W2380	W40 - W42	1.3/8"-6	24	85	18	109
		1.3/8"-21				
W4580	W50 - W52	1.3/8"-6	27	85	27	128
		1.3/8"-21				
		1.3/4"-6				
		1.3/4"-20				
W2580	W65 - W67	1.3/8"-6	30	106	23	124
		1.3/8"-21				
		1.3/4"-6				
		1.3/4"-20				

CV END YOKES - COLLAR

PART NO
0123C10W
0123C12W
0104C10W
0104C12W
0105C10W
0105C12W
0105H13W
0105H17W
0165C10W
0165H12W
0165H13W
0165H17W

COMPLETE DRIVELINES

FINISHING MOWER DRIVELINES

MODEL	PART NUMBER	OVERALL LENGTH		TRACTOR YOKE	IMPLEMENT YOKE
B04	B04096AAC10C10	45"	1150 MM	1.3/8 Z6 COLLAR	1.3/8 Z6 COLLAR
B06	B06071AAC10C10	37"	950 MM	1.3/8 Z6 COLLAR	1.3/8 Z6 COLLAR

ROTARY CUTTER DRIVELINES

MODEL	PART NUMBER	OVERALL LENGTH		TRACTOR YOKE	IMPLEMENT YOKE
B02	B02111AAC10060	53"	1350 MM	1.3/8 Z6 COLLAR	PB 1.3/8 WITH PIN HOLE
B04	B04111AAC10060	51"	1300 MM	1.3/8 Z6 COLLAR	PB 1.1/4 WITH PIN HOLE
B04	B04061AAC10060	31"	800 MM	1.3/8 Z6 COLLAR	PB 1.3/8 WITH PIN HOLE
B04	B04076AAC10060	37"	950 MM	1.3/8 Z6 COLLAR	PB 1.3/8 WITH PIN HOLE

ALL PURPOSE STANDARD DRIVELINES

MODEL	PART NUMBER	OVERALL LENGTH		TRACTOR YOKE	IMPLEMENT YOKE
B02	B02091AAC10010	43"	1100 MM	1.3/8 Z6 COLLAR	1.3/8 Z6 PUSH PIN
B04	B04091AAC10010	43"	1100 MM	1.3/8 Z6 COLLAR	1.3/8 Z6 PUSH PIN
B06	B06121AAC10010	55"	1400 MM	1.3/8 Z6 COLLAR	1.3/8 Z6 PUSH PIN
B08	B08116AAH13013	57"	1450 MM	1.3/4 Z6 COLLAR	1.3/4 Z6 PUSH PIN

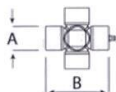
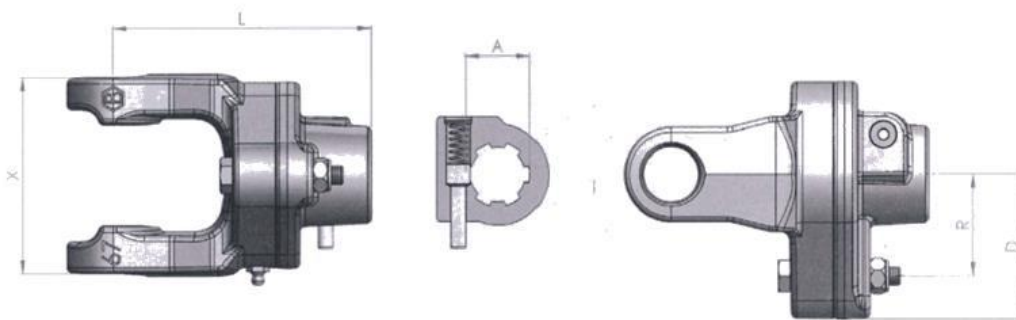
POSTHOLE DIGGER DRIVELINES

MODEL	PART NUMBER	OVERALL LENGTH		TRACTOR YOKE	IMPLEMENT YOKE
B02	B02111AAC10069	53"	1350 MM	1.3/8 Z6 COLLAR	PB 1.1/4 WITH PINHOLE
B04	B04111AAC10069	51"	1300 MM	1.3/8 Z6 COLLAR	PB 1.3/8 WITH PINHOLE

BONDIOLI DRIVELINES

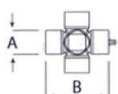
MODEL	PART NUMBER	OVERALL LENGTH		TRACTOR YOKE	IMPLEMENT YOKE
8	81R8121UCWR8001	48"	1220 MM	1.3/8 21SLP	OPEN
8	8G7R121U2WR7001	48"	1220 MM	1.3/8 6SLP	OPEN
6	CS6G121U2WR7N21	48"	1220 MM	1.3/8 6SLP	1.3/8 CLUTCH

SHEAR BOLT CLUTCH



Bondioli

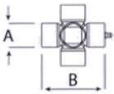
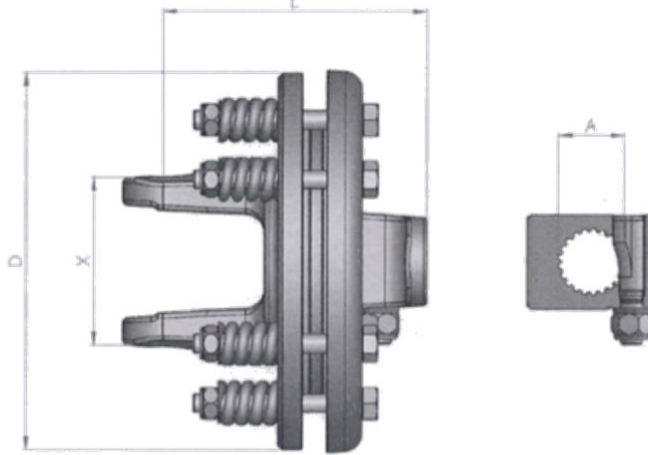
Size	A	B	Profile	D	X	L	A	R	Cl. 8.8 Din 931	Torque	Part Number
B04	27	74,6		68	86	117	1.3/8" -6	55	M8	1.7000	BTB04385508A
							1.3/8" -21	55	M8	1.7000	BTB04215508A
B05	30,2	80		68	88	117	1.3/8" -6	46	M10	2.1000	BTB05384610A
							1.3/8" -21	46	M10	2.1000	BTB05214610A
							1.3/4" -6	46	M10	2.1000	BTB05344610A
B06	30,2	92		80	112	133	1.3/8" -6	55	M10	2.5000	BTB06385510A
							1.3/8" -21	55	M10	2.5000	BTB06215510A
							1.3/4" -6	55	M10	2.5000	BTB06345510A
B08	35	106,5		80	124	145	1.3/8" -6	57	M12	3.5000	BTB08385712A
							1.3/8" -21	57	M12	3.5000	BTB08215712A
							1.3/4" -6	57	M12	3.5000	BTB08345712A
B09	41	108		80	124	145	1.3/8" -6	65	M12	4.0000	BTB09386512A



Walterscheid

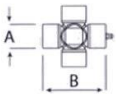
Size	A	B	Profile	D	X	L	A	R	Cl. 8.8 Din 931	Torque	Part Number
L04 L46	27	74,6		68	86	117	1.3/8" -6	48	M8	1.6000	BTL04384808A
								52		1.7300	BTL04385208A
							1.3/8" -21	56		1.8600	BTL04385608A BTL04215608A
L67 T67	36	89		80	105	141	1.3/8" -6	48	M10	2.5000	BTL67384810A
								56		2.9200	BTL67385610A
							64	M8		2.1300	BTL67386408A
			1.3/8" -21				M10	2.5000	BTL67214810A		
								56	2.9200	BTL67345610A	
								64	3.3300	BTL67346410A	
T09	42	104		80	124	145	1.3/8" -6	M12	4.2000	BTT09385612A	
							1.3/8" -21		56	4.2000	BTT09215612A
							1.3/4" -20		64	4.8000	BTT09206412A

FRICITION CLUTCH



Bondioli

Size	A	B	Profile	Clutch	A	L	D	X	Torque	Part Number
B04	27	74,6		F1	1.3/8" -6	143	180	90	900	F1B0438090B
B05	30,2	80		F1	1.3/8" -6	143	180	90	900	F1B0538090B
				F2	1.3/8" -6	143	200	90	1.200	F2B0538120B
B06	30,2	92		F1	1.3/8" -6	150	180	103	900	F1B0638090B
				F2	1.3/8" -6	150	200	103	1.200	F2B0638120B
					1.3/4" -6					F2B0634120B
				1.3/4" -20					F2B0620120B	
B07	35	94		F2	1.3/8" -6	150	200	103	1.200	F2B0738120C
					1.3/4" -6					F2B0734120C
B08	35	106,5		F2	1.3/8" -6	154	200	121	1.200	F2B0838120C
					1.3/4" -6	159				F2B0434120C
					1.3/4" -20	149				F2B0820120C



Walterscheid

Size	A	B	Profile	Clutch	A	L	D	X	Torque	Part Number
L04	27	74,6		F1	1.3/8" -6	143	180	90	900	F1B0438090B
L05 T05	32	76		F1	1.3/8" -6	139	200	88	1.200	F1L0538090B
				F2	1.3/8" -6	139				F2L0538120B
					1.3/8" -21	139				F2L0521120B
					1.3/4" -6	144				F2L0534120B
			1.3/4" -20	144	F2L0520120B					
L67 T67	36	89		F2	1.3/8" -6	144	200	103	1.200	F2L6738120C
					1.3/8" -21	144				F2L6721120C
					1.3/4" -6	149				F2L6734120C
					1.3/4" -20	149				F2L6720120C

INTERCHANGE

NEAPCO		NEAPCO		NEAPCO	
PART NO.	PART NO.	PART NO.	PART NO.	PART NO.	PART NO.
G & G		G & G CONTINUED		G & G CONTINUED	
128-1200	56-2004	184-0615	16-6114	196-3520	22-1145
134-1214	70-1001	184-0513	10-4173	196-3522	22-1337
134-1618	70-1250	184-0514	10-5213	196-3524	22-1162
136-1200	72-0750	184-0516	10-4573	302-0600	1-1475
136-1400	72-0875	184-0518	10-4143	302-0675	1-0170
136-1900	73-1188	184-0520	10-4193	302-1200	1-1275
136-2000	73-1250	184-0521	10-4183	302-1400	1-2075
136-2100	73-1313	184-0610	16-6210	302-1875	1-1875
138-1214	73-0750	184-0612	16-6111	302-3500	2-2275
138-1618	73-1001	184-0614	16-6213	302-4400	3-0044
140-1400	70-2000	184-0616	16-6215	302-5500	3-0045
140-3500	70-2125	184-0618	16-6216	804-1216	12-1159
142-1400	72-0888	184-0620	16-6218		
140-3500	70-2125	184-1216	12-1115	JOHN DEERE	
142-1400	72-0888	184-1218	12-1117	AE-11027	1-1875
142-1600	72-1002	184-1220	12-1176	AE-11033W	1-2075
142-1800	72-1125	184-1222	12-1120	AE-14978E	1-1475
144-1200	71-0750	184-1416	20-9115	AE-20831	22-2317
144-1300	71-0813	184-1418	20-9117	AE-21122	2-2275
144-1400	71-0875	184-1420	20-9218	AE-22753	1-2075
144-1600	71-1000	184-1422	20-9120	AE-23516	2-2275
144-2000	71-1250	184-1423	20-9154	AE-23716	1-1275
177-0600	16-6129	184-1424	20-9307	AE-26238	16-6409
177-1200	12-1340	184-3516	22-1131	AE-30034	3-0045
177-1400	20-9126	184-3518	22-1132	AE-679E	1-1475
177-3500	22-1344	184-3519	22-1129	AE-793E	1-1475
177-4400	44-2100	184-3520	22-1133	AH-18327	1-1475
180-0600	16-6131	184-3520	22-1218	AH-79074	1-1475
180-1200	12-1318	184-3522	22-1219	AH-83541	1-1475
181-1400	20-9131	184-3523	22-1119	AJ-5729H	1-0170
181-1200	12-1334	184-3524	22-1120	AJ-7330H	1-1475
181-3500	22-1325	184-3528	22-1316	AJ-7331H	1-1475
181-4400	44-2200	184-4422	44-2256	AJ-8815N	1-0170
182-0606	16-6409	184-4424	44-2460	AL-1564N	1-1475
182-0621	16-0621	184-4426	44-2610	AM-2568E	2-2275
182-1206	12-1190	184-4428	44-2820	AM-2871E	1-1275
182-1221	12-1193	184-51220	12-1119	AM-37004	1-1475
182-1222	12-1172	18451420	20-9119	AM-37184	1-0170
182-1406	20-9309	185-3520	22-1128	AM-793E	1-1475
182-1421	20-9321	19100612	16-6176	AP-24580	1-2075
182-3506	22-2312	19100614	16-6178	AP-24580H	1-2075
182-3521	22-2317	192-0618	16-6134	AR-21101R	1-1475
182-4406	44-2220	192-0622	16-6187	AU-13093U	2-2275
182-4421	44-2201	192-1218	12-1181	AW-13174	1-1475
18230606	16-0606	192-1422	20-9132	ND-1915D	1-1475
18231206	12-2330	192-3522	22-1134	XAG-63796H	1-1475
18231221	12-2321	194-0600	53-0635	SPICER	
18231406	20-9330	194-1400	53-2034	1-28-277	12-1308
18233506	22-2330	194-3500	53-2434	1-28-277	12-1334
183-0616	16-6302	194-3500	53-2435	1-4-1011X	12-1193
183-0620	16-6127	196-1216	12-1319	1-4-1091	12-1181
183-1216	12-1163	196-1218	12-1302	1-4-162	12-1340
183-3526	22-1126	196-1220	12-1330		

INTERCHANGE CONTINUED

PART NO.	NEAPCO PART NO.	PART NO.	NEAPCO PART NO.	PART NO.	NEAPCO PART NO.
SPICER CONTINUED		SPICER CONTINUED		SPICER CONTINUED	
1-4-182	12-1301	10-4-73	10-0473	3-4-10391X	22-2312
1-4-222	12-1163	10-4-83	10-0483	3-4-10411X	22-2316
1-4-242	12-1197	10-4-93	10-0493	3-4-1143	22-1162
1-4-262	12-1318	10-8	50-1502	3-4-1173	225119
1-4-2923	12-1312	10-97	50-1503	3-4-12	22-1344
1-4-2983	12-1134	102701SF	N10270-SF	3-4-1323	26-5118
1-4-3003	12-1115	102702SF	N10270-SF	3-4-1353	22-1155
1-4-3043	12-1326	1075XS	11-1075	3-4-182	26-5148
1-4-3063	12-1117	12-91-72	71-0750	3-4-32	22-1190
1-4-3083	12-1118	14-91-72	71-0875	3-4-4-131X	44-2220
1-4-3093	12-1176	16-91-72	71-1000	3-4-4-91	44-2206
1-4-3113	12-1119	1630627200	70-2000	3-4-5071	22-1142
1-4-3133	12-1120	175-3	11-1753	3-4-5101	22-1134
1-4-3153	12-1175	2-28-1127	20-9131	3-4-5131X	22-1105
1-4-861	12-1171	2-28222706	65-2828	3-4-52	22-1125
1-4-881X	12-1190	2-4-102	20-9126	3-4-5501	22-1330
1-4-981	12-1172	2-4-1263	20-9115	3-4-6171	26-5138
1-60-34-3519X	64-2751	2-4-1363	20-9117	3-4-6481X	26-5321
10-191	50-1501	2-4-1413	20-9302	3-4-6511X	22-2317
10-2-29	10-1022	2-4-1423	20-9119	3-4-6771X	26-5319
10-3-122X	10-3122	2-4-1463	20-9307	3-4-72	22-1128
10-3-12X	10-0312	2-4-1623	20-9154	3-4-723	22-1131
10-3-162X	10-3162	2-4-172	20-9127	3-4-743	22-1132
10-3-163X	10-3163	2-4-1873	20-9120	3-4-783	22-1133
10-3-183X	10-3183	2-4-192	20-9310	3-4-793	22-1218
10-3-22X	10-0322	2-4-3041X	20-9309	3-4-813	22-1219
10-3-23X	10-0323	2-4-3101	20-9132	3-4-833	22-1120
10-3-32X	10-0332	2-4-3681	20-9180	3-55-182	53-2644
10-3-33X	10-0333	2-4-4271	20-9311	3.4-4-12	44-2100
10-3-81	10-0381	2-4-6451X	20-9330	3.4-4-173	44-2256
10-3-83X	10-0383	2-55-62	53-2034	3.4-4-183	44-2460
010-4-103	10-4103	2-82-83-3714X	65-2840	3.4-4-193	44-2820
10-4-113	10-4113	20-91-72	71-1250	3.4-4-23	44-2610
10-4-12	10-0412	208565-4	58-1227	3.4-4-41X	44-2201
10-4-123	10-4123	208565-4	58-1239	5-103X	1-0170
10-4-13	10-0413	228217-3316X	64-2539	5-110X	1-0172
10-4-133	10-4133	2282173316	65-2639	5-129X	1-2075
10-4-1363	10-4363	228226-3502X	64-2740	5-170X	1-0170
10-4-143	10-4143	228397X	56-2004	5-188X	3-0188
10-4-173	10-4173	228397X	56-2300	5-2011X	1-1875
10-4-183	10-4183	229291X	56-1857	5-242X	1-1275
10-4-193	10-4193	230565-72	73-1001	5-243-1X	2-2276
10-4-22	10-0422	230566-72	72-1000	5-243X	2-2275
10-4-23	10-0423	230575-72	72-0875	5-430X	1-0616
10-4-282	10-4282	230579-72	73-0750	5-431X	3-0044
10-4-43	10-0443	230590-72	72-0750	5-432X	3-0045
10-4-443	10-4443	230591	72-1125	5-88X	2-0521
10-4-453	10-4453	278269-72	73-1188	5-92X	1-1475
10-4-473	10-4473	278635-72	73-1313	500007-22	50-1504
10-4-481	10-4481	278814-72	70-1001	500007-24	50-1505
10-4-52	10-0452	3-16-203	56-2646	500541-7	50-2501
10-4-53	10-0453	3-26-467	22-1325	500570-6	50-2502
10-4-573	10-4573	3-26-587	26-5155	5914X	11-5914
10-4-611SX	10-4611	3-28-667	22-1319		
10-4-63	10-0463	3-4-1003	22-1178		

INTERCHANGE CONTINUED

NEAPCO		NEAPCO		NEAPCO	
PART NO.	PART NO.	PART NO.	PART NO.	PART NO.	PART NO.
WALERSCHIED AGMASTER		WALERSCHIED AGMASTER CONTINUED		WALERSCHIED AGMASTER CONTINUED	
026740	3-2521				
1-28-277	12-1334	10-4-73	10-0473	3-4-5501	22-1330
1-4-1011X	12-1193	10-4-93	10-0493	3-4-6171	26-5138
1-4-1091	12-1181	11.03.00	1-0321	3-4-6481X	26-5321
1-4-162	12-1340	16-30-62	70-2000	3-4-6511X	22-2317
1-4-182	12-1301	16-91-72	71-1000	3-4-6771X	26-5319
1-4-222	12-1163	2-28-1127	20-9131	3-4-72	22-1128
1-4-242	12-1197	2-4-102	20-9126	3-4-723	22-1131
1-4-262	12-1318	2-4-1263	20-9115	3-4-743	22-1132
1-4-2923	12-1312	2-4-1363	20-9117	3-4-783	22-1133
1-4-3003	12-1115	2-4-1413	20-9302	3-4-793	22-1218
1-4-3043	12-1326	2-4-1423	20-9119	3-4-813	22-1219
1-4-3063	12-1117	2-4-1463	20-9307	3-4-833	22-1120
1-4-3083	12-1148	2-4-1623	20-9154	3-55-182	53-2644
1-4-3083	12-1118	2-4-172	20-9127	35.00.00	2-2421
1-4-3093	12-1176	2-4-1873	20-9120	36.00.00	3-2521
1-4-3113	12-1119	2-4-192	20-9310	36.10.00	8-2512
1-4-3133	12-1120	2-4-2663	20-9160	36.10.02	8-2521
1-4-3153	12-1175	2-4-3041X	20-9309	36.13.100	8-2530
1-4-861	12-1171	2-4-3101	20-9132	36.14.100	8-2520
1-4-881X	12-1190	20-91-72	71-1250	36.18.02	8-2514
1-4-981	12-1172	20.00.00	1-0221	36.22.101	8-2525
10.01.00	1-1001	21.00.00	1-0421	36.24.100	8-2515
10-3-122X	10-3122	22-30-32	70-2750	36.24.102	8-2535
10-3-163X	10-3163	229381X0	12-2330	36.24.106	8-2511
10-3-183X	10-3183	229382X0	20-9330	5-430X	1-0616
10-3-22X	10-0322	229383X0	22-2330	HM129	1-2075
10-3-23X	10-0323	229387X0	12-2321	HM188	3-0188
10-3-32X	10-0332	229389X0	22-3521	HM242	1-1275
10-3-33X	10-0333	230566-72	72-1000	HM243	2-2275
10-3-81X	10-0381	230591	72-1125	HM431	3-0044
10-3-83X	10-0383	278635-72	73-1313		
10-4-103	10-0423	278814-72	70-1001	WEASLER	
10-4-12	10-0412	3-16-203	56-2646	100-0606	16-0606
10-4-123	10-4123	3-26-467	22-1325	100-1206	12-2330
10-4-13	10-0413	3-26-587	26-5155	100-1221	12-2321
10-4-133	10-4133	3-4-1003	22-1178	100-1406	20-9330
10-4-1363	10-4363	3-4-10391X	22-2312	100-1421	20-9321
10-4-143	10-4143	3-4-1143	22-1162	10000648	65-1651
10-4-173	10-4173	3-4-1173	26-5119	10001248	65-2851
10-4-183	10-4183	3-4-12	22-1344	10001448	65-2840
10-4-193	10-4193	3-4-1323	26-5118	10003548	65-2639
10-4-22	10-0422	3-4-1773	22-1337	10004448	65-4423
10-4-23	10-0423	3-4-182	26-5148	101-3506	22-2330
10-4-282	10-4282	3-4-32	22-1190	101-3521	22-3521
10-4-43	10-0443	3-4-4-12	44-2100	101-4406	44-4406
10-4-453	10-4453	3-4-131X	44-2220	102-0606	16-6409
10-4-473	10-4473	3-4-183	44-2460	102-0621	16-0621
10-4-481	10-4481	3-4-4-41X	44-2201	102-1006	10-4139
10-4-52	10-0452	3-4-5071	22-1142	102-1206	12-1190
10-4-53	10-0453	3-4-5101	22-1134	102-1221	12-1193
10-4-573	10-4573	3-4-5131X	22-1105	102-1406	20-9309
10-4-63	10-0463	3-4-52	22-1125	102-1421	20-9325

INTERCHANGE CONTINUED

PART NO.	NEAPCO PART NO.	PART NO.	NEAPCO PART NO.	PART NO.	NEAPCO PART NO.
WEASLER CONTINUED		WEASLER CONTINUED		WEASLER CONTINUED	
102-3506	22-2312	200-6794	3-0721	600-6133	70-0104
102-3521	22-2317	200-6806	3-0821	600-6236	70-0305
102-4406	44-2220	200-7155	1-1001	600-6343	70-0304
102-4420	44-6300	200-7676	2-2421	600-6552	70-0504
102-4421	44-2201	200-7989	3-2521	600-6654	70-0704
102-5506	55-9306	200-8261	1-0221	600-6863	70-0804
102-5521	55-9321	200-8370	1-0321	600-7130	70-2104
102-6106	8-1012	200-8474	1-0421	600-7241	70-2204
102-6121	8-1021	200-8692	3-0621	600-7548	70-2404
102-6506	8-5012	300-0600	16-6129	602-3500	70-2125
102-6521	8-5021	300-1200	12-1340	602-4400	70-2500
102-6706	8-7012	300-1400	20-9126	700-0600	16-6131
102-6720	8-7014	300-3500	22-1344	700-1200	12-1318
102-6721	8-7021	300-4400	44-2100	700-1400	20-9313
102-6806	8-8012	300-5500	55-2130	700-6133	8-1020
102-6820	8-8014	300-6126	8-1030	700-6236	8-2020
102-6821	8-8021	300-6229	8-2030	700-6343	8-3020
102-7106	8-2112	300-6336	8-3030	700-6443	8-4020
102-7121	8-2121	300-6436	8-4030	700-6552	8-5020
102-7621	8-2421	300-6545	8-5030	700-6654	8-6020
102-7906	8-2512	300-6645	8-6030	700-6754	8-7020
102-7920	8-2514	300-6745	8-7030	700-6863	8-8020
102-7921	8-2521	300-6854	8-8030	700-7130	8-2120
102-8206	8-2012	300-7123	8-2130	700-7241	8-2220
102-8221	8-2021	300-7234	8-2230	700-7341	8-0120
102-8306	8-3012	300-7334	8-0130	700-7441	8-2320
102-8321	8-3021	300-7434	8-2330	700-7648	8-2420
102-8406	8-4012	300-7639	8-2430	700-7961	8-2520
102-8421	8-4021	300-7957	8-2530	701-0600	16-6132
102-8606	8-6012	400-7284	70-2205	701-1200	12-1334
102-8621	8-6021	400-0012	72-0750	701-1400	20-9131
104-1206	12-2506	400-0016	72-1000	701-3500	22-1325
104-3506	22-9506	400-0019	73-1188	701-4400	44-2200
105-0615	16-0615	400-0020	73-1250	701-5500	55-3640
106-0615	16-1615	400-0021	73-1313	702-3500	22-1307
11000648	65-1651	400-1214	73-0750	703-3500	22-1343
11001248	64-2739	400-1618	73-1001	800-0510	10-4373
11001448	64-2740	400-6126	70-0105	800-0512	10-0413
11001460	64-2752	400-6229	70-0205	800-0610	16-6210
11003548	64-2551	400-6436	70-0405	800-0612	16-6111
11004448	64-4447	400-6545	70-0505	800-0613	16-6112
13002006	56-1857	400-6745	70-0705	800-0614	16-6213
200-0600	1-1475	400-7123	70-2105	800-0615	16-6114
200-0675	1-0170	400-7539	70-2405	800-0616	16-6215
200-1000	1-0170	500-1400	53-2034	800-0619	16-6217
200-1200	1-1275	500-3500	53-2435	800-0620	16-6218
200-1400	1-2075	500-4400	53-2643	800-1212	12-1312
200-1875	1-1875	501-3500	53-3500	800-1213	12-1112
200-2600	3-0188	508-1080	50-1080	800-1214	12-1113
200-3500	2-2275	508-1090	50-1090	800-1216	12-1115
200-4400	3-0044	508-1280	50-1280	800-1218	12-1326
200-5500	3-0045	510-0600	53-0635	800-1219	12-1118
300-6154	1-0121	600-1618	70-1001	800-1220	12-1176
200-6580	2-0521	600-2022	70-1250	800-1222	12-1120

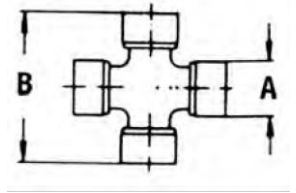
INTERCHANGE CONTINUED

PART NO.	NEAPCO PART NO.	PART NO.	NEAPCO PART NO.	PART NO.	NEAPCO PART NO.
WEASLER CONTINUED		WEASLER CONTINUED		WEASLER CONTINUED	
800-1416	20-9115	801-1406	20-9132	804-3518	22-1124
800-1418	20-9117	801-1418	20-9180	804-3519	22-1190
800-1419	20-9118	801-1420	20-9311	804-3520	22-1128
800-1420	20-9119	801-1421	20-9193	804-3526	22-1126
800-1422	20-9120	801-3506	22-1134	804-4418	44-1826
800-1423	20-9154	801-3506	22-1138	805-1014	10-3162
800-1424	20-9307	801-3518	22-1132	805-1018	10-0332
800-2622	26-5118	801-3521	22-1330	805-1218	12-1328
800-2624	26-5119	801-4406	44-2206	805-1420	20-9191
800-2628	26-5131	801-4421	44-2221	806-0514	10-5213
800-3516	22-1131	802-0616	16-6516	806-0516	10-5215
800-3518	22-1132	802-0618	16-6518	806-0518	10-5216
800-3519	22-1129	802-0620	16-6165	806-0520	10-5218
800-3520	22-1133	802-1216	12-1319	806-0614	16-6213
800-3522	22-1118	802-1218	12-1302	806-0616	16-6215
800-3523	22-1178	802-1220	12-1330	806-0618	16-6216
800-3524	22-1120	802-1222	12-1320	806-0620	16-6218
800-3526	22-1338	802-1418	20-9318	806-1216	12-1215
800-3528	22-1316	802-1420	20-9317	806-1218	12-1216
800-4422	44-2256	802-1422	20-9160	806-1220	12-1218
800-4423	44-2360	802-1424	20-9320	806-1418	20-9216
800-4424	44-2460	802-3520	22-1145	806-1420	20-9218
800-4426	44-2610	802-3522	22-1337	806-3520	22-1218
800-4428	44-2820	802-3524	22-1162	806-3522	22-1219
800-4432	44-3200	802-6535	8-5016	806-4420	44-2045
800-5524	55-2410	802-7108	8-2108	806-4424	44-2456
800-5526	55-2600	802-7110	8-2110	807-0616	16-6616
800-5528	55-2800	802-7611	8-2411	807-5520	55-2836
800-5532	55-3240	802-7922	8-2525	808-0612	16-6176
800-6108	8-1008	802-7924	8-2535	808-0614	16-6178
800-6110	8-1010	802-8335	8-3016	900-0648	69-0648
800-6510	8-5010	802-8435	8-4016	900-1248	69-1248
800-6511	8-5011	802-8611	8-6016	900-2648	69-2648
800-6722	8-7011	803-1400	48-9202	900-3548	69-2248
800-6822	8-8011	803-3500	48-1181	920-1200	56-2004
800-6824	8-8015	804-0512	10-0422		
800-6828	8-8016	804-0514	10-0412		
800-7610	8-2410	804-0516	10-0452		
800-7922	8-2511	804-0612	16-6171		
800-7924	8-2515	804-0614	16-6302		
800-8208	8-2008	804-0616	16-6302		
800-8210	8-2010	804-0618	16-6138		
800-8310	8-3010	804-0620	16-6127		
800-8410	8-4010	804-1012	10-0422		
800-8411	8-4011	804-1014	10-0412		
800-8610	8-6010	804-1016	10-0452		
800-8611	8-6011	804-1214	12-1170		
801-0506	10-0431	804-1216	12-1163		
801-0518	10-0411	804-1218	12-1148		
801-0606	16-6187	804-1220	12-1321		
801-0618	16-6134	804-1414	20-9310		
801-1206	12-1172	804-1418	20-9183		
801-1218	12-1181	804-1420	20-9127		
801-1221	12-1315	804-3516	22-1125		

BONDIOLI

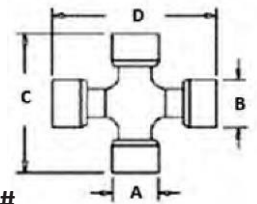
METRIC CROSS KIT DIMENSIONS

A CUP DIAMETER		B OVERALL DIMENSIONS		BONDIOLI		NEAPCO
MM	DECIMAL	MM	DECIMAL	SIZE	PART #	PART #
22	0.866	54	2.126	1	41201	1-0121
23.8	0.937	61.3	2.409	2	41202	1-0221
27	1.063	70	2.756	3	41203	1-0321
27	1.063	74.6	2.937	4	41204	1-0421
30.2	1.189	79.4	3.126	5	41205	2-0521
30.2	1.189	91.4	3.622	6	41206	3-0621
35	1.378	93.5	3.703	7	41207	3-0721
35	1.378	106	4.193	8	41208	3-0821
41	1.614	108	4.252	9	41209	3-0921
41	1-614	118	5.137	10	41210	3-1021



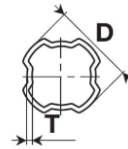
METRIC CV CROSS KIT DIMENSIONS

A CUP DIAMETER		B CUP DIAMETER		C OVERALL DIMENSIONS				D OVERALL DIMENSIONS		BONDIOLI CV
MM	DEC.	MM	DEC.	MM	DEC.	MM	DEC.	SIZE	PART #	
23.8	0.937	23.8	0.937	61.3	2.409	61.3	2.109	2	41202	
23.8	0.937	23.8	0.937	86	3.385	86	3.385	4	41204	
30.2	1.189	30.2	1.189	91.4	3.756	99.4	3.756	6	41206	
35	1.378	35	1.378	106.5	4.193	106.5	4.193	8	41208	



WE STOCK ALL TUBES & CROSSES, AND SEVERAL YOKES. ALL YOKES AVAILABLE UPON REQUEST.

BONDIOLI



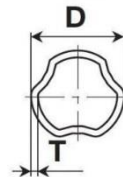
SFT NON CV

SFT 80° EL CV - RILSAN*

SFT 50° EL CV

4 LOBE SERIES

	<u>OUTER DRIVE</u> <u>TUBE</u>	<u>INNER DRIVE</u> <u>TUBE</u>	<u>OUTER DRIVE</u> <u>TUBE</u>	<u>INNER DRIVE</u> <u>TUBE</u>	<u>OUTER DRIVE</u> <u>TUBE</u>	<u>INNER DRIVE</u> <u>TUBE</u>
S1	12232 D 35.2 - T 2.0	12216 D 30.8 - T 3.0	---	---	---	---
S2	12205 D 45.60 - T 2.75	12219 D 39.6 - T 3.0	12222 D 45.6 - T 2.5	2454L D 40.1 - T 3.25	---	---
S4	12242 D 50.2 - T 2.75	12241 D 44.2 - T 3.5	12243 D 50.2 - T 2.5	2453G D 44.7 - T 3.75	12242 D 50.2 - T 2.5	12241 D 44.7 - T 3.75
S5	12242 D 50.2 - T 2.75	12252 D 44.2 - T 4.2	---	---	---	---
S6	12245 D 53.9 - T 3.25	12244 D 46.9 - T 4.5	12246 D 53.9 - T 3.0	2453N D 47.4 - T 4.75	12245 D 53.9 - T 3.0	12244 D 47.4 - T 4.75
H7	12209 D 58.2 - T 3.25	12251 D 51.2 - T 5.0	12225 D 58.2 - T 3.0	2454D D 51.7 - T 5.25	12266 D 58.2 - T 3.0	12265 D 51.7 - T 5.25
S8	12209 D 58.2 - T 3.25	12251 D 51.2 - T 5.0	12225 D 58.2 - T 3.0	2454D D 51.7 - T 5.25	12209 D 58.2 - T 3.0	12251 D 51.7 - T 5.25
H8	12211 D 66.0 - T 3.5	12238 D 58.5 - T 4.5	12227 D 66.0 - T 3.25	2453V D 59.0 - T 4.75	12211 D 66.0 - T 3.25	12238 D 59.0 - T 4.75
S9	12211 D 66.0 - T 3.5	12238 D 58.5 - T 4.5	12227 D 66.0 - T 3.25	2453V D 59.0 - T 4.75	---	---
SH	12213 D 70.2 - T 4.0	12255 D 61.7 - T 5.75	12228 D 70.2 - T 3.75	2454E D 62.2 - T 6.0	12213 D 70.2 - T 3.75	12255 D 62.2 - T 6.0



SFT NON CV

SFT 80° EL CV - RILSAN*

SFT 50° EL CV

FREE ROTATION SERIES

	<u>OUTER DRIVE</u> <u>TUBE</u>	<u>INNER DRIVE</u> <u>TUBE</u>	<u>OUTER DRIVE</u> <u>TUBE</u>	<u>INNER DRIVE</u> <u>TUBE</u>	<u>OUTER DRIVE</u> <u>TUBE</u>	<u>INNER DRIVE</u> <u>TUBE</u>
S2	---	12504 D 29.0 - T 4.0	12312 D 40.4 - T 2.85	24504 D 29.6 - T 4.25	---	---
S4	12304 D 48.0 - T 3.35	12507 D 36.0 - T 4.0	12314 D 48.0 - T 3.1	24510 D 36.6 - T 4.25	12314 D 48.0 - T 3.1	12507 D 36.6 - T 4.25
S6	---	12509 D 45.0 - T 4.2	12316 D 58.5 - T 3.35	24516 D 45.6 - T 4.45	12316 D 58.5 - T 3.35	12509 D 45.6 - T 4.45

*RILSAN IS A PLASTIC COATING FOR LUBRICATION

BONDIOLI

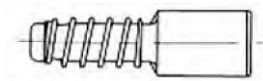


<u>STANDARD SERIES</u>	<u>OUTER DRIVE TUBE</u>	<u>INNER DRIVE TUBE</u>	<u>OUTER DRIVE TUBE - RILSAN*</u>	<u>INNER DRIVE TUBE - RILSAN*</u>
1	12503 A 2.6 - B 32.5 NEAPCO 70-0104	12502 A 4 - B 26.5 NEAPCO 70-0105	---	---
2	12505 A 3.2 - B 36 NEAPCO 70-0305	12504 A 4 - B 29 NEAPCO 70-0205	12518 A 2.9 - B 36 ---	24504 A 4.3 - B 29.6 ---
3	12508 A 3.4 - B 43.5 NEAPCO 70-0304	12505 A 3.2 - B 36 NEAPCO 70-0305	---	---
4	12508 A 3.4 - B 43.5 NEAPCO 70-0304	12507 A 4 - B 36 NEAPCO 70-0405	12516 A 3.1 - B 43.5 ---	24510 A 4.8 - B 36.6 ---
5	12510 A 3 - B 51.5 NEAPCO 70-0504	12597 A 3.8 - B 45 NEAPCO 70-0505	---	---
6	12512 A 4 - B 54 NEAPCO 70-0704	12509 A 4.2 - B 45 NEAPCO 70-0505	12517 A 3.7 - B 54 ---	24516 A 4.3 - B 45.6 ---
7	12512 A 4 - B 54 NEAPCO 70-0704	12511 A 5.5 - B 45 NEAPCO 70-0705	---	---
8	12522 A 4 - B 63 NEAPCO 70-0804	12512 A 4 - B 54 NEAPCO 70-0704	12521 A 3.7 - B 63 ---	24569 A 4.3 - B 54.6 ---
9	12522 A 4 - B 63	12513 A 5 - B 54	---	---
10	12515 A 5.6 - B 66	12514 A 6 - B 54	---	---

*RILSAN IS A PLASTIC COATING FOR LUBRICATION

BONDIOLI

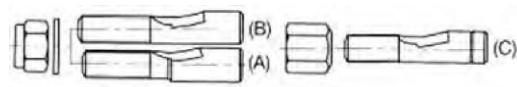
QUICK DISCONNECT (QD) PINS



	<u>S1</u>	<u>S2</u>	<u>S4</u>	<u>S5-S6</u>	<u>S7</u>	<u>S8-H8</u>	<u>S9</u>
1 3/8" Z6	403000021	403000021	403000001	403000001	403000001	403000032	403000032
1 3/8" Z21	403000021	403000021	403000001	403000001	403000001	403000032	403000032
1 3/4" Z6	---	---	---	---	---	---	---
1 3/4" Z20	---	---	---	---	---	---	---

TAPERED PIN KITS

USE PIN THAT FITS COMPLETELY INTO HUB. DISCARD OTHER PINS AND NUT. USE TAPERED NUT ONLY WITH PIN (C) AND YOKE WITH COUNTER-SUNK HOLE.



	<u>S1</u>	<u>S2</u>	<u>S4</u>	<u>S5-S6</u>	<u>S7</u>	<u>S8-H8</u>	<u>S9</u>	<u>SH</u>	<u>S0</u>
1 3/8" Z6	---	---	408000075	408000075	408000075	408000075	408000075	---	---
1 3/8" Z21	---	---	408000075	408000075	408000075	408000075	408000075	---	---
1 3/4" Z6	---	---	---	408000076	408000076	408000076	408000076	408000076	408000076
1 3/4" Z20	---	---	---	408000076	408000076	408000076	408000076	408000076	408000076



BALL COLLAR REPAIR KITS

	<u>S1</u>	<u>S2</u>	<u>S4</u>	<u>S5-S6</u>	<u>S7</u>	<u>S8-H8</u>	<u>S9</u>	<u>SH</u>	<u>S0</u>
1 3/8" Z6	435000320	435000320	435000321	435000321	435000321	435000322	435000322	435000318	435000318
1 3/8" Z21	435000300	435000300	435000321	435000321	435000321	435000322	435000322	435000318	435000318
1 3/4" Z6	---	---	---	435000418	435000418	435000419	435000419	435000416	435000416
1 3/4" Z20	---	---	---	435000418	435000418	435000419	435000419	435000416	435000416

FIBER FRICTION DISCS

<u>PART #</u>	<u>DESCRIPTION</u>	<u>DIMENSIONS</u>
247006251R08	FRICTION DISC	OD - 141mm; ID - 77mm
247000054R08	FRICTION DISC	OD - 140mm; ID - 85mm
247000061R08	FRICTION DISC	OD - 160mm; ID - 97mm



PTO REPLACEMENT SHIELDS

<u>SIZE</u>	<u>PART #</u>	<u>DESCRIPTION</u>
4	P2B04121AA	STANDARD WITH BEARINGS
6	P3B06121AA	STANDARD WITH BEARINGS



ALSO SEE NEAPCO NEW WORLD SHIELDS ON PAGES 11-82



PTO SQUARE TUBING
6' OR 12' SECTIONS
TELESCOPE TUBING

<u>MODEL</u>	<u>STOCK</u>	<u>OVER</u>	<u>WALL</u>	<u>WT./FT.</u>	<u>LIST</u>
133-1200	T15A09	3/4"	1/8"	1.25	\$30.18
133-1400/72-0888	T11B24	7/8"	1/8"	1.57	22.48
133-1500	T11C95	15/16"	1/8"	1.60	23.90
133-1600/72-1002	T12D23	1"	1/8"	1.70	24.46
133-1601	T19E83	1"	3/16"	2.60	39.66
133-1800/72-1125	T13F24	1 1/8"	3/16"	2.65	26.48
133-1900	T20G19	1 3/16"	5/32"	2.70	40.38
133-2000	T22H17	1 1/4"	.165"	3.28	44.34
133-2100	T26I51	1 5/16"	7/32"	3.80	53.02
133-2200	T25J05	1 3/8"	3/16"	3.64	50.10
133-2400	T26K87	1 1/2"	3/16"	3.80	53.74

PTO RECTANGULAR TUBING
6' OR 12' SECTIONS
TELESCOPE TUBING

<u>MODEL</u>	<u>STOCK</u>	<u>OVER</u>	<u>WALL</u>	<u>WT./FT.</u>	<u>LIST</u>
135-1214/70-1001	T12L07	3/4" X 7/8"	1/8"	1.60	\$22.14
135-1618/70-1250	T16M44	1 X 1 1/8"	1/8"	1.70	32.88

PTO SQUARE SHAFTING
6' OR 12' SECTIONS

<u>MODEL</u>	<u>STOCK</u>	<u>O.D.</u>	<u>WT./FT.</u>	<u>LIST</u>
137-1200/72-0750	T5N86	3/4"	1.91	\$11.72
137-1400/72-0875	T7O77	7/8"	2.60	15.54
137-1500	T8P96	15/16"	2.99	17.92
137-1600/72-1000	T10Q19	1"	3.40	20.39
137-1800	T12R87	1 1/8"	3.89	25.74
137-1900/73-1181	T14S35	1 3/16"	4.80	28.70
137-2000/73-1250	T15T78	1 1/4"	5.31	31.56
137-2100/73-1313	T17U44	1 5/16"	5.86	34.88
137-2200	T19V13	1 3/8"	6.43	38.26
137-2400	T22W68	1 1/2"	7.65	45.36

PTO RECTANGULAR SHAFTING
6' OR 12' SECTIONS

<u>MODEL</u>	<u>STOCK</u>	<u>O.D.</u>	<u>WT./FT.</u>	<u>LIST</u>
139-1214/73-0750	T9X85	3/4" X 7/8"	2.23	\$19.71
139-1618/73-1001	T16Y49	1" X 1 1/8"	3.83	32.98

PTO TORQUE TUBING
6' OR 12' SECTIONS

<u>MODEL</u>	<u>STOCK</u>	<u>DIMENSIONS</u>	<u>WT./FT.</u>	<u>LIST</u>
140-1400/70-2000	T10Z09	2" OD - 1 13/16" ID	1.70	\$20.18
140-3500/70-2125	T12A90	2 1/8" OD - 1 7/8" ID	2.67	25.80
140-4400/70-2500	T17B18	2 1/2" OD - 2 15/64" ID	3.39	34.38

PTO TUBING IS MEASURED BY ID DIMENSIONS

NEAPCO PRICE LIST

PART NO.	STOCK	LIST	PART NO.	STOCK	LIST
1-0121	N13A91	27.83	8-0302	N75S68	151.37
1-0153	N08B13	16.27	8-0303	N54T75	109.51
1-0153G	N13C15	26.30	8-0400	N81U25	162.50
1-0170	N09D77	19.55	8-0401	N103V87	207.75
1-0171	N14E59	29.20	8-0402	N101W41	202.83
1-0221	N14F83	29.68	8-0403	N73X51	147.03
1-0321	N18G94	37.89	8-0450	N121Y49	242.99
1-0421	N18H24	36.49	8-0451	N119Z66	239.33
1-0616	N13I54	27.09	8-0452	N132A71	265.43
1-1001	N14J31	28.63	8-0500	N25B74	51.49
1-1077	N15K83	31.67	8-0501	N36C96	73.93
1-1275	N10L67	21.35	8-0503	N79D61	159.24
1-1475	N09M21	18.42	8-0504	N82E62	165.26
1-1875	N13N77	27.55	8-0505	N56F20	112.41
1-2075	N13O45	26.90	8-0506	N86G71	173.44
2-0053	N12P02	24.05	8-0507	N25H50	51.01
2-0053G	N16Q79	33.58	8-0508	N25I50	51.01
2-0054G	N21R00	42.00	8-0509	N25J50	51.01
2-0521	N25S03	50.07	8-0510	N26K27	52.54
2-2275	N15T62	31.24	8-0511	N28L54	57.08
2-2276	N21U74	43.48	8-0512	N34M80	69.61
2-2421	N32V88	65.77	8-0513	N31N41	62.82
2-2475	N33W08	66.17	8-0514	N40O81	81.62
2-2480	N67X54	135.10	8-0515	N44P90	89.80
3-0044	N24Y79	49.59	8-0516	N41Q02	82.05
3-0045	N38Z32	76.65	8-0517	N22R35	44.70
3-0188	N20A34	40.70	8-0518	N22S89	45.78
3-0621	N23B85	47.71	8-0519	N22T89	45.78
3-0721	N44C38	88.78	8-0520	N50U73	101.47
3-0821	N33D96	67.93	8-0521	N26V22	52.45
3-0921	N60E59	121.18	8-0522	N27W00	54.02
3-1021	N71F71	143.42	8-0523	N29X49	58.99
3-2521	N32G97	65.94	8-0524	N29Y49	58.99
3-2580	N96H74	193.49	8-0525	N29Z49	58.99
8-0120	N27I12	54.24	8-0526	N30A74	61.49
8-0130	N25J60	51.21	8-0527	N32B14	64.30
8-0200	N664K10	1328.21	8-0528	N49C92	99.85
8-0201	N664L10	1328.21	8-0600	N71D34	142.68
8-0202	N825M11	1650.24	8-0650	N71E34	142.68
8-0203	N878N36	1756.74	8-1008	N26F58	53.16
8-0204	N906O59	1813.20	8-1010	N26G17	52.34
8-0205	N925P61	1851.23	8-1012	N21H96	43.93
8-0300	N73Q78	147.57	8-1020	N22I40	44.82
8-0301	N96R54	193.09	8-1021	N25J60	51.21

NEAPCO PRICE LIST CONTINUED

PART NO.	STOCK	LIST	PART NO.	STOCK	LIST
8-1030	N22K33	44.67	8-4021	N41B00	82.02
8-2008	N32L50	65.01	8-4030	N33C15	66.31
8-2010	N28M20	56.40	8-5010	N48D83	97.67
8-2012	N29N01	58.02	8-5011	N48E83	97.67
8-2020	N26O99	53.99	8-5012	N41F25	82.50
8-2021	N31P99	63.99	8-5016	N51G46	102.92
8-2030	N25Q90	51.80	8-5020	N47H39	94.80
8-2108	N32R24	64.50	8-5021	N53I29	106.59
8-2110	N25S17	50.35	8-5030	N47J54	95.08
8-2112	N22T06	44.13	8-6010	N53K53	107.07
8-2120	N26U09	52.20	8-6011	N48L43	96.87
8-2121	N31V28	62.57	8-6012	N49M75	99.51
8-2130	N22W72	45.44	8-6016	N46N64	93.29
8-2220	N24X62	49.25	8-6020	N53O16	106.33
8-2230	N25Y75	51.52	8-6021	N51P61	103.23
8-2320	N32Z27	64.55	8-6030	N47Q44	94.88
8-2330	N30A04	60.09	8-7011	N47R57	95.14
8-2410	N49B87	99.74	8-7012	N56S03	112.07
8-2411	N48C25	96.50	8-7014	N63T28	126.58
8-2412	N51D67	103.35	8-7020	N52U19	104.40
8-2420	N43E75	87.50	8-7021	N57V97	115.96
8-2421	N54F89	109.79	8-7030	N52W19	104.40
8-2430	N49G65	99.31	8-8011	N66X18	132.37
8-2511	N88H21	176.42	8-8012	N69Y06	138.14
8-2512	N52I62	105.25	8-8014	N75Z85	151.71
8-2514	N74J79	149.58	8-8015	N67A42	134.84
8-2515	N92K15	184.32	8-8016	N70B55	141.12
8-2520	N69L39	138.79	8-8020	N69C09	138.19
8-2521	N70M10	140.21	8-8021	N72D97	145.95
8-2530	N65N16	130.33	8-8030	N60E69	121.38
8-2535	N92O15	184.32	10-0312	N23F67	47.34
8-3010	N29P84	59.70	10-0313	N38G21	76.42
8-3011	N30Q50	61.00	10-0318	N26H73	53.48
8-3012	N29R76	59.53	10-0322	N14I88	29.76
8-3016	N73S79	147.59	10-0323	N38J69	77.39
8-3020	N29T79	59.58	10-0332	N16K59	33.20
8-3021	N34U93	69.86	10-0333	N20L85	41.72
8-3030	N29V67	59.36	10-0381	N25M82	51.66
8-4010	N32W71	65.43	10-0383	N18N10	36.21
8-4011	N33X45	66.91	10-0412	N09O96	19.94
8-4012	N32Y39	64.78	10-0413	N11P01	22.04
8-4016	N48Z96	97.92	10-0422	N14Q61	29.22
8-4020	N33A15	66.31	10-0423	N11R99	24.00

NEAPCO PRICE LIST CONTINUED

PART NO.	STOCK	LIST	PART NO.	STOCK	LIST
10-0431	N55S94	111.90	10-4493	N20J33	40.67
10-0432	N11T78	23.57	10-4573	N13K44	26.89
10-0452	N12U75	25.50	10-4693	N29L83	59.67
10-0463	N08V66	17.32	10-4943	N12M69	25.39
10-0473	N13W47	26.95	10-5129	N16N65	33.31
10-0493	N09X14	18.29	10-5131	N16O35	32.72
10-1532	N27Y84	55.68	10-5132	N26P61	53.22
10-1557	N18Z80	37.60	10-5156	N17Q22	34.45
10-1559	N40A73	81.48	10-5158	N20R90	41.80
10-1574	N45B44	90.88	10-5174	N17S67	35.36
10-1580	N39C14	78.30	10-5213	N17T39	34.79
10-1703	N27D05	54.10	10-5215	N14U75	29.51
10-1705	N21E61	43.22	10-5216	N18V01	36.04
10-1758	N44F38	88.78	10-5218	N14W24	28.49
10-1765	N57G06	114.14	10-5303	N17X60	35.22
10-1769	N25H23	50.47	10-5322	N20Y53	41.07
10-2817	N19I56	39.14	10-5354	N42Z54	85.09
10-3122	N21J82	43.65	10-5366	N24A32	48.65
10-3162	N17K93	35.87	10-5411	N77B95	155.92
10-3163	N23L67	47.34	10-5430	N83C33	166.68
10-3173	N52M68	105.36	11-1075	N32D78	65.58
10-3183	N36N97	73.95	12-1113	N31E50	63.02
10-3203	N41O63	83.27	12-1117	N27F86	55.72
10-4103	N12P42	24.85	12-1119	N19G88	39.76
10-4113	N12Q85	25.70	12-1120	N22H70	45.41
10-4123	N12R08	24.17	12-1133	N29I35	58.70
10-4133	N14S71	29.42	12-1148	N46J05	92.10
10-4137	N42T91	85.82	12-1168	N20K54	41.09
10-4139	N27U76	55.52	12-1171	N46L68	93.38
10-4143	N15V88	31.78	12-1172	N26M31	52.63
10-4153	N24W53	49.08	12-1173	N28N82	57.65
10-4163	N31X62	63.25	12-1174	N26O83	53.68
10-4173	N42Y31	84.63	12-1175	N24P94	49.90
10-4183	N11Z82	23.66	12-1190	N23Q88	47.77
10-4193	N11A27	22.55	12-1193	N49R10	98.21
10-4282	N13B91	27.83	12-1197	N39S93	79.86
10-4293	N19C85	39.70	12-1215	N28T40	56.80
10-4333	N17D15	34.31	12-1216	N33U55	67.11
10-4373	N14E29	28.60	12-1218	N19V12	38.25
10-4443	N16F13	32.26	12-1300	N33W38	66.77
10-4453	N22G81	45.64	12-1301	N71X78	143.56
10-4473	N29H90	59.81	12-1312	N41Y02	82.05
10-4481	N15I15	30.30	12-1314	N40Z51	81.03

NEAPCO PRICE LIST CONTINUED

PART NO.	STOCK	LIST	PART NO.	STOCK	LIST
12-1316	N36A08	72.16	20-9218	N29S63	59.27
12-1318	N21B08	42.17	20-9306	N48T69	97.38
12-1319	N77C67	155.35	20-9307	N26U58	53.16
12-1320	N69D11	138.22	20-9309	N27V56	55.12
12-1321	N28E58	57.17	20-9310	N46W00	92.02
12-1328	N45F38	90.77	20-9313	N37X82	75.66
12-1330	N45G38	90.77	20-9317	N67Y50	135.01
12-1334	N27H95	55.90	20-9318	N47Z47	94.94
12-1340	N20I49	40.98	20-9319	N39A12	78.24
12-1350	N63J58	127.18	20-9320	N51B24	102.50
12-1400	N30K18	60.38	20-9321	N115C67	231.35
12-1410	N29L18	58.36	20-9324	N58D51	117.04
12-2300	N50M39	100.79	20-9325	N38E24	76.48
12-2322	N42N45	84.92	20-9330	N52F80	105.60
12-2330	N44O68	89.37	22-1105	N43G11	86.22
18-7115	N37P85	75.71	22-1120	N32H44	64.89
18-7117	N69Q86	139.73	22-1124	N39I41	78.84
18-7119	N34R88	69.78	22-1125	N55J19	110.39
18-7120	N36S93	73.87	22-1129	N41K02	82.05
18-7125	N41T47	82.96	22-1131	N35L79	71.60
18-7128	N39U90	79.80	22-1132	N43M31	86.62
18-7132	N71V51	143.02	22-1134	N31N16	62.34
18-7305	N24W36	48.73	22-1138	N40O69	81.39
18-7315	N41X89	83.78	22-1140	N41P69	83.38
18-7327	N24Y31	48.62	22-1142	N57Q92	115.84
18-7328	N38Z66	77.33	22-1145	N73R49	147.00
18-7330	N55A32	110.65	22-1154	N36S23	72.48
18-7339	N57B65	115.30	22-1162	N47T83	95.68
18-7403	N25C34	50.69	22-1178	N39U84	79.69
18-7404	N71D04	142.09	22-1190	N34V30	68.61
18-7406	N93E73	187.47	22-1218	N30W89	61.80
20-9115	N28F13	56.26	22-1219	N30X26	60.52
20-9120	N31G43	62.88	22-1226	N35Y34	70.69
20-9126	N24H97	49.96	22-1307	N37Z34	74.69
20-9127	N50I42	100.85	22-1316	N57A32	114.64
20-9129	N32J53	65.06	22-1319	N195B19	390.39
20-9131	N26K31	52.63	22-1325	N29C73	59.47
20-9132	N44L41	88.84	22-1330	N68D25	136.52
20-9154	N56M37	112.75	22-1337	N35E88	71.77
20-9160	N35N44	70.89	22-1338	N70F03	140.07
20-9183	N50O04	100.08	22-1343	N30G87	61.74
20-9189	N44P41	88.84	22-1344	N29H53	59.07
20-9216	N44Q20	88.41	22-2200	N37I09	74.18
20-9217	N67R40	134.81	22-2205	N111J07	222.14

NEAPCO PRICE LIST CONTINUED

PART NO.	STOCK	LIST	PART NO.	STOCK	LIST
22-2275	N85K79	171.59	53-2435	N28B83	57.66
22-2312	N32L68	65.38	53-2643	N37C52	75.04
22-2315	N34M61	69.24	53-2644	N37D61	75.22
22-2316	N48N08	96.16	53-3500	N54E41	108.83
22-2317	N33O82	67.64	55-2130	N107F50	215.02
22-2330	N55P12	110.25	55-2410	N103G33	206.67
22-3521	N54Q32	108.66	55-2600	N114H84	229.70
26-5118	N45R11	90.23	55-2800	N103I33	206.67
26-5119	N49S38	98.78	55-2836	N171J76	343.53
26-5131	N54T65	109.31	55-3240	N138K67	277.35
26-5148	N45U95	91.90	55-3640	N103L94	207.89
26-5155	N59V28	118.57	55-9306	N115M34	230.69
26-5163	N166W94	333.90	55-9320	N186N53	373.06
26-5306	N76X43	152.88	55-9321	N119O60	239.21
26-5319	N63Y91	127.83	56-0040	N04P95	9.91
26-5321	N57Z97	115.96	56-0200	N16Q96	33.94
26-5323	N108A97	217.94	56-0600	N04R62	9.26
26-5324	N73B96	147.94	56-0604	N02S55	5.11
26-5325	N85C72	171.45	56-0666	N11T23	22.46
44-1826	N84D93	169.86	56-0844	N08U97	17.95
44-2045	N84E93	169.86	56-1857	N05V72	11.45
44-2100	N49F66	99.32	56-2000	N05W63	11.27
44-2200	N47G42	94.86	56-2004	N02X58	5.17
44-2201	N56H78	113.57	56-2101	N09Y68	19.37
44-2206	N73I54	147.08	56-2102	N07Z17	14.34
44-2220	N55J13	110.28	56-2122	N06A87	13.75
44-2256	N59K38	118.77	56-2200	N07B41	14.82
44-2456	N95L95	191.90	56-2223	N09C18	18.37
44-2610	N85M21	170.43	56-2294	N02D04	4.09
44-2820	N49N60	99.20	56-2300	N06E57	13.15
44-3200	N73O08	146.17	56-2324	N09F28	18.57
44-4406	N158P77	317.54	56-2446	N41G96	83.92
44-4421	N167Q21	334.44	56-2600	N09H28	18.57
44-4475	N68R95	137.91	56-2604	N04I99	10.00
44-6300	N91S33	182.67	56-2646	N03J25	6.50
48-1181	N58T84	117.69	56-2669	N46K86	93.72
50-1080	N13U64	27.29	56-3001	N17L09	34.19
50-1280	N26V07	52.14	56-4103	N06M43	12.87
53-0634	N22W45	44.90	56-6105	N08N73	17.47
53-2034	N21X72	43.45	56-6106	N10O11	20.22
53-2247	N49Y27	98.55	56-8108	N12P82	25.65
53-2415	N38Z78	77.56	58-0639	N179Q71	359.43
53-2434	N34A03	68.06	58-0651	N189R40	378.80

NEAPCO PRICE LIST CONTINUED

PART NO.	STOCK	LIST	PART NO.	STOCK	LIST
58-1227	N202S44	404.88	70-0304	N40V70	81.40
58-1239	N218T71	437.42	70-0305	N40W63	81.26
58-2028	N189U67	379.34	70-0405	N52X73	105.48
58-2040	N205V01	410.02	70-0504	N52Y38	104.77
58-2052	N246W63	493.26	70-0505	N59Z48	118.97
58-2229	N215X05	430.10	70-0704	N68A23	136.46
58-2239	N244Y80	489.62	70-0705	N108B50	217.00
58-2629	N374Z15	748.31	70-0804	N121C35	242.71
58-4429	N382A64	765.28	70-1001	N12D07	24.15
58-4439	N411B68	823.36	70-1250	N16E44	32.89
64-0639	N61C94	123.88	70-1625	N43F31	86.62
64-2727	N59D19	118.40	70-2000	N49G51	99.03
64-2728	N66E24	132.49	70-2104	N33H69	67.39
65-1828	N64F46	128.94	70-2105	N51I83	103.66
65-1840	N74G16	148.33	70-2125	N76J29	152.59
65-1852	N84H61	169.24	70-2204	N36K52	73.04
65-2629	N62I72	125.44	70-2205	N41L47	82.96
65-2639	N66J03	132.06	70-2250	N72M13	144.27
65-2827	N58K60	117.21	70-2404	N54N61	109.23
65-2828	N62L36	124.73	70-2405	N52O76	105.53
65-2839	N54M32	108.64	70-2500	N115P77	231.55
65-2840	N58N72	117.44	70-2504	N114Q84	229.70
69-0648	N41O57	83.14	70-2505	N165R24	330.49
69-1248	N37P55	75.10	70-2750	N95S32	190.65
69-2248	N52Q87	105.74	72-1000	N10T19	20.40
69-2648	N85R79	171.58	73-0750	N09U85	19.72
70-0104	N32S92	65.86	73-1001	N16V49	32.98
70-0105	N34T80	69.61	73-1188	N14W35	28.71
70-0205	N36U76	73.53			



KEYED SHAFTING

AVAILABLE IN 3' AND 6' LENGTHS - PRICED PER FOOT

WHEN ORDERING, PLEASE SPECIFY LENGTHS NEEDED

OTHER LENGTHS, DIAMETERS AND KEYWAY SIZES ARE ALSO AVAILABLE

<u>MODEL</u>	<u>SIZE</u>	<u>KEYWAY</u>	<u>STOCK</u>	<u>LIST</u>
145-0800	1/2"	1/8"	K6A84	\$13.68
145-1000	5/8"	3/16"	K7B57	15.14
145-1200/71-0750	3/4"	3/16"	K8C70	17.40
145-1400	7/8"	3/16"	K9D43	18.86
145-1600/71-1000	1"	1/4"	K14E06	28.12
145-1800	1 1/8"	1/4"	K10F53	21.12
145-2000	1 1/4"	1/4"	K13G73	27.46
145-2005/71-1250	1 1/4"	5/16"	K13H74	27.48



HEX SHAFTING

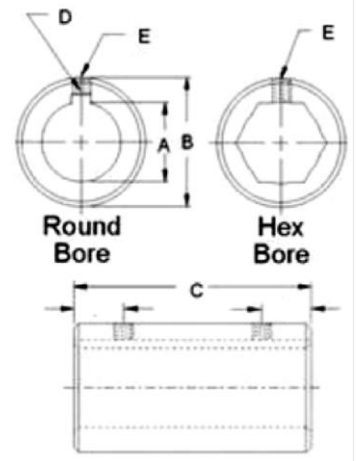
AVAILABLE IN 6' AND 12' LENGTHS - 1018 AND 1045 MATERIAL

<u>SIZE</u>	<u>STOCK</u>	<u>LIST/FT</u>
7/16	HB98	\$1.96
5/8	H1C76	3.52
11/16	H2D14	4.28
3/4	H2E80	5.60
7/8	H3F70	7.40
1	H4G90	9.80
1 1/8	H5H60	11.20
1 1/4	H6A94	13.88
1 1/2	H13A52	27.04



SHAFT COUPLERS

<u>MODEL</u>	<u>STOCK</u>	<u>A</u>	<u>B</u>	<u>C</u>	<u>D</u>	<u>E</u>	<u>LIST</u>
126-1000	C19A94	5/8 HEX	1 1/2	2 1/2	NONE	1/4 X 20	\$39.88
126-1200	C22B87	3/4 HEX	1 5/8	3	NONE	1/4 X 20	45.74
126-1400	C21C87	7/8 HEX	1 3/4	3	NONE	1/4 X 20	43.74
126-1600	C24D31	1 HEX	1 13/16	3	NONE	5/16 X 18	48.62
126-1800	C33E33	1 1/8 HEX	2	4 1/2	NONE	5/16 X 18	66.66
126-2000	C35F82	1 1/4 HEX	2 1/8	4 1/2	NONE	5/16 X 18	71.64
126-2400	C41G71	1 1/2 HEX	2 3/4	4 1/2	NONE	5/16 X 18	83.42
126-2800	C46H16	1 3/4 HEX	3	4 1/2	NONE	5/16 X 18	92.32
127-0800	C11I78	1/2 HEX	1 1/4	2	1/8	1/4 X 20	23.56
127-1000	C15J07	5/8 RD	1 1/2	2 1/2	3/16	1/4 X 20	30.14
127-1200	C18K06	3/4 RD	1 5/8	3	3/16	1/4 X 20	36.12
127-1400	C19M35	7/8 RD	1 3/4	3 1/2	3/16	1/4 X 20	38.70
127-1600	C19N35	1 RD	1 5/8	3	1/4	5/16 X 18	38.70
127-1604	C24O56	1 RD	1 13/16	4	1/4	5/16 X 18	49.12
127-1800	C28P99	1 1/8 RD	2	4 1/2	1/4	5/16 X 18	57.98
127-1900	C29Q73	1 3/16 RD	2	4 1/2	1/4	5/16 X 18	59.46
127-2000	C30R86	1 1/4 RD	2 1/8	4 1/2	1/4	5/16 X 18	61.72
127-2005	C34S99	1 1/4 RD	2 1/8	4 1/2	5/16	5/16 X 18	69.98
127-2200	C37T84	1 3/8 RD	2 5/16	4 1/2	5/16	3/8 X 16	75.68
127-2300	C37U84	1 7/16 RD	2 5/16	4 1/2	3/8	3/8 X 16	75.68
127-2400	C42V44	1 1/2 RD	2 1/2	4 1/2	3/8	3/8 X 16	84.44
127-2600	C47W19	1 5/8 RD	2 3/4	4 1/2	3/8	3/8 X 16	94.38
127-2800	C52X36	1 3/4 RD	1 3/4	4 1/2	3/8	3/8 X 16	104.72
127-3100	C77Y72	1 15/16 RD	3 5/16	4 1/2	1/2	1/2 X 13	155.55
127-3200	C77Z72	2 RD	3 5/16	4 1/2	1/2	1/2 X 13	155.44





WELDASPROCKETS CONTINUED

<u>MODEL</u>	<u>STOCK</u>	<u>O.D.</u>	<u>LIST</u>	<u>MODEL</u>	<u>STOCK</u>	<u>O.D.</u>	<u>LIST</u>
<u>NO. 60 3/4" PITCH CONTINUED</u>							
6019X	W19O22	4.95	\$38.44	10010X	W36L93	NA	\$73.86
6020X	W20P70	5.19	41.40	10011X	W39M90	NA	79.80
6021X	W22Q17	5.43	44.34	10012X	W43N73	NA	87.46
6022X	W23R72	5.57	47.44	10013X	W47O62	NA	95.24
6023X	W25S28	5.91	50.56	10014Y	W51P60	NA	103.20
6024X	W26T97	6.15	53.94	10015Y	W55Q53	NA	111.06
6025X	W28U45	6.39	56.90	10016Y	W59R18	NA	118.36
6026X	W30V17	6.63	60.36	10017Y	W62S83	NA	125.66
6027X	W32W21	6.87	64.42	10018Y	W66T30	NA	132.60
6028X	W34X15	7.11	68.30	10019Y	W71U16	NA	142.30
6029X	W36Y27	7.59	72.54	10020Y	W76V40	NA	152.80
6030X	W38Z41	7.59	76.82	10021Y	W82W93	NA	165.86
6031X	W40A66	7.83	81.32	10022Y	W89X72	NA	179.44
6032X	W42B86	8.07	85.72	10023Y	W96Y55	NA	193.10
6033X	W45C09	8.30	90.18	10024Y	W103Z82	NA	207.64
6034X	W47D33	8.54	94.66	10025Y	W109A50	NA	219.00
6035X	W49E65	8.78	99.30	10026Y	W114B94	NA	229.88
6036X	W51F93	9.02	103.86	10028Y	W124C36	NA	248.72
6038X	W56G67	9.50	113.34	10030Y	W136D25	NA	272.50
6040X	W61H20	9.98	122.42	10032Y	W156E66	NA	313.20
6042X	W65I52	10.46	131.00	10035Y	W182F50	NA	365.00
6045X	W71J72	11.18	143.46	10036Y	W191G54	NA	383.08
6046X	W49K98	NA	99.96				
6047X	W69L44	11.50	138.89				
6048X	W79M01	11.89	158.02				
6050X	W81N58	12.37	163.13				
6054X	W97O03	13.33	194.06				
6060X	W109P47	14.76	218.89				
6072X	W173Q53	53.12	347.06				
<u>NO. 80 1" PITCH</u>							
8011W	W18R06	4.01	36.12				
8012X	W19S92	4.33	39.84				
8013X	W22T25	4.66	44.50				
8014X	W24U31	4.98	48.62				
8015X	W26V39	4.25	52.78				
8016X	W29W00	5.63	58.00				
8017X	W32X06	4.88	64.12				
8018X	W34Y54	6.27	69.08				
8019X	W37Z36	5.50	74.72				
8020X	W40A78	6.97	81.56				
8021X	W43B61	6.13	87.22				
8022X	W46C33	7.56	92.66				
8024X	W52D29	8.20	104.58				
8025X	W55E51	7.50	111.20				
8026X	W58F64	8.84	117.28				
8028X	W65G21	9.43	130.42				
8030X	W74H75	10.11	140.50				
8034X	W91I41	11.50	182.82				
8036X	W96J79	12.03	193.58				
8040X	W127K12	13.31	254.20				



HARDENED TOOTH WELDASPROCKETS

<u>MODEL</u>	<u>STOCK</u>	<u>O.D.</u>	<u>LIST</u>	<u>MODEL</u>	<u>STOCK</u>	<u>O.D.</u>	<u>LIST</u>
<u>NO. 40 1/2" PITCH</u>				<u>NO. 60 3/4" PITCH</u>			
HT4012V	H8A73	2.17	\$17.46	HT6009V	H11G94	NA	\$23.88
HT4013V	H9B13	2.33	18.26	HT6010V	H12H87	2.76	25.74
HT4014V	H9C57	2.45	19.14	HT6011W	H13I95	3.01	27.90
HT4015V	H10D02	2.65	20.04	HT6012W	H14J96	3.25	29.92
HT4016W	H10E70	2.81	21.40	HT6013W	H16K29	3.49	32.58
HT4017W	H11F29	2.98	22.58	HT6014W	H17L63	3.74	35.26
HT4018W	H11G82	3.14	23.64	HT6015W	H19M15	3.98	38.30
HT4019W	H12H44	3.30	24.88	HT6016X	H20N70	4.22	41.40
HT4020X	H13I04	3.46	26.08	HT6017X	H22O43	4.46	44.86
HT4021X	H13J71	3.62	27.42	HT6018X	H24P08	4.70	48.16
HT4022X	H14K31	3.78	28.62	HT6019X	H25Q90	4.95	51.80
HT4023X	H15L13	3.96	30.26	HT6020X	H27R66	5.19	55.32
HT4024X	H15M75	4.10	31.50	HT6021X	H29S52	5.43	59.04
HT4025X	H16N50	4.25	33.00	HT6022X	H31T47	5.57	62.94
HT4026X	H17O19	4.42	34.38	HT6023X	H33U41	5.91	66.82
<u>NO. 50 5/8" PITCH</u>				HT6024X	H35V50	6.15	71.00
HT5010V	H9P47	2.30	18.94	HT6025X	H37W31	6.39	74.62
HT5011W	H10Q30	2.50	20.60	HT6026X	H39X58	6.63	79.16
HT5012W	H11R07	2.71	22.14				
HT5013W	H11S97	2.91	23.94				
HT5014W	H12T76	3.11	25.52				
HT5015W	H13U55	3.32	27.10				
HT5016W	H14V45	3.52	28.90				
HT5017X	H15W23	3.72	30.46				
HT5018X	H16X03	3.92	32.06				
HT5019X	H16Y81	4.12	33.62				
HT5020X	H17Z75	4.32	35.50				
HT5021X	H18A70	4.52	37.40				
HT5022X	H19B75	4.72	39.50				
HT5023X	H20C76	4.92	41.52				
HT5024X	H21D84	5.12	43.68				
HT5025X	H22E96	5.32	45.92				
HT5026X	H24F03	5.52	48.06				

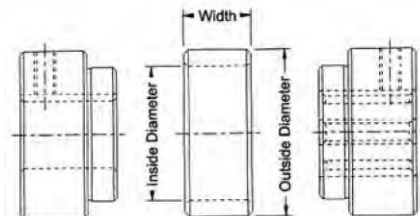
WELDAHUB® COUPLER HUBS

COUPLER HUBS ARE DESIGNED TO CREATE A COUPLER TO CONNECT TWO SEPARATE SHAFTS. THE SHAFTS MAY BE THE SAME OR DIFFERENT STYLES OR SIZES.

"W" SERIES COUPLER HUBS FOR "W" TYPE HUBS.

"X" SERIES COUPLER HUBS FOR "X" TYPE HUBS.

<u>MODEL</u>	<u>STOCK</u>	<u>SERIES</u>	<u>O.D.</u>	<u>I.D.</u>	<u>WIDTH</u>	<u>LIST</u>
012-3226	H5A27	W	2"	1 5/8"	1"	\$10.54
012-4032	H8B17	X	2 1/2"	2"	1"	16.34

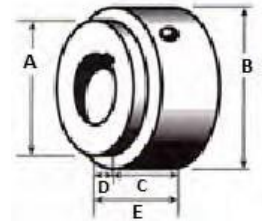
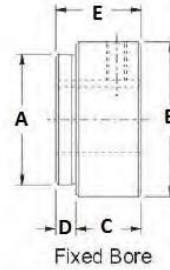




WELDASPROCKET HUBS

HUB DIMENSIONS

<u>Y HUB</u> <u>FIXED BORE</u>	<u>W HUB</u> <u>FIXED BORE</u>	<u>X HUB</u> <u>FIXED BORE</u>	<u>XX HUB</u> <u>FIXED BORE</u>	<u>Y HUB</u> <u>FIXED BORE</u>
A - 1 1/8	A - 1 5/8	A - 2	A - 2	A - 2 3/4
B - 1 7/16	B - 1 3/4	B - 2 1/4-2 1/2	B - 3	B - 3 3/4
C - 7/16	C - 7/16	C - 7/16	C - 7/16	C - 11/16
D - 3/4	D - 1	D - 1	D - 1 1/16	D - 1 3/16
E - 1 3/16	E - 1 7/16	E - 1 7/16	E - 1 1/2	E - 1 7/8



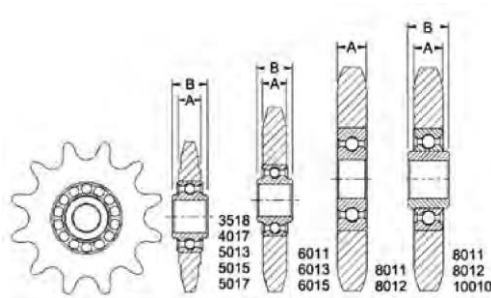
<u>MODEL</u>	<u>STOCK</u>	<u>SIZE</u>	<u>LIST</u>	<u>MODEL</u>	<u>STOCK</u>	<u>SIZE</u>	<u>LIST</u>
"V" SERIES HUBS				"X" SERIES HUBS CONTINUED			
00010008	H6A90	1/2 RD	\$13.80	00030019	H11P55	1 3/16 RD	\$23.10
00010009	H6B90	9/16 RD	13.80	00030020	H11Q55	1 1/4 RD	23.10
00010010	H6C90	5/8 RD	13.80	00030021	H11R55	1 5/16 RD	23.10
00010011	H6D90	11/16 RD	13.80	00030022	H11S55	1 3/8 RD	23.10
00010012	H6E90	3/4 RD	13.80	00030023	H11T55	1 7/16 RD	23.10
00010013	H6F90	13/16 RD	13.80	00030024	H11U55	1 1/2 RD	23.10
00010014	H6G90	7/8 RD	13.80	00030520	H15V95	1 1/4-5/16 KW RD	31.90
"W" SERIES HUBS				00031413	H17W52	7/8-13 SPL RD	35.04
00020008	H8H87	1/2 RD	17.74	00031806	H17X52	1 1/8-6 SPL RD	35.04
00020009	H8I87	9/16 RD	17.74	00032014	H17Y52	1 1/4-14 SPL RD	35.04
00020010	H8J87	5/8 RD	17.74	00032206	H15Z24	1 3/8-6 SPL RD	30.48
00020011	H8K87	11/16 RD	17.74	00032221	H15A24	1 1/16 RD	30.48
00020012	H8L87	3/4 RD	17.74	00032806	H17B52	1 3/4-6 SPL RD	35.04
00020013	H8M87	13/16 RD	17.74	0003S012	H15C24	3/4 SQ	30.48
00020014	H8N87	7/8 RD	17.74	0003S014	H15D24	7/8 SQ	30.48
00020015	H8O87	15/16 RD	17.74	0003S015	H15E24	15/16 SQ	30.48
00020016	H8P87	1 RD	17.74	0003S016	H15F24	1 SQ	30.48
00020017	H8Q87	1 1/16 RD	17.74	0003S020	H15G24	1 1/4 SQ	30.48
00020018	H8R87	1 1/8 RD	17.74	00036014	H17H52	7/8 HEX	35.04
00020019	H8S87	1 3/16 RD	17.74	00036016	H17I52	1 HEX	35.04
00020020	H8T87	1 1/4 RD	17.74	00036018	H17J52	1 1/8 HEX	35.04
00021413	H12U64	1-13 SPL RD	25.28	00036020	H17K52	1 1/4 HEX	35.04
00021606	H12V64	1-6 SPL RD	25.28	"XX" SERIES HUB			
00021806	H12W64	1 1/8-6 SPL RD	25.28	00040016	H17L04	1 RD	34.08
00022206	H12X64	1 3/8-6 SPL RD	25.28	00040018	H17M04	1 1/8 RD	34.08
00022221	H12Y64	1 3/8-21 SPL RD	25.28	00040020	H17N04	1 1/4 RD	34.08
0002S010	H14Z57	5/8 SQ	29.14	00040021	H17O04	1 5/16 RD	34.08
0002S012	H12A64	3/4 SQ	27.28	00040022	H17P04	1 3/8 RD	34.08
0002S016	H12B64	1 SQ	27.28	00040023	H17Q04	1 7/16 RD	34.08
00026012	H14C57	3/4 HEX	29.14	00040024	H17R04	1 1/2 RD	34.08
00026014	H14D57	7/8 HEX	29.14	00040026	H17S04	1 5/8 RD	34.08
00026016	H14E57	1 HEX	29.14	00042206	H17T04	1 3/8-6 SPL	34.08
00026018	H14F57	1 1/8 HEX	29.14	"Y" SERIES HUBS			
"X" SERIES HUBS				00050031	H28U96	1 15/16 RD	57.92
00030010	H11G55	5/8 RD	23.10	00050032	H28V96	2 RD	57.92
00030011	H11H55	11/16 RD	23.10				
00030012	H11I55	3/4 RD	23.10				
00030013	H11J55	13/16 RD	23.10				
00030014	H11K55	7/8 RD	23.10				
00030015	H11L55	15/16 RD	23.10				
00030016	H11M55	1 RD	23.10				
00030017	H11N55	1 1/16 RD	23.10				
00030018	H11O55	1 1/8 RD	23.10				

WE NOW HAVE IMPORT SPROCKETS AND HUBS
ALONG WITH DOMESTIC.



IDLER SPROCKETS

FURNISHED WITH HARDENED TEETH

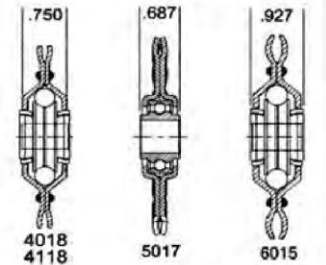
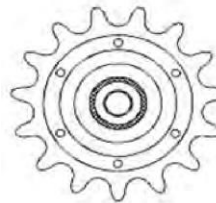


<u>MODEL</u>	<u>STOCK</u>	<u>CHAIN SIZE</u>	<u>NO. OF TEETH</u>	<u>BORE</u>	<u>A</u>	<u>B</u>	<u>LIST</u>
5015E08	S19A04	50	15	1/2	7/16	11/16	\$38.08
5015E10	S19B04	50	15	5/8	7/16	11/16	38.08
5017E08	S21C30	50	17	1/2	7/16	11/16	42.60
5017E10	S21D30	50	17	1/2	7/16	11/16	42.60
6015E08	S23E32	60	15	1/2	7/16	11/16	46.64
6015E10	S23F32	60	15	5/8	7/16	11/16	46.64
8011E12	S32G21	80	11	3/4	9/16	13/16	64.42

STAMPED IDLER SPROCKETS

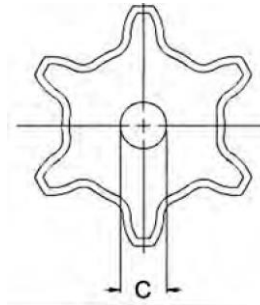
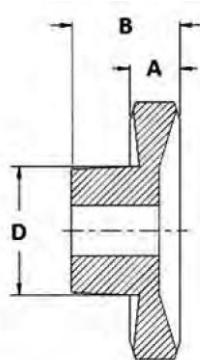
FURNISHED WITH HARDENED TEETH

<u>MODEL</u>	<u>STOCK</u>	<u>CHAIN SIZE</u>	<u>NO. OF TEETH</u>	<u>BORE</u>	<u>LIST</u>
033-4018	S14A87	40/41	18	1/2	\$29.74
034-0418	S14B87	40/41	18	5/8	29.74
033-5017	S17C61	50	17	1/2	35.22
034-5017	S17D61	50	17	5/8	35.22
033-6015	S17E15	60	15	1/2	34.30
034-6015	S17F15	60	15	5/8	34.30



CAST IRON STOCK BORE SPROCKETS

SPROCKETS WILL FIT STEEL DETACHABLE CHAIN ONLY



ROUGH STOCK BORE

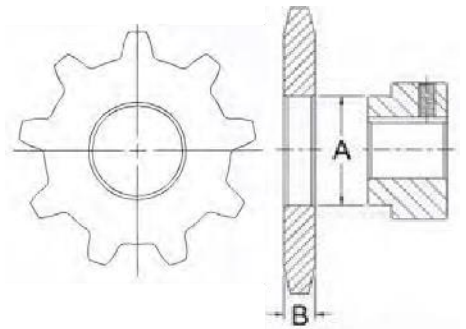
<u>MODEL</u>	<u>STOCK</u>	<u>NO. OF TEETH</u>	<u>O.D</u>	<u>SIZE</u>	<u>A</u>	<u>B</u>	<u>C</u>	<u>D</u>	<u>LIST</u>
01350655	S9A78	6	3 3/4	45/55	3/4	1 1/2	1/2	2	\$19.56
01350755	S10B16	7	4 1/4	45/55	3/4	1 1/2	1/2	2	20.32
01350855	S11C66	8	4 3/4	45/55	3/4	1 1/2	3/4	2	22.32
01350955	S14D90	9	5 1/4	45/55	3/4	1 1/2	3/4	2	29.80
01351055	S20E29	10	5 3/4	45/55	3/4	1 1/2	3/4	2	40.58
01360662	S10F28	6	3 7/8	62/72 1/2	15/16	1 5/8	3/4	1 15/16	20.56
01360762	S10G16	7	4 3/8	62/72 1/2	15/16	1 5/8	3/4	1 15/16	20.32
01360862	S12H13	8	4 7/8	62/72 1/2	15/16	1 5/8	3/4	1 15/16	24.26
01360962	S14I90	9	5 1/2	72 1/2	15/16	1 5/8	3/4	1 15/16	29.80
01361062	S20J29	10	5 7/8	62/72 1/2	15/16	1 5/8	3/4	1 15/16	40.58



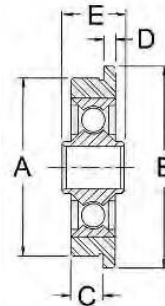
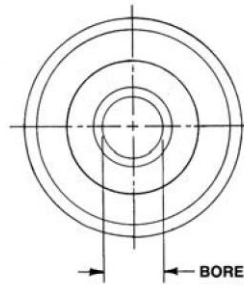
PINTLE SPROCKETS

SPROCKETS WILL FIT STEEL PINTLE AND STEEL DETACHABLE CHAIN

<u>MODEL</u>	<u>STOCK</u>	<u>NO. OF TEETH</u>	<u>O.D.</u>	<u>A BORE</u>	<u>FITS HUB SERIES</u>	<u>B WIDTH</u>	<u>WT. LBS</u>	<u>LIST</u>
01550655	P25A78	6	3 3/4	1 5/8	W	9/16	.88	\$51.56
01550755	P28B54	7	4 1/4	2	X	9/16	1.00	57.08
01550855	P31C84	8	4 3/4	2	X	9/16	1.44	63.68
01550955	P34D00	9	5 1/4	2	X	9/16	2.03	68.00
01551055	P41E40	10	5 3/4	2	X	9/16	2.50	82.80
01551455	P64F14	14	7 3/4	2	X	9/16	5.92	128.28
01620662	P42G49	6	3 7/8	1 5/8	W	11/16	.94	84.98
01620762	P46H69	7	4 3/8	1 5/8	W	11/16	1.44	93.38
01620862	P50I39	8	4 7/8	2	X	11/16	1.83	100.78
01620962	P49J70	9	5 3/8	2	X	11/16	2.38	99.40
01621062	P60K22	10	5 7/8	2	X	11/16	3.13	120.44



IDLER HUBS



<u>MODEL</u>	<u>STOCK</u>	<u>HUB SERIES</u>	<u>BORE SIZE</u>	<u>A</u>	<u>B</u>	<u>C</u>	<u>D</u>	<u>E</u>	<u>LIST</u>
00023010	H21A80	W	5/8	1 5/8	1 3/4	1/2	7/64	11/16	\$43.60
00033010	H24B76	X	5/8	2	2 1/4-2 1/2	1/2	7/64	11/16	49.52

NOTE: PACKAGED WITH 1/2" REDUCER BUSHING



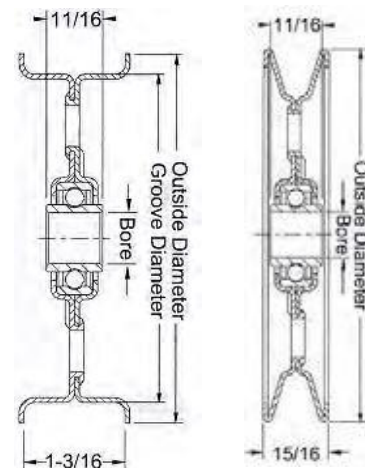
IDLER PULLEY

PRESSED STEEL

FLAT BELT IDLER PULLEY

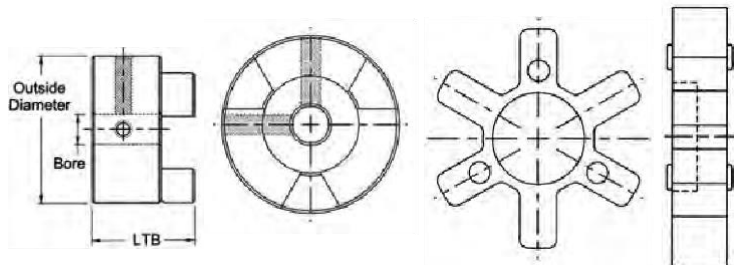
<u>MODEL</u>	<u>STOCK</u>	<u>GROOVE DIA.</u>	<u>OUTSIDE DIA.</u>	<u>BORE SIZE</u>	<u>LIST</u>
011-4408	P18A11	2 3/4	3 1/4	1/2	\$36.22
011-6408	P19B61	4	4 1/2	1/2	39.22
011-6410	P19C61	4	4 1/2	5/8	39.22
		<u>V-BELT PULLEY</u>			
011-8010	P19D61	---	5	5/8	39.22

THE V-BELT PULLEY FITS A OR B BELTS



L JAW COUPLINGS (IMPORT)

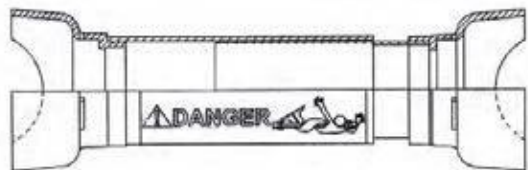
2 1/2 O.D. - 370 TORQUE & POUNDS



<u>MODEL</u>	<u>STOCK</u>	<u>DESCRIPTION</u>	<u>LIST</u>
L100MPB5	C15A50	7/16 COUPLING	\$29.14
L100345	C15B50	3/4 COUPLING	31.00
L100785	C15C50	7/8 COUPLING	31.00
L10015	C15D50	1 COUPLING	31.00
L1001185	C15E50	1 1/8	31.00
L1001145	C15F50	1 1/4	31.00
L1001385	C15G50	1 3/8	31.00
L1001125	C15H50	1 1/2	31.00
L099N(SPIDER)	C7I20	L099-100N	14.40

SAFETY ORANGE PLASTIC PTO SHIELDS

COMPLETE GUARD SET WITH NOTCHES

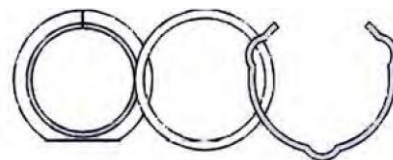


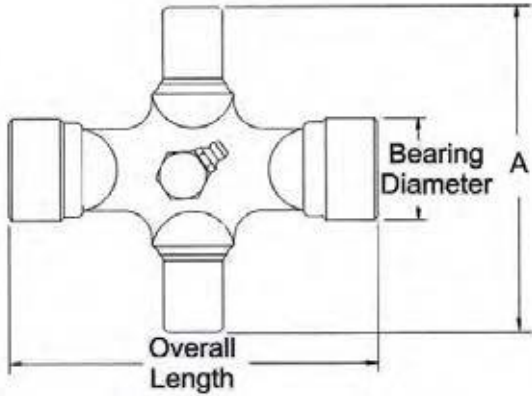
<u>MODEL</u>	<u>STOCK</u>	<u>FITS PTO SERIES</u>	<u>LIST</u>
300-0648	S46A67	6N	\$93.34
300-1248	S57B03	12N, 14N	114.06
300-3548	S64C72	35N	129.44
300-4448	S110D12	44R, 55N	220.24

SHIELD BEARING KITS

EACH KIT CONTAINS A NYLON BEARING, THRUST WASHER AND A SNAP RING

<u>MODEL</u>	<u>STOCK</u>	<u>FITS PTO SERIES</u>	<u>LIST</u>
128-0600	S3A21	6N	\$6.42
128-1200	S3B58	12N, 14N, 35N	7.16
128-5500	S7C10	44R, 55N	14.20





REPAIR KIT

REPAIR KITS ARE SOLD AS COMPLETE SETS ONLY WITH BUSHINGS, CENTER CROSS, RETAINERS*, AND LUBE FITTINGS.

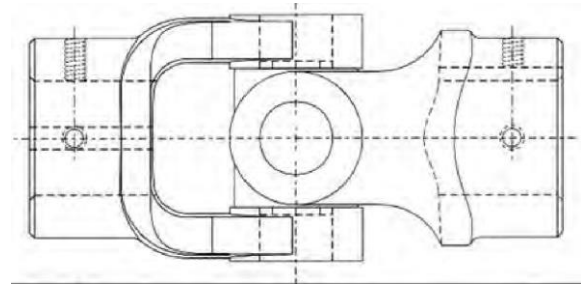
<u>MODEL</u>	<u>STOCK</u>	<u>SERIES</u>	<u>OVERALL LENGTH</u>	<u>BEARING DIAMETER</u>	<u>LIST</u>
302-0400	R21A95	4P	2 1/8	7/8	\$43.90

*RETAINERS ARE NOT SHOWN

BLOCK & PIN U-JOINT - NOVA IMPORT

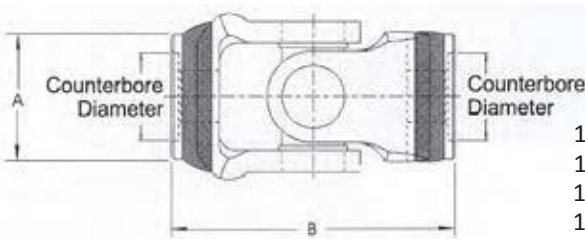
ROUND BORE YOKES ARE FURNISHED WITH 1/4"X 1/8 KEYWAY & (2) 5/16-18 SET SCREWS
MATERIAL: 1025 CAST STEEL

<u>MODEL</u>	<u>STOCK</u>	<u>BORE A</u>	<u>BORE B</u>	<u>LIST</u>
UJPB-1	B20A31	1"	1"	\$40.62



WELDAJOINTS®

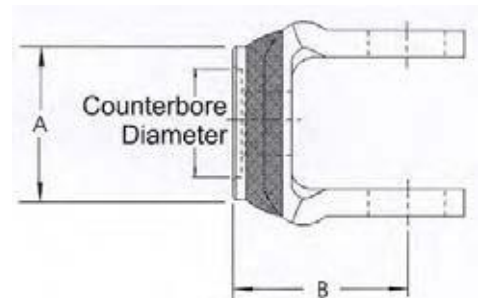
COMPLETE U-JOINTS



<u>MODEL</u>	<u>STOCK</u>	<u>SERIES</u>	<u>COUNTER-BORE DIA.</u>	<u>A</u>	<u>B</u>	<u>LIST</u>
178-0400	U42A24	4P	1 1/2	1 3/4	3 5/8	\$84.48
178-0600	U46B61	6N	1 1/2	2	4 13/32	93.22
178-1200	U52C12	12N	1 1/2	2 1/8	4 13/16	104.24
178-1400	U67D06	14N	1 1/2	2 1/4	5 1/8	134.12
178-3500	U95E05	35N	2	2 5/16	6 29/32	190.10

YOKES

<u>MODEL</u>	<u>STOCK</u>	<u>SERIES</u>	<u>COUNTER-BORE DIA.</u>	<u>A</u>	<u>B</u>	<u>LIST</u>
179-0600	Y13B43	6N	1 1/2	2	2 13/64	26.86
179-1200	Y17C86	12N	1 1/2	2 1/8	2 13/32	35.72
179-1400	Y28D04	14N	1 1/2	2 1/4	2 9/16	56.08
179-3500	Y37E93	35N	2	2 5/16	3 29/64	75.86



NOTES



WELDAJOINT® BUSHINGS

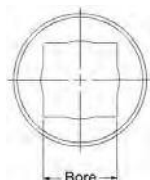
- READY TO USE BUSHINGS. AVAILABLE IN ROUND, SPLINE AND SQUARE.
- MACHINED ONE END TO FIT COUNTER BORE
- MADE FROM COLD ROLLED STEEL
- MACHINEABLE - WELDABLE.



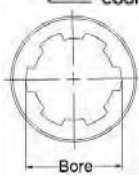
ALL BUSHINGS HAVE AT LEAST 5/16" WALL AND A BROACHED STANDARD KEYWAY. ALL SQUARES ARE A SLIP FIT. ALL SPLINES ARE TYPE B FIT.



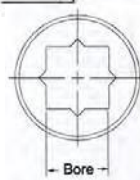
ROUND



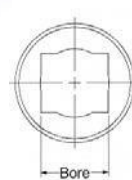
SQUARE



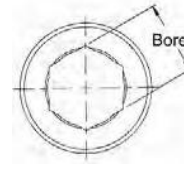
SPLINE



STAR



RECTANGULAR



HEXAGON

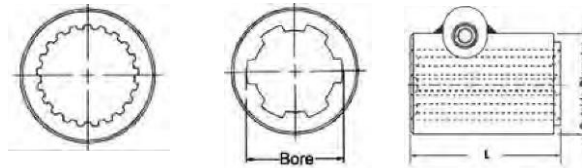
<u>MODEL</u>	<u>STOCK</u>	<u>BORE</u>	<u>O.D.</u>	<u>LENGTH</u>	<u>FITS U-JOINT SERIES</u>	<u>LIST</u>
160-1200 RD	B8A82	3/4	1 1/2	2 1/4	4P, 6N, 12N, 14N	\$17.64
160-1400 RD	B8B82	7/8	1 1/2	2 1/4	4P, 6N, 12N, 14N	17.64
160-1500 RD	B8C48	15/16	1 1/2	2 1/4	U1, 2, 3, 20, 30 DISC	16.95
160-1600 RD	B9D92	1	1 5/8	2 1/4	4P, 6N, 12N, 14N	19.84
16001600 RD	B13E69	1	2	2 1/4	35N	27.38
16001800 RD	B13F69	1 1/8	2	2 1/4	4P, 6N, 12N, 14N, 35N	27.38
16001900 RD	B13G15	1 3/16	2	2 1/4	U1, 2, 3, 20, 30 DISC	26.31
16002000 RD	B15G61	1 1/4	2	2 1/4	4P, 6N, 12N, 14N, 35N	31.22
160-2200 RD	B17H47	1 3/8	2 1/8	2 1/4	4P, 6N, 12N, 14N	34.92
16002200 RD	B19I61	1 3/8	2 1/4	2 1/4	35N	39.22
160-2400 RD	B19J61	1 1/2	2 1/4	2 1/4	4P, 6N, 12N, 14N	39.22
16002400 RD	B19K61	1 1/2	2 1/4	2 1/4	35N	39.22
16002800 RD	B19L61	1 3/4	2 1/2	2 1/4	35N	39.22
161-1200 SQ	B12M36	3/4	1 5/8	2 1/4	4P, 6N, 12N, 14N	24.72
161-1400 SQ	B17N05	7/8	1 3/4	2 1/4	4P, 6N, 12N, 14N	34.10
16101600 SQ	B19O33	1	2	2 1/4	4P, 6N, 12N, 14N, 35N	38.66
16101800 SQ	B19P33	1 1/8	2	2 1/4	4P, 6N, 12N, 14N, 35N	38.66
161-1900 SQ	B24Q46	1 3/16	2 1/4	2 1/4	4P, 6N, 12N, 14N	48.92
161-2000 SQ	B24R46	1 1/4	2 1/4	2 1/4	4P, 6N, 12N, 14N	48.92
16102000 SQ	B24S46	1 1/4	2 1/4	2 1/4	35N	48.92
16102200 SQ	B30T09	1 3/8	2 1/2	2 1/4	35N	60.18
16102400 SQ	B43U85	1 1/2	3	2 1/4	35N	87.70
163-1413 SPL	B11V12	7/8 X 13	1 1/2	2 1/4	4P, 6N, 12N, 14N	22.24
163-1606 SPL	B12W39	1 X 6	1 1/2	2 1/4	4P, 6N, 12N, 14N	24.78
163-1615 SPL	B12X39	1 X 15	1 1/2	2 1/4	4P, 6N, 12N, 14N, 35N	24.78
163-1806 SPL	B16Y02	1 1/8 X 6	1 5/8	2 1/4	4P, 6N, 12N, 14N	32.04
16302006 SPL	B19Z35	1 1/4 X 6	2	2 1/4	4P, 6N, 12N, 14N, 35N	38.70
16302014 SPL	B19Z35	1 1/4 X 14	2	2 1/4	4P, 6N, 12N, 14N, 35N	38.70
16302206 SPL	B19A35	2 3/8 X 6	2	2 1/4	4P, 6N, 12N, 14N, 35N	38.70
16302806 SPL	B30B32	1 3/4 X 6	2 1/2	2 1/4	35N	60.64
16302820 SPL	B30C32	1 3/4 X 20	2 1/2	2 1/4	35N	60.64
16602221 SPL	B19D35	1 3/8 X 21	2 1/2	2 1/4	4P, 6N, 12N, 14N, 35N	38.70
16702206 SPL	B40E85	1 3/8 X 6	2 1/2	2 1/4	4P, 6N, 12N, 14N, 35N	81.70



WELDAJOINT® BUSHINGS CONTINUED

<u>MODEL</u>	<u>STOCK</u>	<u>BORE</u>	<u>O.D.</u>	<u>LENGTH</u>	<u>FITS U-JOINT</u>	
					<u>SERIES</u>	<u>LIST</u>
162-1214 RECT	B14D84	3/4 X 7/8	1 5/8	2 1/4	4P, 6N, 12N, 14N	\$29.68
16201618 RECT	B19E33	1 X 1 1/8	2	2 1/4	4P, 6N, 12N, 14N, 35N	38.66
16801400 HEX	B19F33	7/8	2	2 1/4	4P, 6N, 12N, 14N, 35N	38.66
16801600 HEX	B19G33	1	2	2 1/4	4P, 6N, 12N, 14N, 35N	38.66
16801800 HEX	B19H33	1 1/8	2	2 1/4	4P, 6N, 12N, 14N, 35N	38.66
16802000 HEX	B24I46	1 1/4	2 1/4	2 1/4	4P, 6N, 12N, 14N, 35N	48.92
16401416 STAR	B19J35	7/8 X 1	2	2 1/4	4P, 6N, 12N, 14N, 35N	38.70

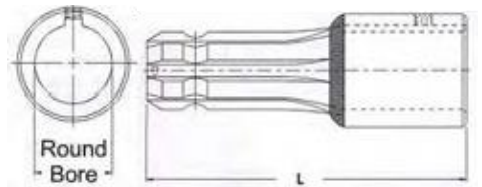
PIN SNAP HITCH BUSHINGS



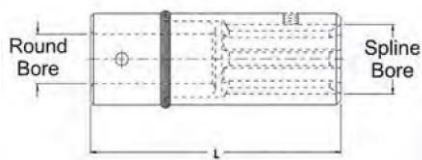
<u>MODEL</u>	<u>STOCK</u>	<u>BORE</u>	<u>O.D.</u>	<u>LENGTH</u>	<u>FITS U-JOINT</u>	
					<u>SERIES</u>	<u>LIST</u>
165-2206	B34K06	1 3/8 X 6	1 3/4	2 3/4	4P, 6N, 12N, 14N	\$68.12
165-2221	B34L06	1 3/8 X 21	1 3/4	2 3/4	4P, 6N, 12N, 14N	68.12

PUMP ADAPTORS

<u>MODEL</u>	<u>STOCK</u>	<u>SPLINE</u>	<u>BORE</u>	<u>KEYWAY</u>	<u>LENGTH</u>	<u>LIST</u>
113-1600	P37A42	1 3/8 X 6	1	1/4	5 3/4	\$74.84
113-1800	P37B42	1 3/8 X 6	1 1/8	1/4	5 7/8	74.84
113-2000	P37C42	1 3/8 X 6	1 1/4	1/4 5/16	5 7/8	74.84
113-2200	P42D71	1 3/8 X 6	1 3/8	5/16	5 3/4	85.42
113-2400	P42E71	1 3/8 X 6	1 1/2	3/8	5 7/8	85.42



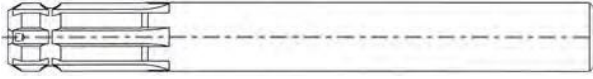
PUMP COUPLERS



<u>MODEL</u>	<u>STOCK</u>	<u>SPLINE</u>	<u>ROUND</u>	<u>KEYWAY</u>	<u>LENGTH</u>	<u>LIST</u>
		<u>BORE</u>	<u>BORE</u>			
10180616	P48A35	1 1/8 X 6	1	1/4	5	\$96.70
10220614	P48B35	1 3/8 X 6	7/8	3/16	5	96.70
10220615	P48C35	1 3/8 X 6	15/16	1/4	5	96.70
10220616	P48D35	1 3/8 X 6	1	1/4	5	96.70
10222116	P48E35	1 3/8 X 21	1	1/4	5	96.70
10220618	P48F35	1 3/8 X 6	1 1/8	1/4	5	96.70



SPLINED SHAFT ADAPTORS



SPLINED ONE END ONLY



SPLINED BOTH ENDS

SPLINED O



FULLY SPLINED

<u>MODEL</u>	<u>STOCK</u>	<u>SPLINE</u>	<u>LENGTH</u>	<u>LIST</u>	<u>MODEL</u>	<u>STOCK</u>	<u>SPLINE</u>	<u>LENGTH</u>	<u>LIST</u>
SPLINED ONE END ONLY					SPLINED BOTH ENDS				
106A1806	S23D03	1 1/8 X 6	6"	46.06	112B1413	S56B07	7/8 X 13	12"	112.14
106A2206	S20F66	1 3/8 X 6	6"	41.32	112B2206	S49D23	1 3/8 X 6	12"	98.46
106A2221	S21G17	1 3/8 X 21	6"	42.34	FULLY SPLINED				
112A1615	S32K00	1 X 15	12"	64.00	112F1413	S65H01	7/8 X 13	12"	130.02
112A1806	S35L79	1 1/8 X 6	12"	71.58	112F1615	S62I17	1 X 15	12"	124.34
112A2206	S40M81	1 3/8 X 6	12"	81.62	112F2206	S78J82	1 3/8 X 6	12"	157.64
112A2221	S42N77	1 3/8 X 21	12"	85.54	112F2221	S90K97	1 3/8 X 21	12"	181.94
112A2820	S47P41	1 3/4 X 20	12"	94.82	112F2820	S81L86	1 3/4 X 20	12"	163.72

NOTES



ROUND REPAIR TUBING

DOMESTIC

* SIZES ON THIS PAGE **WILL ACCEPT SHAFTING** * MATERIAL COLD DRAWN BUTTWELD
 * THIS PAGE ONLY SOLD IN 5' SECTIONS * WHEN ORDERING PLEASE SPECIFY O.D. AND WALL

1/8" WALL

MODEL	STOCK	O.D.	I.D.	WT. / FT.
1/2 - 1/8 CDT	T2A12	1/2"	1/4"	.5010
5/8 - 1/8 CDT	T3A48	5/8"	3/8"	.6472
9/16 - 1/8 CDT	T4B34	9/16"	5/16"	.5677
3/4 - 1/8 CDT	T5B85	3/4"	1/2"	.8074
7/8 - 1/8 CDT	T6C16	7/8"	5/8"	.9676
1 - 1/8 CDT	T7D29	1"	3/4"	1.128
1 1/8 - 1/8 CDT	T7E38	1 1/8"	7/8"	1.288
1 1/4 - 1/8 CDT	T7F49	1 1/4"	1"	1.502
1 3/8 - 1/8 CDT	T8G84	1 3/8"	1 1/8"	1.669
1 1/2 - 1/8 CDT	T9H46	1 1/2"	1 1/4"	1.836
1 5/8 - 1/8 CDT	T11J33	1 5/8"	1 3/8"	1.929
1 3/4 - 1/8 CDT	T12K79	1 3/4"	1 1/2"	2.169
1 7/8 - 1/8 CDT	T13L15	1 7/8"	1 5/8"	2.249
2 - 1/8 CDT	T14M05	2"	1 3/4"	2.503
2 1/8 - 1/8 CDT	T14N64	2 1/8"	1 7/8"	2.670
2 1/4 - 1/8 CDT	T26P21	2 1/4"	2"	2.837
2 1/2 - 1/8 CDT	T20Q76	2 1/2"	2 1/4"	3.171
2 3/4 - 1/8 CDT	T29R05	2 3/4"	2 1/2"	3.504

1/4" WALL

1 - 1/4 CDT	T14A57	1"	1/2"	2.003
1 1/8 - 1/4 CDT	T13B86	1 1/8"	5/8"	2.336
1 1/4 - 1/4 CDT	T15C04	1 1/4"	3/4"	2.670
1 3/8 - 1/4 CDT	T16D29	1 3/8"	7/8"	3.004
1 1/2 - 1/4 CDT	T16E67	1 1/2"	1"	3.338
1 5/8 - 1/4 CDT	T21F24	1 5/8"	1 1/8"	3.671
1 3/4 - 1/4 CDT	T22G96	1 3/4"	1 1/4"	4.005
1 7/8 - 1/4 CDT	T25H10	1 7/8"	1 3/8"	4.339
2 - 1/4 CDT	T25J10	2"	1 1/2"	4.673
2 1/8 - 1/4 CDT	T27K33	2 1/8"	1 5/8"	5.006
2 1/4 - 1/4 CDT	T37K65	2 1/4"	1 3/4"	5.340
2 3/8 - 1/4 CDT	T32L54	2 3/8"	1 7/8"	5.674
2 1/2 - 1/4 CDT	T39M98	2 1/2"	2"	6.008
2 3/4 - 1/4 CDT	T45N34	2 3/4"	2 1/4"	6.675



SLIP FIT DOM

DOMESTIC

* SIZES ON THIS PAGE WILL ACCEPT SHAFTING * MATERIAL COLD DRAWN BUTTWELD
 * THIS PAGE ONLY SOLD IN 5' SECTIONS * WHEN ORDERING PLEASE SPECIFY O.D. AND WALL

5/16" WALL

MODEL	STOCK	O.D.	I.D.	WT. / FT.
1 5/8 - 5/16 CDT	S13K46	1 5/8"	1.024	4.39
2 1/4 - 5/16 CDT	S22X82	2 1/4"	1.64	6.33
2 3/8 - 5/16 CDT	S21L48	2 3/8"	1.765	6.90

3/8" WALL

1 3/4 - 3/8 CDT	S17A42	1 3/4"	1.012	5.60
2 - 3/8 CDT	S21B76	2"	1.266	6.60
2 1/4 - 3/8 CDT	S24C92	2 1/4"	1.522	7.60
2 1/2 - 3/8 CDT	S26D18	2 1/2"	1.774	8.60
2 3/4 - 3/8 CDT	S29E40	2 3/4"	2.03	9.60
3 - 3/8 CDT	S39F08	3"	2.228	10.50
3 1/4 - 3/8 CDT	S37G78	3 1/4"	2.53	11.50
3 1/2 - 3/8 CDT	S36H88	3 1/2"	2.776	12.60
3 3/4 - 3/8 CDT	S42I22	3 3/4"	3.02	13.60
4 - 3/8 CDT	S44J78	4"	3.274	14.60

1/2" WALL

2 - 1/2 CDT	S23Y86	2"	1.03	8.01
2 1/2 - 1/2 CDT	S32M66	2 1/2"	1.53	11.20
2 3/4 - 1/2 CDT	S36N28	2 3/4"	1.78	12.00
3 - 1/2 CDT	S44P30	3"	2.03	13.40
3 1/4 - 1/2 CDT	S45T50	3 1/4"	2.28	14.60
3 1/2 - 1/2 CDT	S50W14	3 1/2"	2.526	16.00
4 - 1/2 CDT	S58X26	4"	3.03	18.60



ROUND REPAIR TUBING

DOMESTIC

* SIZES ON THIS PAGE **WILL NOT ACCEPT SHAFTING** * PLEASE SPECIFY WALL AND O.D. WHEN ORDERING
 * ALL WALL SIZES ON THIS PAGE ARE **.003" UNDERSIZED** SOLD IN 2 1/2' AND 5' SECTIONS

3/8" WALL

MODEL	STOCK	O.D.	I.D.	WT. / FT.
3/4 - 3/16 CDT	T4Z74	3/4"	3/8"	1.128
7/8 - 3/16 CDT	T4A96	7/8"	1/2"	1.379
1 - 3/16 CDT	T6B84	1"	5/8"	1.881
1 1/8 - 3/16 CDT	T6C02	1 1/8"	3/4"	1.881
1 1/4 - 3/16 CDT	T8D82	1 1/4"	7/8"	2.132
1 5/16 - 3/16 CDT	T10E64	1 5/16"	15/16"	2.159
1 3/8 - 3/16 CDT	T8E60	1 3/8"	1"	2.383
1 1/2 - 3/16 CDT	T8F00	1 1/2"	1 1/8"	2.634
1 5/8 - 3/16 CDT	T9F68	1 5/8"	1 1/4"	2.885
1 3/4 - 3/16 CDT	T10G66	1 3/4"	1 3/8"	3.136
1 7/8 - 3/16 CDT	T11H52	1 7/8"	1 1/2"	3.387
2 - 3/16 CDT	T12J38	2"	1 5/8"	3.638
2 1/8 - 3/16 CDT	T20K90	2 1/8"	1 3/4"	3.889
2 1/4 - 3/16 CDT	T13Z44	2 1/4"	1 7/8"	4.140
2 3/8 - 3/16 CDT	T14L94	2 3/8"	2"	4.391
2 1/2 - 3/16 CDT	T17Z90	2 1/2"	2 1/8"	4.642

5/16" WALL

1 5/8 - 5/16 CDT	T18D30	1 5/8"	1"	4.386
1 1/2 - 5/16 CDT	T11G48	1 1/2"	7/8"	3.968
1 3/4 - 5/16 CDT	T22A32	1 3/4"	1 1/8"	4.804
1 7/8 - 5/16 CDT	T20B26	1 7/8"	1 1/4"	5.222
2 1/8 - 5/16 CDT	T18C12	2 1/8"	1 1/2"	6.057
2 1/4 - 5/16 CDT	T18D72	2 1/4"	1 5/8"	6.475
2 3/8 - 5/16 CDT	T22E06	2 3/8"	1 3/4"	6.893
2 3/4 - 5/16 CDT	T26Z06	2 3/4"	2 1/8"	8.147
2 5/8 - 5/16 CDT	T21X02	2 5/8"	2"	7.729
2 7/8 - 5/16 CDT	T31W78	2 7/8"	2 1/4"	8.564
3 - 5/16 CDT	T26Y10	3"	2 3/8"	8.9
3 1/4 - 5/16 CDT	T39F22	3 1/4"	2 5/8"	9.818



ROUND REPAIR TUBING

DOMESTIC

* SIZES ON THIS PAGE **WILL NOT ACCEPT SHAFTING** * PLEASE SPECIFY WALL AND O.D. WHEN ORDERING
 * ALL WALL SIZES ON THIS PAGE ARE **.003" UNDERSIZED** SOLD IN 2 1/2' AND 5' SECTIONS

3/8" WALL

1 1/2 - 3/8 CDT	T16A34	1 1/2"	3/4"	4.506
1 3/4 - 3/8 CDT	T20Q38	1 3/4"	1"	5.507
1 5/8 - 3/8 CDT	T21B34	1 5/8"	7/8"	5.006
1 7/8 - 3/8 CDT	T28S76	1 7/8"	1 1/8"	6.008
2 - 3/8 CDT	T20W88	2"	1 1/4"	6.508
2 1/8 - 3/8 CDT	T17R52	2 1/8"	1 3/8"	7.009
2 1/4 - 3/8 CDT	T25C54	2 1/4"	1 1/2"	7.509
2 3/8 - 3/8 CDT	T24D04	2 3/8"	1 5/8"	8.010
2 1/2 - 3/8 CDT	T28U94	2 1/2"	1 3/4"	8.511
2 5/8 - 3/8 CDT	T24F50	2 5/8"	1 7/8"	9.011
2 3/4 - 3/8 CDT	T30G44	2 3/4"	2"	9.512
2 7/8 - 3/8 CDT	T34L04	2 7/8"	2 1/8"	10.010
3 - 3/8 CDT	T30H46	3"	2 1/4"	10.510
3 1/8 - 3/8 CDT	T34J06	3 1/8"	2 3/8"	11.010
3 1/4 - 3/8 CDT	T36K84	3 1/4"	2 1/2"	11.510
3 3/8 - 3/8 CDT	T39S00	3 3/8"	2 5/8"	12.020
3 1/2 - 3/8 CDT	T40M06	3 1/2"	2 3/4"	12.520
3 3/4 - 3/8 CDT	T37N84	3 3/4"	3"	13.520

1/2" WALL

1 1/2 - 1/2 CDT	T32A36	1 1/2"	1/2"	5.340
1 3/4 - 1/2 CDT	T31Z38	1 3/4"	3/4"	6.675
2 - 1/2 CDT	T36B84	2"	1"	8.010
2 1/8 - 1/2 CDT	T37C16	2 1/8"	1 1/8"	8.670
2 1/4 - 1/2 CDT	T34X66	2 1/4"	1 1/4"	9.345
2 3/8 - 1/2 CDT	T31D04	2 3/8"	1 3/8"	10.010
2 1/2 - 1/2 CDT	T32Y98	2 1/2"	1 1/2"	10.680
2 5/8 - 1/2 CDT	T49Z78	2 5/8"	1 5/8"	11.350
2 3/4 - 1/2 CDT	T40S86	2 3/4"	1 3/4"	12.020
2 7/8 - 1/2 CDT	T38E04	2 7/8"	1 7/8"	12.680
3 - 1/2 CDT	T45W40	3"	2"	13.350
3 1/8 - 1/2 CDT	T44F86	3 1/8"	2 1/8"	14.020
3 1/4 - 1/2 CDT	T47R00	3 1/4"	2 1/4"	14.690
3 3/8 - 1/2 CDT	T52G20	3 3/8"	2 3/8"	15.350
3 1/2 - 1/2 CDT	T54P46	3 1/2"	2 1/2"	16.020
3 5/8 - 1/2 CDT	T78Q86	3 5/8"	2 5/8"	16.690
3 3/4 - 1/2 CDT	T55U54	3 3/4"	2 3/4"	17.360
4 - 1/2 CDT	T59X80	4"	3"	18.690
4 1/2 - 1/2 CDT	T68J36	4 1/2"	3 1/2"	21.360
5 - 1/2 CDT	T69H28	5"	4"	24.030
6 - 1/2 CDT	T76I36	6"	5"	29.370



ROUND REPAIR TUBING

DOMESTIC

* SIZES ON THIS PAGE **WILL NOT ACCEPT SHAFTING** * PLEASE SPECIFY WALL AND O.D. WHEN ORDERING
 * ALL WALL SIZES ON THIS PAGE ARE **.003" UNDERSIZED** SOLD IN 2 1/2' AND 5' SECTIONS

3/4" WALL

MODEL	STOCK	O.D.	I.D.	WT. / FT.
2 1/2 - 3/4 CDT	T55A50	2 1/2"	1"	14.020
2 3/4 - 3/4 CDT	T58B70	2 3/4"	1 1/4"	16.020
3 - 3/4 CDT	T97C80	3"	1 1/2"	18.020
3 1/4 - 3/4 CDT	T81D86	3 1/4"	1 3/4"	20.030
3 1/2 - 3/4 CDT	T70Z72	3 1/2"	2"	22.030
3 3/4 - 3/4 CDT	T93E42	3 3/4"	2 1/4"	24.030
4 - 3/4 CDT	T91X12	4"	2 1/2"	26.030
4 1/2 - 3/4 CDT	T122F94	4 1/4"	2 3/4"	28.040
4 1/4 - 3/4 CDT	T115G22	4 1/2"	3"	30.040

7/16" WALL

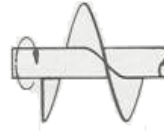
2 3/8 - 7/16 CDT	T34A28	2 3/8"	1 1/2"	9.061
2 5/8 - 7/16 CDT	T26B24	2 5/8"	1 3/4"	10.230
2 7/8 - 7/16 CDT	T46C62	2 7/8"	2"	11.400

ADDITIONAL SIZES AND LENGTHS AVAILABLE
 CALL FOR DETAILS

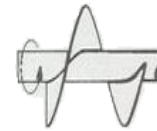
HELICOID AUGER FLIGHTING

ORDER BY PART NUMBER OR SIZE

- When ordering flighting, be sure to specify direction (right or left hand), diameter, size material, and what shaft, pipe or tube size it is to fit.
- Pipe measures I.D., tube/shaft measures O. D.
- Flighting should be used one size smaller than tube.
- Flighting furnished Right or Left hand turn in 5' lengths for UPS shipments and 10' lengths for freight truck.



RIGHT HAND
CLOCKWISE
ROTATION



LEFT HAND
COUNTER-CLOCKWISE
ROTATION

SIZE	PITCH	STOCK	RIGHT HAND	LEFT HAND	MATERIAL	PIPE	TUBE/SHAFT	WT	LIST
			PART NO.	PART NO.		SIZE	SIZE	10 FT/LBS	10 FT
2"	2 1/2"	F38A00	41446	---	10 GA	---	5/8"	3.94	\$ 76.00
2"	2 1/2"	F39B70	59091	---	10 GA	---	3/4"	5.17	\$ 79.40
2 1/2"		F37C80	52140	---	12 GA	---	1/2"	5.39	\$ 75.60
2 1/2"		F47D90	52676	---	3/16"	---	3/4"	7.66	\$ 95.80
3"		F46E30	22117	58622	11 GA	3/4"	1"	6.61	\$ 92.60
3"		F40F20	21159	50127	12 GA	---	5/8"	5.70	\$ 80.40
3"		F40G80	8449	21748	12 GA	1/2"	7/8"	5.16	\$ 81.60
3"		F52H40	53285	---	3/16"	---	1"	9.23	\$ 104.80
3"		F55I40	11044	---	3/16"	---	1 1/4"	9.19	\$ 110.80
3"		F52J20	19060	---	12 GA	---	1 1/2"	7.653	\$ 104.40
3 1/4"		F52K50	63719	---	3/16"	3/4"	1"	9.97	\$ 105.00
3 1/2"		F40L70	11045	15302	12 GA	3/4"	1"	8.55	\$ 81.40
3 1/2"		F50M40	63663	63664	3/16"	---	3/4"	10.56	\$ 100.80
3 1/2"		F40N00	23117	---	12 GA	1/2"	7/8"	5.98	\$ 80.00
3 1/2"		F75O30	42049	---	5/16"	---	1 1/4"	17.98	\$ 150.60
3 1/2"		F57P70	22414	---	3/16"	---	1 3/8"	11.00	\$ 115.40
3.19"	3.75"	F55Q40	7706	---	3/16"	---	1 1/4"	11.70	\$ 110.80
4"		F55R10	35088	50678	3/16"	---	1"	12.17	\$ 110.20
4"		F56S28	19355	19523	3/16"	3/4"	---	12.10	\$ 112.56
4"		F44T69	18154	15311	12 GA	1/2"	7/8"	6.80	\$ 89.38
4"		F46U10	28709	7709	12 GA	3/4"	1"	8.55	\$ 92.20
4"		F44V20	24624	12846	12 GA	1"	1 5/16"	7.63	\$ 88.40
4"		F60W48	36850	---	3/16"	---	1 1/2"	12.31	\$ 120.96
4"		F62X90	33766	---	3/16"	---	1 3/4"	12.05	\$ 125.80
4"		F58Y90	25580	---	3/16"	1"	1 5/16"	12.02	\$ 117.80
4"		F64Z10	25207	30470	3/16"	1 1/2"	1 15/16"	11.64	\$ 128.20
4"	2"	F99A12	43642	---	10 GA	1 1/4"	1 5/8"	14.87	\$ 198.24
4 1/2"		F41B48	---	22936	12 GA	3/4"	1"	7.64	\$ 82.96
4 1/2"		F56C70	23889	23832	3/16"	1/2"	7/8"	15.00	\$ 112.14
4 1/2"		F57D00	15312	11060	3/16"	3/4"	1"	14.00	\$ 114.00
4 1/2"		F62E60	29317	26534	3/16"	1"	1 5/16"	14.00	\$ 124.12
4 1/2"		F63F63	59461	59460	3/16"	1 1/4"	1 5/8"	14.01	\$ 127.26
5"		F57G75	27466	22463	3/16"	1/2"	7/8"	15.00	\$ 115.50

HELICOID AUGER FLIGHTING

ORDER BY PART NUMBER OR SIZE

SIZE	PITCH	STOCK	RIGHT HAND	LEFT HAND	PIPE SIZE	TUBE/SHAFT	WT	LIST	
			PART NO.	PART NO.		MATERIAL	SIZE	10 FT/LBS	10 FT
5"		F62H69	25709	7014	3/16"	3/4"	---	17.00	\$ 125.38
5"		F58I70	22135	---	3/16"	---	1"	15.05	\$ 117.40
5"		F63J84	12862	17072	3/16"	---	1 1/2"	15.32	\$ 127.68
5"		F62K37	54124	47238	3/16"	---	1 3/8"	15.29	\$ 124.74
5"		F63L84	7717	15349	3/16"	---	1 1/4"	15.20	\$ 127.68
5"		F61M74	5705	9433	3/16"	1"	1 5/16"	16.81	\$ 123.48
5"		F65N31	11086	11089	3/16"	1 1/4"	1 5/8"	16.34	\$ 130.62
5"		F70O35	32797	32798	3/16"	2"	2 3/8"	15.02	\$ 140.70
5"		F63P00	32817	---	3/16"	1 1/2"	1 15/16"	15.38	\$ 126.00
5"		F69Q30	58448	---	3/16"	---	2 1/4"	18.21	\$ 138.60
5 1/4"		F61R85	11098	17504	3/16"	---	1 1/4"	15.94	\$ 123.70
5 1/4"		F59S64	24392	42202	3/16"	3/4"	1"	15.78	\$ 119.28
5 1/4"		F64T89	9429	55388	3/16"	---	1 1/2"	16.02	\$ 129.78
5 1/2"		F67U10	11095	28937	3/16"	---	1 1/4"	18.30	\$ 134.20
5 1/2"		F68V25	5105	11093	3/16"	1"	1 5/16"	18.50	\$ 136.50
5 1/2"		F71W82	23342	28339	3/16"	1 1/4"	1 5/8"	18.55	\$ 143.64
5 1/2"		F73X82	51018	13500	3/16"	1 1/2"	1 15/16"	18.80	\$ 147.64
5 1/2"		F64Y89	36517	83489	3/16"	1/2"	7/8"	18.10	\$ 129.78
5 1/2"		F65Z31	7712	9432	3/16"	3/4"	1"	18.19	\$ 130.62
5 1/2"		F69A30	7713	32801	3/16"	---	1 1/2"	18.46	\$ 138.60
6"		F72B24	---	27038	3/16"	1/2"	7/8"	22.00	\$ 144.48
6"		F73C18	25308	---	3/16"	---	1"	21.58	\$ 146.36
6"		F73D18	6489	19248	3/16"	3/4"	1"	22.00	\$ 146.36
6"		F73E82	25957	---	3/16"	---	1 1/8"	22.70	\$ 147.64
6"		F74F87	11101	25225	3/16"	---	1 1/4"	22.00	\$ 149.74
6"		F74G97	5708	9438	3/16"	1"	1 5/16"	22.00	\$ 149.94
6"		F75H60	41682	---	3/16"	---	1 3/8"	21.79	\$ 151.20
6"		F76I65	19469	---	3/16"	---	1 1/2"	20.03	\$ 153.30
6"		F95J66	64506	---	1/4"	---	1 1/2"	29.25	\$ 191.32
6"		F78K33	4613	25894	3/16"	1 1/4"	1 5/8"	22.00	\$ 156.66
6"		F80L00	20944	17403	3/16"	1 1/2"	1 15/16"	22.11	\$ 160.00
6"		F80M12	1234	63665	3/16"	---	2"	22.15	\$ 160.24
6"		F142N6	5256	---	3/8"	2"	2 3/8"	44.41	\$ 284.12
6"		F84O00	11119	15383	3/16"	2"	2 3/8"	22.83	\$ 168.00
6"	4"	F92P82	---	41440	3/16"	---	3/4"	23.30	\$ 185.64
6"	4"	F103Q00	43637	---	3/16"	---	1 1/4"	25.45	\$ 206.00
6"	4"	F129R47	57087	---	1/4"	---	1 1/4"	41.00	\$ 258.94
6 1/4"		F76S17	24921	---	3/16"	---	1 1/4"	28.58	\$ 152.34
6 1/2"		F84T53	11110	15366	3/16"	3/4"	1"	23.36	\$ 169.06
6 1/2"		F78U20	11104	36852	3/16"	---	1 1/4"	23.45	\$ 156.04
6 1/2"		F79V80	28026	18113	3/16"	---	1 1/2"	23.60	\$ 159.60
6 1/2"		F77W91	11117	11116	3/16"	1"	1 5/16"	23.74	\$ 155.82
6 1/2"		F80X00	16969	31593	3/16"	1 1/4"	1 5/8"	24.00	\$ 160.00
6 1/2"		F83Y27	23343	15373	3/16"	1 1/2"	1 15/16"	24.00	\$ 166.54
6 1/2"		F85Z89	12905	21537	3/16"	2"	2 3/8"	24.00	\$ 171.78

HELICOID AUGER FLIGHTING

ORDER BY PART NUMBER OR SIZE

SIZE	PITCH	STOCK	RIGHT HAND	LEFT HAND	MATERIAL	PIPE	TUBE/SHAFT	WT	LIST
			PART NO.	PART NO.		SIZE	SIZE	10 FT/LBS	10 FT
7"		F112A25	11159	---	1/4"	---	2"	35.80	\$ 224.50
7"		F112B80	53519	---	1/4"	2"	2 3/8"	36.28	\$ 225.60
7"		F118C76	---	16768	1/4"	1"	1 5/16"	35.15	\$ 237.52
7"		F111D82	7031	19941	1/4"	1 1/4"	1 5/8"	35.45	\$ 223.64
7"		F92E19	7727	15403	3/16"	3/4"	1"	26.25	\$ 184.38
7"		F94F19	11121	16071	3/16"	---	1 1/4"	26.26	\$ 188.38
7"		F95G55	5107	6496	3/16"	---	1 1/2"	26.40	\$ 191.10
7"		F118H86	11133	---	1/4"	---	1 1/2"	36.01	\$ 237.72
7"		F93I97	4088	5374	3/16"	1"	1 5/16"	26.32	\$ 187.94
7"		F94J71	41684	41685	3/16"	---	1 3/8"	26.33	\$ 189.42
7"		F88K31	12919	11144	3/16"	1 1/4"	1 5/8"	27.12	\$ 176.62
7"		F96L80	3928	8471	3/16"	1 1/2"	1 15/16"	26.70	\$ 192.16
7"		F112M77	49655	---	1/4"	1 1/2"	1 15/16"	35.70	\$ 225.54
7"		F89N88	52411	---	3/16"	---	2 1/4"	32.44	\$ 179.76
7"		F158O13	59464	---	3/8"	2"	2 3/8"	42.41	\$ 316.26
7"		F112P77	59462	---	1/4"	---	2 1/4"	35.41	\$ 225.54
7"		F89Q98	16733	16105	3/16"	2"	2 3/8"	27.00	\$ 179.96
7"		F89R15	6077	36909	3/16"	---	2"	27.00	\$ 178.30
7"	5"	F131S40	43859	---	3/16"	1 1/2"	1 15/16"	34.16	\$ 262.08
7"	5"	F132T72	39728	---	3/16"	---	1 1/4"	29.12	\$ 265.44
7"	5"	F133U88	36520	---	3/16"	2"	2 3/8"	33.10	\$ 267.76
7"	9"	F111V82	63660	---	1/4"	2"	2 3/8"	30.23	\$ 223.64
7 1/4"		F115W71	21674	---	1/4"	1 1/2"	1 15/16"	39.90	\$ 231.42
7 1/4"		F99X20	---	30958	3/16"	1 1/4"	1 5/8"	28.09	\$ 198.04
7 1/4"		F99Y23	16692	---	3/16"	---	1 1/2"	27.89	\$ 198.46
7 1/2"		F97Z75	30998	11120	3/16"	---	1 1/4"	28.11	\$ 195.50
7 1/2"		F99A23	1649	2939	3/16"	---	1 1/2"	28.24	\$ 198.46
7 1/2"		F99B12	45328	15396	3/16"	1"	1 5/16"	28.13	\$ 198.24
7 1/2"		F100C59	9445	11140	3/16"	1 1/4"	1 5/8"	28.50	\$ 201.18
7 1/2"		F102D28	11138	9444	3/16"	1 1/2"	1 15/16"	27.90	\$ 204.56
7 1/2"		F93E98	27465	25127	3/16"	2"	2 3/8"	30.56	\$ 187.96
7 1/2"		F102F60	32795	5581	3/16"	---	2"	28.72	\$ 204.12
7 1/2"	3 1/2"	F183G44	83505	83506	3/16"	---	2 1/2"	52.53	\$ 366.88
7 1/2"	4 1/2"	F162H20	---	36515	3/16"	---	2 1/2"	40.06	\$ 324.04
7 1/2"	5"	F144I80	34380	---	3/16"	---	1 1/4"	31.65	\$ 289.60
7 1/2"	8"	F96J80	702013	11160	3/16"	---	2 1/2"	27.08	\$ 192.16
7 1/2"	8"	F121K38	15412	---	1/4"	---	2 1/2"	36.20	\$ 242.76
7 1/2"	8 1/2"	F131L40	55418	22487	1/4"	---	2"	35.73	\$ 262.08
7 1/2"	9"	F131M88	13513	13514	1/4"	---	2"	35.52	\$ 263.76
8"		F133N88	---	28391	1/4"	2"	2 3/8"	39.73	\$ 267.76
8"		F129O36	53981	---	1/4"	---	1 1/2"	40.38	\$ 258.72
8"		F100P17	42044	21350	3/16"	---	1"	30.65	\$ 200.34
8"		F101Q75	42045	42046	3/16"	---	1 1/4"	29.95	\$ 203.50

HELICOID AUGER FLIGHTING

ORDER BY PART NUMBER OR SIZE

SIZE	PITCH	STOCK	RIGHT HAND	LEFT HAND	MATERIAL	PIPE	TUBE/SHAFT	WT	LIST
			PART NO.	PART NO.		SIZE	SIZE	10 FT/LBS	10 FT
8"		F128R31	59482	---	1/4"	---	1 1/4"	41.10	\$ 256.62
8"		F109S98	6500	8470	3/16"	1"	1 5/16"	29.96	\$ 219.96
8"		F129T57	---	41975	1/4"	1"	1 5/16"	40.06	\$ 259.14
8"		F102U28	---	59485	3/16"	---	1 3/8"	30.79	\$ 204.56
8"		F128V84	13817	---	1/4"	---	1 3/8"	41.17	\$ 257.68
8"		F102W69	---	59484	3/16"	---	1 1/2"	30.78	\$ 205.38
8"		F131X40	43973	15417	1/4"	1 1/4"	1 5/8"	40.30	\$ 262.08
8"		F104Y27	15421	9450	3/16"	1 1/4"	1 5/8"	30.00	\$ 208.54
8"		F128Z84	---	36594	1/4"	---	1 3/4"	41.14	\$ 257.68
8"		F126A00	58447	---	1/4"	1 1/2"	1 15/16"	49.56	\$ 252.00
8"		F105B52	23607	9453	3/16"	1 1/2"	1 15/16"	31.00	\$ 211.04
8"		F132C30	59483	---	1/4"	---	2"	41.05	\$ 264.60
8"		F105D74	47244	55885	3/16"	---	2"	30.39	\$ 211.48
8"		F107E42	12935	7036	3/16"	2"	2 3/8"	30.60	\$ 214.84
8"		F108F50	47240	---	3/16"	---	2 1/2"	30.70	\$ 216.10
8"		F99G12	65961	37679	3/16"	2 1/2"	2 7/8"	30.78	\$ 198.24
8"	6 1/2"	F139H2	43645	---	3/16"	---	2"	33.24	\$ 278.04
8 1/4"	6 1/2"	F176I90	13816	---	1/4"	---	1 3/8"	48.76	\$ 352.18
8 1/2"		F105J21	59481	64896	3/16"	---	1 1/4"	32.64	\$ 210.42
8 1/2"		F108K26	11170	18276	3/16"	1 1/4"	1 5/8"	31.32	\$ 216.52
8 1/2"		F138L60	58388	51080	1/4"	1 1/4"	1 5/8"	42.73	\$ 277.20
8 1/2"		F105M21	36519	34691	3/16"	1"	1 5/16"	31.82	\$ 210.42
8 1/2"		F109N62	11173	11174	3/16"	1 1/2"	1 15/16"	32.00	\$ 219.24
8 1/2"		F148O16	13605	28346	1/4"	1 1/2"	1 15/16"	46.00	\$ 296.33
8 1/2"		F110P78	26390	26329	3/16"	2"	2 3/8"	31.86	\$ 221.56
8 1/2"		F111Q40	---	28838	3/16"	---	2 1/2"	32.54	\$ 222.80
8 1/2"		F109R41	43641	---	3/16"	---	2"	32.19	\$ 218.82
8 1/2"		F138S71	---	68049	1/4"	---	2 1/4"	43.53	\$ 277.42
8 1/2"		F139T44	36180	36853	1/4"	---	2 1/2"	43.50	\$ 278.88
8 1/2"		F100U00	---	26889	3/16"	---	5"	26.29	\$ 200.00
8 1/2"	6 1/2"	F144V27	42047	---	3/16"	1"	1 5/16"	33.92	\$ 288.54
8 1/2"	6 1/2"	F143W64	66150	---	3/16"	---	1 3/8"	38.53	\$ 287.28
8 1/2"	7 1/2"	F136X29	14194	---	3/16"	---	2 1/2"	35.26	\$ 272.58
9"		F110Y57	37727	---	3/16"	1"	1 5/16"	33.68	\$ 221.14
9"		F111Z83	9456	20602	3/16"	1 1/4"	1 5/8"	33.80	\$ 223.66
9"		F109A20	30950	43860	3/16"	---	1 1/4"	34.53	\$ 218.40
9"		F144B48	53207	---	1/4"	1"	1 5/16"	44.83	\$ 288.96
9"		F110C76	17906	22618	3/16"	---	1 1/2"	34.00	\$ 221.52
9"		F145D74	12938	27699	1/4"	1 1/2"	1 15/16"	45.40	\$ 291.48
9"		F113E19	15427	9455	3/16"	1 1/2"	1 15/16"	34.00	\$ 226.38
9"		F143F00	55115	---	1/4"	---	2"	46.28	\$ 286.00
9"		F113G90	6505	9462	3/16"	---	2"	34.00	\$ 226.18
9"		F144H48	11196	15429	1/4"	2"	2 3/8"	46.13	\$ 288.96

HELICOID AUGER FLIGHTING

ORDER BY PART NUMBER OR SIZE

SIZE	PITCH	STOCK	RIGHT HAND	LEFT HAND	MATERIAL	PIPE	TUBE/SHAFT	WT	LIST
			PART NO.	PART NO.		SIZE	SIZE	10 FT/LBS	10 FT
9"		F205I28	43339	---	3/8"	2"	2 3/8"	69.21	\$ 410.56
9"		F114J66	5715	3414	3/16"	2"	2 3/8"	34.28	\$ 229.32
9"		F115K19	36186	28103	3/16"	---	2 1/2"	34.36	\$ 230.38
9"		F145L00	24121	---	1/4"	---	2 1/2"	45.99	\$ 290.00
9"		F205M70	51426	---	3/8"	2 1/2"	2 7/8"	68.73	\$ 411.40
9"		F145N74	57379	30944	1/4"	2 1/2"	2 7/8"	54.70	\$ 291.48
9"		F116O24	9459	9468	3/16"	2 1/2"	2 7/8"	34.50	\$ 232.48
9"		F116P76	30949	---	3/16"	---	3"	33.93	\$ 233.52
9"	4 1/2"	F224Q60	5713	36854	3/16"	2"	2 3/8"	51.13	\$ 449.20
9"	6"	F229R74	34692	11195	1/4"	2 1/2"	2 7/8"	59.00	\$ 459.48
9"	7"	F153S72	49065	43638	3/16"	1 1/2"	1 15/16"	37.70	\$ 307.44
9 1/4"		F146T16	---	23006	1/4"	1 1/2"	1 15/16"	46.03	\$ 292.32
9 1/2"		F113U61	---	50689	3/16"	1 1/4"	1 5/8"	35.62	\$ 227.22
9 1/2"		F117V18	7734	29156	3/16"	1 1/2"	1 15/16"	35.75	\$ 234.36
9 1/2"		F147W63	58386	---	1/4"	1 1/4"	1 5/8"	49.12	\$ 295.26
9 1/2"		F118X34	12943	24319	3/16"	2"	2 3/8"	36.25	\$ 236.68
9 1/2"		F117Y18	39489	---	3/16"	---	2"	36.56	\$ 234.36
9 1/2"		F150Z46	47241	---	1/4"	---	2 1/2"	48.36	\$ 300.92
9 1/2"		F151A51	58387	51152	1/4"	2 1/2"	2 7/8"	51.73	\$ 303.02
9 1/2"		F108B46	---	43635	3/16"	---	5"	34.63	\$ 216.92
9 1/2"	7 1/2"	F166C95	---	30945	3/16"	---	3 1/2"	42.22	\$ 333.90
10"		F104D69	20583	9471	3/16"	1 1/2"	1 15/16"	37.75	\$ 209.38
10"		F133E65	33489	59488	1/4"	1 1/2"	1 15/16"	51.21	\$ 267.30
10"		F103F85	---	30956	3/16"	1 1/4"	1 5/8"	38.65	\$ 207.70
10"		F102G90	37680	12944	3/16"	---	1 1/2"	37.43	\$ 205.80
10"		F106H50	7742	8485	3/16"	2"	2 3/8"	38.00	\$ 212.10
10"		F108I26	43464	---	3/16"	---	3 1/4"	38.42	\$ 216.52
10"		F133J46	31080	---	1/4"	---	2"	51.45	\$ 266.92
10"		F136K19	---	33122	1/4"	---	3"	51.22	\$ 272.38
10"		F136L60	59487	59486	1/4"	---	4"	49.96	\$ 273.20
10"		F123M69	---	15444	1/4"	---	5"	50.00	\$ 247.38
10"		F135N14	4730	50307	1/4"	---	2 1/2"	51.31	\$ 270.28
10"		F146O90	24175	5110	1/4"	2 1/2"	2 7/8"	51.14	\$ 293.80
10"		F134P93	11203	36851	1/4"	2"	2 3/8"	51.41	\$ 269.86
10"		F107Q52	31043	11204	3/16"	2 1/2"	2 7/8"	38.24	\$ 215.04
10"		F109R00	---	11209	3/16"	---	3 1/2"	39.00	\$ 218.00
10"	7"	F208S85	---	25310	1/4"	---	3 1/2"	64.44	\$ 417.70
10"	7 1/2"	F187T74	---	43465	1/4"	1 1/2"	1 15/16"	55.12	\$ 375.48
10"	8"	F186U48	---	19354	1/4"	2 1/2"	2 7/8"	59.92	\$ 372.96
10"	13"	F107V00	28635	15442	3/16"	2"	2 3/8"	35.00	\$ 214.00
10"	15"	F130W31	---	43861	1/4"	1 1/2"	1 15/16"	43.02	\$ 260.62
11"		F143X95	23309	15445	1/4"	1 1/2"	1 15/16"	55.00	\$ 287.90
11"		F144Y59	34854	12948	1/4"	2"	2 3/8"	56.00	\$ 289.18
11"		F112Z77	---	19560	3/16"	2"	2 3/8"	50.00	\$ 225.54

HELICOID AUGER FLIGHTING

ORDER BY PART NUMBER OR SIZE

SIZE	PITCH	STOCK	RIGHT HAND	LEFT HAND	MATERIAL	PIPE	TUBE/SHAFT	WT	LIST
			PART NO.	PART NO.		SIZE	SIZE	10 FT/LBS	10 FT
11"		F146A50	11221	6508	1/4"	2 1/2"	2 7/8"	56.00	\$ 292.10
11"		F114B45	---	11226	3/16"	2 1/2"	2 7/8"	37.90	\$ 228.90
11"		F144C80	46341	---	1/4"	---	2"	68.00	\$ 289.60
11"		F144D80	36849	21199	1/4"	---	2 1/2"	56.55	\$ 289.60
11"		F146E16	15457	12950	1/4"	---	3"	56.10	\$ 292.32
11"	7 1/2"	F145F32	---	43646	3/16"	1 1/2"	1 15/16"	46.32	\$ 290.64
11"	8"	F239G90	11228	21585	1/4"	2 1/2"	2 7/8"	65.23	\$ 478.18
11"	8"	F245H50	---	47247	1/4"	---	3 1/2"	70.40	\$ 491.00
11 1/4"	12"	F152I67	---	42806	1/4"	---	3 3/4"	55.96	\$ 305.34
11 1/4"	12"	F149J94	---	44692	1/4"	---	5"	42.65	\$ 299.88
11 1/2"		F149K94	11215	19623	1/4"	2"	2 3/8"	58.00	\$ 299.88
11 1/2"		F115L40	15455	24678	3/16"	---	2"	45.00	\$ 230.80
11 1/2"		F151M73	47248	---	1/4"	2 1/2"	2 7/8"	58.40	\$ 303.46
11 1/2"		F118N23	---	32800	3/16"	---	3"	43.77	\$ 236.46
11 1/2"		F118O23	7747	---	1/4"	---	3"	58.52	\$ 236.46
11 1/2"		F151P83	---	39766	1/4"	---	3 1/2"	58.94	\$ 303.66
11 1/2"	8"	F253Q26	42201	9475	1/4"	2 1/2"	2 7/8"	69.29	\$ 506.52
11 1/2"	8 1/2"	F242R76	32796	37676	1/4"	---	3"	72.58	\$ 485.52
11 1/2"	10"	F195S90	---	61478	1/4"	---	4 1/2"	53.38	\$ 390.18
11 1/2"	13 1/2"	F159T60	44996	---	1/4"	---	3"	53.66	\$ 319.20
11 1/2"	13 1/2"	F159U70	56825	56506	1/4"	2 1/2"	2 7/8"	69.29	\$ 319.40
11 1/2"	14"	F158V34	---	43647	1/4"	---	3"	54.65	\$ 316.68
12"		F154W40	15459	43639	1/4"	1 1/2"	1 15/16"	60.06	\$ 308.08
12"		F153X50	36907	43640	1/4"	---	2"	60.10	\$ 307.00
12"		F154Y88	7754	34762	1/4"	2"	2 3/8"	61.78	\$ 309.76
12"		F155Z40	---	51019	1/4"	---	2 1/2"	60.46	\$ 310.80
12"		F155A82	5719	9477	1/4"	2 1/2"	2 7/8"	61.67	\$ 311.64
12"		F156B30	11235	37677	1/4"	---	3"	60.94	\$ 312.06
12"		F122C32	22005	43463	3/16"	---	3 1/2"	45.92	\$ 244.64
12"		F245D18	19644	53071	3/8"	---	3 1/2"	91.75	\$ 490.36
12"		F241E80	U12382	---	3/8"	2"	2 3/8"	75.00	\$ 483.60
12"		F156F77	33475	38204	1/4"	---	3 1/2"	23.71	\$ 313.54
12"		F244G55	---	63666	3/8"	2 1/2"	2 7/8"	92.86	\$ 489.10
12"	6"	F339H15	43644	---	1/4"	2 1/2"	2 7/8"	87.87	\$ 678.30
12"	8"	F259I88	43643	---	1/4"	2"	2 3/8"	70.12	\$ 519.76
12"	8"	F267J75	22984	15461	1/4"	2 1/2"	2 7/8"	73.12	\$ 535.50
12"	8"	F269K00	6514	15465	1/4"	---	3"	81.81	\$ 538.00
12"	8"	F285L39	---	47243	1/4"	---	4 1/2"	99.00	\$ 570.78
12"	8"	F275M84	23941	---	1/4"	---	3 1/2"	76.93	\$ 551.68
12"	9"	F246N30	18135	---	1/4"	---	3"	74.81	\$ 492.60
12"	12 1/2"	F158O97	---	47239	1/4"	---	4"	71.00	\$ 317.94
12"	13"	F161P60	---	36518	1/4"	---	3 1/2"	59.28	\$ 323.20
12"	13"	F136Q79	---	22521	1/4"	---	2 7/8"	59.07	\$ 273.58
12"	13 1/2"	F136Q17	38166	34074	1/4"	2 1/2"	2 7/8"	65.68	\$ 326.34

HELICOID AUGER FLIGHTING

ORDER BY PART NUMBER OR SIZE

SIZE	PITCH	STOCK	RIGHT HAND	LEFT HAND	MATERIAL	PIPE	TUBE/SHAFT	WT	LIST
			PART NO.	PART NO.		SIZE	SIZE	10 FT/LBS	10 FT
13"		F166R74	7046	11238	1/4"	2 1/2"	2 7/8"	65.68	\$ 333.48
13"		F166S74	18155	37678	1/4"	---	3"	66.82	\$ 333.48
13"		F221T13	12061	67288	5/16"	---	3"	83.69	\$ 442.26
13"		F227U50	21675	70880	5/16"	---	3 1/2"	63.04	\$ 454.10
13"		F202V20	76232	---	1/4"	---	4"	66.01	\$ 404.40
13"	9"	F288W96	51017	12960	1/4"	---	4 1/2"	85.00	\$ 577.92
13 1/2"		F166X85	56887	---	1/4"	2 1/2"	2 7/8"	69.48	\$ 333.70
13 1/2"	19"	F162Y54	54790	54791	1/4"	---	5"	58.73	\$ 325.08
14"		F192Z78	---	47246	1/4"	2 1/2"	2 7/8"	70.50	\$ 385.56
14"		F273A77	12964	15467	3/8"	2 1/2"	2 7/8"	78.37	\$ 547.54
14"		F276B88	U2214	---	3/8"	---	4 1/2"	105.00	\$ 553.76
14"		F224C54	88112	---	5/16"	2 1/2"	---	67.14	\$ 449.08
14"		F235D77	---	88114	5/16"	---	3"	89.87	\$ 471.54
14"		F197E25	---	88021	1/4"	---	4 1/2"	70.82	\$ 394.50
14"	10"	F282F30	54735	47242	1/4"	2 1/2"	2 7/8"	89.57	\$ 564.06
14"	10"	F301G10	---	43856	1/4"	---	6"	97.04	\$ 602.02
14"	10"	F338H84	42926	45414	5/16"	2 1/2"	2 7/8"	99.65	\$ 677.68
14"	12"	F359I62	43511	56901	3/8"	---	4"	115.65	\$ 719.24
14"	12"	F246J85	---	61450	1/4"	2 1/2"	2 7/8"	79.19	\$ 493.70
15"		F258K02	21673	---	5/16"	---	3"	116.00	\$ 516.04
15"		F145L32	---	63668	3/16"	---	4"	57.45	\$ 290.64
15"		F205M70	67008	67007	1/4"	---	4"	76.80	\$ 411.40
15"		F201N92	---	67011	1/4"	2 1/2"	---	76.39	\$ 403.84
15"	17"	F253O27	---	88348	1/4"	---	3.5	72.76	\$ 506.54
15"	17"	F250P66	---	88347	1/4"	2 1/2"	---	71.43	\$ 501.32
15 1/2"	16"	F222Q61	---	85389	1/4"	2 1/2"	---	77.70	\$ 445.22
15 1/2"	16"	F211R89	---	63430	1/4"	---	3 1/2"	78.23	\$ 423.78
16"		F307S53	36908	---	3/8"	---	4 1/2"	85.80	\$ 615.06
16"		F306T50	61131	61225	3/8"	---	4"	123.15	\$ 613.00
16"		F213U99	63661	---	1/4"	---	3 1/2"	82.29	\$ 427.98
16"		F307V97	63667	---	5/16"	---	5"	121.72	\$ 615.94
16"		F245W32	25579	---	5/16"	---	4"	124.41	\$ 490.65
16"		F215X15	29791	24777	1/4"	---	4"	81.25	\$ 430.30
16"		F220Y92	74661	---	1/4"	---	4 1/2"	80.00	\$ 441.84
16"		F209Z58	89245	---	5/16"	---	4 1/2"	71.39	\$ 419.16
16"		F217A67	36194	---	1/4"	---	5"	81.15	\$ 435.34
16"	18"	F204B49	---	89648	5/16"	---	8"	99.27	\$ 408.98
16"	22"	F199C33	43857	43858	1/4"	---	6"	64.68	\$ 398.66
17"		F302D61	52712	---	3/8"	---	4 1/2"	130.60	\$ 605.22
17"		F229E60	---	12345	5/16"	---	5"	126.50	\$ 459.20
20"	20-25° TILT	F165F27	---	89647	5/16"	---	8"	80.23	\$ 330.54

SECTIONAL AUGERS

MORE SIZES AVAILABLE UPON REQUEST

<u>SIZE</u>	<u>PITCH</u>	<u>STOCK</u>	<u>TURN</u>	<u>MATERIAL</u>	<u>PIPE</u>	<u>SHAFT</u>	<u>PART NO</u>
10	7.5	S24A09	LH	1/4	---	1 7/8	58802
10	9	S27A59	RH	1/4	---	2 1/2	58801
10	9.5	S67A40	RH	1/4	---	2 1/2	62166
7.5		S18A19	RH	1/4	---	2 1/2	55528
8.5		S18A98	RH	1/4	---	2 1/2	916

STAINLESS STEEL AUGERS

<u>SIZE</u>	<u>STOCK</u>	<u>TURN</u>	<u>MATERIAL</u>	<u>PIPE/ SHAFT SIZE</u>	<u>PART NO</u>
9"	F347A07 (409)NON FOOD GRADE	RH	0.179	2" PIPE	60001
5"	F307B14 (304) FOOD GRADE	RH	0.179	1" SHAFT	70370

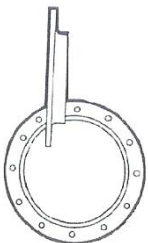
STIR AUGER

S60A00 2" O.D. 1" I.D. 1/4" X 1/2" 8'6" LENGTHS 10 LBS

ANGLE RINGS

ALSO AVAILABLE IN STAINLESS STEEL
CALL FOR SIZES AND PRICING

<u>MODEL</u>	<u>STOCK</u>	<u>SIZE</u>	<u>LIST</u>
4A-G	A7R35	4"	\$ 14.70
5A-G	A7R56	5"	\$ 15.12
6A-G	A8R17	6"	\$ 16.34
7A-G	A8R68	7"	\$ 17.36
8A-G	A8R79	8"	\$ 17.57
9A-G	A9R00	9"	\$ 17.99
10A-G	A9R70	10"	\$ 19.39
12A-G	A17R08	12"	\$ 34.16
14A-G	A19R27	14"	\$ 38.54
16A-G	A22R18	16"	\$ 44.35
18A-G	A22R18	18"	\$ 49.80
20A-G	A27R91	20"	\$ 55.82
22A-G	A29R67	22"	\$ 59.33
24A-G	A31R14	24"	\$ 62.27
27A-G	A40R88	27"	\$ 81.76
28A-G	A41R79	28"	\$ 83.58
30A-G	A42R93	30"	\$ 85.86



BAND CLAMPS

BAND CLAMPS ENABLE YOU TO
SWIVEL THE TUBE. ALL CLAMPS
COME WITH BOLTS AND NUTS



<u>SIZE</u>	<u>STOCK</u>	<u>LIST/PR</u>
6"	B8C16	\$ 16.32
8"	B8C89	\$ 17.78
10"	B9C26	\$ 18.52
12"	B11C80	\$ 23.60
14"	B15C95	\$ 31.90

SPOUTING

ADDITIONAL LENGTHS NOW AVAILABLE.

WE PROVIDE CUT TO SIZE SERVICES!

DELIVERY AVAILABLE FOR 20' OR 40' LENGTHS!



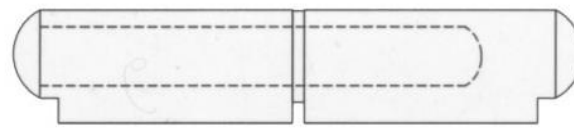
<u>O.D.</u>	<u>GAUGE</u>	<u>LENGTH</u>	<u>COLOR</u>
4 "	14 GA	20'	BLACK
4 "	11 GA	20'	BLACK
4.5 "	14 GA	20'	BLACK
5 "	14 GA	20' - 40'	BLACK
5 "	14 GA	20' - 40'	GALV
6 "	14 GA	20' - 40'	BLACK
6 "	14 GA	20' - 40'	GALV
6 "	12 GA	20' - 40'	BLACK
6 "	12 GA	20' - 40'	GALV
7 "	14 GA	20' - 40'	BLACK
7 "	14 GA	20' - 40'	GALV
7 "	10 GA	20' - 40'	BLACK
7 "	10 GA	20' - 40'	GALV
8 "	14 GA	20' - 40'	BLACK
8 "	14 GA	20' - 40'	GALV
8 "	12 GA	20' - 40'	BLACK
8 "	12 GA	20' - 40'	GALV
8 "	11 GA	20' - 40'	BLACK
8 "	11 GA	20' - 40'	GALV
8 "	10 GA	20' - 40'	GALV
8 "	7 GA	20' - 40'	BLACK
8 "	7 GA	20' - 40'	GALV
10 "	12 GA	20' - 40'	BLACK
10 "	12 GA	20' - 40'	GALV
10 "	10 GA	20' - 40'	BLACK
10 "	10 GA	20' - 40'	GALV
10 "	7 GA	20' - 40'	BLACK
10 "	7 GA	20' - 40'	GALV
12 "	12 GA	20' - 40'	BLACK
12 "	12 GA	20' - 40'	GALV
14 "	12 GA	20'	BLACK
16 "	12 GA	20'	BLACK

CONTINUOUS HINGES

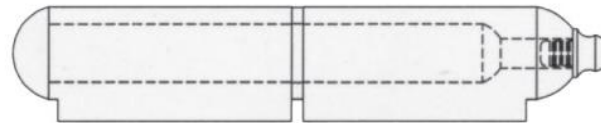
<u>PRODUCT NUMBER</u>	<u>STOCK</u>	<u>OPEN WIDTH</u>	<u>PIN DIA</u>	<u>METAL GAUGE</u>	<u>TYPE</u>	<u>LENGTH</u>
LIGHTWEIGHT						
H9111 - S040020	C3S66	1 1/4"	3/32"	19 GA	PLAIN	72"
H9112 - S040024	C5T22	1 1/2"	3/32"	19GA	PLAIN	72"
H8271 - S065024	C6E33	1 1/2"	3/16"	16 GA	PLAIN	72"
H9113 - S064032	C11U04	2"	3/16"	16 GA	PLAIN	72"
H8270 - S040032	C8F46	2"	3/32"	19 GA	PLAIN	72"
H9114 - S064040	C15W18	2 1/2"	3/16"	16 GA	PLAIN	72"
H8272 - S065048	C11G84	3"	3/16"	16 GA	PLAIN	72"
STANDARD WEIGHT						
H9115 - S076032	C11X04	2"	1/4"	14 GA	PLAIN	72"
H9117 - S076048	C31Y25	2 1/2"	1/4"	14 GA	PLAIN	72"
H9118 - S076048	C13Z12	3"	1/4"	14 GA	PLAIN	72"
H9120 - S076056	C14A85	3 1/2"	1/4"	14 GA	PLAIN	72"
HEAVY WEIGHT						
H9121 - S093032	C18B07	2"	1/4"	13 GA	PLAIN	72"
H9122	C17C92	2 1/2"	1/4"	13 GA	PLAIN	72"
H9123 - S093048	C22D26	3"	1/4"	13 GA	PLAIN	72"
EXTRA HEAVY						
H9125 - S120032	C30E05	2"	3/8"	11 GA	PLAIN	72"
H9127 - S120048	C33F28	3"	3/8"	11 GA	PLAIN	72"
H9128 - S120048	C55G28	3"	3/8"	11 GA	PLAIN	96"
H9150 - S120080	C73Z28	5"	3/8"	11 GA	PLAIN	96"
ALUMINUM						
H8274 - A040020	C5H61	1 1/4"	3/32"	19 GA	PLAIN	72"
H9130 - A040024	C7H23	1 1/2"	3/32"	19 GA	PLAIN	72"
H9131 - A062032	C9I64	2"	1/8"	16 GA	PLAIN	72"
A12203272	C30B62	2"	1/4"	11 GA	PLAIN	72"
H8275 - A062048	C17W80	3"	1/8"	16 GA	PLAIN	72"
A12204872	C44C14	3"	1/4"	11 GA	PLAIN	72"
A12004872	C65A52	3"	3/8"	11 GA	PLAIN	72"
A06206472	C23D61	4"	1/8"	.060 GA	PLAIN	72"
STAINLESS						
H9132 - SS040024	C12J95	1 1/2"	3/32"	19 GA	PLAIN	72"
H8278 - SS062024	C15K58	1 1/2"	1/8"	16 GA	PLAIN	72"
H8277 - SS040032	C13I60	2"	3/32"	19 GA	PLAIN	72"
H9133 - SS062032	C22L22	2"	1/8"	16 GA	PLAIN	72"
H8281 - SS065040	C33N36	1 1/2"	3/16"	16 GA	PLAIN	72"
H8282 - SS076032	C34O42	2"	1/4"	14 GA	PLAIN	72"
H8283 - SS076040	C47P49	2 1/2"	1/4"	14 GA	PLAIN	72"
H8279 - SS062048	C27L34	3"	1/8"	16 GA	PLAIN	72"
H9134 - SS065048	C49K34	3"	3/16"	16 GA	PLAIN	72"
H8284 - SS093048	C64Q23	3"	1/4"	14 GA	PLAIN	72"
SS12004872	C80Y45	3"	3/8"	11 GA	PLAIN	72"



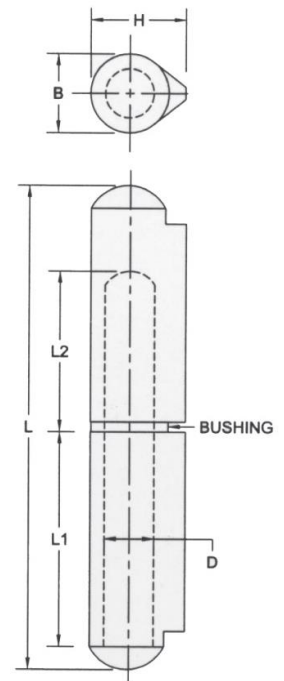
WELD-ON HINGES - FIXED BORE



FIXED PIN



FIXED PIN WITH GREASE FITTING



STEEL BODY, BRASS PIN AND BUSHING

MODEL #	STOCK	LENGTH		THICKNESS		DIAMETER		PIN DIA
		L	H	B	L1	L2		
FBP-080	H2E20	3.15	0.61	0.510	1.29	0.85	0.315	
FBP-100	H3F78	3.94	0.77	0.630	1.63	1.20	0.394	
FBP-150	H7J15	5.91	1.00	0.787	2.54	1.63	0.500	

STEEL BODY, BRASS PIN AND BUSHING, GREASE FITTING

FBP-100 G/F	H3G66	3.94	0.77	0.630	1.63	1.20	0.394
FBP-150 G/F	H7K98	5.91	1.00	0.787	2.54	1.63	0.500
FBP-200 G/F	H14M10	7.87	1.13	0.906	3.44	2.05	0.625

STAINLESS STEEL BODY, PIN AND BUSHING

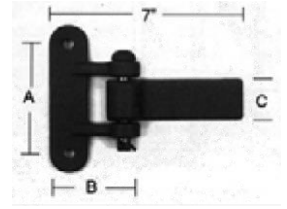
FSS-050	H2N37	1.97	0.38	0.315	0.79	0.58	0.197
FSS-080	H4P85	3.15	0.61	0.510	1.29	0.85	0.315
FSS-100	H8Q18	3.94	0.77	0.630	1.63	1.20	0.394

ALUMINUM BODY, STAINLESS STEEL PIN AND BUSHING

AFSSP-080	H2A73	3.15	0.61	0.510	1.29	0.85	0.315
AFSSP-100	H3B93	3.94	0.77	0.630	1.63	1.20	0.394
AFSSP-150	12C06	5.91	1.00	0.787	2.54	1.63	0.500
AFSSP-200	20D60	7.87	1.13	0.906	3.44	2.05	0.625

COMPLETE FORGED DOOR HINGE

<u>MODEL</u>	<u>STOCK</u>	<u>BOLT SIZE</u>	<u>A</u>	<u>B</u>	<u>C</u>	<u>LIST</u>
2024170	D16A05	3/8"	4"	3 3/8"	1 1/2" X 1/2"	\$32.10




WELD ANCHOR RINGS



ROPE RING



D-RING



CLIP STYLE A



CLIP STYLE B

<u>MODEL</u>	<u>STOCK</u>	<u>DESCRIPTION</u>	<u>WLL/LBS</u>	<u>BREAK/LBS</u>	<u>STYLE</u>	<u>LIST</u>
2330224	R03A30	1/4" ZINC PLATED ROPE RING	700	---	B	\$ 6.60
2327219	R08B16	1/2" STANDARD D-RING	4000	12000	A	17.22
2328220	R14C05	5/8" STANDARD D-RING	6000	19000	A	28.10
2022168	R16D34	3/4" STANDARD D-RING	9000	27000	A	32.68
2329221	R14D26	1" STANDARD D-RING	15000	47000	A	28.52

RECEIVER TUBE



<u>MODEL</u>	<u>STOCK</u>	<u>DESCRIPTION</u>	<u>LIST</u>
2359128	R22A14	RT6 - 6" RECEIVER TUBE	\$38.46
2360129	R23B20	RT8 - 8" RECEIVER TUBE	41.56
2361131	R32C54	RT12 - 12" RECEIVER TUBE	58.08
2361133	R44D92	RT24 - 24" RECEIVER TUBE	85.96
2361134	R55E34	RT36 - 36" RECEIVER TUBE	110.68
2361135	R69F33	RT48 - 48" RECEIVER TUBE	138.66

HITCH PIN ASSEMBLY



2319211	H3E54	5/8" CLIP AND HAIR PIN	7.08
---------	-------	------------------------	------

MADE IN THE USA!

SAME DAY SHIPPING

WELDABLE SPRING LATCHES

<u>MODEL</u>	<u>STOCK</u>	<u>SIZE</u>	<u>MATERIAL</u>		<u>LIST</u>
			<u>BASE</u>	<u>PULL HANDLE</u>	
2094184	L10A54	5/8"	STEEL	ZINC PLATED	\$21.08



<u>MODEL</u>	<u>STOCK</u>	<u>SIZE</u>	<u>MATERIAL</u>		<u>LIST</u>
			<u>BASE</u>	<u>PULL HANDLE</u>	
2094188	L10A94	7/16"	STEEL	STEEL	\$26.55



<u>MODEL</u>	<u>STOCK</u>	<u>SIZE</u>	<u>MATERIAL</u>		<u>LIST</u>
			<u>BASE</u>	<u>PULL HANDLE</u>	
2443011	L18A96	7/16"	ALUMINUM	STEEL	\$37.92
2094189	L18A96	7/16"	STAINLESS	STAINLESS	37.92



<u>MODEL</u>	<u>STOCK</u>	<u>HOLE SIZE</u>	<u>MATERIAL</u>	<u>LIST</u>
2457000	L08A29	3/8"	ZINC PLATED	\$16.58



MADE IN THE USA!

SAME DAY SHIPPING

BALE SPEARS

- All standard spears are rated on a 30" load center.
- 1.75" spears are rated for 3,500 lbs. • 1.40" spears are rated for 1,500 lbs.
- Fatigue testing to 30,000+ ensures durability and long life.
- Based on a typical 5x6 round bale, tests for deflection and deformity indicate 100% return after load.
- Thread and nut union are configured to reduce unexpected failures when installed correctly.

The Doublenut spear employs a jam nut with the conical nut. Incorporating the jam nut keeps the conical nut tight to the sleeve, eliminating flex inside the sleeve. This effectively reduces the most common spear failures, and thread breakage issues.

MODEL #	D X L	
336TXJ	1.40" X 33"	<p>WITH SLEEVE AND DOUBLE NUTS</p> 
39TXJ	1.75" X 39"	
49TXJ	1.75" X 49"	
SM49TXJ	1.75" X 49"	<p>WITHOUT SLEEVE WITH DOUBLE NUT</p> 
STAB1	1.25" x 21"	<p>WITH CROSS BOLT</p> 

**ZINC PLATED THREADED RODS
FULLY THREADED STEEL BARS
GRADE 2**



ZINC PLATED 24" LENGTHS NC

<u>SIZE</u>	<u>STOCK</u>	<u>LIST</u>
3/16"	R00B85	\$1.70
1/4"	R00B95	1.90
5/16"	R01B18	2.36
3/8"	R01B52	3.04
7/16"	R02B03	4.06
1/2"	R02B37	4.74
5/8"	R03B37	6.74
3/4"	R05B39	10.78
7/8"	R07B25	14.50
1"	R09B35	18.70

ZINC PLATED 36" LENGTHS NC

3/16"	R01B26	2.52
1/4"	R01B45	2.90
5/16"	R01B78	3.56
3/8"	R02B26	4.52
7/16"	R03B04	6.08
1/2"	R03B56	7.12
5/8"	R05B06	10.12
3/4"	R08B09	16.18
7/8"	R10B91	21.82
1"	R14B00	28.00

ZINC PLATED 72" LENGTHS NC

3/16"	R02B94	5.88
1/4"	R03B07	6.14
5/16"	R03B00	6.00
3/8"	R05B40	10.80
7/16"	R07B46	14.92
1/2"	R08B45	16.90
9/16"	R12B07	24.14
5/8"	R12B07	24.14
3/4"	R19B11	38.22
7/8"	R26B10	52.20
1"	R31B16	62.32
1 1/8"	R50B83	101.66
1 1/4"	R60B45	120.90
1 3/8"	R81B11	162.22
1 1/2"	R95B67	191.34

ZINC PLATED 144" LENGTHS NC

<u>SIZE</u>	<u>STOCK</u>	<u>LIST</u>
1/4"	R06B16	\$12.32
5/16"	R08B81	17.62
3/8"	R07B80	15.60
7/16"	R14B94	29.88
1/2"	R16B95	33.90
5/8"	R24B25	48.50
3/4"	R37B99	75.98
7/8"	R52B20	104.40
1"	R62B35	124.70
1 1/8"	R101B60	203.20

ZINC PLATED 36" LENGTHS NF

1/4"	R02B16	4.32
5/16"	R02B71	5.42
3/8"	R03B16	6.32
7/16"	R03B75	7.50
1/2"	R04B53	9.06
5/8"	R04B38	8.76
3/4"	R10B00	20.00
7/8"	R09B27	18.54
1"	R12B04	24.08

**SELF COLORED B7 ALLOY
36" LENGTHS NC**

3/8"	R07B43	15.46
1/4"	R04B10	8.20
5/16"	R05B95	11.90
7/16"	R11B91	23.82
1/2"	R10B30	20.60
9/16"	R11B36	22.72
5/8"	R14B57	29.14
3/4"	R19B89	39.78
7/8"	R25B59	51.18
1"	R30B56	61.12

THREADED ROD CONTINUED ON NEXT PAGE

THREADED ROD CONTINUED

SELF COLORED B7 ALLOY

72" LENGTHS NC

<u>SIZE</u>	<u>STOCK</u>	<u>LIST</u>
1/4"	R08B19	\$16.38
5/16"	R11B91	23.80
3/8"	R14B89	29.78
1/2"	R20B61	41.22
7/16"	R23B83	47.66
5/8"	R29B14	58.28
9/16"	R34B42	68.44
3/4"	R39B81	79.62
7/8"	R51B17	102.34
1"	R61B14	122.28
1 1/4"	R103B08	206.16
1 3/8"	R79B73	159.46

B7 36" LENGTHS NF

1/2"	R13B94	27.88
7/16"	R16B12	32.24
5/8"	R19B70	39.40
3/4"	R26B92	53.84
7/8"	R34B61	69.22
1"	R41B35	82.70

304 STAINLESS STEEL NC 36" LENGTHS

3/8"	R13B25	26.50
7/16"	R22B73	45.46
1/2"	R20B30	40.60
5/8"	R32B90	65.80
3/4"	R47B93	95.86
1"	R79B21	158.42

304 STAINLESS STEEL NC 72" LENGTHS

3/8"	R26B50	53.00
7/16"	R45B47	90.94
1/2"	R40B61	81.22
5/8"	R65B78	131.56
3/4"	R95B87	191.74

304 STAINLESS STEEL NF 72" LENGTHS

1/2"	R27B44	54.88
7/16"	R30B75	61.50

ZINC PLATED NC COUPLER NUTS

<u>SIZE</u>	<u>STOCK</u>	<u>LIST</u>
1/4"	CN47	\$0.94
5/16"	CN73	1.46
3/8"	CN89	1.78
7/16"	CN98	1.96
1/2"	CN95	1.90
5/8"	C1N74	3.48
3/4"	C2N17	4.34
7/8"	C3N85	7.70
1"	C5N06	10.12



ZINC PLATED NF COUPLER NUTS

1/4"	CN69	1.38
5/16"	C1N02	2.04
3/8"	C1N16	2.32
1/2"	C1N51	3.02

ACME THREADED ROD

THE FOLLOWING SIZES WE HAVE IN STOCK

OTHER SIZES AVAILABLE

CALL FOR MORE INFO

6 FT LENGTHS

<u>SIZE</u>	<u>STOCK</u>	<u>LIST</u>
1/2" X 10	A26T23	\$52.46
5/8" X 8	A37T48	74.96
3/4" X 6	A47T62	95.24
1" X 5	A86T49	172.98
1 1/4" X 5	A145N83	291.66



ACME NUTS FOR ACME THREADED

<u>SIZE</u>	<u>STOCK</u>	<u>LIST</u>
1/2" X 10	A4N10	\$8.20
5/8" X 8	A4N64	9.28
3/4" X 6	A6N30	12.60
1" X 5	A10N25	20.50
1 1/4" X 5	A14N73	29.46



USA ROLLER CHAIN

- DRIVES USA ROLLER CHAIN STANDS FOR HIGH PERFORMANCE IN THE MARKETPLACE.
- DRIVES USA'S ENGINEERING, MANUFACTURING, AND TESTING PROVIDE SUPERIOR QUALITY CHAIN.
- SOLD IN 10FT OR 50FT COILS.

<u>MODEL</u>	<u>STOCK</u>	<u>LIST</u>	<u>MODEL</u>	<u>STOCK</u>	<u>LIST</u>
35 RC - 50 FT	R288C97	\$577.94	80H-2 RC - 10 FT	R476C97	\$953.94
35 RC - 10 FT	R57C65	115.30	80H-2 CL	R12C39	24.78
35 CL	R1C22	2.44	80H-2 OL	R24C15	48.30
35 OL	R2C11	4.22			
40 RC - 50 FT	R229C33	458.66	80 HRC - 50 FT	R984C06	1968.12
40 RC - 10 FT	R45C86	91.72	80 HRC - 10 FT	R196C81	393.62
40 CL	R1C24	2.48	80 H CL	R4C67	9.34
40 OL	R2C581	5.62	80 H OL	R10C02	20.04
40-2 RC - 50 FT	R713C65	1427.30	80-2 RC - 10 FT	R430C11	860.22
40-2 RC - 10 FT	R142C71	285.42	80-2 CL	R5C96	11.92
40-2 CL	R2C15	4.30	80-2 OL	R16C77	33.54
40-2 OL	R5C86	11.72			
41 RC - 10 FT	R53C10	106.20	100 RC - 10 FT	R246C22	492.44
41 CL	R1C20	2.40	100 CL	R5C15	10.30
41 OL	R3C83	7.66	100 OL	R11C74	23.48
50 RC - 50 FT	R284C00	568.00	100-HRC -10 FT	R306C15	612.30
50 RC - 10 FT	R56C80	113.60	100-HCL	R6C27	12.54
50 CL	R1C43	2.86	100-HOL	R13C90	27.80
50 OL	R2C66	5.32			
50-2 RC - 50 FT	R798C04	1596.08	120 RC - 10 FT	R344C77	689.54
50-2 RC - 10 FT	R159C60	319.20	120 CL	R6C22	12.44
50-2 CL	R2C44	4.88	120 OL	R17C55	35.10
50-2 OL	R6C98	13.96			
60 RC - 50 FT	R357C13	714.26	2040 RC - 50 FT	R308C85	617.70
60 RC - 10 FT	R71C42	142.84	2040 RC - 10 FT	R61C77	123.54
60 CL	R1C64	3.28	2040 CL	R1C43	2.86
60 OL	R3C35	6.70	2040 OL	R2C65	5.30
60-2 RC - 50 FT	R1167C95	2335.90	2050 RC - 50 FT	R228C62	457.24
60-2 RC - 10 FT	R233C59	467.18	2050 RC - 10 FT	R45C72	91.44
60-2 CL	R3C59	7.18	2050 CL	R2C08	4.16
60-2 OL	R7C81	15.62	2050 OL	R3C08	6.16
60 HRC - 50 FT	R482C80	965.60	2060 RC - 50 FT	R515C46	1030.92
60 HRC - 10 FT	R96C56	193.12	2060 RC - 10 FT	R103C09	206.18
60 HCL	R3C23	6.46	2060 CL	R2C15	4.30
60 HOL	R4C57	9.14	2060 OL	R4C03	8.06
60H-2 - 10 FT	R317C65	635.30	CA550 RC - 10 FT	R90C45	180.90
60H-2 CL	R5C65	11.30	CA550 CL	R3C39	6.78
60H-2 OL	R11C84	23.68	CA550 OL	R3C06	6.12
80 RC - 50 FT	R707C16	1414.32	CA557 RC - 10 FT	R116C29	232.58
80 RC - 10 FT	R141C43	282.86	CA557 CL	R4C17	8.34
80 CL	R2C69	5.38	CA557 OL	R3C35	6.70
80 OL	R7C71	15.42	CA550 RC - 10 FT	R95C70	191.40
			A550 CL	R4C70	9.40
			A550 OL	R3C06	6.12



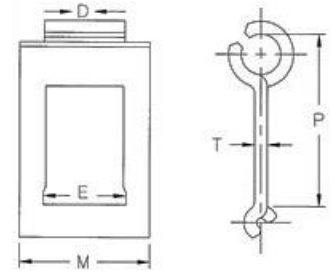
PRC ROLLER CHAIN

- DRIVES - PRC IS ECONOMY ROLLER CHAIN WITH PROVEN PERFORMANCE FOR MANY POWER TRANSMISSION DESIGNS.
- DRIVES-PRC ROLLER CHAIN DELIVERS QUALITY AND PRICE, BACKED BY 30 YEARS OF EXPERIENCE.
- SOLD IN 10FT OR 50FT COILS.

<u>MODEL</u>	<u>STOCK</u>	<u>LIST</u>	<u>MODEL</u>	<u>STOCK</u>	<u>LIST</u>
35 RC - 50 FT	R83C78	\$167.56	60-2 RC - 50 FT	R331C57	\$663.14
35 RC - 10 FT	R16C75	33.50	60-2 RC - 10 FT	R66C31	132.62
35 CL	RC35	.70	60-2 CL	R1C37	2.74
35 OL	RC63	1.26	60-2 OL	R2C78	5.56
40 RC - 50 FT	R85C20	170.40	80 RC - 50 FT	R307C43	614.86
40 RC - 10 FT	R17C04	34.08	80 RC - 10 FT	T61C48	122.96
40 CL	RC45	.90	80 CL	R1C37	2.74
40 OL	RC86	1.72	80 OL	R2C78	5.56
40-2 RC - 50 FT	R195C96	391.92	80 HRC - 50 FT	R421C74	843.58
40-2 RC - 10 FT	R39C19	78.38	80 HRC - 10 FT	R84C34	168.68
40-2 CL	RC86	1.72	80 HCL	R1C74	3.48
40-2 OL	R1C66	3.32	80 HOL	R3C43	6.86
41 RC - 50 FT	R71C71	143.42	100 RC - 10 FT	R103C94	207.88
41 RC - 10 FT	R14C34	28.68	100 CL	R2C65	5.30
41 CL	RC45	.90	100 OL	R5C38	10.76
41 OL	RC86	1.72	100 HRC - 10 FT	R130C78	261.56
43-65 RC - 10 FT	R09C20	18.40	100 HCL	R3C39	6.78
43-65 CL	RC32	.64	100 HOL	R8C46	16.92
43-65 OL	RC83	1.66	120 RC - 10 FT	R171C43	342.86
50 RC - 50 FT	R131C35	262.70	120 CL	R5C92	11.84
50 RC - 10 FT	R26C27	52.54	120 OL	R7C11	14.22
50 CL	RC56	1.12	140 RC - 10 FT	R235C91	471.82
50 OL	R1C10	2.20	140 CL	R8C29	16.58
50-2 RC - 50 FT	R288C97	577.94	140 OL	R10C32	20.64
50-2 RC - 10 FT	R57C79	115.58	2040 RC - 50 FT	R80C23	160.46
50-2 CL	R1C10	2.20	2040 RC - 10 FT	R16C04	32.08
50-2 OL	R2C20	4.40	2040 CL	RC61	1.22
60 RC - 50 FT	R154C78	309.56	2040 OL	R1C24	2.48
60 RC - 10 FT	R30C95	61.90	2050 RC - 50 FT	R106C50	213.00
60 CL	RC63	1.26	2050 RC - 10 FT	R21C30	42.60
60 OL	R1C37	2.74	2050 CL	RC86	1.72
60 HRC - 50 FT	R216C55	433.10	2050 OL	R1C66	3.32
60 HRC - 10 FT	R43C31	86.62	2060 RC - 50 FT	R132C06	264.12
60 HCL	RC93	1.86	2060 RC - 10 FT	R26C41	52.82
60 HOL	R1C77	3.54	2060 CL	RC99	1.98
			2060 OL	R1C95	3.90

STEEL DETACHABLE CHAIN

- DETACHABLE CHAIN IS MADE FROM SPECIAL ANALYSIS HOT STRIP STEEL.
- THE LINKS ARE PRECISION FORMED FOR PITCH UNIFORMITY AND HEAT TREATED TO ASSURE HIGH STRENGTH AND LONG WEAR LIFE.
- THE LINKS CAN EASILY BE ASSEMBLED OR DISASSEMBLED OR DISASSEMBLED BY FLEXING THE CHAIN AND TAPPING THE LINK IN OR OUT.
- ALL STEEL SPROCKET CHAIN IS CARRIED IN 10 FT ROLLS.
- WE DO NOT BREAK ROLLS.



CHAIN NO.	STOCK	LINKS 10FT	MAX.	MIN	P	M	E	D	T	LIST
			STRENGTH LBS	STRENGTH LBS						
25	S35C90	133	950	760	.904	45/64	.438	.422	.073±.006	\$71.80
32	S37C14	104	1650	1320	1.157	15/16	.610	.594	.090±.006	74.28
32W	S35C46	104	1650	1320	1.157	11/16	.610	.594	.079±.006	70.92
33	S40C60	86	1650	1320	1.402	11/16	.627	.610	.095±.006	81.20
42	S38C32	87	2300	1680	1.375	1 7/32	.800	.781	.105±.006	76.64
50H	S41C80	87	2600	2240	1.375	1 9/32	.798	.781	.125±.006	83.60
51	S40C30	106	2100	1680	1.133	1 3/32	.720	.703	.105±.006	80.60
52	S38C30	80	2700	2160	1.508	1 13/32	.760	.840	.125±.006	76.60
55	S42C98	74	2800	2240	1.630	1 9/32	.813	.796	.125±.006	85.96
62	S60C38	73	4200	3520	1.654	1 9/16	1.002	.984	.148±.007	120.76
62A	S95C00	72	5500	4000	1.664	1 15/16	1.002	.984	.172±.007	190.00
62H	S64C80	73	4400	3600	1.654	1 7/8	1.002	.984	.148±.007	129.60
67H	S82C24	52	5500	4400	2.313	1 7/8	1.110	1.093	.185±.007	164.48
67W	S67C62	52	4800	3800	2.313	2 3/8	1.110	1.093	.148±.007	135.24
70	S78C00	60	4800	4000	2.013	1 15/16	1.110	1.093	.172±.007	156.00
72	S78C00	59	4800	4000	2.025	1 15/16	1.110	1.093	.172±.007	156.00
72 1/2	S83C30	73	4500	3600	1.643	2	1.172	1.156	.148±.007	166.60
S	S81C40	41	4800	3840	2.906	1 15/16	1.116	1.093	.172±.007	162.80



AE & AE3
FOR 67H & 67XH
RIGHT & LEFT



AS
FOR 67H & 67XH
RIGHT & LEFT



A1
FOR 42, 55, 62
RIGHT & LEFT



A2
FOR 55 & 62
RIGHT & LEFT



A2W
FOR 68H
RIGHT & LEFT



K1
FOR 55 & 62



SB
FOR S
RIGHT & LEFT



SFS1
FOR 62



CO
STEEL CHAIN COUPLER
FOR 55 & 62



C1, C11, C15
FOR 55 & 62



G27
FOR 55 & 62
RIGHT & LEFT



HB4
FOR 55 & 62

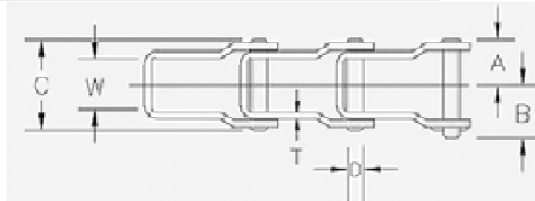
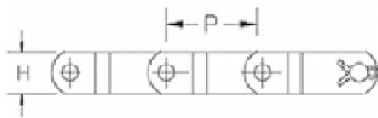


SD, SE & SH
FOR 32W, 55 & 62



SWH
FOR 67H

STEEL PINTLE CHAIN



<u>CHAIN NO</u>	<u>STOCK NO</u>	<u>LINKS 10 FT</u>	<u>PITCH P</u>	<u>OVERALL WIDTH B</u>	<u>INSIDE WIDTH C</u>	<u>PIN DIA. D</u>	<u>HEIGHT H</u>	<u>THICKNESS T</u>	<u>LIST</u>
662	P78C24	72	1.664	1 5/8	29/32	.281	.720	.125	\$156.48
662CL	C5L34	WITH PINS							10.68
667H	P76C82	52	2.313	1 47/64	1	.312	.875	.125	153.64
667H CL	C4L93	WITH PINS							9.86
667X	P112C60	53	2.250	1 61/64	11/16	.437	.937	.170	225.20
667X CL	C6L73	WITH PINS							13.46
667XH	P180C20	53	2.250	2 5/16	15/64	.469	1.062	.224	360.40
667XH CL	C8L38	WITH PINS							16.76

WE ONLY STOCK THE 10 FT COILS.


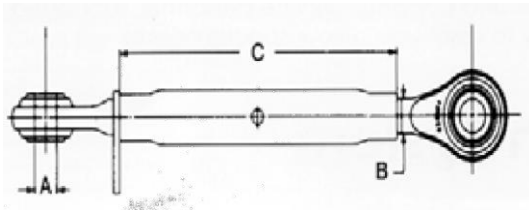
SEE PINTLE CHAIN SPROCKETS ON PAGE 109

- METRIC
- STAINLESS
- NICKEL PLATED
- ELEVATOR & CONVEYOR
- LEAF CHAIN

NON STOCK BUT AVAILABLE IN 1-2 DAYS



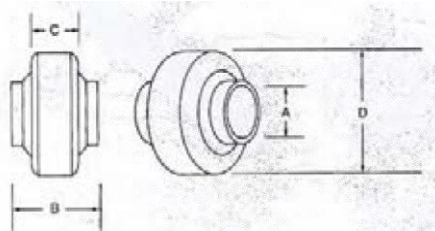
FORGED TOP LINKS



<u>MODEL</u>	<u>STOCK</u>	<u>PART NO</u>	<u>CAT.</u>	<u>A</u> <u>PIN HOLE</u> <u>SIZE</u>	<u>B</u> <u>THREADS</u>	<u>C</u> <u>BODY</u> <u>LENGTH</u>	<u>D</u> <u>CLOSED</u> <u>LENGTH</u>	<u>OPEN</u> <u>LENGTH</u>	<u>LIST</u>
S01060500	T23L93	TL165	1	3/4"	1 1/8" NC	16"	21"	31"	\$47.86
S01070300	T50L00	TL173	2	1"	1 1/4" NC	16"	23"	32"	100.00
S01070400	T29L74	TL174	2	1"	1 1/8" NC	16"	21"	31"	59.48
S01080700	T112L72	TL187	3	1 1/4"	1 3/8" NC	19 1/2"	25 1/2"	37"	225.44

TOP LINK BALL SOCKETS

WELD-ON TOP LINK BALL SOCKETS TO FIT CATEGORY 0 THROUGH CATEGORY 3 TRACTORS
AVAILABLE IN BLACK OXIDE AND YELLOW ZINC DICHROMATE PLATED VERSIONS

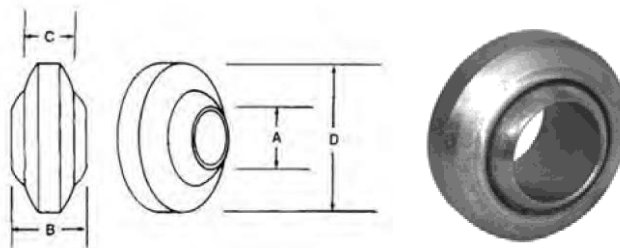


<u>MODEL</u>	<u>STOCK</u>	<u>PART NO.</u>	<u>CAT.</u>	<u>DESCRIPTION</u>	<u>A</u> <u>PIN HOLE</u> <u>SIZE</u>	<u>B</u> <u>LENGTH</u> <u>THRU BORE</u>	<u>C</u> <u>SLEEVE</u> <u>WIDT</u>	<u>D</u> <u>SLEEVE</u> <u>O.D.</u>	<u>LIST</u>
S02022500	B5S44	B2225	0	STANDARD, BLACK	5/8"	1"	3/4"	2"	\$10.88
S02010300	B6S02	B213	1	STANDARD, BLACK	3/4"	1 5/8"	3/4"	2"	12.04
S02010600	B6S67	B216	1	STANDARD, PLATED	3/4"	1 5/8"	3/4"	2"	13.34
S02010200	B6S86	B212	1	HEAVY, BLACK	3/4"	1 5/8"	7/8"	2 1/8"	13.72
S02010500	B7S32	B215	1	HEAVY, PLATED	3/4"	1 5/8"	7/8"	2 1/8"	14.64
S02020500	B7S34	B225	1	EXTRA HEAVY, BLACK	3/4"	1 3/8"	7/8"	2 3/8"	14.68
S02030500	B11S03	B235	1 & 2	STANDARD, BLACK	3/4" & 1"	1 1/2" & 1 1/4"	7/8"	2 3/8"	22.06
S02010100	B8S29	B211	2	STANDARD, BLACK	1"	1 3/4"	7/8"	2 3/8"	16.58
S02010400	B8S44	B214	2	STANDARD, PLATED	1"	1 3/4"	7/8"	2 3/8"	16.88
S02020700	B8S53	B227	2	STANDARD, BLACK	1"	1 1/4"	7/8"	2 3/8"	17.06
S02020800	B9S37	B228	2	STANDARD, PLATED	1"	1 1/4"	7/8"	2 3/8"	18.74
S02021900	B10S81	B2219	2	HEAVY, BLACK	1"	1 3/4"	1 3/16"	2 3/4"	21.62
S02022900	B14S48	B2229	3	STANDARD, BLACK	1 1/4"	1 3/4"	1	3 1/8"	28.96



LIFT ARM BALL SOCKETS

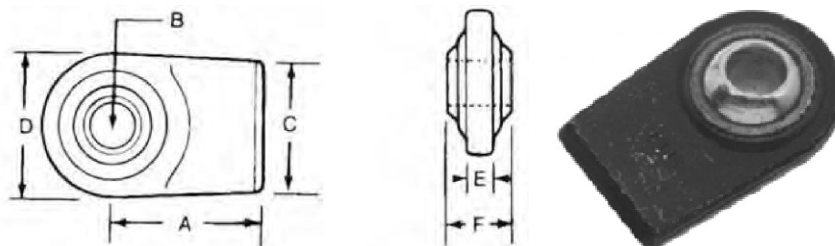
WELD-ON LIFT ARM BALL SOCKETS TO FIT CATEGORY 0 THROUGH CATEGORY 3 TRACTORS
AVAILABLE IN BLACK OXIDE AND YELLOW ZINC DICHROMATE PLATED VERSIONS



<u>MODEL</u>	<u>STOCK</u>	<u>PART NO.</u>	<u>CAT.</u>	<u>DESCRIPTION</u>	<u>A</u> <u>PIN HOLE</u> <u>SIZE</u>	<u>B</u> <u>LENGTH</u> <u>THRU BORE</u>	<u>C</u> <u>SLEEVE</u> <u>WIDTH</u>	<u>D</u> <u>SLEEVE</u> <u>O.D.</u>	<u>LIST</u>
S02022500	B5S44	B2225	0	STANDARD, BLACK	5/8"	1"	3/4"	2"	\$10.88
S02020100	B7S59	B221	1	STANDARD, BLACK	7/8"	1 3/8"	7/8"	2 3/8"	15.18
S02020300	B8S49	B223	1	STANDARD, PLATED	7/8"	1 3/8"	7/8"	2 3/8"	16.98
S02030100	B19S31	B231	1 & 2	HEAVY, BLACK	7/8" & 1 1/8"	1 3/4" BOTH	1 3/16"	2 3/4"	38.62
S02030300	B15S60	B233	1 & 2	EXTRA HEAVY, BLACK	7/8" & 1 1/8"	1 3/4" BOTH	1 3/8"	3 1/8"	31.20
S02020200	B8S61	B222	2	STANDARD, BLACK	1 1/8"	15/16"	15/16"	2 3/8"	17.22
S02020400	B9S19	B224	2	STANDARD, PLATED	1 1/8"	15/16"	15/16"	2 3/8"	18.38
S02021500	B13S92	B2215	2	EXTRA HEAVY, BLACK	1 1/8"	1 3/4"	1 3/8"	3 1/8"	27.84
S02023100	B15S75	B2231	3	STANDARD, BLACK	1 7/16"	1 3/4"	1 11/32"	3 1/2"	31.50

LIFT ARM REPAIR ENDS

CATEGORY 1, 2 AND 3 LIFT ARM REPAIR ENDS

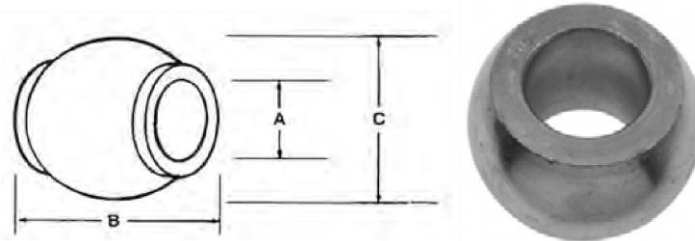


<u>MODEL</u>	<u>STOCK</u>	<u>PART#</u>	<u>CAT.</u>	<u>DESCRIPTION</u>	<u>A</u>	<u>B</u>	<u>C</u>	<u>D</u>	<u>E</u>	<u>F</u>	<u>LIST</u>
S03032200	R13E01	LA3322	1	LIFT ARM END-STRAIGHT	2 3/4"	7/8"	2 3/8"	2 5/8"	5/8"	1 3/8"	\$26.02
S03032500	R18E66	LA3325	2	LIFT ARM END-STRAIGHT	3 1/8"	1 1/8"	2 3/4"	3 1/8"	3/4"	1 3/4"	37.32
S03033000	R25E64	LA3330	3	LIFT ARM END-STRAIGHT	3 3/8"	1 7/16"	3"	3 1/2"	3/4"	1 3/4"	51.28



REPLACEMENT BALLS

TOP LINK AND LIFT ARM BALLS FOR FORD, JOHN DEERE, OLIVER AND OTHER TRACTORS
DESIGNED TO REPLACE ORIGINAL BALLS
YELLOW ZINC DICHROMATE PLATING



<u>MODEL</u>	<u>STOCK</u>	<u>PART NO.</u>	<u>CAT.</u>	<u>DESCRIPTION</u>	<u>A PIN HOLE SIZE</u>	<u>B LENGTH THRU BORE</u>	<u>C BALL DIAM.</u>	<u>LIST</u>
S02040100	R4B94	B241	1	JOHN DEERE & OLIVER TOP LINK BALL; REPLACES DEERE F2680, OLIVER 105968A	3/4"	1 3/4"	2"	\$9.88
S02040200	R4B94	B242	2	JOHN DEERE & OLIVER TOP LINK BALL; REPLACES DEERE F2681, OLIVER 104585A	1"	1 3/4"	2"	9.88
S02040300	R4B94	B243	1	FORD LIFT ARM BALL; REPLACES FORD DDN995233; FITS 3000, 4000, 5000	7/8"	1 3/8"	2 1/4"	10.50
S02040400	R5B25	B244	2	FORD LIFT ARM BALL; REPLACES FORD C6NN667A; FITS FORD 3000, 4000, 5000	1 1/8"	1 3/4"	2 1/4"	10.50
S02040500	R5B25	B245	1	OLIVER LIFT ARM BALL; REPLACES OLIVER 105967A; FITS MODELS WITH CLAW TYPE LIFT ARM	7/8"	1 3/8"	2"	10.50
S02040600	R4B94	B246	2	OLIVER LIFT ARM BALL; REPLACES OLIVER 104591A; FITS ALL MODELS WITH CLAW TYPE LIFT ARM	1 1/8"	1 3/4"	2"	9.88
S02040700	R4B94	B247	2	FORD LIFT ARM BALL; NARROW WIDTH; REPLACES C6NN557B	1 1/8"	1 3/8"	2 1/4"	9.88

DETENT PINS

BALL DETENT ALLOWS FOR FAST AND EASY INSERTION AND REMOVAL OF PIN. REPLACES PINS THAT REQUIRE A COTTER PIN.
ZINC PLATED CARBON STEEL



<u>MODEL</u>	<u>STOCK</u>	<u>PART NO.</u>	<u>DIAMETER</u>	<u>USABLE LENGTH</u>	<u>OVERALL LENGTH</u>	<u>LIST</u>
S07120600	DP67	P71206	3/16"	2"	2 3/8"	\$1.34
S07123300	DP86	P71233	5/16"	2 1/2"	3 1/32"	1.72
S07121800	DP70	P71218	1/4"	2 1/2"	2 15/16"	1.40
S07125200	DP93	P71252	3/8"	2 1/2"	3 1/8"	1.86
S07128400	D1P49	P71284	1/2"	3"	3 25/32"	2.98



REDUCER BUSHINGS

- USED IN THE PIN HOLE OF A TOP LINK OR LIFT ARM TO ALLOW A SMALLER CATEGORY PIN TO FIT.
- YELLOW ZINC DICHROMATE PLATING.



TOP LINK REDUCER BUSHING

LIFT ARM REDUCER BUSHING

<u>MODEL</u>	<u>STOCK</u>	<u>PART NO.</u>	<u>CAT.</u>	<u>DESCRIPTION</u>	<u>OUTSIDE DIAM.</u>	<u>INSIDE DIAM.</u>	<u>LENGTH</u>	<u>LIST</u>
S08030100	R1B04	B831	1-2	FITS ALL CATEGORY 1 TOP LINK PINS; REPLACES FORD C7NN6993A	1"	3/4"	1 15/16"	\$2.08
S08022000	R1B00	B8220	1-2	FITS ALL CATEGORY 1 TOP LINK PINS; SHORT	1"	3/4"	1 5/8"	2.00
S08030300	R1B35	B833	2-3	FITS ALL CATEGORY 2 TOP LINK PINS	1 1/4"	1"	1 15/16"	2.70
S08020100	R1B06	B821	1-2	FITS ALL CATEGORY 1 LIFT ARM PINS; FORD C7NN6992A	1 1/8"	7/8"	1 3/4"	2.12
S08030200	R1B32	B832	2-3	FITS ALL CATEGORY 2 LIFT ARM PINS	1 7/16"	1 1/8"	1 3/4"	2.64
S08032000	R3B08	B8320	2-3	FITS ALL CATEGORY 2 LIFT ARM PINS; EXTRA LONG	1 7/16"	1 1/8"	3 1/4"	6.16
S08031200	R2B77	B8312	2-3	FITS ALL CATEGORY 2 LIFT ARM PINS; 15/32" LYNCH PIN HOLE	1 7/16"	1 1/8"	2 1/2"	5.54
S08031900	R2B66	B8319	2-3	FITS ALL CATEGORY 2 LIFT ARM PINS	1 7/16"	1 1/8"	2 3/4"	5.32

CLEVIS TYPE DRAW PIN

- FOR USE WITH IMPLEMENTS WITH YOKE TYPE MOUNTINGS
- YELLOW ZINC DICHROMATE PLATED



<u>MODEL</u>	<u>STOCK</u>	<u>PART NO.</u>	<u>CAT.</u>	<u>PIN DIAM.</u>	<u>USABLE LENGTH</u>	<u>OVERALL LENGTH</u>	<u>LIST</u>
S07071000	D6P37	P7710	3	1 7/16"	3 3/8"	5 3/8"	\$12.74

TOP LINK PINS



- SIZES AND STYLES FOR CATEGORY 1
- THROUGH 3 TRACTORS. YELLOW ZINC DICHROMATE PLATED

<u>MODEL</u>	<u>STOCK</u>	<u>PART NO.</u>	<u>CAT.</u>	<u>DESCRIPTION</u>	<u>PIN DIAM.</u>	<u>USABLE LENGTH</u>	<u>OVERALL LENGTH</u>	<u>LIST</u>
S07070100	T1P49	P771	1	REPLACES FORD 9N-560, FERGUSON 195647M1	3/4"	2 3/4"	4 1/2"	\$2.98
S07070200	T1P72	P772	1	LONG TOP LINK PIN; REPLACES FERGUSON 195589M1, AC339942	3/4"	3 7/8"	5 1/2"	3.44
S07070400	T3P36	P774	2	REPLACES FORD C5NN486A	1"	4 3/8"	6"	6.72
S07071100	T6P90	P7711	3	TOP LINK PIN	1 1/4"	4 5/8"	6	13.80

HITCH PIN

- ECONOMY HITCH PIN FOR NUMEROUS APPLICATIONS
- YELLOW ZINC DICHROMATE PLATING



<u>MODEL</u>	<u>STOCK</u>	<u>PART NO.</u>	<u>PIN DIAM.</u>	<u>USABLE LENGTH</u>	<u>OVERALL LENGTH</u>	<u>LIST</u>
S07100100	H1P75	P7101	5/8"	5"	6 3/8"	\$3.50
S07100500	H4P17	P7104	1"	5"	6 3/8"	8.34



STABILIZER PIN

- STABILIZER STUB PIN FOR STABILIZER KIT
- YELLOW ZINC DICROMATE PLATED



<u>MODEL</u>	<u>STOCK</u>	<u>PART NO.</u>	<u>PIN DIAM.</u>	<u>USABLE DIAM.</u>	<u>OVERALL LENGTH</u>	<u>THREAD DIAMETER</u>	<u>LIST</u>
S07080100	S1P74	P781	7/8"	3/8"	2 5/8"	5/8" NF	\$3.48

DRAW PINS (LIFT ARM PINS)



P722 ADJUSTABLE



P728 FORGED SHOULDER



P724 CAT. 1 TO 2



P7249 CAT. 1 & 2



P7243 CAT. 2 TO 3

<u>MODEL</u>	<u>STOCK</u>	<u>PART NO.</u>	<u>CAT.</u>	<u>DESCRIPTION</u>	<u>PIN DIAM.</u>	<u>USABLE LENGTH</u>	<u>OVERALL LENGTH</u>	<u>THREAD DIAM.</u>	<u>THREAD LENGTH</u>	<u>LIST</u>
S07022000	D2P06	P7220	0	ADJUSTABLE, UNIVERSAL	5/8"	ADJ.	3 7/8"	5/8"NF	2"	\$4.12
S07030200	D2P47	P722	1	ADJUSTABLE, UNIVERSAL	7/8"	ADJ.	5"	7/8"NF	2 5/8"	4.94
S07020800	D2P19	P728	1	FORGED; UNIVERSAL	7/8"	1 3/4"	5 1/2"	7/8"NF	1 5/8"	4.38
S07021900	D3P77	P7219	1	ADJUSTABLE; UNIVERSAL; EXTRA LONG	7/8"	ADJ.	6 1/4"	7/8"NF	3 1/2"	7.54
S07024600	D7P63	P7246	1 to 2	FORGED; EXTRA LONG TO WORK CAT. 1 IMPLEMENTS ON CAT. 2 TRACTOR	1 1/8"	2 1/4"	6 5/16"	7/8"NF	2 1/4"	15.26
S07020400	D4P64	P724	1 to 2	ADJUSTABLE; TO WORK CAT. 1 IMPLEMENTS ON CAT. 2 TRACTOR	1 1/8"	ADJ.	5 1/4"	7/8"NF	2 7/16"	9.28
S07024000	D4P45	P7240	1 to 2	FORGED; TO WORK CAT. 1 IMPLEMENTS ON CAT. 2 TRACTOR	1 1/8"	1 13/16"	5 1/4"	7/8"NF	1 5/8"	8.90
S07024900	D8P84	P7249	1 & 2	FORGED; UNIVERSAL	1 1/8" & 7/8"	2 1/16"	8"	1"NF	1 1/4"	17.68
S07020100	D6P51	P721	2	ADJUSTABLE; UNIVERSAL	1 1/8"	ADJ.	6 1/8"	1 1/8"NF	3 3/8"	13.02
S07032300	D5P95	P7212	2	FORGED; UNIVERSAL	1 1/8"	1 3/4"	6 1/8"	1 1/8"NF	2 3/8"	11.90
S07020600	D8P40	P726	2 to 1	FORGED; TO WORK CAT. 2 IMPLEMENTS ON CAT. 1 TRACTOR	7/8"	1 3/4"	5 3/4"	1 1/8"NF	2 3/8"	16.80
S0721100	D12P66	P7211	2 to 3	ADJUSTABLE; TO WORK CAT. 2 IMPLEMENTS ON CAT. 3 TRACTOR	1 7/16"	ADJ.	6 1/2"	1 1/8"NF	3 3/8"	25.32
S07024300	D14P20	P7243	2 to 3	FORGED; TO WORK CAT. CAT. 2 IMPLEMENTS ON CAT. 3 TRACTOR	1 7/16"	1 7/8"	5 3/4"	1 1/8"NF	1 1/2"	28.40



PTO ADAPTERS & ACCESSORIES

YELLOW ZINC DICHROMATE PLATED



SP1662



SP16610



SP1664



SP16630



SP1667

<u>MODEL</u>	<u>STOCK</u>	<u>PART NO.</u>	<u>DESCRIPTION</u>	<u>MALE SPLINE</u>	<u>FEMALE SPLINE</u>	<u>EXTENDS PTO</u>	<u>OVERALL LENGTH</u>	<u>LIST</u>
S16060000	P9A53	SP1660	SLEEVE INCREASER; FORD 231082	1 3/8" X 6	1 1/8" X 6	0	2"	\$19.06
S16060200	P9A47	SP1662	SLEEVE INCREASER; ALL TRACTORS EXCEPT FORD	1 3/8" X 6	1 1/8" X 6	0	2 1/4"	19.84
S16060300	P26A10	SP1663	PTO SPLINE ADAPTER; CONVERTS 21 SPLINE 1000 RPM TO 6 SPLINE 540 RPM	1 3/8" X 6	1 3/8" X 21	3 1/4"	5 7/8"	52.20
S16060400	P20A09	SP1664	UNIVERSAL REDUCER	1 1/8" X 6	1 3/8" X 6	3 5/16"	5 1/8"	40.18
S16060600	P13A32	SP1666	PTO SHORT INCREASER	1 3/8" X 6	1 1/8" X 6	1 1/8"	3 1/4"	26.64
S16060700	P60A12	SP1667	PTO SPLINE ADAPTER; 20M TO 6 SPLINE; SET SCREW LOCK	1 3/8" X 6	1 3/4" X 20	4 5/8"	7 1/2"	120.24
S16060800	P19A48	SP1668	PTO EXTENDER	1 3/8" X 6	1 3/8" X 6	3 5/16"	5 1/8"	38.96
S16061000	P31A36	SP16610	PTO SPLINE ADAPTER WITH QUICK-RELEASE; CONVERTS 21 SPLINE 1000 RPM TO 21 SPLINE 540 RPM	1 3/8" X 6	1 3/8" X 21	3 7/8"	3 1/2"	62.72
S16061100	P32A79	SP16611	PTO SPLINE ADAPTER WITH QUICK-RELEASE; CONVERTS 6 SPLINE 540 RPM TO 21 SPLINE 1000 RPM	1 3/8" X 21	1 3/8" X 6	4 1/8"	6 1/2"	65.58
S16061300	P32A61	SP16613	PTO EXTENDER WITH QUICK-RELEASE; 21 SPLINE 1000 RPM	1 3/8" X 21	1 3/8" X 21	4 1/8"	5 7/8"	65.22
S16061500	P60A11	SP16615	PTO SPLINE ADAPTOR; 20 TO 21 SPLINE; SET SCREW LOCK	1 3/8" X 21	1 3/4" X 20	4 5/8"	7"	120.22
S16063000	P63A04	SP16630	OVER-RUNNING CLUTCH; MAXIMUM 1000 RPM OPERATING SPEED	1 3/8" X 6	1 3/8" X 6	3 13/16"	6 1/2"	126.08

LYNCH PINS

<u>MODEL</u>	<u>STOCK</u>	<u>PART NO.</u>	<u>DESCRIPTION</u>	<u>PIN DIAM.</u>	<u>USABLE LENGTH</u>	<u>SHANK LENGTH</u>	<u>OVERALL LENGTH</u>	<u>LIST</u>
S07091900	LP30	P7919	STANDARD	3/16"	1"	1 3/8"	1 5/8"	\$.60
S07090100	LP30	P791	STANDARD	7/16"	1 1/4"	1 3/4"	2"	.60



MORE LYNCH PINS ON NEXT PAGE



LYNCH PINS (QUICK PINS)

PRECISION MADE, FORGED FROM HIGH CARBON STEEL

<u>MODEL</u>	<u>STOCK</u>	<u>DIAMETER</u>	<u>USABLE LENGTH</u>	<u>LIST</u>
250-14QP	QP81	1/4"	1 1/4"	\$1.62
516-19QP	QP96	5/16"	1 3/8"	1.92
716-14QP	QP64	7/16"	1 1/2"	1.29



LYNCH PINS

FORGED FASTENERS FOR NUMROUS FARM AND OTHER APPLICATIONS.
YELLOW ZINC DICHROMATE PLATED

<u>MODEL</u>	<u>STOCK</u>	<u>DESCRIPTION</u>	<u>PIN DIA.</u>	<u>OVERALL LENGTH</u>	<u>LIST</u>
1/4-16LP	L1P09	ROUND	1/4"	1 3/4"	\$2.18
3/8-13LP	L1P05	ROUND	5/16"	1 3/8"	2.10
3/8-16LP	L1P09	ROUND	5/16"	1 3/4"	2.18
3/8-22LP	L1P12	SQUARE	5/16"	2 1/2"	2.24
1/4-22LP	L1P15	SQUARE	1/4"	2 1/2"	2.30
5/16-22LP	L1P09	SQUARE	5/16"	2 1/2"	2.18



HITCH PINS

THE ORIGINAL SAFETY HITCH PIN
CARBON STEEL WITH ZINC PLATING


<u>MODEL</u>	<u>STOCK</u>	<u>DIA.</u>	<u>USABLE LENGTH</u>	<u>LIST</u>
<u>STANDARD PINS WITH SAFETY LOCK</u>				
12S	H5P66	1/2"	3 1/2"	\$11.32
58S	H6P25	5/8"	3 1/2"	12.50
34S	H7P04	3/4"	3 1/2"	14.08
78S	H8P34	7/8"	3 1/2"	16.68
<u>LONG PIN WITH SAFETY LOCK</u>				
346S	H8P51	3/4"	6"	17.02
<u>BALER PIN WITH SAFETY LOCK</u>				
625B	H10P00	13/16"	6 1/4"	20.00
<u>STANDARD PINS WITH HAIR PIN LOCKS</u>				
12H	H3P03	1/2"	3 1/2"	6.06
58H	H4P34	5/8"	4 1/2"	8.68
34H	H5P51	3/4"	4 1/2"	11.02
100H	H8P21	1"	4 1/2"	16.42
<u>LONG PINS WITH HAIR PIN LOCKS</u>				
586H	H4P81	5/8"	6"	9.62
346H	H5P68	3/4"	6"	11.36
786H	H7P86	7/8"	6"	15.72
1006H	H10P06	1"	6"	20.12
1187H	H12P09	1 1/8"	7"	24.18



CLEVIS PINS

FOR HYDRAULIC CYLINDERS

<u>MODEL</u>	<u>STOCK</u>	<u>DESCRIPTION</u>	<u>LIST</u>
1017C	C3P03	1" X 2 7/8" OVERALL LENGTH	\$6.06
1022C	C3P49	1" X 3 1/2" OVERALL LENGTH	6.98
CP-HP	CP24	HAIRPIN CLIP	.48



RED TOP PINS

- THE "ORIGINAL" HITCHPIN WITH THE RED PLASTISOL COATED HEAD.
- THESE PINS ARE MADE OF HIGH TENSILE STEEL AND HEAT TREATED.
- HAIRPIN CLIP INCLUDED.




<u>MODEL</u>	<u>PART NO</u>	<u>STOCK</u>	<u>SHAFT DIA.</u>	<u>USABLE LENGTH</u>	<u>LIST</u>
H12	00113	R3T71	1/2"	3 5/8"	\$7.43
H58	00123	R4T25	5/8"	5 1/2"	8.50
H34	00133	R4T88	3/4"	6 1/2"	9.76
H78	00143	R5T98	7/8"	6 1/2"	11.96
H100	00153	R8T08	1"	7 1/2"	16.16
H100-12	00353	R19T82	1"	12"	39.64
H1125	00163	R14T47	1 1/8"	8 1/2"	28.93
H1125-12	00363	R26T04	1 1/8"	12"	52.07
H1250	00173	R14T08	1 1/4"	8 1/2"	28.17
H1250-12	00373	R25T15	1 1/4"	12"	50.31
H1500	00183	R19T95	1 1/2"	8 1/2"	39.90
H1500-13	00383	R36T32	1 1/2"	13"	72.64

SNAP LOCK PINS

CARBON STEEL WITH ZINC FINISH

<u>MODEL</u>	<u>STOCK</u>	<u>LIST</u>
34SL	S5L75	\$11.50
58SL	S5L17	10.34



NOTES

SET COLLARS

- TOUGH, DURABLE, HIGH QUALITY STEEL COLLARS
- FITTED WITH SOCKET HEAD SCREW SET

<u>MODEL</u>	<u>STOCK</u>	<u>SIZE</u>	<u>LIST</u>
5/16SC	SC42	5/16"	\$.84
1/4SC	S1C40	3/8"	2.80
1/2SC	S1C81	1/2"	3.62
5/8SC	S2C10	5/8"	4.20
3/4SC	S2C23	3/4"	4.46
7/8SC	S2C22	7/8"	4.44
15/16SC	S3C34	15/16"	6.68
1SC	S3C34	1"	6.68
1 1/8SC	S4C16	1 1/8"	8.32
1 3/16SC	S5C79	1 3/16"	11.58
1 1/4SC	S5C79	1 1/4"	11.58
1 3/8SC	S6C82	1 3/8"	13.64
1 7/16SC	S7C36	1 7/16"	14.72
1 1/2SC	S7C37	1 1/2"	14.74
<u>DOUBLE SPLIT</u>			
SC-DSA-18	S4C38	3/16"	8.76
SC-DSA-25	S4C68	1/4"	9.36
SC-DSA-31	S4C68	5/16"	9.36
SC-DSA-37	S4C84	3/8"	9.68
SC-DSA-43	S4C92	7/16"	9.84
SC-DSA-50	S4C74	1/2"	9.48
SC-DSA-62	S5C16	5/8"	10.32
SC-DSA-75	S5C80	3/4"	11.60
SC-DSA-87	S5C72	7/8"	11.44
SC-DSA-93	S6C26	15/16"	12.52
SC-DSA-100	S6C70	1"	13.40
SC-DSA-112	S6C70	1 1/8"	13.40
SC-DSA-118	S6C60	1 3/16"	13.20
SC-DSA-125	S6C60	1 1/4"	13.20
SC-DSA-137	S7C18	1 3/8"	14.36
SC-DSA-143	S7C18	1 7/16"	14.36
SC-DSA-162	S7C14	1 5/8"	14.28
SC-DSA-150	S8C04	1 1/2"	16.08
SC-DSA-175	S10C04	1 3/4"	20.08
SC-DSA-187	S10C04	1 7/8"	20.08
SC-DSA-168	S10C04	1 11/16"	20.08
SC-DSA-193	S10C80	1 15/16"	21.60
SC-DSA-200	S10C80	2"	21.60



HAIR PIN COTTERS

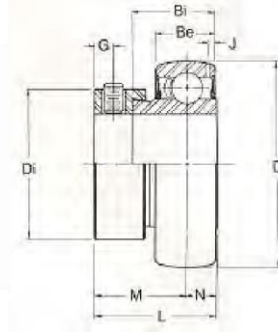
A REUSABLE COTTER WHICH CAN BE INSERTED AND REMOVED QUICKLY

<u>MODEL</u>	<u>STOCK/100</u>	<u>WIRE DIA.</u>	<u>OVERALL LENGTH</u>	<u>ID OF EYE</u>	<u>LIST/100</u>
#213	H3C00	.080	1 3/16"	1/4"	\$6.00
#203	H3C74	.093	1 5/8"	3/8"	7.48
#211	H16C00	.125	2 9/16"	9/16"	32.00
#209	H24C00	.148	3 5/16"	3/4"	48.00
#206	H31C00	.177	3 1/4"	15/16"	62.00
#208	H35C00	.177	3 3/4"	15/16"	70.00
#219	H55C20	.243	4"	15/16"	110.40
#220	H104C66	.310	4 1/16"	7/8"	209.32



MANKO FLANGETTE BEARINGS

- ECCENTRIC CAM LOCKING
- NARROW INNER RING
- RELUBE TYPE - RELUBRICATED



BEARING

NO.	STOCK	SHAFT DIA.	DIMINISONS IN INCHES				GROUP	LIST
		DIA.	D	L	Bi	Be		
JEC-1/2	F10B93	1/2"	1.5748	1.125	.752	.4724	1	\$21.87
JEC-5/8	F10B15	5/8"	1.5748	1.125	.752	.4724	1	20.30
JEC-3/4	F9B84	3/4"	1.8504	1.219	.846	.5512	2	19.68
JEC-7/8	F10B27	7/8"	2.0472	1.219	.846	.5906	3	20.54
JEC-15/16	F10B27	15/16"	2.0472	1.219	.846	.5906	3	20.54
JEC-1	F11B41	1"	2.0472	1.219	.846	.5906	3	19.28
JEC-1 1/8	F15B65	1 1/8"	2.4409	1.406	.937	.7087	4	31.30
JEC-1 3/16	F15B65	1 3/16"	2.4409	1.406	.937	.7087	4	31.30
JEC-1 1/4L	F20B00	1 1/4"	2.4409	1.406	.937	.7087	4	40.00
JEC-1 1/4H	F14B50	1 1/4"	2.8346	1.531	1.000	.7480	5	29.00
JEC-1 3/8	F20B14	1 3/8"	2.8346	1.531	1.000	.7480	5	40.28
JEC-1 7/16	F16B87	1 7/16"	2.8346	1.531	1.000	.7480	5	33.74
JEC-1 1/2	F24B50	1 1/2"	3.1496	1.719	1.187	.8268	6	49.00



PILLOW BLOCKS

- CAST IRON HOUSINGS
- SELF-ALIGNING
- ECCENTRIC CAM LOCKING
- RELUBE TYPE - PRELUBRICATED
- BEARING NUMBER (JEC)



2 BOLT


MODEL	STOCK	SHAFT DIA.	LIST
JECP-3/4	P16B40	3/4"	\$32.80
JECP-7/8	P18B25	7/8"	36.50
JECP-1	P18B72	1"	37.44
JECP-1 1/8	P24B77	1 1/8"	49.54
JECP-1 3/16	P28B95	1 3/16"	57.90
JECP-1 1/4L(SMALL)	P23B30	1 1/4"	46.60
JECP-1 1/4H(LARGE)	P29B09	1 1/4"	58.18
JECP-1 3/8	P29B01	1 3/8"	58.02
JECP-1 1/2	P46B71	1 1/2"	93.42
JECP-2	P47B40	2"	94.80

2 BOLT LEMON

MODEL	STOCK	SHAFT DIA.	LIST
JECT-3/4	P21B10	3/4"	\$42.20
JECT-7/8	P15B41	7/8"	30.82
JECT-1	P29B01	1"	58.02
JECT-1 1/8	P31B08	1 1/8"	62.16
JECT-1 1/4L(SMALL)	P31B92	1 1/4"	63.84
JECT-1 1/4H(LARGE)	P31B73	1 1/4"	63.46
JECT-1 3/8	P39B66	1 3/8"	79.32
JECT-1 1/2	P46B32	1 1/2"	92.64

4 BOLT

MODEL	STOCK	SHAFT DIA.	LIST
JECF-3/4	F15U64	3/4"	\$31.28
JECF-7/8	F17U59	7/8"	35.18
JECF-1	F18U67	1"	37.34
JECF-1 1/8	F24U10	1 1/8"	48.20
JECF-1 3/16	F22U39	1 3/16"	44.78
JECF-1 1/4L(SMALL)	F31U08	1 1/4"	62.16
JECF-1 1/4H(LARGE)	F31U08	1 1/4"	62.16
JECF-1 3/8	F31U08	1 3/8"	62.16
JECF-1 1/2	F37U12	1 1/2"	74.24
JECF-2	P54B35	2"	108.70



FLANGED BLOCKS

ECCENTRIC CAM LOCKING COLLAR

A SLIGHT TWIST OF THE COLLAR IN THE DIRECTION OF SHAFT ROTATION LOCKS THE BEARING TO THE SHAFT. SET SCREW IS PROVIDED WHICH, WHEN TIGHTENED, MAINTAINS THIS LOCKED POSITION. DEEP GROOVE, SINGLE ROW BALL BEARINGS.



<u>MODEL</u>	<u>STOCK/PR</u>	<u>GROUP</u>	<u>LIST/PR</u>
<u>2 BOLT FLANGED STAMPING</u>			
40MST	F1B75	1	\$3.50
47MST	F6B50	2	13.00
52MST	F4B22	3	8.44
62MST	F5B80	4	11.60
<u>3 BOLT ROUND STAMPING</u>			
40MS	F4B81	1	9.62
47MS	F4B20	2	8.40
52MS	F7B03	3	14.06
62MS	F5B54	4	11.08
72MS	F8B29	5	16.58
80MS(4 bolt)	F12B37	6	24.74
<u>3 BOLT TRIANGULAR STAMPING</u>			
47MSTR	F2B18	2	4.36
52MSTR	F5B68	3	11.36
62MSTR	F3B33	4	6.66

ALIGNMENT REAMER SET

RESEALABLE PLASTIC TUBE

<u>MODEL</u>	<u>STOCK</u>	<u>DESCRIPTION</u>	<u>LIST</u>
072290	R189A77	3 PC, 1/2", 5/8", 3/4"	\$379.54



ALIGNMENT REAMERS

HIGH SPEED STEEL, BLACK AND BRONZE OXIDE



<u>MODEL</u>	<u>STOCK</u>	<u>SIZE</u>	<u>FLUTE LENGTH</u>	<u>OVERALL LENGTH</u>	<u>LIST</u>
72281	A48R29	1/2"	3 15/16"	5 15/16"	\$96.58
72282	A58R63	9/6"	3 15/16"	5 15/16"	117.26
72283	A63R57	5/8"	4 1/2"	6 9/16"	127.14
72284	A71R12	11/16	4 1/2"	6 9/16"	142.24
72285	A76R40	3/4"	4 15/16"	7"	152.80
72286	A85R81	13/16	4 15/16"	7"	171.62
72287	A85R81	7/8"	5 3/16"	7 1/4"	171.62
72288	A94R21	15/16	5 3/16"	7 1/4"	188.43
72289	A107R16	1"	5 3/16"	7 1/4"	214.32

DRILL BIT SETS

MODEL	STOCK	DESCRIPTION	STYLE	LIST
099802	D101B86	29 PC, 1/16" - 1/2" BY 64ths	T17B	\$203.72
099808	D53B79	15 PC, 1/16" - 1/2" BY 32nds	T18B	107.59
099835	D56B07	21 PC, 1/16" - 3/8" BY 64ths	T180B	112.14
		BLACK & BRONZE OXIDE CLIP ON INDEX		
099855	D133B43	29 PC, 1/16" - 1/2" BY 64ths	T17HDDC	266.86



STRAIGHT SHANK TWIST DRILL BITS



- 1350 SPLIT POINT
- HIGH SPEED STEEL
- BLACK OXIDE
- GENERAL PURPOSE JOBBER LENGTH

<u>MODEL</u>	<u>STOCK</u>	<u>SIZE</u>	<u>OVERALL LENGTH</u>	<u>PKG QTY</u>	<u>LIST</u>
11404	DB94	1/16"	1 7/8"	12	\$1.88
11405	D1B08	5/64"	2"	12	2.17
11406	D1B04	3/32"	2 1/4"	12	2.09
11407	D1B04	7/64"	2 5/8"	12	2.09
11408	D1B13	1/8"	2 3/4"	12	2.27
11409	D1B34	9/64"	2 7/8"	12	2.69
11410	D1B26	5/32"	3 1/8"	12	2.53
11411	D1B31	11/64"	3 1/4"	12	2.63
11412	D1B48	3/16"	3 1/2"	12	2.97
11413	D1B97	13/64"	3 5/8"	12	3.94
11414	D1B81	7/32"	3 3/4"	12	3.63
11415	D2B37	15/64"	3 7/8"	12	4.74
11416	D2B16	1/4"	4"	12	4.33
11417	D3B05	17/64"	4 1/8"	12	6.11
11418	D3B03	9/32"	4 1/4"	12	6.07
11419	D3B82	19/64"	4 3/8"	12	7.64
11420	D3B32	5/16"	4 1/2"	6	6.65
11421	D3B84	21/64"	4 5/8"	6	7.68
11422	D4B20	11/32"	4 3/4"	6	8.41
11423	D5B50	23/64"	4 7/8"	6	11.01
11424	D4B75	3/8"	5"	6	9.50
11425	D5B50	25/64"	5 1/8"	6	11.00
11426	D5B57	13/32"	5 1/4"	6	11.14
11427	D7B19	27/64"	5 3/8"	6	14.38
11428	D6B60	7/16"	5 1/2"	6	13.21
11429	D7B70	29/64"	5 5/8"	6	15.41
11430	D7B78	15/32"	5 3/4"	6	15.56
11431	D9B46	31/64"	5 7/8"	6	18.93
11432	D8B14	1/2"	6"	6	16.28

**WORKS BEST IN
THIS MATERIAL**

**HEAVY - DUTY
BLACK OXIDE**

ALUMINUM/ALUMINUM ALLOYS; SOFT AND MEDIUM

IRON, CAST

STEEL, LOW AND MEDIUM CARBON

STEEL, HIGH ALLOY

STEEL, STAINLESS AND PH

TOUGH, MEDIUM AND HIGH-TENSILE STRENGTH ALLOYS

✓

✓

✓

✓

✓

DRILL BITS CONTINUED ON NEXT PAGE

GENERAL PURPOSE DRILL BITS

- 1180 POINT, 1/2" ROUND SHANK
- PREMIUM HIGH SPEED STEEL
- BLACK OXIDE FLUTES



<u>MODEL</u>	<u>STOCK</u>	<u>SIZE</u>	<u>LIST</u>
91734	D16B29	17/32"	\$32.58
91736	D17B04	9/16"	34.08
91738	D18B55	19/32"	37.10
91740	D19B02	5/8	38.04
91742	D20B64	21/32"	41.29
91744	D21B19	11/16"	42.39
91748	D22B99	3/4	45.98
91750	D28B12	25/32"	56.25
91752	D30B09	13/16"	60.19
91756	D28B12	7/8	56.25
91758	D34B40	29/32"	68.80
91760	D32B15	15/16"	64.31
91764	D36B39	1"	72.79
91768	D52B94	1 1/16"	105.99
91772	D64B35	1 1/8"	128.71
91780	D65B43	1 1/4"	130.87
90184	D42B39	1 5/16"	84.78
90188	D44B70	1 3/8"	89.40
91796	D101B13	1 1/2"	202.26

LETTER DRILL BITS

<u>MODEL</u>	<u>STOCK</u>	<u>LETTER</u>	<u>SIZE</u>	<u>LIST</u>
13401	R3T04	A	0.2340	6.09
13402	R3T04	B	0.2380	6.09
13403	R2T95	C	0.2420	5.90
13404	R2T95	D	0.2460	5.90
13405	R2T89	E	0.2500	5.79
13406	R3T21	F	0.2570	6.42
13407	R4T40	G	0.2610	6.80
13408	R4T53	H	0.2660	7.06
13409	R3T58	I	0.2720	7.16
13410	R4T12	J	0.2770	8.25
13411	R4T12	K	0.2810	8.25
13412	R4T77	L	0.2900	9.55
13413	R5T05	M	0.2950	10.10
13414	R5T05	N	0.3020	10.10
13415	R4T96	O	0.3160	9.93
13416	R5T28	P	0.3230	10.56
13417	R5T18	Q	0.3320	10.37
13418	R5T28	R	0.3390	10.56
13419	R6T17	S	0.3480	12.34
13420	R6T17	T	0.3580	12.34
13421	R6T52	U	0.3680	13.04
13422	R6T63	V	0.3770	13.27
13423	R6T99	W	0.3860	13.98
13424	R8T40	X	0.3970	16.81
13425	R9T52	Y	0.4040	19.04
13426	R9T71	Z	0.4130	19.42



NUMBER DRILL BITS

MODEL	STOCK	NUMBER	SIZE	LIST
12401	J2W82	#01	0.2280	5.64
12402	J2W67	#02	0.2210	5.34
12403	J2W67	#03	0.2130	5.34
12404	J2W67	#04	0.2090	5.34
12405	J2W67	#05	0.2055	5.34
12406	J2W67	#06	0.2040	5.34
12407	J2W29	#07	0.2010	4.54
12408	J2W33	#08	0.1990	4.67
12409	J2W33	#09	0.1960	4.67
12410	J2W29	#10	0.1935	4.59
12411	J2W23	#11	0.1910	4.46
12412	J2W23	#12	0.1890	4.46
12413	J2W11	#13	0.1850	4.22
12414	J2W11	#14	0.1820	4.22
12415	J2W11	#15	0.1880	4.22
12416	J2W11	#16	0.1770	4.22
12417	J1W96	#17	0.1730	3.92
12418	J1W81	#18	0.1695	3.62
12419	J1W81	#19	0.1660	3.62
12420	J1W79	#20	0.1610	3.59
12421	J1W66	#21	0.1590	3.32
12422	J1W70	#22	0.1570	3.40
12423	J1W67	#23	0.1540	3.35
12424	J1W65	#24	0.1520	3.30
12425	J1W55	#25	0.1495	3.10
12426	J1W55	#26	0.1470	3.10
12427	J1W48	#27	0.1440	2.96
12428	J1W48	#28	0.1405	2.96
12429	J1W46	#29	0.1360	2.93
12430	J1W46	#30	0.1285	2.93
12431	J1W31	#31	0.1200	2.62
12432	J1W31	#32	0.1160	2.62
12433	J1W31	#33	0.1130	2.62
12434	J1W31	#34	0.1110	2.62
12435	J1W31	#35	0.1100	2.62
12436	J1W27	#36	0.1065	2.54
12437	J1W27	#37	0.1040	2.54
12438	J1W26	#38	0.1015	2.53
12439	J1W26	#39	0.0995	2.53
12440	J1W26	#40	0.0980	2.53
12441	J1W27	#41	0.0960	2.54
12442	J1W26	#42	0.0935	2.53
12443	J1W26	#43	0.0890	2.53
12444	J1W26	#44	0.0860	2.53
12445	J1W27	#45	0.0820	2.54
12446	J1W27	#46	0.0810	2.54
12447	J1W27	#47	0.0785	2.54
12448	J1W27	#48	0.0760	2.54
12449	J1W27	#49	0.0730	2.54
12450	J1W26	#50	0.0700	2.53
12451	J1W27	#51	0.0670	2.54
12452	J1W27	#52	0.0635	2.54
12453	J1W32	#53	0.0595	2.64
12454	J1W32	#54	0.0550	2.64
12455	J1W32	#55	0.0520	2.64
12456	J1W32	#56	0.0465	2.64
12457	J1W40	#57	0.0430	2.80
12458	J1W40	#58	0.0420	2.80
12459	J1W40	#59	0.0410	2.80
12460	J1W40	#60	0.0400	2.80



TAPER TAPS

MODEL	STOCK	SIZE	# OF	DRILL	LIST
			FLUTES	SIZE	
71045	T5T93	10-24	4	25	11.86
71046	T5T33	10-32	4	21	10.67
71000	T4T82	1/4-20	4	7	9.65
71001	T4T82	1/4-28	4	3	9.65
71002	T6T24	5/16-18	5	F	12.49
71003	T7T15	5/16-24	6	I	14.31
71004	T7T34	3/8-16	7	5/16	14.69
71005	T8T42	3/8-24	8	Q	16.84
71006	T11T43	7/16-14	9	U	22.86
71008	T13T26	1/2-13	11	27/64	26.53
71009	T15T17	1/2-20	12	29/64	30.35
71010	T20T50	9/16-12	13	31/64	41.01
71011	T22T77	9/16-18	14	33/64	45.55
71012	T27T88	5/8-11	15	17/32	55.77
71014	T38T60	3/4-10	17	21/32	77.20
71016	T53T19	7/8-9	19	49/64	106.39
71018	T71T31	1-8	21	7/8	142.62
71020	T113T43	1 1/8-7	23	63/64	226.84
310440	T161T43	1 1/4-7	4	---	322.86
310441	T177T34	1 1/4-12	6	---	354.68
310442	T218T86	1 3/8-6	4	---	437.72
310443	T221T88	1 3/8-12	6	---	443.76
310444	T256T35	1 1/2-6	4	---	512.70

PLUG TAPS


MODEL	STOCK	SIZE	# OF	DRILL	LIST
			FLUTES	SIZE	
71095	P5T93	10-24	4	25	11.86
71060	P4T82	1/4-20	4	7	9.65
71061	P5T52	1/4-28	4	3	11.05
71062	P6T43	5/16-18	4	F	12.86
71063	P7T15	5/16-24	4	I	14.31
71064	P7T57	3/8-16	4	5/16	15.14
71065	P8T42	3/8-24	4	Q	16.84
71066	P11T43	7/16-14	4	U	22.86
71067	P12T70	7/16-20	4	25/64	25.41
71068	P15T17	1/2-13	4	27/64	30.35
71069	P15T17	1/2-20	4	29/64	30.35
71070	P22T77	9/16-12	4	31/64	45.55
71071	P22T77	9/16-18	4	33/64	45.55
71072	P27T88	5/8-11	4	17/32	55.77
71073	P25T10	5/8-18	4	37/64	50.21
71074	P38T60	3/4-10	4	21/32	77.20
71075	P34T74	3/4-16	4	11/16	69.48
71076	P453T19	7/8-9	4	49/64	106.39
71077	P47T88	7/8-14	4	13/16	95.77
71078	P71T31	1-8	4	7/8	142.62
71079	P71T31	1-12	4	59/64	142.62

**BOTTOMING TAPS**

MODEL	STOCK	SIZE	# OF	DRILL	LIST
			FLUTES	SIZE	
71146	B5T93	10-32	4	21	11.86
71100	B4T82	1/4-20	4	7	9.65
71101	B5T52	1/4-28	4	3	11.05
71102	B6T24	5/16-18	4	F	12.49
71103	B7T15	5/16-24	4	I	14.31
71104	B7T34	3/8-16	4	5/16	14.69
71105	B8T42	3/8-24	4	Q	16.84
71106	B11T43	7/16-14	4	U	22.86
71107	B12T70	7/16-20	4	25/64	25.41
71108	B15T17	1/2-13	4	27/64	30.35
71109	B15T17	1/2-20	4	29/64	30.35
71110	B22T77	9/16-12	4	31/64	45.55
71111	B22T77	9/16-18	4	33/64	45.55
71112	B24T37	5/8-11	4	17/32	48.75
71113	B27T88	5/8-18	4	37/64	55.77
71114	B38T60	3/4-10	4	21/32	77.20
71115	B38T60	3/4-15	4	11/16	77.20
71116	B46T49	7/8-9	4	49/64	92.98
71117	B53T19	7/8-14	4	13/16	106.39
71118	B71T31	1-8	4	7/8	142.62
316440	B174T45	1 1/4-7	4	---	348.90
316441	B178T17	1 1/4-12	6	---	356.34
316444	B256T35	1 1/2-6	4	---	512.70

METRIC PLUG TAPS

MODEL	STOCK	SIZE	# OF	DRILL	LIST
			FLUTES	SIZE	
8317	M3T02	4MM-.07	4	---	6.04
8322	M3T12	5MM-.08	4	---	6.24
8327	M3T29	6MM-1	4	---	6.58
8334	M3T73	8MM-1.25	4	---	7.46
8340	M4T83	10MM-1.5	4	---	9.66
8344	M5T99	10MM-1.5	4	---	11.98
1749	M8T76	12MM-1.75	4	---	17.52
1750	M8T76	14MM-1.25	4	---	17.52
1755	M10T31	16MM-1.5	4	---	20.62
1761	M13T02	18MM-2.5	4	---	26.04
1765	M17T49	22MM-1.5	4	---	34.98
1768	M21T44	24MM-2	4	---	42.88
1769	M21T44	24MM-3	4	---	42.88

**TAP HANDLES**

MODEL	STOCK	SIZE	TYPE	EXTENDED	LIST
12401	T4H68	#0-1/4IN	T-HANDLE	NO	9.36
12415	T5H90	#12-5/16IN	T-HANDLE	NO	11.80
21101	T21H12	#0-1/4IN	RATCHET	NO	42.24
21102	T23H88	1/4 - 1/2IN	RATCHET	NO	47.76
21110	T25H55	#0-1/4IN	RATCHET	10IN	51.10
21112	T28H33	1/4 - 1/2IN	RATCHET	12IN	56.66



3857 EASY-CUT® GENERAL PURPOSE BLADES

EZ; THIS PATENTED DESIGN GIVES A VERY VERSATILE BLADE, ABLE TO CUT ALL COMMON MATERIALS IN ADDITION TO BEING VERY RESISTANT TO TOOTH STRIPPING. IDEAL FOR SMALL WORKSHOPS CUTTING DIFFERENT SIZES IN A WIDE RANGE OF MATERIALS.

- TOOL STEEL •MILD STEEL •STAINLESS STEEL •ALUMINUM •COPPER •BRASS •WOOD •PLASTIC
- SHEET METAL •TUBING •SOLIDS •BUNDLES •PIPE •CHANNEL •ANGLE IRON
- I BEAMS •H BEAMS •DRILL RODS

<u>PART #</u>	<u>STOCK</u>	<u>DESCRIPTION</u>	<u>LIST</u>
8264772 5	E37Z50	5' X 1/2" X MEDIUM	75.01
8264772 5 4.5	E29Z94	5' 4.5" X 1/2" X MEDIUM	59.89
8264772 7 5	E48Z90	7' 5" X 1/2" X MEDIUM	97.81
8264772 7 9	E40Z28	7' 9" X 1/2" X MEDIUM	80.56
8264772 8	E37Z52	8' X 1/2" X MEDIUM	75.05
8264802 10	E50Z73	10' X 3/4" X MEDIUM	101.46
8264802 10 8	E52Z23	10' 8" X 3/4" X MEDIUM	104.46
8264802 11 6	E53Z25	11' 6" X 3/4" X MEDIUM	106.51
8264802 13 2	E64Z41	13' 2" X 3/4" X MEDIUM	128.82
8264802 7 9	E42Z92	7' 9" X 3/4" X MEDIUM	85.84
8264802 8	E40Z48	8' X 3/4" X MEDIUM	80.98
8264802 8 3	E41Z85	8' 3" X 3/4" X MEDIUM	83.71
8264802 8 5	E41Z85	8' 5" X 3/4" X MEDIUM	83.71
8264802 9	E44Z80	9' X 3/4" X MEDIUM	89.60
8264802 9 6	E48Z77	9' 6" X 3/4" X MEDIUM	97.55
8264802 9 7	E50Z73	9' 7" X 3/4" X MEDIUM	101.46
8264802 9 9	E48Z52	9' 9" X 3/4" X MEDIUM	97.05
8264833 10	E57Z34	10' X 1" X MEDIUM	114.68
8264833 10 10.5	E61Z71	10' 10.5" X 1" X MEDIUM	123.42
8264833 11	E61Z71	11' X 1" X MEDIUM	123.42
8264833 11 6	E63Z87	11' 6" X 1" X MEDIUM	127.76
8264833 12	E66Z06	12' X 1" X MEDIUM	132.13
8264833 12 6	E68Z24	12' 6" X 1" X MEDIUM	136.50
8264833 13 6	E72Z59	13' 6" X 1" X MEDIUM	145.20
8264833 14 6	E73Z51	14' 6" X 1" X MEDIUM	147.02
8264833 9 7.5	E57Z34	9' 7.5" X 1" X MEDIUM	114.68
8264864 15	E101Z06	15' X 1 1/4" X MEDIUM	202.12

THESE SAW BLADES ARE IN STOCK. WE WILL ORDER ALL OTHER SIZES UPON REQUEST


RECIPROCATING BLADES

<u>MODEL</u>	<u>STOCK</u>	<u>MATERIAL</u>	<u>LENGTH</u>	<u>TPI</u>	<u>LIST</u>
238704	R2B59	BI-METAL	6"	14	\$5.18
238773	R2B59	BI-METAL	6"	8-12	5.18
238841	R4B16	BI-METAL	12"	14	8.32




TRADITIONAL HAND HACKSAW

- CHROME FINISHED AND FITTED WITH A FIBERGLASS HANDLE TO GIVE GOOD AND COMFORTABLE GRIP.
- BLADE STORAGE INSIDE THE RECTANGULAR BACK SECTION
- BLADE CAN BE USED AS A COMPASS SAW.
- ALTERNATIVE 550 BLADE MOUNTING FOR FLUSH CUTTING.



<u>MODEL</u>	<u>STOCK</u>	<u>LIST</u>
225-S	H40S46	\$80.92

HAND HACKSAW BLADES



<u>MODEL</u>	<u>STOCK</u>	<u>DIMENSIONS/INCHES</u>	<u>TEETH/INCHES</u>	<u>LIST</u>
8233495	H2S31	10 X 1/2 X .025	18	\$4.62
8233501	H2S31	10 X 1/2 X .025	24	4.62
8233532	H4S12	12 X 1/2 X .025	18	8.24
8233547	H2S31	12 X 1/2 X .025	24	4.62
8233556	H2S31	12 X 1/2 X .025	32	4.62

BI-METAL HOLE SAWS

<u>MODEL</u>	<u>STOCK</u>	<u>SAW</u>	<u>LIST</u>
3830-16-VIP	H6S32	5/8"	\$12.64
3830-17-VIP	H6S32	11/16"	12.64
3830-19-VIP	H6S08	3/4"	12.16
3830-22-VIP	H6S27	7/8"	12.54
3830-24-VIP	H6S50	15/16	13.00
3830-25-VIP	H6S39	1"	12.78
3830-27-VIP	H6S97	1 1/16"	13.94
3830-29-VIP	H6S97	1 1/8"	13.94
3830-30-VIP	H6S97	1 3/16"	13.94
3830-32-VIP	H6S97	1 1/4	13.94
3830-33-VIP	H6S97	1 5/16"	13.94
3830-35-VIP	H6S97	1 3/8"	13.94
3830-38-VIP	H6S97	1 1/2"	13.94
3830-41-VIP	H6S97	1 5/8"	13.94
3830-44-VIP	H8S98	1 3/4"	17.96
3830-48-VIP	H8S98	1 7/8"	17.96
3830-51-VIP	H8S98	2"	17.96
3830-52-VIP	H8S98	2 1/16"	17.96
3830-54-VIP	H10S90	2 1/8"	21.80
3830-57-VIP	H10S90	2 1/4"	21.80
3830-60-VIP	H10S90	2 3/8"	21.80
3830-64-VIP	H12S01	2 1/2"	24.02



<u>MODEL</u>	<u>STOCK</u>	<u>SAW</u>	<u>LIST</u>
3830-67-VIP	H12S01	2 5/8"	24.02
3830-70-VIP	H12S01	2 3/4"	24.02
3830-73-VIP	H12S01	2 7/8"	24.02
3830-76-VIP	H13S39	3"	26.78
3830-79-VIP	H13S39	3 1/8"	26.78
3830-83-VIP	H13S39	3 1/4"	26.78
3830-89-VIP	H13S39	3 1/2"	26.78
3830-92-VIP	H15S52	3 5/8"	31.04
3830-95-VIP	H16S94	3 3/4"	33.88
3830-102-VIP	H18S87	4"	37.74
3830-108-VIP	H23S60	4 1/4"	47.26

FLEXOVIT®

BENCH GRINDER WHEELS

<u>MODEL</u>	<u>STOCK</u>	<u>DESCRIPTION</u>	<u>GRIT</u>	<u>LIST</u>
U4720	G19W81	6 X 1 X 1 COARSE / MEDIUM	36	\$39.62
U5120	G29W69	8 X 1 X 1 1/4 COARSE / MEDIUM	36	59.38
U5220	G47W37	10 X 1 X 1 1/4 COARSE / MEDIUM	36	86.73
U5230	G47W37	10 X 1 X 1 1/4 MEDIUM / FINE	60	86.73
U5710	G135W13	14 X 2 X 1 1/2 COARSE	24	270.25



CHOP SAW WHEELS

<u>MODEL</u>	<u>STOCK</u>	<u>DESCRIPTION</u>	<u>LIST</u>
F5521	C8S01	14 X 3/32 X 1 CUT OFF BLADE	\$16.02



FLAP DISCS



<u>MODEL</u>	<u>STOCK</u>	<u>DESCRIPTION</u>	<u>RPM</u>	<u>GRIT</u>	<u>TYPE</u>	<u>LIST</u>
Z4502F	C5S95	4 1/2 X 7/8	12,000	40	29	\$11.90
Z4502FH	C7S03	4 1/2 X 5/8-11	12,000	40	29	14.06
Z4507F	C5S95	4 1/2 X 7/8	12,000	60	29	11.90
Z4507FH	C7S03	4 1/2 X 5/8-11	12,000	60	29	14.06
Z4512F	C5S95	4 1/2 X 7/8	12,000	80	29	11.90
Z4512FH	C7S03	4 1/2 X 5/8-11	12,000	80	29	14.06
Z4532F	C5S95	4 1/2 X 7/8	12,000	40	27	11.90
Z4532FH	C7S03	4 1/2 X 5/8-11	12,000	40	27	14.06
Z4542F	C5S95	4 1/2 X 7/8	12,000	80	27	11.90
Z4542FH	C7S03	4 1/2 X 5/8-11	12,000	80	27	14.06
Z4520F	C5S25	4 1/2 X 7/8	13,300	120	29	10.51
Z4025F	C4S98	4 1/2 X 5/8	15,000	24	27	9.97
Z4030F	C4S98	4 1/2 X 5/8	15,000	40	27	9.97

MOUNTED FLAP WHEELS

<u>MODEL</u>	<u>STOCK</u>	<u>DESCRIPTION</u>	<u>RPM</u>	<u>GRIT</u>	<u>LIST</u>
PA203	C4S60	1 X 1/2 X 1/4 SHANK	25,000	80	\$9.20
PC203	C5S79	2 X 1/2 X 1/4 SHANK	25,000	80	11.59
PC403	C5S86	2 X 3/4 X 1/4 SHANK	25,000	80	11.73
PE403	C7S68	3 X 3/4 X 1/4 SHANK	20,000	80	15.36
PE703	C15S44	3 X 2 X 1/4 SHANK	13,000	80	30.87



FLEXOVIT®

MOUNTED POINTS



<u>MODEL</u>	<u>STOCK</u>	<u>DESCRIPTION</u>	<u>RPM</u>	<u>SHAPE</u>	<u>LIST</u>
M0001	C4S40	3/4 X 2 1/2 X 1/4 SHANK	19,800	A1	\$8.80
M0003	C5S62	1 X 2 3/4 X 1/4 SHANK	16,100	A3	11.25
M0011	C3S44	7/8 X 2 X 1/4 SHANK	19,860	A11	6.87
M0012	C2S30	11/16 X 1 1/4 X 1/4 SHANK	48,000	A12	4.60
M0122	C1S79	3/8 X 3/8 X 1/8 SHANK	61,650	B122	3.58
M0177	C1S26	3/8 X 3/4 X 1/8 SHANK	33,750	W177	2.53
M0204	C1S75	3/4 X 3/4 X 1/4 SHANK	18,900	W204	3.49
M0222	C3S52	1 X 2 X 1/4 SHANK	15,900	W222	7.04

PLUGS AND CONES



16 17 18 18R

<u>MODEL</u>	<u>STOCK</u>	<u>DESCRIPTION</u>	<u>RPM</u>	<u>SHAPE</u>	<u>LIST</u>
N0131	C7S24	1 1/4 X 3 X 3/8 24	29,000	16	\$14.48
N1231	C7S50	1 1/2 X 3 X 3/8 24	24,191	17	15.00
N3211	C7S47	1 1/2 X 2 X 3/8 24	24,191	18	14.94
N2221	C8S75	1 1/2 X 2 1/2 X 3/8 24	24,191	18R	17.49

GRIPPER PADS AND HOLDERS



<u>MODEL</u>	<u>STOCK</u>	<u>DESCRIPTION</u>	<u>RPM</u>	<u>TYPE</u>	<u>LIST</u>
SK2006	C14S31	2 X 1/4 SHANK	30,000	SPIN ON	\$28.63
SK3006	C16S77	3 X 1/4 SHANK	20,000	SPIN ON	33.54

FLEXOVIT®



BENCH WHEEL DRESSERS

<u>MODEL</u>	<u>STOCK</u>	<u>DESCRIPTION</u>	<u>USE ON BENCH WHEELS</u>		<u>LIST</u>
			<u>DIAMETER</u>	<u>THICKNESS</u>	
U11210	C20S68	DRESSER NO. 0	UP TO 10"	UP TO 2"	\$41.35
U11310	C27S18	DRESSER NO. 1	10" TO 16"	UP TO 3"	54.36



REPLACEMENT CUTTERS

<u>MODEL</u>	<u>STOCK</u>	<u>DESCRIPTION</u>	<u>FOR DRESSER STYLE</u>	<u>LIST</u>
U11220	C3S04	1 1/4 X .426 X 1/4	NO. 0	\$6.08
U11320	C4S42	1 1/2 X .432 X 1/2	NO. 1	8.83



QUICK CHANGE SANDING DISCS

<u>MODEL</u>	<u>STOCK</u>	<u>DIMENSIONS AND TYPE</u>	<u>GRIT</u>	<u>LIST</u>
S0230S	CS74	2" SPIN-ON	50	\$1.48
S0340R	CS88	3" ROLON	60	1.76
S0340S	CS88	3" SPIN-ON	60	1.76



SHOP ROLLS

<u>MODEL</u>	<u>STOCK</u>	<u>DESCRIPTION</u>	<u>GRITT</u>	<u>LIST</u>
R5700	C45S23	1 1/2 X 50 YARDS	60	\$90.45
R5705	C40S63	1 1/2 X 50 YARDS	80	81.25

FLEXOVIT®



CLEAN AND STRIP DISCS

<u>MODEL</u>	<u>STOCK</u>	<u>DESCRIPTION</u>	<u>MAX</u>	<u>RPM</u> <u>RECOMMENDED</u>	<u>LIST</u>
HS450	C10S86	4 1/2 X 7/8	11,000	8,600	\$21.73



SEMI-FLEXIBLE WHEELS



<u>MODEL</u>	<u>STOCK</u>	<u>DESCRIPTION</u>	<u>RPM</u>	<u>GRIT</u>	<u>TYPE</u>	<u>LIST</u>
S6900	C5S21	4 1/2 X 7/8	13,300	24 – 60 M	27	\$10.42
S6900H	C6S26	4 1/2 X 7/8	13,300	24 – 60 M	27	12.52
S6880	C5S21	4 1/2 X 5/8-11	13,300	12 – 36 C	27	10.42
S6880H	C6S26	4 1/2 X 5/8-11	13,300	12 – 36 C	27	12.52
S6740	C5S21	4 1/2 X 7/8	13,300	50 – 120 F	29	10.42
S6740H	C6S26	4 1/2 X 7/8	13,300	50 – 120 F	29	12.52
S6790	C5S21	4 1/2 X 5/8-11	13,300	40	29	10.42
S6790H	C6S26	4 1/2 X 5/8-11	13,300	40	29	12.52



THIN DEPRESSED CENTER CUTOFF WHEELS



<u>MODEL</u>	<u>STOCK</u>	<u>DESCRIPTION</u>	<u>RPM</u>	<u>USE</u>	<u>TYPE</u>	<u>LIST</u>
A0265	C2S57	4 X 3/32 X 5/8	15,000	GENERAL	27	\$5.14
A0480	C2S70	4 1/2 X .040 X 7/8	13,300	GENERAL	27	5.40
A0221	C2S80	4 X 3/32 X 5/8	15,000	STAINLESS	27	5.60
A0482	C2S91	4 1/2 X .045 X 7/8	13,300	ALUMINUM	27	5.82
A0711H	C3S76	4 1/2 X 3/32 X 5/8-11	13,300	STAINLESS	27	7.53

FLEXOVIT®



SMALL DIAMETER ABRASIVE WHEELS

Type 1

<u>MODEL</u>	<u>STOCK</u>	<u>DESCRIPTION</u>	<u>RPM</u>	<u>GRIT</u>	<u>TYPE</u>	<u>LIST</u>
F0220	C1S68	2 1/2 X 1/16 X 3/8	24,446	46	1	\$3.35
F0340	C2S43	3 X 1/8 X 3/8	25,000	36	1	4.86
F0420	C2S51	4 X 1/16 X 3/8	19,000	46	1	5.03



THIN ANGLE GRINDER CUTOFF WHEELS

Type 1

<u>MODEL</u>	<u>STOCK</u>	<u>DESCRIPTION</u>	<u>RPM</u>	<u>USE</u>	<u>TYPE</u>	<u>LIST</u>
F1206	C2S26	4 1/2 X .040 X 7/8	13,300	GENERAL	1	\$4.52
F1243	C2S98	4 1/2 X 3/32 X 7/8	13,300	GENERAL	1	5.96
F3165	C5S24	9 X 3/32 X 7/8	6,800	GENERAL	1	10.48
F1202	C2S40	4 1/2 X .045 X 7/8	13,300	ALUMINUM	1	4.80
F3300	C5S11	9 X 1/8 X 7/8	6,800	SHEET METAL	1	10.22



WIRE WHEEL BRUSHES

<u>MODEL</u>	<u>STOCK</u>	<u>DESCRIPTION</u>	<u>RPM</u>	<u>WIRE MATERIAL</u>	<u>WIRE TYPE</u>	<u>LIST</u>
C1130	C16S84	4 X 1/4 X 5/8-11	20,000	CARBON .020	STRINGER BEAD	\$33.68
C1280	C17S31	4 X 3/8 X 5/8-11	20,000	CARBON .020	KNOT REG TWIST	34.62
C1010	C26S94	6 X 1 X 5/8; 1/2	6,000	CARBON .014	CRIMPED	53.87
C1030	C45S57	8 X 1 X 5/8; 1/2	4,500	CARBON .014	CRIMPED	91.14
C1040	C73S46	10 X 1 1/4 X 3/4	3,500	CARBON .014	CRIMPED	146.91



WIRE CUP BRUSHES

<u>MODEL</u>	<u>STOCK</u>	<u>DESCRIPTION</u>	<u>RPM</u>	<u>WIRE MATERIAL</u>	<u>WIRE TYPE</u>	<u>LIST</u>
C1690	C15S85	2 3/4 X 5/8-11	12,500	CARBON .014	CRIMPED	\$31.69
C1800	C24S99	4 X 5/8-11	9,000	CARBON .020	CRIMPED	49.39
C1830	C35S49	6 X 5/8-11	6,600	CARBON .020	CRIMPED	70.97
C1480	C19S18	2 3/4 X 5/8-11	12,500	CARBON .020	KNOTTED	38.37
C1580	C25S70	2 3/4 X 5/8-11	12,500	STAINLESS .020	KNOTTED	51.40
C1630	C26S17	4 X 5/8-11	7,000	CARBON .020	KNOTTED	52.34
C1640	C42S03	6 X 5/8-11	6,000	CARBON .020	KNOTTED	84.06
C2300	C19S79	4 X 5/8-11	12,500	CARBON .0118	SAUCER	39.59

FLEXOVIT®

CARBIDE BURRS



CYLINDER



CYLINDER/END CUT



CYLINDER/BALL NOSE



BALL



POINTED TREE



BALL NOSE CONE



ROUND NOSE TREE



POINTED CONE

<u>MODEL</u>	<u>STOCK</u>	<u>SHAPE</u>	<u>DESCRIPTION</u>	<u>LIST</u>
VA15M2	C13S72	CYLINDER	1/8 X 5/8 X 1/4 SHANK- DOUBLE CUT	\$27.43
VA18O2	C16S69	CYLINDER	3/8 X 3/4 X 1/4 SHANK- DOUBLE CUT	33.37
VB15M2	C14S06	CYLINDER/END CUT	1/4 X 5/8 X 1/4 SHANK- DOUBLE CUT	28.12
VB18O2	C18S77	CYLINDER/END CUT	3/8 X 3/4 X 1/4 SHANK- DOUBLE CUT	37.54
VB20R2	C28S12	CYLINDER/END CUT	1/2 X 1 X 1/4 SHANK- DOUBLE CUT	56.23
VC15M2	C15S49	CYLINDER/BALL NOSE	1/4 X 5/8 X 1/4 SHANK- DOUBLE CUT	30.98
VC18O2	C19S16	CYLINDER/BALL NOSE	3/8 X 3/4 X 1/4 SHANK- DOUBLE CUT	38.31
VD15D2	C14S57	BALL	1/4 X 3/16 X 1/4 SHANK- DOUBLE CUT	29.14
VD18G2	C15S79	BALL	3/8 X 5/16 X 1/4 SHANK- DOUBLE CUT	31.58
VF15M2	C17S01	ROUND NOSE TREE	1/4 X 5/8 X 1/4 SHANK- DOUBLE CUT	34.02
VF18O2	C18S97	ROUND NOSE TREE	3/8 X 3/4 X 1/4 SHANK- DOUBLE CUT	37.94
VG15M2	C17S01	POINTED TREE	1/4 X 5/8 X 1/4 SHANK- DOUBLE CUT	34.02
VG18O2	C19S07	POINTED TREE	3/8 X 3/4 X 1/4 SHANK- DOUBLE CUT	38.14
VG20R2	C28S36	POINTED TREE	1/2 X 1 X 1/4 SHANK- DOUBLE CUT	56.71
VL18S2	C22S69	BALL NOSE CONE	3/8 X 1 1/16 X 1/4 SHANK- DOUBLE CUT	45.38
VM15K2	C15S96	POINTED CONE	1/4 X 1/2 X 1/4 SHANK- DOUBLE CUT	31.92
VM15O2	C15S96	POINTED CONE	1/4 X 3/4 X 1/4 SHANK- DOUBLE CUT	31.92
VC18O5	C22S29	CYLINDER/BALL NOSE	3/8 X 3/4 X 1/4 SHANK- ALUMINUM NON FERROUS	44.59

TOP 10 KIT – MODEL VZKIT10

LIST \$478.77 – STOCK X239X38

KIT INCLUDES CASE AND 1 EACH OF THE FOLLOWING

<u>MODEL</u>	<u>SHAPE</u>	<u>DESCRIPTION</u>
VF20R2	ROUND NOSE TREE	1/2 X 1 X 1/4 SHANK- DOUBLE CUT
VD20J2	BALL	1/2 X 7/16 X 1/4 SHANK- DOUBLE CUT
VC18O2	CYLINDER/BALL NOSE	3/8 X 3/4 X 1/4 SHANK- DOUBLE CUT
VM20P2	POINTED CONE	1/2 X 7/8 X 1/4 SHANK- DOUBLE CUT
VA15M2	CYLINDER	1/4 X 5/8 X 1/4 SHANK- DOUBLE CUT
VF20R5	ROUND NOSE TREE	1/2 X 1 X 1/4 SHANK- ALUMINUM NON FERROUS
VC20R2	CYLINDER/BALL NOSE	1/2 X 1 X 1/4 SHANK - DOUBLE CUT
VG20R2	POINTED TREE	1/2 X 1 X 1/4 SHANK- DOUBLE CUT
VL20T2	BALL NOSE CONE	1/2 X 1 1/8 X 1/4 SHANK- DOUBLE CUT
VA20R2	CYLINDER	1/2 X 1 X 1/4 SHANK- DOUBLE CUT



EYE BOLTS

ZINC PLATED WROUGHT NUT EYE BOLT WITH BENT EYE 10 PER BOX

<u>MODEL</u>	<u>STOCK</u>	<u>DIAMETER</u>	<u>SHANK/LENGTH</u>	<u>LIST</u>
C-2	E24B65	3/16"	1-3/8"	\$49.30
C-3	E27B55	3/16"	2"	55.10
C-4	E29B00	3/16"	3"	58.00
E-1	E33B35	1/4"	1"	66.70
E-2	E34B80	1/4"	1-1/2"	69.60
E-3	E39B15	1/4"	2"	78.30
E-4	E40B60	1/4"	2-1/2"	81.20
E-5	E42B05	1/4"	3"	84.10
E-6	E43B50	1/4"	3-1/2"	87.00
E-7	E47B85	1/4"	4"	95.70
E-8	E50B75	1/4"	5"	101.50
E-9	E60B90	1/4"	6"	121.80
F-1	E50B75	5/16"	1"	101.50
F-2	E60B90	5/16"	2"	121.80
F-3	E58B00	5/16"	2-1/2"	116.00
F-4	E60B90	5/16"	3"	121.80
F-5	E65B25	5/16"	3-1/2"	130.50
F-6	E68B15	5/16"	4"	136.30
F-7	E75B40	5/16"	5"	150.80
F-8	E81B20	5/16"	6"	162.40
G-1	E72B50	3/8"	1"	145.00
G-2A	E82B65	3/8"	2-1/2"	165.30
G-3	E84B10	3/8"	2-1/2"	168.20
G-4	E87B00	3/8"	3"	174.00
G-5	E89B90	3/8"	3-1/2"	179.80
G-6	E91B35	3/8"	4"	182.70
G-7	E100B05	3/8"	5"	200.10
G-8	E111B65	3/8"	6"	223.30
G-9	E131B95	3/8"	8"	263.90
H-1	E178B35	7/16"	6"	356.70
H-2	E201B55	7/16"	8"	403.10
J-1	E181B25	1/2"	2"	362.50
J-2	E213B15	1/2"	4"	426.30
J-3	E246B50	1/2"	6"	493.00
J-4	E276B95	1/2"	8"	553.90
J-5	E307B40	1/2"	10"	614.80



LIFTING EYE BOLTS



<u>MODEL</u>	<u>STOCK</u>	<u>SIZE</u>	<u>LIST</u>
LE 2	L3E45	5/16 X 1 1/8	6.90
LE 3	L4E06	3/8 X 1 1/4	8.12
LE 4	L4E43	7/16 X 1 3/8	8.87
LE 5	L5E00	1/2 X 1 1/2	10.00
LE 6	L6E55	9/16 X 1 5/8	13.10
LE 7	L7E87	5/8 X 1 3/4	15.74
LE 8	L10E25	3/4 X 2	20.50
LE 9	L13E51	7/8 X 2 1/4	27.02
LE 21	L3E27	1/4 X 1 W/SHOULDER	6.55
LE 22	L3E45	5/16 X 1 1/8 W/SHOULDER	6.90
LE 23	L4E06	3/8 X 1 1/4 W/SHOULDER	8.12
LE 24	L4E43	7/16 X 1 3/8 W/SHOULDER	8.87
LE 25	L5E00	1/2 X 1 1/2 W/SHOULDER	10.00
LE 26	L6E55	9/16 X 1 5/8 W/SHOULDER	13.10
LE 27	L7E87	5/8 X 1 3/4 W/SHOULDER	15.74
LE 28	L10E25	3/4 X 2 W/SHOULDER	20.50
LE 29	L13E51	7/8 X 2 1/4 W/SHOULDER	27.02
LE 30	L18E50	1 X 2 1/2 W/SHOULDER	37.00
LE 31	L29E59	1 1/8 X 2 3/4 W/SHOULDER	59.18
LE 32	L35E80	1 1/4 X 3 W/SHOULDER	71.60
LE 34	L61E65	1 1/2 X 3 1/2 W/SHOULDER	123.30

U-BOLTS

ZINC PLATED, WITH PLATE & 2 NUTS

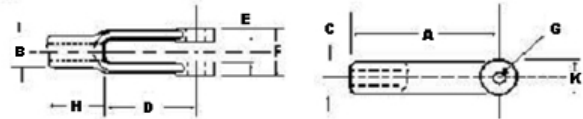
MODEL	STOCK	SIZE		SHAPE	LIST
		DIA x	BETWEEN LEGS x LEG LENGTH		
UBS1*	U1B66	3/8 X 2 X 3		SQUARE	3.33
UBS2*	U1B97	3/8 X 2 X 5		SQUARE	3.94
UBS3*	U2B53	3/8 X 2 X 7		SQUARE	5.07
UBS4*	U1B81	3/8 X 4 X 3		SQUARE	3.62
UBS5*	U2B14	3/8 X 4 X 5		SQUARE	4.29
UBS6*	U2B76	3/8 X 4 X 7		SQUARE	5.53
UBS7*	U2B53	3/8 X 6 X 5		SQUARE	5.07
UBS8*	U3B00	3/8 X 6 X 7		SQUARE	6.00
UBS9*	U3B84	3/8 X 6 X 9		SQUARE	7.68
UB2	UB71	1/4 X 3/4 X 1-1/4		ROUNDED	1.42
UB4	UB73	1/4 X 1 3/4 X 1		ROUNDED	1.47
UB5	UB79	1/4 X 2 X 1 1/8		ROUNDED	1.59
UB6	UB82	1/4 X 2 1/4 X 1 1/4		ROUNDED	1.65
UB7	UB88	1/4 X 2 3/4 X 1 1/2		ROUNDED	1.76
UB8	UB92	1/4 X 3 X 1 3/4		ROUNDED	1.85
UB9	UB95	1/4 X 3 1/4 X 2		ROUNDED	1.91
UB11	U1B08	5/16 X 2 3/16 X 1 3/8		ROUNDED	2.17
UB11L	U1B31	5/16 X 3 5/8 X 1 3/8		ROUNDED	2.63
UB13	U1B18	5/16 X 2 11/16 X 1 3/4		ROUNDED	2.37
UB13L	U1B47	5/16 X 4 1/2 X 1 3/4		ROUNDED	2.95
UB14	U1B21	5/16 X 2 11/16 X 2		ROUNDED	2.43
UB15	U1B31	5/16 X 3 3/16 X 2 1/2		ROUNDED	2.63
UB15L	U1B78	5/16 X 2 1/2 X 5 5/8		ROUNDED	3.56
UB22	U1B89	3/8 X 3 1/8 X 2 1/2		ROUNDED	3.79
UB23	U2B11	3/8 X 2 5/8 X 3		ROUNDED	4.23
UB24	U2B27	3/8 X 4 1/8 X 3 1/2		ROUNDED	4.55
UB25	U3B72	1/2 X 4 1/2 X 3		ROUNDED	7.45
UB26	U4B00	1/2 X 5 X 3 1/2		ROUNDED	8.00
UB27	U4B36	1/2 X 5 1/2 X 4		ROUNDED	8.72
UB28*	U3B94	1/2 X 4 1/2 X 6		ROUNDED	7.88
UB29*	U5B51	1/2 X 7 1/4 X 5 5/8		ROUNDED	11.02
UB30*	U6B10	1/2 X 8 3/8 X 6 3/4		ROUNDED	12.20



* WITHOUT PLATE

YOKE ENDS

ADJUSTABLE, SELF-COLORED DROP FORGED YOKE ENDS



DIMENSIONS IN INCHES - MACHINED

MODEL	SIZE	STOCK	A	B	C	D	E	F	G	H	K	LIST/EA
51	1/4"-28	B4Y24	2	7/16	7/16	1-1/4	9/32	5/8	1/4	3/4	1/2	\$8.49
52	5/16"-24	B4Y56	2-1/4	1/2	1/2	1-7/16	11/32	3/4	5/16	13/16	19/32	9.13
53	3/8"-24	B4Y95	2-1/2	5/8	5/8	1-5/5	7/16	7/8	3/8	7/8	11/16	9.91
54	7/16"-20	B6Y13	2-7/8	23/32	23/32	1-7/8	1/2	1	7/16	1	13/16	12.26
55	1/2"-20	B6Y35	3	13/16	13/16	1-7/8	9/16	1-1/8	1/2	1-1/8	15/16	12.70
56	5/8"-18	B12Y65	4-15/16	1-1/16	1-1/16	3-11/16	11/16	1-3/8	5/8	1-1/4	1-3/16	25.31
57	3/4"-16	B23Y35	6-1/16	1-1/4	1-1/4	4-9/16	13/16	1-5/8	3/4	1-1/2	1-7/16	46.71

SELF-COLORED SAE CLEVIS PINS FOR YOKE ENDS

DIMENSIONS IN INCHES

MODEL	STOCK	LENGTHS		HEAD		HOLE		LIST
		OVERALL	UNDER HEAD	O.D.	THICKNESS	I.D.	CENTER	
1/4	SP23	55/64	49/64	3/8	3/32	5/64	43/64	\$.46
5/16	SP29	1-1/32	15/16	7/16	3/32	7/64	13/16	.58
3/8	SP36	1-3/16	1-1/16	1/2	1/8	7/64	15/16	.72
7/16	SP55	1-11/32	1-3/16	9/16	5/32	7/64	1-1/16	1.10
1/2	SP72	1-33/64	1-23/64	5/8	5/32	9/64	1-13/64	1.45
5/8	S1P52	1-13/16	1-39/64	13/16	13/64	9/64	1-29/64	3.04
3/4	S2P17	2-5/32	1-29/32	15/16	1/4	11/64	1-23/32	4.35




CABLE


AVAILABLE IN 250' AND 500' REELS

GALVANIZED AIRCRAFT CABLE

<u>CABLE DIA.</u>	<u>STOCK</u>	<u>CONSTRUCTION</u>	<u>WLL/LBS</u>	<u>LIST/FT</u>
1/16"	GC17	7 X 7	100	\$.34
1/8"	GC14	7 X 19	400	.28
3/32"	GC23	7 X 19	200	.46
5/32"	GC25	7 X 19	560	.50
3/16"	GC16	7 X 19	840	.32
5/16"	GC38	7 X 19	1960	.76
3/8"	GC79	7 X 19	2800	1.58




7 X 7




7 X 19

FIBER CORE & STEEL CORE CABLE

<u>CABLE DIA.</u>	<u>STOCK</u>	<u>CONSTRUCTION</u>	<u>WLL/LBS</u>	<u>LIST/FT</u>
7/16"	CC82	6X19(6X25) FIBER CORE BLACK	3300	\$1.64
7/16"	C1C08	6X16(6X25) STEEL CORE BLACK	3560	2.16
1/2"	C1C08	6X19(6X25) FIBER CORE BLACK	4280	2.16
1/2"	C1C20	6X19(6X25) STEEL CORE BLACK	4600	2.40
9/16"	C1C52	6X19(6X25) STEEL CORE BLACK	5800	3.04
5/8"	C1C50	6X19(6X25) STEEL CORE BLACK	7160	3.00
3/4"	C3C29	6X19(6X25) STEEL CORE BLACK	10240	6.58




FIBER CORE




STEEL CORE

VINYL COATED GALVANIZED AIRCRAFT CABLE

<u>CABLE DIA.</u>	<u>COATED TO</u>	<u>STOCK</u>	<u>CONSTRUCTION</u>	<u>WLL/LBS</u>	<u>LIST/FT</u>
1/16"	3/32"	VC18	7 X 7	96	\$.36
3/32"	1/8"	VC12	7 X 7	184	.24
3/32"	3/16"	VC28	7 X 7	340	.56
1/8"	3/16"	VC26	7 X 7	400	.52
1/8"	3/16"	VC33	7 X 19	400	.66
3/16"	1/4"	VC54	7 X 19	840	1.08
1/4"	5/16"	VC50	7 X 19	1400	1.00
5/16"	3/8"	V1C00	7 X 19	1960	2.00
3/8"	7/16"	V1C21	7 X 19	2880	2.42




7 X 7



7 X 19

304 STAINLESS STEEL CABLE

<u>CABLE DIA.</u>	<u>STOCK</u>	<u>CONSTRUCTION</u>	<u>WLL/LBS</u>	<u>LIST/FT</u>
1/8"	SC66	7 X 19	352	\$1.32
3/16"	S1C06	7 X 19	740	2.12
1/4"	S1C72	7 X 19	1280	3.44



STAINLESS STEEL CABLE CLAMPS

<u>SIZE</u>	<u>STOCK</u>	<u>LIST/EA</u>
1/8"	S1C15	\$2.30
3/16"	S1C22	2.44
1/4"	S1C29	2.58



THIMBLES

<u>SIZE</u>	<u>STOCK</u>	<u>LIST/EA</u>
1/8"	TC12	\$.24
3/16"	TC23	.46
1/4"	TC31	.62
5/16"	TC31	.62
3/8"	TC55	1.10
7/16"	T1C51	3.02
1/2"	TC62	1.24
5/8"	T1C30	2.60
3/4"	T1C61	3.22
7/8"	T3C58	7.16
1"	T4C34	8.68



MALLEABLE WIRE ROPE CLIPS

<u>SIZE</u>	<u>STOCK</u>	<u>LIST/EA</u>
1/16"	MC10	\$.20
1/8"	MC30	.60
3/16"	MC17	.34
1/4"	MC39	.78
5/16"	MC32	.64
3/8"	MC52	1.04
7/16"	MC76	1.52
1/2"	MC86	1.72
5/8"	M1C44	2.88
3/4"	M2C06	4.12
7/8"	M2C38	4.76
1"	M3C48	6.96



ALUMINUM SLEEVE

<u>SIZE</u>	<u>STOCK</u>	<u>LIST/EA</u>
1/16	AS12	\$.24
1/8	AS10	.20
3/32	AS06	.12
5/32	AS17	.34
3/16	AS26	.52
1/4	AS40	.80



ITEMS ON THIS PAGE ARE ALL IMPORT NOT DOMESTIC

QUICK LINKS

- FOR EASY ASSEMBLY OR REPAIR OF CHAIN, ZINC PLATED.
- USE AS A REPAIR LINK, CONNECTING LINK, ETC.

<u>SIZE</u>	<u>STOCK</u>	<u>WLL/LBS</u>	<u>LIST</u>
1/8	QL96	400	\$1.92
3/16	Q1L20	750	2.40
1/4	Q1L36	1250	2.72
5/16	Q1L96	1900	3.92
3/8	Q2L64	2650	5.28
1/2	Q3L02	4500	6.04



MISSING LINKS

- FORGED STEEL, QUENCHED & TEMPERED.
- RIVETS JOIN THE TWO HALVES - MATCHED LUGS
DISTRIBUTE THE LOAD

<u>SIZE</u>	<u>STOCK</u>	<u>OVERALL DIMENSIONS</u>	<u>LIST</u>
3/16	M1L94	1-3/16 X 25/32	\$3.88
1/4	M2L66	1-1/2 X 1	5.32
5/16	M3L36	1-11/16 X 1-5/32	6.72
3/8	M3L76	2-1/16 X 1-3/8	7.52
7/16	M4L30	2-11/32 X 1-17/32	8.60
1/2	M5L44	2-21/32 X 1-23/32	10.88
5/8	M8L96	3-5/16 X 2-3/32	17.92
3/4	M12L84	3-7/8 X 2-1/2	25.68
7/8	M15L53	4-1/2 X 2-15/16	31.06
1	M20L74	5 X 3-5/16	41.48



COLD SHUTS

- STEEL, NATURAL FINISH
- IDEAL FOR SPLICING CHAIN IN A JIFFY
- DESIGNED TO WITHSTAND THE BREAKING TEST OF P.C. CHAIN

<u>SIZE</u>	<u>STOCK</u>	<u>INSIDE WIDTH</u>	<u>INSIDE LENGTH</u>	<u>LIST</u>
3/16	CS52	11/32	15/16	\$1.04
1/4	CS62	3/8	1-3/16	1.24
5/16	CS73	7/16	1-3/8	1.46
3/8	CS82	5/8	1-1/2	1.64
7/16	C1S17	11/16	1-9/16	2.34
1/2	C1S42	3/4	1 7/8	2.84
5/8	C4S80	13/16	2	9.60
3/4	C5S98	1	2-1/2	11.96



CONNECTING LINK

- HI-STRENGTH CHAIN
- ZINC PLATED

<u>MODEL</u>	<u>STOCK</u>	<u>CHAIN SIZE</u>	<u>WLL/LBS</u>	<u>LIST</u>
M605	C10L23	1/4-5/16	4700	\$20.47
M606	C8L63	3/8	6600	17.26
M608	C14L58	7/16-1/2	11300	29.17
M610	C28L81	5/8	13000	57.63



HAMMERLOCK COUPLING LINKS

- USED FOR ATTACHING CHAIN TO MASTER LINKS AND OTHER EYE TYPE HOOKS
- EVERY LINK IS MARKED WITH THE SIZE OF HERC-ALLOY 800 CHAIN IT ACCOMMODATES
- LOAD PIN AND STUD CAN BE ASSEMBLED QUICKY AND EASILY WITH JUST A HAMMER



<u>CHAIN SIZE</u>	<u>STOCK</u>	<u>WLL/LBS</u>	<u>LIST</u>
3/8	H19L67	7100	\$39.35
1/2	H32L56	12000	65.13
5/8	H41L48	18100	82.96
3/4	H87L67	28300	175.34

S HOOKS

ZINC PLATED



<u>MODEL</u>	<u>STOCK</u>	<u>WIRE DIA.</u>	<u>OVERALL LENGTH</u>	<u>LIST</u>
S-1/4	SH65	.250	2	\$1.30
S-5	SH53	.312	2 1/2	1.07
S-6	SH75	.312	3	1.50
S-7	S1H45	.375	3 1/2	2.90
S-7 SPECIAL	SH80	.375	3 1/2	1.60



SWIVEL HOOKS

<u>MODEL</u>	<u>STOCK</u>	<u>DESCRIPTION</u>	<u>LIST</u>
M3502A	S59H24	1 TON ALLOY STEEL	\$118.49
M3504A	S74H29	2 TON ALLOY STEEL	148.59
M3505A	S92H22	3 TON ALLOY STEEL	184.44
21910 5	S22H12	1 TON HOT GALVANIZED	44.25
21905 1	S18H44	3/4 TON HOT GALVANIZED	36.88



PAINTED ALLOY
STEEL



HOT
GALVANIZED

HIGH-TEST CLEVIS GRAB HOOKS



	<u>MODEL</u>	<u>STOCK</u>	<u>SIZE</u>	<u>WLL/LBS</u>	<u>LIST</u>
• HEAT TREATED	61193	C5H54	1/4	2600	\$11.08
• GRADE 43	61293	C10H05	5/16	3900	20.10
• ZINC PLATED	61393	C9H00	3/8	5400	18.00
	61493	C12H91	7/16	7200	25.83
	61593	C14H36	1/2	9200	28.73
	M810L*	C39H99	5/8	---	79.98
	M812L*	C61H88	3/4	---	123.76

*SELF COLORED

HIGH-TEST CLEVIS SLIP HOOKS

<u>MODEL</u>	<u>STOCK</u>	<u>SIZE</u>	<u>WLL/LBS</u>	<u>LIST</u>	
66193	S9H79	1/4	2600	\$19.59	<ul style="list-style-type: none"> • HEAT TREATED • GRADE 43 • ZINC PLATED
66293	S8H48	5/16	3900	16.96	
66393	S9H56	3/8	5400	19.13	
66493	S17H49	7/16	7200	34.95	
66593	S35H00	1/2	9200	70.01	



HOOKS GRAB & SLIP

<u>MODEL</u>	<u>STOCK</u>	<u>SIZE</u>	<u>WLL/LBS</u>	<u>LIST</u>	
71191	G3H27	1/4 GRAB	1300	\$6.55	<ul style="list-style-type: none"> • HEAT TREATED • GRAB HOOK-GR 30 • SLIP HOOK-GR 43 • ZINC PLATED • EYE TYPE HOOK
71291	G3H38	5/16 GRAB	1900	6.77	
71391	G6H33	3/8 GRAB	2650	12.66	
71591	G10H67	1/2 GRAB	4500	21.34	
75193	S3H72	1/4 SLIP	2600	7.45	
75293	S5H06	5/16 SLIP	3900	10.13	
75393	S6H22	3/8 SLIP	3400	12.44	
75493	S10H51	7/16 SLIP	7200	21.03	
75593	S14H25	1/2 SLIP	9200	28.51	
75693	S37H62	5/8 SLIP	13000	73.25	



GRAB HOOK



SLIP HOOK

ALLOY CLEVIS HOOKS

<u>MODEL</u>	<u>STOCK</u>	<u>SIZE</u>	<u>WLL/LBS</u>	<u>LIST</u>	
M804A	A8H00	1/4 GRAB	3500	\$14.97	<ul style="list-style-type: none"> • HEAT TREATED • ZINC PLATED
M805A	A11H66	5/16 GRAB	4500	23.32	
M806A	A15H32	3/8 GRAB	7100	30.65	
M807A	A23H43	7/16 GRAB	6900	46.87	
M808A	A19H15	1/2 GRAB	12000	38.31	
M810A	A53H75	5/8 GRAB	18100	107.51	
M904A	A7H78	1/4 SLIP	2750	15.56	
M905A	A12H17	5/16 SLIP	3600	24.35	
M906A	A13H73	3/8 SLIP	5500	27.47	
M908A	A39H58	1/2 SLIP	9400	79.16	



GRAB HOOK



SLIP HOOK

WELDABLE GRAB HOOKS

<u>MODEL</u>	<u>STOCK</u>	<u>SIZE</u>	<u>WLL/LBS</u>	<u>LIST</u>	
90300	W7G60	5/16	1900	\$15.21	<ul style="list-style-type: none"> • SELF-COLORED • GRADE 30
90304	W7G54	3/8	2650	15.08	
90305	W15G52	1/2	4500	31.04	



DRAWBAR GRABHOOK

- HIGH STRENGTH MICRO ALLOY STEEL
- HEAT TREATED
- FITS ALL TRACTOR DRAWBARS, OLD OR NEW, FRONT OR BACK, TO AND INCLUDING 1 5/8" THICK


<u>MODEL</u>	<u>STOCK</u>	<u>SIZE</u>	<u>LIST</u>
M834	D30H13	3/4	\$60.27



LOG CHAINS

<u>MODEL</u>	<u>STOCK</u>	<u>SIZE</u>	<u>WLL/LBS</u>	<u>LIST</u>
5261163	L48C48	5/16"X 16'	4700	\$96.96
5261363	L49C16	5/16"X 20'	4700	98.33
5261463	L62C51	5/16"X 25'	4700	125.02
5262163	L41C39	3/8"X 16'	6600	82.78
5262363	L51C12	3/8"X 20'	6600	102.24
5262463	L66C79	3/8"X 25'	6600	133.59
8605182	L134C56	1/2"X 20'	11300	269.12

- P-7 TRANSPORT LOG CHAIN, GRADE 70
- GRAB HOOK ON EACH END
- GOLD PLATED



PEER 7 CHAIN

<u>MODEL</u>	<u>STOCK</u>	<u>SIZE</u>	<u>WLL/LBS</u>	<u>LIST/FT</u>
5040253	P2C96	1/4" SHORT	3150	\$5.92
5041253	P2C56	1/4" LONG	3150	5.12
5040354	P4C24	5/16"	4700	8.48
5041454	P3C38	3/8"	6600	6.76
5041653	P5C55	1/2"	11300	11.11
5040853	P8C65	5/8"	15800	17.30

- GRADE 70 TRANSPORT, TOW AND BINDER CHAIN
- MADE TO COMPLY WITH D.O.T. REGULATIONS
- GOLD PLATED



PEER ALLOY STEEL CHAIN

<u>MODEL</u>	<u>STOCK</u>	<u>SIZE</u>	<u>WLL/LBS</u>	<u>LIST/FT</u>
5050424	A4C76	3/8"	7100	\$9.53
5050624	A8C78	1/2"	12000	17.57

- GRADE 80
- ALLOY STEEL-BLACK



HIGH TEST CHAIN

<u>MODEL</u>	<u>STOCK</u>	<u>SIZE</u>	<u>WLL/LBS</u>	<u>LIST/FT</u>
5031314	H3C10	5/16"	3900	\$6.20
5031413	H3C64	3/8"	5400	7.29

- GRADE 43
- HIGH TENSIL STRENGTH-BLACK



PROOF COIL CHAIN

<u>MODEL</u>	<u>STOCK</u>	<u>SIZE</u>	<u>WLL/LBS</u>	<u>LIST/FT</u>
ZINC PLATED				
5011134	P1C12	3/16	800	\$2.24
5011234	P1C61	1/4	1300	3.22
5011334	P2C33	5/16	1900	4.66
5011434	P3C57	3/8	2650	7.15
5011634	P5C73	1/2	4500	11.46

- GRADE 30
- WELDED STEEL CHAIN

SELF-COLORED				
<u>MODEL</u>	<u>STOCK</u>	<u>SIZE</u>	<u>WLL/LBS</u>	<u>LIST/FT</u>
5011114	P1C08	3/16	800	2.17
5011214	P1C70	1/4	1300	3.40
5011314	P2C24	5/16	1900	4.49
5011414	P3C26	3/8	2650	6.52
5011614	P4C21	1/2	4500	8.43



SASH CHAIN

<u>MODEL</u>	<u>STOCK</u>	<u>SIZE</u>	<u>WLL/LBS</u>	<u>LIST/FT</u>
7700832	SC59	#8	75	\$1.19
7703532	SC82	#35	106	1.64

- ZINC PLATED
- WELD-LESS CHAIN



SINGLE JACK CHAIN

<u>MODEL</u>	<u>STOCK</u>	<u>SIZE</u>	<u>WLL/LBS</u>	<u>LIST/FT</u>
7501632	JC36	#16	10	\$.72

- BRASS,ZINC PLATED
- WELD-LESS CHAIN



TWIN LOOP CHAIN

<u>MODEL</u>	<u>STOCK</u>	<u>SIZE</u>	<u>WLL/LBS</u>	<u>LIST/FT</u>
7010432	TL57	#4	70	\$1.15
7010332	TL50	#3	90	1.00
7010232	TL56	#2	115	1.12
7012032	TL47	2/0	255	.94

- ZINC PLATED
- WELD-LESS CHAIN



MACHINE CHAIN

<u>MODEL</u>	<u>STOCK</u>	<u>SIZE</u>	<u>WLL/LBS</u>	<u>LIST/FT</u>
TWIST LINK				
6020432	M2C60	#4	205	\$5.20
6021032	M2C64	1/0	440	5.28
6022032	M2C66	2/0	520	5.33
STRAIGHT LINK				
6010432	M1C29	#4	215	2.59
6011032	M1C33	1/0	465	2.66
6012032	M1C40	2/0	545	2.80
6015032	M3C44	5/0	925	6.88

- LOW CARBON STEEL
- ZINC PLATED



TWIST LINK



STRAIGHT LINK

COIL CHAIN

<u>MODEL</u>	<u>STOCK</u>	<u>SIZE</u>	<u>WLL/LBS</u>	<u>LIST/FT</u>
TWIST LINK				
6050432	C1C71	#4	195	\$3.42
STRAIGHT LINK				
6040432	CC86	#4	205	1.72
6041032	C1C19	1/0	440	2.38
6042032	C1C36	2/0	520	2.73

- LOW CARBON STEEL
- ZINC PLATED



TWIST LINK



STRAIGHT LINK

PASSING LINK CHAIN

<u>MODEL</u>	<u>STOCK</u>	<u>SIZE</u>	<u>WLL/LBS</u>	<u>LIST/FT</u>
6072032	P1L92	2/0	450	\$3.85

- LOW CARBON STEEL
- ZINC PLATED



SAFETY CHAIN

- ZINC PLATED
- SLIP HOOK WITH LATCH ON ONE END
- GRADE 43

<u>MODEL</u>	<u>STOCK</u>	<u>SIZE</u>	<u>MIN. BREAKING STRENGTH</u>	<u>LIST/FT</u>
8605734	S11C94	3/8X 36	16200	\$23.88
8606785	S11C43	5/16X 36	11700	22.86



REPLACEMENT CLEVIS SLIP HOOKS

<u>MODEL</u>	<u>STOCK</u>	<u>SIZE</u>	<u>WLL/LBS</u>	<u>LIST</u>
66273	S12H58	5/16 W/LATCH	3900	\$25.17
66373	S17H88	3/8 W/LATCH	5400	35.76
66573	S34H49	1/2 W/LATCH	9200	68.98

- HEAT TREATED
- GRADE 43
- ZINC PLATED



GALVANIZED, STAINLESS STEEL AND VINYL COATED CHAIN ALSO AVAILABLE. GRADE 100 ALLOY CHAIN ALSO AVAILABLE.
BULK CHAIN CAN BE PURCHASED IN EITHER 1/2 DRUM OR FULL DRUM.

LOAD BINDERS

- DIXIE LEVER BINDER
- DUCTILE HANDLE

<u>MODEL</u>	<u>STOCK</u>	<u>MAX.</u> <u>CHAIN SIZE</u>	<u>WLL/LBS</u>	<u>LIST</u>
48311	L55B31	5/16- 3/8	5400	\$110.62
48314	L34B50	1/4	2600	69.00
48306	L79B30	3/8- 1/2	6000	158.14



- PEERLESS IMPORT CHAIN BINDER (MADE IN CHINA)
- MINI BINDER

<u>MODEL</u>	<u>STOCK</u>	<u>MAX.</u> <u>CHAIN SIZE</u>	<u>WLL/LBS</u>	<u>LIST</u>
H5027	L6B96	3/16	250	\$13.92



- RATCHET/FORGED BINDER
- PAINTED RED

<u>MODEL</u>	<u>STOCK</u>	<u>MAX.</u> <u>CHAIN SIZE</u>	<u>WLL/LBS</u>	<u>LIST</u>
48365	L82B05	5/16- 3/8	5400	\$164.10
48367	L150B65	1/2- 5/8	13000	301.31



- PEERLESS DOMESTIC LOAD BINDER
- LEVER TYPE
- SOLID HANDLE
- PAINTED BLUE

<u>MODEL</u>	<u>STOCK</u>	<u>MAX.</u> <u>CHAIN SIZE</u>	<u>WLL/LBS</u>	<u>LIST</u>
5200120	L36B83	1/4	2600	\$73.66
5200620	L107B15	3/8- 1/2	9200	214.30



PENETRANTS - LUBRICANTS

FREE ALL® DEEP PENETRATING OIL

- PENETRATES RUST, SCALE AND CORROSION TO FREE PARTS AND ASSEMBLIES INSTANTLY!
- LOOSENS RED AND WHITE LEAD, TAR, GREASE, CARBON AND GRAPHITE DEPOSITS.
- SPECIALLY FORMULATED, RUST EATING AGENT IS IDEAL FOR PLUMBING, AUTOMOTIVE, MARINE AND GENERAL INDUSTRIAL APPLICATIONS.
- WILL FREE UP ALL THREADED PIPE CONNECTIONS, RUSTED MACHINE SCREWS, BOLTS, NUTS, CLAMPS FOR MUFFLERS AND TAIL PIPES, PILLOW BLOCKS, UNIVERSAL JOINTS, LOCKS ETC.
- 12 OZ SPRAY CAN

<u>MODEL</u>	<u>STOCK</u>	<u>LIST</u>
RE12	P8030	\$16.60



LUBE-IT ALL DEEP LUBRICATING OIL

- USE IT EVERYWHERE: PERFECT FOR INDUSTRIAL, AUTOMOTIVE, MARINE AND HOUSEHOLD APPLICATIONS!
- CONTAINS MOLYBDENUMDISULPHIDE FOR SUPERIOR LUBRICATING PERFORMANCE.
- CAN BE USED ON ELECTRICAL, METAL AND PLASTIC SURFACES, ROTATING PARTS AND GEARS.
- PENETRATES THROUGH FINE GAPS TO DELIVER COATING TO ASSEMBLED PARTS AND OBSTRUCTED SURFACES.
- FORMS A THIN, DRY LUBRICANT COATING TO REDUCE FRICTION AND EXTEND THE LIFE OF PARTS.
- 12 OZ SPRAY CAN

<u>MODEL</u>	<u>STOCK</u>	<u>LIST</u>
LA12	L7054	\$15.08



TAP MAGIC PROTAP

- BIODEGRADABLE CUTTING FLUID.
- TOTALLY FREE OF ALL REGULATED CHEMICALS.
- HIGHLY EFFECTIVE FOR ALL CUTTING OPERATIONS ON ALL METALS.
- 12 OZ. CANS

<u>MODEL</u>	<u>STOCK</u>	<u>LIST</u>
001138	T11M90	\$23.80



PENETRANTS - LUBRICANTS CONTINUED

FREE ALL® DEEP PENETRATING OIL

- PREMIUM-GRADE CUTTING OIL
- EXTENDS DIE LIFE BY CLEANING THREADS, DISSIPATING HEAT AND REDUCING FRICTION.
- MEDIUM VISCOSITY, MINERAL TYPE OIL WITH SULPHUR AND LARD; IDEAL FOR CUTTING THREADS IN STEEL PIPE, BOLTS AND RODS.
- USE ON NON-FERROUS METALS WHEN STAINING ISN'T CRITICAL.
- CONTAINS NO CHLORINE OR OTHER HALOGENS, PCB'S OR HEAVY METALS
- LISTED AS NON-CARCINOGENIC BY THE EPA AND OSHA.



<u>MODEL</u>	<u>STOCK</u>	<u>LIST</u>
WL28 LIGHT	C31049	\$62.98
WD28 DARK	C31049	62.98

ENERGY RELEASE CUTTING AND TAPPING FLUID

- HELPS TOOLS CUT THROUGH THE HARDEST METALS WITHOUT DISTORTION AND TOOL WEAR.
- SPECIAL FORMULA CLINGS TO TOOL SURFACES PROVIDING SUPERIOR PROTECTION AND COOLING TO CUTTERS, DRILLS, TAPS, REAMERS AND PUNCHES.
- 13.75 OZ AREOSOL SPRAY

<u>MODEL</u>	<u>STOCK</u>	<u>LIST</u>
P011	C12T99	\$25.66



SCOTCHMAN SAW COOLANT

<u>MODEL</u>	<u>STOCK</u>	<u>DESCRIPTION</u>	<u>LIST</u>
075751	S24C50	1 GALLON - WATER SOLVENT	\$49.00
075752	S105C00	5 GALLON - WATER SOLVENT	210.00



ZINC COLD GALVANIZING SPRAY

- CONTAINS 95% PURE ZINC FOR A RICH, PROTECTIVE COATING.
- PROTECTS EVEN IF SCRATCHED (HEALS ITSELF).
- PREVENTS RUST AND CORROSION FOR UP TO 3 YEARS.
- HIGHLY RESISTANT TO WATER AND SALT SPRAY.
- DRIES QUICKLY TO AN ATTRACTIVE GRAY COLOR AND CAN BE PAINTED OVER IF DESIRED.
- AEROSOL IS CFC FREE.
- 13 OZ. AEROSOL SPRAY

<u>MODEL</u>	<u>STOCK</u>	<u>LIST</u>
17045	C13G11	\$26.22



MARKERS

<u>MODEL</u>	<u>STOCK</u>	<u>DESCRIPTION</u>	<u>LIST</u>
63605	M5Y60	YELLOW PAINT MARKER/EA	11.20
63607	M5O60	ORANGE PAINT MARKER/EA	11.20
63613	M5W60	WHITE PAINT MARKER/EA	11.20



NOTES

SPRING LOCK WASHERS

ZINC PLATED

<u>SIZE</u>	<u>STOCK/100</u>	<u>LIST/100</u>
3/16	LW67	\$1.33
1/4	L1W23	2.47
5/16	L1W61	3.22
3/8	L2W02	4.04
7/16	L3W47	6.93
1/2	L4W84	9.69
9/16	L6W70	13.40
5/8	L9W92	19.84
3/4	L14W65	29.29
7/8	L22W43	44.86
1	L33W21	66.44
1-1/8	L52W35	104.69



<u>SIZE</u>	<u>STOCK/100</u>	<u>LIST/100</u>
1-1/4	L54W49	\$108.98
1-3/8	L104W95	209.90
1-1/2	L139W11	278.23

GRADE 8 LOCK WASHERS

GOLD PLATED ALLOY

<u>SIZE</u>	<u>STOCK/100</u>	<u>LIST/100</u>
1/4	G2L57	\$5.13
5/16	G2L76	5.51
3/8	G4L47	8.93
7/16	G11L17	22.33
1/2	G13L23	26.46
9/16	G19L20	38.40
5/8	G24L82	49.64
3/4	G41L19	82.39
7/8	G64L3	128.62
1	G100L60	201.20

**WROUGHT WASHERS**

PACKED IN 5 LB BOXES ZINC PLATED

<u>SIZE</u>	<u>STOCK/LB</u>	<u>QTY/LB</u>	<u>LIST/LB</u>
3/16	W2W79	294	\$5.58
1/4	W2W05	149	4.10
5/16	W2W14	90	4.28
3/8	W1W95	67	3.90
7/16	W1W95	41	3.90
1/2	W1W82	26	3.64
9/16	W2W45	22	4.90
5/8	W1W96	13	3.52
3/4	W1W75	9	3.50
7/8	W1W65	6	3.30
1	W1W66	5	3.32
1-1/8	W2W45	4.5	4.90
1-1/4	W2W45	3.8	4.90
1-3/8	W2W45	3.0	4.90



<u>SIZE</u>	<u>STOCK/LB</u>	<u>QTY/LB</u>	<u>LIST/LB</u>
1-1/2	W2W45	2.6	\$4.90
1-5/8	W2W45	2.3	4.90
1-3/4	W2W45	2.0	4.90
2	W2W45	1.6	4.90
2-1/2	W2W45	1.0	4.90
3	W2W45	.8	4.90

ALLOY WROUGHT WASHERS

GOLD PLATED

<u>SIZE</u>	<u>STOCK/100</u>	<u>QTY/BX</u>	<u>LIST/100</u>
1/4	A6W25	100	\$12.50
5/16	A8W48	100	16.96
3/8	A7W63	100	15.26
7/16	A18W53	100	37.06
1/2	A18W15	100	36.30
9/16	A30W15	100	60.30
5/8	A50W69	50	101.38
3/4	A44W23	50	88.46
7/8	A100W04	25	200.08
1	A118W47	25	236.94

SAE WROUGHT WASHERS

ZINC PLATED

<u>SIZE</u>	<u>STOCK/LB</u>	<u>QTY/LB</u>	<u>LIST/LB</u>
3/8	S2W90	700	\$5.80
7/16	S2W17	525	4.34
1/2	S2W07	275	4.14
9/16	S2W07	215	4.14
5/8	S2W07	180	4.14
3/4	S2W07	105	4.14
7/8	S2W07	80	4.14
1	S2W07	60	4.14

MILD STEEL MACHINERY BUSHING WASHERS

I.D.	O.D.	STOCK	LIST/100
18GA - WIDE RIM			
5/8	1-1/4	M13B40	\$26.80
3/4	1-1/2	M19B25	38.50
7/8	1-3/4	M26B26	52.53
1	2	M34B39	68.78
1-1/8	2-1/8	M37B20	74.39
1-1/4	2-1/4	M40B09	80.17
1-3/8	2-1/2	M49B47	99.95
1-1/2	3	M75B55	155.11
1-5/8	3-1/8	M81B83	163.66
1-3/4	3-1/4	M86B12	172.24
1-7/8	3-3/8	M90B42	180.83
2	3-1/2	M94B69	189.38
2-1/8	3-5/8	M98B98	197.97
2-1/4	3-3/4	M103B288	206.55
2-3/8	3-7/8	M108B36	216.73
2-1/2	3-7/8	M100B47	200.94
2-3/4	4	M96B53	193.07
3	4-1/4	M103B72	207.43
18 GA - NARROW RIM			
1/2	7/8	M6B03	12.07
9/16	1	M7B96	15.92
5/8	1	M7B08	14.16
3/4	1-1/4	M11B64	23.29
7/8	1-3/8	M13B11	26.23
1	1-1/2	M14B53	29.07
1-1/8	1-3/4	M21B02	42.05
1-1/4	1-7/8	M22B85	45.70
1-3/8	2-1/8	M30B81	61.62
1-1/2	2 1/4	M32B99	65.98
1-5/8	2-3/8	M35B10	70.20
1-3/4	2-1/2	M37B30	74.60
2	3	M58B81	117.62
14 GA - WIDE RIM			
5/8	1-1/4	M18B64	37.28
3/4	1-1/2	M26B87	53.74
7/8	1-3/4	M36B67	73.35
1	2	M47B88	95.76
1-1/8	2-1/8	M51B90	103.80
1-1/4	2-1/4	M55B84	111.68
1-3/8	2-1/2	M68B97	137.94
1-1/2	3	M107B04	214.09
1-5/8	3-1/8	M112B91	225.82
1-3/4	3-1/4	M118B86	237.72
1-7/8	3-3/8	M125B04	250.09
2	3-1/2	M130B67	261.34
2-1/8	3-5/8	M136B62	273.24
2-1/4	3-3/4	M142B48	284.97
2-1/2	3-7/8	M138B63	277.26
2-3/4	4	M131B94	263.88
3	4-1/4	M143B09	286.18
14 GA - NARROW RIM			
1/2	7/8	M8B23	16.46
9/16	1	M11B04	22.07
5/8	1	M9B72	19.44
3/4	1-1/4	M16B11	32.21
7/8	1-3/8	M18B12	36.23
1	1-1/2	M20B13	40.26
1-1/8	1-3/4	M29B05	58.10
1-1/4	1-7/8	M31B52	63.04
1-3/8	2-1/8	M42B52	85.07



I.D.	O.D.	STOCK	LIST/100
14 GA - NARROW RIM CONTINUED			
1-1/2	2-1/4	M45B51	\$91.02
1-5/8	2-3/8	M48B05	96.09
1-3/4	2-1/2	M34B14	68.28
1-7/8	2-7/8	M76B40	152.81
2	3	M80B43	160.85
2-1/8	3-1/8	M84B45	168.90
2-1/4	3-1/4	M88B40	176.81
2-3/8	3-3/8	M92B41	184.82
2-1/2	3-1/2	M96B45	192.90
10 GA - WIDE RIM			
3/4	1-1/2	M43B59	87.17
7/8	1-3/4	M59B42	118.84
1	2	M77B67	155.24
1-1/8	2-1/8	M84B09	168.19
1-1/4	2-1/4	M90B50	181.00
1-3/8	2-1/2	M111B68	223.35
1-1/2	3	M173B38	346.75
1-5/8	3-1/8	M183B01	366.02
1-3/4	3-1/4	M192B54	385.08
1-7/8	3-3/8	M202B17	404.35
2	3-1/2	M211B71	423.41
2-1/8	3-5/8	M221B34	442.68
2-1/4	3-3/4	M230B87	461.74
2-1/2	3-7/8	M224B67	449.34
2-3/4	4	M215B91	431.83
3	4-1/4	M231B94	463.87
10 GA - NARROW RIM			
1/2	7/8	M13B40	26.80
5/8	1	M15B75	31.50
3/4	1-1/4	M26B08	52.15
7/8	1-3/8	M29B32	58.64
1	1-1/2	M32B55	65.10
1-1/8	1-3/4	M47B08	94.17
1-1/4	1-7/8	M51B11	102.21
1-3/8	2-1/8	M68B97	137.94
1-1/2	2-1/4	M73B85	147.71
1-5/8	2-3/8	M77B99	155.99
1-3/4	2-1/2	M82B79	165.59
1-7/8	2-7/8	M123B93	247.86
2	3	M130B40	260.80
2-1/8	3-1/8	M136B97	273.95
2-1/4	3-1/4	M143B45	286.89
2-3/8	3-3/8	M149B92	299.84
2-1/2	3-1/2	M156B39	312.79

FENDER WASHERS

ZINC PLATED

<u>I.D.</u>	<u>O.D.</u>	<u>STOCK/100</u>	<u>LIST/100</u>
3/16	1	F3W73	\$7.45
3/16	1-1/4	F5W05	10.10
1/4	1	F3W78	7.57
1/4	1-1/4	F5W03	10.06
1/4	1-1/2	F6W84	13.69
5/16	1-1/4	F5W37	10.74
5/16	1-1/2	F7W29	14.59
3/8	1-1/2	F8W45	16.91
3/8	1-1/4	F7W95	15.89



QUICK REPAIR STEEL OVERLAP WASHERS

<u>SIZE</u>	<u>STOCK/EA</u>	<u>LIST/EA</u>
3/4	Q3R83	\$6.62
7/8	Q2R64	5.28
1	Q2R71	5.42
1-1/8	Q3R43	6.87
1-1/4	Q3R89	7.79
1-3/8	Q2R40	4.80
1-1/2	Q3R52	7.04
1-3/4	Q2R55	5.10
2	Q3R90	7.80

- LOCKS IN A JIFFY
- TAKES UP END PLAY SHAFTS
- TIGHTENS GEARS
- DIE-HARDENED FOR SAFETY
- POSITIVE LOCKING



HALF MOON KEYS (WOODRUFF KEYS)

<u>MODEL</u>	<u>STOCK</u>	<u>SIZE</u>	<u>LIST</u>
#1	WK08	1/2 X 1/16	0.16
#10	WK14	7/8 X 5/32	0.28
#11	WK19	7/8 X 3/16	0.38
#12	WK21	7/8 X 7/32	0.42
#126	WK30	2-1/8 X 3/16	0.60
#127	WK42	2-1/8 X 1/4	0.84
#129	WK68	2-1/8 X 3/8	1.36
#12-A	WK29	7/8 X 1/4	0.58
#13	WK22	1 X 3/16	0.44
#14	WK26	1 X 7/32	0.52
#141	WK31	1/4 X 1/8	0.62
#15	WK31	1 X 1/4	0.62
#152	WK70	1 X 3/8	1.40
#15-B	WK42	1 X 5/16	0.84
#161	WK28	5/16 X 1-1/8	0.56
#18	WK72	1-1/8 X 1/4	1.44
#2	WK08	1/2 X 3/32	0.16
#21	WK05	1-1/4 X 1/4	0.10
#21-E	WK78	1-1/4 X 3/8	1.56
#22	WK50	1-3/8 X 1/4	1.00
#24	WK66	1-1/2 X 1/4	1.32
#25-G	W1K22	1-1/2 X 3/8	2.44



<u>MODEL</u>	<u>STOCK</u>	<u>SIZE</u>	<u>LIST</u>
#27	WK48	1/4 X 1-3/4	0.96
#28	WK32	5/16 X 2-1/2	0.64
#29	WK51	3/8 X 2-1/2	1.02
#3	WK08	1/2 X 1/8	0.16
#4	WK08	5/8 X 3/32	0.16
#5	WK30	5/8 X 1/8	0.60
#6	WK06	5/8 X 5/32	0.12
#61	WK97	3/16 X 5/8	1.94
#7	WK09	3/4 X 1/8	0.18
#8	WK11	3/4 X 5/32	0.22
#9	WK12	3/4 X 3/16	0.24
#91	WK19	3/4 X 1/4	0.38
#RX	WK99	2-3/4 X 1/4	1.98
#S	W1K09	5/16 X 2-3/4	2.18
#SX	W1K09	5/16 X 2-3/4	2.18
#U	WK83	7/16 X 2-3/4	1.66
#VX	W1K22	1/2 X 2-3/4	2.44

SPRING PINS

- SINGLE-TURN ROLLED PIN, FORMED WITH ONE STRAIGHT PARALEL SLOT.
- SLOTTED PINS ARE ECONOMICAL AND TIME SAVING AS THEY CAN BE INSTALLED IN A SINGLE OPERATION.
- THE HOLLOW DESIGN AND SLOT GIVE THEM THEIR UNIQUE SELF-LOCKING CAPABILITIES.
- ZINC PLATED



	SIZE	STOCK	LIST/100		SIZE	STOCK	LIST/100	
1/16	X 1/2	S1P80	\$3.60	1/4	X 5/8	S7P20	14.40	
	X 5/8	S1P80	3.60		X 3/4	S8P00	16.00	
5/64	X 1/2	S2P71	5.42	X 7/8	S9P20	18.40		
	X 5/8	S2P82	5.64	X 1	S12P00	24.00		
3/32	X 1/2	S2P20	4.40	X 1-1/8	S12P30	24.60		
	X 5/8	S2P20	4.40	X 1-1/4	S16P67	33.34		
	X 1	S3P20	6.40	X 1-3/8	S15P00	30.00		
	X 1-1/4	S5P20	10.40	X 1-1/2	S17P56	35.12		
1/8	X 1-1/2	S4P30	8.60	X 1-3/4	S20P70	41.40		
	X 1/2	S2P80	5.60	X 2	S23P00	46.00		
	X 5/8	S3P20	6.40	X 2-1/4	S27P00	54.00		
	X 3/4	S3P50	7.00	X 2-1/2	S29P30	58.60		
	X 7/8	S3P80	7.60	X 2-3/4	S28P56	57.12		
	X 1	S4P20	8.40	X 3	S26P77	53.54		
	X 1-1/4	S5P30	10.60	5/16	X 3/4	S10P30	20.60	
	X 1-1/2	S7P30	14.60		X 7/8	S11P30	22.60	
X 1-3/4	S7P50	15.00	X 1		S14P70	29.40		
X 2	S7P80	15.60	X 1-1/4		S9P20	18.40		
5/32	X 5/8	S3P70	7.40		X 1-1/2	S18P20	36.40	
	X 3/4	S5P30	10.60		X 1-3/4	S26P00	52.00	
	X 7/8	S4P80	9.60		X 2	S28P52	57.04	
	X 1	S4P20	8.40		X 2-1/4	S31P93	63.86	
	X 1-1/4	S3P70	7.40	X 2-1/2	S38P20	76.40		
	X 1-3/8	S6P70	13.40	X 2-3/4	S20P20	40.40		
	X 1-1/2	S9P20	18.40	X 3	S51P00	102.00		
	X 1-3/4	S8P30	16.60	X 3-1/2	S65P00	130.00		
3/16	X 2	S9P27	18.54	X 3-3/4	S65P30	130.60		
	X 2-1/4	S10P30	20.60	3/8	X 3/4	S16P20	32.40	
	X 2-1/2	S8P20	16.40		X 1	S20P70	41.40	
	X 1/2	S1P80	3.60		X 1-1/4	S24P80	49.60	
	X 5/8	S5P00	10.00		X 1-1/2	S29P20	58.40	
	X 3/4	S8P00	16.00		X 1-3/4	S33P50	67.00	
	X 7/8	S5P70	11.40		X 2	S67P75	135.50	
	X 1	S6P70	13.40		X 2-1/4	S54P00	108.00	
	X 1-1/8	S7P30	14.60		X 2-1/2	S46P54	93.08	
	X 1-1/4	S9P20	18.40	7/16	X 3	S42P80	133.00	
	X 1-3/8	S8P50	17.00		X 1-1/2	S52P05	104.10	
	X 1-1/2	S9P50	19.00		X 2	S66P51	133.02	
	X 1-5/8	S9P70	19.40		X 2-1/2	S92P55	185.80	
	X 1-3/4	S16P67	33.34		X 3	S95P95	191.90	
	X 2	S16P67	33.34		1/2	X 1-1/4	S37P20	74.40
	X 2-1/4	S13P20	26.40			X 1-1/2	S44P20	88.40
X 2-1/2	S14P30	28.60	X 1-3/4			S54P50	109.00	
7/32	X 3/4	S6P70	13.40	X 2		S57P80	115.60	
	X 1	S5P50	11.00	X 2-1/2		S79P00	158.00	
	X 1-1/4	S11P20	22.40	X 3		S86P61	173.22	
	X 1-1/2	S13P20	26.40					
	X 1-3/4	S15P20	30.40					
	X 2	S33P34	66.68					
	X 2-1/4	S33P30	66.60					
	X 2-1/2	S20P07	40.14					
X 3	S20P50	41.00						

SPIRAL PINS

- STANDARD COIL PIN
- BLACK



				SIZE	STOCK	LIST
				7/32	X 1-1/2	\$42.10
					X 1-3/4	48.88
					X 2	56.04
				1/4	X 5/8	30.94
					X 3/4	33.74
					X 7/8	36.24
					X 1	38.78
					X 1-1/8	39.78
					X 1-1/4	40.64
					X 1-3/8	41.68
					X 1-1/2	58.00
					X 1-5/8	45.74
					X 1-3/4	51.28
					X 2	63.64
					X 2-1/4	60.38
					X 2-1/2	68.00
					X 3	92.56
				5/16	X 3/4	43.30
					X 7/8	44.90
					X 1	51.12
					X 1-1/8	57.42
					X 1-1/4	74.00
					X 1-1/2	102.00
					X 1-3/4	84.72
					X 2	57.04
					X 2-1/4	63.86
					X 2-1/2	70.00
					X 3	95.86
				3/8	X 3/4	216.72
					X 1	89.36
					X 1-1/4	109.06
					X 1-1/2	139.56
					X 1-5/8	138.60
					X 1-3/4	148.42
					X 2	212.00
					X 2-1/4	187.80
					X 2-1/2	288.00
					X 2-3/4	227.18
					X 3	246.88
					X 3-1/2	263.36

				SIZE	STOCK	LIST
				5mm X 20	M4S16	\$8.32
				6mm X 20	M5S57	11.02
				8mm X 40	M13S51	27.02
				8mm X 45	M15S10	30.20
				8mm X 50	M17S22	34.44
				8mm X 55	M17S99	35.97
				8mm X 60	M19S37	38.74
				8mm X 65	M20S86	41.72
				10mm X 60	M34S97	69.94
				10mm X 65	M42S35	84.70
				10mm X 70	M37S69	75.38
				10mm X 75	M59S20	118.40
				10mm X 80	M50S23	100.46
				10mm X 90	M60S64	121.28
				10mm X 70	M55S61	111.22
				12mm X 80	M62S31	124.62
				12mm X 90	M69S49	138.98

KEYSTOCK

- KEYSTOCK IS USED IN MACHINES WITH ROTATING DEVICES TO PROVIDE DRIVING TORQUE BETWEEN SHAFTS AND PULLEYS, GEARS AND SPROCKETS. CONVENTIONAL STYLE OF THE "CUT, FILE AND FIT" FAME.
- OVERSIZED TOLERANCES MAY REQUIRE FILING FOR FIT INTO KEYWAY



SQUARE KEYSTOCK

<u>SIZE</u>	<u>STOCK</u>	<u>LIST</u>
1/8 X 1/8	KS49	\$.98
3/16 X 3/16	KS72	1.44
1/4 X 1/4	KS96	1.92
5/16 X 5/16	K1S37	2.74
3/8 X 3/8	K1S97	3.94
7/16 X 7/16	K2S26	4.53
1/2 X 1/2	K3S21	6.43
5/8 X 5/8	K4S48	8.96
3/4 X 3/4	K6S76	13.52
7/8 X 7/8	K11S49	22.99
1 X 1	K12S79	25.58

METRIC SQUARE KEYSTOCK

<u>SIZE</u>	<u>STOCK</u>	<u>LIST</u>
4MM	M1K28	\$2.56
5MM	M1K54	3.08
6MM	M1K99	3.98
7MM	M2K57	5.15
8MM	M3K04	6.08
10MM	M4K22	8.44
12MM	M5K06	10.12

RECTANGULAR KEYSTOCK

<u>SIZE</u>	<u>STOCK</u>	<u>LIST</u>
3/16 X 1/8	K1S30	\$2.60
1/4 X 1/8	K1S25	2.50
1/4 X 3/16	KS90	1.80
5/16 X 3/16	K1S63	3.26
5/16 X 1/4	K1S52	3.04
3/8 X 3/16	K4S92	9.85
3/8 X 1/4	S1S75	3.51
3/8 X 5/16	K1S99	3.98
7/16 X 1/4	K4S24	8.48
7/16 X 5/16	K7S16	14.32
7/16 X 3/8	K3S90	7.81
1/2 X 1/4	K2S18	4.37
1/2 X 5/16	K4S04	8.08
1/2 X 3/8	K3S49	6.98
1/2 X 7/16	K6S91	13.82
1/2 X 5/8	K5S20	10.40


STEP KEYSTOCK

<u>SIZE</u>	<u>STOCK</u>	<u>LIST</u>
1/4 X 3/16	S7K58	\$15.16
1/4 X 3/8	S9K97	19.93
3/8 X 5/16	S11K43	22.87
5/16 X 1/4	S7K91	15.83

ADDITIONAL SIZES, AND STAINLESS ARE
AVAILABLE UPON REQUEST

ALL KEYSTOCK AND STEP KEYSTOCK ARE SOLD IN 12" LENGTHS

CLEVIS AND CORN PICKER PINS

	<u>SIZE</u>	<u>STOCK</u>	<u>LIST/100</u>		<u>SIZE</u>	<u>STOCK</u>	<u>LIST/100</u>		
3/16	X 1	C13P69	\$27.38		7/16	X 1	C26P65	\$53.31	
	X 1-1/4	C14P73	29.46			X 1-15/64	C30P76	61.52	
	X 1-1/2	C14P82	29.64			X 1-1/2	C40P31	80.62	
	X 2	C15P80	31.60			X 1-3/4	C44P92	89.85	
1/4	X 51/64	C13P24	26.49			X 2	C42P37	84.74	
	X 1/2	C12P63	25.25			X 2-1/4	C44P44	88.78	
	X 1	C14P70	29.40			X 2-3/8	C50P67	101.34	
	X 1-1/4	C14P70	29.40			X 2-1/2	C51P29	102.58	
	X 1-1/2	C16P00	32.00			X 2-5/8	C55P16	110.32	
	X 1-5/8	C16P70	33.40			X 2-3/4	C61P69	123.88	
	X 1-3/4	C19P74	39.48			X 3	C63P14	126.28	
	X 1-7/8	C20P21	40.41			X 4	C84P72	169.44	
	X 2	C18P67	39.34			1/2	X 1	C47P46	94.92
	X 2-1/4	C20P98	41.95				X 1-27/64	C55P09	110.18
	X 2-7/16	C21P39	42.79				X 1-1/4	C51P27	102.54
	X 2-1/2	C21P51	43.02				X 1-1/2	C51P24	102.48
	X 2-3/4	C22P55	45.09				X 2	C57P00	114.00
	X 3	C23P88	47.76				X 2-1/4	C62P49	124.98
	X 4	C33P98	69.97				X 2-1/2	C67P47	134.94
5/16	X 1	C12P00	24.00				X 2-3/4	C72P33	144.66
	X 1-1/4	C18P00	36.00				X 3	C76P07	152.14
	X 1-1/2	C19P46	38.92				X 4	C87P00	174.00
	X 1-5/8	C23P18	46.36			9/16	X 2	C95P19	190.38
	X 1-11/16	C23P90	47.80				X 2-1/2	C99P06	198.13
	X 1-3/4	C24P77	49.54				X 3	C110P12	220.24
	X 1-13/16	C25P18	50.37				X 4	C140P15	280.30
	X 1-7/8	C26P34	52.67			5/8	X 1-1/2	C60P22	120.44
	X 1-15/16	C38P16	76.32				X 2	C91P83	183.66
	X 2	C27P47	54.94			X 2-1/2	C104P88	209.75	
	X 2-3/16	C29P46	58.92			X 3	C133P10	266.20	
	X 2-1/4	C30P83	61.66			X 4	C158P00	316.00	
	X 2-1/2	C31P00	62.00		3/4	X 2	C133P22	266.44	
	X 2-5/8	C34P54	69.07			X 3	C241P90	483.80	
	X 2-3/4	C35P32	70.64			X 4	C254P93	509.86	
	X 2-13/16	C33P95	67.90						
	X 2-7/8	C34P64	69.27						
	X 3	C40P00	80.00						
	X 3-1/2	C48P56	97.13						
	X 4	C50P00	100.00						
3/8	X 1	C26P07	52.14						
	X 1-3/32	C26P20	52.40						
	X 1-1/4	C27P97	55.94						
	X 1-1/2	C32P33	64.66						
	X 1-3/4	C40P41	80.82						
	X 1-7/8	C41P30	82.60						
	X 2	C41P97	83.94						
	X 2-1/4	C43P15	86.30						
	X 2-23/64	C38P28	76.55						
	X 2-3/8	C43P74	87.47						
	X 2-1/2	C45P79	91.58						
	X 2-5/8	C47P51	95.02						
	X 2-3/4	C49P23	98.46						
	X 3	C52P00	104.00						
	X 3-1/2	C62P21	124.42						
	X 4	C80P00	160.00						
	X 6-1/8	C143P05	286.10						

ALLEN HEAD SOCKET SET SCREWS

NATIONAL COARSE

	<u>SIZE</u>	<u>STOCK</u>	<u>LIST/100</u>
10-24	X 1/4	A18S27	\$36.54
	X 5/16	A18S92	37.85
	X 3/8	A20S23	40.46
	X 1/2	A21S53	43.07
	X 3/4	A24S80	49.59
1/4	X 1	A30S67	61.34
	X 3/16	A18S85	37.70
	X 1/4	A20S24	40.48
	X 5/16	A22S91	45.82
	X 3/8	A23S71	47.42
	X 1/2	A25S52	51.04
	X 5/8	A27S41	54.81
	X 3/4	A30S45	60.90
5/16	X 1	A34S22	68.44
	X 1/4	A22S91	45.82
	X 5/16	A23S93	47.85
	X 3/8	A25S52	51.04
	X 1/2	A26S97	53.94
3/8	X 5/8	A28S13	56.26
	X 3/4	A28S66	57.71
	X 1	A36S25	72.50
	X 1/4	A27S99	55.97
	X 3/8	A29S29	58.58
	X 1/2	A30S74	61.48
	X 5/8	A33S35	66.70
	X 3/4	A36S44	72.88
	X 1	A42S53	85.06
	X 1-1/2	A55S83	111.65
X 2	A75S40	150.80	



NATIONAL COARSE CONTINUED

	<u>SIZE</u>	<u>STOCK</u>	<u>LIST/100</u>
1/2	X 1/2	A60S36	\$120.73
	X 5/8	A63S55	127.11
	X 3/4	A69S12	138.24
5/8	X 1	A77S94	155.88
	X 1-1/2	A92S08	184.15
	X 5/8	A104S65	209.29
	X 3/4	A110S49	220.98
	X 1	A115S71	231.42
	X 1-1/2	A156S12	312.24
X 2	A216S05	432.10	

NATIONAL FINE

	<u>SIZE</u>	<u>STOCK</u>	<u>LIST/100</u>
10-32	X 1/4	A18S27	36.54
1/4	X 1/4	A19S58	39.15
	X 3/8	A20S45	40.90
5/16	X 5/16	A25S45	50.90
	X 3/8	A26S10	52.20
3/8	X 3/8	A32S63	65.25
	X 1/2	A35S89	71.78
5/8	X 5/8	A83S52	167.04


SQUARE HEAD SET SCREWS



NATIONAL COARSE

	<u>SIZE</u>	<u>STOCK</u>	<u>LIST/100</u>
1/4	X 1/2	S26S75	\$53.51
	X 3/4	S28S71	57.42
	X 1	S31S97	63.95
	X 1-1/2	S35S24	70.47
5/16	X 1/2	S28S71	57.42
	X 3/4	S32S19	64.38
	X 1	S33S93	67.86
	X 1-1/2	S37S19	74.39
3/8	X 1/2	S35S24	70.47
	X 1	S40S46	80.91
	X 1-1/2	S46S33	92.66
	X 2	S57S42	114.84
7/16	X 1	S53S51	107.01
1/2	X 1	S67S28	134.56
	X 1-1/2	S80S33	160.66

ELEVATOR BOLTS



	<u>SIZE</u>	<u>STOCK</u>	<u>LIST/100</u>
1/4	X 2	E24B13	\$48.26
	X 2-1/2	E27B10	54.20
	X 3	E29B36	58.73

HEX SOCKET HEAD CAP SCREW

<u>SIZE</u>		<u>STOCK</u>	<u>NATIONAL COARSE</u> <u>LIST/100</u>	
10-24	X 3/8	H6S13	\$12.26	
	1/4	X 1/2	H8S11	16.22
		X 3/4	H8S74	17.49
		X 1	H9S99	19.98
		X 1-1/2	H10S76	21.52
5/16	X 2	H13S86	27.72	
	X 2-1/2	H19S17	38.34	
	X 1/2	H9S25	18.50	
	X 3/4	H9S99	19.98	
	X 1	H12S08	24.16	
	X 1-1/2	H13S96	27.92	
	X 2	H17S85	35.70	
	3/8	X 1/2	H11S80	23.60
		X 3/4	H12S18	24.36
		X 1	H14S88	29.75
X 1-1/2		H17S89	35.79	
X 1-3/4		H18S94	37.87	
7/16	X 2	H20S56	41.12	
	X 2-1/2	H27S72	55.45	
	X 3	H37S05	74.10	
	X 1	H79S61	159.22	
	X 2	H103S10	206.20	



<u>SIZE</u>	<u>STOCK</u>	<u>LIST/100</u>	
1/2	X 1	H102S95	\$205.90
	X 1-1/4	H106S58	213.15
	X 1-1/2	H110S20	220.40
	X 2	H119S26	238.53
	X 2-1/2	H137S39	274.78
5/8	X 3	H159S50	319.00
	X 4	H217S50	435.00
	X 1-1/2	H140S94	281.88
	X 2	H154S64	309.29
	X 2-1/2	H194S45	388.89
3/4	X 3	H210S52	421.04
	X 4	H336S69	673.38
	X 2	H239S47	478.94
	X 2-1/2	H306S68	613.35
	X 3	H344S52	689.04

LAG SCREWS



<u>SIZE</u>	<u>STOCK</u>	<u>BX/QTY</u>	<u>LIST/100</u>
1/4	X 1	L4S45	\$8.90
	X 1-1/4	L5S03	10.06
	X 2	L6S70	13.40
	X 2-1/2	L7S64	15.28
5/16	X 3	L8S37	16.73
	X 4	L12S22	24.44
	X 1-1/2	L8S02	16.04
	X 2	L9S70	19.40
	X 2-1/2	L11S31	22.62
	X 3	L12S40	24.80
3/8	X 3-1/2	L14S51	29.02
	X 4	L17S10	34.20
	X 1	L9S66	19.32
	X 1-1/4	L10S83	21.66
	X 1-1/2	L12S37	24.74
	X 2	L14S17	28.34
	X 2-1/2	L15S63	31.26
	X 3	L18S92	38.74
X 3-1/2	L21S69	43.38	

<u>SIZE</u>	<u>STOCK</u>	<u>BX/QTY</u>	<u>LIST/100</u>	
3/8	X 4	L24S16	50	48.32
	X 4-1/2	L27S00	50	54.00
	X 5	L31S58	50	63.16
1/2	X 6	L38S02	50	76.04
	X 1-1/2	L23S20	50	46.40
	X 2	L26S10	50	52.20
	X 3	L33S87	50	67.74
	X 3-1/2	L38S16	25	76.33
	X 4	L42S80	25	85.61
5/8	X 4-1/2	L47S97	25	95.93
	X 5	L52S49	25	104.98
	X 6	L63S45	25	126.90

PLOW BOLTS



<u>SIZE</u>	<u>STOCK</u>	<u>BX/QTY</u>	<u>LIST/100</u>	
3/8	X 1	P15B99	\$31.99	
	X 1-1/4	P18B04	36.08	
	X 1-1/2	P18B13	36.25	
	X 1-3/4	P22B33	44.66	
7/16	X 2	P24B51	49.01	
	X 2-1/2	P30B69	50	61.38
	X 1-1/4	P27B77	50	55.54
	X 1-1/2	P28B88	50	57.77
	X 1-3/4	P31B46	50	62.92
	X 2	P31B62	50	63.25
	X 2-1/2	P37B78	50	75.56

<u>SIZE</u>	<u>STOCK</u>	<u>BX/QTY</u>	<u>LIST/100</u>	
1/2	X 1-1/2	P37B65	50	75.30
	X 2	P42B35	50	84.70
	X 2-1/2	P52B20	50	100.40
	X 3	P59B06	50	118.12
5/8	X 2	P90B42	25	180.84
	X 2-1/2	P108B52	25	217.04
	X 3	P129B05	25	258.10

GRADE 5 HEX HEAD CAP SCREWS

- NATIONAL COARSE
- ZINC PLATED



	SIZE	STOCK	BX/QTY	LIST/100		SIZE	STOCK	BX/QTY	LIST/100	
1/4	X 1/2	G4B35	100	\$8.70	7/16	X 3	G33B18	50	\$66.35	
	X 3/4	G4B46	100	8.92		X 3-1/2	G36B71	25	73.43	
	X 1	G4B76	100	9.51		X 4	G44B37	25	88.74	
	X 1-1/4	G5B80	100	11.60		X 4-1/2	G51B27	25	102.54	
	X 1-1/2	G6B19	100	12.38		X 5	G56B67	25	113.34	
	X 1-3/4	G7B08	100	14.15		X 5-1/2	G58B00	25	116.00	
	X 2	G7B77	100	15.54		X 6	G74B94	25	149.87	
	X 2-1/4	G8B70	100	17.40		1/2	X 3/4	G18B33	50	36.66
	X 2-1/2	G9B59	100	19.19			X 1	G20B30	50	40.60
	X 2-3/4	G10B15	100	20.30			X 1-1/4	G22B77	50	45.53
	X 3	G11B67	100	23.35			X 1-1/2	G25B87	50	51.74
	X 3-1/2	G14B75	100	29.49			X 1-3/4	G27B81	50	55.62
	X 4	G17B52	100	35.03			X 2	G32B57	50	65.13
	X 4-1/2	G20B33	100	40.66			X 2-1/4	G36B48	50	72.96
	X 5	G22B52	100	45.04			X 2-1/2	G38B05	50	76.10
	X 5-1/2	G24B65	100	49.30			X 3	G44B60	50	89.20
X 6	G26B10	100	52.20	X 3-1/2	G51B27		25	102.54		
5/16	X 1/2	G5B80	100	11.60	X 4		G56B32	25	112.64	
	X 3/4	G5B90	100	11.80	X 4-1/2		G60B32	25	120.64	
	X 1	G6B99	100	13.98	X 5		G69B77	25	139.55	
	X 1-1/4	G8B28	100	16.56	X 5-1/2		G72B96	25	145.93	
	X 1-1/2	G9B25	100	18.50	X 6		G80B62	25	161.24	
	X 2	G11B67	100	23.35	X 6-1/2		G92B63	25	185.25	
	X 2-1/4	G12B43	100	24.85	X 7	G107B30	25	214.60		
	X 2-1/2	G14B20	100	28.39	X 7-1/2	G110B84	25	221.68		
	X 2-3/4	G14B50	100	29.00	X 8	G120B87	25	241.74		
	X 3	G16B59	100	33.18	X 9	G155B27	25	310.53		
	X 3-1/2	G21B03	50	42.05	X 10	G166B00	25	331.99		
	X 4	G22B19	50	44.37	9/16	X 1	G35B09	25	70.18	
	X 4-1/2	G24B88	50	49.76		X 1-1/2	G38B80	25	77.60	
	X 5	G29B29	50	58.58		X 2	G50B52	25	101.04	
	X 5-1/2	G35B99	50	71.98		X 2-1/2	G55B10	25	110.20	
	X 6	G36B25	50	72.50		X 3	G66B64	25	133.28	
3/8	X 3/4	G8B67	100	17.34		X 3-1/2	G70B88	25	141.75	
	X 1	G10B37	100	20.74		X 4	G79B46	25	158.92	
	X 1-1/4	G11B56	100	23.11		X 4-1/2	G87B93	25	175.86	
	X 1-1/2	G13B31	100	26.62		X 5	G95B47	25	190.94	
	X 1-3/4	G14B50	100	29.00		X 5-1/2	G108B87	25	217.73	
	X 2	G16B86	100	33.73		5/8	X 1	G36B83	25	73.66
	X 2-1/4	G19B26	50	38.51			X 1-1/4	G40B60	25	81.20
	X 2-1/2	G20B42	50	40.83			X 1-1/2	G42B05	25	84.10
	X 2-3/4	G23B06	50	46.11			X 1-3/4	G46B63	25	93.26
	X 3	G24B51	50	49.01			X 2	G50B92	25	101.85
	X 3-1/2	G28B74	50	57.48			X 2-1/4	G59B45	25	118.90
	X 4	G33B73	50	67.45	X 2-1/2		G62B00	25	124.00	
	X 4-1/2	G39B53	50	79.05	X 3		G67B11	25	134.21	
	X 5	G42B57	50	85.14	X 3-1/2		G77B43	25	154.86	
	X 5-1/2	G48B26	50	96.51	X 4		G81B14	25	162.28	
	X 6	G65B42	50	130.85	X 4-1/2		G95B00	25	190.00	
X 7	G92B19	50	184.38	X 5	G101B96		25	203.93		
X 8	G100B05	50	200.10	X 5-1/2	G113B27		25	226.54		
7/16	X 3/4	G13B05	100	26.10	X 6		G120B00	25	240.00	
	X 1	G14B79	100	29.58	X 6-1/2		G154B20	25	308.40	
	X 1-1/4	G16B33	50	32.65	X 7		G160B95	25	321.90	
	X 1-1/2	G18B50	50	37.00	X 7-1/2	G178B35	25	356.70		
	X 1-3/4	G20B30	50	40.60	X 8	G183B50	20	367.00		
	X 2	G23B11	50	46.22	X 9	G228B45	20	456.90		
	X 2-1/4	G24B65	50	49.30	X 10	G250B85	20	501.70		
	X 2-1/2	G27B75	50	55.50						

GRADE 5 NC CAP SCREWS CONTINUED ON NEXT PAGE

GRADE 5 HEX HEAD CAP SCREWS CONTINUED

GR5 NC CONTINUED

	<u>SIZE</u>	<u>STOCK</u>	<u>BX/QTY</u>	<u>LIST/100</u>
3/4	X 1-1/2	G66B27	20	\$132.53
	X 2	G80B69	20	161.39
	X 2-1/2	G88B74	20	177.48
	X 3	G103B68	20	207.35
	X 3-1/2	G115B57	20	231.13
	X 4	G126B15	20	252.30
	X 4-1/2	G136B30	20	272.60
	X 5	G150B51	20	301.02
	X 5-1/2	G164B00	20	328.00
	X 6	G186B83	20	373.67
7/8	X 7	G210B83	20	421.66
	X 8	G265B93	20	531.86
	X 9	G304B50	20	609.00
	X 10	G383B67	10	767.34
	X 2	G118B90	15	237.80
	X 2-1/2	G131B25	15	263.90
	X 3	G154B66	15	309.31
	X 3-1/2	G169B95	15	339.30
	X 4	G186B37	15	372.79
	X 4-1/2	G205B90	15	411.80
1	X 5	G221B85	15	443.70
	X 5-1/2	G249B40	15	498.80
	X 6	G259B06	15	518.11
	X 7	G276B95	15	553.90
	X 8	G322B57	15	645.13
	X 9	G552B45	10	1104.90
	X 2	G175B45	10	350.90
	X 2-1/2	G210B25	10	420.50
	X 3	G230B55	10	461.10
	X 3-1/2	G250B85	10	501.70
X 4	G295B80	10	591.60	
X 4-1/2	G323B35	10	646.70	
X 5	G343B07	10	686.14	
X 5-1/2	G371B78	10	743.56	
X 6	G391B50	10	783.00	
X 7	G441B09	10	882.18	
X 8	G491B84	10	983.68	
X 10	G619B15	10	1238.30	

GRADE 5 NF HEX HEAD CAP SCREWS

	<u>SIZE</u>	<u>STOCK</u>	<u>BX/QTY</u>	<u>LIST/100</u>
1/4	X 1/2	G4B35	100	\$8.70
	X 3/4	G5B80	100	11.60
	X 1	G6B45	100	12.90
	X 1-1/4	G7B25	100	14.50
	X 1-1/2	G7B82	100	15.63
	X 1-3/4	G8B70	100	17.40
	X 2	G9B43	100	18.85
	X 2-1/4	G10B15	100	20.30
	X 2-1/2	G11B03	100	22.07
	X 2-3/4	G13B05	100	26.10
5/16	X 3	G14B50	100	29.00
	X 3-1/2	G17B40	100	34.80
	X 4	G20B30	100	40.60
	X 4-1/2	G23B20	100	46.40
	X 5	G26B10	100	52.20
	X 6	G31B90	100	63.80
	X 1/2	G6B74	100	13.49
	X 3/4	G7B25	100	14.50
	X 1	G8B70	100	17.40
	X 1-1/4	G10B15	100	20.30
3/8	X 1-1/2	G11B08	100	22.16
	X 1-3/4	G13B05	100	26.10
	X 2	G14B50	100	29.00
	X 2-1/4	G15B95	100	31.90
	X 2-1/2	G16B43	100	32.85
	X 2-3/4	G17B40	100	34.80
	X 3	G18B85	100	37.70
	X 3-1/2	G24B65	50	49.30
	X 4	G29B00	50	58.00
	X 4-1/2	G31B90	50	63.80
7/16	X 5	G34B80	50	69.60
	X 6	G43B50	50	87.00
	X 1/2	G10B15	100	20.30
	X 3/4	G10B43	100	20.85
	X 1	G11B95	100	23.90
	X 1-1/4	G13B05	100	26.10
	X 1-1/2	G15B46	100	30.91
	X 1-3/4	G17B40	100	34.80
	X 2	G19B59	100	39.18
	X 2-1/4	G21B75	50	43.50
1	X 2-1/2	G24B01	50	48.02
	X 2-3/4	G24B65	50	49.30
	X 3	G27B93	50	55.85
	X 3-1/2	G31B90	50	63.80
	X 4	G36B25	50	72.50
	X 4-1/2	G47B85	50	95.70
	X 5	G49B30	50	98.60
	X 5-1/2	G55B10	50	110.20
	X 6	G58B00	50	116.00
	X 3/4	G16B39	100	32.77
1 1/8	X 1	G17B92	100	35.84
	X 1-1/4	G18B85	50	37.70
	X 1-1/2	G20B94	50	41.88
	X 1-3/4	G24B65	50	49.30
	X 2	G26B10	50	52.20
	X 2-1/4	G29B00	50	58.00
	X 2-1/2	G32B16	50	64.32
	X 3	G36B25	50	72.50
	X 3-1/2	G43B50	25	87.00
	X 4	G47B85	25	95.70
1 1/4	X 4-1/2	G58B00	25	116.00

GRADE 5 NF CAP SCREWS CONTINUED ON NEXT PAGE

GRADE 5 HEX HEAD CAP SCREWS CONTINUED

GRADE 5 NF HEX HEAD CAP SCREWS CONTINUED

	SIZE	STOCK	BX/QTY	LIST/100		SIZE	STOCK	BX/QTY	LIST/100
7/16	X 5	G62B35	25	\$124.700	7/8	X 2	G153B70	15	\$307.40
	X 5-1/2	G79B75	25	159.50		X 2-1/2	G165B30	15	330.60
	X 6	G84B10	25	168.20		X 3	G185B60	15	371.20
1/2	X 1	G23B20	50	46.40		X 3-1/2	G205B90	15	411.80
	X 1-1/4	G26B10	50	52.20		X 4	G221B85	15	443.70
	X 1-1/2	G29B29	50	58.58		X 4-1/2	G250B85	15	501.70
	X 1-3/4	G31B90	50	63.80		X 5	G272B60	15	545.20
	X 2	G33B31	50	72.62		X 5-1/2	G287B10	15	574.20
	X 2-1/4	G37B70	50	75.40		X 6	G362B50	15	725.00
	X 2-1/2	G43B09	50	86.19		X 7	G413B25	15	826.50
	X 3	G44B95	50	89.90		X 8	G597B94	15	1155.88
	X 3-1/2	G50B75	25	101.50	1	X 2	G203B00	10	406.00
	X 4	G62B35	25	124.70		X 2-1/2	G257B23	10	514.46
	X 4-1/2	G73B95	25	147.90		X 3	G292B76	10	585.51
	X 5	G81B20	25	162.40		X 3-1/2	G308B85	10	617.70
	X 5-1/2	G89B90	25	179.80		X 4	G342B20	10	684.40
	X 6	G94B25	25	188.50		X 4-1/2	G356B70	10	713.40
	X 6-1/2	G145B00	25	290.00		X 5	G407B75	10	814.90
	X 7	G149B35	25	298.70		X 5-1/2	G427B75	10	855.90
	X 8	G165B30	25	330.60		X 6	G456B75	10	913.50
9/16	X 1-1/2	G43B50	25	87.00		X 6-1/2	G507B50	10	1015.00
	X 2	G52B20	25	104.40		X 7	G540B85	10	1081.70
	X 2-1/2	G62B35	25	124.70		X 8	G672B80	10	1345.60
	X 3	G71B05	25	142.10					
	X 3-1/2	G78B30	25	156.60					
	X 4	G88B45	25	176.90					
	X 4 1/2	G94B25	25	188.50					
	X 5	G107B30	25	214.60					
	X 6	G156B60	25	313.20					
5/8	X 1	G42B05	25	84.10					
	X 1-1/4	G44B95	25	89.90					
	X 1-1/2	G47B85	25	95.70					
	X 1-3/4	G50B75	25	101.50					
	X 2	G56B55	25	113.10					
	X 2-1/2	G68B15	25	136.30					
	X 3	G81B20	25	162.40					
	X 3-1/2	G85B55	25	171.10					
	X 4	G95B70	25	191.40					
	X 4-1/2	G126B15	25	252.30					
	X 5	G146B45	25	292.90					
	X 5-1/2	G156B60	25	313.20					
	X 6	G163B85	25	327.70					
	X 6-1/2	G218B95	25	437.90					
	X 7	G234B90	25	469.80					
	X 8	G317B55	20	635.10					
3/4	X 1-1/2	G87B00	20	174.00					
	X 2	G100B05	20	200.10					
	X 2-1/4	G110B20	20	220.40					
	X 2-1/2	G116B00	20	232.00					
	X 3	G131B95	20	263.90					
	X 3-1/2	G147B90	20	295.80					
	X 4	G162B40	20	324.80					
	X 4-1/2	G175B45	20	350.90					
	X 5	G198B65	20	397.30					
	X 5-1/2	G208B80	20	417.60					
	X 6	G220B40	20	440.80					
	X 6-1/2	G281B30	20	562.60					
	X 7	G294B35	20	588.70					
	X 7-1/2	G303B05	20	606.10					
	X 8	G321B90	20	643.80					

GRADE 8 BOLTS ON NEXT PAGE

GRADE 8 NC HEX HEAD CAP SCREWS

- NATIONAL COARSE
- ZINC PLATED



SIZE	STOCK	BX/QTY	LIST/100	SIZE	STOCK	BX/QTY	LIST/100				
1/4	X 1/2	G7B25	50	\$14.50	1/2	X 1	G29B29	25	\$58.58		
	X 3/4	G7B50	50	15.00		X 1-1/4	G31B32	25	62.64		
	X 1	G8B10	50	16.20		X 1-1/2	G33B41	25	66.82		
	X 1-1/4	G8B29	50	16.54		X 1-3/4	G37B64	25	75.28		
	X 1-1/2	G8B70	50	17.40		X 2	G40B60	25	81.20		
	X 1-3/4	G10B1	50	20.30		X 2-1/4	G44B95	25	89.90		
	X 2	G11B0	50	22.16		X 2-1/2	G46B40	25	92.80		
	X 2-1/4	G13B0	50	26.10		X 2-3/4	G50B75	25	101.50		
	X 2-1/2	G13B5	50	27.00		X 3	G55B91	25	111.82		
	X 2-3/4	G14B5	50	29.00		X 3-1/2	G60B90	10	121.80		
	X 3	G15B9	50	31.90		X 4	G66B85	10	133.69		
	X 3-1/2	G21B7	50	43.50		X 4-1/2	G78B45	10	156.89		
	X 4	G26B1	50	52.20		X 5	G88B45	10	176.90		
	5/16	X 3/4	G8B70	50		17.40	X 5-1/2	G105B85	10	211.70	
		X 1	G10B1	50		20.30	X 6	G118B03	10	236.06	
		X 1-1/4	G10B5	50		21.00	9/16	X 1	G52B20	10	104.40
X 1-1/2		G11B8	50	23.61	X 1-1/2	G55B83		10	111.65		
X 1-3/4		G13B0	50	26.10	X 2	G62B79		10	125.57		
X 2		G14B1	50	28.30	X 2-1/2	G66B70		10	133.40		
X 2-1/4		G15B8	50	31.61	X 3	G81B78		10	163.56		
X 2-1/2		G16B7	50	33.47	X 3-1/2	G103B39		10	206.77		
X 3		G21B8	50	43.62	X 4	G113B25		10	226.49		
X 3-1/2		G28B0	25	56.14	X 5	G123B54		10	266.80		
X 4		G34B8	25	69.60	X 6	G150B80		10	301.60		
X 5		G43B5	25	87.00	5/8	X 1		G54B67	10	109.33	
X 6		G56B5	25	113.10		X 1-1/4		G57B46	10	114.92	
3/8		X 3/4	G13B0	50		26.10		X 1-1/2	G60B03	10	120.06
		X 1	G13B6	50		27.26		X 1-3/4	G64B24	10	128.47
		X 1-1/4	G15B1	50		30.22		X 2	G68B73	10	137.46
	X 1-1/2	G17B5	50	35.09		X 2-1/4		G74B53	10	149.06	
	X 1-3/4	G19B0	50	38.05		X 2-1/2		G78B01	10	156.02	
	X 2	G21B0	50	42.05		X 2-3/4	G84B54	10	169.07		
	X 2-1/4	G23B2	25	46.40		X 3	G89B76	10	179.51		
	X 2-1/2	G25B5	25	51.04		X 3-1/2	G95B27	10	190.53		
	X 2-3/4	G26B1	25	52.20		X 4	G107B74	10	215.47		
	X 3	G28B9	25	57.88		X 4-1/2	G118B47	10	236.93		
	X 3-1/2	G33B3	25	66.70		X 5	G126B15	10	252.30		
	X 4	G46B2	25	92.45		X 5-1/2	G157B18	10	314.36		
	X 4-1/2	G56B6	25	113.33		X 6	G174B73	10	349.45		
	X 5	G59B1	25	118.32		X 7	G257B67	10	515.33		
	X 5-1/2	G68B9	25	137.81	X 8	G269B85	10	539.69			
	X 6	G73B9	25	147.90							
7/16	X 1	G21B5	50	43.09							
	X 1-1/4	G23B2	25	46.40							
	X 1-1/2	G26B0	25	52.08							
	X 1-3/4	G27B5	25	55.10							
	X 2	G29B0	25	58.00							
	X 2-1/2	G34B8	25	69.60							
	X 3	G40B1	25	80.39							
	X 3-1/2	G54B8	10	109.62							
	X 4	G57B7	10	115.42							
	X 5	G64B6	10	129.34							
	X 6	G76B8	10	153.70							

**MORE GRADE 8 HEX HEAD CAP SCREWS
CONTINUED ON NEXT PAGE**

GRADE 8 NC HEX HEAD CAP SCREWS CONTINUED

	SIZE	STOCK	BX/QTY	LIST/100
3/4	X 1-1/2	G91B35	10	182.70
	X 2	G114B12	10	228.23
	X 2-1/2	G127B89	10	255.78
	X 3	G149B79	10	299.57
	X 3-1/2	G163B56	10	327.12
	X 4	G180B82	10	361.63
	X 4-1/2	G199B09	10	398.17
	X 5	G216B34	10	432.68
	X 5-1/2	G244B18	10	488.36
	X 6	G258B54	10	517.07
7/8	X 7	G355B98	10	711.95
	X 8	G409B48	10	818.96
	X 9	G527B51	10	1055.02
	X 10	G584B79	10	1169.57
	X 2	G209B38	5	418.76
	X 2-1/2	G236B35	5	472.70
	X 3	G276B95	5	553.90
	X 3-1/2	G292B90	5	585.70
	X 4	G332B05	5	664.10
	X 4-1/2	G358B15	5	716.30
1	X 5	G412B67	5	825.34
	X 5-1/2	G419B05	5	838.10
	X 6	G477B05	5	954.10
	X 7	G594B50	5	1189.00
	X 8	G660B91	5	1321.82
	X 9	G747B91	5	1495.82
	X 10	G783B00	5	1566.00
	X 2	G289B42	5	578.84
	X 3	G374B68	5	749.36
	X 4	G432B10	5	864.20
1 1/8	X 5	G508B37	5	1016.74
	X 6	G589B57	5	1179.14
1 1/4	X 7	G718B33	5	1436.66
	X 8	G812B97	5	1625.74
1 1/2	X 7	G1228B93	EA	2457.87
	X 8	G946B13	EA	1892.25
	X 3-1/2	G542B66	EA	1085.33
	X 5-1/2	G996B15	EA	1992.30
	X 6	G1009B43	EA	2018.86
1 3/4	X 7	G1442B75	EA	2885.50
	X 8	G1150B58	EA	2301.15
	X 10	G2585B35	EA	5170.70
	X 4-1/2	G2205B45	EA	4410.90
	X 6-1/2	G2878B61	EA	5757.23
	X 9	G3721B98	EA	7443.95
	X 12	G3507B29	EA	7014.58

OTHER SIZES ARE AVAILABLE UPON REQUEST

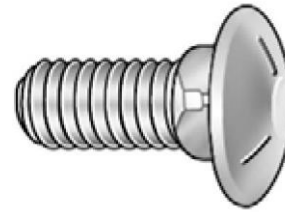
GRADE 8 NF HEX HEAD CAP SCREWS

	SIZE	STOCK	BX/QTY	LIST/100		SIZE	STOCK	BX/QTY	LIST/100
1/4	X 1/2	G7B25	50	14.50	9/16	X 1-1/2	G65B25	10	130.50
	x 3/4	G8B20	50	16.40		X 2	G73B95	10	147.90
	X 1	G8B70	50	17.40		X 2-1/2	G91B35	10	182.70
	X 1-1/4	G9B75	50	19.50		X 3	G98B60	10	197.20
	X 1-1/2	G10B15	50	20.30		X 3-1/2	G126B88	10	253.75
	X 1-3/4	G13B05	50	26.10		X 4	G130B50	10	261.00
	X 2	G14B75	50	29.50		X 5	G159B50	10	319.00
	X 2-1/2	G15B95	50	31.90		X 6	G178B35	10	356.70
	X 3	G21B75	50	43.50	5/8	X 1	G62B35	10	124.70
	X 3-1/2	G23B20	50	46.40		X 1-1/4	G65B25	10	130.50
	X 4	G37B70	50	75.40		X 1-1/2	G69B60	10	139.20
5/16	X 1/2	G10B15	50	20.30		X 1-3/4	G76B85	10	153.70
	X 3/4	G10B88	50	21.75		X 2	G89B16	10	178.32
	X 1	G11B60	50	23.20		X 2-1/2	G91B35	10	182.70
	X 1-1/4	G13B05	50	26.10		X 3	G101B50	10	203.00
	X 1-1/2	G14B50	50	29.00		X 3-1/2	G117B45	10	234.90
	X 1-3/4	G17B40	50	34.80		X 4	G129B05	10	258.10
	X 2	G18B85	50	37.70		X 4-1/2	G143B55	10	287.10
	X 2-1/2	G20B30	50	40.60		X 5	G159B50	10	319.00
	X 3	G27B55	50	55.10		X 5-1/2	G169B65	10	339.30
	X 3-1/2	G33B35	25	66.70		X 6	G195B75	10	391.50
	X 4	G42B05	25	84.10	3/4	X 1-1/2	G113B10	10	226.20
	X 5	G65B25	25	130.50		X 2	G130B50	10	261.00
3/8	X 1/2	G14B50	50	29.00		X 2-1/2	G150B80	10	301.60
	X 3/4	G15B23	50	30.46		x 3	G172B55	10	345.10
	X 1	G15B95	50	31.90		X 3-1/2	G197B20	10	394.40
	X 1-1/4	G17B40	50	34.80		X 4	G204B45	10	408.90
	X 1-1/2	G20B30	50	40.60		X 4-1/2	G213B15	10	426.30
	X 2	G24B65	50	49.30		X 5	G253B75	10	507.50
	X 2-1/4	G29B00	25	58.00		X 5-1/2	G281B30	10	562.60
	X 2-1/2	G31B90	25	63.80		X 6	G295B80	10	591.60
	X 3	G33B35	25	66.70	7/8	X 2	G240B70	5	481.40
	X 3-1/2	G42B05	25	84.10		X 2-1/2	G266B80	5	533.60
	X 4	G56B55	25	113.10		X 3	G341B33	5	682.66
	X 4-1/2	G68B15	25	136.30		X 3-1/2	G359B60	5	719.20
	X 5	G81B20	25	162.40		X 4	G406B58	5	813.16
	X 5-1/2	G92B80	25	185.60		X 4-1/2	G420B50	5	841.00
	X 6	G101B50	25	203.00		X 5	G459B65	5	919.30
7/16	X 1	G24B65	50	49.30		X 5-1/2	G516B20	5	1032.40
	X 1-1/4	G27B55	25	55.10		X 6	G549B55	5	1099.10
	X 1-1/2	G30B45	25	60.90	1	X 2	G304B50	5	609.00
	X 1-3/4	G34B80	25	69.60		X 2-1/2	G362B50	5	725.00
	X 2	G36B25	25	72.50		x 3	G385B70	5	771.40
	X 2-1/2	G40B60	25	81.20		X 3-1/2	G398B75	5	797.50
	X 3	G46B40	25	92.80		X 4	G461B10	5	922.20
	X 3-1/2	G62B35	10	124.70		X 4-1/2	G494B45	5	988.90
	X 4	G68B15	10	136.40		X 5	G519B10	5	1038.20
	X 4-1/2	G79B75	10	159.50		X 5-1/2	G536B50	5	1073.00
	X 5	G97B15	10	194.30		X 6	G642B35	5	1284.70
1/2	X 3/4	G33B58	25	67.16					
	X 1	G34B80	25	69.60					
	X 1-1/4	G36B25	25	72.50					
	X 1-1/2	G37B70	25	75.40					
	X 1-3/4	G46B40	25	92.80					
	X 2	G51B74	25	103.47					
	X 2-1/4	G52B20	25	104.40					
	X 2-1/2	G55B10	25	110.20					
	X 3	G62B35	25	124.70					
	X 3-1/2	G72B50	10	145.00					
	X 4	G78B30	10	156.60					
	X 4-1/2	G113B10	10	226.20					
	X 5	G117B45	10	234.90					
	X 5-1/2	G130B50	10	261.00					
	X 6	G137B75	10	275.50					

OTHER SIZES ARE AVAILABLE
UPON REQUEST

GRADE 5 CARRIAGE BOLTS

- NATIONAL COURSE THREAD
- ZINC PLATED




<u>SIZE</u>	<u>STOCK</u>	<u>BX/QTY</u>	<u>LIST/100</u>
1/4	X 3/4	C7B50	100 \$15.00
	X 1	C7B98	100 15.95
	X 1-1/2	C9B37	100 18.73
	X 2	C11B60	100 23.20
	X 2-1/2	C13B05	100 26.10
5/16	X 3/4	C11B60	100 23.20
	X 1	C12B82	100 25.64
	X 1-1/4	C14B25	100 28.51
	X 1-1/2	C15B27	100 30.54
	X 2	C17B21	100 34.42
3/8	X 2-1/2	C23B42	100 46.84
	X 3/4	C18B21	100 36.42
	X 1	C20B11	100 40.22
	X 1-1/4	C21B56	100 43.12
	X 1-1/2	C23B71	100 47.42
7/16	X 1-3/4	C24B65	100 49.30
	X 2	C29B68	100 59.36
	X 2-1/2	C33B81	50 67.63
	X 3	C39B15	50 78.30
	X 3-1/2	C43B36	50 86.71
7/16	X 4	C47B50	50 95.00
	X 1-1/4	C33B00	50 66.00
	X 1-1/2	C41B04	50 82.07
	X 2	C48B87	50 97.73
	X 2-1/2	C58B35	50 116.70
7/16	X 3	C61B10	50 122.20
	X 3-1/2	C68B15	25 136.30
	X 4	C78B30	25 156.60

<u>SIZE</u>	<u>STOCK</u>	<u>BX/QTY</u>	<u>LIST/100</u>
1/2	X 1-1/2	C46B05	50 \$92.10
	X 2	C54B67	50 109.33
	X 2-1/2	C58B00	50 116.00
	X 3	C68B15	50 136.30
	X 4	C90B19	25 180.38
5/8	X 5	C97B90	25 195.81
	X 2	C85B96	25 171.91
	X 2-1/2	C97B04	25 194.08
	X 3	C106B43	25 212.86
	X 3-1/2	C118B90	25 237.80
3/4	X 4	C133B86	25 267.73
	X 5	C140B65	25 281.30
	X 6	C173B59	25 347.19
	X 3	C202B57	20 405.13
	X 4	C239B25	20 478.50
3/4	X 5	C294B35	20 588.70
	X 6	C326B25	20 652.50

NOTE: WE HAVE A FEW GRADE 2 CARRIAGE BOLTS STILL IN STOCK.
THEY WILL BE DISCONTINUED WHEN OUT.

HEX NUTS

- ZINC PLATED



STANDARD NC HEX NUT

<u>SIZE</u>	<u>STOCK</u>	<u>BX/QTY</u>	<u>LIST/100</u>
1/4	S1N36	100	\$2.73
5/16	S2N16	100	4.32
3/8	S2N99	100	5.97
7/16	S6N00	50	12.00
1/2	S7N19	50	14.38
9/16	S12N12	25	24.24
5/8	S14N85	25	29.70
3/4	S23N85	20	47.71
7/8	S37N70	15	75.40
1	S64N38	10	128.76
1-1/8	S105N13	10	210.25
1-1/4	S142N10	10	284.20
1-1/2	S317N55	5	635.10

STANDARD NF HEX

<u>SIZE</u>	<u>STOCK</u>	<u>BX/QTY</u>	<u>LIST/100</u>
1/4	S1N73	100	\$3.45
5/16	S2N58	100	5.16
3/8	S4N06	100	8.12
7/16	S6N58	50	13.17
1/2	S8N18	50	16.36
5/8	S16N01	25	32.02
3/4	S27N19	20	54.08
7/8	S43N89	15	87.78
1	S73N95	10	147.90
1-1/8	S123N69	10	247.38
1-1/4	S163N27	10	326.54
1-1/2	S311N50	10	623.01

HEX NUTS CONTINUED ON NEXT PAGE

HEX NUTS CONTINUED



- ZINC PLATED
- GRADE 8 ARE "YELLOW DICHROMATE" CERTIFIED

GRADE 5 NC HEX NUT

<u>SIZE</u>	<u>STOCK</u>	<u>BX/QTY</u>	<u>LIST/100</u>
1/4	G2N25	100	\$4.50
5/16	G3N32	100	6.64
3/8	G4N61	100	9.22
7/16	G9N16	50	18.33
1/2	G9N95	50	19.89
5/8	G19N55	25	39.09
3/4	G30N81	20	61.63
7/8	G49N78	15	99.56
1	G76N71	10	153.42

GRADE 8 NC HEX NUT

<u>SIZE</u>	<u>STOCK</u>	<u>BX/QTY</u>	<u>LIST/100</u>
1/4	G4N87	50	\$9.74
5/16	G7N25	50	14.50
3/8	G9N19	50	18.38
7/16	G15N95	25	31.90
1/2	G20N82	25	41.64
9/16	G32N77	10	65.54
5/8	G37N12	10	74.24
3/4	G42N34	10	84.68
7/8	G59N74	5	119.48
1	G100N34	5	200.68



NF CASTLE NUTS

<u>SIZE</u>	<u>STOCK</u>	<u>LIST/100</u>
1/4	C64N60	\$129.20
5/16	C71N12	142.25
3/8	C81N93	163.85
7/16	C87N44	174.87
1/2	C110N39	220.78
9/16	C167N69	335.39
5/8	C187N05	374.10
3/4	C250N56	501.12
7/8	C341N91	683.82
	GRADE 5	
1	C257N50	515.00
1-1/8	C311N00	622.00
1-1/4	C569N42	1138.84

NC SLOTTED NUTS

<u>SIZE</u>	<u>STOCK</u>	<u>LIST/100</u>
1/4	S42N41	\$84.03
5/16	S45N68	91.35
3/8	S49N59	99.18
7/16	S52N85	105.71
1/2	S58N73	117.45
9/16	S88N74	177.48
5/8	S96N57	193.14
3/4	S127N89	255.78
7/8	S209N28	418.56
1	S253N17	506.34
	GRADE 5	
1-1/8	S168N82	337.64
1-1/4	S277N00	554.00
1-3/8	S417N84	835.68
1-1/2	S873N00	1746.00
1-5/8	S879N00	1758.00
1-3/4	S781N00	1562.00
1-7/8	S879N00	1758.00



NC HEX JAM NUTS

<u>SIZE</u>	<u>STOCK</u>	<u>LIST/100</u>
1/4	J2N33	\$4.66
5/16	J3N76	7.51
3/8	J4N87	9.74
7/16	J7N86	15.72
1/2	J10N56	21.11
9/16	J12N69	25.38
5/8	J25N78	51.56
3/4	J29N22	58.44
7/8	J51N66	103.33
1	J68N00	136.00

NF HEX JAM NUTS

<u>SIZE</u>	<u>STOCK</u>	<u>LIST/100</u>
1/4	J2N64	\$5.28
5/16	J4N26	8.53
3/8	J5N48	10.96
7/16	J9N34	18.68
1/2	J9N00	18.00
9/16	J15N23	30.45
5/8	J23N24	46.49
3/4	J21N00	42.00

HEX NUTS CONTINUED ON NEXT PAGE

HEX NUTS CONTINUED

NYLON INSERT LOCK NUTS

<u>SIZE</u>	<u>NC STOCK</u>	<u>LIST/100</u>
1/4	L3N51	\$7.02
5/16	L4N25	8.50
3/8	L6N03	12.06
7/16	L8N21	16.41
1/2	L13N63	27.26
9/16	L19N89	39.79
5/8	L26N33	52.66
3/4	L40N96	81.93
7/8	L77N04	154.08
1	L122N09	244.18
1-1/8	L506N80	1013.60
1-1/4	L544N41	1088.82



<u>SIZE</u>	<u>NF STOCK</u>	<u>LIST/100</u>
1/4	L3N38	\$6.76
5/16	L4N89	9.77
3/8	L5N90	11.80
7/16	L6N97	13.95
1/2	L15N69	31.38
9/16	L18N60	37.21
5/8	L30N22	60.44
3/4	L47N13	94.25
7/8	L90N05	180.10
1	L168N92	337.84
1-1/8	L530N71	1061.42
1-1/4	L804N66	1609.32

TOP LOCK NUTS



<u>SIZE</u>	<u>STOCK</u>	<u>LIST/100</u>
1/4	T4N19	\$8.38
5/16	T5N87	11.75
3/8	T8N67	17.34
7/16	T11N63	23.26
1/2	T19N00	38.00
5/8	T41N93	83.87
3/4	T71N56	143.12

FLANGE NUTS



<u>SIZE</u>	<u>STOCK</u>	<u>LIST/100</u>
1/4	F2N90	\$5.80
5/16	F4N35	8.70
3/8	F5N90	11.80
7/16	F8N99	17.98
1/2	F16N47	32.94
5/8	F38N98	77.95
3/4	F59N96	119.92


WING NUTS



<u>SIZE</u>	<u>STOCK</u>	<u>LIST/100</u>
6-32	W8N71	\$17.43
8-32	W14N53	29.06
1/4	W12N73	25.46
5/16	W11N98	23.95
3/8	W18N08	36.16
7/16	W64N97	129.95
1/2	W64N97	129.95

METRIC HEX CAP SCREWS

10.9 STANDARD PITCH ZINC PLATED



<u>DIA./PITCH</u>	<u>LENGTH/mm</u>	<u>STOCK</u>	<u>LIST/100</u>	<u>DIA./PITCH</u>	<u>LENGTH/mm</u>	<u>STOCK</u>	<u>LIST/100</u>
6 mm x 1.0	12	M12S89	25.78	12 mm x 1.75	30	M101S04	202.28
	30	M41S08	82.16		35	M108S39	216.78
	35	M42S53	85.06		40	M132S31	264.63
	40	M44S76	89.52		50	M156S96	313.93
	50	M60S80	121.60		60	M167S48	334.95
	60	M68S88	137.75		70	M177S99	355.98
8 mm x 1.25	70	M74S68	149.30	14 mm x 2.0	75	M188S50	377.00
	16	M42S73	85.46		80	M199S01	398.03
	20	M45S31	90.63		90	M216S41	432.83
	25	M48S82	97.64		100	M230S19	460.38
	30	M52S81	105.62		30	M135S82	271.64
	35	M59S33	118.67		35	M142S10	284.20
	40	M61S87	123.74		40	M157S57	315.14
	50	M78S55	157.10		50	M191S88	383.76
	60	M88S93	177.86		60	M239S73	478.46
	70	M99S76	199.52		70	M267S77	535.54
10 mm x 1.5	75	M107S74	215.47	16 mm x 2.0	80	M299S67	599.34
	80	M115S71	231.42		90	M316S58	633.16
	90	M157S69	315.38		40	M126S50	366.85
	110	M196S95	393.91		50	M152S25	441.53
	30	M66S45	132.91		60	M233S45	466.90
	35	M73S23	146.45		70	M251S33	502.66
	40	M87S25	174.49		80	M267S28	534.56
	45	M94S25	188.50		90	M285S17	570.34
	50	M101S25	202.51		110	M303S05	606.10
	60	M119S00	238.00				
70	M129S34	258.68					
75	M135S94	271.88					
80	M150S08	300.15					
100	M191S88	383.76					
110	M198S65	397.30					

METRIC SOCKET CAP SCREWS

CLASS 12.9

NATIONAL COARSE

<u>DIA./PITCH</u>	<u>LENGTH/mm</u>	<u>STOCK</u>	<u>LIST/100</u>	
3 mm x .50	6	S26C45	\$50.90	
	8	S26C10	52.20	
	10	S31C32	62.64	
	12	S32C63	65.25	
	16	S34C58	69.17	
	20	S35C89	71.78	
	25	S39C80	79.61	
	30	S42C41	84.83	
	4 mm x .70	10	S31C97	63.95
		12	S34C58	69.17
16		S36C54	73.08	
20		S38C50	77.00	
25		S44C37	88.74	
30		S45C68	91.35	
35		S47C63	95.27	
5 mm x .80	40	S50C90	101.80	
	10	S34C58	69.17	
	12	S37C85	75.69	
	16	S39C15	78.30	
	20	S44C37	88.74	
	25	S45C68	91.35	
	30	S47C63	95.27	
	35	S51C55	103.10	
	6 mm x 1.00	10	S39C15	78.30
		12	S41C11	82.22
16		S45C02	90.05	
20		S49C59	99.18	
25		S50C90	101.80	
30		S54C16	108.32	
35		S56C12	112.23	
40		S58C73	117.25	
45		S63C29	126.59	
50		S67C86	135.72	
8 mm x 1.25	55	S72C43	144.86	
	60	S75C69	151.38	
	16	S54C81	109.62	
	20	S57C42	114.84	
	25	S61C34	122.67	
	30	S65C25	130.50	
	40	S67C86	135.72	
	50	S73C73	147.47	
	60	S87C44	174.87	
	70	S102C44	204.89	
10 mm x 1.50	16	S64C60	129.20	
	20	S71C78	143.55	
	25	S78C30	156.60	
	30	S81C56	163.13	
	40	S94C61	189.23	
	50	S101C79	203.58	
	60	S109C62	219.24	
	70	S115C49	230.99	
	12 mm x 1.75	25	S99C18	198.36
		30	S107C01	214.02
40		S112C88	225.77	
50		S129C20	258.39	
60		S140C29	280.58	
70		S168C35	336.69	
80		S179C44	358.88	
90		S216C63	433.26	



CLASS 12.9

NATIONAL FINE

<u>DIA./PITCH</u>	<u>LENGTH/mm</u>	<u>STOCK</u>	<u>LIST/100</u>
8 mm x 1.00	16	F43S07	\$86.13
	20	F46S33	92.66
	25	F48S29	96.57
	30	F51S55	103.10
	40	F58S07	116.15
10 mm x 1.25	50	F66S56	133.11
	16	F54S81	109.62
	20	F59S38	118.76
	25	F61S99	123.98
	30	F91S78	143.55
12 mm x 1.50	40	F77S00	154.00
	50	F83S52	167.04
	60	F87S44	174.87
	25	F73S08	146.16
	30	F78S30	156.60
	40	F82S87	165.74
	50	F94S61	189.23



METRIC ALLEN HEAD SOCKET SET SCREWS

<u>DIA./PITCH</u>	<u>LENGTH/mm</u>	<u>STOCK</u>	<u>LIST/100</u>
4 mm x 0.70	5	A30S67	\$61.34
	6	A31S97	63.95
	8	A34S43	68.86
5 mm x 0.80	10	A34S58	69.17
	5	A34S58	69.17
	6	A35S24	70.47
	8	A36S54	73.08
	10	A37S19	74.39
6 mm x 1.00	12	A38S50	77.00
	6	A34S58	69.17
	8	A35S89	71.78
	10	A37S19	74.39
8 mm x 1.25	12	A39S15	78.30
	8	A42S41	84.83
	10	A46S33	92.66
	12	A50S24	100.49

METRIC WASHERS

<u>SIZE</u>	<u>STOCK</u>	<u>LIST/100</u>
3 mm	MW97	\$1.94
4 mm	M1W20	2.41
5 mm	M1W46	2.93
6 mm	M1W83	3.65
7 mm	M2W26	4.52
8 mm	M2W47	4.93
10 mm	M3W78	7.57
12 mm	M6W25	12.50
14 mm	M10W56	21.11
16 mm	M12W59	25.17
20 mm	M17W92	35.84

METRIC LOCK WASHERS

<u>SIZE</u>	<u>STOCK</u>	<u>LIST/100</u>
3 mm	M1L02	\$2.03
4 mm	M1L12	2.23
5 mm	M1L33	2.67
6 mm	M2L04	4.09
7 mm	M2L26	4.52
8 mm	M2L57	5.13
10 mm	M3L38	6.76
12 mm	M4L90	9.80
14 mm	M8L53	17.05
16 mm	M11L21	22.42
20 mm	M18L85	37.70

METRIC HEX NUTS

<u>SIZE</u>	<u>PITCH</u>	<u>STOCK</u>	<u>LIST/100</u>
4 mm	0.70	H1N45	\$2.90
5 mm	0.80	H1N57	3.13
6 mm	1.00	H2N45	4.90
7 mm	1.00	H4N35	8.70
8 mm	1.25	H4N92	9.83
10 mm	1.50	H10N72	21.43

METRIC NYLON INSERT LOCK NUTS

<u>SIZE</u>	<u>PITCH</u>	<u>STOCK</u>	<u>LIST/100</u>
NATIONAL COURSE			
4 mm	0.70	L7N00	\$14.00
5 mm	0.80	L7N25	14.50
6 mm	1.00	L7N50	15.00
7 mm	1.00	L7N75	15.50
8 mm	1.25	L8N00	16.00

STAINLESS 18-8 HEX CAP SCREWS NATIONAL COURSE - NC



<u>SIZE</u>	<u>STOCK</u>	<u>BX/QTY</u>	<u>LIST/100</u>
1/4" X 1/2"	S8B15	50	\$16.30
X 5/8"	S6B32	50	12.64
X 3/4"	S9B34	50	18.68
X 1"	S10B03	50	20.06
X 1-1/4"	S9B46	50	18.92
X 1-1/2"	S15B11	50	30.22
X 2"	S18B27	50	36.54
X 2-1/2"	S17B06	50	34.12
X 3"	S27B55	50	55.10
X 3-1/2"	S32B77	50	65.54
X 4"	S35B47	50	70.93
X 4-1/2"	S30B44	50	60.88
X 5"	S52B93	50	105.85
X 6"	S61B39	50	122.79
5/16" X 1/2"	S9B28	50	18.56
X 5/8"	S10B10	50	20.20
X 3/4"	S16B27	50	32.54
X 1"	S17B05	50	34.10
X 1-1/4"	S14B30	50	28.60
X 1-1/2"	S16B92	50	33.84
X 2"	S28B33	50	56.67
X 2-1/2"	S27B12	25	54.24
X 3"	S34B08	25	68.16
X 3-1/2"	S47B62	25	95.24
X 4"	S53B53	25	107.07
X 4-1/2"	S52B62	25	105.24
X 5"	S53B53	25	107.07
X 6"	S65B44	25	130.88
3/8" X 1/2"	S14B96	50	29.92
X 5/8"	S16B20	50	32.40
X 3/4"	S15B70	50	31.40
X 1"	S23B52	50	47.04
X 1-1/4"	S25B40	50	50.81
X 1-1/2"	S24B08	50	48.16
X 2"	S39B32	25	78.65
X 2-1/2"	S37B48	25	74.96
X 3"	S55B10	25	110.20
X 3-1/2"	S65B54	25	131.08
X 4"	S72B85	25	145.70
X 4-1/2"	S67B02	25	134.04
X 5"	S104B17	25	208.34
X 6"	S125B69	25	251.37
1/2" X 3/4"	S35B18	25	70.36
X 1"	S46B34	25	92.68
X 1-1/4"	S51B21	25	102.43
X 1-1/2"	S56B96	25	113.92
X 2"	S68B67	25	137.34
X 2-1/2"	S68B54	20	137.08
X 3"	S67B68	15	135.36
X 3-1/2"	S118B61	10	237.22
X 4"	S131B08	10	262.16
X 4-1/2"	S99B72	10	199.44
X 5"	S113B04	10	226.08
X 6"	S211B70	10	423.40

<u>SIZE</u>	<u>STOCK</u>	<u>BX/QTY</u>	<u>LIST/100</u>
5/8" X 1"	S69B16	10	138.32
X 1-1/2"	S105B71	10	211.41
X 2"	S119B34	10	238.67
X 2-1/2"	S95B92	10	191.84
X 3"	S168B20	10	336.40
X 3-1/2"	S127B92	10	253.84
X 4"	S143B22	10	286.44
X 4-1/2"	S165B04	10	330.08
X 5"	S178B10	10	356.20
X 5-1/2"	S196B38	10	392.76
X 6"	S205B78	10	411.56



STAINLESS CARRIAGE SCREWS

<u>SIZE</u>	<u>STOCK</u>	<u>BX/QTY</u>	<u>LIST/100</u>
1/4" X 3/4"	S12B19	50	\$24.39
X 1"	S14B21	50	28.42
X 1-1/4"	S14B82	50	29.64
X 1-1/2"	S16B92	50	33.84
X 2"	S20B85	50	41.70
X 2-1/2"	S26B04	50	52.08
X 3"	S29B77	50	59.54
X 3-1/2"	S33B48	50	66.96
X 4"	S42B69	25	85.38
X 4-1/2"	S63B77	25	127.54
X 5"	S83B88	25	167.77
X 6"	S116B23	25	232.46
5/16" X 3/4"	S18B27	50	36.54
X 1"	S21B82	50	43.65
X 1-1/4"	S25B30	50	50.60
X 1-1/2"	S29B19	50	53.38
X 2"	S36B98	50	73.95
X 2-1/2"	S46B28	25	92.57
X 3"	S53B42	25	106.84
X 3-1/2"	S61B61	25	123.22
X 4"	S70B06	25	140.12
3/8" X 1"	S34B34	50	68.67
X 1-1/4"	S36B26	50	72.53
X 1-1/2"	S43B56	25	87.12
X 2"	S50B91	25	101.82
X 2-1/2"	S64B87	25	129.75
X 3"	S75B26	25	150.51
X 3-1/2"	S92B54	25	185.08
X 4"	S109B46	25	218.92
X 5"	S139B20	25	278.40
X 6"	S165B63	25	331.27
1/2" X 1-1/2"	S99B09	15	198.19
X 2"	S107B71	15	215.41
X 2-1/2"	S122B58	15	243.17
X 3"	S134B81	10	269.62
X 3-1/2"	S164B00	10	328.00
X 4"	S197B06	10	396.12
X 5"	S273B18	10	546.36
X 6"	S306B89	10	613.78
X 8"	S684B26	10	1368.52

WE ALSO HAVE IN STOCK SOME SLOTTED ROUND AND SLOTTED FLAT MACHINE SCREWS
SHEET METAL SCREWS, SOCKET HEAD CAP SCREWS, ALLEN HEAD, U-BOLTS AND LAG SCREWS
CALL FOR PRICING AND AVAILABILITY

STAINLESS 18-8 NUTS

HEX NUTS COURSE & FINE



<u>SIZE</u>	<u>STOCK</u>	<u>BX/QTY</u>	<u>LIST/100</u>
10-24	S2N48	100	\$4.96
10-32	S2N57	100	5.13
12-24	S3N39	100	6.79
1/4"-20	S4N07	100	8.14
5/16"-18	S6N22	100	12.44
3/8"-16	S8N50	100	17.00
3/8"-24	S9N47	100	18.94
1/2"-13	S21N00	50	42.00
5/8"-11	S36N31	25	72.62
3/4"-10	S57N13	20	114.26

NYLON INSERT HEX LOCK NUTS COURSE



<u>SIZE</u>	<u>STOCK</u>	<u>BX/QTY</u>	<u>LIST/100</u>
4-40	S4N55	100	\$9.11
6-32	S5N57	100	11.14
8-32	S5N93	100	11.86
10-32	S6N55	100	13.11
1/4"-20	S7N45	100	14.91
5/16"-18	S9N69	100	19.37
3/8"-16	S8N70	50	17.40
1/2"-13	S26N00	25	52.00

STAINLESS 18-8 WASHERS

FLAT WASHERS




<u>SIZE</u>	<u>STOCK</u>	<u>BX/QTY</u>	<u>LIST/100</u>
6	S1W06	100	\$2.12
8	S1W25	100	2.50
10 (3/16")	S1W55	100	3.10
1/4"	S2W33	100	4.66
5/16"	S3W20	100	6.40
3/8"	S4W58	100	9.16
1/2"	S10W06	50	20.12
5/8"	S18W15	25	36.30

LOCK WASHERS MEDIUM SPLIT



<u>SIZE</u>	<u>STOCK</u>	<u>BX/QTY</u>	<u>LIST/100</u>
6	S1W20	100	\$2.40
8	S1W39	100	2.78
10 (3/16")	S1W74	100	3.48
1/4"	S2W16	100	4.32
5/16"	S3W02	100	6.04
3/8"	S4W54	100	9.08
1/2"	S8W70	50	17.40
5/8"	S17W05	25	34.10

STAINLESS FENDER WASHERS



<u>SIZE</u>	<u>STOCK</u>	<u>BX/QTY</u>	<u>LIST/100</u>
5/32" X 7/8"	S5W97	100	\$11.95
3/16" X 1"	S6W63	100	13.25
3/16" X 1-1/4"	S9W37	100	18.73
1/4" X 1"	S7W32	100	14.65
1/4" X 1-1/4"	S9W45	100	18.91
5/16" X 1-1/2"	S13W25	100	26.50
3/8" X 1-1/2"	S14W86	50	29.73
1/2" X 2"	S23W23	50	46.46

WE ALSO HAVE IN STOCK SOME WING NUTS, JAM NUTS AND CAP NUTS
CALL FOR PRICING AND AVAILABILITY

BESSEY TOOLS

<u>PART #</u>	<u>STOCK</u>	<u>DESCRIPTION</u>	<u>LIST</u>
1200S-8	B68C50	LIGHT DUTY 8" OPENING 4.75" THROAT	\$137.00
1200S-12	B70C57	LIGHT DUTY 12" OPENING 5.5" THROAT	141.14
1800S-8	B107C96	REGULAR DUTY 8" OPENING 4.75" THROAT	215.93
1800S-12	B112C39	REGULAR DUTY 12" OPENING 4.75" THROAT	224.78
2400S-8	B123C23	REGULAR DUTY 8" OPENING 5.5" THROAT	246.46
2400S-12	B142C95	REGULAR DUTY 12" OPENING 8" THROAT	285.90
2400S-20	B179C82	REGULAR DUTY 20" OPENING 5.5" THROAT	359.65
2400S-20BGLG	B167C31	REGULAR DUTY 20" OPENING 5.5" THROAT W/GRIP	334.63
2400S-36	B254C14	REGULAR DUTY 36" OPENING 5.5" THROAT	508.28
4800S-12	B264C72	HEAVY DUTY 12" OPENING 7" THROAT	529.45
4800S-18	B295C94	HEAVY DUTY 18" OPENING 7" THROAT	591.88
7200S-18	B671C99	EXTRA HEAVY DUTY 18" OPENING 8" THROAT	1343.98
J18-8	B87C55	8" OPENING STEP OVER J CLAMP 4.75" THROAT	175.11
2400J-12	B157C48	12" OPENING STEP OVER J CLAMP 5.5" THROAT	314.96
4800J-20	B319C03	20" OPENING STEP OVER J CLAMP 8" THROAT	638.06
DT 2400-12	B162C90	REGULAR DUTY 12" OPENING 8" DEEP THROAT	325.80
DT 2400-24	B251C15	REGULAR DUTY 24" OPENING 8" DEEP THROAT	502.30
LC-12	B105C89	12" RATCHET LEVER CLAMP	211.78
PG-12	B42C30	12" OPENING 4" THROAT POWER GRIP ALUMINUM HANDLE	84.60
RSC-8 BGSM	B51C63	8" OPENING 4" THROAT OMEGA BEND	103.27
RSC-24 BGSM	B96C69	24" OPENING 4.75" THROAT OMEGA BEND	193.38



BESSEY TOOLS CONTINUED

<u>PART #</u>	<u>STOCK</u>	<u>DESCRIPTION</u>	<u>LIST</u>
SQ-4 BGSM	B44C20	6" OPENING 4.75" THROAT 1330 LBS	88.40
SQ-8 BGLG	B81C83	8" OPENING 5.5" THROAT 2660 LBS	163.66
SQ-12 BGLG	B101C61	12" OPENING 5.5" THROAT 2660 LBS	203.23
STB-18	B231C44	18" OPENING 7" THROAT	462.89
SQ-20 BGLG	B137C05	20" OPENING 5.5" THROAT 2660 LBS	274.10
MMS-4	B21C71	4" OPENING 2.25 THROAT MIGHTY MINI STEEL	43.42
MMS-8	B26C46	8" OPENING 2.25 THROAT MIGHTY MINI STEEL	52.93
MMS-12	B30C79	12" OPENING 2.25 THROAT MIGHTY MINI STEEL	61.58



CL-24	B217C18	24" OPENING 4" THROAT CLAW CLAMP 1775 LBS	434.36
-------	---------	---	--------

SLV100M	B135C79	39.5" OPENING 4.75" THROAT 1450 LBS	271.58
SLV150M	B160C39	60" OPENING 4.75" THROAT 1450 LBS	320.78



WMS 1	B16C63	INDUSTRIAL MAGNETIC SQUARE PULL 66 LBS	33.26
WMS 3	B8C86	INDUSTRIAL MAGNETIC SQUARE PULL 48.5 LBS	17.73
WMS 5	B21C09	INDUSTRIAL MAGNETIC SQUARE PULL 112 LBS	42.18



WMS 6	B9C50	INDUSTRIAL MULTI ANGLE MAGNETIC SQUARE PULL 35 LBS	19.00
-------	-------	--	-------




WMS 7	B9C50	INDUSTRIAL ARROWHEAD MAGNETIC SQUARE PULL 41 LBS	19.00
-------	-------	--	-------



BESSEY TOOL CONTINUED

<u>PART #</u>	<u>STOCK</u>	<u>DESCRIPTION</u>	<u>LIST</u>
MW-1	B49C96	MAG WAND 15 1/2" LENGTH UPTO 12LBS SWARF COLLECTION	99.93
15-SK	B15C72	STICK-KUT WAX STICK 15OZ	31.44
CM50	B10C35	5" REGULAR DUTY MALLEABLE C CLAMP	20.70
CM80	B18C35	8" REGULAR DUTY MALLEABLE C CLAMP	36.70
CDF408	B52C05	8" DROP FORGED C CLAMP BLACK OXIDE	104.10
CDF410	B70C22	10" DROP FORGED C CLAMP BLACK OXIDE	140.44
CDF412	B89C76	12" DROP FORGED C CLAMP BLACK OXIDE	179.52
MPD-R	B25C75	MORPAD ASSEMBLY (3101192)	51.50
3100736	B25C75	PAD ASSEMBLY	51.50
SMNPV2	B13C14	MORPAD ASSEMBLY NO PAD (3101183)	26.28
SMNPV3	B14C30	MORPAD ASSEMBLY WITH PAD (3101188)	28.60
3100398	B36C11	1200/1800S REPLACEMENT SCREW & MORPAD	72.22
3100399	B42C33	2400S REPLACEMENTSCREW & MORPAD	84.66
3100400	B44C44	4800/8500S REPLACEMENT SCREW & MORPAD	88.88
1200A-ARM	B39C63	REPLACEMENT ARM ONLY	79.26



TURNBUCKLES



HOT GALVANIZED HOOK & HOOK TURNBUCKLES

ALUMINUM HOOK & HOOK TURNBUCKLES

<u>PART #</u>	<u>STOCK</u>	<u>SIZE</u>	<u>LIST</u>
02155 5	T13B42	1/4" X 4"	\$26.85
02160 9	T16B73	5/16" X 4-1/2"	33.46
02165 4	T18B56	3/8" X 6"	37.12
02173 9	T21B12	1/2" X 6"	42.24
02184 5	T27B20	5/8" X 6"	54.40
02201 9	T53B92	3/4" X 9"	107.85
02212 5	T71B15	7/8" X 6"	142.30
02215 6	T77B69	7/8" X 12"	155.38

<u>PART #</u>	<u>STOCK</u>	<u>SIZE</u>	<u>LIST</u>
05305 1	AT94	8-32	\$1.88
05308 2	AT99	10-24	1.98
05317 4	A2T02	5/16"-18	4.04
05323 5	A5T71	3/8"-16	11.42



HOT GALVANIZED EYE & EYE TURNBUCKLES

ALUMINUM EYE & EYE TURNBUCKLES

<u>PART #</u>	<u>STOCK</u>	<u>SIZE</u>	<u>LIST</u>
01255 3	T13B42	1/4" X 4"	\$26.85
01260 7	T16B73	5/16" X 4-1/2"	33.46
01265 2	T18B56	3/8" X 6"	37.12
01273 7	T21B12	1/2" X 6"	42.24
01284 3	T27B20	5/8" X 6"	54.40
01298 0	T47B63	3/4" X 6"	95.26
01312 3	T71B15	7/8" X 6"	142.30
01323 9	T87B48	1" X 6"	174.84

<u>PART #</u>	<u>STOCK</u>	<u>SIZE</u>	<u>LIST</u>
05105 7	AT94	8-32	\$1.88
05117 0	A2T01	5/16"-18	4.02



BLACK STUB END TURNBUCKLES

<u>PART #</u>	<u>STOCK</u>	<u>SIZE</u>	<u>LIST</u>
04105 8	T9B29	1/4" X 4"	\$18.58
04110 2	T11B46	5/16" X 4-1/2"	22.93
04115 7	T12B10	3/8" X 6"	24.21
04123 2	T13B74	1/2" X 6"	27.49
04134 8	T16B97	5/8" X 6"	33.95
04148 5	T22B24	3/4" X 6"	44.48
04162 6	T29B59	7/8" X 6"	59.18
04173 7	T36B81	1" X 6"	73.63



ALUMINUM HOOK & EYE TURNBUCKLES

<u>PART #</u>	<u>STOCK</u>	<u>SIZE</u>	<u>LIST</u>
05205 4	AT94	8-32	\$1.88
05217 7	A2T01	5/16"-18	4.02

HITACHI GRINDERS

- SINGLE-PHASE 120 V AC 60 Hz, 120V DC
- 9.5 AMP
- 10000/MIN NO-LOAD SPEED
- DEPRESSED CENTER WHEELS RATED AT 13300 RPM OR MORE
- 1550-MAX WATTS OUTS
- STANDARD ACCESSORIES INCLUDE:

WHEEL GUARD 311745
 RESINOID WHEEL (A36) 701045
 SIDE HANDLE 956633
 SPANNER WRENCH 938332Z




<u>MODEL</u>	<u>STOCK</u>	<u>DESCRIPTION</u>	<u>LIST</u>
G12SE2	H130G00	4 1/2" AC/DC DISC GRINDER	\$260.00
999088	H19G90	1 PAIR 4 1/2" GRINDER REPLACEMENT BRUSHES	39.80

SOAPSTONE

SOAPSTONES ARE USED TO MARK METAL WHILE WELDING OR CUTTING SO THE OPERATOR CAN EASILY SEE WHERE TO CUT OR WELD.

<u>PART NO.</u>	<u>STOCK</u>	<u>DESCRIPTION</u>	<u>LIST</u>
SC-12FL	S2S00	FLAT SOAPSTONE	\$4.00/DZ
SC-12RD	S2S00	ROUND SOAPSTONE	4.00/DZ
SH-FH	S1S80	FLAT SOAPSTONE HOLDER	3.60/EA
SH-RH	S2S40	ROUND SOAPSTONE HOLDER	4.80/EA

CAN BE PURCHASED IN BULK



NOTES

NICKEL PLATED PULLEYS

<u>MODEL</u>	<u>STOCK</u>	<u>EYE TYPE</u>	<u>SHEAVE DIA.</u>	<u>DIA ROPE OR CORD</u>	<u>LIST</u>
SINGLE SHEAVE					
7655002	P2N75	SWIVEL	3/4"	3/16"	\$5.50
7655012	P3N33	SWIVEL	1"	1/4"	6.66
7655042	P8N46	SWIVEL	2"	7/16"	16.92
7655100	P1N99	SOLID	3/4"	3/16"	3.98
7655112	P3N06	SOLID	1"	1/4"	6.12
DOUBLE SHEAVE					
7655302	P4N90	SWIVEL	3/4"	3/16"	9.80
7655312	P5N99	SWIVEL	1"	1/4"	11.98



SNAPS

- POPULAR ALL-PURPOSE
- RUST RESISTANT
- USE ON CHAIN, ROPE, WEBBING OR LEATHER STRAPS



7606001/7606021



7600311



7603411



7607702



7605521



7601801



7606502



7606801



7605811


















<u>PART NO.</u>	<u>STOCK</u>	<u>DESCRIPTION</u>	<u>FINISH</u>	<u>LIST</u>
7600311	C2S24	5/8" RIGID ROUND EYE BOLT SNAP	ZINC	\$4.48
7601801	C11S33	7/8" SWIVELING ROUND EYE, ANIMAL TIE SNAP	ZINC	22.66
7603411	C4S78	3/4" SWIVELING ROUND EYE, CAP SNAP	ZINC	9.56
7605521	C3S71	4-3/4" DOUBLE ENDED BOLT SNAP	ZINC	7.42
7605811	C3S18	3/4" SWIVELING ROUND EYE BOLT SNAP	ZINC	6.36
7606001	C3S04	3/8" RIGID OPEN EYE BOLT SNAP	ZINC	6.08
7606021	C3S98	1/2" RIGID OPEN EYE BOLT SNAP	ZINC	7.96
7606502	C1S53	3/8" SWIVELING OPEN EYE SPRING SNAP	NICKEL	3.06
7606801	C3S49	1" SWIVELING ROUND EYE, CAP SNAP	ZINC	6.98
7607702	C1S70	3/8" SWIVELING OPEN EYE SPRING SNAP	NICKEL	3.40

SPECIAL SNAPS







<u>PART NO.</u>	<u>STOCK</u>	<u>SIZE</u>	<u>LIST</u>
78200036	SS26	3/16"	\$.52
76400041	SS34	1/4"	.68
78200056	SS52	5/16"	1.04
7645026	SS80	3/8"	1.60
78200076	S1S16	7/16"	2.32



GREASE ZERKS

<u>PART NO.</u>	<u>STOCK</u>	<u>DESCRIPTION</u>	<u>LIST/100</u>	
1607B	G49Z60	1/8" NPT STRAIGHT, LONG	\$99.38	
1608B	G21Z99	5/16" DRIVE, STRAIGHT	43.97	
1610BL	G27Z00	1/8" NPT STRAIGHT, STANDARD	54.00	
1611B	G38Z00	1/8" NPT 300 ANGLE	76.00	
1612B	G53Z00	1/8" NPT 650 ANGLE	106.00	
1613B	G37Z00	1/8" NPT 900 ANGLE	74.0	
1618B	G69Z80	1/8" NPT FEMALE, STRAIGHT	139.60	
1623B	G173Z00	1/8" NPT 650 ANGLE, LONG	346.00	
1627B	G60Z90	1/4" NPT STRAIGHT	121.80	
1629B	G70Z00	1/4" NPT 67-1/20 ANGLE	140.00	
1637B	G42Z30	1/4" -28 450 ANGLE	84.60	
1638B	G120Z00	1/8" NPT 300 ANGLE, LONG	240.00	
1641B	G15Z77	1/4"-28 STRAIGHT, STANDARD	31.54	
1652B	G24Z70	1/4"-28 STRAIGHT, LONG SHANK (11/16")	49.40	
1688B	G37Z00	1/8" NPT 450 ANGLE	74.00	
1743B	G23Z00	1/4" DRIVE, STRAIGHT	46.00	
1911B1	G40Z29	1/4"-28, 900 ANGLE	80.58	

METRIC GREASE ZERKS

<u>PART NO.</u>	<u>STOCK</u>	<u>DESCRIPTION</u>	<u>LIST/100</u>	
H2103	M20Z00	M8 X 1.0, STRAIGHT	\$40.00	
H2104	M54Z00	M8 X 1.0, 450 ANGLE	108.00	
H2106	M19Z65	M6 X 1.0, STRAIGHT	39.30	
H2107	M37Z00	M6 X 1.0, 450 ANGLE	74.00	
H2109	M36Z00	M10 X 1.0, STRAIGHT	72.00	
H2110	M63Z62	M10 X 1.0, 450 ANGLE	127.24	

ALL GREASE ZERKS ARE PRICED PER 100, AND CAN BE PURCHASED IN BULK.



ELLIS MITRE BAND SAWS



<u>MODEL</u>	<u>SPECIFICATIONS</u>
1600	CAPACITY: 10" ROUND AT 90° 11" FLAT AT 90° 6-7/8" ROUND AT 45° 7-1/4" FLAT AT 45° BLADE SPEEDS: 70-135-250 FPM BLADE SIZE: 10' X 1" X .035 HEAD PRESSURE: HYDRAULIC CYLINDER VISE: QUICK ADJUSTING SHUT OFF: AUTOMATIC MOTOR: 1 H.P. 110/220 VOLT, SINGLE PHASE
1800	CAPACITY: 11" ROUND AT 90° 14" FLAT AT 90° 9" ROUND AT 45° 9.5" FLAT AT 45° BLADE SPEEDS: 70-135-250 FPM BLADE SIZE: 11' X 1" X .035 HEAD PRESSURE: HYDRAULIC CYLINDER VISE: QUICK ADJUSTING SHUT OFF: AUTOMATIC MOTOR: 1 H.P. 110/220 VOLT, SINGLE PHASE
3000	CAPACITY: 13-1/2" ROUND AT 90° 19" FLAT AT 90° 12-3/4" ROUND AT 45° BLADE SPEEDS: 80-220 FPM INFINITELY VARIABLE BLADE SIZE: 13' 6" X 1" X .035 HEAD PRESSURE: HYDRAULIC CYLINDER VISE: QUICK ADJUSTING SHUT OFF: AUTOMATIC MOTOR: 2 H.P., 220 VOLT, SINGLE PHASE
4000	CAPACITY: 13-1/2" ROUND AT 90° 22" FLAT AT 90° 13-1/2" ROUND AT 45° BLADE SPEEDS: 80-220 FPM, INFINITELY VARIABLE BLADE SIZE: 15' X 1-1/4" X .042 HEAD PRESSURE: HYDRAULIC CYLINDER VISE: QUICK ADJUSTING SCREW TYPE SHUT OFF: AUTOMATIC MOTOR: 2 H.P. 220 VOLT, SINGLE PHASE

CALL FOR PRICING AND AVAILABILITY



BELT GRINDER



MODEL
6000

SPECIFICATIONS

BELT DIMENSIONS: 2-1/2" X 60"
 BELT SPEEDS: 5000 SFM
 BELT GRITS: 36, 50, 60, 80, 100, 120, 180 & 220
 MOTOR: 1 H.P. SPECIAL DUTY
 3450 RPM, 60Hz
 110/208, 230
 CONTACT WHEEL: PRECISION BALANCED
 6" DIAMETER, 2-1/2" WIDE
 70 DURO, SERRATED

ELLIS SANDING BELTS

PART #
60GRIT
50GRIT

STOCK

E8B50
E8B50

DESCRIPTION

2-1/2" X 60" - 60 GRIT
2-1/2" X 60" - 50 GRIT

LIST

\$17.00
17.00

OTHER GRITS AVAILABLE UPON REQUEST

DRILL PRESS



MODEL
9400

SPECIFICATIONS

MOTOR: 2 H.P., SINGLE PHASE-CHOOSE 110/220
 SPINDLE SPEED: 0-1200 RPM
 DRILLS TO CENTER: 18-1/8"
 DRILLING CAPACITY: STEEL: 1-1/16"
 CAST IRON: 1-1/4"
 TAPPING CAPACITY: 3/4"

ACCESSORIES FOR 9400 DRILL PRESS

POWER DOWN FEED

MILLINGTABLE & ADAPTER KIT

16-1/2" DIAMETER ROUND TABLE

BALL BEARING CHUCK: 1/8" THRU 3/4" WITH NO. 3 MT ARBOR


DRILL PRESS VISE: 4-1/2" CAPACITY - 20 LBS WT

DRILL PRESS VISE: 13" CAPACITY - 15 LBS WT

CALL FOR PRICING AND AVAILABILITY




HYDRALIC IRON WORKERS



MODEL 5014-CM

- 3 HP, 230/460 VOLT, 3 PHASE ELECTRICS
- 50-TON PUNCH STATION (1-1/4" IN 1/2")
- KEYED PUNCH RAM FOR SAFETY
- 6" THROAT DEPTH
- 2" DIE HOLDER
- PUNCH NUT WITH WRENCH & STRIPPER
- ONE ROUND PUNCH & DIE: MAX. DIA. 1"
- ADJUSTABLE STROKE CONTROL
- ANGLE SHEAR CAPACITY: 4" X 4" X 3/8" AT 90° AND 2" X 2" X 3/8" AT 45°
- 14" FLAT BAR SHEAR WITH 4-WAY REVERSIBLE BLADE
- TOOL TABLE WORK AREA
- ELECTRICAL BOX SUPPLIED
- HYDRAULICS: 1350 PSI
- SIZE: 29" WIDTH, 47" LENGTH, 59" HEIGHT
- NET WT. 1,275 LBS



MODEL 5014-TM

- 3 HP, 230/460 VOLT, 3 PHASE ELECTRICS
- 50-TON PUNCH STATION WITH 3 STATION REVOLVING TURRET (1-1/4" IN 1/2")
- KEYED PUNCH RAM FOR SAFETY
- 4" THROAT DEPTH
- THREE 2" DIE HOLDERS, THREE PUNCH NUTS WITH WRENCH AND THREE STRIPPERS
- ONE ROUND PUNCH & DIE: MAX. DIA. 1"
- ADJUSTABLE STROKE CONTROL
- ANGLE SHEAR: 4" X 4" X 3/8" AT 90° AND 2" X 2" X 3/8" AT 45°
- 14", 4-WAY LOW RAKE ANGULAR BAR SHEAR BLADE FOR MINIMAL DISTORTATION
- RECTANGULAR NOTCHER 2-1/2" X 3" X 5/16"
- TOOL TABLE WORK AREA
- HYDRAULICS: 1900 PSI
- SIZE: 29" WIDTH, 48" LENGTH, 67" HEIGHT
- NET WT: 1,575 LBS



MODEL 6509-24M

- 5 HP, 230/460 VOLT, 3 PHASE ELECTRICS
- 65-TON PUNCH STATION (1-1/16" IN 1/2")
- KEYED PUNCH RAM FOR SAFETY
- 9" THROAT DEPTH
- PUNCH GAUGING TABLE WITH FENCE AND SCALE
- DIE HOLDER WITH 2" DIE INSERT
- PUNCH NUT WITH WRENCH AND STRIPPER
- ONE ROUND PUNCH & DIE: MAX. DIA. 1-1/4"
- PUNCH JOG CONTROL
- ADJUSTABLE ELECTRIC STROKE CONTROL WITH SCALE
- ELECTRIC REMOTE FOOT PEDAL
- 24" FLAT BAR SHEAR-4 WAY REVERSIBLE BLADE
- HYDRAULICS: 2,500 PSI
- SIZE: 24" WIDTH, 60" LENGTH, 66" HEIGHT
- NET WT: 2,750 LBS



MODEL 9012-24M

- 5 HP, 230/460 VOLT, 3 PHASE ELECTRICS
- 90-TON PUNCH STATION (1-1/8" IN 1")
- KEYED PUNCH RAM FOR SAFETY
- 12" THROAT DEPTH
- PUNCH GAUGING TABLE WITH FENCE & SCALE
- ONE ROUND PUNCH & DIE: MAX. DIA. 1-1/4"
- ADJUSTABLE ELECTRIC STROKE CONTROL WITH SCALE
- ANGLE SHEAR CAPACITY: 6" X 6" X 1/2" AT 90°
- 24" FLAT BAR SHEAR/4-WAY REVERSIBLE BLADE
- TOOL TABLE WORK AREA
- HYDRAULICS: 2,500 PSI
- SIZE: 26" WIDTH, 76" LENGTH, 70" HEIGHT
- NET WT: 3,900 LBS

**CALL FOR PRICING AND AVAILABILITY PUNCHES AND DIES ARE IN STOCK
IRONWORKERS CONTINUED ON NEXT PAGE**



HYDRAULIC IRON WORKERS CONTINUED



MODEL 12012-24M

- 5 HP, 230/460 VOLT, 3 PHASE ELECTRICS
- 120-TON PUNCH STATION (1-1/2" IN 1")
- KEYED PUNCH RAM FOR SAFETY
- 12 THROAT DEPTH
- PUNCH GAUGING TABLE WITH FENCE AND SCALE
- #40 & #45 PUNCH NUTS WITH WRENCH AND STRIPPER
- ONE ROUND PUNCH & DIE MAX DIA. 1-1/4"
- PUNCH JOG CONTROL
- ELECTRIC ADJUSTABLE STROKE CONTROL WITH SCALE
- ANGLE SHEAR CAPACITY 6" X 6" X 1/2"
- HYDRAULICS: 2,500 PSI
- SIZE: 28" WIDTH, 77" LENGTH, 73" HEIGHT
- NET WT: 5,200 LBS



MODEL DO 70/110-24M

- 10 HP, 230/460 VOLT, 3 PHASE ELECTRICS
- DUAL OPERATOR ALLOWS FOR TWO OPERATORS TO WORK AT THE SAME TIME
- 70-TON PUNCH STATION (1-1/8" IN 3/4")
- KEYED PUNCH RAM FOR SAFETY
- 9" THROAT DEPTH
- PUNCH GAUGING TABLE WITH FENCE AND SCALE
- DIE HOLDER WITH 2" DIE INSERT
- ONE ROUND PUNCH & DIE: MAX. DIA. 1-1/4"
- TWO ADJUSTABLE ELECTRIC STROKE CONTROLS, TWO REMOTE FOOT PEDALS, TWO 2-STAGE HYDRAULIC PUMPS
- HYDRAULICS: 2,500 PSI
- SIZE: 30" WIDTH, 6" LENGTH, 72-1/8" HEIGHT
- NET WT: 3,790 LBS

CIRCULAR COLD SAWS



MODEL CPO 275 LT

- 230/460 VOLT, 3 PHASE ELECTRICS
- DOUBLE SELF-CENTERING VISE ASSURES BURR FREE CUTS
- MITER CAPABILITIES 135°, 90° LEFT AND 45° RIGHT
- CAPABLE OF SLOTTING
- TWO CUTTING SPEEDS
- HARDENED AND GROUND WORM AND WHEEL GEAR BOX
- WORM WHEEL OF TOP QUALITY BRONZE
- 7 GALLON COOLANT TANK WITH PUMP
- 30" MATERIAL LENGTH STOP
- ONE 10" DIAMETER (250 mm) HSS BLADE
- ONE BLADE WRENCH
- ONE GALLON CONCENTRATED COOLANT
- MANUAL CLAMP FOR MATERIAL VISE
- OPERATOR CONTROL TRIGGERS SWITCH
- MITER LOCKING DEVICE STOPS AT 45° LEFT, 90° AND 45° RIGHT



MODEL CPO 350 LT

- 3 HP, 230/460 VOLT, 3 PHASE ELECTRICS
- DOUBLE SELF-CENTERING VISE ASSURES BURR FREE CUTS
- MITER CAPABILITIES 135°, 90° LEFT AND 45° RIGHT
- MITER LOCKING DEVICE STOPS AT 45° LEFT, 90° RIGHT
- CAPABLE OF SLOTTING
- TWO CUTTING SPEEDS
- DOUBLE REDUCTION, HARDENED AND GROUND WORM AND WHEEL GEAR BOX
- WORM WHEEL OF TOP QUALITY BRONZE
- GALLON COOLANT TANK WITH PUMP
- 30" MATERIAL LENGTH STOP
- ONE 12-1/2" DIAMETER (315mm) HSS BLADE
- ONE BLADE WRENCH
- ONE GALLON CONCENTRATED COOLANT
- MANUAL CLAMP FOR MATERIAL VISE
- OPERATOR CONTROL TRIGGER SWITCH


**PUNCHES AND DIES ARE IN STOCK
SCOTCHMAN CONTINUED ON NEXT PAGE**



SCOTCHMAN COLD CUT SAW BLADES

- STANDARD, OXIDE COATED FOR EXTENDED LIFE
- SCOTCHMAN CAN RESHARPEN OR RETOOTH BLADES
- WHEN ORDERING PLEASE SPECIFY NUMBER OF TEETH
- SEND YOUR BLADES TO US AND WE CAN GET THEM RESHARPENED

<u>SIZE</u>	<u>STOCK</u>	<u>DESCRIPTION</u>	<u>LIST</u>
10-3/4"	S95B00	150 TOOTH FOR CPO 350	\$190.00
12"	S120B00	150 TOOTH FOR CPO 275	240.00
12"	S120B00	180 TOOTH FOR CPO 350	240.00
12-1/2"	S135B00	110 TOOTH FOR CPO 350	270.00
12-1/2"	S135B00	120 TOOTH FOR CPO 350	270.00
12-1/2"	S135B00	150 TOOTH FOR CPO 350	270.00
12-1/2"	S135B00	180 TOOTH FOR CPO 350	270.00
12-1/2"	S135B00	220 TOOTH FOR CPO 350	270.00
14"	S157B00	150 TOOTH FOR CPO 350	314.00
14"	S157B00	180 TOOTH FOR CPO 350	314.00



**VARIOUS OTHER SIZES. NOT FINDING EXACTLY WHAT YOU ARE
LOOKING FOR? GIVE US A CALL. WE CAN ORDER IT FOR YOU!**

SCOTCHMAN ROUND PUNCHES AND DIES

- ONLY ROUND PUNCHES AND DIES ARE LISTED.
- CALL FOR PRICING AND AVAILABILITY FOR OTHER PUNCHES & DIES.



#20 ROUND DIES				#20 ROUND PUNCHES			
<u>PART #</u>	<u>SIZE</u>	<u>STOCK</u>	<u>LIST</u>	<u>PART #</u>	<u>SIZE</u>	<u>STOCK</u>	<u>LIST</u>
001701	1/8"	R21D00	\$42.00	001700	1/8"	R17D00	\$34.00
001703	5/32"	R21D00	42.00	001702	5/32"	R17D00	34.00
001705	3/16"	R21D00	42.00	001704	3/16"	R17D00	34.00
001707	7/32"	R21D00	42.00	001706	7/32"	R17D00	34.00
001709	1/4"	R21D00	42.00	001708	1/4"	R17D00	34.00
001711	9/32"	R21D00	42.00	001710	9/32"	R17D00	34.00
001713	5/16"	R21D00	42.00	001712	5/16"	R17D00	34.00
001715	11/32"	R21D00	42.00	001714	11/32"	R17D00	34.00
001717	3/8"	R21D00	42.00	001716	3/8"	R17D00	34.00
001719	13/32"	R21D00	42.00	001718	13/32"	R17D00	34.00
001721	7/16"	R21D00	42.00	001720	7/16"	R17D00	34.00
001723	15/32"	R21D00	42.00	001722	15/32"	R17D00	34.00
001725	1/2"	R21D00	42.00	001724	1/2"	R17D00	34.00
001727	17/32"	R21D00	42.00	001726	17/32"	R17D00	34.00
001729	9/16"	R21D00	42.00	001728	9/16"	R17D00	34.00
001731	19/32"	R21D00	42.00	001730	19/32"	R17D00	34.00
001733	5/8"	R21D00	42.00	001732	5/8"	R17D00	34.00
001735	21/32"	R21D00	42.00	001734	21/32"	R17D00	34.00
001737	11/16"	R21D00	42.00	001736	11/16"	R17D00	34.00
001739	23/32"	R21D00	42.00	001738	23/32"	R17D00	34.00
001741	3/4"	R21D00	42.00	001740	3/4"	R17D00	34.00
007143	25/32"	R21D00	42.00	007142	25/32"	R17D00	34.00
001745	13/16"	R21D00	42.00	001744	13/16"	R17D00	34.00
001747	27/32"	R21D00	42.00	001746	27/32"	R17D00	34.00
001749	7/8"	R21D00	42.00	001748	7/8"	R17D00	34.00
001751	29/32"	R21D00	42.00	001750	29/32"	R17D00	34.00
001753	15/16"	R21D00	42.00	001752	15/16"	R17D00	34.00
001755	31/32"	R21D00	42.00	001754	31/32"	R17D00	34.00
001757	1"	R21D00	42.00	001756	1"	R23D00	46.00
001759	1-1/32"	R21D00	42.00	001758	1-1/32"	R23D00	46.00
001761	1-1/16"	R21D00	42.00	001760	1-1/16"	R23D00	46.00
001763	1-1/8"	R21D00	42.00	001762	1-1/8"	R23D00	46.00
001765	1-3/16"	R21D00	42.00	001764	1-3/16"	R23D00	46.00
001767	1-1/4"	R21D00	42.00	001766	1-1/4"	R23D00	46.00

SCOTCHMAN ROUND PUNCHES AND DIES CONTINUED

- ONLY ROUND PUNCHES AND DIES ARE LISTED.
- CALL FOR PRICING AND AVAILABILITY FOR OTHER PUNCHES & DIES.

#82 ROUND DIES

<u>PART #</u>	<u>SIZE</u>	<u>STOCK</u>	<u>LIST</u>
018005	3/16"	R21D00	42.00
018007	7/32"	R21D00	42.00
018009	1/4"	R21D00	42.00
018011	9/32"	R21D00	42.00
018013	5/16"	R21D00	42.00
018015	11/32"	R21D00	42.00
018017	3/8"	R21D00	42.00
018019	13/32"	R21D00	42.00
018021	7/16"	R21D00	42.00
018023	15/32"	R21D00	42.00
018025	1/2"	R21D00	42.00
018027	17/32"	R21D00	42.00
018029	9/16"	R21D00	42.00
018031	19/32"	R21D00	42.00
018033	5/8"	R21D00	42.00
018036	21/32"	R21D00	42.00
018038	11/16"	R21D00	42.00
018040	23/32"	R21D00	42.00
018042	3/4"	R21D00	42.00
018121	25/32"	R21D00	42.00
018044	13/16"	R21D00	42.00
018046	27/32"	R21D00	42.00
018048	7/8"	R21D00	42.00
018050	29/32"	R21D00	42.00
018052	15/16"	R21D00	42.00
018054	31/32"	R21D00	42.00
018056	1"	R21D00	42.00
018058	1 1/32"	R21D00	42.00
018060	1 1/16"	R21D00	42.00
018062	1 3/32"	R21D00	42.00
018064	1 1/8"	R21D00	42.00
018067	1 5/32"	R21D00	42.00
018069	1 3/16"	R25D00	50.00
018071	1 7/32"	R25D00	50.00
018075	1 9/32"	R25D00	50.00

#40 ROUND PUNCHES


<u>PART #</u>	<u>SIZE</u>	<u>STOCK</u>	<u>LIST</u>
018004	3/16"	R17D00	34.00
018006	7/32"	R17D00	34.00
018008	1/4"	R17D00	34.00
018010	9/32"	R17D00	34.00
018012	5/16"	R17D00	34.00
018014	11/32"	R17D00	34.00
018016	3/8"	R17D00	34.00
018018	13/32"	R17D00	34.00
018020	7/16"	R17D00	34.00
018022	15/32"	R17D00	34.00
018024	1/2"	R17D00	34.00
018026	17/32"	R17D00	34.00
018028	9/16"	R17D00	34.00
018030	19/32"	R17D00	34.00
018032	5/8"	R17D00	34.00
018034	21/32"	R17D00	34.00
018037	11/16"	R17D00	34.00
018039	23/32"	R17D00	34.00
018041	3/4"	R17D00	34.00
018120	25/32"	R17D00	34.00
018043	13/16"	R17D00	34.00
018045	27/32"	R17D00	34.00
018047	7/8"	R17D00	34.00
018049	29/32"	R17D00	34.00
018051	15/16"	R17D00	34.00
018053	31/32"	R17D00	34.00
018055	1"	R17D00	34.00
018057	1 1/32"	R17D00	34.00
018059	1 1/16"	R17D00	34.00
018062	1 3/32"	R17D00	34.00
018063	1 1/8"	R17D00	34.00
018065	1 5/32"	R17D00	34.00
018068	1 3/16"	R17D00	34.00
018070	1 7/32"	R17D00	34.00
018072	1 1/4"	R17D00	34.00



STEEL PIPE

SCHEDULE 40 STANDARD BLACK PIPE

<u>MODEL</u>	<u>SIZE</u>	<u>I.D.</u>	<u>O.D.</u>	<u>WALL</u>	<u>WT/FT</u>
1/8 SBP	1/8"	.269	.405	.068	.244
1/4 SBP	1/4"	.364	.540	.088	.424
3/8 SBP	3/8"	.493	.675	.091	.566
1/2 SBP	1/2"	.622	.840	.109	.850
3/4 SBP	3/4"	.824	1.050	.113	1.130
1 SBP	1"	1.049	1.315	.132	1.678
1-1/4 SBP	1-1/4"	1.380	1.660	.140	2.272
1-1/2 SBP	1-1/2"	1.610	1.900	.145	2.720
2 SBP	2"	2.067	2.375	.154	3.652
2-1/2 SBP	2-1/2"	2.469	2.875	.203	5.793
3 SBP	3"	3.068	3.500	.216	7.575
3-1/2 SBP	3-1/2"	3.548	4.000	.226	9.109
4 SBP	4"	4.026	4.500	.237	10.790
5 SBP	5"	5.047	5.563	.258	14.620
6 SBP	6"	6.065	6.625	.280	18.970
8 SBP	8"	7.981	8.625	.322	28.570




SCHEDULE 80 STANDARD BLACK PIPE

3/4 ESBP	3/4"	.724	1.050	.154	1.47
1 ESBP	1"	.957	1.315	.179	2.17
1-1/4 ESBP	1-1/4"	1.278	1.660	.191	2.27
1-1/2 ESBP	1-1/2"	1.500	1.900	.200	3.63
2 ESBP	2"	1.939	2.375	.218	5.02
2-1/2 ESBP	2-1/2"	2.875	2.323	.276	7.66
3 ESBP	3"	2.900	3.500	.300	10.25
4 ESBP	4"	3.826	4.500	.337	14.98

CHANNELS - BAR SIZE


<u>SIZE</u>	<u>FLANGE</u> <u>WIDTH</u>	<u>WEB</u> <u>THICKNESS</u>	<u>LENGTH</u>	<u>WT/FT</u>	<u>WT/BAR</u>
1"	1/2"	1/8"	20'	.84	16.8
1-1/4"	1/2"	1/8"	20'	1.01	19.8
1-1/2"	1/2"	1/8"	20'	1.12	22.4
2"	1"	1/8"	20'	1.78	31.8
2"	1"	3/16"	20'	2.57	46.4
3"	1.41"	.17"	20'	4.10	82.0
4"	1.58"	.18"	20'	5.40	108.0
5"	1.75"	.19"	20'	6.70	134.0
6"	2.09"	.20"	20'	8.20	164.0
7"	2.09"	.21"	20'	9.80	196.0
8"	2.26"	.22"	20'	11.50	230.0
10"	2.60"	.24"	20'	15.30	306.0



WE ALSO HAVE WELD ELBOWS, WELD FLANGES, STAINLESS STEEL PIPE AND TUBING.
CALL FOR PRICING AND AVAILABILITY

ANGLES - BAR SIZE

<u>SIZE</u>		<u>WT/FT</u>	<u>LENGTH</u>	<u>WT/BAR</u>
1/8"	X 1/2" X 1/2"	.38	20'	7.7
	X 3/4" X 3/4"	.59	20'	11.9
	X 1" X 1"	.80	20'	16.1
	X 1-1/4" X 1-1/4"	1.01	20'	20.3
	X 1-1/2" X 1-1/2"	1.23	20'	24.8
3/16"	X 2" X 2"	1.65	20'	33.2
	X 1" X 1"	1.49	20'	30.0
	X 1-1/4" X 1-1/4"	1.48	20'	29.7
	X 1-1/2" X 1-1/2"	1.80	20'	36.2
	X 1-1/2" X 2"	2.12	20'	42.4
	X 2" X 2"	2.44	20'	48.8
	X 2" X 3"	3.07	20'	61.7
	X 2-1/2" X 2-1/2"	3.07	20'	61.7
1/4"	X 3" X 3"	4.90	20'	98.0
	X 1" X 1"	1.49	20'	30.0
	X 1-1/4" X 1-1/4"	1.92	20'	38.6
	X 1-1/2" X 1-1/2"	2.34	20'	47.0
	X 1-3/4" X 1-3/4"	2.77	20'	55.7
	X 2" X 2"	3.19	20'	64.1
	X 2" X 3"	4.10	20'	82.0
	X 2-1/2" X 2-1/2"	4.10	20'	82.0
	X 3" X 3"	4.90	20'	98.0
	X 3" X 4"	5.80	20'	116.0
	X 3-1/2" X 3-1/2"	5.80	20'	116.0
	X 4" X 4"	6.60	20'	132.0
5/16"	X 2" X 2"	3.92	20'	78.8
	X 2-1/2" X 2-1/2"	5.00	20'	100.0
	X 3" X 3"	6.10	20'	122.0
	X 3-1/2" X 3-1/2"	7.20	20'	144.0
	X 4" X 4"	8.20	20'	164.0
	X 6" X 4"	10.30	20'	206.0
3/8"	X 6" X 6"	12.40	20'	248.0
	X 2" X 2"	5.30	20'	94.0
	X 2-1/2" X 2-1/2"	5.90	20'	118.0
	X 3" X 3"	7.20	20'	144.0
	X 3-1/2" X 3-1/2"	5.80	20'	116.0
1/2"	X 4" X 4"	9.80	20'	196.0
	X 6" X 6"	14.90	20'	298.0
	X 4" X 4"	12.80	20'	256.0
	X 6" X 6"	19.60	20'	392.0



BOLLARDS

<u>SIZE</u>	<u>WALL</u>	<u>LENGTH</u>	<u>FINISH</u>
4 1/2OD X 4IN ID	0.188	7FT	PRIMED
6 5/8OD X 6IN ID	0.188	7FT	PRIMED
8 1/2OD X 8IN ID	0.188	7FT	PRIMED

QUANTITY DELIVERY AVAILABLE




LIGHTWALL ELECTRIC WELD TUBING

<u>SIZE</u>	<u>WALL</u>	<u>LENGH</u>	<u>WT/FT</u>
3/4"	.095	20'	.67
3/4"	.065	20'	.48
1"	.095	20'	.92
1"	.065	20'	.65
1"	.083	20'	.82
1-1/8"	.065	20'	.74
1-1/8"	.083	20'	.93
1-1/4"	.095	20'	1.17
1-1/4"	.065	20'	.83
1-1/4"	.125	20'	1.50
1-1/2"	14 GA	20'	1.256
1-1/2"	.095	20'	1.43
1-1/2"	.065	20'	1.00
1-1/2"	.120	20'	1.77
1-3/4"	14 GA	20'	1.478
1-3/4"	.095	20'	1.68
1-3/4"	.120	20'	2.09
2"	11 GA	20'	2.20
2"	14 GA	20'	1.699
2-1/8"	14 GA	20'	1.810
2-1/4"	14 GA	20'	1.921
2-3/8"	14 GA	20'	2.032
2-1/2"	14 GA	20'	2.143
2-3/4"	14 GA	20'	2.364
3"	14 GA	20'	2.586
3"	11 GA	20'	3.691
3"	16 GA	20'	2.037
3-1/2"	16 GA	20'	2.800
3-1/2"	11 GA	20'	4.332



LIGHTWALL DOM TUBING

<u>SIZE</u>	<u>WALL</u>	<u>LENGH</u>	<u>WT/FT</u>
1/2"	.095	20FT	.4109
3/4"	.120	20FT	.8074
1 1/4"	.083	20FT	1.034
1 1/2"	.083	20FT	1.256
1 1/2"	.120	20FT	1.77
1 3/4"	.083	20FT	1.478
1 3/4"	.120	20FT	2.09



REINFORCING BARS

<u>SIZE</u>	<u>NO.</u>	<u>WT/FT</u>	<u>LENGTH</u>	<u>WT/BAR</u>
3/8"	#3	.376	20'	7.52
1/2"	#4	.668	20'	13.36
5/8"	#5	1.04	20'	20.88



COLD FINISHED ROUNDS

<u>SIZE</u>	<u>WT/FT</u>	<u>WT/12FT</u>
1/8"	.042	.50
3/16"	.094	1.20
1/4"	.167	2.00
5/16"	.261	3.20
3/8"	.376	4.50
7/16"	.511	6.20
1/2"	.668	8.00
9/16"	.845	10.20
5/8"	1.040	12.50
11/16"	1.260	15.10
3/4"	1.500	18.00
13/16"	1.760	21.10
7/8"	2.040	24.50
15/16"	2.350	28.20
1"	2.670	32.10
1-1/16"	3.020	36.24
1-1/8"	3.380	40.60
1-3/16"	3.770	45.30
1-1/4"	4.170	50.04
1-5/16"	4.600	55.20
1-3/8"	5.050	60.60
1-7/16"	5.520	66.30
1-1/2"	6.010	72.12
1-5/8"	7.050	84.60
1-11/16"	7.600	91.25
1-3/4"	8.180	98.20



<u>SIZE</u>	<u>WT/FT</u>	<u>WT/12FT</u>
1-9/16"	6.52	78.23
1-13/16"	8.78	105.40
1-7/8"	9.39	112.70
1-15/16"	10.02	120.29
2"	10.68	128.20
2-1/8"	12.06	144.70
2-1/4"	13.52	162.24
2-3/8"	22.07	264.86
2-1/2"	16.69	200.28
2-3/4"	20.19	242.34
2-7/8"	22.07	264.86
3"	24.03	288.36
3-1/2"	32.71	392.52

HOT ROLLED ROUNDS

<u>SIZE</u>	<u>WT/FT</u>	<u>LENGTH</u>	<u>WT/BAR</u>
1/8"	.042	20'	.84
3/16"	.094	20'	1.90
1/4"	.167	20'	3.40
5/16"	.261	20'	5.30
3/8"	.376	20'	7.60
7/16"	.511	20'	10.30
1/2"	.668	20'	13.40
9/16"	.845	20'	16.90
5/8"	1.040	20'	20.80
3/4"	1.500	20'	30.00
7/8"	2.040	20'	40.80
1"	2.670	20'	53.40
1-1/4"	4.170	20'	83.44



HOT ROLLED FLATS

	<u>SIZE</u>	<u>WT/FT</u>	<u>WT/20FT</u>		<u>SIZE</u>	<u>WT/FT</u>	<u>WT/20FT</u>
1/8"	X 1/2"	.213	4.26	5/16"	X 3/4"	.797	15.94
	X 5/8"	.266	5.32		X 1"	1.060	21.20
	X 3/4"	.319	6.38		X 2"	2.125	42.50
	X 1"	.425	8.50	3/8"	X 3/4"	.957	19.14
	X 1-1/4"	.531	10.62		X 1"	1.276	25.52
	X 1-1/2"	.639	12.78		X 1-1/4"	1.596	31.92
	X 1-3/4"	.745	14.90	X 1-1/2"	1.915	38.30	
	X 2"	.851	17.02	X 1-3/4"	2.233	44.66	
	X 2-1/2"	1.064	21.28	X 2"	2.552	51.04	
	X 3"	1.276	25.52	X 2-1/2"	3.191	63.82	
	X 3-1/2"	1.489	29.78	X 3"	3.829	76.58	
	X 4"	1.702	34.04	X 3-1/2"	4.467	89.34	
X 4-1/2"	1.915	38.30	X 4"	5.105	102.10		
X 5"	2.127	42.54	X 5"	6.381	127.62		
X 6"	2.552	51.04	X 6"	7.657	153.14		
X 8"	3.403	68.06	X 6-1/2"	8.290	165.20		
X 10"	4.254	85.08	X 7"	8.933	178.66		
X 12"	5.105	102.10	X 8"	10.210	204.20		
3/16"	X 1/2"	.319	6.38	X 12"	15.314	306.28	
	X 3/4"	.478	9.56	1/2"	X 1"	1.702	34.04
	X 1"	.639	12.78		X 1-1/4"	2.127	42.54
	X 1-1/4"	.798	15.96		X 1-1/2"	2.552	51.04
	X 1-1/2"	.957	19.14		X 1-3/4"	2.978	59.56
	X 1-3/4"	1.117	22.34		X 2"	3.403	68.06
	X 2"	1.276	25.52		X 2-1/2"	4.254	85.08
	X 2-1/2"	1.596	31.92		X 3"	5.105	102.10
	X 3"	1.915	38.30		X 3-1/2"	5.956	119.12
	X 4"	2.552	51.04		X 4"	6.806	136.12
	X 4-1/2"	2.872	57.44		X 5"	8.508	170.16
	X 5"	3.191	63.82		X 6"	10.210	204.20
X 6"	3.829	76.58	X 8"		13.613	272.26	
X 7"	4.467	89.33	X 10"	17.000	340.00		
X 10"	6.381	127.62	X 12"	20.42	408.40		
X 12"	7.657	153.14	5/8"	X 1-1/2"	3.191	63.82	
1/4"	X 1/2"	.425		8.50	X 2"	4.254	85.08
	X 3/4"	.639		12.78	X 2-1/2"	5.318	106.36
	X 1"	.851		17.02	X 3"	6.381	127.62
	X 1-1/4"	1.064		21.28	X 4"	8.508	170.16
	X 1-1/2"	1.276		25.52	X 5"	10.630	212.60
	X 1-3/4"	1.489	29.78	X 6"	17.850	357.00	
	X 2"	1.702	34.04	X 10"	21.270	425.40	
	X 2-1/2"	2.127	42.54	3/4"	X 1-1/2"	3.830	76.60
	X 3"	2.552	51.04		X 2"	5.105	102.10
	X 3-1/2"	2.978	59.56		X 3"	7.657	153.14
	X 4"	3.403	68.06		X 3-1/2"	8.933	178.66
	X 5"	4.254	85.08		X 4"	10.210	204.20
X 6"	5.105	102.10	X 5"		12.750	255.00	
X 7"	5.956	119.12	X 6"		15.314	306.28	
X 8"	6.806	136.12	X 8"		20.400	408.00	
X 12"	10.210	204.20					



	<u>SIZE</u>	<u>WT/FT</u>	<u>WT/20FT</u>
1"	X 2"	6.806	136.12
	X 3"	10.210	204.20
	X 4"	13.613	272.26
	X 6"	20.419	408.38
1-1/2"	X 8"	27.226	544.52
	X 10"	34.030	680.60
2"	X 4"	20.400	408.00
	X 6"	40.800	816.00

HEX SHAFTING 1018 COLD ROLLED

SOLD IN 6' AND 12' PIECES ONLY

<u>SIZE</u>	<u>WT/FT</u>	<u>LENGTH</u>	<u>WT/BAR</u>
5/16"	.289	12'	3.47
3/8"	.415	12'	4.98
7/16"	.565	12'	6.78
1/2"	.737	12'	8.85
9/16"	.933	12'	11.20
5/8"	1.150	12'	13.80
11/16"	1.390	12'	16.68
3/4"	1.660	12'	19.92
13/16"	1.950	12'	23.40
7/8"	2.260	12'	27.12
1"	2.560	12'	30.72
1-1/8"	3.730	12'	44.76
1-1/4"	4.610	12'	55.32
1-1/2"	6.580	12'	78.96
1-3/4"	9.020	12'	108.24
2"	11.770	12'	141.24



STRUCTURAL STEEL TUBING

SQUARE

<u>SIZE</u>	<u>WALL</u>		<u>I.D.</u>	<u>WT/FT</u>
	<u>GAUGE</u>	<u>DECIMAL</u>		
1/2"	16	.065	.495	.495
1/2"	18	.049	.527	.384
1/2"	20	.035	.555	.281
5/8"	16	.065	.495	.495
3/4"	16	.065	.584	.750
3/4"	18	.049	.652	.467
1"	14	.083	.834	1.035
1"	11	.120	.760	1.436
1-1/4"	14	.083	1.084	1.317
1-1/4"	11	.120	1.010	1.844
1-1/2"	3/16	.188	1.126	3.050
1-1/2"	14	.083	1.334	1.600
1-1/2"	11	.120	1.260	2.252
1-3/4"	14	.083	1.584	1.882
2"	11	.120	1.760	3.070
2"	14	.083	1.834	2.164
2"	16	.065	1.750	3.050
2"	3/16	.188	1.620	4.430
2"	1/4	.250	1.500	5.590
2-1/2"	3/16	.188	2.125	5.590
2-1/2"	11	.120	2.250	3.900
2-1/2"	1/4	.250	2.000	7.110
3"	3/16	.188	2.625	6.870
3"	1/4	.250	2.500	8.800
3"	11	.120	2.760	4.750
3-1/2"	1/4	.250	2.500	8.810
3-1/2"	3/16	.188	3.125	8.150
4"	3/16	.188	3.625	9.310
4"	1/4	.250	3.500	6.460
4"	11	.120	3.760	6.460
5"	1/2	.50	3.000	21.630
5"	1/4	.250	3.500	12.210
6"	3/16	.188	5.625	14.530
6"	1/4	.250	5.500	19.020
6"	3/8	.375	5.250	27.480




STRUCTURAL STEEL TUBING CONTINUED

<u>SIZE</u>	<u>WALL</u>		<u>WT/FT</u>
	<u>GAUGE</u>	<u>DECIMAL</u>	
1" X 2"	11	.120	2.252
1" X 1-1/2"	11	.120	1.844
1" X 2"	16	.065	1.269
1-1/2" X 2-1/2"	11	.120	3.068
1-1/2" X 2-1/2"	3/16	.188	4.320
1-1/2" X 3"	3/16	.188	5.070
2" X 1-1/2"	11	.120	2.663
2" X 3"	11	.120	3.884
2" X 4"	11	.120	4.700
2" X 3"	3/16	.188	5.590
2" X 3"	1/4	.250	2.728
2" X 4"	3/16	.188	6.870
2" X 4"	1/4	.250	3.290
2" X 5"	11	.120	4.890
2" X 5"	3/16	.188	7.040
2" X 6"	1/4	.250	12.210
2-1/2" X 3-1/2"	3/16	1.88	7.040
3" X 4"	3/16	.188	8.150
3" X 5"	1/4	.250	12.211
3" X 6"	3/16	.188	10.700
3" X 8"	1/4	.250	17.610



DIAMOND FLOOR PLATE

<u>SIZE</u>	<u>GAUGE</u>	<u>WT/SQ.FT</u>
4' X 8'	11	6.15
4' X 8'	12	5.25
4' X 8'	14	3.75
4' X 8'	16	3.00
4' X 8'	1/8	6.15
4' X 8'	3/16	8.71
4' X 8'	1/4	11.26



GRIP-STRUT

SAFETY GRIP-STRUT PROVIDES AN ANTI-SKID SURFACE ON THE EDGES OF A SERIES OF FORMED STRUTS PROVIDING SAFE FOOTING IN ALL DIRECTIONS.

<u>SIZE</u>	<u>GAUGE</u>	<u>WT/12'</u>
9-1/2" X 1-1/2"	12	60
11-3/4" X 1-1/2"	12	71
11-3/4" X 1-1/2"	14	51
18-3/4" X 1-1/2"	14	71



ROLLED SHEETS

<u>SIZE</u>	<u>GAUGE</u>	<u>WT/SQ.FT</u>	<u>WT/SHEET</u>
4' X 8'	10	5.63	180.16
4' X 8'	11	5.01	160.32
4' X 8'	12	4.38	140.16
4' X 8'	14	3.13	100.16
4' X 8'	16	2.50	80.00
4' X 8'	18	2.10	67.27
4' X 8'	20	1.50	48.04
4' X 8'	22	1.25	40.04
4' X 8'	3/16	5.01	160.32
4' X 8'	1/4	10.21	326.72



BEVELED EDGE

WILL CUT TO ANY LENGTH
PLAIN, NOT PUNCHED

SIZES


1/2" X 4"
1/2" X 6"
3/4" X 8"
3/4" X 6"
5/8" X 6"



EXPANDED METAL

EXPANDED METAL MAY BE USED FOR MANY INDUSTRIAL PURPOSES SUCH AS OPEN PARTITIONS, WINDOW GUARDS, MACHINE GUARDS AND OTHER MANUFACTURING AND MAINTENANCE USES. IT IS MORE RIGID THAN AN EQUAL WEIGHT OF SOLID STEEL PLATE OR WIRE MESH. IN FABRICATING, IT MAY BE CUT TO ANY DESIRED SHAPE WITHOUT LOSS OF ORIGINAL STRENGTH. EXPANDED METAL HAS NO SHARP EDGES.

<u>SIZE</u>	<u>GAUGE</u>	<u>TYPE</u>
4' X 8'	13	FLATTENED
4' X 8'	13	STANDARD
4' X 8'	9	FLATTENED
4' X 8'	9	STANDARD




FLATTENED

STANDARD

LADDER RUNGS

HOT ROLLED, PICKLED AND OILED CARBON STEEL

1-5/8" WIDE X 1-1/4" TALL -5 FT LONG




SHEET GRATING



#	SIZE	WT/SQ.FT	WT/SHEET
#3	4 X 8	3	96
#4	4 X 8	4	128

BAR GRATING

SPACE	SIZE	WT/SQ.FT	WT/SHEET
19W4	3/16 X 1 – 36 X 240	7.3	438



COLD FINISHED SQUARES

SIZE	WT/FT	LENGTH	WT/BAR
3/16"	.120	12'	1.44
1/4"	.213	12'	2.56
5/16"	.332	12'	3.98
3/8"	.478	12'	5.74
7/16"	.651	12'	7.81
1/2"	.850	12'	10.20
9/16"	1.076	12'	12.96
5/8"	1.329	12'	15.96
3/4"	1.914	12'	22.92
7/8"	2.605	12'	31.20
15/16"	2.990	12'	35.88
1"	3.402	12'	40.80
1-1/8"	4.306	12'	51.60
1-1/4"	5.316	12'	63.72
1-1/2"	7.655	12'	91.80
2"	13.610	12'	163.20



HOT ROLLED SQUARES

SIZE	WT/FT	LENGTH	WT/BAR
3/8"	.479	20'	9.57
1/2"	.851	20'	17.02
5/8"	1.330	20'	26.59
3/4"	1.910	20'	38.29
7/8"	2.610	20'	52.11
1"	3.400	20'	68.06
1-1/8"	4.310	20'	86.14
2"	13.600	20'	272.00



ALUMINUM FLATS

<u>SIZE</u>	<u>LENGTH</u>	<u>WT/FT</u>	<u>WT/BAR</u>	
1/8" X 1/2"	12'	.080	.960	
	12'	.110	1.320	
	12'	.147	1.770	
	12'	.221	2.650	
	12'	2.940	3.530	
	12'	.450	5.400	
	12'	.600	7.200	
3/16" X 3/4"	12'	.108	1.300	
	12'	.221	2.650	
	12'	.331	3.972	
	12'	.442	5.300	
	12'	.552	6.624	
	12'	.663	7.956	
	12'	.883	10.596	
1/4" X 3/4"	12'	.221	2.650	
	12'	.294	3.530	
	12'	.368	4.420	
	12'	.442	5.304	
	12'	.588	7.060	
	12'	.750	9.000	
	12'	.882	10.500	
	12'	1.180	14.110	
	12'	1.500	18.000	
	12'	1.760	21.100	
	3/8" X 1"	12'	.443	5.320
		12'	.664	7.970
12'		.883	10.600	
12'		1.350	16.200	
12'		1.770	21.240	
12'		2.655	31.860	
12'		5.287	63.450	
1/2" X 1"	12'	.600	7.200	
	12'	.883	10.600	
	12'	1.180	14.160	
	12'	1.500	18.000	
	12'	1.770	21.240	
	12'	2.400	28.800	
	12'	3.600	43.200	
3/4" X 1"	12'	7.049	84.590	
	12'	.883	10.600	



ALUMINUM SQUARE TUBE

<u>SIZE</u>	<u>WALL</u>	<u>LENGTH</u>	<u>WT/FT</u>	<u>WT/BAR</u>
3/4"	16 GA	21' 1"	.199	4.20
3/4"	1/8"	21' 1"	.364	7.28
1"	1/8"	21' 1"	.509	10.73
1"	16 GA	21' 1"	.199	4.18
1-1/4"	1/8"	21' 1"	.674	14.16
1-1/2"	1/8"	21' 1"	.800	16.87
2"	1/8"	21' 1"	1.089	23.00
4"	1/8"	21' 1"	2.326	48.85



ALUMINUM ROUND TUBING

<u>SIZE</u>	<u>WALL</u>	<u>LENGTH</u>	<u>WT/FT</u>	<u>WT/BAR</u>
3/4" O.D.	.083	12'	.204	2.45
1-1/2" O.D.	.125	12'	.648	7.78



ALUMINUM RECTANGULAR TUBING

<u>SIZE</u>	<u>LENGTH</u>	<u>WT/FT</u>	<u>WT/BAR</u>
1-1/2" X 2"	21'	.971	20.40



ALUMINUM PIPE SCHEDULE 40

<u>SIZE</u>	<u>LENGTH</u>	<u>WT/FT</u>	<u>WT/BAR</u>
1/2"	20'	.294	5.88
3/4"	20'	.387	7.74
3/4" (SCH 80)	20'	.510	10.20
1"	20'	.581	11.62
1-1/4"	20'	.785	15.70
1-1/2"	20'	.94	18.80
2"	20'	1.264	25.28
2-1/2"	20'	2.004	40.08



ALUMINUM ROUND STOCK

<u>SIZE</u>	<u>LENGTH</u>	<u>WT/FT</u>	<u>WT/BAR</u>
1/4"	12'	.058	.70
3/8"	12'	.130	1.56
5/8"	12'	.372	4.47
1/2"	12'	.2312	.77
5/16"	12'	.090	1.08
3/4"	12'	.520	6.24
7/8"	12'	.707	8.50
1"	12'	.924	11.09
1-1/4"	12'	1.490	17.90
1-1/2"	12'	2.140	25.68
3"	12'	8.313	99.76
6"	12'	33.200	398.40



ALUMINUM SQUARE STOCK

<u>SIZE</u>	<u>LENGTH</u>	<u>WT/FT</u>	<u>WT/BAR</u>
1/4"	12'	.076	.91
1/2"	12'	.300	3.60
3/4"	12'	.662	7.94
7/8"	12'	.918	11.02
1"	12'	1.176	14.11
2"	12'	4.800	57.60




ALUMINUM SHEETS

<u>SIZE</u>	<u>GAUGE</u>	<u>WT/SQ.FT</u>	<u>WT/SHEET</u>
4' X 8'	.125	1.782	57.03
4' X 8'	.040	.564	18.05
4' X 8'	1/4	3.640	116.48
4' X 10'	.063	.898	35.92



ALUMINUM TREADBRIGHT

<u>SIZE</u>	<u>GAUGE</u>	<u>WT/SQ.FT</u>	<u>WT/SHEET</u>
4' X 8'	.1250	1.92	61.44
4' X 8'	.1875	2.80	89.60



ALUMINUM CHANNEL

<u>SIZE</u>	<u>LENGTH</u>	<u>WT/FT</u>	<u>WT/BAR</u>
1" X 1/2" X 1/8"	16'	.262	5.10
2" X 1" X 1/8"	20'	.547	8.76
3" X 1.498" X .258"	25'	1.730	43.25
3" X 1.410" X .170"	25'	1.729	43.23
4" X 1.647" X .247"	25'	1.846	46.15
8" X 2.29" X .250"	25'	4.425	110.63
10" X 2.6" X .24"	25'	5.280	132.00



ALUMINUM ANGLES

	<u>SIZE</u>	<u>LENGTH</u>	<u>WT/FT</u>	<u>WT/BAR</u>
1/8"	X 3/4" X 3/4"	25'	.200	5.00
	X 1" X 1"	25'	.275	6.88
	X 1-1/2" X 1-1/2"	25'	.423	10.58
3/16"	X 2" X 2"	25'	.570	14.30
	X 1" X 1"	25'	.400	10.00
	X 1-1/2" X 2"	25'	.730	18.25
	X 2" X 2"	25'	.850	21.25
1/4"	X 2-1/2" X 2-1/2"	25'	1.070	26.75
	X 3" X 3"	25'	1.290	32.25
	X 1-1/2" X 1-1/2"	25'	.810	20.25
	X 2" X 2"	25'	1.110	27.75
	X 2-1/2" X 2-1/2"	25'	1.410	35.25
	X 3" X 3"	25'	1.684	42.10
	X 4" X 4"	25'	2.258	57.00



STAINLESS FLATS TYPE 304

<u>SIZE</u>	<u>WT/FT</u>	<u>WT/BAR</u>	<u>LENGTH</u>
1/8" X 3/4"	.319	3.83	12'
X 1"	.425	5.10	12'
X 2"	.850	10.20	12'
X 2-1/2"	1.060	12.72	12'
X 4"	1.750	21.00	12'
3/16" X 2"	1.330	16.00	12'
1/4" X 1"	.833	10.00	12'
X 1-1/2"	1.330	16.00	12'
X 2"	1.750	21.00	12'
X 2-1/2"	2.166	26.00	12'
X 3"	2.583	31.00	12'
X 4"	3.416	41.00	12'




STAINLESS ANGLES TYPE 304

<u>SIZE</u>	<u>WT/FT</u>	<u>WT/BAR</u>	<u>LENGTH</u>
1/8" X 1" X 1"	.80	16.00	20'
X 1-1/2" X 1-1/2"	1.23	24.60	20'
X 2" X 2"	1.65	31.00	20'
3/16" X 1-1/2" X 1-1/2"	1.80	36.00	20'
X 2" X 2"	2.45	48.80	20'
1/4" X 1" X 1"	1.50	29.80	20'
X 1-1/2" X 1-1/2"	2.35	46.80	20'
X 2" X 2"	3.20	63.80	20'
X 3" X 3"	4.90	98.00	20'



STAINLESS SHEETS TYPE 304

<u>SIZE</u>	<u>GAUGE</u>	<u>WT/SQ.FT.</u>	<u>WT/SHEET</u>
4' X 8'	20 GA	1.512	48.38
4' X 8'	14 GA	3.150	100.80



STAINLESS ROUNDS TYPE 304

<u>SIZE</u>	<u>WT/FT</u>	<u>WT/BAR</u>	<u>LENGTH</u>
3/16"	.094	1.13	12'
1/4"	.166	2.00	12'
5/16"	.261	3.13	12'
3/8"	.376	4.51	12'
1/2"	.666	8.02	12'
5/8"	1.083	12.48	12'
3/4"	1.500	18.00	12'
7/8"	2.083	24.48	12'
1"	2.666	33.04	12'
1-1/8"	3.380	40.56	12'
1-1/4"	4.166	50.04	12'
1-3/4"	8.180	98.16	12'



Des Moines Iron & Supply Company
 4330 NE 14th Street
 Des Moines, Iowa 50313
 PHONE: (515) 243-0177 FAX: (515) 243-8349

CREDIT APPLICATION FOR A BUSINESS ACCOUNT

Please mail or fax back to above address

Company Name _____
 Mailing Address _____
 Shipping Address _____
 City _____ State _____ Zip Code _____ County _____
 Phone Number _____ Fax Number _____
 E-Mail Address _____
 Date Business Established _____ Amount of Credit Requested \$ _____

Check which is applicable to you: Corporation ___ General Partnership ___
 Limited Partnership ___ LLC ___ Sole Proprietorship ___ Other ___

Purchase Order Required - Yes ___ No ___
 Tax Exempt - Yes ___ No ___ Tax Exempt Number _____

Have you or any of your affiliates ever had credit with us before or purchased from us before: Yes ___ No ___

If yes, under what name? _____

CREDIT REFERENCES:

Bank Name _____ Address _____
 Phone Number _____ Fax Number _____

Name _____ Address _____
 Phone Number _____ Fax Number _____

Name _____ Address _____
 Phone Number _____ Fax Number _____

Name _____ Address _____
 Phone Number _____ Fax Number _____

I, the undersigned, give authorization to the above references to release credit information on my behalf for the purpose of establishing credit.

Signed: _____ Title _____ Date: _____

FOR YOUR CONVENIENCE DECIMAL EQUIVALENTS

<u>INCHES</u>	<u>DECIMAL</u>	<u>INCHES</u>	<u>DECIMAL</u>
1/64	0.015625	33/64	0.515625
1/32	0.03125	17/32	0.53125
3/64	0.046875	35/64	0.546875
1/16	0.0625	9/16	0.5625
5/64	0.078125	37/64	0.578125
3/32	0.09375	19/32	0.59375
7/64	0.109375	39/64	0.609375
1/8	0.125	5/8	0.625
9/64	0.140625	41/64	0.640625
5/32	0.15625	21/32	0.65625
11/64	0.171875	43/64	0.671875
3/16	0.1875	11/16	0.6875
13/64	0.203125	45/64	0.703125
7/32	0.21875	23/32	0.71875
15/64	0.234375	47/64	0.734375
1/4	0.25	3/4	0.75
17/64	0.265625	49/64	0.765625
9/32	0.28125	25/32	0.78125
19/64	0.296875	51/64	0.796875
5/16	0.3125	13/16	0.8125
21/64	0.328125	53/64	0.828125
11/32	0.34375	27/32	0.84375
23/64	0.359375	55/64	0.859375
3/8	0.375	7/8	0.875
25/64	0.390625	57/64	0.890625
13/32	0.40625	29/32	0.90625
27/64	0.421875	59/64	0.921875
7/16	0.4375	15/16	0.9375
29/64	0.453125	61/64	0.953125
15/32	0.46875	31/32	0.96875
31/64	0.484375	63/64	0.984375
1/2	0.5	1	1

Des Moines Iron & Supply Company

4330 N.E. 14th st

Des Moines, IA 50313

515-243-0177

TOLL – FREE: 1-800-383-2094

FAX: 515-243-8349

