



A PLAYCORE Company



FEATURED PROJECTS

- 4 SCHAPER PARK
MINNEAPOLIS, WI
- 6 LAKE PLEASANT REGIONAL PARK
MORRISONTOWN, AZ
- 8 CRIMSON RIDGE
ST. GEORGE, UT
- 10 PAN PACIFIC PARK
LOS ANGELES, CA
- 12 COUNTRY TRAIL PARK
MOORPARK, CA
- 14 TOUCAN HIDEAWAY
WEST CHICAGO, IL
- 16 TRAILSIDE PARK
PARK CITY, UT
- 18 LAKESIDE PARK
HOUSTON, TX
- 20 JERRY TINGLE ACTIVITY CENTER
TUSCALOOSA, AL
- 26 THREE RIVERS ELEMENTARY
PASCO, WA
- 28 EXPLORE PLAYGROUND
HOOVER, AL
- 30 DAVID CARNES PARK
MEMPHIS, TN
- 32 COLUMBIA RIVER PARK
KENNEWICK, WA
- 34 LIBERTY STATE PARK
JERSEY CITY, NJ
- 38 AZALEA PARK
FALLS CHURCH, VA
- 40 COYOTE ISLAND PLAYGROUND
LOS ANGELES, CA
- 42 DEER PARK
CLEVELAND, TN
- 44 FERN DELL PARK
LOS ANGELES, CA
- 48 WELLER ELEMENTARY
SPRINGFIELD, MO
- 50 OUR LADY OF LOURDES CATHOLIC SCHOOL
SALT LAKE CITY, UT
- 52 RYNERSON PARK
LOS ANGELES, CA

PLAY SYSTEMS

- 54 MODERN CITY
- 62 POWERSCAPE
- 72 PRIMETIME
- 82 XSCAPE
- 86 IONIX

SYSTEM COMPONENTS

- 92 XSCAPE ACTIVITIES
- 98 MOTION
- 100 CLIMBERS
- 104 THEMED CLIMBERS
- 106 OVERHEAD
- 108 SLIDES
- 112 LINKS
- 116 BRIDGES & TUBES
- 118 SENSORS, GIZMOS & GADGETS
- 121 PANELS
- 126 MUSIC
- 127 DECKS & KICKPLATES
- 128 RAMPS & ACCESS
- 130 SHADE & ROOFS
- 134 ACCENTS & ACCESSORIES

FREESTANDING

- 138 INCLUSIVE PLAY*
- 140 MOTION
- 148 SWINGS
- 154 MUSIC
- 159 GROUND-LEVEL
- 162 CLIMBERS
- 172 SLIDES
- 174 CLASSICS

PLAY TRAILS

- 178 BIRDS & BUTTERFLIES
- 179 BEES & MUSHROOMS
- 180 ANTS & SPIDERS
- 181 POND LIFE
- 182 TREES & FOREST
- 184 ROCKS & BOULDERS

OUTDOOR FITNESS

- 188 CHALLENGE COURSE
- 198 THRIVE
- 204 GTFIT

SITE ACCESSORIES

- 210 GT IMPAX SURFACING
- 212 SHADE OPTIONS
- 216 SITE ACCESSORIES
- 222 PALETTES & COLOR OPTIONS

Play has no age limit®

People are hard-wired for play through all stages of life. Our mission is to create multigenerational recreation spaces where children and families love to play together.



2 Family destinations



24 Inclusive play



36 Nature play



46 Playful physical activity



54 Modern designs



136 Freestanding play



186 Family fitness



208 Comfortable amenities

All play systems are subject to the availability of components at the time of order. Some changes or substitutions may be necessary and this may affect the price of the system. Please visit www.gametime.com or contact your local representative at 800-235-2440 to view the latest play system configurations and list price.

Play as a family

Somewhere along the way, adults have forgotten how to play. We create products and places that encourage parents and caregivers to engage with their children and enjoy the benefits of outdoor play and recreation. And we're helping families connect with one another like never before.

Modern City Spinner p59

Available on Modern City X Series, this innovative spinning activity is fun for kids of all ages!





Moms rule

There's nothing more rewarding than teaching your children the importance of regular physical activity... especially when you win a race! This community is making family fitness a priority with Challenge Course. gametime.com/schaper



Attention to detail makes our custom play experiences exciting, realistic and fun!



Ultra-real, ultra-fun

Creating the perfect custom play space is all about the details, including the realistic styling of desert animals. These larger-than-life creatures make play a wild adventure! gametime.com/lake-pleasant.

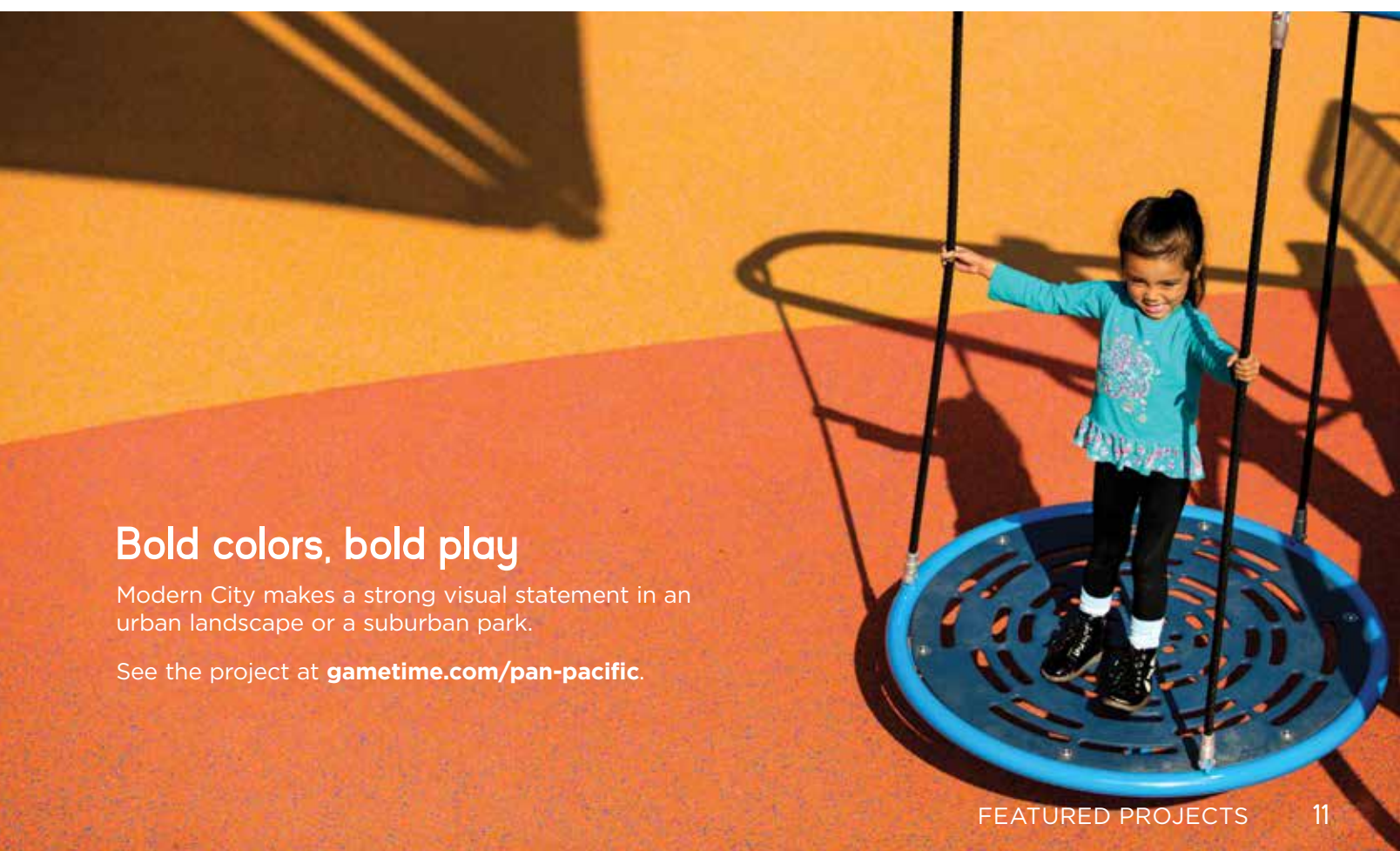




Fun for all ages

We created a nature-themed play environment children love and where parents love to play, too! Learn more at gametime.com/crimson.





Bold colors, bold play

Modern City makes a strong visual statement in an urban landscape or a suburban park.

See the project at gametime.com/pan-pacific.

Keep exploring!

There's no end to the benefits of play, no matter your age. This open, modern design encourages people of all ages to get involved and to explore the play space. gametime.com/moorpark



Playful escape

Toucan Hideaway is an expansive custom play space where families take a break from the outside world and reconnect with one another. Learn more at gametime.com/toucan



Mountain climbers

The mountains of Park City are a year-round destination for people who love the outdoors. Now it's a destination for families who love to climb a more playful kind of mountain. Learn more at gametime.com/trailside.



Artistic design for playful families

IONiX play systems give your park or playground a completely different look, and create a place where families look for adventure! gametime.com/ionix



Playful new heights

With a custom tower, Modern City® play system and plenty of swings and freestanding play, this is a play experience the entire family will remember for a lifetime! gametime.com/tuscaloosa

Take play to new heights with custom and themed tower structures!

Keep moving

Studies show children stop being physically active as they grow older. By creating a play environment the entire family will enjoy, you can help set an example for a lifetime of play and activity.



Play builds bridges


Well-designed play environments based on best-practice research make it possible for everyone to realize the joy and benefits of play.

Me2: 7 Principles of Inclusive Playground Design® is a one-of-a-kind resource to help communities move beyond minimum accessibility guidelines to intentionally increase usability—creating destinations that are more usable, by more people, to the greatest extent possible. These principles are the only evidence-based guidelines that are tailored specifically to address childhood experiences in outdoor play environments.

2 Play Together®: Fostering Friendships Through Inclusive Play provides programmers with strategies, tips and playground activities to create awareness, break down barriers and foster friendships through inclusive play experiences.

Playgrounds designed using the guidelines found in Me2® qualify for recognition as a National Demonstration Site. NDS sites participate in ongoing data collection and reporting to demonstrate community outcomes.





Sensory Spinning Seat p140

A fun activity that promotes social interaction and makes any playground more inclusive.

Inclusive play for any budget

Create inclusive and fun play opportunities with ramped play systems and freestanding play products.

Learn more at gametime.com/pasco





Inclusive exploration

This playground is a National Demonstration Site for inclusive play and is actively gathering data to demonstrate long-term benefits and community vitality. Watch their story at gametime.com/hoover.



Family place, healthy place

The playground at David Carnes Park is part of a large-scale transformation for inclusive and multigenerational play. Learn more at gametime.com/memphis



GameTime designs play spaces that encourage people of all ages to play together.



Adventure awaits

Connect your playground with the history and culture of your community with custom play spaces. Learn more at [gametime.com/kennewick](https://www.gametime.com/kennewick)

Active play in the big city

Combining multiple play and recreation activities in a single space makes this park a family destination that's inclusive, active and fun! gametime.com/liberty



Ramped inclusive playground

Nature-themed playground

Challenge Course

Play is natural

Naturalized play environments provide distinctive benefits for children and families.

A growing body of research reveals a strong link between children’s experiences of being outdoors in nature and their psychological well-being and overall development. PlayCore has partnered with the Natural Learning Initiative, College of Design, NC State University to develop NatureGrounds® best practice guidelines to deliberately design nature back into children’s lives to benefit children’s play, physical activity levels and to create richer play experiences for all users.

Play spaces designed using the principles found in the NatureGrounds® guidebook are eligible for recognition as a National Demonstration Site. Learn more at gametime.com/nds.





Brand new play, recycled materials

Part of creating a naturalized play environment is choosing materials that minimize environmental impact. The Timbers® style roofs and panels are made of 100% recycled plastic and give the entire system a rustic charm. gametime.com/azalea



Keep climbing

Custom net climbers in a naturalized play space create one-of-a-kind play experience in the heart of LA. Learn more at gametime.com/griffith.



Recycled plastic lumber features a sensory-rich wood grain texture and gives your play systems a rustic, natural look.



Neighborhood pride and play

A community park that has been a staple of the community's oldest neighborhood is transformed with natural plantings and a beautiful new play environment. gametime.com/deer-park





Family adventures

Minutes away from the glitz and gleam of Hollywood is this beautiful oasis of play where families gather for a respite from the rigors of modern life. It's a wonderful place to explore the endless possibilities of play and nature. gametime.com/ferndell

Hand-crafted play sculptures created by our talented designers complement the natural surroundings

Active students learn better

School playgrounds provide children with important physical, emotional, social and cognitive skills that benefit students in the classroom and prepare them for their whole life.

Play On!® is a standards-based physical education program that promotes overall fitness, learning and fun on the playground! Developed by SHAPE America and authored by experts from Louisiana State University, Play On!® focuses on overall physical fitness while employing six essential elements of play. Play On!® gets kids actively moving on the playground to help combat childhood obesity and encourage healthy lifestyles.

Playgrounds designed using the principles found in Play On!® are eligible for recognition as a National Demonstration Site. Learn more at gametime.com/nds.





Play to learn

Weller Elementary in Springfield, MO is using their Play On! playground to keep children active before, during and after school. Learn more at gametime.com/weller



Small space, big play

Although this school had limited space for students to play, a creative and compact design packs plenty of physical activity and fun for students in grades K-8. gametime.com/lourdes



Hybrid design, continual motion

By combining a fitness-focused Xscape system with a high capacity PowerScape system, this community created a place where children are continually moving, climbing and exploring. gametime.com/lakewood



Modern play for modern cities

Modern City is a fresh approach to play system design. The signature style is at home in an urban park or a suburban green space, and the steel construction makes it durable and easy to maintain.

X-frame Hub protects connection and makes the whole system climbable

Ground-level activities built into the uprights.

MODERN CITY



#MCVIRI \$25,803
 ASTM Use Zone: 30' x 26'8" (9.1m x 8.2m)
 Child Capacity: 10-15
 Recommended Ages: 2 to 5
 ASTM Fall Height: 5' (1.6m)



#MCVISI \$25,803
 ASTM Use Zone: 30' x 27'8" (9.1m x 8.5m)
 Child Capacity: 10-15
 Recommended Ages: 2 to 5
 ASTM Fall Height: 5' (1.6m)



#MCX1NI **\$54,721**
 ASTM Use Zone: 23'3" x 34'7" (7.3m x 10.6m)
 Child Capacity: 25-30
 Recommended Ages: 5 to 12
 ASTM Fall Height: 8' (2.5m)



#MCX2NI **\$61,948**
 ASTM Use Zone: 31'9" x 34'7" (9.6m x 10.7m)
 Child Capacity: 25-30
 Recommended Ages: 5 to 12
 ASTM Fall Height: 8' (2.5m)



#MCX3RI **\$77,428**
 ASTM Use Zone: 36'9" x 47' (11.2m x 14.3m)
 Child Capacity: 25-30
 Recommended Ages: 5 to 12
 ASTM Fall Height: 8' (2.5m)



#MCX3SI **\$77,428**
 ASTM Use Zone: 36'9" x 48' (11.2m x 14.9m)
 Child Capacity: 25-30
 Recommended Ages: 5 to 12
 ASTM Fall Height: 8' (2.5m)



#MCM2NI **\$22,705**
 ASTM Use Zone: 24' x 24" (7.3m x 7.7m)
 Child Capacity: 15-20
 Recommended Ages: 5 to 12
 ASTM Fall Height: 9' (2.7m)



#MCM1NI **\$32,988**
 ASTM Use Zone: 28' x 23' (8.5m x 7m)
 Child Capacity: 10-15
 Recommended Ages: 5 to 12
 ASTM Fall Height: 12' (3.7m)



#MCM3RI **\$46,462**
 ASTM Use Zone: 26'5" x 42'10" (8.2m x 13.1m)
 Child Capacity: 10-15
 Recommended Ages: 5 to 12
 ASTM Fall Height: 8' (2.5m)

The power of flexibility

No other play system provides more design flexibility. Choose from a wide range of play activities, themes and more to design the perfect playground.

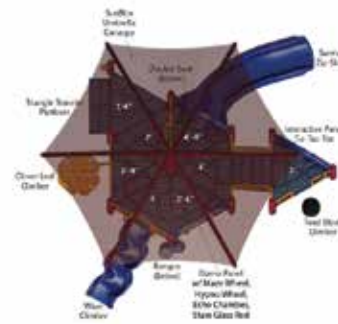
NEW!

Splitter Climber p100

Quadratic Shade p130



POWERSCAPE

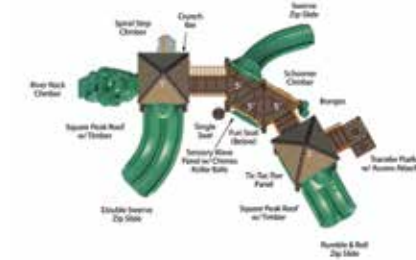


Puddle Pod
#PS19017 \$29,189

ASTM Use Zone:
31' x 26' (9.5m x 8m)
Child Capacity: 30-35
Ages: 2 to 5
ADA:
Elevated: 6
Accessible: 6
Ground: 2
Types: 2
ASTM Fall Height: 4' (1.2m)
Play Palette: Jellybean

Twin Towers
#PS17016 \$48,390

ASTM Use Zone:
35' x 42' (10.7m x 12.8m)
Child Capacity: 40-45
Ages: 2 to 5 or 5 to 12
ADA:
Elevated: 9
Accessible: 9
Ground: 4
Types: 3
ASTM Fall Height: 5' (1.6m)
Play Palette: Rainforest



Includes Sensory Wave Panel

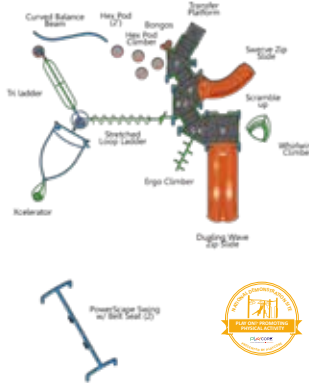
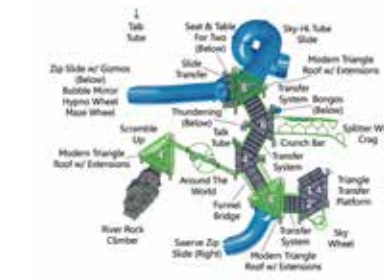


Epix
#PS19009 \$32,711

ASTM Use Zone:
44' x 45' (13.4m x 13.7m)
Child Capacity: 35-40
Ages: 5 to 12
ADA:
Elevated: 5
Accessible: 5
Ground: 7
Types: 4
ASTM Fall Height: 8' (2.5m)
Play Palette: Wisteria

Edgy
#PS20002 \$59,213

ASTM Use Zone:
42' x 42' (12.8m x 12.8m)
Child Capacity: 35-40
Ages: 5 to 12
ADA:
Elevated: 10
Accessible: 8
Ground: 8
Types: 5
ASTM Fall Height: 8' (2.5m)
Play Palette: Atlantic

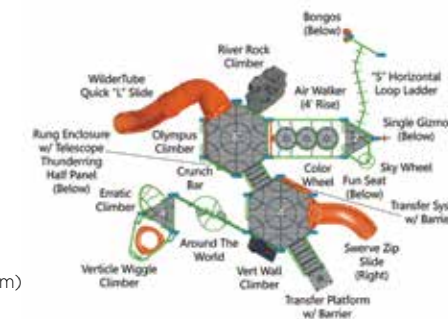


Arlington
#PS17034 \$42,314

ASTM Use Zone:
55' x 58' (16.8m x 17.7m)
Child Capacity: 55-60
Ages: 5 to 12
ADA:
Elevated: 7
Accessible: 7
Ground: 8
Types: 6
ASTM Fall Height: 8' (2.5m)
Play Palette: Shine

Satellite
#PS20010 \$63,268

ASTM Use Zone:
43' x 41' (13.1m x 12.5)
Child Capacity: 40-45
Ages: 5 to 12
ADA:
Elevated: 13
Accessible: 9
Ground: 6
Types: 4
ASTM Fall Height: 8' (2.5m)
Play Palette: Shine



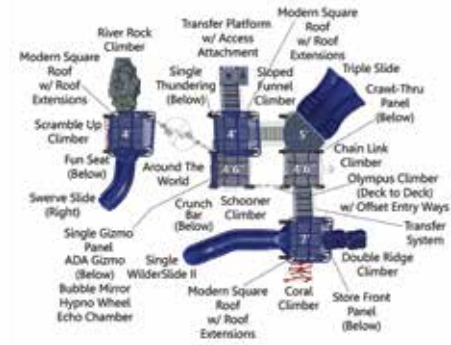
Edie's Eddy
#PS18010 \$48,389

ASTM Use Zone:
47' x 33' (14.3m x 10.1m)
Child Capacity: 40-45
Ages: 2 to 5
ADA:
Elevated: 9
Accessible: 9
Ground: 6
Types: 3
ASTM Fall Height: 5' (1.6m)
Play Palette: Custom

Warrior Kids
#PS18020 \$67,131

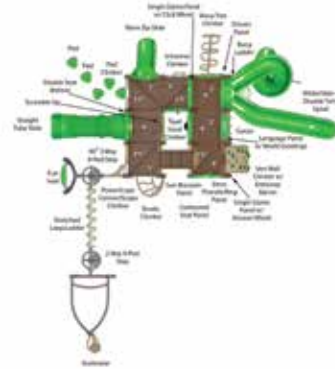
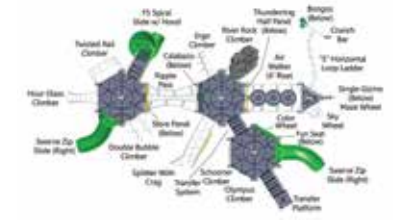
ASTM Use Zone:
46' x 43' (14.1m x 13.1m)
Child Capacity: 55-60
Ages: 2 to 5
ADA:
Elevated: 8
Accessible: 8
Ground: 15
Types: 5
ASTM Fall Height: 5' (1.6m)
Play Palette: Malibu





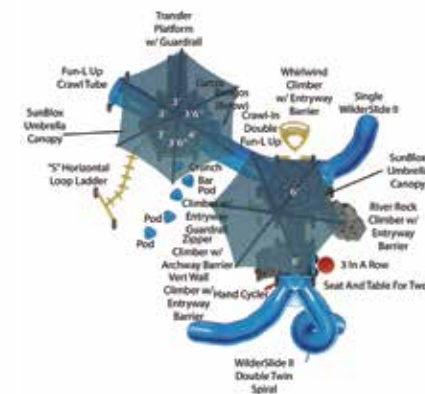
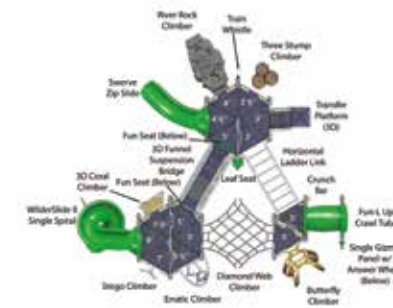
Mount More
#PS20004 \$68,283
 ASTM Use Zone:
 43' x 37' (13.1m x 11.3m)
 Child Capacity: 50-55
 Ages: 5 to 12
 ADA:
 Elevated: 13
 Accessible: 9
 Ground: 7
 Types: 5
 ASTM Fall Height: 7' (2.2m)
 Play Palette: Custom

Pinwheel
#PS20007 \$73,853
 ASTM Use Zone:
 52' x 41' (15.8m x 12.5m)
 Child Capacity: 60-65
 Ages: 5 to 12
 ADA:
 Elevated: 16
 Accessible: 9
 Ground: 7
 Types: 5
 ASTM Fall Height: 8' (2.5m)
 Play Palette: Emerald



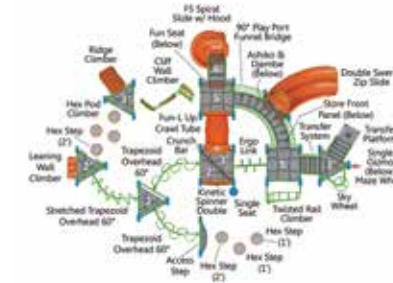
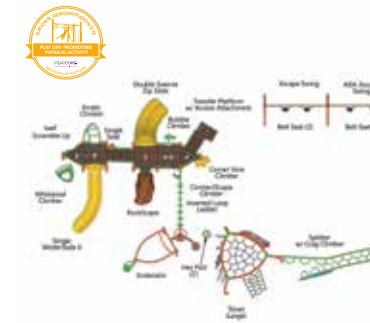
Summerfaire
#PS19001 \$68,348
 ASTM Use Zone:
 53' x 50' (16.2m x 15.3m)
 Child Capacity: 80-85
 Ages: 5 to 12
 ADA:
 Elevated: 19
 Accessible: 19
 Ground: 7
 Types: 4
 ASTM Fall Height: 8' (2.5m)
 Play Palette: Malibu

Portland
#PS19021 \$75,469
 ASTM Use Zone:
 43' x 41' (13.1m x 12.5m)
 Child Capacity: 60-65
 Ages: 5 to 12
 ADA:
 Elevated: 11
 Accessible: 6
 Ground: 7
 Types: 4
 ASTM Fall Height: 8' (2.5m)
 Play Palette: Emerald



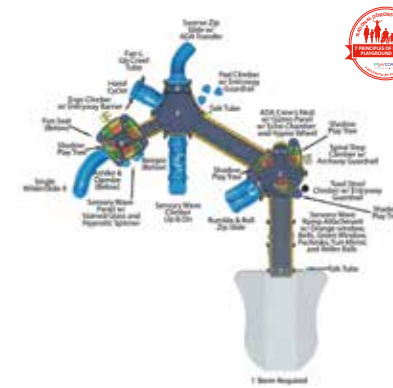
Bella Cove
#PS19008 \$68,905
 ASTM Use Zone:
 44' x 47' (13.4m x 14.4m)
 Child Capacity: 50-55
 Ages: 5 to 12
 ADA:
 Elevated: 15
 Accessible: 15
 Ground: 3
 Types: 3
 ASTM Fall Height: 8' (2.5m)
 Play Palette: Deep Space

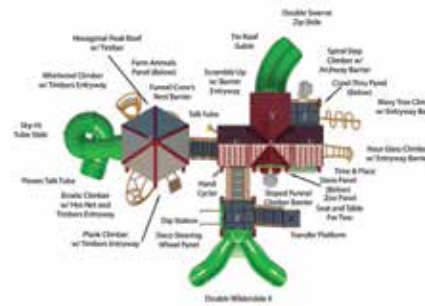
Cyclone
#PS18022 \$77,665
 ASTM Use Zone:
 73' x 55' (22.3m x 16.8m)
 Child Capacity: 45-50
 Ages: 5 to 12
 ADA:
 Elevated: 9
 Accessible: 9
 Ground: 11
 Types: 6
 ASTM Fall Height: 8' (2.5m)
 Play Palette: Papaya



Island Hopper
#PS20003 \$71,539
 ASTM Use Zone:
 40' x 48' (12.2m x 14.6m)
 Child Capacity: 60-65
 Ages: 5 to 12
 ADA:
 Elevated: 14
 Accessible: 8
 Ground: 9
 Types: 5
 ASTM Fall Height: 8' (2.5m)
 Play Palette: Shine

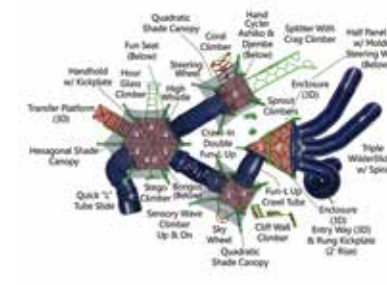
Rainbow Ramp
#PS17025 \$84,515
 ASTM Use Zone:
 54' x 51' (16.5m x 15.5m)
 Child Capacity: 70-75
 Ages: 5 to 12
 ADA:
 Elevated: 12
 Accessible: 10
 Ground: 6
 Types: 4
 ASTM Fall Height: 7' (2.2m)
 Play Palette: Deep Space
 Requires berm, not included



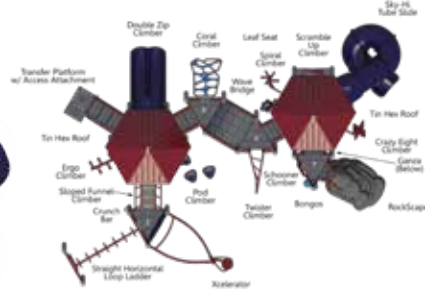


Highlands
#PS19014 **\$87,409**
 ASTM Use Zone:
 50' x 44' (15.2m x 13.4m)
 Child Capacity: 70-75
 Ages: 5 to 12
 ADA:
 Elevated: 16
 Accessible: 16
 Ground: 6
 Types: 5
 ASTM Fall Height: 8' (2.5m)
 Play Palette: Custom

Rowdy Rhombus
#PS20009 **\$95,466**
 ASTM Use Zone:
 54' x 37' (16.5m x 11.3m)
 Child Capacity: 55-60
 Ages: 5 to 12
 ADA:
 Elevated: 13
 Accessible: 9
 Ground: 5
 Types: 4
 ASTM Fall Height: 8' (2.5m)
 Play Palette: Custom

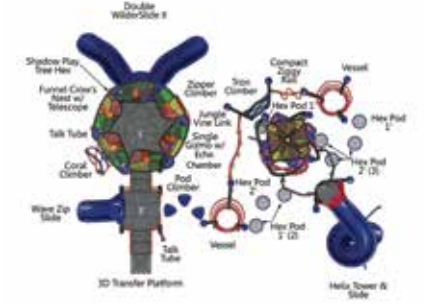
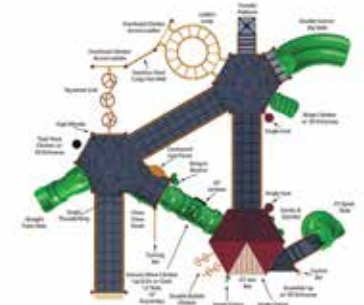


Add swings to meet National Demonstration Site requirements.



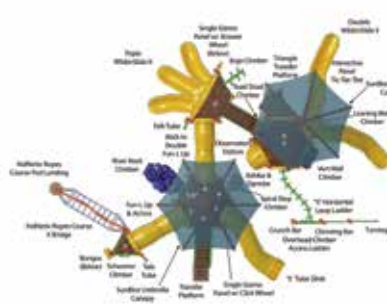
Moon Walk
#PS16017 **\$89,242**
 ASTM Use Zone:
 50' x 41' (15.2m x 12.5m)
 Child Capacity: 70-75
 Ages: 5 to 12
 ADA:
 Elevated: 15
 Accessible: 15
 Ground: 5
 Types: 3
 ASTM Fall Height: 8' (2.5m)
 Play Palette: Submarine

All for Fun
#PS17027 **\$96,343**
 ASTM Use Zone:
 51' x 44' (15.5m x 13.4m)
 Child Capacity: 95-100
 Ages: 5 to 12
 ADA:
 Elevated: 16
 Accessible: 15
 Ground: 7
 Types: 6
 ASTM Fall Height: 8' (2.5m)
 Play Palette: Jovial
 Requires berm, not included



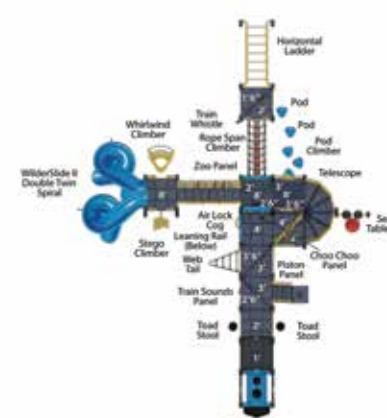
Stardust
#PS18003 **\$90,953**
 ASTM Use Zone:
 48' x 38' (14.6m x 11.6m)
 Child Capacity: 50-55
 Ages: 5 to 12
 ADA:
 Elevated: 7
 Accessible: 7
 Ground: 16
 Types: 4
 ASTM Fall Height: 8' (2.5m)
 Play Palette: Custom

Extra Innings
#PS16004 **\$101,067**
 ASTM Use Zone:
 56' x 59' (17.1m x 18m)
 Child Capacity: 90-95
 Ages: 5 to 12
 ADA:
 Elevated: 18
 Accessible: 18
 Ground: 6
 Types: 5
 ASTM Fall Height: 8' (2.5m)
 Play Palette: Papaya

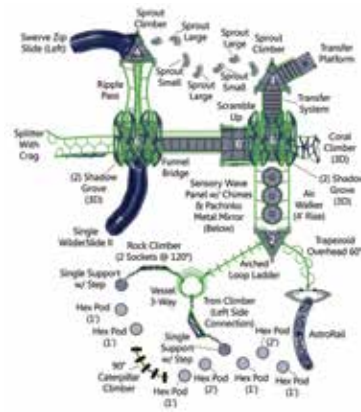


Nature Walk
#PS20006 **\$95,211**
 ASTM Use Zone:
 39' x 49' (11.9m x 15m)
 Child Capacity: 50-55
 Ages: 5 to 12
 ADA:
 Elevated: 12
 Accessible: 12
 Ground: 7
 Types: 5
 ASTM Fall Height: 8' (2.5m)
 Play Palette: Custom

Express
#PS19013 **\$104,731**
 ASTM Use Zone:
 61' x 50' (18.6m x 15.2m)
 Child Capacity: 85-90
 Ages: 5 to 12
 ADA:
 Elevated: 17
 Accessible: 9
 Ground: 6
 Types: 4
 ASTM Fall Height: 8' (2.5m)
 Play Palette: Deep Space

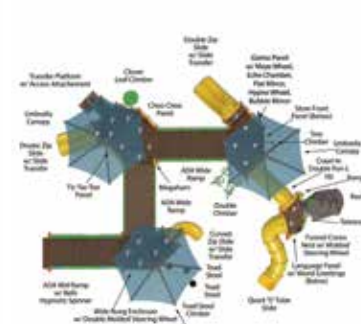


NEW Splitter Climber!



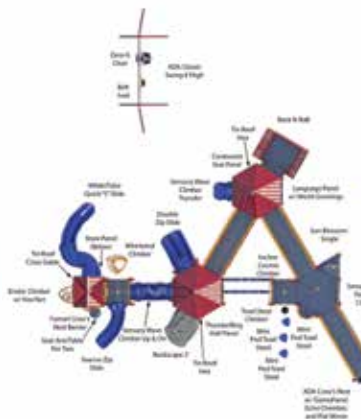
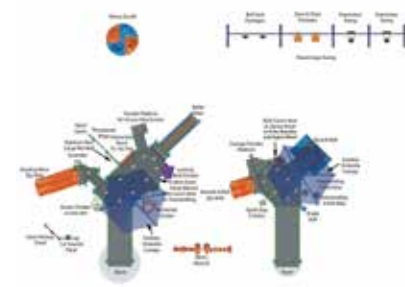
Counterbalance
#PS20000 \$107,876
 ASTM Use Zone:
 55' x 48' (16.7m x 14.6m)
 Child Capacity: 75-80
 Ages: 5 to 12
 ADA:
 Elevated: 13
 Accessible: 9
 Ground: 20
 Types: 3
 ASTM Fall Height: 8' (2.5m)
 Play Palette: Custom

Nature Hike
#PS20005 \$134,576
 ASTM Use Zone:
 44' x 51' (13.4m x 15.5m)
 Child Capacity: 80-85
 Ages: 5 to 12
 ADA:
 Elevated: 17
 Accessible: 11
 Ground: 11
 Types: 5
 ASTM Fall Height: 8' (2.5m)
 Play Palette: Custom



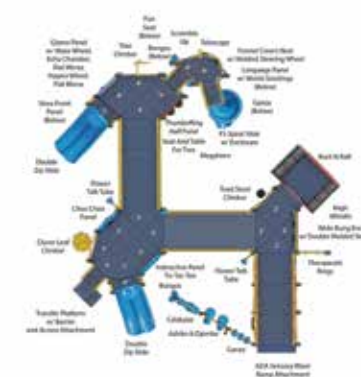
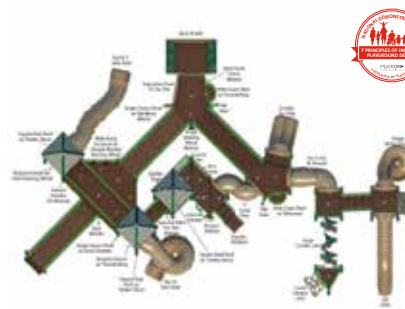
Julian Ridge
#PS19018 \$125,583
 ASTM Use Zone:
 61' x 49' (18.6m x 14.9m)
 Child Capacity: 130-135
 Ages: 5 to 12
 ADA:
 Elevated: 18
 Accessible: 18
 Ground: 7
 Types: 6
 ASTM Fall Height: 8' (2.5m)
 Play Palette: Custom
 Requires berm, not included

Accord
#PS17001 \$151,293
 ASTM Use Zone:
 94' x 65' (28.7m x 19.9m)
 Child Capacity: 165-170
 Ages: 5 to 12
 ADA:
 Elevated: 24
 Accessible: 20
 Ground: 11
 Types: 7
 ASTM Fall Height: 8' (2.5m)
 Play Palette: Custom
 Requires berm, not included



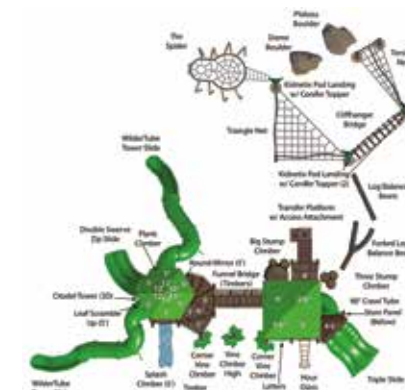
Appleton
#PS19010 \$126,464
 ASTM Use Zone:
 71' x 68' (21.7m x 20.1m)
 Child Capacity: 120-125
 Ages: 5 to 12
 ADA:
 Elevated: 19
 Accessible: 14
 Ground: 11
 Types: 7
 ASTM Fall Height: 8' (2.5m)
 Play Palette: Jellybean

Kensington
#PS19016 \$176,628
 ASTM Use Zone:
 72' x 54' (21.9m x 16.5m)
 Child Capacity: 140-145
 Ages: 5 to 12
 ADA:
 Elevated: 19
 Accessible: 18
 Ground: 6
 Types: 3
 ASTM Fall Height: 8' (2.5m)
 Play Palette: Custom



Heritage
#PS19003 \$133,681
 ASTM Use Zone:
 52' x 51' (15.9m x 15.5m)
 Child Capacity: 115-120
 Ages: 5 to 12
 ADA:
 Elevated: 17
 Accessible: 12
 ASTM Fall Height: 6' (1.9m)
 Play Palette: Deep Space

Timber Tower
#PS17013 \$189,511
 ASTM Use Zone:
 79' x 69' (24.1m x 21m)
 Child Capacity: 120-125
 Ages: 5 to 12
 ADA:
 Elevated: 13
 Accessible: 11
 Ground: 12
 Types: 4
 ASTM Fall Height: 8' (2.7m)
 Play Palette: Malibu




Maximum play value

PrimeTime play systems feature a 36" deck and take up less space than other play systems. The smaller footprint reduces the overall cost of the play structure and creates compact designs where space is limited.

Wrinkle Wall Climber p101

Wiggle Climber p101





Firefly
#PT18024 \$14,502

ASTM Use Zone:
23' x 25' (7m x 7.6m)
Child Capacity: 15-20
Ages: 2 to 5
ADA:
Elevated: 5
Accessible: 5
Ground: 2
Types: 2
ASTM Fall Height: 4' (1.2m)
Play Palette: Custom

Mossy Hollow
#PT18023 \$29,966

ASTM Use Zone:
25' x 37' (7.6m x 11.3m)
Child Capacity: 45-50
Ages: 5 to 12
ADA:
Elevated: 10
Accessible: 10
Ground: 4
Types: 3
ASTM Fall Height: 5' (1.6m)
Play Palette: Emerald

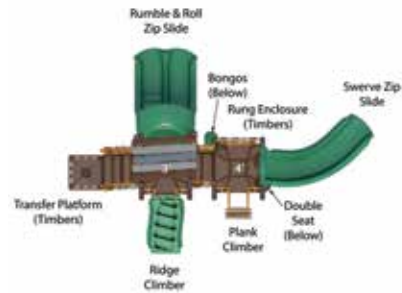
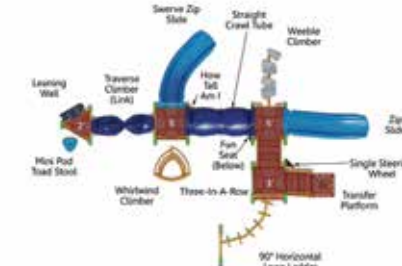


Lake Geneva
#PT19009 \$15,839

ASTM Use Zone:
27' x 25' (8.2m x 7.6m)
Child Capacity: 50-55
Ages: 2 to 5
ADA:
Elevated: 5
Accessible: 5
Ground: 2
Types: 2
ASTM Fall Height: 4' (1.2m)
Play Palette: Deep Space

Beacon's Bay
#PT18006 \$31,175

ASTM Use Zone:
41' x 34' (12.5m x 14m)
Child Capacity: 40-45
Ages: 5 to 12
ADA:
Elevated: 10
Accessible: 10
Ground: 3
Types: 3
ASTM Fall Height: 8' (2.5m)
Play Palette: Custom

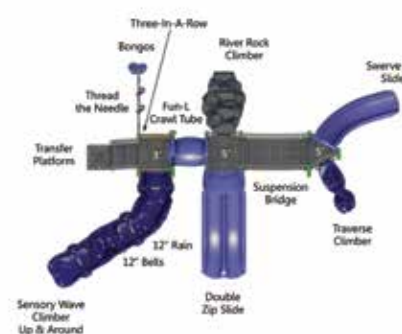


Adirondack Trail
#PT17008 \$18,502

ASTM Use Zone:
31' x 25' (9.5m x 7.7m)
Child Capacity: 20-25
Ages: 2 to 5 or 5 to 12
ADA:
Elevated: 4
Accessible: 4
Ground: 1
Types: 1
ASTM Fall Height: 4' (1.2m)
Play Palette: Rainforest

Huckleberry Hill
#PT18009 \$32,495

ASTM Use Zone:
44' x 33' (13.4m x 10.1m)
Child Capacity: 30-35
Ages: 5 to 12
ADA:
Elevated: 7
Accessible: 5
Ground: 3
Types: 3
ASTM Fall Height: 5' (1.6m)
Play Palette: Custom

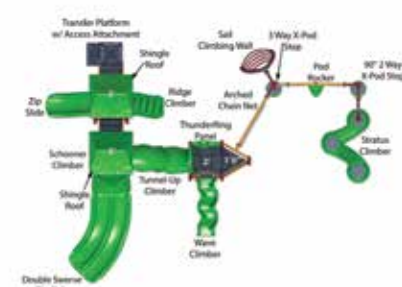


Surf's Up
#PT18031 \$28,492

ASTM Use Zone:
31' x 29' (9.4m x 8.8m)
Child Capacity: 35-40
Ages: 5 to 12
ADA:
Elevated: 7
Accessible: 4
Ground: 3
Types: 3
ASTM Fall Height: 8' (2.5m)
Play Palette: Rainforest

Siberian
#PT17015 \$33,826

ASTM Use Zone:
35' x 44' (10.1m x 13.5m)
Child Capacity: 40-45
Ages: 2 to 5
ADA:
Elevated: 8
Accessible: 8
Ground: 4
Types: 3
ASTM Fall Height: 5' (1.6m)
Play Palette: Custom



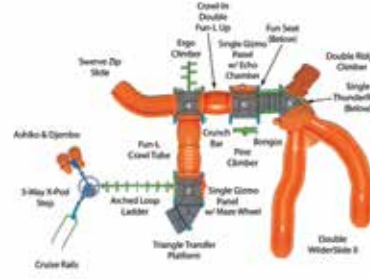
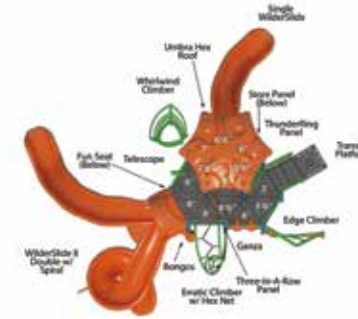


Wandering Melody
#PT20012 \$35,145

ASTM Use Zone:
 33' x 36' (10m x 11m)
 Child Capacity: 35-40
 Ages: 5 to 12
 ADA:
 Elevated: 8
 Accessible: 4
 Ground: 6
 Types: 3
 ASTM Fall Height: 8' (2.5m)
 Play Palette: Wisteria

Alchemy
#PT18018 \$41,219

ASTM Use Zone:
 37' x 38' (11.3m x 11.6m)
 Child Capacity: 45-50
 Ages: 5 to 12
 ADA:
 Elevated: 9
 Accessible: 9
 Ground: 4
 Types: 4
 ASTM Fall Height: 8' (2.5m)
 Play Palette: Shine

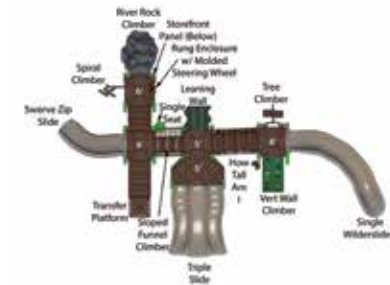


Ridgeside
#PT16001 \$36,663

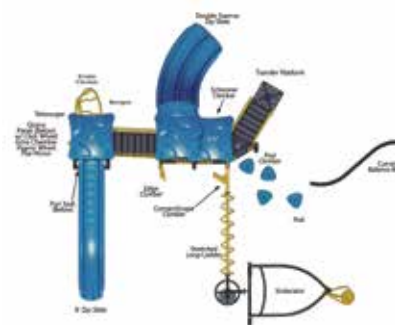
ASTM Use Zone:
 47' x 35' (14.3m x 10.7m)
 Child Capacity: 40-45
 Ages: 5 to 12
 ADA:
 Elevated: 10
 Accessible: 10
 Ground: 6
 Types: 5
 ASTM Fall Height: 8' (2.5m)
 Play Palette: Shine

Timber Ridge
#PT17020 \$41,665

ASTM Use Zone:
 36' x 46' (11.0m x 14.0m)
 Child Capacity: 50-55
 Ages: 5 to 12
 ADA:
 Elevated: 10
 Accessible: 10
 Ground: 3
 Types: 3
 ASTM Fall Height: 8' (2.5m)
 Play Palette: Bayou



Add swings to meet National Demonstration Site requirements.

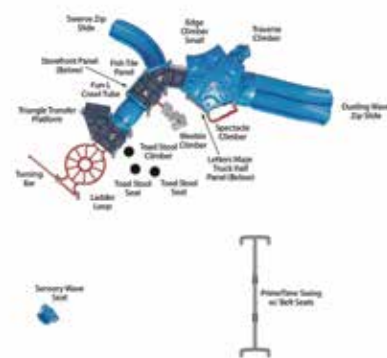


X Factor
#PT18324 \$39,551

ASTM Use Zone:
 40' x 62' (12.2m x 18.9m)
 Child Capacity: 45-50
 Ages: 5 to 12
 ADA:
 Elevated: 8
 Accessible: 8
 Ground: 7
 Types: 6
 ASTM Fall Height: 8' (2.5m)
 Play Palette: Deep Space

Meandering Melody
#PT20006 \$42,864

ASTM Use Zone:
 33' x 36' (10m x 11m)
 Child Capacity: 50-55
 Ages: 5 to 12
 ADA:
 Elevated: 8
 Accessible: 8
 Ground: 6
 Types: 3
 ASTM Fall Height: 8' (2.5m)
 Play Palette: Jovial

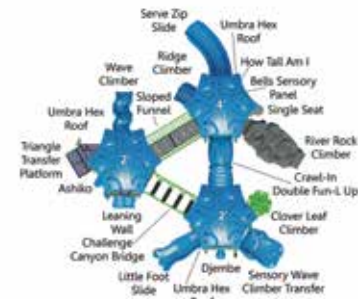


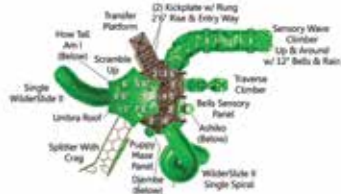
San Juan
#PT19000 \$40,660

ASTM Use Zone:
 50' x 47' (15.2m x 14.3m)
 Child Capacity: 45-50
 Ages: 5 to 12
 ADA:
 Elevated: 10
 Accessible: 10
 Ground: 8
 Types: 6
 ASTM Fall Height: 6' (1.9m)
 Play Palette: Custom

Vortex
#PT20011 \$45,794

ASTM Use Zone:
 38' x 37' (11.5m x 11.2m)
 Child Capacity: 50-55
 Ages: 2 to 5
 ADA:
 Elevated: 14
 Accessible: 14
 Ground: 5
 Types: 3
 ASTM Fall Height: 4' (1.3m)
 Play Palette: Atlantic



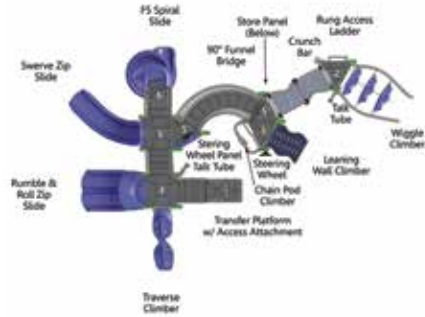


JigJag
#PT20004 \$45,871

ASTM Use Zone:
40' x 33' (12.2m x 10m)
Child Capacity: 45-50
Ages: 5 to 12
ADA:
Elevated: 9
Accessible: 9
Ground: 6
Types: 3
ASTM Fall Height: 8' (2.5m)
Play Palette: Malibu

Hoppy Hollow
#PT20003 \$49,171

ASTM Use Zone:
35' x 41' (10.7m x 12.5m)
Child Capacity: 45-50
Ages: 5 to 12
ADA:
Elevated: 12
Accessible: 10
Ground: 5
Types: 4
ASTM Fall Height: 8' (2.5m)
Play Palette: Rainforest


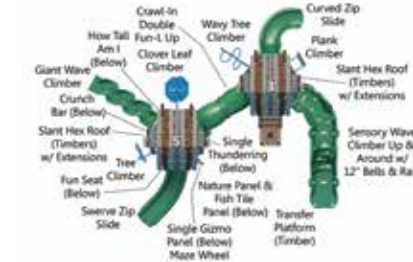


West Bend
#PT19010 \$46,540

ASTM Use Zone:
45' x 33' (13.7m x 10.1m)
Child Capacity: 50-55
Ages: 5 to 12
ADA:
Elevated: 10
Accessible: 8
Ground: 3
Types: 3
ASTM Fall Height: 6' (1.9m)
Play Palette: Wisteria

Timber Daze
#PT20002 \$50,802

ASTM Use Zone:
35' x 37' (10.6m x 11.3m)
Child Capacity: 35-40
Ages: 2 to 5
ADA:
Elevated: 10
Accessible: 10
Ground: 4
Types: 3
ASTM Fall Height: 5' (1.6m)
Play Palette: Custom

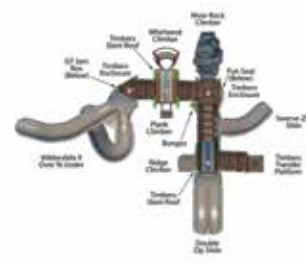
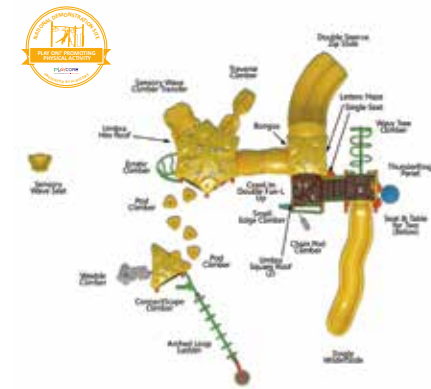


Revolution
#PT19004 \$47,024

ASTM Use Zone:
47' x 44' (14.3m x 13.4m)
Child Capacity: 50-55
Ages: 5 to 12
ADA:
Elevated: 11
Accessible: 11
Ground: 11
Types: 5
ASTM Fall Height: 8' (2.5m)
Play Palette: Emerald

Stephen's Point
#PT19011 \$50,979

ASTM Use Zone:
69' x 50' (21m x 15.2m)
Child Capacity: 65-70
Ages: 5 to 12
ADA:
Elevated: 16
Accessible: 13
Ground: 6
Types: 5
ASTM Fall Height: 8' (2.5m)
Play Palette: Custom

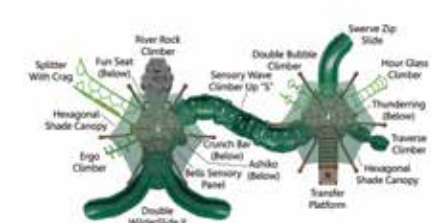


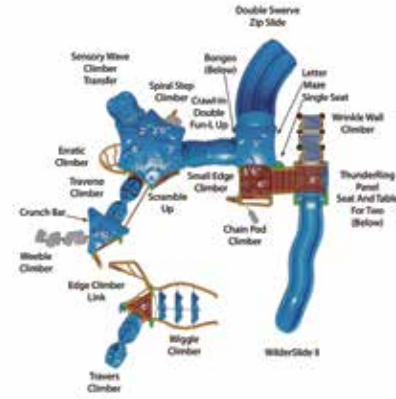
Keaton Forest
#PT16025 \$48,909

ASTM Use Zone:
39' x 47' (11.9m x 14.3m)
Child Capacity: 40-45
Ages: 5 to 12
ADA:
Elevated: 8
Accessible: 8
Ground: 4
Types: 3
ASTM Fall Height: 8' (2.5m)
Play Palette: Custom

Rainforest
#PT20008 \$56,859

ASTM Use Zone:
34' x 49' (14.3m x 10.7m)
Child Capacity: 40-45
Ages: 5 to 12
ADA:
Elevated: 10
Accessible: 10
Ground: 4
Types: 3
ASTM Fall Height: 6' (1.9m)
Play Palette: Jungle



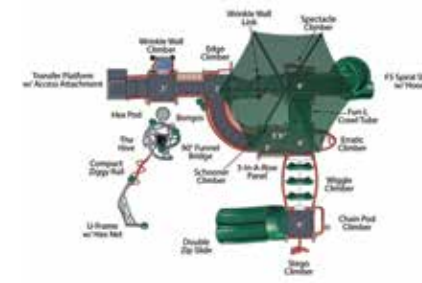


Oak Creek
#PT19012 **\$63,061**

ASTM Use Zone:
 41' x 44' (12.5m x 13.4m)
 Child Capacity: 60-65
 Ages: 5 to 12
 ADA:
 Elevated: 18
 Accessible: 13
 Ground: 6
 Types: 4
 ASTM Fall Height: 8' (2.5m)
 Play Palette: Custom

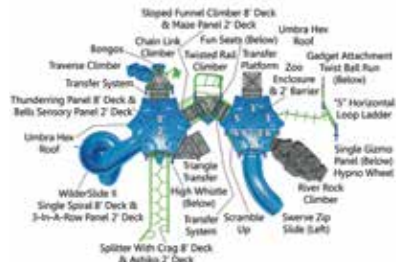
Victory
#PT19002 **\$70,097**

ASTM Use Zone:
 42' x 34' (12.8m x 10.4m)
 Child Capacity: 70-75
 Ages: 5 to 12
 ADA:
 Elevated: 14
 Accessible: 11
 Ground: 5
 Types: 3
 ASTM Fall Height: 6' (1.9m)
 Play Palette: Custom



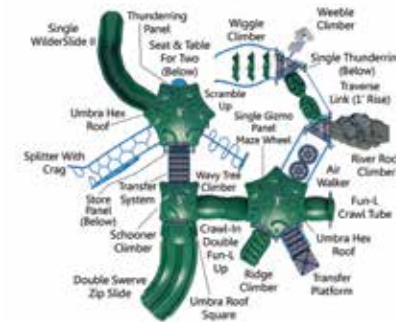
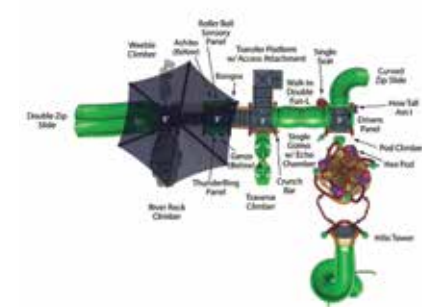
Double Decker
#PT20001 **\$63,467**

ASTM Use Zone:
 33' x 43' (10m x 13.1m)
 Child Capacity: 35-40
 Ages: 5 to 12
 ADA:
 Elevated: 18
 Accessible: 18
 Ground: 6
 Types: 3
 ASTM Fall Height: 8' (2.5m)
 Play Palette: Custom



Shadowfax
#PT18008 **\$70,755**

ASTM Use Zone:
 48' x 48' (14.6m x 14.6m)
 Child Capacity: 55-60
 Ages: 5 to 12
 ADA:
 Elevated: 10
 Accessible: 10
 Ground: 8
 Types: 7
 ASTM Fall Height: 8' (2.5m)
 Play Palette: Jovial

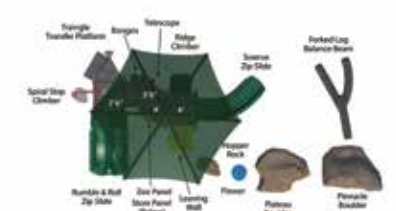
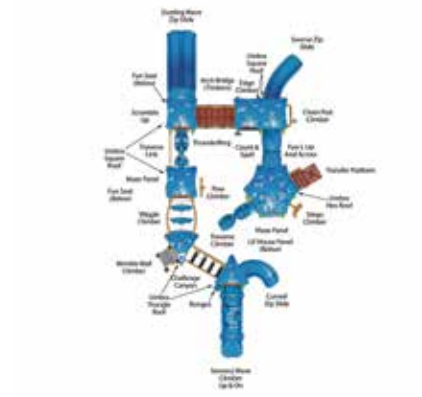


Maple Creek
#PT20005 **\$66,593**

ASTM Use Zone:
 47' x 46' (14.4m x 14m)
 Child Capacity: 50-55
 Ages: 5 to 12
 ADA:
 Elevated: 16
 Accessible: 11
 Ground: 5
 Types: 4
 ASTM Fall Height: 8' (2.5m)
 Play Palette: Custom

Wills Valley
#PT18005 **\$72,420**

ASTM Use Zone:
 56' x 33' (17.1m x 10.1m)
 Child Capacity: 75-80
 Ages: 5 to 12
 ADA:
 Elevated: 19
 Accessible: 12
 Ground: 4
 Types: 4
 ASTM Fall Height: 6' (1.9m)
 Play Palette: Custom

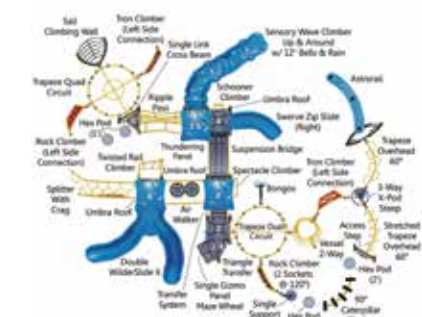


Marshlands
#PT19001 **\$68,432**

ASTM Use Zone:
 43' x 27' (13.1m x 8.2m)
 Child Capacity: 35-40
 Ages: 5 to 12
 ADA:
 Elevated: 7
 Accessible: 7
 Ground: 7
 Types: 3
 ASTM Fall Height: 5' (1.6m)
 Play Palette: Custom

Adventure Alley
#PT20000 **\$98,105**

ASTM Use Zone:
 49' x 55' (14.9m x 16.8m)
 Child Capacity: 85-90
 Ages: 5 to 12
 ADA:
 Elevated: 14
 Accessible: 10
 Ground: 21
 Types: 5
 ASTM Fall Height: 8' (2.5m)
 Play Palette: Deep Space



Keep children moving

Xscape is designed to keep children active for longer periods of time with exciting and challenging climbing activities. Combine with PowerScape or PrimeTime play systems for a unique visual play experience.

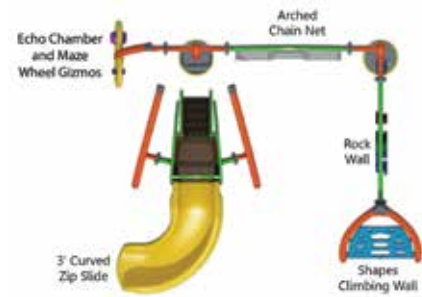
NEW!

Trapezoid Overhead p92

NEW!

Tron Climber p94

XSCAPE

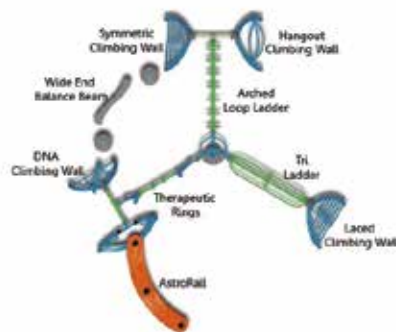
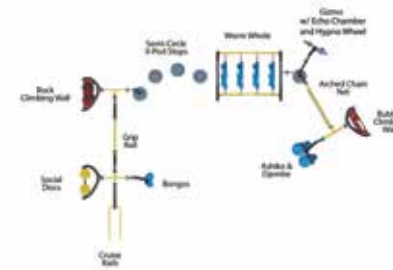


Sherman's Journey
#XS15306 \$15,268

ASTM Use Zone:
24' x 26' (7.3m x 7.9m)
Child Capacity: 15-20
Ages: 2 to 5
ASTM Fall Height: 5' (1.6m)
Play Palette: Custom

Excelsior
#XS15312 \$28,588

ASTM Use Zone:
33' x 43' (10.1m x 13.1m)
Child Capacity: 25-30
Ages: 2 to 5
ASTM Fall Height: 5' (1.6m)
Play Palette: Deep Space

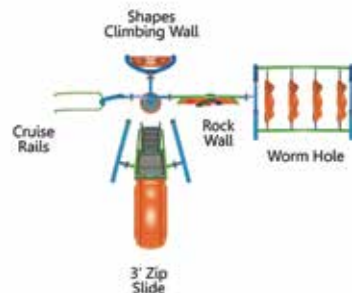
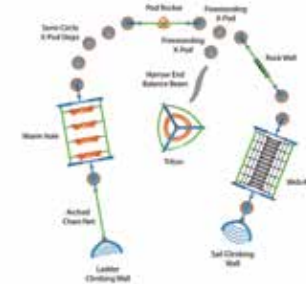


Link's Quest
#XS15300 \$17,184

ASTM Use Zone:
38' x 35' (11.6m x 10.7m)
Child Capacity: 20-25
Ages: 5 to 12
ASTM Fall Height: 8' (2.5m)
Play Palette: Shine

Tyke Track
#XS17201 \$44,551

ASTM Use Zone:
40' x 39' (12.2m x 11.9m)
Child Capacity: 35-40
Ages: 2 to 5
ASTM Fall Height: 5' (1.6m)
Play Palette: Shine

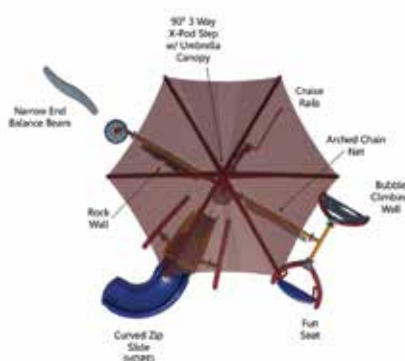


Scott's Adventure
#XS18001 \$21,176

ASTM Use Zone:
26' x 33' (8m x 10.1m)
Child Capacity: 10-15
Ages: 2 to 5
ASTM Fall Height: 5' (1.6m)
Play Palette: Shine

Triple Threat
#XS20015 \$56,785

ASTM Use Zone:
35' x 45' (10.7m x 13.7m)
Child Capacity: 35-40
Ages: 5 to 12
ASTM Fall Height: 8' (2.5m)
Play Palette: Custom

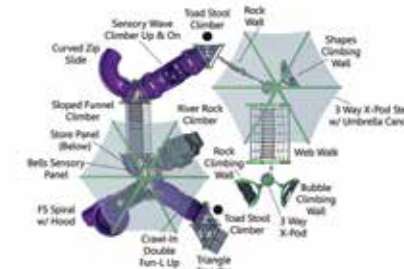


Shaded Nook
#XS15313 \$26,813

ASTM Use Zone:
29' x 34' (8.9m x 10.4m)
Child Capacity: 10-15
Ages: 2 to 5
ASTM Fall Height: 5' (1.6m)
Play Palette: Custom

Running Circles
#XS20010 \$67,179

ASTM Use Zone:
38' x 38' (11.6m x 11.6m)
Child Capacity: 40-45
Ages: 2 to 5
ASTM Fall Height: 6' (1.9m)
Play Palette: Custom



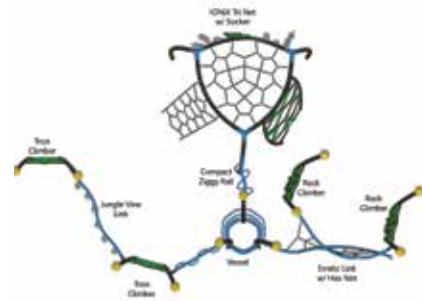
Playful art

The modern artistic design of IONiX, combined with ShadowPlay® panels and roofs give your park or playground an artistic look and an exciting place to play. Combine with PowerScape and PrimeTime play systems to create a fresh visual style.

ShadowPlay® p173

TriNet Medium p164



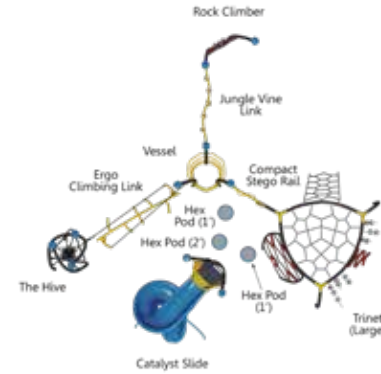
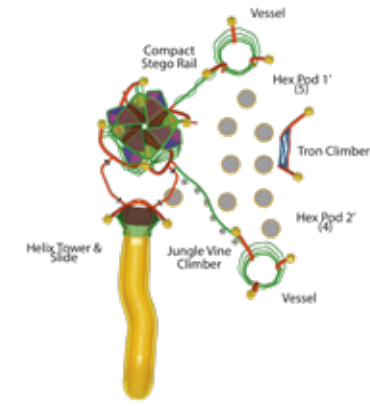


Jupiter
#IX16219 \$43,814

ASTM Use Zone:
35' x 47' (10.7m x 14.3m)
Child Capacity: 25-30
Ages: 5 to 12
ASTM Fall Height: 8' (2.5m)
Play Palette: Custom

Aurora
#IX16005 \$57,160

ASTM Use Zone:
47' x 35' (14.3m x 10.7m)
Child Capacity: 25-30
Ages: 5 to 12
ASTM Fall Height: 8' (2.5m)
Play Palette: Papaya

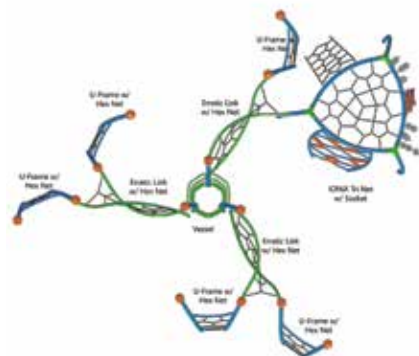
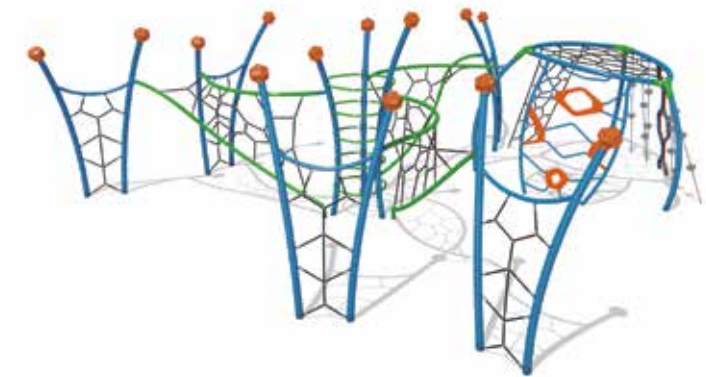
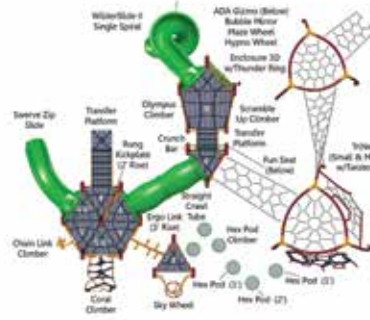


Cosmic
#IX18001 \$51,977

ASTM Use Zone:
33' x 36' (10.1m x 11m)
Child Capacity: 10-15
Ages: 5 to 12
ASTM Fall Height: 8' (2.5m)
Play Palette: Deep Space

Curvy Catacomb
#IX20001 \$59,213

ASTM Use Zone:
50' x 43' (15.3m x 13.1m)
Child Capacity: 50-55
Ages: 5 to 12
ASTM Fall Height: 8' (2.5m)
Play Palette: Custom

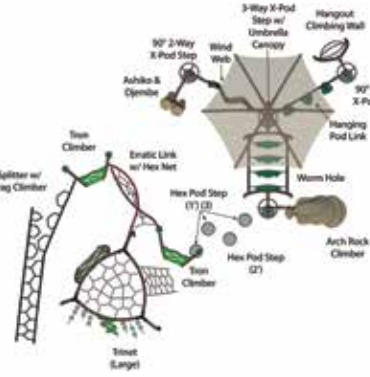


Saturn
#IX16218 \$55,864

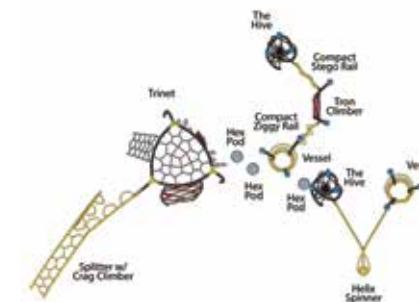
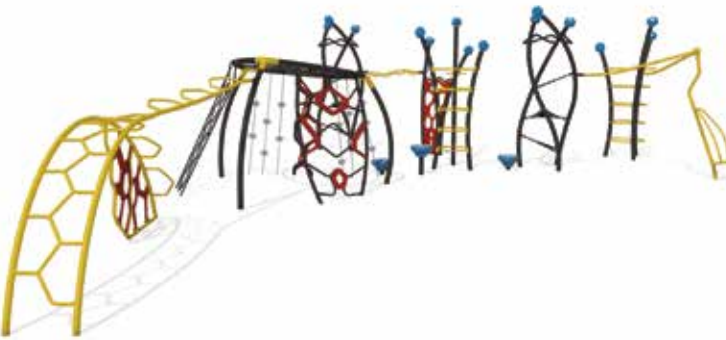
ASTM Use Zone:
42' x 47' (12.8m x 14.3m)
Child Capacity: 25-30
Ages: 5 to 12
ASTM Fall Height: 8' (2.5m)
Play Palette: Shine

Europa
#IX17003 \$75,608

ASTM Use Zone:
52' x 48' (15.9m x 14.6m)
Child Capacity: 35-40
Ages: 5 to 12
ASTM Fall Height: 8' (2.5m)
Play Palette: Custom



Add swings to meet National Demonstration Site requirements.

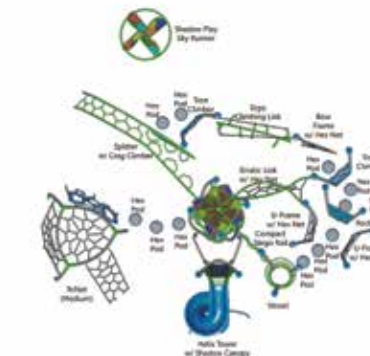


Celestial
#IX16001 \$56,597

ASTM Use Zone:
46' x 64' (14m x 19.5m)
Child Capacity: 30-35
Ages: 5 to 12
ASTM Fall Height: 8' (2.5m)
Play Palette: Custom

Skyward
#IX16003 \$89,837

ASTM Use Zone:
53' x 58' (16.1m x 17.7m)
Child Capacity: 40-45
Ages: 5 to 12
ASTM Fall Height: 8' (2.5m)
Play Palette: Atlantic





Your playground, your way

Choose from our vast library of play system components to create the perfect playground for your community.



NEW!

Splitter p100

An exciting and challenging new climber for PowerScape and PrimeTime play systems.



NEW!

Air Walker p113

Inspired by the Modern City Floating Discs, Air Walker is a fun new way to link sections of your play system.

COMPONENTS



Tri Ladder
Compatibility: Xscape 5 to 12



Trapezoid Overhead
Compatibility: Xscape 5 to 12
Availability: 60 degree or 90 degree



Stretched Trapezoid Overhead
Compatibility: Xscape 5 to 12
Availability: 60 degree or 90 degree



Trapeze Rings
Compatibility: Xscape 5 to 12



Arched Trapeze Rings
Compatibility: Xscape 5 to 12



Inverted Trapeze Rings
Compatibility: Xscape 5 to 12



Stretched Loop Ladder
Compatibility: Xscape 5 to 12



Arched Loop Ladder
Compatibility: Xscape 5 to 12



Inverted Loop Ladder
Compatibility: Xscape 5 to 12



AstroRail® Climber
Compatibility: Xscape 5 to 12



Triton®
Compatibility: Xscape 2 to 5 or 5 to 12



Heliocentrix®
Compatibility: Xscape 5 to 12



Web Walk
Compatibility: Xscape 2 to 5 or 5 to 12



Wormhole
Compatibility: Xscape 2 to 5 or 5 to 12



X-Pod Steps
Compatibility: Xscape 2 to 5 or 5 to 12

⚠ WARNING: Installation over a hard surface such as concrete, asphalt, or packed earth may result in serious injury from falls.



Therapeutic Rings
Compatibility: Xscape 2 to 5 or 5 to 12



Grip Rail
Compatibility: Xscape 2 to 5 or 5 to 12



RockScape® Arch Climber
Compatibility: Xscape 5 to 12



Single Sky Wheel
Compatibility: Xscape 5 to 12



Twister
Compatibility: Xscape 5 to 12



Arched Chain Net
Compatibility: Xscape 5 to 12



Wind Web
Compatibility: Xscape 5 to 12



ConnectScape® Climber
Compatibility: Xscape 5 to 12



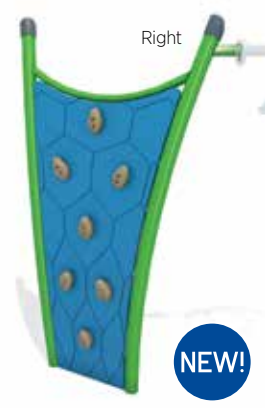
Stratus Climber
Compatibility: Xscape 2 to 5



Suspended Pod
Compatibility: Xscape 5 to 12



Tron Climber
Compatibility: Xscape 5 to 12
Availability: Left, Right, 90 degrees



Rock Climber
Compatibility: Xscape 5 to 12
Availability: Left, Right, 2-Way



U-Frame with Hex Net
Compatibility: Xscape 5 to 12
Availability: Left, Right, 2-Way



Vessel
Compatibility: Xscape 5 to 12
Availability: 1-Way, 2-Way, 3-Way



Xscape® Connector
Compatibility: Xscape 5 to 12
Use the Xscape Connector with any Xscape overheads to build off any Powerscape or PrimeTime system.





Shapes Climbing Wall
Compatibility: Xscape 2 to 5



ABC Wall
Compatibility: Xscape 2 to 5




Rock Climbing Wall
Compatibility: Xscape 2 to 5 or 5 to 12




Bubble Climbing Wall
Compatibility: Xscape 2 to 5 or 5 to 12



Symmetric Climbing Wall
Compatibility: Xscape 5 to 12



Hangout Climbing Wall
Compatibility: Xscape 5 to 12



Oval Climbing Wall
Compatibility: Xscape 5 to 12



Sail Climbing Wall
Compatibility: Xscape 2 to 5 or 5 to 12



Ladder Climbing Wall
Compatibility: Xscape 2 to 5 or 5 to 12



DNA Climbing Wall
Compatibility: Xscape 5 to 12



Laced Climbing Wall
Compatibility: Xscape 5 to 12



Fun Seat
Compatibility: Xscape 2 to 5 or 5 to 12



Social Disks
Compatibility: Xscape 2 to 5 or 5 to 12



Cruise Rails
Compatibility: Xscape 2 to 5 or 5 to 12



Ashiko & Djembe
Compatibility: Xscape 2 to 5 or 5 to 12



Bongos
Compatibility: Xscape 2 to 5 or 5 to 12





Log Roll
Compatibility: PowerScape, PrimeTime



Xcelerator®
Compatibility: PowerScape, PrimeTime, Xscape



Track Ride
Compatibility: PowerScape, PrimeTime
Availability: 12' or 16' lengths



Sky Wheel®
Compatibility: PowerScape, PrimeTime
Each wheel spins 360-degrees as children traverse the length of the activity. PrimeTime version features two Sky Wheels.



Sensory Rock N Raft®
Compatibility: PowerScape
Choose GT Sensors™ to create a unique sensory experience for your playground. See p119 for sensor options.



Inclusive Benefit

Rock N Raft is a multi-user rocking activity that offers movement and a dynamic social experience in which individuals using wheelchairs do not have to transfer out of their mobility device to rock with friends, family or caregivers.



Rock N Raft®
Compatibility: PowerScape
Customize with themed panels.



Arch Climber

Compatibility: PowerScape, PrimeTime
Availability: 3', 4' and 5' decks



Hourglass Climber

Compatibility: PowerScape, PrimeTime
Availability: 3'6" to 5' decks



Trunk Climber

Compatibility: PowerScape
Availability: 5' to 8' decks



Splitter

Compatibility: PowerScape, PrimeTime
Availability: 6', 7' and 8' decks



Olympus Climber

Compatibility: PowerScape, PrimeTime
Availability: 3' to 4', 5' to 6', 7' to 8' decks



Olympus Climber - Offset

Compatibility: PowerScape, PrimeTime
Availability: 3' to 6' decks



Wrinkle Wall Climber

Compatibility: PrimeTime
Availability: 3', 6' and 8' decks



Double Climber

Compatibility: PowerScape
Availability: 5' to 6' decks



Wavy Tree Climber

Compatibility: PowerScape, PrimeTime
Availability: 2'6" to 8' decks



Twister Climber

Compatibility: PowerScape, PrimeTime
Availability: 3' to 6' decks



Loop Ladder Climber

Compatibility: PowerScape, PrimeTime
Availability: 3', 3'6", 4' 5', and 6' decks



Leaning Wall Climber

Compatibility: PowerScape, PrimeTime
Availability: Up to 6' decks



Coral Climber

Compatibility: PowerScape
Availability: 3'6" to 7'6" decks



Edge Climber

Compatibility: PrimeTime
Availability: 4' and 6' decks



Edge Climber Small

Compatibility: PrimeTime
Availability: 2' to 6' decks



Erratic Climber

Compatibility: PowerScape, PrimeTime
Availability: 4' to 8' decks



Spectacle Climber

Compatibility: PrimeTime
Availability: 4' to 6' decks



Twisted Rail Climber

Compatibility: PowerScape, PrimeTime
Availability: 4' to 7' decks



Cosmix Climber

Compatibility: PowerScape, PrimeTime
Availability: 2' to 5' decks



Traverse Climber

Compatibility: PrimeTime
Availability: 2' to 6' decks



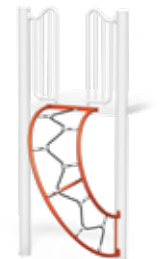
Wiggle Climber

Compatibility: PrimeTime
Availability: 3' and 4' decks



Vertical Wiggle Climber

Compatibility: PowerScape
Availability: 4' to 8' decks



Erratic Climber with Hex Net

Compatibility: PowerScape, PrimeTime
Availability:
PowerScape: 4' to 5' decks
PrimeTime: 5'6" to 6'6" decks



Mini Pod

Compatibility: PowerScape, PrimeTime
Availability: 3' to 4' decks



Toad Stools

Compatibility: PowerScape, PrimeTime
Availability: 1' to 2' decks



Ridge Climber

Compatibility: PowerScape, PrimeTime
Availability: Single or Double (shown)



Ergo Climber

Compatibility: PowerScape, PrimeTime
Availability: 4' to 6' decks



Weeble Climber

Compatibility: PrimeTime
Availability: 3'6" to 6' decks



Web Tail Climber

Compatibility: PowerScape
Availability: 3' to 5' decks



Bubble Climber
Compatibility: PowerScape, PrimeTime
Availability: 4' to 6' decks



Double Bubble Climber
Compatibility: PowerScape, PrimeTime
Availability: 4' to 6' decks



Zipper Climber
Compatibility: PowerScape, PrimeTime
Availability: 3' to 6' decks



Tree Climber
Compatibility: PowerScape, PrimeTime
Availability: 3' to 8' decks



Whirlwind Climber
Compatibility: PowerScape, PrimeTime
Availability: 3'6" to 8' decks



Clover Leaf Climber
Compatibility: PowerScape, PrimeTime
Availability: 2' to 5'6" decks



Spiral Climber
Compatibility: PowerScape, PrimeTime
Availability: 4' to 8' decks



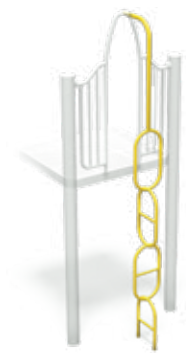
Corkscrew Climber
Compatibility: PowerScape, PrimeTime
Availability: 2' to 6' decks



DNA Climber
Compatibility: PowerScape, PrimeTime
Availability: 3', 4', 5', 6', 7' and 8' decks



Crazy Eight Climber
Compatibility: PowerScape, PrimeTime
Availability: 3' to 8' decks



Chain Link Climber
Compatibility: PowerScape, PrimeTime
Availability: 3' to 8' decks



Scramble Up
Compatibility: PowerScape, PrimeTime
Availability: 3' to 8' decks



Leaf Scramble Up
Compatibility: PowerScape
Availability: 3' to 8' decks



Timber Plank Climber
Compatibility: PowerScape, PrimeTime
Availability: 3', 4', 5', 6', 7' and 8' decks



Conifer Climbers
Compatibility: PowerScape, PrimeTime
Availability: 4' and 5' decks



Stego Climber
Compatibility: PowerScape, PrimeTime
Availability: 4' to 8' decks



Climbing Wall
Compatibility: PowerScape



Schooner Climber
Compatibility: PowerScape, PrimeTime
Availability: 2' to 8' decks



Chain Pod Climber
Compatibility: PrimeTime
Availability: 4' to 6' decks



Pine Climber
Compatibility: PowerScape, PrimeTime
Availability: 3' to 8' decks



Sprout Climber
Compatibility: PowerScape, PrimeTime
Availability: 3' to 6' decks



Climbing Pole
Compatibility: PowerScape, PrimeTime
Availability: 3' to 6' decks



Lily Pad Spiral
Compatibility: PowerScape
Availability: 2' to 6' decks



Spiral Step Climber
Compatibility: PowerScape
Availability: 2' to 6' decks



Corner Vine Climber
Compatibility: PowerScape
Availability: 4' to 6' decks



Vine Climber
Compatibility: PowerScape
Availability: 3' to 6' decks



RockScape Climbers
Compatibility: PowerScape, PrimeTime



TuffCrete products are sculpted from glass fiber reinforced concrete.
PolyShield products are crafted from durable, lightweight textured polymer.



Big Stump Climber
Compatibility: PowerScape
Availability: 6' attachment or 4' to 6' corner link
TuffCrete



River Rock Climber
Compatibility: PowerScape, PrimeTime
Availability: 3'6" to 6' deck heights

Volcano Climbers
Compatibility: PowerScape, PrimeTime
Availability: 8' climber for 6' deck

Splash Climber
Compatibility: PowerScape
Availability: 3' to 7' decks
HDPE

Butterfly Climber
Compatibility: PowerScape
Availability: 3' to 5' decks
HPL graphics and steel



Frog
Compatibility: PowerScape, PrimeTime
Availability: 4' deck
PolyShield

Turtle
Compatibility: PowerScape, PrimeTime
Availability: 2' deck
PolyShield

Whale Head
Compatibility: PowerScape, PrimeTime
Availability: 5' deck
PolyShield

Whale Tail
Compatibility: Freestanding
ASTM Use Zone:
19'3" x 17'3" (5.9m x 5.3m)
ASTM Fall Height: 4' (1.3m)
PolyShield



Rocks with Stump
Compatibility: PowerScape
Availability: 2' to 3' decks
TuffCrete

Rocks Climber
Compatibility: PowerScape
Availability: 2' to 3' decks
TuffCrete

Notched Log Climber
Compatibility: PowerScape
Availability: 4' to 5' decks
TuffCrete

Three Stump Climber
Compatibility: PowerScape
Availability: 3' to 4' decks
TuffCrete



Butterfly
Compatibility: PowerScape, PrimeTime
Availability: 2' deck
PolyShield

Inchworm
Compatibility: Freestanding
ASTM Use Zone: 18'2" x 14' (5.6m x 4.3m)
ASTM Fall Height: 4' (1.3m)
PolyShield

Ladybug
Compatibility: Freestanding
ASTM Use Zone: 17'2" x 15' (5.3m x 4.6m)
ASTM Fall Height: 4' (1.3m)
PolyShield



Upper Body Trainer

Compatibility: PowerScape, PrimeTime



Accessible Overhead

Compatibility: PowerScape

Ground-level, accessible design.



Chinning Bars

Compatibility: PowerScape, PrimeTime



Turning Bar

Compatibility: PowerScape, PrimeTime



Ladder Loop Link

Compatibility: PowerScape, PrimeTime



Ladder Loop

Compatibility: PowerScape, PrimeTime

Shown with optional ladder



Crunch Bar

Compatibility: PowerScape, PrimeTime



Therapeutic Rings

Compatibility: PowerScape, PrimeTime



Swing N' Sway

Compatibility: PowerScape



Overhead Tree Climber

Compatibility: PowerScape, PrimeTime

Shown with optional ladder



Criss Cross Loop Ladder

Compatibility: PowerScape, PrimeTime



Straight Horizontal Ladder

Compatibility: PowerScape, PrimeTime
Shown with optional ladder



Offset Horizontal Ladder

Compatibility: PowerScape, PrimeTime
Shown with optional ladder



"S" Horizontal Ladder

Compatibility: PowerScape, PrimeTime
Availability: "S" and Reverse "S" configurations
Shown with optional ladder



"S" Trapeze Ring

Compatibility: PowerScape
Shown with optional ladder



Double Trapeze Ring

Compatibility: PowerScape
Shown with optional ladder

Brachiating

Overhead climbing, or brachiating, enhances a child's upper body and core strength, supports the development of spatial awareness and is associated with improved fine motor skills.

Roller slides provide a unique sensory experience for people of all abilities.



NEW! **Roller Slide**
Compatibility: PowerScape
Availability: 3' and 5' decks



Curved Zip Slide
Compatibility: PowerScape, PrimeTime
Availability: 2'6" and 3' deck heights



Rumble & Roll Zip Slide
Compatibility: PowerScape, PrimeTime
Availability: 2'6" and 3' deck heights



Triple Slide
Compatibility: PowerScape, PrimeTime
Availability: 4'6" and 5' deck heights



Swerve Zip Slide
Compatibility: PowerScape, PrimeTime
Availability: Right turn 3'6", 4', 4'6", or 5' deck heights. Left turn 3'6" or 4'



Wave Zip Slide
Compatibility: PowerScape, PrimeTime
Availability: 2'6" and 3' deck heights



Double Swerve Zip Slide
Compatibility: PowerScape, PrimeTime
Availability: 4'6" or 5' deck heights



Double Zip Slide
Compatibility: PowerScape, PrimeTime
Availability: 4' or 5' deck heights



Dueling Wave Zip Slide
Compatibility: PowerScape, PrimeTime
Availability: 6' deck height



Double Wave Zip Slide
Compatibility: PowerScape, PrimeTime
Availability: 7' deck height



Zip Slide
Compatibility: PowerScape, PrimeTime
Availability: 4', 5', 6' or 8' deck height



WilderSlide II
 Compatibility: PowerScape, PrimeTime
 Availability: 3' to 8' deck heights



Double WilderSlide II
 Compatibility: PowerScape, PrimeTime
 Availability: 3' to 8' deck heights



Triple WilderSlide II
 Compatibility: PowerScape
 Availability: 3' to 8' deck heights



Straight Tube Slide
 Compatibility: PowerScape, PrimeTime
 Availability:
 PowerScape: 2' to 8' deck heights
 PrimeTime: 2' to 5' deck heights



Quick "L" Tube Slide
 Compatibility: PowerScape
 Availability: 4', 5', 6', and 8' deck heights



Quick "S" Tube Slide
 Compatibility: PowerScape
 Availability: 5' and 6' deck heights



"S" Tube Slide
 Compatibility: PowerScape, PrimeTime
 Availability:
 PowerScape: 4' to 6' deck heights
 PrimeTime: 4' to 5' deck heights




F5[®] Spiral Slide
 Compatibility: PowerScape, PrimeTime
 Availability: 4' to 6' deck heights, also
 available with metal enclosure



WilderSlide II Over and Under
 Compatibility: PowerScape, PrimeTime
 Availability: 8' deck height



WilderSlide II Triple with Spiral
 Compatibility: PowerScape, PrimeTime
 Availability: 8' deck height



Sky-Hi Spiral Tube Slide
 Compatibility: PowerScape
 Availability: 8' deck height



WilderTube "S"
 Compatibility: PowerScape
 Availability: 6' and 8' deck heights



WilderTube Quick "S"
 Compatibility: PowerScape
 Availability: 6' and 8' deck heights



Stainless Steel Straight Chuter Slide
 Compatibility: PowerScape, PrimeTime
 Availability: 3', 4', 5', 6', 7', and 8' deck heights



Stainless Steel Double Chuter Slide
 Compatibility: PowerScape, PrimeTime
 Availability: 3', 4', 5', 6', 7', and 8' deck heights



Stainless Steel Spiral Slide
 Compatibility: PowerScape, PrimeTime
 Availability: 4', 5', and 6' deck heights



WilderTube Straight
 Compatibility: PowerScape
 Availability: 6' and 8' deck heights



WilderTube Quick "L"
 Compatibility: PowerScape
 Availability: 6' and 8' deck heights




WilderTube "L" Slide
 Compatibility: PowerScape
 Availability: 6' and 8' deck heights



NEW!

Around the World Link

Compatibility: PowerScape
Availability: 2-deck span



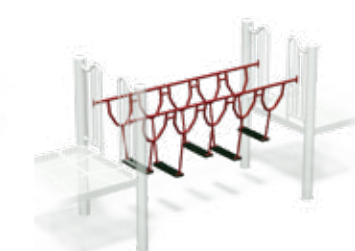
Tree Climber Link

Compatibility: PowerScape, PrimeTime



Straight Fat Pipe Link

Compatibility: PowerScape
Availability: 2 or 3-deck span



Challenge Canyon

Compatibility: PowerScape, PrimeTime
Availability: 2-deck span



Ergo Link

Compatibility: Powerscape, PrimeTime
Availability: 2', 3' or 4' rise



Lightning Climber

Compatibility: PowerScape, PrimeTime



Erratic Link

Compatibility: PrimeTime



NEW!

Ripple Link

Compatibility: PowerScape, PrimeTime
Availability: 2' rise between decks



NEW!

Air Walker Link

Availability:
PowerScape: 4' rise between decks
PrimeTime: 2' rise between decks



⚠ WARNING: Installation over a hard surface such as concrete, asphalt, or packed earth may result in serious injury from falls.

Consult your GameTime representative for component age appropriateness.




Conifer Climber Link
Compatibility: PowerScape



Sprouts Link
Compatibility: PowerScape
Availability: 3' to 6' decks



Vine Climber Link
Compatibility: PowerScape



Dragonfly Link
Compatibility: PowerScape
Availability: Connects two 4' decks



Coral Link
Compatibility: PowerScape



Edge Link
Compatibility: PrimeTime
Availability: Link a 2' to 6' deck to a 4' or 6' deck



Cliff Wall Link
Compatibility: PowerScape



Olympus Link
Compatibility: PowerScape, PrimeTime
Availability: 0', 1' or 2' rise



Incline Cosmix Link
Compatibility: PowerScape, PrimeTime
Availability: Link two decks with a 2' height differential



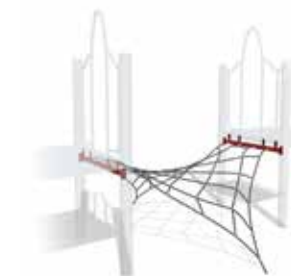
Giant Wave Climber Link
Compatibility: PowerScape, PrimeTime



Traverse Link
Compatibility: PrimeTime
Availability: Link two decks with a 1', 2', or 3' height differential



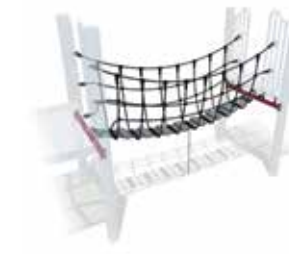
Wiggle Link
Compatibility: PrimeTime
Availability: Link level decks or two decks with a 1' height differential, 4' maximum deck height



Diamond Web Link
Compatibility: PowerScape



Criss Cross Web Link
Compatibility: PowerScape



Rope Span Climber
Compatibility: PowerScape



Net Tunnel
Compatibility: PowerScape

Mix it up

GameTime offers a wide range of climbing links to keep children active and moving through the play system.



Rope Walk
Compatibility: PowerScape



Spider Web
Compatibility: PowerScape




Net Wall
Compatibility: PowerScape
Availability: 2 deck span or 3 deck span (shown)





Funnel Bridges

Compatibility: PowerScape, PrimeTime
 Availability: Single, Double, Curved, Barrier, Guardrail, Timbers, PowerScape 3D



Double (Barrier)



Timbers

PlayPort Bridges

Compatibility: PowerScape



90-Degree (Barrier)



Double PlayPort® Bridges

Compatibility: PowerScape



Timbers



Mini Arch Bridge

Compatibility: PowerScape, PrimeTime
 Availability: Barrier, Guardrail, Timbers, PowerScape 3D



Rock Ridge Bridge

Compatibility: PowerScape



PowerScape 3D

Suspension Bridge

Compatibility: PowerScape, PrimeTime
 Availability: Barrier, Guardrail, Timbers, PowerScape 3D



Sloped Funnel Climber

Compatibility: PowerScape, PrimeTime
 Availability: Barrier, Guardrail, Timbers, PowerScape 3D



Walk-In Double Fun-L Fun-L Crawl Tube Link Fun-L-Up and Across Walk-In Double Fun-L-Over Crawl-In Double Fun-L-Up

PrimeTime Fun-L Up® Crawl Tubes

Compatibility: PrimeTime



Fun-L-Up and Around

PowerScape Fun-L Up® Crawl Tubes

Compatibility: PowerScape



Walk-In Double Fun-L-Over



Fun-L-Up and Across



Crawl In Double Fun-L-Up



Punched Steel Crawl Tube

PowerScape Crawl Tubes

Compatibility: PowerScape



'S' Crawl Tube



Tunnel Up Crawl Tube
(3' elevation change)



Straight Crawl Tube



90 Degree Crawl Tube

PrimeTime Crawl Tubes

Compatibility: PrimeTime



'S' Crawl Tube



Tunnel-Up Climber




Straight Crawl Tube



Sensory Wave Transfer
Compatibility: PowerScape, PrimeTime
Available for 1', 1'6", and 2' decks

Sensory Wave Up & Around
Compatibility: PowerScape, PrimeTime
Available for 3' and 3'6" decks
Shown with Silver Sensor Package



Sensory Wave Double Up & On
Compatibility: PowerScape, PrimeTime
Available for 5' and 5'6" decks
Shown with Gold Sensor Package



Sensory Wave Up & On
Compatibility: PowerScape, PrimeTime
Available for 3' and 3'6" decks
Shown with Bronze Sensor Package

Sensory Wave "S" Link
Compatibility: PowerScape, PrimeTime
Available as a 2' rise between decks
Shown with Bronze Sensor Package

Sensory Wave Up & On Link
Compatibility: PowerScape, PrimeTime
Available as a 2' rise between decks
Shown with Gold Sensor Package



Sensory Wave Double Up & On Link
Compatibility: PowerScape, PrimeTime
Available as a 4' rise between decks
Shown with Silver Sensor Package

Sensory Wave Up & Over Link
Compatibility: PowerScape, PrimeTime
Links decks of the same height up to 5'
Shown with Bronze Sensor Package

Sensory Wave Up & Around Link
Compatibility: PowerScape, PrimeTime
Available as a 2' rise between decks
Shown with Gold Sensor Package

Visual Sensors

| | | | | | |
|------------|-----------|------------|----------|--------------|-------------|
| | | | | | |
| Hypnetic | Hourglass | Twist Ball | Pachinko | Make it Rain | Color Wheel |
| | | | | | |
| Red | Orange | Yellow | Green | Blue | Flat Mirror |
| | | | | | |
| Fun Mirror | | | | | |

Auditory Sensors

| | | | | | |
|-------------|-------|------------|-----------|----------------------------------|-----------------------------------|
| | | | | | |
| Spin Chimes | Bells | Giggle Box | Buzz Game | Piano Adaptive Switch Capable | JamBox Adaptive Switch Capable |

Tactile Sensors

| | | | |
|-------------|---------------|------|------------|
| | | | |
| Roller Ball | Pond Explorer | Maze | 3-in-a-Row |

Adaptive switch capable sensors

Adaptive switch capability provides individuals with limited upper body or fine motor control the ability to activate auditory features.

Switch not included



Sensory Wave Panel with Stained Glass and 20" GT Sensor™

Sensory Wave Panel with Chimes and 12" GT Sensor™

Sensory Wave Panel™
Compatibility: PowerScape
Select 20" or 12" GT Sensors™

"Human-powered" electronics



NO BATTERIES REQUIRED

Our Giggle Box, Buzz Game, Piano and JamBox sensors use Roto-Gen technology to create audible play without the need for batteries. Children turn the handle to power up the interactive game or activity. It enhances fine motor skills and keeps the fun going time after time!



Gadget Panel
Compatibility: PowerScape



Gadget Attachment
Compatibility: PowerScape, PrimeTime, Xscape



Air Lock Cog
Panel, Attachment,
Freestanding



Color Wheel
Panel, Attachment,
Freestanding



Steel Drum
Panel, Attachment,
Freestanding

Gadget Choices



Frog Slide Puzzle
Panel, Attachment,
Freestanding



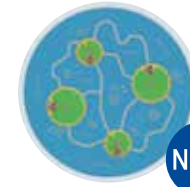
Twist Ball Run
Panel, Attachment,
Freestanding



Letters & Maze
Panel, Attachment,
Freestanding



3 in a Row
Panel, Attachment,
Freestanding



Pond Game
Panel, Attachment,
Freestanding



Buzz Game
Panel, Attachment,
Freestanding

Gizmo Choices



Answer Wheel



Yellow Stained Glass



Maze Wheel



Bubble Mirror



Maze Game



3-in-a-Row



PowerScape Single
Gizmo Panel

Gizmo Panel
Compatibility: PowerScape, PrimeTime



PrimeTime Single
Gizmo Panel



ADA Crow's Nest with Half Panel
Compatibility: PowerScape



Hypno Wheel



PrimeTime Sensor Panels

Compatibility: PrimeTime
Uses 20' GT Sensors™



Counting Panel




Decorative Panel with Steering Wheel



Decorative Panel with Steering Wheel




Nature Panel



Tic-Tac-Toe Panel

Activity Panels

Compatibility: PowerScape, PrimeTime




Decorative Panel with ThunderRing



PowerScape Decorative Panels

Compatibility: PowerScape



Decorative Panel with ThunderRing

PrimeTime Decorative Panels

Compatibility: PrimeTime



Language Panel

Compatibility: PowerScape



Driver's Panel

Compatibility: PowerScape



No Batteries Required

Sounds of Water Panel - Roto Gen

Compatibility: PowerScape



No Batteries Required

Animal Trackers Panel - Roto Gen

Compatibility: PowerScape



NEW!

No Batteries Required
Farm Animal Sounds ADA Auditory Half Panel
Compatibility: PowerScape



NEW!

No Batteries Required
Car Sounds ADA Auditory Half Panel
Compatibility: PowerScape



NEW!

No Batteries Required
Wheels on the Bus Half Panel
Compatibility: PowerScape



Back

3-in-a-Row Panel
Compatibility: PrimeTime
Available only in colors shown.



Back

3-in-a-Row Half Panel
Compatibility: PrimeTime
Available only in colors shown.



NEW!

No Batteries Required
Drums Half Panel
Compatibility: PowerScape



NEW!

No Batteries Required
Keyboard Half Panel
Compatibility: PowerScape




NEW!

No Batteries Required
Lead Guitar Half Panel
Compatibility: PowerScape




Back

Puppy Maze Panel
Compatibility: PrimeTime
Available only in colors shown.




Back

Puppy Maze Half Panel
Compatibility: PrimeTime
Available only in colors shown.



Train Cabin Panel
Compatibility: PowerScape



Maze Time Panel
Compatibility: PowerScape



Anchors Away Panel
Compatibility: PowerScape



Store Panel
Compatibility: PowerScape, PrimeTime



Back

Fish Tile Slide Panel
Compatibility: PrimeTime
Available only in colors shown.



Back

Fish Tile Slide Half Panel
Compatibility: PrimeTime
Available only in colors shown.



Castle Window Themed Panel
Compatibility: PowerScape, PrimeTime



Count and Spell Panel
Compatibility: PrimeTime



Maze Panel
Compatibility: PrimeTime



Lil House Panel
Compatibility: PrimeTime



Back

Truck Panel
Compatibility: PrimeTime below deck only
Available only in colors shown.



Back

Truck Half Panel
Compatibility: PrimeTime
Available only in colors shown.



Panel options

Decorative panels and enclosures make ordinary barriers a playful experience.



Store Front Panel
Compatibility: PowerScape, PrimeTime



Guardrail



Steering Wheel (Barrier)



Telescope (Barrier)

Funnel Enclosures

Compatibility: PowerScape
Availability: Guardrail or Barrier



ThunderRing (Guardrail)
PowerScape only



Steering Wheel
(Timbers)



Telescope
(Barrier)

Funnel Crow's Nests


Compatibility: PowerScape
Availability: Guardrail or Barrier with Steering Wheel, Telescope or ThunderRing

Enclosures


Compatibility: PowerScape, PrimeTime
Availability: Guardrail, Barrier, PowerScape 3D with Steering Wheel, Telescope or ThunderRing



Metal Mirror Panel
Compatibility: PowerScape, PrimeTime



Wavy Mirror Panel
Compatibility: PowerScape, PrimeTime




Contour Seat Panel
Compatibility: PowerScape



Crawl Thru Panel
Compatibility: PowerScape, PrimeTime



Zoo Panel
Compatibility: PowerScape



Bubble Panel
Compatibility: PowerScape, PrimeTime





Calabazo
Compatibility: PowerScape




Bongos
Compatibility: PowerScape, PrimeTime




GTJams is a great way to add ground-level, accessible play activities to your playground. Music is an inherently inclusive activity and children of all abilities love creating a symphony of sound with our GT Jams ensembles.




Two Piece
ADA Hex Deck
(PowerScape Only)



Two Piece
Hex Deck



Wide Triangle Deck
(PowerScape Only)



Triangle Deck



Ashiko & Djembe
Compatibility: PowerScape, PrimeTime




Udus
Compatibility: PowerScape, PrimeTime




Ganza
Compatibility: PowerScape, PrimeTime


Coated Steel Decks
Compatibility: PowerScape, PrimeTime
ADA options available for smoother access with mobility devices.



Square Deck



Stepped Platform



Trapezoid Deck
(PowerScape Only)



Mega Horn
Compatibility: PowerScape, PrimeTime




High Whistle & Train Whistle
Compatibility: PowerScape, PrimeTime



GTJams® Jam Box
Compatibility: PowerScape, PrimeTime



Deck with Internal Climber
Compatibility: PowerScape
Availability: Trapezoid and Square decks



Timber Décor Decks
Compatibility: PowerScape
Availability: Cedar or Redwood



Rung Kickplate
Compatibility: PowerScape
Availability: Fills 16" to 3' rise between wide decks



18" Handhold with Kickplate and Rung
Compatibility: PowerScape, PrimeTime



Music Bench
Bench illustrates notes for "Hot Cross Buns."



12" Handhold
with Kickplate

12" Handhold with Kickplate
Compatibility: PowerScape, PrimeTime



12" Transition
Step

12" Transition Step
Compatibility: PowerScape, PrimeTime



Deck Curb
Compatibility: PowerScape
Curb rises above deck to provide added safety for children using mobility devices.



Access Step for Overheads
Compatibility: PowerScape



Barrier

Wide Ramp

Compatibility: PowerScape
Availability: Barrier, Guardrail



Barrier

Inclined Ramp

Compatibility: PowerScape
Availability: Barrier, Guardrail



Sensory Wave Ramp

Compatibility: PowerScape



Guardrail



Barrier



Timbers



PowerScape 3D

PowerScape Archways

Compatibility: PowerScape



Barrier

Transfer Platform

Compatibility: PowerScape, PrimeTime
Availability: Barrier, Guardrail, Timbers
and PowerScape 3D



Guardrail

Accessible Steps

Compatibility: PowerScape, PrimeTime
Availability: Barrier, Guardrail, Timbers
and PowerScape 3D



Access Ladder

Compatibility: PowerScape, PrimeTime



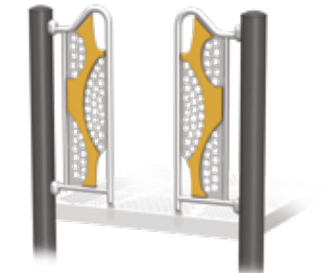
Guardrail



Barrier



Timbers



PowerScape 3D



HDPE Double Entryway

PowerScape Entryways

Compatibility: PowerScape



Accessible Step

Compatibility: PowerScape, PrimeTime
Availability: 1' decks



Triangle Transfer Platform

Compatibility: PowerScape, PrimeTime



Slide Transfer

Compatibility: PowerScape
Availability: Guardrail, Barrier, Timbers,
PowerScape 3D



Guardrail

Transfer Systems

Compatibility: PowerScape, PrimeTime
Availability: Barrier, Guardrail, Timbers
and PowerScape 3D



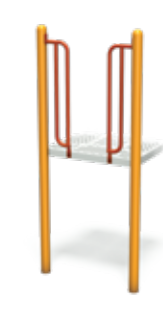
PrimeTime Archway

Compatibility: PrimeTime



PrimeTime Offset Archway

Compatibility: PrimeTime



PrimeTime Entryway

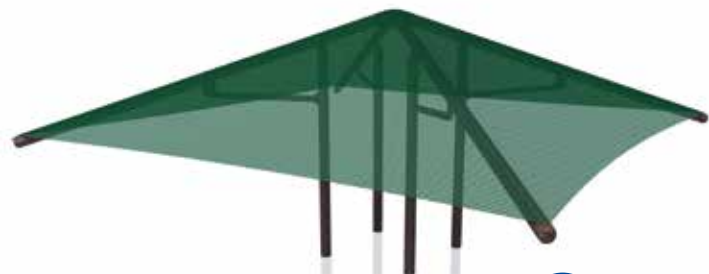
Compatibility: PrimeTime



Umbrella Canopy

Availability:
15' (4.6m): PowerScape, PrimeTime, Xscape, RockScape
12' (3.7m): PrimeTime

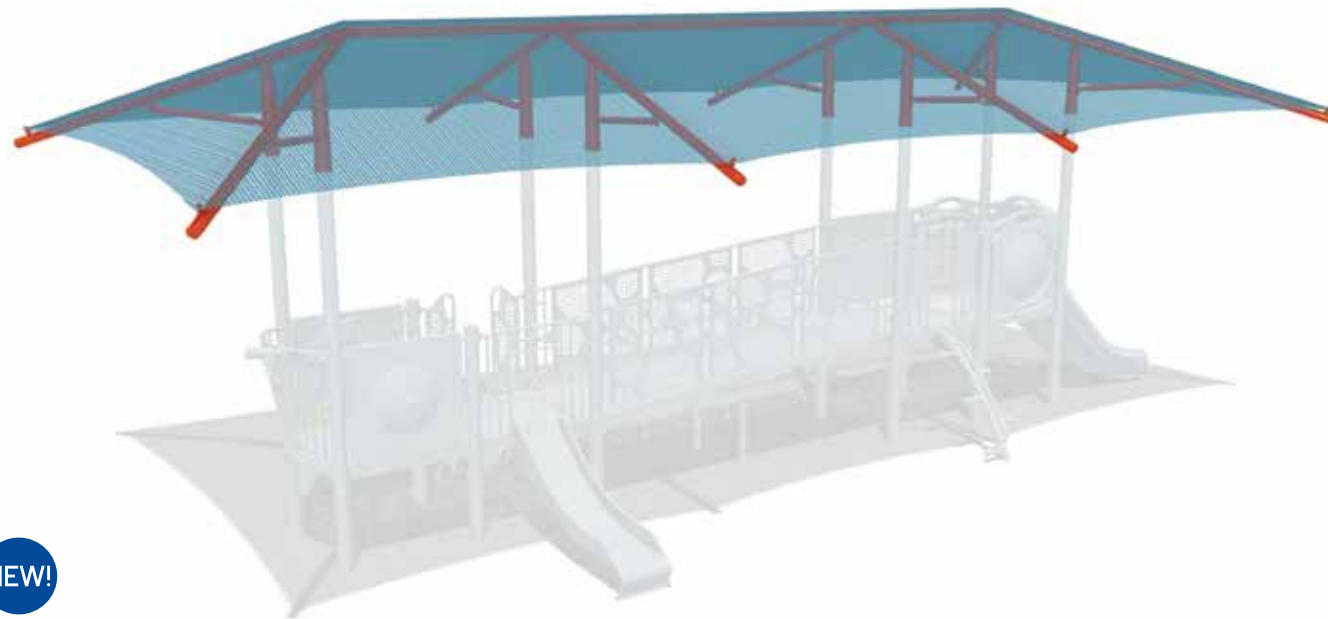
NEW!



Square Canopy

Availability:
PowerScape: 20' (6.1m), 15' (4.6m) Quick Release
PrimeTime: 20' (6.1m), 14' (4.3m) Quick Release, 12' (3.7m) Quick Release

NEW!



NEW!

8-Post Integrated Shade

Compatibility: PowerScape
Availability: 2 square deck span, 3 square deck span or 3 hex deck span

Integrated shade option for ramps or multi-deck span.




Sail

Compatibility: PowerScape
Availability: 14' (4.3m) or 20' (6.1m)



4D Sail

Compatibility: PowerScape
Availability: 20'9" (6.3m)



Hex Canopy

Availability:
PowerScape: 26' (7.9m), 14' (4.3m) Quick Release

NEW!



Equilateral

Compatibility: PowerScape, PrimeTime



Quadratic

Compatibility: PowerScape, PrimeTime



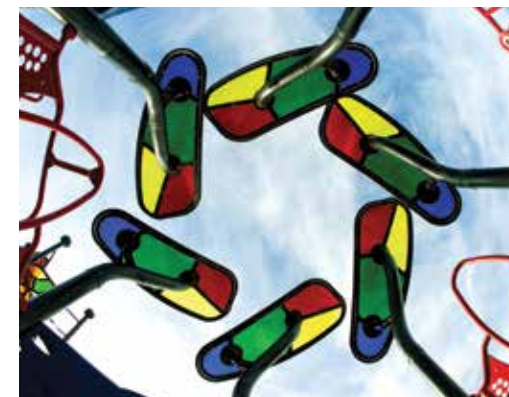
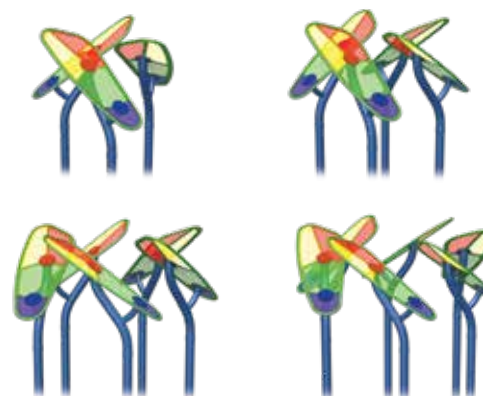
Hexagonal

Compatibility: PowerScape, PrimeTime



ShadowPlay® Single

Compatibility: PowerScape



Shadow Tree 3D Single

Compatibility: PowerScape




Shadow Grove 3D

Compatibility: PowerScape



Universal Roofs
 Compatibility: PowerScape, PrimeTime
 Availability: With eave for PowerScape, without eave for PrimeTime



Square Dome Roof
 Compatibility: PowerScape
 Availability: Single square decks



Triangle Umbra Roof



Square Umbra Roof



Sail Roof
 Compatibility: PowerScape



Hex Umbra Roof



Stacked Umbra Roofs

Umbra Roofs
 Compatibility: PrimeTime



Timbers Slant Roof
 Compatibility: PowerScape, PrimeTime
 Recycled plastic lumber



Timbers Half Hex Roof
 Compatibility: PowerScape, PrimeTime
 Recycled plastic lumber



Timbers Hex Roof
 Compatibility: PowerScape, PrimeTime
 Recycled plastic lumber



Tin Roof 4 Wide Tri
 Compatibility: PowerScape
 Covers four wide triangle decks



Tin Roof 4 Square
 Compatibility: PowerScape
 Covers four PowerScape decks




Tin Roof Cross Gable
 Compatibility: PowerScape
 Roof sections can be configured for custom design



Modern Triangle Roof
 Compatibility: PowerScape



Modern Square Roof
 Compatibility: PowerScape



Peaked Roof
 Compatibility: PowerScape, PrimeTime
 Availability: Timbers Décor option for PowerScape




Gable Roof


Tin Roof Gable
 Compatibility: PowerScape
 Roof sections can be configured for a custom design



End Gable



Gable Filler



Seaweed



Tree



Pine



Noodle Topper
Compatibility: PowerScape, PrimeTime



Umbra Topper
Compatibility: PrimeTime

HDPE Upright Toppers
Compatibility: PowerScape



Talk Tubes
Compatibility: PowerScape, PrimeTime



Telescope
Compatibility: PowerScape, PrimeTime



Hand Cycler
Compatibility: PowerScape, PrimeTime



ThunderRing™
Compatibility: PowerScape, PrimeTime



Single Leaf



Double Leaf

Leaf Topper
Compatibility: PowerScape, PrimeTime



Conifer Topper
Compatibility: PowerScape



Leaning Rail
Compatibility: PowerScape, PrimeTime



Fun Seat
Compatibility: PowerScape, PrimeTime



Leaf Seat
Compatibility: PowerScape



Double Seats
Compatibility: PowerScape, PrimeTime
Availability: Single or double seat options



Seat and Table for Two
Compatibility: PowerScape, PrimeTime



Nature Discovery Table
Compatibility: PowerScape, PrimeTime



Add more play value

Freestanding play activities from GameTime are an affordable way to add more play and more play value to any space.



NEW!

Infinity Bowl p138

Only from GameTime, Infinity Bowl lets children shift their body within the bowl to keep it spinning without anyone pushing them. It's fun, inclusive and sure to thrill!



ShadowPlay® TriRunner® p142

A favorite of children and parents, TriRunner is a thrilling spin ride for all ages.

FREESTANDING



only from



A PLAYCORE Company

Partners for inclusive play

These fun, innovative products make any playground more inclusive.

NEW!



Orb

#847 Blue & White

ASTM Use Zone: 13'2" dia (4.1m dia)
Recommended Ages: 2 to 5 or 5 to 12
ASTM Fall Height: 4' (1.3m)

Orb is a sensory-rich, fun and accessible motion activity. The ridged edges are highly tactile and it makes a sound as it rocks.

NEW!



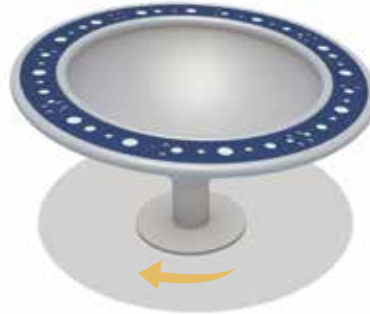
Infinity Bowl

#8476

ASTM Use Zone: 20'5" dia (6.3m dia)
Recommended Ages: 5 to 12
ASTM Fall Height: 4' (1.3m)

Children shift their body to keep the bowl spinning. Dipped edge makes it easy to transfer into and out of the bowl.

NEW!




Fusion

#8477

ASTM Use Zone: 23'5" dia (7.2m dia)
Recommended Ages: 5 to 12
ASTM Fall Height: 4' (1.3m)

Multi-passenger spinner at transfer height features wide seating "ledge" for easy access into and out of the bowl.

NEW!



Surfboard

#8475

ASTM Use Zone: 14' x 19'5" (4.3m x 6m)
Recommended Ages: 5 to 12
ASTM Fall Height: 4' (1.3m)

One or more children can rock, balance or sit on this fun and inclusive activity.



Inclusive Whirl

#6262 Basic Color (shown)

#6263 Natural Color

#6264 Playful Color

ASTM Use Zone: 22' dia. (6.7m dia.)

Recommended Ages: 5 to 12

ASTM Fall Height: 4' (1.3m)

The industry's first "roll-on" whirl features bench seating and zero-entry design.





Merry-Go-All

#6272 One Color
 #M6272 Multi-Color (shown)
 ASTM Use Zone: 19' dia. (5.8m dia.)
 Recommended Ages: 2 to 5 or 5 to 12
 ASTM Fall Height: 4' (1.3m)
 Fully accessible, forward-facing design for up to 12 passengers (4 seated, 8 standing). Spin wheel remains stationary so children can work together to turn themselves. Also available for order with a 5-point security harness.

Inclusive benefit

Cooperative play reinforces positive interactions between children of all abilities through a dynamic and fun experience. High back seats help keep children in an upright, neutral body position. Hand grips provide additional support and comfort.



Sensory Wave Spinning Seat®

#3205
 ASTM Use Zone: 14'5" dia. (4.4m dia.)
 Recommended Ages: 5 to 12
 #17257 Five-Point Harness Kit
 Recommended Ages: 5 to 12
 Harness does not meet ASTM standards. For supervised use only.



Whirlwind Seat

#6143 Straight
 #6142 Tilted (shown)
 ASTM Use Zone: 13'7" x 13'7" (4.1m x 4.1m)
 Recommended Ages: 5 to 12
 ASTM Fall Height: 4' (1.3m)



G2

#6231
 ASTM Use Zone: 16'11" x 16'11" (5.2m x 5.2m)
 Recommended Ages: 5 to 12
 ASTM Fall Height: 4' (1.3m)



Solo Spinner

#6246
 ASTM Use Zone: 13' x 13' (4m x 4m)
 Recommended Ages: 2 to 5 or 5 to 12
 ASTM Fall Height: 4' (1.3m)

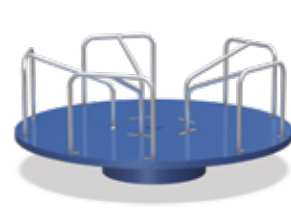
Spin to learn!

Spinning play is proven to provide developmental benefits such as kinesthetic awareness and postural control.



10' Space Whirl

#6118
 ASTM Use Zone: 22' dia. (6.7m dia.)
 Recommended Ages: 5 to 12
 ASTM Fall Height: 4' (1.3m)



7'6" One-Piece Platform Whirl

#919
 ASTM Use Zone: 19'6" dia. (5.9m dia.)
 Recommended Ages: 5 to 12
 ASTM Fall Height: 4' (1.3m)



5'6" Miniature Whirl

#325
 ASTM Use Zone: 20'1" dia. (6.1m dia.)
 Recommended Ages: 5 to 12
 ASTM Fall Height: 4' (1.3m)



Patent-pending design with all new friction-free magnetic mechanism.



TriRunner®
#6243
ASTM Use Zone: 30' dia. (9.1m dia.)
Recommended Ages: 5 to 12 years



ShadowPlay® TriRunner®
#6242
ASTM Use Zone: 30' dia. (9.1m dia.)
Recommended Ages: 5 to 12 years

Utility Patent by GameTime



TriRunner is an exciting spinning activity for all generations.

Design and Utility Patents by GameTime



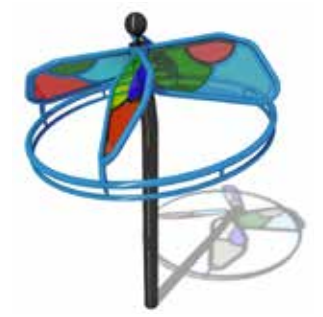
Mini SkyRunner®
#6202
ASTM Use Zone: 16'3" dia. (5m dia.)
Recommended Ages: 5 to 12
ASTM Fall Height: 6' (1.9m)



SkyRunner®
#6200
ASTM Use Zone: 18'1" dia. (5.5m dia.)
Recommended Ages: 5 to 12
ASTM Fall Height: 6' (1.9m)



Tilted SkyRunner®
#6201
ASTM Use Zone: 20'1" dia. (6.1m dia.)
Recommended Ages: 5 to 12
ASTM Fall Height: 6' (1.9m)



ShadowPlay® SkyRunner®
#6237
ASTM Use Zone: 20'1" dia. (6.1m dia.)
Recommended Ages: 5 to 12
ASTM Fall Height: 6' (1.9m)



Dinosaur Adventure Mates
 #6063 Purple Dinosaur (above)
 #6051 Jurassic Green Dinosaur (below)
 #6065 In-ground Package
 ASTM Use Zone: 18' x 14'2" (5.5m x 4.3m)
 Recommended Ages: 2 to 5 or 5 to 12



Jumbo Flyer
 #6064 Includes springs
 ASTM Use Zone: 16'10" x 17'8" (5.1m x 5.4m)
 Recommended Ages: 2 to 5 or 5 to 12

Spring into play!

GameTime Spring Riders are fun, affordable options for motion play. They can also provide fun theming elements to your play space.



Cruisin' Mates
 #6054 Fire Chief's Car
 #6056 Race Car
 #6057 Police Car
 #6058 Desert Commando
 ASTM Use Zone: 14'8" x 16'8" (4.5m x 5.1m)
 Recommended Ages: 2 to 5 or 5 to 12



New Spring Riders
 #6277 Lady Bug
 #6278 Bunny
 #6279 Duck
 #6280 Fox
 #6281 Mule
 #6282 Raccoon
 #6283 Train
 #6284 Turtle
 #6285 UFO
 ASTM Use Zone: 13'2" x 14'2" (4.1m x 4.4m)
 Recommended Ages: 2 to 5
 ASTM Fall Height: 4' (1.3m)



Early Childhood Spring Riders
 #4882 Fire Truck
 #4883 Dump Truck
 ASTM Use Zone: 14'4" x 13'3" (4.4m x 4m)
 Recommended Ages: 2 to 5
 Includes spring.




Buck-A-Bout

#243 Two Seat w/ Rubber Spring
 ASTM Use Zone: 15'10" x 13'11" (4.8m x 4.2m)
 Recommended Ages: 2 to 5 or 5 to 12
 Order separately 2 Saddle Seats or 2 Animal Bodies.

#200 Four Seat w/ Coil Spring
 ASTM Use Zone: 22' x 22' (6.7m x 6.7m)
 Recommended Ages: 5 to 12
 Order separately 4 Saddle Seats or 4 Animal Bodies.

#2313 Aluminum Saddle Seat
 #4880 In-ground Package



Deco Spring Riders

#6247 Single
 ASTM Use Zone: 14' x 13' (4.3m x 4m)

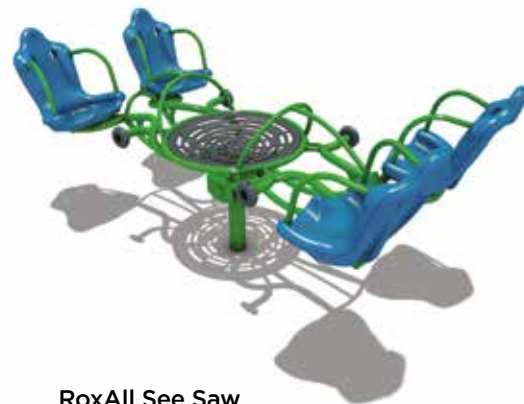
#6248 Double
 ASTM Use Zone: 16' x 13' (4.9m x 4m)

Recommended Ages: 2 to 5 or 5 to 12
 Includes spring.



Rock-A-Bout

#6254
 ASTM Use Zone: 16' x 16' (4.9m x 4.9m)
 Recommended Ages: 2 to 5 or 5 to 12
 Includes spring.




RoxAll See Saw

#6245
 ASTM Use Zone: 17'4" x 23'6" (5.3m x 7m)
 Recommended Ages: 5 to 12

Inclusive benefit

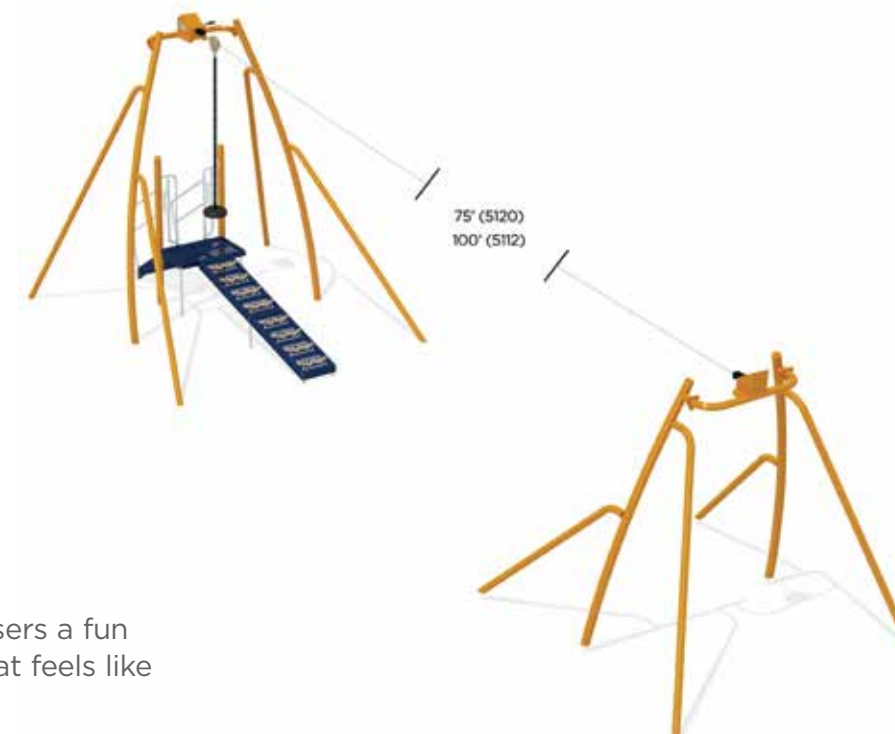
Cooperative play reinforces positive interactions between children of all abilities through a dynamic and fun experience. High back seats help keep children in an upright, neutral body position. Handrails provide additional support and comfort. Center platform is at transfer height.



SkyRun® Zipline

#5120 75' Zipline
 ASTM Use Zone: 98' x 24' (29.9m x 7.4m)
 Recommended Ages: 5 to 12 years
 ASTM Fall Height: 4' (1.3m)

#5112 100' Zipline
 ASTM Use Zone: 123' x 24' (37.5m x 7.4m)
 Recommended Ages: 5 to 12 years
 ASTM Fall Height: 4' (1.3m)



Prepare for takeoff!

ZipLines and ZipTracks offer users a fun and exciting motion activity that feels like flying through the air!



Sky Run Zip Track

#91492 33' w/ Zip Seat (shown)
 #91491 33' w/ Zero G Seat
 ASTM Use Zone: 20' x 45' (6.1m x 13.7m)
 Recommended Ages: 5 to 12 years
 ASTM Fall Height: 10' (3.1m)

53' version available. See gametime.com for details.



Sky Run Zip Track Add A Bay

#91494 33' w/ Zip Seat
 #91493 33' w/ Zero G Seat (shown)
 ASTM Use Zone: 18' x 45' (5.5m x 13.7m)
 Recommended Ages: 5 to 12
 ASTM Fall Height: 10' (3.1m)

53' version available. See gametime.com for details.



Never miss a moment!

Expression Swing® is the industry's first face-to-face, eye-to-eye playground swing that promotes attunement, or emotional bonding, between users. With four unique sizes and styles, it's also the only swing of its kind to address the needs of every generation and ability.



Expression Swing® Toddler

#5158 3.5" Toprail
#5159 5" Toprail
Ages: Adult, 12-24 months



Expression Swing®

#5128 3.5" Toprail
#5145 5" Toprail
Ages: Adult, 24-48 months



Expression Swing® Universal

#5165 3.5" Toprail
#5166 5" Toprail
Ages: Adult, 5 to 12 years



Expression Swing® Tandem

#5167 3.5" Toprail
#5168 5" Toprail
Ages: Adults, 5 and up



Expression Swing® PowerScope Frame

#5149 Solo
#5150 Add-A-Bay™
ASTM Use Zone: 20'3" x 30'10" (6.2m x 9.4m)



Expression Swing® PrimeTime Frame

#5151 Solo
#5152 Add-A-Bay™
ASTM Use Zone: 20'1" x 31' (6.2m x 9.5m)



Expression Swing® Xscape Frame

#5147 Solo
#5148 Add-A-Bay™
ASTM Use Zone: 20'1" x 31' (6.2m x 9.5m)



ADA PrimeTime Swing Frame

#12583 8' (2.5m)
ASTM Use Zone: 24'9" x 32'1" (7.5m x 9.8m)

#12584 Add-A-Bay™
ASTM Use Zone: 37'2" x 32'1" (11.3m x 9.8m)

3-1/2" (9cm) O.D. galvanized steel uprights & top rail.
#12584 Use Zone includes one regular swing bay and one Add-A-Bay. Seat packages sold separately.



ADA PowerScope Swing Frame

#10847 8' (2.5m)
ASTM Use Zone: 24'11" x 32'1" (7.6m x 9.8m)

#10848 8' Add-A-Bay™
ASTM Use Zone: 37'5" x 32'1" (11.4m x 9.8m)

#81600 10' (3m)
ASTM Use Zone: 24'11" x 38'6" (7.6m x 11.7m)

#81601 10' Add-A-Bay™
ASTM Use Zone: 37'5" x 38'6" (11.4m x 11.7m)

5" (13cm) O.D. galvanized steel uprights & top rail.
#10848 and #81601 Use Zones include one regular swing bay and one Add-A-Bay. Seat packages sold separately.



PowerScope 10' Combo Swing Frame

#81602 10' (2.4m) End
ASTM Use Zone: 36' x 24' (11m x 7.4m)

#81603 10' Center Combo Swing (shown)
ASTM Use Zone: 36' x 24' (11m x 7.4m)

5" (13cm) O.D. galvanized steel uprights & top rail.



Saucer Swing

#5170
ASTM Use Zone: 24'5" x 24' (7.4m x 7.3m)

Complements your Modern City play system.



Modern City Swing Frame

#32506 8' (2.5m)
ASTM Use Zone: 24'11" x 32'1" (7.6m x 9.8m)

#32507 8' Add-A-Bay™
ASTM Use Zone: 37'5" x 32'1" (11.4m x 9.8m)

#32504 10' (3m)
ASTM Use Zone: 24'11" x 38'6" (7.6m x 11.7m)

#32505 10' Add-A-Bay™
ASTM Use Zone: 37'5" x 38'6" (11.4m x 11.7m)

3" x 5" (7.6cm x 12.7cm) rectangular steel tubing with a 3-1/2" (9cm) top rail.

Complements your Modern City play system. See p54.



ADA Xscape Swing Frame


#26119 5 to 12 Swing 8' (2.5m)
ASTM Use Zone: 24'4" x 30'11" (7.6m x 9.8m)

#26120 5 to 12 Swing Add-A-Bay™
ASTM Use Zone: 37'5" x 32'1" (11.4m x 9.8m)

#36056 2 to 5 Swing 7' (2.2m)
ASTM Use Zone: 24'4" x 30'11" (7.6m x 9.8m)

#36057 2 to 5 Swing Add-A-Bay™
ASTM Use Zone: 37'5" x 32'1" (11.4m x 9.8m)

3-1/2" (9cm) O.D. galvanized steel uprights & top rail.
#26120 and # 36057 Use Zones include one regular swing bay and one Add-A-Bay. Seat packages sold separately.

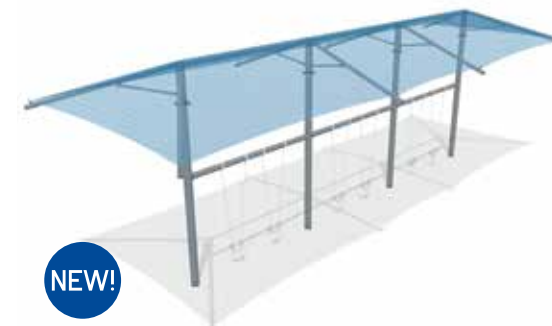


Arch Swing

#5056 Single Seat (shown)
ASTM Use Zone: 24' x 28'5" (7.3m x 8.7m)

#5057 Double Arch Swing
ASTM Use Zone: 35'8" x 28'5" (10.9m x 8.7m)

Galvanized steel uprights. Seat included.



NEW!

Swing Shade Frame

#5191 1 Bay
ASTM Use Zone: 24'1" x 32' (7.4m x 9.8m)

#5192 2 Bay
ASTM Use Zone: 35'7" x 32' (10.9m x 9.8m)

#5193 3 Bay
ASTM Use Zone: 47'1" x 32' (14.4m x 9.8m)

#5194 4 Bay
ASTM Use Zone: 58'7" x 32' (17.9m x 9.8m)

Includes swing frame and shade structure. Swing seats and swing hardware sold separately.



PowerScope Tire Swing

#10777 6'8" (2m) (shown)
ASTM Use Zone: 20'7" x 26'11" (6.3m x 8.2m)

#10778 Add-A-Bay™
ASTM Use Zone: 41'5" x 20'7" (12.6m x 6.3m)

5" (9cm) O.D. galvanized steel uprights & top rail.



Zero-G® Chair

Adding a Zero-G Chair swing to a playground allows children with special needs to swing comfortably alongside their friends and peers. This creates an inclusive environment and lets everyone join in the fun.

Inclusive benefit

This inclusive swing seat has a high back and molded harness to provide additional support and help keep children in an upright, neutral body position.

Classic Swings





* Swing shown with one Add-A-Bay™.



Adaptive Swing Seat

Classic Swing Frames (Swing seat packages must be ordered separately and are not included with swing frames.)

| | 2-3/8" O.D. Toprail | | 3-1/2" O.D. Toprail | | # of Seats | Toprail Height | ASTM Use Zone |
|---|---------------------|------------|---------------------|------------|------------|----------------|----------------------------|
| | Painted | Galvanized | Painted | Galvanized | | | |
| Base Swing  | #P8542 | #8542 | #P8544 | #8544 | 2 | 8' (2.5m) | 32'8"x31'0" (10m x9.4m) |
| | #P5542 | #5542 | #P8545 | #8545 | 2 | 10' (3.1m) | 34'6"x39'0" (10.5m x11.9m) |
| Add-A-Bay™  | #P8546 | #8546 | #P8548 | #8548 | 2 | 8' (2.5m) | 44'0"x31'0" (13.4m x9.4m) |
| | #P5546 | #5546 | #P8549 | #8549 | 2 | 10' (3.1m) | 45'10"x39'0" (14m x11.9m) |

Accessories

Galvanized Chain

- #80 Chain (per foot)
- #1080 Heavy-Duty Chain (per foot)

"S" Hook Pliers

#4248

"S" Hooks

#1

Swing Clevis

#166683

Swing Hangers

- #1462 3 1/2" O.D. Toprail
- #1461 2 3/8" O.D. Toprail
- #1487 5" O.D. Toprail

Tire Swing Accessories

- #159194 Tire Swing Bracket
- #176318 44 1/8 Chain
- #300196 Tire Seat
- #304005 Tire Seat Support Ring



Ask about our anti-wrap swing hangers.

Swing Seat Packages with Standard S-Hook Enclosure (May require S-hook pliers #4248 to close S-hooks.)

| Seat | O.D. Toprail | Includes Galvanized Chain & Hardware | | Includes Stainless Steel Chain & Hardware | |
|-------------------|----------------|--------------------------------------|-----------------|---|-----------------|
| | | 8' (2.5m) High | 10' (3.1m) High | 8' (2.5m) High | 10' (3.1m) High |
| Enclosed Tot Seat | 2-3/8" (6.0cm) | #1469 | N/A | #SS1469 | N/A |
| Enclosed Tot Seat | 3-1/2" (8.9cm) | #1470 | N/A | #SS1470 | N/A |
| Enclosed Tot Seat | 5" (12.7cm) | #1464 | #1464 | #SS1464 | #SS1464 |
| Super Seat-2 | 2-3/8" (6.0cm) | #1477 | #1477 | #SS1477 | #SS1477 |
| Super Seat-2 | 3-1/2" (8.9cm) | #1479 | #1479 | #SS1479 | #SS1479 |
| Super Seat-2 | 5" (12.7cm) | #1467 | #1467 | #SS1467 | #SS1467 |
| Belt Seat | 2-3/8" (6.0cm) | #1481 | #1481 | #SS1481 | #SS1481 |
| Belt Seat | 3-1/2" (8.9cm) | #1483 | #1483 | #SS1483 | #SS1483 |
| Belt Seat | 5" (12.7cm) | #1468 | #1468 | #SS1468 | #SS1468 |

Swing Seat Packages with Clevis Attachment

| Seat | O.D. Toprail | Includes Galvanized Chain & Hardware | | Includes Stainless Steel Chain & Hardware | |
|-------------------|----------------|--------------------------------------|-----------------|---|-----------------|
| | | 8' (2.5m) High | 10' (3.1m) High | 8' (2.5m) High | 10' (3.1m) High |
| Enclosed Tot Seat | 2-3/8" (6.0cm) | #8695 | N/A | #SS8695 | N/A |
| Enclosed Tot Seat | 3-1/2" (8.9cm) | #8696 | N/A | #SS8696 | N/A |
| Enclosed Tot Seat | 5" (12.7cm) | #8914 | N/A | #SS8914 | N/A |
| Super Seat-2 | 2-3/8" (6.0cm) | #8904 | #8905 | #SS8904 | #SS8905 |
| Super Seat-2 | 3-1/2" (8.9cm) | #8906 | #8907 | #SS8906 | #SS8907 |
| Super Seat-2 | 5" (12.7cm) | #8917 | #4955 | #SS8917 | #SS4955 |
| Belt Seat | 2-3/8" (6.0cm) | #8908 | #8909 | #SS8908 | #SS8909 |
| Belt Seat | 3-1/2" (8.9cm) | #8910 | #8911 | #SS8910 | #SS8911 |
| Belt Seat | 5" (12.7cm) | #8918 | #4954 | #SS8918 | #SS4954 |


Adaptive Swing Seat Packages

| Seat | O.D. Toprail | Galvanized Chain | Stainless Steel Chain |
|----------------------------------|--------------|------------------|-----------------------|
| | | 8' (2.5m) High | 8' (2.5m) High |
| Adaptive Seat | 2-3/8" | #8531 | #SS8531 |
| Adaptive Seat | 3-1/2" | #8537 | #SS8537 |
| Adaptive Seat | 5" | #17255 | #SS7255 |
| Adaptive Swing 5-point restraint | | #17247 | |

Zero-G Chair Seat Packages

| Seat | O.D. Toprail | Includes Galvanized Chain & Hardware | | Includes Stainless Steel Chain & Hardware | |
|------------------------|--------------|--------------------------------------|-----------------|---|-----------------|
| | | 8' (2.5m) high | 10' (3.1m) high | 8' (2.5m) high | 10' (3.1m) high |
| Zero-G Chair (2 to 5) | 2-3/8" | #8554 | N/A | #SS8554 | N/A |
| Zero-G Chair (2 to 5) | 3-1/2" | #8555 | N/A | #SS8555 | N/A |
| Zero-G Chair (2 to 5) | 5" | #81752 | N/A | #SS1752 | N/A |
| Zero-G Chair (5 to 12) | 2-3/8" | #8550 | #8551 | #SS8550 | #SS8551 |
| Zero-G Chair (5 to 12) | 3-1/2" | #8552 | #8553 | #SS8552 | #SS8553 |
| Zero-G Chair (5 to 12) | 5" | #81750 | N/A | #SS1750 | N/A |

Swing Seats



Super Seats

- #999 Seat
 - #8690 Seat with Clevis
- Recommended Ages: 5 to 12

NexGen Seats

- #4951 3-1/2"
 - #4952 5"
- Recommended Ages: 5 to 12

Belt Seats

- #1047 Seat
 - #8691 Seat with Clevis
- Recommended Ages: 5 to 12

Enclosed Tot Seats

- #8520 Seat
 - #8693 Seat with Clevis
- Recommended Ages: 2 to 5

An instrumental guide to blending music and community

Music is an expressive language that is woven through the cultural fabric of generations and civilizations. Recent brain-based research has explored the powerful combination that music and nature has on our physical, mental, and emotional health and the collective benefits that build more harmonious communities.




Jazz Chimes
#4681 A Minor
Recommended Ages: 2 to 5 or 5 to 12



Jazz Chimes
#4682 C Major
Recommended Ages: 2 to 5 or 5 to 12



Jazz Chimes
#4680 Combo
Recommended Ages: 2 to 5 or 5 to 12



Harmonic Chimes
#4675 Set of 1
#4676 Set of 3
#3249 Set of 7 (above)
Recommended Ages: 2 to 5 or 5 to 12



Create your own orchestra section with GT Symphony instruments. Compliant for use within playground zone.



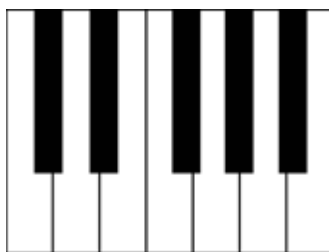
Concert
#4678 Duo
#3259 Trio (Shown)
Recommended Ages: 2 to 5 or 5 to 12



Melody Chimes
#4677
Recommended Ages: 2 to 5 or 5 to 12



Cantata Chimes
#3256
Recommended Ages: 2 to 5 or 5 to 12



Never a wrong note!

Freenotes instruments are tuned to a pentatonic scale, similar to the black keys on a piano. That means any combination of notes always sounds good and no one ever plays a wrong note. This makes everyone feel and sound like an accomplished musician from the start and breaks down barriers to inclusive play.



Music is an expressive language that is woven through the cultural fabric of generations and civilizations. Recent brain-based research has explored the powerful combination that music and nature has on our physical, mental, and emotional health, and the collective benefits that build more harmonious communities.




Tenor Tree
#TREE-IG
Recommended Ages: 2 to 5 or 5 to 12



Pagoda Bells
#PBEL-IG-STL
Recommended Ages: 2 to 5 or 5 to 12



Serenade
#SRND-IG-STL
Recommended Ages: 2 to 5 or 5 to 12



Tuned Drums
#TD-IG-N
Recommended Ages: 2 to 5 or 5 to 12



Flowers
#FWR-T-IG Turquoise
#FWR-O-IG Orange
#FWR-I-IG Indigo
#FWR-Y-IG Yellow
Recommended Ages: 2 to 5 or 5 to 12



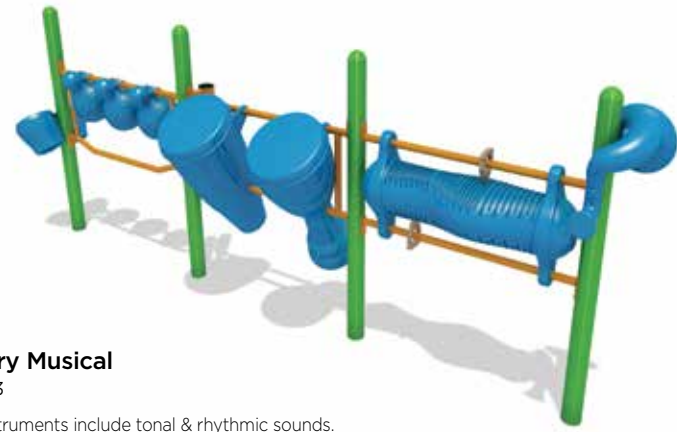
Butterflies
#BFLY-I-IG Indigo
#BFLY-O-IG Orange
#BFLY-T-IG Turquoise
#BFLY-Y-IG Yellow
Recommended Ages: 2 to 5 or 5 to 12

These items are intended for use outside of a play area.



Music Time
#81754

Includes 3 instruments.



Merry Musical
#6223

10 instruments include tonal & rhythmic sounds. Includes GTJams Playbook. Contact your local representative for details.



Drum Circle
#M81749

Features 18 instruments to create a variety of complimentary rhythms. Includes GTJams Playbook. Contact your local representative for details.



Beat Club
#M81748

Includes 6 instruments and GTJams Playbook. Contact your local representative for details.



Sensory Ring
#3240

ASTM Use Zone: 13' x 15' (4m x 4.6m)
Sensor not included.



MusicBall
#5184

Turn the handle to activate the music.



Shadow Play Flower
#6238

Recommended Ages: 5 to 12



The GTJams Playbook includes guided play activities that encourage children and families to play and learn outdoors in a meaningful way! Children of all abilities love creating a symphony of sound with our GTJams ensembles. Contact your local representative for details.

NEW!



Welcome Signs HPL

- #5178 2 to 5
- #5179 5 to 12
- #5180 2 to 5 or 5 to 12



Age-Appropriate Graphic Signs

- #5032 2 to 5
- #5033 5 to 12
- #5034 2 to 5 or 5 to 12



Custom Graphic Signs

- #5035 One-sided
 - #5036 Two-sided
- One or two-sided graphics. Camera-ready artwork must be provided at the time of order or additional charges will apply.

ECHO Toddler

ASTM Use Zone: 22' x 18'4" (6.7m x 5.6m)
 Recommended Ages: 6 to 23 months
 Availability: Two pre-determined color palettes for in-ground and surface mount

NEW!



Shown in Bloom color palette

- 30" deck height maximum
- Sliding experience for the smallest users
- Wave climber offers solid climbing surface for climbing support and cradles body for safety and confidence in small children
- Manipulative items develop fine motor skills
- Manipulative, auditory, tactile and visual play elements encourage overall development
- Pull up bars to aid the youngest users as they learn to stand and walk
- Abacus develops fine motor skills and encourages learning of numbers
- Play table for imaginative play
- Easy reach for caregivers

NEW!

ECHO Preschool

#EKW021 In-ground
 ASTM Use Zone: 25'10" x 20'10" (7.9m x 6.4m)
 Recommended Ages: 2 to 5 years
 Availability: Two pre-determined color palettes for in-ground and surface mount

- Developmentally appropriate climbing and sliding activities
- Themed climbers for imaginative play
- Play table and seats for two
- Climbing tunnel
- 3-in-a-Row game
- Visual, tactile, auditory and manipulative play events



Shown in Whimsy color palette





Inclusive benefit

The Sensory Wave Climber® is the industry's first climber to provide a customizable sensory play experience. With nearly two dozen sensors to choose from, the unique design allows front reach capability from a mobility device. It's an inclusive climbing and sensory play combo unlike any other.

Adaptive switch capability allows individuals with limited upper body or fine motor control the ability to activate auditory features. Now with Roto-Gen technology. No batteries required!



Strategically placed molded-in grips, hand holds and transfer area provide additional support for children of all abilities to maneuver through the climber.

Multisensory climbing experience

It's a climber. It's a sensory play activity. It's something completely new and different for the playground that encourages children of all abilities to play together!

See GT Sensor options on p119.



Sensory Wave Transfer

#3210 Base Transfer
 #4697 Gold Package (shown)
 ASTM Use Zone: 21'4" x 16'11" (6.5m x 5.2m)
 Recommended Ages: 2 to 5 or 5 to 12



Sensory Wave Corner Arch

#3207 Base Corner Arch
 #4691 Bronze Package
 #4692 Silver Package
 #4693 Gold Package (shown)
 ASTM Use Zone: 30'11" x 19'2" (9.4m x 5.8m)
 Recommended Ages: 2 to 5 or 5 to 12

Patented front-reach design for people who use a mobility device




Sensory Wave Arch

#3206 Base Arch
 #4688 Bronze Package
 #4689 Silver Package
 #4690 Gold Package (shown)
 ASTM Use Zone: 28'2" x 15'2" (8.5m x 4.6m)
 Recommended Ages: 2 to 5 or 5 to 12



Sensory Wave Horseshoe Arch

#3208 Base Horseshoe Arch
 #4685 Bronze Package
 #4686 Silver Package
 #4687 Gold Package (shown)
 ASTM Use Zone: 25'11" x 23'7" (7.9m x 7.2m)
 Recommended Ages: 2 to 5 or 5 to 12



Sensory Wave "S"

#3209 Base "S"
 #4694 Bronze Package
 #4695 Silver Package
 #4696 Gold Package (shown)
 ASTM Use Zone: 29'5" x 19'8" (9m x 6m)
 Recommended Ages: 2 to 5 or 5 to 12



TriNet Small

#32065
 ASTM Use Zone: 20' x 24' (6.1m x 7.3m)
 Recommended Ages: 5 to 12
 ASTM Fall Height: 6' (1.9m)



TriNet Medium

#32066
 ASTM Use Zone: 23' x 27' (7m x 8.2m)
 Recommended Ages: 5 to 12
 ASTM Fall Height: 7' (2.2m)



TriNet Large

#32073
 ASTM Use Zone: 25' x 25' (7.6m x 7.6m)
 Recommended Ages: 5 to 12
 ASTM Fall Height: 8' (2.5m)



A unique and challenging climbing experience, TriNets can be installed alone or connected to one another.



Multiple climbing surfaces and materials create a varied and challenging climbing experience.

Available with optional sensors. See p119. Contact your local representative for more details.



Sensory Dome Small

#6255
 ASTM Use Zone: 22' x 22' (6.7m x 6.7m)
 Recommended Ages: 2 to 5
 ASTM Fall Height: 4' (1.3m)



Sensory Dome Medium

#6256
 ASTM Use Zone: 24' x 25' (7.3m x 7.6m)
 Recommended Ages: 5 to 12
 ASTM Fall Height: 6' (1.9m)



Sensory Dome Large

#6257
 ASTM Use Zone: 28' x 28' (8.5m x 8.5m)
 Recommended Ages: 5 to 12
 ASTM Fall Height: 8' (2.5m)



KidNetix Twirl

#90777
 ASTM Use Zone: 17'9" x 17'9" (5.5m x 5.4m)
 Recommended Ages: 5 to 12
 ASTM Fall Height: 4' (1.3m)



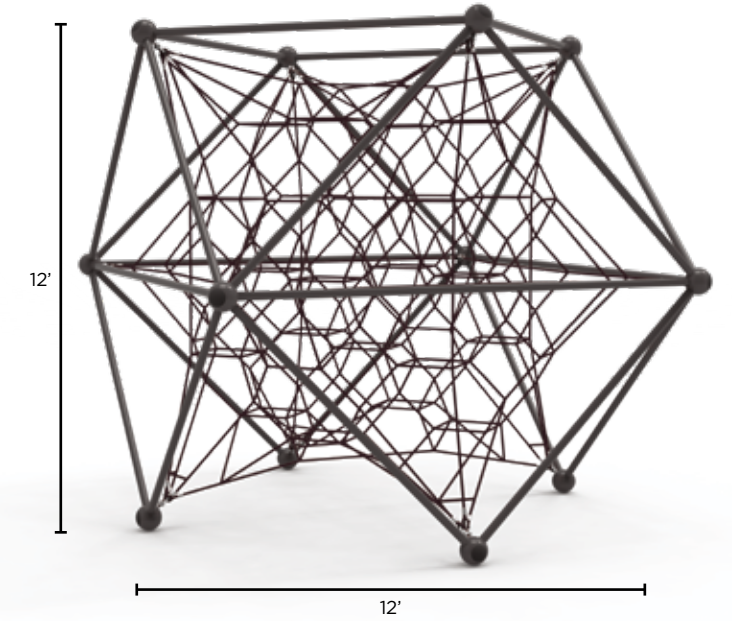
Spider Net Small

#3131
 ASTM Use Zone: 34' x 34' (10.3m x 10.3m)
 Recommended Ages: 5 to 12
 ASTM Fall Height: 3' (1m)



Apollo

#3140
 ASTM Use Zone: 25' x 25' (7.6m x 7.6m)
 Recommended Ages: 5 to 12
 Capacity: 10-15
 ASTM Fall Height: 6' (1.2m)




OmniTriNet

#3137
 ASTM Use Zone: 25' x 25' (7.6m x 7.6m)
 Recommended Ages: 5 to 12
 Capacity: 25-30
 ASTM Fall Height: 8' (2.5m)



KidNetix Axis

#3147
 ASTM Use Zone: 25' dia. (7.5m dia.)
 Recommended Ages: 5 to 12
 ASTM Fall Height: 8' (2.5m)



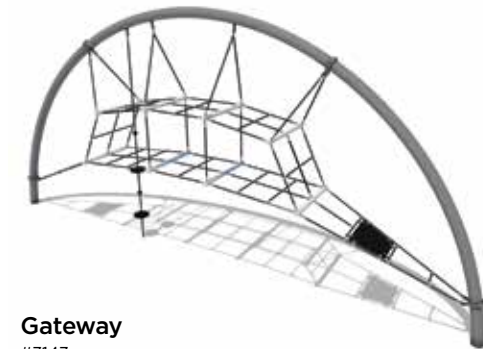
Spider Net Medium

#3156
 ASTM Use Zone: 41' x 41' (12.5m x 12.5m)
 Recommended Ages: 5 to 12
 ASTM Fall Height: 6' (1.9m)



Astro Jump

#3146
 ASTM Use Zone: 24'7" x 23' (7.5m x 7m)
 Recommended Ages: 5 to 12
 Capacity: 10-15
 ASTM Fall Height: 6' (1.9m)




Gateway

#3143
 ASTM Use Zone: 36'2" x 15' (11m x 4.6m)
 Recommended Ages: 5 to 12
 Capacity: 15-20
 ASTM Fall Height: 8' (2.5m)



KidNetix Roundabout

#3148
 ASTM Use Zone: 25' dia. (7.5m dia.)
 Recommended Ages: 5 to 12
 ASTM Fall Height: 11' (3.4m)



Spider Net Large

#3158
 ASTM Use Zone: 57' x 51' (17.4m x 15.5m)
 Recommended Ages: 5 to 12
 ASTM Fall Height: 6' (1.9m)



Eclipse

#3144
 ASTM Use Zone: 34'2" x 33'2" (10.4m x 10.1m)
 Recommended Ages: 5 to 12
 Capacity: 140-45
 ASTM Fall Height: 8' (2.5m)



RockScape® Climbers

- #7081 5'6" Arch
ASTM Use Zone: 24'2" x 15'10" (7.4m x 4.8m)
- #7082 7'6" Arch
ASTM Use Zone: 27'6" x 16'10" (8.4m x 5.1m)
- #7086 Vertical Rock
ASTM Use Zone: 15'7" x 16'8" (4.8m x 5.1m)
- #7087 Arch Rock
ASTM Use Zone: 13'7" x 13'2" (4.1m x 4m)
- #7088 Rock Step
ASTM Use Zone: 13'7" x 12'11" (4.1m x 4m)



5'6" Arch



Single Arch Rock



Vertical Rock



7'6" Arch

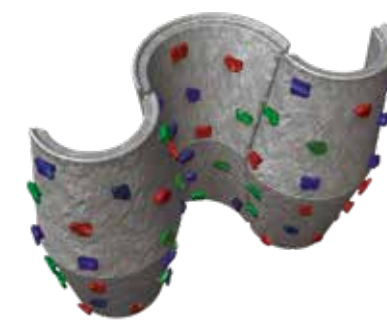


Rock Step



Volcano Climber

- #7050 4' (1.3m) Volcano
ASTM Use Zone: 15'11" x 17' (4.9m x 5.2m)
Recommended Ages: 2 to 5 or 5 to 12
- #7051 6' (1.9m) Volcano
ASTM Use Zone: 16'9" x 17'11" (5.1m x 5.5m)
- #7052 8' (2.5m) Volcano (shown)
ASTM Use Zone: 18" x 19'11" (5.5m x 5.8m)
Recommended Ages: 5 to 12



Ribbon Wall Climber

- #7053 4' (1.3m) Wall
ASTM Use Zone: 22'9" x 16' (6.9m x 4.9m)
Recommended Ages: 2 to 5 or 5 to 12
- #7054 8' (2.5m) Wall (shown)
ASTM Use Zone: 22'3" x 16' (6.8m x 4.9m)
Recommended Ages: 5 to 12




"S" Wall Climber

- #7056 8' (2.5m) "S" Wall (shown)
ASTM Use Zone: 19'1" x 15'11" (6.8m x 4.9m)
Recommended Ages: 5 to 12



Rock Step Link
#7071



Spider Web Link
#7089



Web Wall Link
#7091



Rope Walk Link
#7090
Beige rope only.



Lightning Link
#7092



Circle Link
#7093



Vertical Link
#7100



Quadri Link
#7102



#5187



#5185



#5186



Walls ship with single upright, second upright sold separately.

Olympus Climbers

ASTM Use Zone: Varies by design
Recommended Ages: 5 to 12
ASTM Fall Height: Varies by design

The new Olympus Climbers can be used in conjunction with one another to create a climbing wall unique to your playground. Use a few or many to design a climbing experience for any size space or budget.



Around the Bend

- #8931
ASTM Use Zone: 27' x 27'11" (8.2m x 8.5m)
Recommended Ages: 5 to 12
ASTM Fall Height: 8' (2.5m)



Castle Rock

- #8930
ASTM Use Zone: 24'10" x 26'4" (7.6m x 8m)
Recommended Ages: 5 to 12
ASTM Fall Height: 8' (2.5m)



Tot Rock

- #8932
ASTM Use Zone: 17'10" x 27'11" (5.4m x 8.3m)
Recommended Ages: 2 to 5
ASTM Fall Height: 4' (1.3m)



Discover Cave

- #5053 Natural Grips
- #5052 Primary Grips (shown)
ASTM Use Zone: 20'9" x 19'2" (6.3m x 5.84m)
Recommended Ages: 2 to 5



Hex Pod

#32022 1'
#32023 2'
ASTM Use Zone: 13'6" x 13'6" (4.2m x 4.2m)
Recommended Ages: 2 to 5 or 5 to 12
ASTM Fall Height: 4' (1.3m)



Mini Pod Toadstool

#6141
ASTM Use Zone: 13'5" x 13'4" (4.1m x 4.1m)
Recommended Ages: 2 to 5 or 5 to 12
ASTM Fall Height: 4' (1.3m)



Toadstool Seat

#10768
ASTM Use Zone: 13" dia (4m dia.)
Recommended Ages: 2 to 5 or 5 to 12
ASTM Fall Height: 4' (1.3m)




Wrinkle Wall Mogul

#6251
ASTM Use Zone: 24' x 36' (7.3m x 4.9m)
ASTM Fall Height: 7' (2.2m)
Recommended Ages: 5 to 12



Wrinkle Wall Sidewinder

#6252
ASTM Use Zone: 26' x 26' (8m x 8m)
ASTM Fall Height: 8' (2.1m)
Recommended Ages: 5 to 12



Wrinkle Wall Orb

#6253
ASTM Use Zone: 23' x 21' (7m x 6.4m)
ASTM Fall Height: 8' (2.1m)
Recommended Ages: 5 to 12



Cosmix Station

#7068
ASTM Use Zone: 21'6" x 22'10" (6.6m x 7m)
ASTM Fall Height: 8' (2.5m)
Recommended Ages: 5 to 12



Sensory Cove™ Climber - Square

#6249
ASTM Use Zone: 17' x 17' (5.2m x 5.2m)
Recommended Ages: 2 to 5 or 5 to 12
ASTM Fall Height: 6' (1.9m)



Sensory Cove™ Climber - Triangle

#6258
ASTM Use Zone: 17' x 17' (5.2m x 5.2m)
Recommended Ages: 2 to 5 or 5 to 12
ASTM Fall Height: 6' (1.9m)



Climbing activities enhance a child's strength, gross motor function and decision-making skills. They also promote positive risk-taking in a fun environment.



Rocket Ship

#7075
ASTM Use Zone: 19'6" x 19'4" (5.9m x 5.9m)
ASTM Fall Height: 8' (2.1m)
Recommended Ages: 5 to 12



Stainless Steel Cargo Net Wall

#81746
ASTM Use Zone: 20' 7" x 12' 4" (6.3m x 3.8m)
ASTM Fall Height: 6' (1.9m)



Hive

#32054
ASTM Use Zone: 16'5" x 16' (5m x 4.9m)
ASTM Fall Height: 7' (2.2m)
Recommended Ages: 5 to 12



Vessel

#32050
ASTM Use Zone: 17'2" x 19' (5.2m x 5.8m)
ASTM Fall Height: 8' (2.5m)
Recommended Ages: 5 to 12



Vertical Wiggle Climber

#6265
ASTM Use Zone: 19'6" x 19'4" (5.9m x 5.9m)
ASTM Fall Height: 8' (2.1m)
Recommended Ages: 5 to 12



F5® Spiral Slide
 #81733
 ASTM Use Zone: 22'7" x 17'7" (6.9m x 5.4m)
 Recommended Ages: 5 to 12
 Platform/ASTM Fall Height: 7' (2.2m)



4' Zip Slide
 #18393
 ASTM Use Zone: 23'1" x 15'4" (7m x 4.7m)
 Recommended Ages: 2 to 5 or 5 to 12
 Platform/ASTM Fall Height: 4' (1.3m)



3' Rumble & Roll Zip Slide
 #18392
 ASTM Use Zone: 21'2" x 16'1" (6.5m x 4.9m)
 Recommended Ages: 2 to 5 or 5 to 12
 Two different wavy bedways,



Helix Tower and Slide
 #32105
 ASTM Use Zone: Varies by layout
 Recommended Ages: 5 to 12
 ASTM Fall Height: 8' (2.5m)



Helix Tower and Spiral Slide
 #32106
 ASTM Use Zone: 28'9" x 30'4" (8.8m x 9.3m)
 Recommended Ages: 5 to 12
 ASTM Fall Height: 8' (2.5m)

Slide On!
 Freestanding slides alleviate congestion on the playground, provide physical and developmental benefits and are classic favorites children enjoy.



Hillside Wave Zip Slide
 #91073
 ASTM Use Zone: 18' x 25'3" (5.5m x 7.7m)
 Recommended Ages: 5 to 12
 ASTM Fall Height: 4' (1.3m)

Hillside Rumble & Roll Zip Slide
 #91074
 ASTM Use Zone: 18' x 20'5" (5.5m x 6.2m)
 Recommended Ages: 2 to 5 or 5 to 12
 ASTM Fall Height: 4' (1.3m)



Catalyst Slide
 #32104
 ASTM Use Zone: Varies by layout
 Recommended Ages: 5 to 12
 ASTM Fall Height: 8' (2.5m)



Catalyst Slide (Helix)
 #32103
 ASTM Use Zone: 21'2" x 22'5" (6.5m x 6.9m)
 Recommended Ages: 5 to 12
 ASTM Fall Height: 8' (2.5m)



Xscape Slide
 #26126 6' (1.9m) HDPE Insert
 #26128 6' (1.9m) Steel Insert (shown)
 ASTM Use Zone: 26'4" x 17'11" (8m x 5.5m)
 #26127 8' (2.5m) HDPE Insert
 #26129 8' (2.5m) Steel Insert
 ASTM Use Zone: 29'8" x 17'11" (9m x 5.5m)
 Recommended Ages: 5 to 12
 Available with stainless steel or HDPE insert and bedway. Can also be functionally linked to an Xscape 5 to 12 system.



Stainless Steel Straight Chuter
 #8681 6' (1.9m)
 ASTM Use Zone: 28'8" x 15'4" (8.7m x 4.7m)
 #8682 8' (2.5m)
 ASTM Use Zone: 35'1" x 15'4" (10.7m x 4.7m)
 Recommended Ages: 5 to 12



8' Zip Slide
 #81738
 ASTM Use Zone: 33'4" x 16'6" (10.2m x 5m)
 Recommended Ages: 5 to 12
 Platform/ASTM Fall Height: 8' (2.5m)



7' Double Wave® Zip Slide
 #81744
 ASTM Use Zone: 30'5" x 16'6" (10.2m x 5m)
 Recommended Ages: 5 to 12
 Platform/ASTM Fall Height: 7' (2.2m)
 Two identical wavy bedways.

GT Classics

Classics stand the test of time. They have an impact on society and are iconic in form. In the case of playground equipment they're also universally loved by children and their parents and provide developmental benefits and play value. This collection of GameTime classic playground products has been a part of our heritage and of community playgrounds around the world for decades. They are an affordable way to add more play value to your park or recreation space.



Dome Climber
#655
ASTM Use Zone: 19' x 19' (5.8m x 5.8m)
Recommended Ages: 5 to 12
ASTM Fall Height: 5' (1.6m)



Challenge Rings
#6213
ASTM Use Zone: 19' x 21'7" (5.8m x 6.6m)
ASTM Fall Height: 7' (2.2m)
Recommended Ages: 5 to 12



2 Way Coaster Climber
#6487
ASTM Use Zone: 13'11" x 27'9" (4.2m x 8.2m)
Recommended Ages: 5 to 12
ASTM Fall Height: 5' (1.6m)



Health Ladder
#53
ASTM Use Zone: 13'5" x 24'6" (4.1m x 7.5m)
Recommended Ages: 5 to 12
ASTM Fall Height: 7' (2.2m)



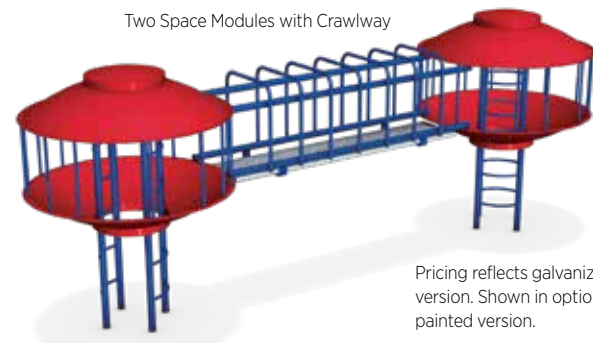
Mountain Climber
#P988
ASTM Use Zone: 19'6" x 19'6" (5.8m x 5.8m)
Recommended Ages: 5 to 12
ASTM Fall Height: 7' (2.2m)



Space Arch
#6510
ASTM Use Zone: 25'2" x 13'3" (7.7m x 4m)
Recommended Ages: 5 to 12
ASTM Fall Height: 7' (2.2m)



Space Loop
#6415
ASTM Use Zone: 25'7" x 21'10" (7.8m x 6.7m)
Recommended Ages: 5 to 12
ASTM Fall Height: 7' (2.2m)



Space Modules
#618 Space Module
ASTM Use Zone: 17'7" dia. (5.4m dia.)
#619 Space Module Crawlway
ASTM Use Zone: 17'7" (5.4m)
Recommended Ages: 5 to 12
ASTM Fall Height: 7' (2.2m)

Pricing reflects galvanized version. Shown in optional painted version.



Rainbow Arch
#3087
Recommended Ages: 2 to 5 or 5 to 12



Elevated Sandbox or Planter
#9835
Height: 2'6" (0.8m)
Recommended Ages: 2 to 5 or 5 to 12



Backhoe Diggers
#6197 Backhoe Digger (shown)
#6198 Accessible Backhoe Digger
Recommended Ages: 2 to 5 or 5 to 12
Seat available in aluminum only.



Walk the Plank
#8662 Loose Fill
ASTM Use Zone: 22'2" x 14'10" (6.8m x 4.5m)
ASTM Fall Height: 4' (1.3m)




Balance Beam
#1313 Graduated (above)
ASTM Use Zone: 22'8" x 12'11" (6.9m x 3.9m)
#564 Curved (right)
ASTM Use Zone: 21'8" x 13'6" (6.6m x 4.1m)
ASTM Fall Height: 4' (1.3m)
Recommended Ages: 2 to 5 or 5 to 12



Inchworm Climber
#8665
ASTM Use Zone: 19'4" x 13'4" (5.9m x 4.1m)
ASTM Fall Height: 4' (1.3m)
Recommended Ages: 2 to 5 or 5 to 12



Caterpillar Crawl Tube
#3310 (with horseshoe supports)
ASTM Use Zone: 14'3" x 20'7" (4.4m x 6.3m)
ASTM Fall Height: 4' (1.3m)
Recommended Ages: 2 to 5



Rotator
#1526
ASTM Use Zone: 13'11" x 13'11" (4m x 4m)
Recommended Ages: 2 to 5 or 5 to 12



Stock Car
#8658 Includes springs
ASTM Use Zone: 15'2" x 18' (4.6m x 5.5m)
Recommended Ages: 2 to 5 or 5 to 12
Also available with an optional safety belt (#8659) for use in supervised areas.



Create a playful pathway

PlayTrails is an innovative approach to infusing natural spaces with themed pockets of play to encourage families to explore neighborhood trails and greenways. Learn how your Play Trail can be recognized as a National Demonstration Site at gametime.com/nds.



Sample Play Trail Map

Play pocket 1: Welcome
Welcome Sign (1)



Play pocket 2: Tree Dwellers
Log Crawl Thru (3)
Animal Trackers, River (1)
Tree Dwellers Sign (1)



Play pocket 5: Cross trail
Talking Stump (1)



Play pocket 3: Leaves
Spinning Leaf Seat (2)
Vine Climbers (3 high, 4 low)
Leaves Fun Facts Sign (1)



Play pocket 7: Mushrooms
Spinning Mushroom (1)
Small Mushroom (6)
Mushroom Table and Chairs (3 Large, 9 Small)
Mushroom Fun Facts Sign (1)



Play pocket 6: Trees
Climbing Forest (4 low, 3 high)
Tree Fun Facts Sign (1)



Play pocket 4: Trees
Tree Stumps (5)
Talking Stump (1)
Animal Trackers, Forest (1)



Pathways for Play®: Infusing Play into Pathway Networks™ is a planning and design guide for trails and other linear environments to intentionally make these community assets more playful and attractive to children and families.



PLAY TRAILS



Rockin' Robin
 #38020 \$3,330
 ASTM Use Zone: 16' x 16' (4.9m x 4.9m)
 Recommended Ages: 2 to 5 or 5 to 12
 ASTM Fall Height: 5' (1.6m)



Whirlin' Robin
 #38205 \$4,185
 ASTM Use Zone: 17' x 17' (5.2m x 5.2m)
 Recommended Ages: 2 to 5 or 5 to 12
 ASTM Fall Height: 5' (1.6m)



Bird Fun Facts Sign
 #38059 \$960



Honeycomb
 #38007 3 Cell \$3,644
 ASTM Use Zone: 20' x 18' (6.1m x 5.5m)
 Recommended Ages: 2 to 5 or 5 to 12
 ASTM Fall Height: 4' (1.3m)
 #38008 6 Cell (above) \$7,283
 ASTM Use Zone: 20' x 20' (6.1m x 6.1m)
 Recommended Ages: 5 to 12
 ASTM Fall Height: 7' (1.4m)



Flower Talk Tube
 #38217 Ages 2 to 5 \$617
 ASTM Use Zone: Varies by design
 Price is for one talk tube, order in sets of two.




Caterpillar
 #38044 \$8,781
 ASTM Use Zone: 15'11"x29'8" (4.9x9.1m)
 Recommended Ages: 5 to 12
 ASTM Fall Height: 6' (1.9m)



Butterfly Net
 #38003 \$14,306
 ASTM Use Zone: 24'8" x 23'7" (7.5m x 7.2m)
 Recommended Ages: 2 to 5 or 5 to 12
 ASTM Fall Height: 4' (1.3m)



Bees Glass Fiber Reinforced Concrete
 #38106 on Flower (not shown) \$5,006
 #38215 w/ Legs, In-ground \$3,072
 ASTM Use Zone: Varies by design
 Recommended Ages: 2 to 5 or 5 to 12
 ASTM Fall Height: 4' (1.3m)



Flowers Glass Fiber Reinforced Concrete
 #38222 Red Petals \$535
 #38221 Blue Petals \$535
 #38220 Yellow Petals \$535
 ASTM Use Zone: Varies by design
 Recommended Ages: 2 to 5 or 5 to 12
 ASTM Fall Height: 4' (1.3m)



Bee Stepping Stones
 #38108 \$126
 Sold individually.
 Not for use inside play area.



Bee Fun Facts Sign
 #38023 \$960



Chrysalis Spinner
 #38045 \$4,278
 ASTM Use Zone: 23'3"x25' (7x7.5m)
 Recommended Ages: 2 to 5 or 5 to 12
 ASTM Fall Height: 4' (1.3m)



Butterfly Fun Facts Sign
 #38021 \$960



Spinning Mushroom
 #38012 Red \$5,306
 #38013 Green \$5,306
 #38014 Brown \$5,306
 ASTM Use Zone: 20' x 20' (6.1m x 6.1m)
 Recommended Ages: 5 to 12
 ASTM Fall Height: 7' (2.2m)



Use the large mushroom as an accessible table and the small mushrooms as seats!

Mushrooms Glass Fiber Reinforced Concrete
 #38109 Large Red - 40 1/2" high \$613
 #38219 Large Brown - 40 1/2" high \$613
 ASTM Use Zone: 15'2" x 15'4" (4.6m x 4.7m)
 Recommended Ages: 2 to 5 or 5 to 12
 ASTM Fall Height: 4' (1.3m)
 #38110 Small Red - 27 3/4" high \$535
 #38218 Small Brown - 27 3/4" high \$535
 ASTM Use Zone: 13'4" x 13'3" (4.1m x 4m)
 Recommended Ages: 2 to 5 or 5 to 12
 ASTM Fall Height: 4' (1.3m)
 Each mushroom sold separately.



Mushroom Fun Facts Sign
 #38051 \$960



Ant Hill Glass Fiber Reinforced Concrete
 #38100 \$10,124
 ASTM Use Zone: 17'3" x 17'2" (5.3m x 5.2m)
 Recommended Ages: 2 to 5 or 5 to 12
 ASTM Fall Height: 5' (1.6m)



Ants Glass Fiber Reinforced Concrete
 #38101 on Leaf (not shown) \$3,596
 #38206 w/ Legs, In-ground \$3,072
 ASTM Use Zone: Varies by design
 Recommended Ages: 2 to 5 or 5 to 12
 ASTM Fall Height: 4' (1.3m)



Ant Stepping Stones
 #38104 \$123
 Sold individually.
 Not for use in play area.



Ant Fun Facts Sign
 #38022 \$960



Inclined Web Crawler
 #38001 \$8,427
 ASTM Use Zone: 22' x 20' (6.7m x 6.1m)
 Recommended Ages: 5 to 12
 ASTM Fall Height: 6' (1.9m)



Spider Spinner
 #38030 Straight \$743
 #38056 Tilted \$743
 ASTM Use Zone: 13'4" x 13'5" (4.1m x 4.1m)
 Recommended Ages: 2 to 5 or 5 to 12
 ASTM Fall Height: 4' (1.3m)



Spider Stepping Stones
 #38114 \$123
 Sold individually.
 Not for use in play area.



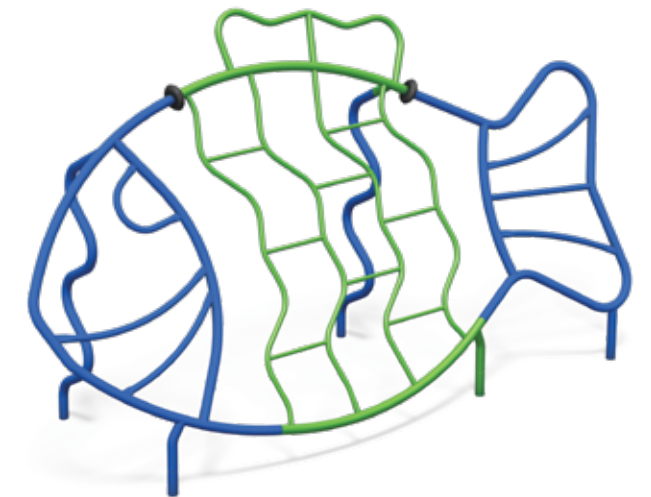
Spider Fun Facts Sign
 #38026 \$960



The Spider
 #38002 \$8,632
 ASTM Use Zone:
 24'11" x 21'7" (7.6m x 6.6m)
 Recommended Ages: 5 to 12
 ASTM Fall Height: 6' (1.9m)
 Black body net with red circle and red "silk" only.



Frog Climber
 #38004 \$12,691
 ASTM Use Zone: 19'11" x 22'9" (6.1m x 6.9m)
 Recommended Ages: 2 to 5 or 5 to 12
 ASTM Fall Height: 5' (1.6m)
 Green net body and red net "tongue" only.



Clown Fish Climber
 #38224 \$4,241
 ASTM Use Zone: 17' x 26'11" (5.2m x 8.2m)
 Recommended Ages: 5 to 12
 ASTM Fall Height: 8' (2.5m)
 Available in any combination of our metal colors.



The Dragonfly
 #38000 \$5,102
 ASTM Use Zone: 18'3" x 21" (5.6m x 6.4m)
 Recommended Ages: 2 to 5 or 5 to 12
 ASTM Fall Height: 4' (1.2)



Cattail Spinner
 #38208 \$2,467
 ASTM Use Zone: 13'4" x 13'4" (4.1m x 4.1m)
 Recommended Ages: 2 to 5 or 5 to 12
 ASTM Fall Height: 4' (1.3m)



Turtle Spinner
 #38029 \$726
 ASTM Use Zone: 14' x 14' (4.2m x 4.2m)
 Recommended Ages: 2 to 5 or 5 to 12
 ASTM Fall Height: 4' (1.3m)



Pond Fun Facts Sign
 #38024 \$960



Tree Swing
Glass Fiber Reinforced Concrete
#38115 \$6,723
ASTM Use Zone: 24' x 31' (7.3m x 9.5m)
Recommended Ages: 2 to 5 or 5 to 12
ASTM Fall Height: 8' (2.5m)
Swing seats sold separately.



Vine Climbers
#38010 Vine Climber Low \$1,685
#38011 Vine Climber High \$3,040
ASTM Use Zone: Varies by design
Recommended Ages:
Low: 2 to 5 High: 5 to 12
ASTM Fall Height: Varies by design
Each sold separately.



Log Crawl Thru
Glass Fiber Reinforced Concrete
#38112 \$5,748
ASTM Use Zone: 19' x 16' (5.7m x 4.9m)
Recommended Ages: 2 to 5 or 5 to 12
ASTM Fall Height: 4' (1.3m) Length: 6' (1.9m)



Forked Log Balance Beam
Glass Fiber Reinforced Concrete
#38233 \$3,408
ASTM Use Zone: 20' x 16' (6.1m x 4.9m)
Recommended Ages: 2 to 5 or 5 to 12
ASTM Fall Height: 4' (1.3m)



Log Balance Beam
Glass Fiber Reinforced Concrete
#38230 \$2,370
ASTM Use Zone: 20'1" x 12'9" (6.1m x 3.9m)
Recommended Ages: 2 to 5 or 5 to 12
ASTM Fall Height: 4' (1.3m)



Tree Stump Table
Glass Fiber Reinforced Concrete
#38223 \$736
ASTM Use Zone: 13'4" x 13'6" (4.1m x 4.1m)
Recommended Ages: 2 to 5 or 5 to 12
ASTM Fall Height: 4' (1.3m)
Tree Stump seats sold separately.

Create a fun seating area with one tree stump table and two or more tree stumps!



Tree Stump
Glass Fiber Reinforced Concrete
#38111 \$643
ASTM Use Zone: 14' x 14' (4.2m x 4.2m)
Recommended Ages: 2 to 5 or 5 to 12
ASTM Fall Height: 4' (1.3m)
Price shown is for one tree stump.



Tree Climbers
#38019 Small Tree \$2,613
ASTM Use Zone: 15' x 15' (4.6m x 4.6m)
Recommended Ages: 5 to 12
ASTM Fall Height: 5' (1.6m)
#38031 Large Tree \$2,931
ASTM Use Zone: 15' x 15' (4.6m x 4.6m)
Recommended Ages: 5 to 12
ASTM Fall Height: 6' (1.9m)

Each climber sold separately.



Spinning Leaf Seat
#38009 Straight \$744
#38055 Tilted \$744
ASTM Use Zone: 13'8" x 13'9" (4.2m x 4.2m)
Recommended Ages: 2 to 5 or 5 to 12
ASTM Fall Height: 4' (1.3m)



Sound Panels
#38053 Animal Trackers-Forest \$2,010
Gray Wolf, Black Bear, Raccoon, Mountain Lion
#38052 Animal Trackers-River \$2,222
Alligator, Grizzly Bear, Bald Eagle, River Otter
#38066 Sounds of Water \$2,338
Rain, Waterfall, Creek, Splashing



Leaves Fun Facts Sign
#38050 \$960



Tree Dwellers Fun Facts Sign
#38025 \$960



Talking Stump
Glass Fiber Reinforced Concrete
#38113 \$1,962
Talk into one and your voice is heard in the other! Each sold separately.



Trees Fun Facts Sign
#38049 \$960

RockScape® Climbers

- #7081 5'6" Arch \$8,135
ASTM Use Zone: 24'2" x 15'10" (7.4m x 4.8m)
- #7082 7'6" Arch \$13,743
ASTM Use Zone: 27'6" x 16'10" (8.4m x 5.1m)
- #7086 Vertical Rock \$3,275
ASTM Use Zone: 15'7" x 16'8" (4.8m x 5.1m)
- #7087 Arch Rock \$3,347
ASTM Use Zone: 13'7" x 13'2" (4.1m x 4m)
- #7088 Rock Step \$263
ASTM Use Zone: 13'7" x 12'11" (4.1m x 4m)



Log Balance Beam

- #38230 (two shown, sold separately) \$2,370
- Recommended Ages: 2 to 5 or 5 to 12
- ASTM Fall Height: 4' (1.3m)



Fossil Find Sand Table

- #38103 \$4,501
- Recommended Ages: 2 to 5 or 5 to 12

Mountain Rocks

- #38228 Plateau Boulder (shown) \$3,208
- #38229 Pinnacle Boulder (shown) \$4,703
- #38227 Square Boulder (shown) \$3,339
- #38226 Dome Boulder (shown) \$2,951
- #38225 Hopper Rock \$833

Recommended Ages: 2 to 5 or 5 to 12
ASTM Fall Height: 4' (1.3m)



Rocks Fun Facts Sign

- #38062 \$960



Download more activities for the Play Trail at gametime.com/playtrails.



Nature Bench

- #38043 \$1,656



Nature Bike Rack

- #38054 Standard (shown) \$375
- #38065 Large \$492



Way Find Sign

- #38028 \$171
- For use along the trail to indicate location of a Play Pocket that's hidden from view.



Other Signs

- #38027 Welcome Sign \$960
- #38064 Custom Trail Map Sign \$1,626*
- *Camera-ready artwork must be provided at time of order or additional charges apply.



Bugs Fun Facts Sign

- #38063 \$960



Habitats Fun Facts Sign

- #38060 \$960

Beyond the Trail!


Use Play Trail products to add nature-themed play and education to a playground!





Active families for life

Creating outdoor places for older children and adults is essential to improving the health and wellness of a community. GameTime offers a wide range of outdoor fitness products to appeal to people of all fitness levels and abilities.



Learn the benefits of adding outdoor gyms to your community with our Outdoor Adult Fitness Parks program guide, which contains best practice guidelines for working through a fitness park build initiative. Fitness parks designed using these best practices are eligible for recognition as a National Demonstration Site, data collection and community vitality reports. Learn more at gametime.com/nds



THRIVE 450 p202

Compact, functional fitness system accommodates multiple users at once and provides a full body workout for adults of all fitness levels.


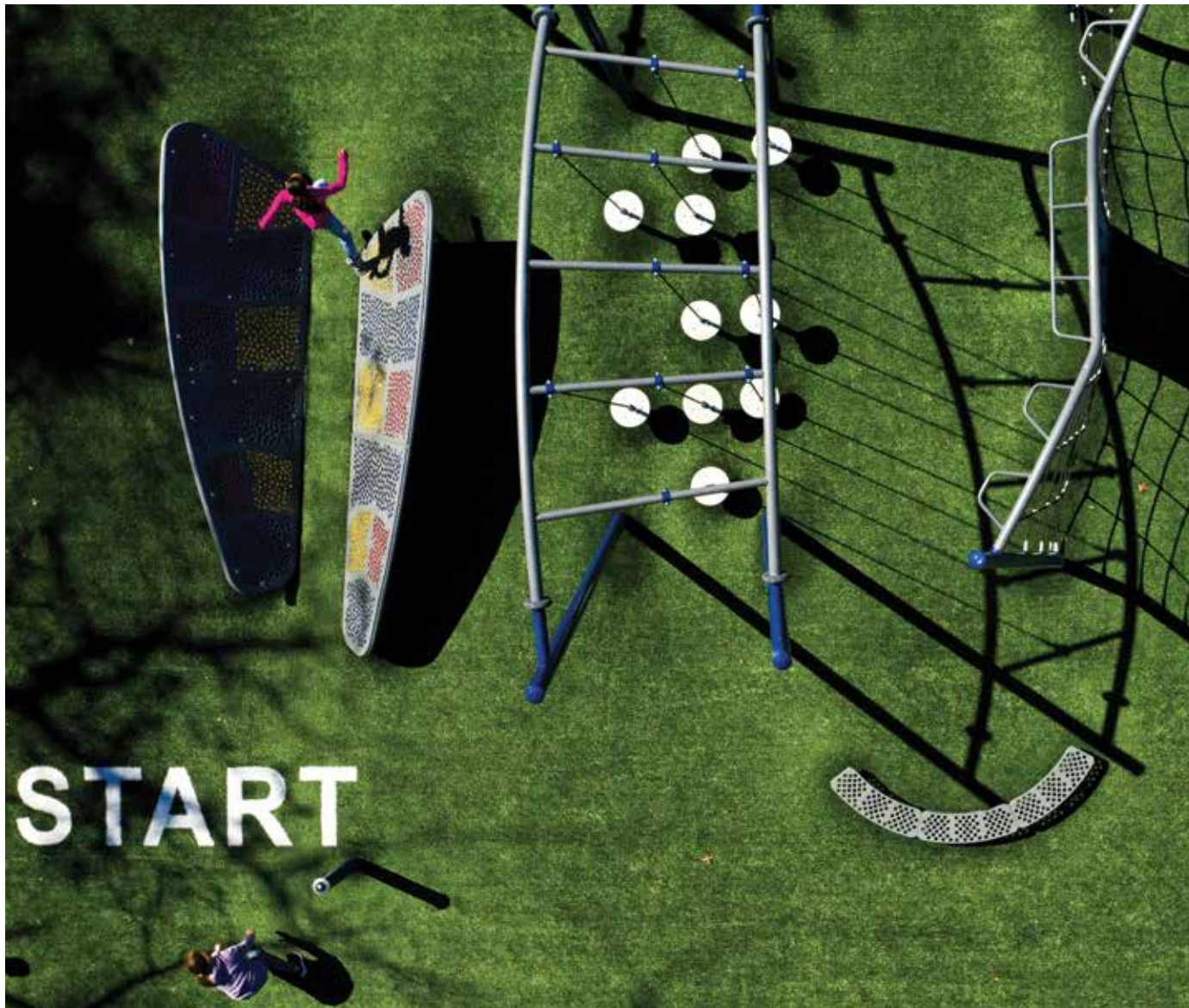
OUTDOOR FITNESS



David Carnes Park

Memphis, Tennessee

The Challenge Course at David Carnes Park is a National Demonstration Site for Outdoor Adult Fitness. It includes a Pro 4000 course with timing system and a 40-yard dash. Together, they create a fun, competitive fitness space for families.





Schaper Park

Golden Valley, Minnesota

With a two-lane 40-yard dash, professional grade synthetic turf and precision timing systems, the Challenge Course at Schaper Park is an exciting community destination for better health and wellness.





Bruns Academy

Charlotte, North Carolina

Designed to meet the standards for children's playground equipment, Challenge Course Youth is ideal for elementary and middle schools who want to create additional options for older children to play and stay active. Installed with affordable EWF surfacing, the course has become part of the school's regular PE program and is a favorite destination for students.



Design Your Own Course



Core



Ninja Steps
 #13653 Pro (shown) \$13,548
 ASTM Use Zone: 17'6" x 13'3" (5.3m x 4m)
 Recommended Ages: 13 and up
 Fall Height: 4' (1.2m)
 #13654 Youth \$8,922
 ASTM Use Zone: 23'4" x 19'2" (7.1m x 5.8m)
 Recommended Ages: 5 to 12
 Fall Height: 4' (1.2m)



Vault Walls
 #13655 Pro \$3,408
 ASTM Use Zone: 14'11" x 6'3" (4.6m x 1.9m)
 Recommended Ages: 13 and up
 Fall Height: 6' (1.8m)
 #13655 Youth \$3,408
 ASTM Use Zone: 20'11" x 12'3" (6.4m x 3.7m)
 Recommended Ages: 5 to 12
 Fall Height: 6' (1.8m)
 Sold individually.

Balance

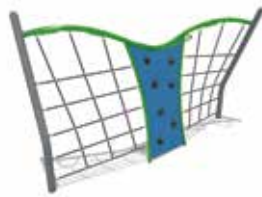


Sway Steps
 #13658 Pro (shown) \$19,516
 ASTM Use Zone: 24' x 11'8" (7.3m x 3.6m)
 Recommended Ages: 13 and up
 Fall Height: 10' (3m)
 #13659 Youth \$15,851
 ASTM Use Zone: 28'5" x 17'8" (8.7m x 5.4m)
 Recommended Ages: 5 to 12
 Fall Height: 10' (3m)



Agility Pods
 #13662 Pro \$3,069
 ASTM Use Zone: 15'7" x 9'8" (4.8m x 3m)
 Recommended Ages: 13 and up
 Fall Height: 4' (1.2m)
 #13663 Youth \$3,069
 ASTM Use Zone: 21'7" x 15'8" (6.6m x 4.8m)
 Recommended Ages: 5 to 12
 Fall Height: 4' (1.2m)
 Sold in sets of 7 as shown above.

Muscle



Traverse Wall
 #13603 Pro (shown) \$12,181
 ASTM Use Zone: 16'5" x 5'9" (5m x 1.8m)
 Recommended Ages: 13 and up
 Fall Height: 10' (3m)
 #13617 Youth (photo) \$8,031
 ASTM Use Zone: 24'4" x 16'3" (7.4m x 5m)
 Recommended Ages: 5 to 12
 Fall Height: 8' (2.4m)



Climb the Ladder
 #13664 Pro (shown) \$4,611
 ASTM Use Zone: 22'11" x 16'3" (7m x 5m)
 Recommended Ages: 13 and up
 Fall Height: 10' (3m)
 #13665 Youth \$3,412
 ASTM Use Zone: 22'11" x 16'3" (7m x 5m)
 Recommended Ages: 5 to 12
 Fall Height: 8' (2.4m)



Up & Over
 #13619 Pro \$5,426
 ASTM Use Zone: 11'5" x 9'5" (3.5m x 2.9m)
 Recommended Ages: 13 and up
 Fall Height: 8' (2.4m)
 #13614 Youth \$3,994
 ASTM Use Zone: 17'5" x 14'9" (5.3m x 4.5m)
 Recommended Ages: 5 to 12
 Fall Height: 7' (2.1m)



U-Turn Ramp
 #13652 Pro \$9,048
 ASTM Use Zone: 17'6" x 13'3" (5.3m x 4m)
 Recommended Ages: 13 and up
 Fall Height: 5' (1.5m)
 #13652 Youth \$9,048
 ASTM Use Zone: 23'6" x 19'3" (7.2m x 5.9m)
 Recommended Ages: 5 to 12
 Fall Height: 5' (1.5m)



Balance Walk
 #13615 Pro \$2,603
 ASTM Use Zone: 13'8" x 8'7" (4.2m x 2.6m)
 Recommended Ages: 13 and up
 Fall Height: 4' (1.2m)
 #13615 Youth \$2,603
 ASTM Use Zone: 19'8" x 14'7" (6m x 4.4m)
 Recommended Ages: 5 to 12
 Fall Height: 4' (1.2m)



Agility Trainers
 #13608 Pro \$3,185
 ASTM Use Zone: 7'4" x 7'4" (2.3m x 2.3m)
 Recommended Ages: 13 and up
 Fall Height: 4' (1.2m)
 #13608 Youth \$3,185
 ASTM Use Zone: 13'4" x 13'4" (4.1m x 4.1m)
 Recommended Ages: 5 to 12
 Fall Height: 4' (1.2m)
 Sold individually.



Floating Boards
 #13656 Pro (shown) \$14,585
 ASTM Use Zone: 24' x 11'10" (7.3m x 3.6m)
 Recommended Ages: 13 and up
 Fall Height: 10' (3m)
 #13657 Youth \$11,962
 ASTM Use Zone: 28'5" x 17'8" (8.7m x 5.4m)
 Recommended Ages: 5 to 12
 Fall Height: 10' (3m)



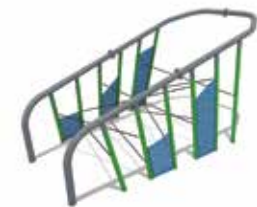
Travel Wall (Pro)
 #13666 \$17,267
 ASTM Use Zone: 23'11" x 20'4" (7.3m x 6.2m)
 Recommended Ages: 13 and up
 Fall Height: 8' (2.4m)



Travel Wall (Youth)
 #13667 \$10,753
 ASTM Use Zone: 26'1" x 16'2" (8m x 4.9m)
 Recommended Ages: 5 to 12
 Fall Height: 6' (1.8m)



With the ability to design a course any way you like, the only limit is your own imagination!



Corridor
 #13660 Pro \$16,340
 ASTM Use Zone: 24'8" x 16'10" (7.5m x 5.1m)
 Recommended Ages: 13 and up
 Fall Height: 10' (3m)
 #13661 Youth \$12,812
 ASTM Use Zone: 26' x 20'10" (7.9m x 6.4m)
 Recommended Ages: 5 to 12
 Fall Height: 10' (3m)

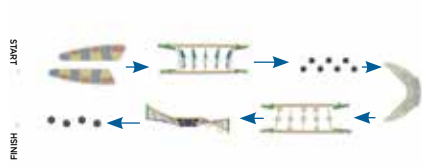
Design tips

All Challenge Course components involve Aerobic exercise. Select components from each of the four categories to ensure a well-rounded fitness program.

Courses designed with a minimum of five Pro Series components (with at least one component from every category) are eligible for National Demonstration Site status.

Flexibility

Preconfigured Courses

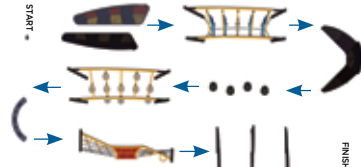


Youth 3000
#13645 \$63,526

ASTM Use Zone: 33' x 81' (10.1m x 24.7m)
Ages: 5 to 12

Pro 3000
#13642 \$77,629

ASTM Use Zone: 30' x 89' (9.1m x 27.1m)
Ages: 13 and up

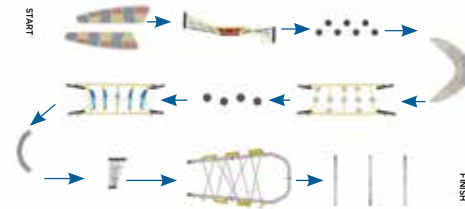


Youth 4000
#13646 \$71,972

ASTM Use Zone: 51' x 66' (15.4m x 20.1m)
Ages: 5 to 12

Pro 4000
#13643 \$82,367

ASTM Use Zone: 43' x 74' (13.1m x 22.6m)
Ages: 13 and up



Youth 5000
#13647 \$90,824

ASTM Use Zone: 52' x 88' (15.9m x 26.8m)
Ages: 5 to 12

Pro 5000
#13644 \$107,587

ASTM Use Zone: 49' x 94' (14.9m x 28.7m)
Ages: 13 and up

1. Choose Your Course

Select the Challenge Course model that fits your space. Model numbers correspond to the approximate square footage required (i.e. 3000 series requires 3,000 square feet).

2. Youth or Pro

Select the series that is appropriate for your users. Challenge Course Youth is designed to meet playground equipment standards for users ages 5-12. Challenge Course Pro is designed for older users, ages 13 and up.

3. Select Surfacing

GameTime offers three surfacing options for your Challenge Course: GTImpax synthetic turf, poured in place rubber or engineered wood fiber (EWF).

4. Level Up

Choose accessories like timing systems or a 40 Yard Dash to complete your course!

Youth



- Designed for ages 5 to 12
- Compliant with standards for playground equipment
- Perfect for schools and youth organizations

Pro



- Designed for ages 13+
- Aligns with standards for adult fitness
- Perfect for parks and greenspaces
- Qualifies as a National Demonstration Site



40-Yard Dash

Add a single or double lane 40-yard dash with precision timing system for fun and friendly competition. It's perfect for all ages and 100% accessible.

Double Lane **Call for Price***

*Price is for scoreboard and timing system only. Synthetic turf sold separately.

Pro-Level Timing Systems

GameTime offers a turnkey approach to designing and installing your Challenge Course with professional-grade timing systems.

Call for Price



Turf


Professional-grade, synthetic turf. Logo and branding options available.

Site Surfacing



Poured Rubber

Highly accessible. Available with custom graphics (not available for 40-yard dash).



Wood Fiber

Affordable course surfacing option (not available for 40-yard dash).



Instructional Signs

Add an instructional sign that illustrates how to navigate the course, describes the use of each challenge and outlines its benefits.

Signs can be customized with city seals, school logos or corporate branding to make your community Challenge Course a unique destination.

#13628 Standard Sign \$1,879

#13629 Custom Sign \$2,189



Virginia Tech University

Blacksburg, Virginia

As part of an all-new and comprehensive outdoor recreation space at Virginia Tech University, **THRIVE 900** provides students and faculty with a wide range of fitness and training opportunities in a compact space. With 20 fitness stations, there's plenty of room for multiple users at once.





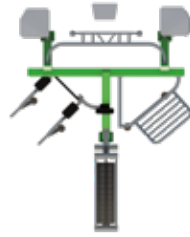
Pioneer Park

Chattanooga, Tennessee

Combining 10 different fitness stations into a single compact design, **THRIVE 450** makes it fun and easy for individuals or groups to exercise outdoors. In only 450 square feet of space, you can provide a full range of exercises that provide a whole-body workout for users ages 13 and up.



THRIVE 250




#14911 **\$10,421**

ASTM Use Zone: 21' x 19' (6.4m x 5.8m)
Ages: 13 and up

Training Stations:

Step-Up Platforms (12" and 18")
Swedish Ladder
Decline Sit-Up Bench
Variable Pull-Up Station

THRIVE 900



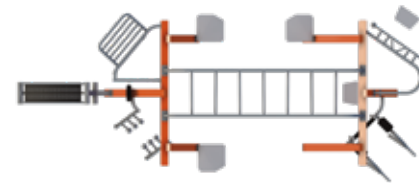
#14913 **\$47,053**

ASTM Use Zone: 42' x 37' (12.8m x 11.3m)
Ages: 13 and up

Training Stations:

Step-Up Platforms (12", 18", and 24")
Cardio Step Ball Slam Station
Variable Pull-Up Station
Variable Push-Up Station
Variable Press
Variable Monkey Bars
Variable Row Station
Inverted Cargo Climb
Gymnast Bar
Gymnast Rings
Variable Overhead Rings and Lateral Traverse
Swedish Ladder
Slackline Station
Decline Sit-Up Bench
Knee-Lift Dip Station
Medicine Ball Throw Station
Rope Ladder
Dual Ropes

THRIVE 450



#14912 **\$21,210**

ASTM Use Zone: 32' x 19' (9.8m x 5.8m)
Ages: 13 and up



Training Stations:

Step-Up Platforms (12", 18", and 24")
Variable Pull-Up Station
Variable Push-Up Station
Variable Press
Variable Monkey Bars
Swedish Ladder
Decline Sit-Up Bench
Knee-Lift Dip Station

THRIVE SIGN




Each THRIVE system includes a label with a QR code users can scan to view instructional videos. You can also select a THRIVE instructional sign to install near your system to help users maximize their THRIVE experience.



Trainer-designed workout programs are available for beginner, intermediate and advanced users for each of our THRIVE systems. View and download at gametime.com/thrive

THRIVE SHADE



#14932 **\$3,599**



With integrated shade options for THRIVE, you can make the outdoor fitness experience more comfortable so people exercise for longer periods of time. Order a single shade for THRIVE 250, two shades for THRIVE 450 or three shades for THRIVE 900 to maximize UV-protection.



Ken Malloy Regional Park

Los Angeles, California

From beginners to advanced athletes, the park offers opportunities for adults to train alone or in a group setting outdoors. Help your community achieve its health and wellness goals with GTfit!





David Carnes Park

Memphis, Tennessee

This fitness trail includes five fitness stations for adults of all fitness levels and abilities. It features accessible, inclusive products, as well as therapeutic products designed for adults who need additional support for balance and flexibility.





Complete your playspace

Select playground surfacing, benches, tables, litter receptacles and more to make your playground a community destination.



Sand Dollar Shade p214

Add a signature style while offering protection from the sun's rays with our architecturally-inspired Sand Dollar Shade structures.



Leaf Bench p216

Add functional and fun seating options to complement your playground.

SITE ACCESSORIES



Poured in Place Recycled Rubber

- Ideal for themed graphics to add play value and color
- Unitary and highly accessible
- 2-layer system customized to meet equipment's fall height requirements



Recycled Bonded Rubber

- Rubber is 100% recycled
- Natural look of loose fill surfacing without the disadvantages of displacement
- Single layer installation
- Recommended for playgrounds and trailways



Synthetic Turf

- Drains quickly for drier play conditions
- Ideal for playgrounds, dog parks and recreational common areas
- Low maintenance requirements
- Optional Enviro-Fill™, made with Microban®, to help fight the spread of bacteria



GT Impax Wear Mats

- #209426 36" x 36" x 3/4"
- #161292 44" x 48" x 1"
- Helps maintain unitary surfaces in heavy traffic areas where tears and holes can occur
- Protects loose fill surfacing resulting in a safer and more inclusive playground environment
- Can ship with playground equipment for freight cost savings
- NEW CIRCULAR SPINNER WEAR MATS NOW AVAILABLE -CALL FOR PRICING



Geotextile Fabric

- #161290 2250 square foot roll
- #161291 1125 square foot roll
- Helps prevent clogging of drainage systems for longer use of engineered wood fiber (EWF) and shredded rubber installations
- Keeps surfacing in place resulting in less maintenance
- Installed between soil and loose fill surfaces to assist in blockage of unwanted plant growth and to slow decomposition
- Ships with playground equipment for freight savings



Geocomposite Drainage System

- #161294 150' roll
- Self-contained and pre-assembled pieces cut installation costs
- Reduced installation time allows more budget for equipment
- Provides groundwater drawdown for extended use with less maintenance
- Combines polypropylene geotextile and a strong polyethylene core for long term performance
- Ships with playground equipment for freight cost savings



Recycled Rubber Interlocking Tiles

- Great for play and fitness spaces
- Interlocking design to ensure installation accuracy and security
- Design capabilities for branding
- Highly accessible surfacing option



Recycled Loose Fill Rubber

- One of the highest fall attenuation ratings
- Soft to the touch and certified 99.99% metal-free
- Mold and insect resistant



Engineered Wood Fiber

- Provides proper fall attenuation when compacted
- Lowest installation cost
- Easily installed by volunteers
- Attractive, natural look



Rubber PlayCurbs

Rubber Flex Curbs are great for finishing your surfacing installation. Available in multiple colors and designs. Perfect for both loose fill and unitary installations.

Made from Recycled Materials

Pricing available upon request.



PlayCurb 4' Straight PlayCurb

- #4862 12" (0.3m) High (Recycled)
 - #4850 8" (0.2m) High (Recycled)
- Each PlayCurb includes one galvanized stake.

Because of the recycled PlayCurb's plastic content and its unique environmentally friendly manufacturing process, slight color variations can be expected. Therefore, color match is not guaranteed from curb to curb and some slight variation from color sample shown should be expected.



PlayCurb Adapter

- #4852 Left #4853 Right (Recycled)
- Joins our 8" and 12" high PlayCurbs to accommodate multiple critical fall heights within a playground.

#3785 Stake Package

PlayCurb End Caps

- #4863 12" High Recycled
- #6215 8" High Recycled



Check out our Strong Foundations surfacing Guide from PlayCore.

For more information visit playcore.com/programs/strong-foundations.

Add some color!

Our surfacing options come in a wide array of colors. Choose a hue that complements your play system. See options at gametime.com/surfacing.



Accessible PlayCurb

- #4854 Recycled (shown)
 - #4858 Recycled w/ Adapters
- For use with 8" high curbs. This patented design affords smooth access to any playground without releasing vital safety surfacing. Add our PlayCurb Adapter for use with both 8" and 12" high PlayCurb systems.



Nature Curbs Nature Curbs & Adapters

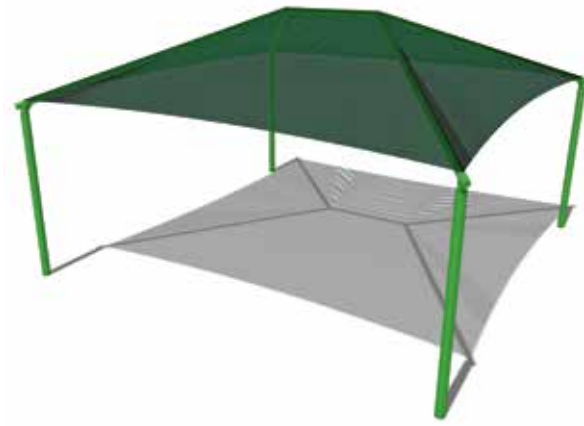
- #38015 4' Long
 - #38016 Adapter Left
 - #38017 Adapter Right
- Each Nature Curb includes one galvanized stake.

Make sure your surface lasts! Ask your GT Impax Representative about preventative maintenance and repair services for existing surfaces. Purchase service programs tailored to your new play system's surface.



Hexagon Hip

| | 8' (2.4m) | 10' (3.0m) | 12' (3.6m) |
|------------------------------|----------------------------------|----------------------------------|----------------------------------|
| 20' x 20' (6.1m x 6.1m) | QRI125 \$5,776 | QRI133 \$6,590 | QRI141 \$6,885 |
| 26' x 26' (7.9m x 7.9m) | QRI127 \$7,563 | QRI135 \$8,704 | QRI143 \$9,104 |
| 30' x 30' (9.1m x 9.1m) | QRI129 \$8,947 | QRI137 \$9,524 | QRI145 \$11,040 |
| 38' x 38' (11.6m x 11.6m) | QRI131 \$11,538 | QRI139 \$12,145 | QRI147 \$14,673 |
| 40' x 40' (12.2m x 12.2m) | QRI132 \$12,300 | QRI140 \$12,906 | QRI148 \$15,435 |



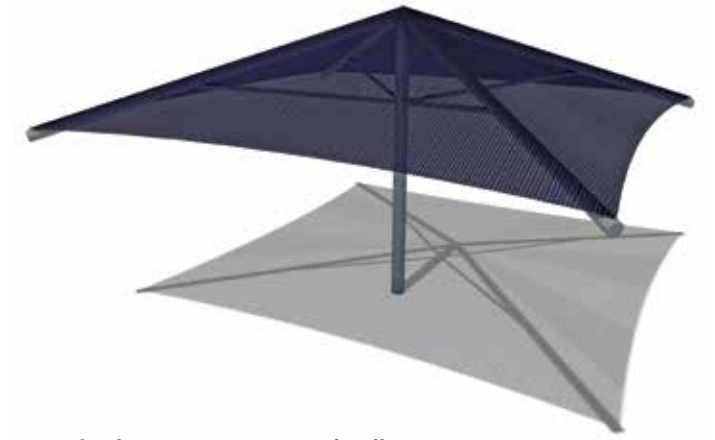
Square Hip

| | 8' (2.4m) | 10' (3.0m) | 12' (3.6m) |
|----------------------------|---------------------------------|---------------------------------|---------------------------------|
| 20' x 20' (6.1m x 6.1m) | QRI006 \$4,552 | QRI017 \$5,314 | QRI025 \$5,579 |
| 22' x 22' (6.7m x 6.7m) | QRI007 \$4,690 | QRI018 \$5,452 | QRI026 \$5,718 |
| 26' x 26' (7.9m x 7.9m) | QRI009 \$6,574 | QRI020 \$7,025 | QRI028 \$7,965 |
| 28' x 28' (8.5m x 8.5m) | QRI010 \$6,737 | QRI021 \$7,190 | QRI029 \$8,129 |
| 30' x 30' (9.1m x 9.1m) | QRI011 \$7,326 | QRI022 \$8,242 | QRI030 \$9,921 |



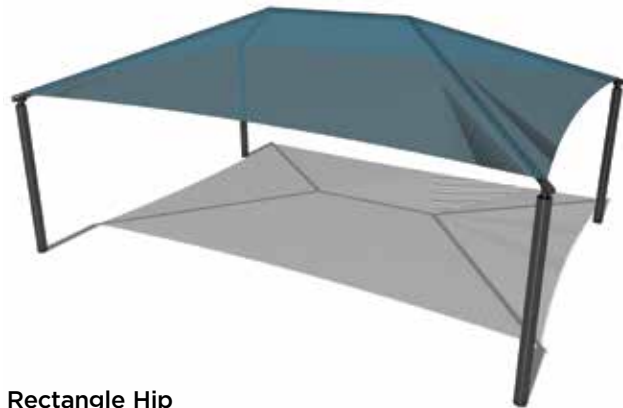
Single Post Hex Umbrella

| | 8' (2.4m) | 10' (3.0m) |
|----------------------------|---------------------------------|---------------------------------|
| 12' x 12' (3.6m x 3.6m) | QRI150 \$3,384 | QRI160 \$3,422 |
| 14' x 14' (4.3m x 4.3m) | QRI151 \$3,534 | QRI161 \$3,681 |
| 18' x 18' (5.5m x 5.5m) | QRI153 \$4,562 | QRI163 \$4,626 |
| 22' x 22' (6.7m x 6.7m) | QRI155 \$6,183 | QRI165 \$6,299 |
| 24' x 24' (7.3m x 7.3m) | QRI156 \$6,585 | QRI166 \$6,736 |



Single Post Square Umbrella

| | 8' (2.4m) | 10' (3.0m) |
|----------------------------|---------------------------------|---------------------------------|
| 12' x 12' (3.6m x 3.6m) | QRI110 \$3,091 | QRI118 \$3,116 |
| 14' x 14' (4.3m x 4.3m) | QRI111 \$3,471 | QRI119 \$3,529 |
| 18' x 18' (5.5m x 5.5m) | QRI113 \$4,341 | QRI121 \$4,421 |
| 22' x 22' (6.7m x 6.7m) | QRI115 \$6,298 | QRI123 \$6,447 |
| 24' x 24' (7.3m x 7.3m) | QRI116 \$7,636 | QRI124 \$7,754 |



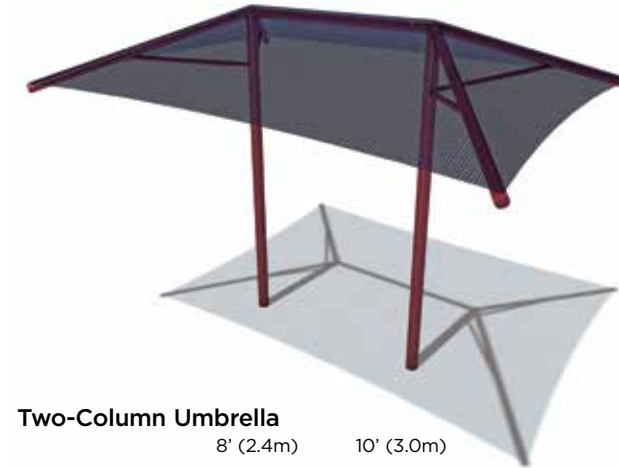
Rectangle Hip

| | 8' (2.4m) | 10' (3.0m) | 12' (3.6m) |
|-----------------------------|---------------------------------|---------------------------------|---------------------------------|
| 20' x 24' (6.1m x 6.7m) | QRI044 \$4,734 | QRI070 \$5,498 | QRI096 \$5,775 |
| 20' x 30' (6.1m x 9.1m) | QRI046 \$5,974 | QRI072 \$6,426 | QRI098 \$7,365 |
| 24' x 30' (7.3m x 9.1m) | QRI050 \$6,381 | QRI076 \$6,831 | QRI102 \$7,773 |
| 24' x 40' (7.3m x 12.2m) | QRI053 \$7,464 | QRI079 \$8,279 | QRI105 \$9,938 |
| 28' x 30' (8.5m x 9.1m) | QRI054 \$6,942 | QRI080 \$7,860 | QRI106 \$9,542 |



Rectangle Hip - Additional Entry Heights

| | 14' (4.3m) |
|-----------------------------|----------------------------------|
| 25' x 30' (7.6m x 9.1m) | QRI386 \$9,018 |
| 30' x 35' (9.1m x 10.7m) | QRI387 \$12,113 |



Two-Column Umbrella

| | 8' (2.4m) | 10' (3.0m) |
|----------------------------|---------------------------------|---------------------------------|
| 16' x 12' (4.9m x 3.6m) | QRI169 \$3,620 | QRI175 \$3,966 |
| 20' x 10' (6.1m x 3.0m) | QRI171 \$4,274 | QRI177 \$4,400 |
| 20' x 12' (6.1m x 3.6m) | QRI172 \$4,286 | QRI178 \$4,688 |
| 20' x 14' (6.1m x 4.3m) | QRI173 \$4,378 | QRI179 \$4,786 |
| 24' x 14' (7.3m x 4.3m) | QRI174 \$4,733 | QRI180 \$4,860 |



Cantilever Umbrella

| | 8' (2.4m) | 10' (3.0m) | 12' (3.6m) |
|----------------------------|---------------------------------|---------------------------------|---------------------------------|
| 12' x 12' (3.6m x 3.6m) | QRI183 \$3,734 | QRI191 \$3,791 | QRI199 \$3,986 |
| 14' x 14' (4.3m x 4.3m) | QRI184 \$4,112 | QRI192 \$4,178 | QRI200 \$4,244 |
| 16' x 16' (4.9m x 4.9m) | QRI186 \$4,301 | QRI194 \$4,504 | QRI202 \$4,588 |
| 18' x 18' (5.5m x 5.5m) | QRI187 \$4,897 | QRI195 \$5,001 | QRI203 \$5,104 |
| 20' x 20' (6.1m x 6.1m) | QRI188 \$5,349 | QRI196 \$5,494 | QRI204 \$5,639 |



Quad Sails

8' (2.4m)

10' x 10' **QRI389**
(3.0m x 3.0m) **\$4,486**

20' x 20' **QRI390**
(6.1m x 6.1m) **\$9,084**

30' x 30' **QRI391**
(9.1m x 9.1m) **\$15,368**

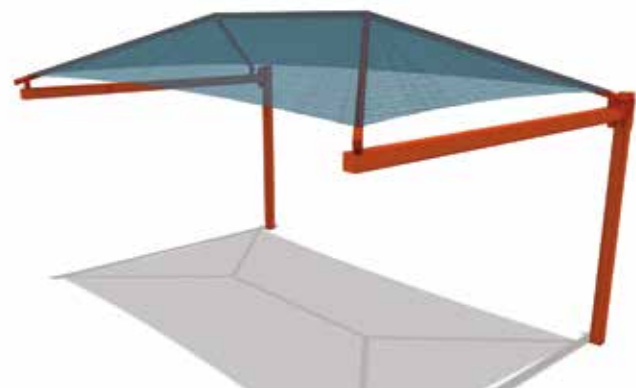


Sand Dollar Sails

8' (2.4m)

20' x 20' **QRI400**
(6.1m x 6.1m) **\$11,636**

36' x 36' **QRI401**
(11m x 11m) **\$18,362**



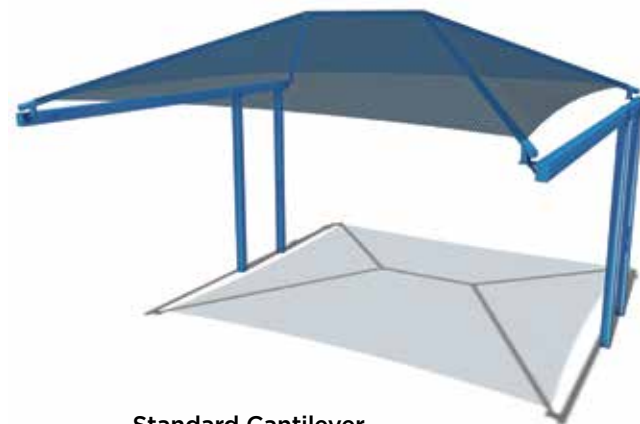
Hanging Cantilever

8' (2.4m)

20' x 10' **QRI394**
(6.1m x 3.0m) **\$3,541**

20' x 12' **QRI395**
(6.1m x 3.6m) **\$4,040**

24' x 14' **QRI396**
(7.3m x 4.3m) **\$4,920**



Standard Cantilever

9' (2.7m)

20' x 18' **QRI205**
(6.2m x 5.5m) **\$7,001**

27' x 18' **QRI206**
(8.2m x 5.5m) **\$7,437**

10' (3.0m)

QRI207
\$7,438

QRI208
\$7,596





Tuffclad Benches
 #28008 6' Bench (1.8m) Portable \$721
 #28009 6' Bench (1.8m) In-ground (Shown) \$685
 10" (25cm) deep seat and backrest. 6' and 8' lengths available portable, in-ground or surface mounted.




Tuffclad Seats (Without Back)
 #28002 6' (1.8m) Portable (Shown) \$393
 Seats and benches include heavy-duty 2-3/8" galvanized tube frames with 1-1/16" stretcher pipes and 1/8" thick steel attachment straps. 6' and 8' lengths available portable, in-ground or surface mounted




Music Bench (2 3/8" frames)
 #28051 6' (1.8m) In-ground \$805
 Features musical notes to "Hot Cross Buns." Available portable, in-ground or surface mounted.




Timbers Straight Leg Bench
 #1820 \$623
 Recycled plastic lumber complements your PowerScape or PrimeTime Timbers play system




Timbers Portable Bench
 #1821 \$677
 Recycled plastic lumber complements your PowerScape or PrimeTime Timbers play system

Have a seat

GameTime seats and benches make any play and recreation space a more comfortable place to be. All of our site accessories are constructed of durable materials and backed by the industry's leading warranty.



Bug Bench
 #38214 \$798
 Add to a PlayTrail or nature-themed play area for a playful seating option.



Leaf Bench
 #38213 Leaf \$798
 Laser cut seat back features leaf shapes to complement a nature-themed play area or Play Trail forest pocket.



Pond Bench
 #38212 \$803
 Add a playful and nature-inspired touch to your playground or pond life Play Trail pocket.



Split Log Bench (GRFC)
 #38231 \$2,138



Sway Bench
 #28028 \$1,552
 Includes 3-1/2" diameter support posts and punched steel swing seat. This product is not designed for use in children's play areas.



Playmates Bench
 #28043 Elephant Bench-Surface Mount \$902
 #28045 Gorilla Bench-Surface Mount \$1,056



#PR4056
Two Leg Portable Bench
 #P4056 6' (1.8m) Douglas Fir \$483
 #P4068 8' (2.4m) Douglas Fir \$775
 #P252 6' (1.8m) Aluminum (Painted) \$906
 #P253 8' (2.4m) Aluminum (Painted) \$1,004
 #PR4056 6' (1.8m) Redwood \$911
 All product #s also available w/ galvanized option.



#P4067
Straight Leg Park Bench
 #P4066 6' (1.8m) Douglas Fir \$436
 #P4067 8' (2.4m) Douglas Fir \$724
 #PR4066 6' (1.8m) Redwood \$863
 All product #s also available w/ galvanized option.



Welded Leg Aluminum Bench
 #2132 6' Bench (1.8m) \$508
 Available in galvanized steel or painted.

Beyond the playground

GameTime offers a wide range of park amenities such as shelters, benches, tables and more designed to complement any architectural style. Make any space more comfortable, and beautiful, with GameTime's expanded selection of site accessories. Visit gametime.com to request a copy of our Amenities catalog.



To see all the available product options visit: www.gametime.com
 All colors shown are approximate and may vary nationwide.




#P592 Standard Picnic Tables (1-5/8" frames)
 #598 6' (1.8m) Galvanized w/ Aluminum \$809
 #P592 6' (1.8m) Powder-coated w/ Wood \$723
 Accessible table top extends 12" beyond bench seats. Available in galvanized steel or powder coated finish with aluminum or southern yellow pine slats. Frames can be ordered separately for any length top.



#796 Heavy Duty Picnic Tables (2-3/8" frames)
 #796 6' (1.8m) Galvanized w/ Aluminum \$895
 #P766 6' (1.8m) Powder-coated w/ Wood \$773
 Frame is constructed of 2-3/8" galvanized steel pipe. Accessible table top extends 12" beyond bench seats. Available in galvanized steel or powder coated finish with aluminum or southern yellow pine slats. Frames can be ordered separately for any length top.



Nature Discovery Table
 #6144 \$1,602
 Features tactile raised designs that illustrate nature, life stages of frogs, butterflies, and native plants and animals. The table includes an activity guide.



#28030 Standard Picnic Table (1-5/8" frames)
 #28030 6' (1.8m) \$1,326
 #28037 8' (2.4m) \$1,662



#28014 Heavy Duty Picnic Table (2-3/8" frames)
 #28014 6' (1.8m) \$1,479
 #28015 8' (2.4m) \$1,816
 #28016 8' (2.4m) ADA \$1,565
 Accessible table top extends 12" beyond bench seats.



Preschool Picnic Table (1-5/8" frames)
 #28001 6' (1.8m) (Shown) \$1,239
 Includes 1-5/8" galvanized tube frames with 1-1/16" galvanized tube diagonal braces. 11-1/8" bench height. Ideal for 2-5 year olds.



Food Court Table (1-5/8" frames only)
 #28017 46" (1.2m) \$1,763
 Frames made of 1-5/8" galvanized steel tubing. Features center hole for umbrella (not provided). **ADA option available.**



Single Pedestal Table
 #28021 46" (1.2m) Surface Mounted \$2,077
 Includes heavy-duty 3/16" thick center support, 4" square post with 3" square seat supports and 2" square seat braces. Available in-ground or surface mounted. **ADA option available.**



Bug Receptacle
 #38211 \$1,109
 Receptacle lids available in black only. 32 gallons



Leaf Receptacle
 #38210 \$1,101
 Receptacle lids available in black only. 32 gallons



Pond Life Receptacle
 #38209 \$1,132
 Receptacle lids available in black only. 32 gallons



Litter Receptacles
 #28024 Dome Cover, In-ground \$1,183
 #28026 Flat Cover, In-ground \$794
 Receptacle lids available in black only. 32 gallon. Available in-ground or surface mounted.



Timbers Trash Receptacle (Portable)
 #M1818 \$847
 Recycled plastic lumber slats match your PowerScape or PrimeTime Timbers play system. Available permanent or portable.



Rustic Litter Receptacle
 #R4732 Rustic Portable, 20 gallon \$542
 Rugged frame with two horizontal steel rings and redwood slats. Available permanent or portable. Accepts standard 20 or 32 gallon. (75.7 or 121.1 L) liner and lids (not included).



Heavy Duty Bike Racks
 #707 Permanent 5' - 8 Bikes \$361
 Available permanent or portable. 5', 10', 20', 30' lengths can accommodate from 8 to 54 bikes.



Loop Bike Racks
 #F7700 Surface Mount - 9 Bikes \$398
 Available in-ground or surface mount. 3', 5', 7' lengths can accommodate from 5 to 9 bikes.



Bollard
 #8356 Bike Bollard w/ Two Loops Surface \$201
 3' in height, 5" O.D. galvanized steel pipe powder-coated in choice of colors. Available with or without loops, surface mount or in-ground mount.



Vine Trellis
 #1892 \$2,599
 Add your own vine plantings and grow a lush canopy entrance. 97" wide at base. Not intended for play area.



Family Sized Grill



Deluxe Waist-Hi® Stove

Park Grills

- #49 Family Sized Grill \$725
- #60 Deluxe Waist-Hi® Stove \$334
- #51 Standard Stove \$263

Heavy-duty, rust-resistant galvanized steel. Permanent installation, allowing for 360 degree rotation for proper draft control. Includes chained, three-position adjustable grates.



Standard Stove

The Industry's Leading Warranty.®

*For the purpose of this warranty, lifetime encompasses no specific term of years, but rather that the Seller warrants to its original customer for as long as the original customer owns the Product and uses the Product for its intended purpose that the Product and all parts will be free from defects in material and manufacturing workmanship.

- **Lifetime limited warranty** on PowerScope®, PrimeTime®, Xscape® & IONiX® and Modern City® uprights.
- **Lifetime limited warranty** on Tru-Loc® connections and upright bolt-through connections.
- **Lifetime limited warranty** on all hardware.
- **Twenty-Year limited warranty** on Timber Décor™ & Timbers recycled plastic lumber.
- **Fifteen-Year limited warranty** on metal decks, pipes, rungs, rails, loops, braces, and footlocks.
- **Fifteen-Year limited warranty** on rotationally-molded products.
- **Ten-Year limited warranty** on GFit, THRIVE and Challenge Course posts & bars.
- **Ten-Year limited warranty** on site furnishings against structural failure.
- **Ten-Year limited warranty** on SunBlox® products.
- **Ten-Year limited warranty** on fiberglass and DHPL signage.
- **Five-Year limited warranty** on TuffForms® structures, including TuffCrete™ and PolyShield™.
- **Five-Year limited warranty** on nylon-covered cable net climbers and components.
- **Five-Year limited warranty** on GT Symphony Freenotes™ Harmony Park components.
- **Five-Year limited warranty** on Super Seats™.
- **Three-Year limited warranty** on Everybody Plays polyurea coated foam & rubber strips.
- **Three-Year limited warranty** on SaddleMates® rubber and C-springs.
- **One-Year limited warranty** on Challenge Course timing components.
- **One-Year limited warranty** on all other GameTime products.

TO THE EXTENT PERMITTED BY LAW, THESE WARRANTIES ARE EXPRESSLY IN LIEU OF ANY OTHER IMPLIED OR EXPRESSED WARRANTIES OR REPRESENTATIONS BY ANY PERSON, INCLUDING ANY IMPLIED WARRANTY OF MERCHANTABILITY OR FITNESS. Warranties do not cover damage caused by vandalism or abuse. Warranty claims must be filed within the applicable warranty period and accompanied by a copy of the original invoice or GameTime invoice number.



General Services Administration

Under the GSA Schedules Program, GSA enters into contracts with commercial firms to provide supplies and services at stated prices for given periods of time. Orders are placed directly with the Schedule contractor, and deliveries are made directly to the customer.

The GSA Schedules Program mirrors commercial buying practices more than any other procurement process in the federal government today. It provides customers with state-of-the-art, high-quality commercial supplies and services at volume discount pricing on a direct delivery basis. All customers, large or small, even those in remote locations, are provided the same services, convenience, and pricing.



OMNIA Partners

OMNIA Partners is a National Collaborative Purchasing Program that is available to all state and local government groups, educational institutions and non-profit organizations. Through OMNIA Partners, you can forgo the bid process and still secure significant discounts on GameTime products and services through a true turnkey solution.



Kinetic GPO

Kinetic GPO is a cooperative purchasing organization established for Public Sector and MASH entities across Canada, with the specific purpose of reducing procurement cost by leveraging the purchasing power of group buying and saving our members time by simplifying steps to procure.



PCI 4000

Certification by the Powder Coating Institute recognizes competency and processes in place to consistently produce high-quality powder-coated products. PCI certification is the result of an extensive and rigorous audit process and GameTime's facility is the only U.S. playground manufacturer to hold PCI 4000 certification.



ISO 9001/ISO 14001

Industry certification processes issued by the International Organization for Standardization. ISO 9001 is used to measure manufacturing standards and to certify company compliance with quality management systems covering design, development, production, installation, inspection and testing. ISO 14001 also known as the green certification, specifies the requirements of an environmental management system (EMS). An EMS is a systemic approach to handling environmental issues within an organization. GameTime is ISO 9001 and ISO 14001 certified.

ASTM

ASTM International is an independent and world renowned developer of technical standards utilized in testing a multitude of products. ASTM's F15.29 committee met regularly for over a decade in the continual development of the F1487 Standard Consumer Safety Performance Specifications for Playground Equipment for Public Use. The original standard, F1487-93 was published in 1993 and subsequently replaced by the current version F1487-17. Published February 2017.

Throughout this catalog we state ASTM Use Zones in dimensional form per the ASTM F1487 Standard Consumer Safety Performance Specifications for Playground Equipment for Public Use, which are minimum dimensions. Consideration should be given to the number of users and their circulation patterns.

ASTM INTERNATIONAL
100 Barr Harbor Drive, PO Box C700
West Conshohocken, PA 19428-2959
Website: www.astm.org
E-mail address: service@astm.org



IPEMA

In the interest of public playground safety, the International Playground Equipment Manufacturers Association (IPEMA) provides a Third Party Certification Service whereby a designated independent laboratory, TÜV America, validates an equipment manufacturer's certification of conformance to ASTM F1487-17, Standard Consumer Safety Performance Specification for Playground Equipment for Public Use, except sections 7.1.1, 10 & 12.6.1; to CAN/CSA Z614, Children's Playspaces and Equipment, except clauses 9.8, 10 & 11, or both. The use of the corresponding logo in GameTime's catalog signifies that GameTime has received written validation from the independent laboratory that the product(s) associated with the use of the logo conforms to the requirements of the indicated standard. Check the IPEMA website, www.ipema.org, to confirm product validation.

IPEMA
2207 Forest Hills Dr.
Harrisburg, PA 17112
Website: www.ipema.org
E-mail: certification@ipema.org

CPSC

The Consumer Product Safety Commission is an independent agency within the United States Federal Government with the authority to inform the public of current product safety performance information and recommended practices. The CPSC first published their guidelines for public playgrounds in 1981 and have updated their publication several times since then. The current CPSC Handbook for Public Playground Safety, publication #325, is an excellent guide for owners and operators of public play environments.

U.S. Consumer Product Safety Commission
Washington, DC 20207
Website: www.cpsc.org
E-mail address: info@cpsc.gov

CSA

The Canadian Standards Association is an independent and renowned developer of technical standards utilized in evaluating a multitude of products. The CSA standard on Children's Playspaces and Equipment 1990 edition was revised in March, 2007 and is now officially CAN/CSA-Z614-14, entitled Children's Playspaces and Equipment. The CSA standard is significantly harmonized with the ASTM F1487-11 standard.

Canadian Standards Association
5060 Spectrum Way Suite 100
Mississauga, Ontario L4W 5N6
Website: www.csa.ca

ADA

Access Board (The United States Architectural and Transportation Barriers Compliance Board) has completed Accessibility Guidelines for Play Facilities as set forth in the Americans with Disabilities Act of 1990. The final rules, fact sheets and analysis are all available at the Department of Justice.

Access Board
1331 F street, NW
Washington, DC 20004-1111
Website: www.access-board.gov

E-mail address: greenwell@access-board.gov



TÜV America

Product Service, an international testing and certification organization is a European Union Notified and Competent Body providing services which include product testing and certification. The highly visible TÜV-Mark demonstrates to customers that safety testing and certification has been completed by an independent third-party organization. The "S" pictogram combined with the statements "Safety tested", "EN 1176" and "Production monitored" indicate that these products have passed a comprehensive testing procedure based upon the European Harmonized Standard for Commercial Playground Equipment, EN 1176 and that the GameTime production plant is regularly monitored by TÜV. Contact your international GameTime distributor for complete EN 1176 compliance details.

TÜV America, Inc.
5 Cherry Hill Drive
Danvers, MA 01923
Website: www.tuvam.com
E-mail: info@tuvps.com

GameTime Policies

Specifications: Specifications were current at the time of publication. GameTime has an ongoing policy of product improvement and therefore reserves the right to improve specifications or discontinue products without notice.

Terms of Sale: To governmental agencies and tax supported institutions, and those with approved credit, payment is due within 30 days from the date of invoice. A 1.5% per month finance charge will be imposed on all past due accounts. We also accept payment by Visa, Master Card, or American Express with a 2.5% convenience fee charged for each transaction. GameTime's preferred method of payment is by ACH. All other orders will require a 50% deposit at the time of order entry. The balance will be due with a certified check upon receipt of shipment (C.O.D.).

Prices: Prices are F.O.B. factory and do not include freight charges. All prices listed were current at the time of publication and quoted in U.S. Funds. Prices are subject to change without notice. Current prices will apply at the time of shipment. Due to the abnormally high cost of fuel and its impact on many of the materials used in our industry, quotations are valid for 30 days only and prices may be subject to material and fuel surcharges at the time of shipment.

Freight charges: Freight charges are determined and collected by the carrier unless GameTime is requested and agrees to prepay and add these costs to the invoice.

Taxes: If applicable, taxes will be added to the invoice except when a tax exempt certificate is provided with the purchase order at the time of order entry.

Minimum Order: Our minimum order is \$50 (USD). Any order less than \$5,000 requires cash with order or payment by major credit card.

Order Cancellation: Once accepted, orders can be canceled only with the consent of GameTime, and on terms which will indemnify GameTime against loss. Canceled orders will be subject to a restocking fee. Equipment "built-to-order" is non-cancelable.

Domestic Shipments: Unless specifically given routing instructions on the purchase order, shipment will be made via the carrier we consider to be the most economical and practical in reaching the final destination. All domestic shipments are governed by ICC Regulations.

Delays in transit: GameTime is not responsible for delays in transit and such delays shall not alter our invoicing terms. If your order does not reach you within a reasonable time after being advised that shipment went forward from our plant, GameTime will be glad to assist in the tracking process.

Loss or damage in transit: GameTime is not responsible for loss or damage in transit. When we release the material to the carrier, a bill of lading is signed which states that the shipment was received from us complete and in good condition. A copy of this bill of lading is forwarded to you with the shipment and should be checked carefully with the materials you receive. Any shortage, discrepancy or damage must be noted on the delivery receipt and signed by the carrier's representative. Failure to note exceptions on the delivery receipt may impair your right to recovery from the carrier.

Weights: All published weights are estimated and include appropriate packing materials. Actual weights may vary slightly.

GameTime Trademarks

AstroRail®, Challenge Course by GameTime®, Citadel®, Enriching Childhood Through Play®, EveryBODY Plays®, Expression Swing®, F5®, FitKid®, GameTime®, Gizmo®, GT®, GFit®, GT H2O®, Heliocentrix®, IONiXGT®, GT Giant™, GTImpax®, GTJams®, GTShade®, GT Xcelerator®, GulfPort®, KidTime®, MegaLock®, Mega Rock®, Meet, Compete, Repeat®, Merry-Go-All®, Modern City™, Moving Fitness Forward®, Peek-A-Boo®, Play Has No Limit®, Play Is Instrumental®, Play Palettes®, PlayLab®, Playworx®, Pod®, PowerScope®, PrimeTime®, Rain Wheel®, RockScope®, Saddle-Mates®, See What You've Been Missing®, ShadowPlay®, SkyRunner®, Sky Wheel®, StreetScope®, The Leader In Play®, The Power of Play®, TotStuff®, Triton®, TuffClad®, Tuff Forms®, Tru-Loc®, TotTime®, TotStuff®, ShadowPlay®, Waist-Hi®, WallCano®, WilderSlide®, XtremePlay®, Xscape®, Zero-G®, Zip Slide® are registered trademarks of GameTime, a PlayCore company. Animal Trackers™, iTrack Fitness™, G2™, GT Symphony™, Kidnetix™, PlayTrails™, Rebound™, Sensory Car Wash™, Sensory Seats™, Sensory Wave Climber™, Sensory Wave Spinning Seat™, SunBlox™, Super Seats™, THRIVE®, TriRunner™, Whirlwind Seat™, are trademarks of GameTime, a PlayCore Company.



• **Installation over a hard surface such as concrete, asphalt, or packed earth may result in serious injury from falls.**

• **Remove hood and neck drawstrings from children's clothing before children play on a playground.**

• **Parents, guardians and supervisors should check for hot surfaces before allowing young children to play.**

• **Parents, guardians and supervisors should not allow children to play on playground equipment while wearing helmets.**

Allegiance

| | | |
|-----------------------------|-----------------------------|---------------------------------------|
| Uprights Sky Blue | Plastic Dark Blue | HDPE Red |
| Metal White | Decks Blue | 2 Color HDPE Sky Blue/White |

NEW!



Vibrant

| | | |
|--------------------------|------------------------------|---|
| Uprights White | Plastic Periwinkle | HDPE Sky Blue |
| Metal Yellow | Decks Gray | 2 Color HDPE Spring Green/White |

NEW!



Jovial

| | | |
|------------------------------|--------------------------------|-----------------------------------|
| Uprights Burgundy | Plastic Spring Green | HDPE Gray |
| Metal Butterscotch | Decks Blue | 2 Color HDPE Gray/Black |



Papaya

| | | |
|------------------------------|--------------------------|---------------------------------------|
| Uprights Orange | Plastic Yellow | HDPE Sky Blue |
| Metal Spring Green | Decks Brown | 2 Color HDPE Sky Blue/White |



Shine

| | | |
|------------------------------|--------------------------|---|
| Uprights Sky Blue | Plastic Orange | HDPE Orange |
| Metal Spring Green | Decks Gray | 2 Color HDPE Spring Green/White |



Wisteria

| | | |
|---------------------------------|------------------------------|---|
| Uprights Spring Green | Plastic Periwinkle | HDPE Blue |
| Metal Champagne | Decks Gray | 2 Color HDPE Spring Green/White |



Patriotic

| | | |
|-----------------------------|-----------------------------|-----------------------------------|
| Uprights Burgundy | Plastic Champagne | HDPE Blue |
| Metal White | Decks Blue | 2 Color HDPE Blue/Beige |



Deep Space

| | | |
|------------------------------------|----------------------------|----------------------------------|
| Uprights Starlight Black | Plastic Sky Blue | HDPE Red |
| Metal Yellow | Decks Blue | 2 Color HDPE Red/White |



Jellybean

| | | |
|------------------------------|------------------------|----------------------------------|
| Uprights Burgundy | Plastic Blue | HDPE Blue |
| Metal Butterscotch | Decks Blue | 2 Color HDPE Red/White |



Emerald

| | | |
|-----------------------------|--------------------------------|----------------------------------|
| Uprights Metallic | Plastic Spring Green | HDPE Yellow |
| Metal White | Decks Blue | 2 Color HDPE Red/White |



Bayou

| | | |
|--------------------------|----------------------|-----------------------------|
| Uprights Spring Green | Plastic Champagne | HDPE Green |
| Metal Bronze | Decks Brown | 2 Color HDPE Green/Beige |



NEW! Jungle

| | | |
|-----------------------|------------------------|------------------------------------|
| Uprights Brown | Plastic Light Green | HDPE Orange |
| Metal Spring Green | Decks Brown | 2 Color HDPE Spring Green/White |



Malibu

| | | |
|--------------------|-------------------------|------------------------------------|
| Uprights Bronze | Plastic Spring Green | HDPE Spring Green |
| Metal Beige | Decks Brown | 2 Color HDPE Spring Green/White |



Rainforest

| | | |
|-----------------------|------------------------|----------------------------|
| Uprights Bronze | Plastic Light Green | HDPE Gray |
| Metal Butterscotch | Decks Brown | 2 Color HDPE Gray/Black |

Atlantic

| | | |
|-----------------------|---------------------|--------------------------------|
| Uprights Metallic | Plastic Sky Blue | HDPE Sky Blue |
| Metal Spring Green | Decks Blue | 2 Color HDPE Sky Blue/White |




METAL




PLASTIC




POLYETHYLENE (HDPE)



CANOPY & SHADE



DECKS



SPECIAL ROCK



WALLCANO® HANDHOLDS



TIMBER DÉCOR





© 2020 GameTime. A PlayCore Company. P.O. Box 680121 Fort Payne, Alabama USA 35968-0121 Printed in U.S.A #168981 ♻️



A PLAYCORE Company



1.800.235.2440 | gametime.com