

# 4



# Section 4 Network Physical Infrastructure Products

## Racks, Cabinets and Cable Management

Choosing Racks and Cabinets .....	4.1
Chatsworth Products, Inc. (CPI) .....	4.3–4.24
ADC .....	4.25–4.26
APC .....	4.27–4.30
Belden .....	4.31–4.32
CommScope-Enterprise Solutions .....	4.33–4.36
Cooper B-Line .....	4.37–4.42
Great Lakes Case & Cabinets Co., Inc. ....	4.43–4.48
Hoffman .....	4.49–4.55
Knurr .....	4.56
Ortronics .....	4.58–4.73
PANDUIT .....	4.74–4.81
Rittal .....	4.82–4.87

## Cabinet Locking Systems

TZ .....	4.88–4.91
----------	-----------

## Ladder Rack Cable Runway

Chatsworth Products, Inc. (CPI) .....	4.92–4.96
CommScope-Enterprise Solutions .....	4.97
Cooper B-Line .....	4.98–4.99

## Wire Basket Cable Runway

Cablofil .....	4.100–4.105
Chatsworth Products, Inc. (CPI) .....	4.106–4.110
Cooper B-Line .....	4.111–4.115

## Surface Raceway

PANDUIT .....	4.116–4.131
Wiremold .....	4.132–4.137

## Cable Routing and Wiring Duct

ADC .....	4.138
PANDUIT .....	4.139–4.142

## J-hooks and Fasteners

Cooper B-Line .....	4.143
ERICO .....	4.144–4.149
PANDUIT .....	4.150–4.151

## Zone Enclosures

Chatsworth Products, Inc (CPI) .....	4.152
PANDUIT .....	4.153–4.155
Wiremold .....	4.156

## Floor Boxes

Wiremold .....	4.157–4.158
----------------	-------------

## Grounding and Bonding

Chatsworth Products, Inc. (CPI) .....	4.159
ERICO .....	4.160–4.161
Ortronics .....	4.162–4.163
PANDUIT .....	4.164–4.167

## LAN Furniture

Great Lakes Case & Cabinets Co., Inc. ....	4.168
--	-------

## Indoor Rated Innerduct

Innerduct .....	4.169–4.170
Fittings .....	4.171–4.172
Textile Innerduct .....	4.173–4.175

## Cross-connect Backboards and Mounting Brackets

Backboards .....	4.176
ADC .....	4.177–4.178

# Choosing Racks and Cabinets

## Tech Tips

### Choosing Rack and Cabinet Systems

#### What are the main differences between "racks" and "cabinets"?

The term "rack" is often used in the industry to describe both open-frame or relay racks as well as cabinet or rack enclosures. While these products provide the same basic function, there are a number of factors to consider when deciding which is appropriate for your specific application.

**Equipment:** A cabinet is more appropriate for heavy servers, while a rack provides easy access to all sides of the mounted equipment.

**Airflow and cooling:** A rack is completely open while a cabinet needs to be able to provide sufficient airflow when ventilation is needed. Cabinets allow for appropriate cooling management and heat removal, whereas open racks may dissipate heat uncontrollably.

**Environment:** If your equipment requires a dust-free environment, the extra protection that a cabinet provides is very suitable. If you have a very clean and well-kept telecom center then the open convenience of a rack will fit your needs.

**Aesthetics:** If your telecom closet will be visible to the public, cabinets look neater than an open rack; however, there are various cable management products that will give a rack a very neat and professional appearance.

**Security:** Cabinets have locking mechanisms available on their doors for added security. An open rack does not have that feature.

#### Questions to consider when using cabinets.

Whenever you need to mount network equipment (hubs, switches, bridges, routers, terminal servers, print servers, repeaters, monitors and keyboards), and environmental protection, aesthetics and security are concerns, here are some of the basic questions you may want to be asking:

##### Do I already have existing cabinets in your data center or network environment?

If so, for aesthetic and logistical reasons you might want to select a cabinet from the same manufacturer.

##### What type of environment is the cabinet going into?

**Standard equipment room** - Free-standing, network and server cabinets are common.

**Data center** - Colocation cabinets allow compartmental access.

**Limited floor space** - Wall-mount cabinets often make sense.

**Earthquake zone** - Seismic cabinets are typically used where additional support and bracing are necessary. Standards ratings, like Bellcore Zone 4 and NEMA are important.

**Zone access** - The ZCAC places the consolidation point for wiring patch panels, punch-down blocks, hubs or routers closer to the work area. This allows for easy access for moves, adds and changes.

**Factory floor** - Some cabinets are designed and tested to withstand different industrial environments.

##### What is going into the cabinet?

The dimensions of the network equipment, cable management, climate control and power protection will dictate the cabinet, door and shelf sizes, as well as the number of shelves.

##### How is the network equipment ventilated?

All network equipment generates heat, and too much heat can impact network performance. There are many climate control cabinet options, from perforated doors to ceiling fans that ensure proper temperatures are maintained. Self-contained cooling cabinets are also highly recommended for high-density environments that exceed 15 kW.



# Optimize, Store and Secure Your Equipment

Chatsworth Products, Inc. (CPI) is a global manufacturer providing voice, data, security and service solutions that optimize, store and secure technology equipment. CPI Products offer innovation, configurability, quality and value with a breadth of integrated system components, covering virtually all physical layer needs.

## Our extensive product line includes:

- Rack Systems
- Cabinet & Enclosure Systems
- Thermal Management Solutions
- Zone Cabling & Wireless Enclosures
- Wall-Mount Systems
- Cable Management
- Cable Runway & Tray
- Power Management
- Electronics, Monitoring & Security
- Grounding & Bonding
- Seismic Protection Systems



## The latest products include:

- CPI's new Velocity Cable Management snaps together in 3 - 5 minutes, uses 25% - 57% less packaging and has more cable capacity for open two- and four-post Rack Systems.
- The N-Series TeraFrame™ Network Cabinet has been updated to meet third party specifications for the latest CISCO, Juniper and Brocade switches.
- CPI Power Management Products are now more comprehensive to include a selection of metered, advanced monitored and controlled power solutions.

**CPI Passive Cooling** allows you to deploy the latest servers, switches, and blade servers from HP, IBM, Dell and Cisco. More effectively leverage heat exchange and economizer technologies to potentially realize up to 90% energy cost reduction and increase equipment density by 50% or more. CPI Passive Cooling Solutions are simply the most efficient choice for today's data centers.

## How much can you save?

Find out with the new CPI PUE Calculator at [www.chatsworth.com/pue-calculator](http://www.chatsworth.com/pue-calculator).



CHATSWORTH  
PRODUCTS, INC.

Optimize.  
Store.  
Secure.

## Chatsworth Products, Inc. (CPI)

## N-Series TeraFrame Network Cabinet

CHATSWORTH PRODUCTS INC (CPI)



The N-Series TeraFrame Network Cabinet is designed specifically to store network equipment and cabling in a hot aisle/cold aisle data center, computer room or network environment. The N-Series TeraFrame has offset doors and side panels that provide additional interior space around the front, rear and sides of equipment for cable management and enhanced airflow. Order with a Network Switch Exhaust Duct to guide hot exhaust air from the side of network switch equipment to the rear door.

**FEATURES**

- 31.5 in. W (800 mm) or 40 in. W (1,016 mm) exterior with 24 in. W (600 mm) internal recessed frame
- Available in various heights: 42 to 51U in 1U increments
- Available in various depths ranging from 41.2 in. to 51.1 in.
- Welded steel frame
- Includes two pair of 19 in. wide EIA-310-E mounting rails with Universal hole spacing
- Load rating: 2,500 lb.
- Top panels have large cable openings
- Doors have perforated panels and swing-handles with two-point latches
- Part numbers listed below are just some of the available configurations

## N-SERIES TERAFRAME NETWORK CABINETS

Anixter No.	Vendor No.	Description
353006	NFOJ-213C-C42	N-Series TeraFrame Network Cabinet, 45U x 31.5 in. W x 43.2 in. D, perforated front door, perforated rear double door, includes top panel and two solid side panels, black
353007	NFOP-213C-C42	N-Series TeraFrame Network Cabinet, 45U x 31.5 in. W x 48.1 in. D, perforated front door, perforated rear double door, includes top panel and two solid side panels, black
353008	NFOJ-213C-C40	N-Series TeraFrame Network Cabinet, 45U x 31.5 in. W x 43.2 in. D, perforated front door, perforated rear double door, includes top panel, no side panels, black
353009	NFOP-213C-C40	N-Series TeraFrame Network Cabinet, 45U x 31.5 in. W x 48.1 in. D, perforated front door, perforated rear double door, includes top panel, no side panels, black

## N-SERIES TERAFRAME NETWORK CABINETS WITH NETWORK SWITCH EXHAUST DUCT

Anixter No.	Vendor No.	Description
353010	NF1J-213C-C42	N-Series TeraFrame Network Cabinet, 45U x 31.5 in. W x 43.2 in. D, perforated front door, perforated rear double door, includes Network Switch Exhaust Duct, top panel and two solid side panels, black
353011	NF1P-213C-C42	N-Series TeraFrame Network Cabinet, 45U x 31.5 in. W x 48.1 in. D, perforated front door, perforated rear double door, includes Network Switch Exhaust Duct, top panel and two solid side panels, black
353012	NF1J-213C-C40	N-Series TeraFrame Network Cabinet, 45U x 31.5 in. W x 43.2 in. D, perforated front door, perforated rear double door, includes Network Switch Exhaust Duct, top panel, no side panels, black
353013	NF1P-213C-C40	N-Series TeraFrame Network Cabinet, 45U x 31.5 in. W x 48.1 in. D, perforated front door, perforated rear double door, includes Network Switch Exhaust Duct, top panel, no side panels, black

## N-SERIES TERAFRAME NETWORK CABINETS, RECOMMENDED SOLUTIONS

Anixter No.	Vendor No.	Description
419225	NFOU-113C-C42	Recommended solution for the Cisco Nexus 7010 switch: N-Series TeraFrame Network Cabinet, 45U x 31.5 in. W x 51.1 in. D, perforated front door, perforated rear double door, includes top panel and two solid side panels, black
378312	NF2K-113C-C42	Recommended solution for the Cisco Catalyst 6506, 6509 and 6513 switches and MDS 9509 director: N-Series TeraFrame Network Cabinet, 45U x 31.5 in. W x 44.2 in. D, perforated front door, perforated rear double door, includes Network Switch Exhaust Duct, two power supply exhaust ducts, top panel and two solid side panels, black
383905	NF3K-113C-C42	Recommended solution for the Cisco MDS 9513 director: N-Series TeraFrame Network Cabinet, 45U x 31.5 in. W x 44.2 in. D, perforated front door, perforated rear double door, includes Network Switch Exhaust Duct, two power supply exhaust ducts, top panel and two solid side panels, black

Continued on next page &gt;&gt;

## Racks, Cabinets and Cable Management

# Chatsworth Products, Inc. (CPI)

### (continued) N-Series TeraFrame Network Cabinet

Anixter No.	Vendor No.	Description
425307	NF4M-113C-C42	Recommended solution for the Juniper Networks EX8208 and EX8216 switches: N-Series TeraFrame Network Cabinet, 45U x 31.5 in. W x 46.1 in. D, perforated front door, perforated rear double door, includes Network Switch Exhaust Duct, top panel, two solid side panels, black
419228	NF5U-143C-C42	Recommended solution for the Cisco Nexus 7018 switch: N-Series TeraFrame Network Cabinet, 45U x 40.0 in. W x 51.5 in. D, perforated front double door, perforated rear double door, includes Network Switch Exhaust Duct, with visor and diffuser, top panel and two solid side panel kits, black

#### N-SERIES TERAFRAME NETWORK CABINET ACCESSORIES

Anixter No.	Vendor No.	Description
324470	34538-000	2U snap-in filler panel, 19 in. W, plastic, black, one each
353015	34628-C01	N-Series caster kit, black
353016	34680-005	Cable management fingers kit, 45U

### F-Series TeraFrame Cabinet System

CHATSWORTH PRODUCTS INC (CPI)



The F-Series TeraFrame is a highly configurable equipment storage cabinet that organizes, stores and secures computer, data storage and network equipment in the data center, computer room or network environment. Whether you need a server cabinet for high-density applications, a networking cabinet to manage fiber and/or Cat 6A UTP cables, or a combination of both, the F-Series TeraFrame gives you the ability to configure cabinets suited for your present and future needs.

#### FEATURES

- Available in three widths: 24 in., 28 in. and 32 in. (600 mm, 700 mm, 800 mm)
- Available in 12 heights; 24U, 36U and 42U to 51U in 1U increments
- Available in 17 depths ranging from 35.3 in. to 51.1 in.
- Welded steel frame
- Includes two pair of 19 in. wide EIA-310-E mounting rails with Universal hole spacing
- Load ratings: 600 mm 2,500 lb.; 700 mm 2,000 lb.; 800 mm 2,000 lb.
- Top panels have large brushed-covered cable openings
- Front door features hidden tamper-resistant hinges and swing-handle latches

- The part numbers listed below are just some of the available configurations
- Contact sales for the F-Series TeraFrame configuration that best fits your applications

#### F-SERIES TERAFRAME SOLUTIONS FOR SERVER APPLICATIONS

Anixter No.	Vendor No.	Description
400138	FF1U-111B-C52	F-Series TeraFrame Cabinet, 45U x 23.6 in. W x 51.0 in. D, perforated front door, solid rear door, includes top panel with 20 in. H to 34 in. H Vertical Exhaust Duct and two solid sides, black
400140	FF2U-111B-C62	F-Series TeraFrame Cabinet, 45U x 27.6 in. W x 51.0 in. D, perforated front door, solid rear door, top panel with two cable openings and a 34 in. H to 60 in. H Vertical Exhaust Duct and two solid sides, black
400141	FF1L-113C-C42	F-Series TeraFrame Cabinet, 45U x 23.6 in. W x 45.1 in. D, perforated front door, double perforated rear door, top panel with two cable openings, and two solid side panels, black
400142	FF2L-113C-C42	F-Series TeraFrame Cabinet, 45U x 27.6 in. W x 45.1 in. D, perforated front door, double perforated rear door, top panel with two cable openings, and two solid side panels, black

#### F-SERIES TERAFRAME SOLUTIONS FOR NETWORK APPLICATIONS

Anixter No.	Vendor No.	Description
400143	FF2L-113C-C22	F-Series TeraFrame Cabinet, 45U x 27.6 in. W x 45.1 in. D, perforated front door, double perforated rear door, top panel with four cable openings and two solid sides, black
400144	FF3L-113C-C22	F-Series TeraFrame Cabinet, 45U x 31.5 in. W x 45.1 in. D, perforated front door, double perforated rear door, top panel with four cable openings and two solid sides, black

#### F-SERIES TERAFRAME THERMAL MANAGEMENT OPTIONS AND ACCESSORIES

Anixter No.	Vendor No.	Description
324470	34538-000	2U snap-in filler panel, 19 in. W, plastic, black, one each
324473	13571-002	Integral Raised Floor Grommet, 8 in. x 4 in. cable opening, 10 pack
324474	13576-002	Surface Mount Floor Grommet, 8 in. x 4 in. cable opening, 10 pack

#### F-SERIES TERAFRAME CABLE MANAGEMENT OPTIONS AND ACCESSORIES

Anixter No.	Vendor No.	Description
324472	13517-701	Rack-mount cable shelf with brush opening along front, 1U, black

## Chatsworth Products, Inc. (CPI)

## SteelFrame Cabinet System

CHATSWORTH PRODUCTS INC (CPI)



SteelFrame Cabinets are sturdy, cost-effective versions of CPI MegaFrame and SlimFrame Cabinets for general use in equipment rooms and telecommunications rooms. SteelFrame Cabinets have welded steel frames, steel doors and steel panel work. The interiors are identical to MegaFrame and SlimFrame.

## OPTIONS

- Choose from 20 frame sizes to fit your floor plan
- Choose from two styles of mounting rail to match your equipment
- Choose from four door combinations to meet cooling requirements
- Choose from three colors to match your style
- Additional accessories for security, cooling, power, mobility and cable management

If you do not see the SteelFrame cabinet configuration or accessory you need please call your local sales representative.

## FEATURES

- 19 in. equipment support on threaded or square-punched mounting rails
- Two basic styles: T1 with a 24 in. wide footprint or a T2 with a 27.3 in. wide footprint
- T1 (24 in. outside diameter) is similar to SlimFrame, intended for use as a server cabinet
- T2 (27.3 in. outside diameter) is similar to MegaFrame, intended for use as a data/network cabinet
- High-strength steel body, welded construction
- Includes two pair of 19 in. wide EIA-310-E mounting rails with Universal hole spacing
- Steel doors and side panels
- Static load rating of 2,000 lb.
- Ships fully assembled

## STEELFRAME CABINETS - 19 IN. RACK MOUNTING WITH 24 IN. FOOTPRINT

Anixter No.	Vendor No.	Description
281050	T1133-732	78 in. H (42U) x 30 in. D, square-punched rails, vented plexiglass front/metal perforated rear door, black
249578	T1033-742	84 in. H (45U) x 30 in. D, square-punched rails, perforated front and rear doors, black
281053	T1153-732	78 in. H (42U) x 36 in. D, square-punched rails, vented plexiglass front/metal perforated rear door, black
249579	T1053-742	84 in. H (45U) x 36 in. D, square-punched rails, perforated metal front and rear doors, black

## STEELFRAME ACCESSORIES

Anixter No.	Vendor No.	Description
191516	12335-719	Fixed shelf, vented, 24 in. D, 200 lb. capacity, black
191520	12346-719	Sliding shelf, vented, 24 in. D, 140 lb. capacity, black
395401	14275-001	T-Series caster set, qty. four, mounting hardware included, front casters swivel
254777	12724-701	T-Series fan kit, 300 cfm, 120 V
254779	12725-001	T-Series grounding kit

## MegaFrame Cabinet System

CHATSWORTH PRODUCTS INC (CPI)



The data/network cabinet for use in corporate data centers and other showplace facilities. Contact us to configure a CPI MegaFrame Cabinet System.

## OPTIONS

- Choose from 32 frame sizes to fit your floor plan
- Choose from four styles of mounting rails: tapped, square-punched, Sun or IBM-style rails
- Choose from five door combinations to meet your cooling requirements
- Choose from three colors to match your style
- Order with or without a top panel, side panels and doors
- Order partially assembled or fully assembled
- Additional accessories for security, cooling, power, mobility and cable management
- Rear double doors and fan doors are also available

## FEATURES

- Specialized support and integrated cable management to match data/network equipment requirements
- Bolted construction allows partially assembled delivery for easy staging and prebuild movement on the job site
- All-aluminum construction weighs less than similar steel cabinets
- Includes two pair of 19 in. wide EIA-310-E mounting rails with Universal hole spacing
- Static load rating of 2,000 lb. (also on casters)
- Stylish two-tone finish with raised panel doors
- If you do not see the MegaFrame Cabinet configuration or accessory you need please contact us

Continued on next page &gt;&gt;

## Racks, Cabinets and Cable Management

# Chatsworth Products, Inc. (CPI)

### (continued) MegaFrame Cabinet System

#### MEGAFRAME CABINETS

Anixter No.	Vendor No.	Description
225042	M1033-732	84 in. H (45U) x 19 in. W x 30 in. D, square-punched rails, vented plexiglass front/perforated metal rear door, black
255673	M1043-742	84 in. H (45U) x 19 in. W x 39 in. D, square-punched rails, perforated metal front/perforated metal rear door, black
283410	M1051-711	84 in. H (45U) x 19 in. W x 36 in. D, tapped rails, plexiglass front/metal rear door
283412	M1034-702	84 in. H (45U) x 19 in. W x 30 in. D, square-punched rails, without side panels, no doors, black

#### MEGAFRAME ACCESSORIES

Anixter No.	Vendor No.	Description
191515	12334-719	Fixed shelf, solid, 24 in. D, 200 lb. capacity, black
191516	12335-719	Fixed shelf, vented, 24 in. D, 200 lb. capacity, black
191527	12480-701	Cooling fan kit, 400 cfm, 115 V AC, black
257393	12900-001	Enclosure blower, 19 in. W x 2U, 250 cfm, 115 V AC, black
247661	30131-719	Universal Horizontal Cable Manager, 3U x 19 in. W x 5.2 in. D, black
283414	13203-001	M-Series caster set of four
266645	12848-701	Power strip, 66.25 in. H, 15 amp, 20 outlets (5-15), no surge

### C-Series SlimFrame Cabinet System

CHATSWORTH PRODUCTS INC (CPI)



An ideal server cabinet for use in corporate data centers and other showplace facilities.

#### OPTIONS

- Choose from nine frame sizes to fit your floor plan
- Choose from two styles of mounting rail to match your equipment
- Choose from five door combinations to meet cooling requirements
- Choose from three colors to match your style
- Order with or without a top panel, side panels and doors
- Order partially assembled or fully assembled

- Additional accessories for security, cooling, power, mobility and cable management
- Rear double doors and fan doors are also available

If you do not see the C-Series SlimFrame configuration or accessory you need please contact us.

#### FEATURES

- Stylish two-tone finish with raised panel doors
- Fits over a single 2 ft. floor tile for maximum use of floor space
- Specialized support and integrated cable management to match server requirements
- Bolted construction allows partially assembled delivery for easy staging and prebuild movement on the job site
- All-aluminum construction - weighs less than similar steel cabinets
- Includes two pair of 19 in. wide EIA-310-E mounting rails with Universal hole spacing
- Static load rating of 2,000 lb. on casters

#### SLIMFRAME CABINETS

Anixter No.	Vendor No.	Description
283464	C1033-732	84 in. H (43U) x 19 in. W x 30 in. D, square-punched rails, vented plexiglass front/perforated metal rear door, black
283465	C1053-742	84 in. H (43U) x 19 in. W x 36 in. D, square-punched rails, perforated metal front/perforated metal rear door, black
283466	C1050-712	84 in. H (43U) x 19 in. W x 36 in. D, tapped rails, plexiglass front/metal rear door, black
283467	C1034-702	84 in. H (43U) x 19 in. W x 30 in. D, square-punched rails, without side panels, no doors, black

#### SLIMFRAME ACCESSORIES

Anixter No.	Vendor No.	Description
191515	12334-719	Fixed shelf, solid, 24 in. D, 200 lb. capacity, black
191527	12480-701	Cooling fan kit, 400 cfm, 115 V AC, black
257393	12900-001	Enclosure blower, 19 in. W x 2U, 250 cfm, 115 V AC, black
247661	30131-719	Universal Horizontal Cable Manager, 3U x 19 in. W x 5.2 in. D, black
283468	13204-001	C-Series caster, set of four
266645	12848-701	Power strip, 66.25 in. H, 15 amp, 20 outlets (5-15), no surge



## Chatsworth Products, Inc. (CPI)

## Seismic Frame Cabinet System

CHATSWORTH PRODUCTS INC (CPI)



The seismic-rated MegaFrame Cabinet System is for use in public network facilities or on the customer premises to support mission-critical equipment.

## FEATURES

- Compliant to Bellcore GR-63-CORE Standard for Zone 4 Earthquake requirements
- Certified to an 800 lb. distributed equipment load
- Aluminum outer frame with steel inner frame delivers maximum strength with minimum weight
- Seismic bracing kits and a full line of structural enhancement products are available to support a wide range of site-specific structural requirements
- Internal cable management, which includes two vertical cabling ring sections, provides flexibility for wire routing and fits on-site customization
- Adjustable front-to-rear vertical mounting rails allow use as a standard four-post cabinet or two-channel rack
- Square-punched vertical mounting rails provide greater rack-mounting flexibility
- Aluminum top panel with four edge-protected punch-out ports accommodate built-in cable management
- Includes two pair of 19 in. wide EIA-310-E mounting rails with Universal hole spacing
- Ships fully assembled
- Other options available; contact us

Anixter No.	Vendor No.	Description
249584	11972-712	84 in. H (43U) x 19 in. W x 36 in. D, plexiglass front, metal rear, black
249585	11973-712	84 in. H (43U) x 19 in. W x 36 in. D, no sides, plexiglass front, metal rear, black
249586	11974-702	84 in. H (43U) x 19 in. W x 36 in. D, frame only

## CUBE-IT PLUS Cabinet System

CHATSWORTH PRODUCTS INC (CPI)



The CUBE-IT PLUS Cabinet System is a series of wall-mounted and floor-supported telecommunications enclosures designed to secure communications equipment for a cross connect. Available in five heights, 18 sizes. There are two basic cabinet styles:

wall-mounted and wall-mounted/floor-supported. The 24 in., 36 in. and 48 in. H cabinets are wall-mounted and support 200 lb. The 60 in. and 72 in. H cabinets are wall-mounted and floor-supported by a wheeled base under the main body of the cabinet and support 1,000 lb. Provides a secure wall-mounted enclosure for small amounts of network and security equipment when storage space is limited and equipment security is required.

## FEATURES

- UL Listed (24 in., 36 in., 48 in. H wall-mount cabinets)
- Locking solid panel front door, locking 5 in. deep subpanel, keyed alike
- Includes one pair of adjustable depth threaded equipment mounting rails
- 19 in. wide, EIA-310-E compliant Universal hole pattern (5/8 in.-5/8 in.-1/2 in.)
- Vented side panels, add fan kits to increase air changes
- Multiple conduit knockouts on the rear subpanel
- Contact your local sales representative for accessories not shown below

## CUBE-IT PLUS WALL-MOUNTED CABINETS, SOLID FRONT DOORS

Anixter No.	Vendor No.	Description
249587	11890-724	24 in. H x 18 in. D, 12U, black
249588	11840-724	24 in. H x 24 in. D, 12U, black
249589	11996-724	24 in. H x 30 in. D, 12U, black
249590	11890-736	36 in. H x 18 in. D, 18U, black
249591	11840-736	36 in. H x 24 in. D, 18U, black
249592	11996-736	36 in. H x 30 in. D, 18U, black
249593	11890-748	48 in. H x 18 in. D, 26U, black
249594	11840-748	48 in. H x 24 in. D, 26U, black
249595	11996-748	48 in. H x 30 in. D, 26U, black

## CUBE-IT PLUS WALL-MOUNTED, FLOOR-SUPPORTED CABINETS, SOLID FRONT DOORS

Anixter No.	Vendor No.	Description
371828	13491-760	60 in. H x 18 in. D, 33U, black
371833	13492-760	60 in. H x 24 in. D, 33U, black
371834	13493-760	60 in. H x 30 in. D, 33U, black
371836	13491-772	72 in. H x 18 in. D, 40U, black
371837	13492-772	72 in. H x 24 in. D, 40U, black
371838	13493-772	72 in. H x 30 in. D, 40U, black

## CUBE-IT PLUS ACCESSORIES

Anixter No.	Vendor No.	Description
262780	12804-701	Fan kit, 115 V AC, 100 cfm, black
267380	12805-701	Fan filter kit, black
267382	12806-001	Fan replacement filters, pack of six
267384	12796-501	19 in. W x 3U mounting bracket for rear subpanel
263836	12820-703	Power strip, eight outlet (NEMA 5-15R), 115 V AC, 15 amp, surge-protected, 10 ft. L cord, NEMA 5-15P plug

Contact your local sales representative for information about plexiglass front doors.

## Racks, Cabinets and Cable Management

# Chatsworth Products, Inc. (CPI)

### ThinLine II Wall-mount Cabinet

CHATSWORTH PRODUCTS INC (CPI)



The space-saving ThinLine II safely secures 19 in. rack-mount network equipment with minimal intrusion into the room. Individual rails can be easily rotated for horizontal or vertical mounting and then bolted into place, making patch panel punch-down easier. The cabinet can hold a server, switch, horizontal cable manager, patch panel, fiber service loop and fiber optic patch panel with room to accommodate additional mounting needs.

In addition, the 26 in. H cabinet can be mounted so that the removable "top" panel becomes a side panel. A 4 in. x 6 in. opening in the rear of the cabinet and 3/4 in. and 1 1/2 in. diameter knockouts allow cable entry and exit.

#### FEATURES

- Door features rounded edges and corners and can be mounted to open from either right or left
- Removable top panel provides direct access to equipment without disturbing other devices
- Louvers and optional fan accessory provide ventilation
- Cabinet includes a 2 in. x 4 in. junction box to hold an optional surge-suppressed duplex outlet, eliminating the need for a power strip
- Ships fully assembled with mounting hardware
- Static load rating is 100 lb.
- Color options are gray, white or black (change part no. suffix to -1xx for gray or -2xx for white or -7xx for black)

Anixter No.	Vendor No.	Description
283473	13050-713	26 in. H x 26 in. W x 12 in. D, 6U, black
283474	13050-721	36 in. H x 26 in. W x 5 in. D, 2U, black
283476	13050-722	36 in. H x 26 in. W x 8.5 D, 4U, black
283477	13050-723	36 in. H x 26 in. W x 12 in. D, 6U, black

### Standard Rack

CHATSWORTH PRODUCTS INC (CPI)



Provides direct support for panel-mount equipment, such as patch panels and network switches and may be adapted with rack shelves to support computer/data storage equipment.

#### FEATURES

- EIA-310-E compliant Universal hole pattern (5/8 in.-5/8 in.-1/2 in.)
- #12-24 tapped equipment mounting holes
- Rack-mount spaces (U) are marked and numbered to simplify equipment installation
- 3 in. deep equipment mounting channels
- 1,000 pound equipment load bearing capacity (must be evenly distributed)
- Includes assembly hardware and 50 each #12-24 mounting screws
- Must be secured to building structure; order installation hardware separately
- UL Listed
- Other sizes available

#### 19 IN. W X 45U RACKS

Anixter No.	Vendor No.	Description
179805	55053-103	7 ft. H x 19 in. W x 3 in. D, 45U, gray
170171	55053-203	7 ft. H x 19 in. W x 3 in. D, 45U, white

#### RACK ACCESSORIES

Anixter No.	Vendor No.	Description
171339	40074-700	Single-sided shelf, 3U x 19 in. W x 15 in. D, 50 lb. capacity, black
171338	40108-719	Double-sided shelf, 4U x 19 in. W x 21.5 in. D, 100 lb. capacity, black
125458	40604-001	Installation kit, concrete slab floor, 3/8 in. hardware, zinc
178458	40607-001	Installation kit, wood floor, zinc
173601	30026-703	3U filler panel
173599	30026-702	2U filler panel
317881	40604-003	Concrete floor installation kit, 1/2 in. hardware, zinc

## Chatsworth Products, Inc. (CPI)

## Universal Rack

CHATSWORTH PRODUCTS INC (CPI)



## FEATURES

- EIA-310-E compliant Universal hole pattern (5/8 in.-5/8 in.-1/2 in.)
- #12-24 tapped equipment mounting holes
- Rack-mount spaces (U) are marked and numbered to simplify equipment installation
- 3 in. D equipment mounting channels
- 1,500 pound equipment load bearing capacity
- Includes assembly hardware and 50 each #12-24 mounting screws
- Must be secured to building structure; order installation hardware separately
- Other sizes and colors available

## APPLICATIONS

Provides direct support for panel-mount equipment, such as patch panels and network switches and may be adapted with rack shelves to support computer/data storage equipment

## SEVEN FOOT RACKS, 45U

Anixter No.	Vendor No.	Description
184202	46383-703	84 in. H x 23 in. W, black
164164	46353-703	84 in. H x 19 in. W, black
147836	46353-203	84 in. H x 19 in. W, white
125448	46383-103	84 in. H x 23 in. W, gray
102060	46353-103	84 in. H x 19 in. W, gray
086047	46353-503	84 in. H x 19 in. W, clear
162466	48353-503	84 in. H x 19 in. W, UL Listed, clear

## SEVEN AND 1/2 FOOT RACKS, 48U

Anixter No.	Vendor No.	Description
193489	46353-705	90 in. H x 19 in. W, black
155766	46353-505	90 in. H x 19 in. W, clear
160238	46353-105	90 in. H x 19 in. W, gray

## EIGHT FOOT RACKS, 51U

Anixter No.	Vendor No.	Description
095976	46353-515	96 in. H x 19 in. W, clear
164557	46353-215	96 in. H x 19 in. W, white
198924	46353-715	96 in. H x 19 in. W, black
164780	46383-215	96 in. H x 23 in. W, white

## SIX FOOT RACKS, 38U

Anixter No.	Vendor No.	Description
128266	46353-501	72 in. H x 19 in. W, clear

## ACCESSORIES

Anixter No.	Vendor No.	Description
125458	40604-001	Installation kit, concrete slab floor, 3/8 in. hardware, zinc
178458	40607-001	Installation kit, wood floor, zinc
171339	40074-700	Single-sided shelf, 3U x 19 in. W x 15 in. D, 50 lb. capacity, black
171338	40108-719	Double-sided shelf, 4U x 19 in. W x 21.5 in. D, 100 lb. capacity, black
173599	30026-702	2U filler panel
173601	30026-703	3U filler panel

## Seismic Frame Two-post Rack

CHATSWORTH PRODUCTS INC (CPI)



The Seismic Frame Two-post Rack is designed specifically to support network equipment in areas with seismic activity. The welded steel frame of the Seismic Frame Two-post Rack resists the swaying motion caused by earthquakes to reduce the amount of vibration transferred through the rack to equipment and is less likely to be damaged during a seismic event than non-seismic racks, which means quicker network recovery times.

## OPTIONS

- Choose from two styles of mounting rail
- Select from three colors
- Additional accessories are available including cable management, power strips and anchor kits

## FEATURES

- 19 in. or 23 in. equipment support on threaded or square-punched mounting rails
- Equipped with two pairs of adjustable depth mounting rails
- Rack-mount spaces (U) are marked and numbered on rails and rails are reversible
- Fully bonded frame construction with two masked grounding locations
- Includes one two-mounting hole ground terminal block
- Convenient power and cable distribution to equipment with unique built-in mounting locations for attaching T-shaped cable management fingers and vertical power strips
- Independently seismic tested and certified; meets Telcordia Technologies, Inc. GR-63-CORE Network Equipment Building Systems (NEBS) Zone 4 requirements
- High strength steel body, welded construction
- 1,000 lb. load rating
- Ships fully assembled

Continued on next page &gt;&gt;

Racks, Cabinets and Cable Management

Chatsworth Products, Inc. (CPI)

(continued) Seismic Frame Two-post Rack

SEISMIC FRAME TWO-POST RACK

Anixter No.	Vendor No.	Description
377873	13853-703	7 ft. H x 19 in. W, 44U, #12-24 threaded, zinc rails, black
377874	13854-703	7 ft. H x 19 in. W, 44U, square-punched, zinc rails, black
377875	13855-703	7 ft. H x 19 in. W, 44U, #12-24 threaded, painted rails, black
377876	13856-703	7 ft. H x 19 in. W, 44U, square-punched, painted rails, black

ACCESSORIES

Anixter No.	Vendor No.	Description
377886	13704-703	Seismic frame two-post rack vertical cabling section, black
377887	13699-701	VCS Vertical Cabling Section offset mounting bracket kit, black
377889	13969-001	Cable management fingers kit, single-sided, black
377890	13969-002	Cable management fingers kit, double-sided, black
377891	12575-701	Top-Mount Cable Waterfall Tray, black
377893	13697-001	Vertical power strip mounting hardware kit, clear
377894	13698-001	Duplex electrical outlet box, zinc
377895	13702-001	Seismic frame two-post rack concrete floor anchor kit, zinc

- Rack-mount spaces (U) are marked and numbered to simplify equipment installation
- Supports up to 1,000 pounds of equipment
- Includes assembly hardware and 50 each #12-24 mounting screws
- Use accessory rack installation kit (40604-001) to mount securely to floor

Anixter No.	Vendor No.	Description
181820	66383-503	7 ft. H x 23 in. W, clear
167245	66353-503	7 ft. H x 19 in. W, clear
174140	66353-703	7 ft. H x 19 in. W, black

Adjustable Rail QuadraRack (ARQR) and Adjustable Rail ServerRack (AQSR)

CHATSWORTH PRODUCTS INC (CPI)



The Adjustable Rail QuadraRack (ARQR) and the Adjustable Rail ServerRack (ARSR) provide sturdy, versatile solutions for supporting rack-mount security, network, computer server and data storage equipment in data centers, computer equipment rooms and other IT facilities. Both racks offer the strength and stability of an enclosure in an open four-post mounting system that provides easy access to equipment and cabling. Available in 23.62 in. or 35.43 in. fixed depth four-post frames with adjustable rear mounting rails, the front-to-rear mounting depths of the ARQR and ARSR are adjustable, helping to match equipment mounting requirements. The ARQR contains #12-24 threaded mounting rails for data communications applications and the ARSR has square-punched mounting rails for server and data storage applications. Each rack includes a Top-Mount Cable Waterfall Tray with an adjustable radius drop to provide easy side-to-side routing of patch cords and enhanced cable management. The ARQR and ARSR can be used with any CPI cabling section or Cable Guide Kit and allow for the attachment of CPI Cable Runway to the top of the rack with J-bolts, a Cable Runway Elevation Kit or a Cable Runway Mounting Bracket.

OPTIONS

- Frames are available in three heights and two depths
- Select from two styles of mounting rail to match equipment requirements
- Offered in three colors
- Additional accessories for cable management, side panels, mounting rails and power are available

FEATURES

- 19 in. equipment support on threaded or square-punched EIA-310-E mounting rails with Universal hole spacing
- Rack-mount spaces (U) are marked and numbered on front mounting rails
- Front mount rails can be flipped so that rack-mount space (U) numbering can start at the top or the bottom
- Rear mounting rails adjust in depth to match equipment requirements
- Includes one Top-Mount Cable Waterfall Tray with adjustable radius drops

6 in. Deep Standard Racks

CHATSWORTH PRODUCTS INC (CPI)



Provides direct support for panel-mount equipment, such as patch panels and network switches. May be adapted with brackets to support block termination hardware, such as 66-style and 110-style blocks. Features six inch deep upright mounting channels for MDF, IDF or other high-capacity distribution frame applications. The additional depth provides extra room for high-density equipment and cable needs.

FEATURES

- Strong, lightweight aluminum construction, bolted assembly
- Available in 19 in., 23 in. or 35 in. rack widths
- Mounting channels are threaded #12-24
- 45U of rack-mount space

## Chatsworth Products, Inc. (CPI)

- Includes one Two Mounting Hole Ground Terminal Block and antioxidant compound
- Steel construction
- Static load rating of 2,200 lb.
- UL Listed 60950

## ADJUSTABLE RAIL QUADRARACK AND SERVERRACK

Anixter No.	Vendor No.	Description
377902	15251-703	84 in. H (45U) x 23.6 in. W x 23.62 in. D, #12-24 threaded rails, black
375571	15252-703	84 in. H (45U) x 23.6 in. W x 35.43 in. D, #12-24 threaded rails, black
377903	15253-703	84 in. H (45U) x 23.6 in. W x 23.62 in. D, square-punched rails, black
377904	15254-703	84 in. H (45U) x 23.6 in. W x 35.43 in. D, square-punched rails, black

## ACCESSORIES

Anixter No.	Vendor No.	Description
377905	15285-701	Equipment support rail, 23.62 in. D, 200 lb. capacity, black
377906	15285-702	Equipment support rail, 35.43 in. D, 200 lb. capacity, black
377907	15275-701	Top-Mount Cable Waterfall Tray, 6 in. W x 5.2 in. D, black
377908	15286-003	Cable Guide Kit, 45U rack, snaps to one mounting rail, aligns to RMU locations, black

## Adjustable ServerRack and QuadraRack

CHATSWORTH PRODUCTS INC (CPI)



The Adjustable ServerRack and QuadraRack are four-post frames that can be adjusted in depth in 1 in. increments during assembly. Each rack has seven depth settings. The Adjustable ServerRack has square-punched mounting rails that allow the thread to be changed to match server equipment requirements, and the Adjustable QuadraRack has threaded #12-24 equipment mounting holes for quick installation of patch panels and switches.

## FEATURES

- 19 in. W, adjustable depth four-post frame
- Threaded or square punched equipment mounting channels with EIA-310-E Universal hole spacing
- Supports up to 2,000 lb. of equipment
- Includes assembly and rack-mount hardware
- Must be secured to building structure; order installation hardware separately
- Other sizes and colors available

## ADJUSTABLE SERVERRACK (SQUARE-PUNCHED)

Anixter No.	Vendor No.	Description
353022	15211-703	7 ft. H x 19 in. W x 15.7 in. to 21.6 in. D, 45U, black

## ADJUSTABLE QUADRARACK (THREADED #12-24)

Anixter No.	Vendor No.	Description
353024	15215-703	7 ft. H x 19 in. W x 15.7 in. to 21.6 in. D, 45U, black

## ADJUSTABLE QUADRARACK ACCESSORIES

Anixter No.	Vendor No.	Description
353026	15255-701	Vented shelf, 19 in. W x 1U x 13.8 in. D, for 15.7 in. to 21.6 in. D rack, 200 lb. capacity, black
353027	15255-702	Vented shelf, 19 in. W x 1U x 20.7 in. D, for 22.6 in. to 28.5 in. D rack, 200 lb. capacity, black
345212	15255-703	Vented shelf, 19 in. W x 1U x 27.6 in. D, for 29.5 in. to 35.4 in. D rack, 200 lb. capacity, black
345213	15255-704	Vented shelf, 19 in. W x 1U x 34.5 in. D, for 36.4 in. to 42.3 in. D rack, 200 lb. capacity, black

## QuadraRack 4-Post Frame

CHATSWORTH PRODUCTS INC (CPI)



The QuadraRack 4-Post Frame provides direct support for data/network equipment with two pairs of fixed-position threaded equipment mounting channels.

## FEATURES

- 19 in. wide x 29 in. deep threaded equipment mounting channels with EIA-310-E Universal hole spacing
- Supports up to 2,000 pounds of equipment
- Includes assembly hardware and 100 each #12-24 mounting screws
- Must be secured to building structure; order installation hardware separately
- Other sizes and colors available
- Two-post racks can be converted into four-post racks with the CPI ExpandaRack - call your local sales representative for details

Anixter No.	Vendor No.	Description
249553	50120-703	7 ft. H x 19 in. W x 29 in. D, 45U, black
249554	50120-715	8 ft. H x 19 in. W x 29 in. D, 51U, black

Continued on next page &gt;&gt;

## Racks, Cabinets and Cable Management

# Chatsworth Products, Inc. (CPI)

(continued) QuadraRack 4-Post Frame

### QUADRARACK ACCESSORIES

Anixter No.	Vendor No.	Description
249555	16351-719	Heavy-duty fixed shelf, solid, 1U x 19 in. W x 29 in. D, 200 lb. capacity, black
249556	16350-719	Heavy-duty fixed shelf, vented, 1U x 19 in. W x 29 in. D, 200 lb. capacity, black
265966	12700-719	Extra-heavy-duty four-point sliding shelf, 2U x 19 in. W x 26 in. D, 300 lb. capacity, black

### QuadraRack ServerFrame

CHATSWORTH PRODUCTS INC (CPI)



The QuadraRack ServerFrame provides direct support for server equipment with two pairs of fixed-position square-punched equipment mounting channels.

#### FEATURES

- 19 in. wide x 29 in. deep square-punched equipment mounting channels with EIA-310-E Universal hole spacing
- Supports up to 1,000 pounds of equipment
- Includes assembly hardware, order mounting hardware separately
- Must be secured to building structure; order installation hardware separately

### QUADRARACK SERVERFRAME

Anixter No.	Vendor No.	Description
267550	15053-103	7 ft. H x 19 in. W x 29 in. D, 45U, gray
267549	15053-203	7 ft. H x 19 in. W x 29 in. D, 45U, white
251149	15053-703	7 ft. H x 19 in. W x 29 in. D, 45U, black

### QUADRARACK SERVERFRAME ACCESSORIES

Anixter No.	Vendor No.	Description
226487	12637-001	M6 cage nuts and mounting screws, 25 pkg., gold
246971	12638-001	#10-32 cage nuts and mounting screws, 25 pkg., zinc
246967	12639-001	#12-24 cage nuts and mounting screws, 25 pkg., black
249555	16351-719	Heavy-duty fixed shelf, solid, 1U x 19 in. W x 29 in. D, 200 lb. capacity, black
249556	16350-719	Heavy-duty fixed shelf, vented, 1U x 19 in. W x 29 in. D, 200 lb. capacity, black
265966	12700-719	Extra-heavy-duty four-point sliding shelf, 2U x 19 in. W x 26 in. D, 300 lb. capacity, black
266645	12848-701	Power strip, 66.25 in. H, 15 amp, 20 outlets (5-15), no surge

### Standard Swing Gate Wall Rack

CHATSWORTH PRODUCTS INC (CPI)



#### FEATURES

- 19 in. wide EIA-310-E threaded equipment mounting channels with Universal hole spacing
- 100 lb. equipment load capacity, open or closed position
- Pivots open to the right or left, latches in the closed position
- UL Listed
- Use CPI Part No. 12795-701 to increase load bearing capacity to 150 pounds for 18 in. and 25 in. deep models
- Includes assembly and installation hardware
- Includes 50 each #12 to 24 equipment mounting screws
- Other sizes and colors available

24.5 IN. H X 19 IN. W, 13U

Anixter No.	Vendor No.	Description
267488	11790-725	25 in. D, black
239729	11790-718	18 in. D, black
249526	11790-712	12 in. D, black

38.5 IN. H X 19 IN. W, 21U

Anixter No.	Vendor No.	Description
267489	11791-725	25 in. D, black
239731	11791-718	18 in. D, black
240470	11791-712	12 in. D, black

49.0 IN. H X 19 IN. W, 27U

Anixter No.	Vendor No.	Description
267491	11807-725	25 in. D, black
249531	11807-718	18 in. D, black
249527	11807-712	12 in. D, black

73.5 IN. H X 19 IN. W, 41U

Anixter No.	Vendor No.	Description
267493	11792-725	25 in. D, black
249532	11792-718	18 in. D, black
249533	11792-712	12 in. D, black

### CABLE MANAGEMENT RINGS

Anixter No.	Vendor No.	Description
249534	11799-001	Set of six, black

HEAVY-DUTY SWING GATE KIT  
Increases capacity to 150 lb.

Anixter No.	Vendor No.	Description
267496	12795-701	For 18 in. or 25 in. D racks, black

## Chatsworth Products, Inc. (CPI)

## EasySwing Wall-mount Rack

CHATSWORTH PRODUCTS INC (CPI)



A cost-effective 19 in. EIA swing-gate wall rack for mounting network, communications and security equipment.

## FEATURES

- Supports up to 85 lb.
- Ships fully assembled and flat; simply unfold and mount to wall
- Includes (12) #12-24 equipment mounting screws
- 19 in. wide EIA-310-E threaded equipment mounting rails with Universal hole spacing
- Opens 180° to the right or left
- Keyhole wall-mounting holes with mounting template included on carton
- Includes reusable cable management straps
- Order 1/4 in. installation hardware separately

Anixter No.	Vendor No.	Description
318650	13602-708	24.5 in. H x 8 in. D, 11U, black
318651	13602-712	24.5 in. H x 12 in. D, 11U, black
318652	13602-718	24.5 in. H x 18 in. D, 11U, black
318655	13604-712	38.5 in. H x 12 in. D, 19U, black
318656	13604-718	38.5 in. H x 18 in. D, 19U, black
318658	13608-712	51.5 in. H x 12 in. D, 26U, black

## Fixed Wall-mount Equipment Rack

CHATSWORTH PRODUCTS INC (CPI)



Provides fixed wall-mounted support for rack-mount telecommunications equipment where storage space is limited.

## FEATURES

- 19 in. wide EIA-310-E threaded equipment mounting channels with Universal hole spacing
- Three height options: 13U, 21U, 41U
- Three depth options: 6 in., 12 in., 18 in.
- Supports up to 200 lb. of equipment

- Includes assembly and installation hardware
- Attach to a plywood backer board
- Other sizes and colors available

## 19 IN. W X 24.5 IN. H (13U) WALL-MOUNT EQUIPMENT RACKS

Anixter No.	Vendor No.	Description
239705	11960-718	18 in. D, black
239703	11960-712	12 in. D, black
239701	11960-706	6 in. D, black

## 19 IN. W X 38.5 IN. H (21U) WALL-MOUNT EQUIPMENT RACKS

Anixter No.	Vendor No.	Description
239722	11961-718	18 in. D, black
239720	11961-706	6 in. D, black

## 19 IN. W X 73.5 IN. H (41U) WALL-MOUNT EQUIPMENT RACKS

Anixter No.	Vendor No.	Description
239725	11962-706	6 in. D, black

## AnyServer Bracket

CHATSWORTH PRODUCTS INC (CPI)



The AnyServer Bracket is a simple, yet sturdy, solution to secure virtually any server to a 19 in. wide, two-post open rack. It is the ideal, cost-effective system for retrofitting existing racks to accommodate one or more servers instead of reverting to a four-post rack or cabinet system.

## FEATURES

- Adjustable mounting arms extend between 9 in. and 13 in. in 0.5 in. increments to adapt to your server's depth
- Square holes at the front of adjustable mounting arms fit any server's cage nuts
- Supplementary arms (purchased separately) provide extra support
- Load rating: 1U bracket is 80 lb., 2U bracket is 120 lb.

Anixter No.	Vendor No.	Description
267246	12751-719	19 in. W x 1U, black
267555	12752-719	19 in. W x 2U, black
267247	12759-701	Supplementary support arms, black

## Racks, Cabinets and Cable Management

# Chatsworth Products, Inc. (CPI)

### Single-sided Rack Shelves

CHATSWORTH PRODUCTS INC (CPI)



Use on CPI Universal or Standard Racks to support equipment up to 15 inches deep and weighing up to 50 pounds.

#### FEATURES

- 19 in. shelf supports equipment up to 17.25 in. W
- 23 in. shelf supports equipment up to 21.25 in. W
- Usable depth is 14.82 in.
- Requires 3U of rack-mount space
- Supports up to 50 lb. of equipment
- Mounting hardware is not included, use Part No. 128493
- Also available with a vented support surface

#### SINGLE-SIDED SHELVES FOR 19 IN. RACKS

Anixter No.	Vendor No.	Description
080570	40074-100	Single-sided shelf, 3U x 19 in. W x 15 in. D, 50 lb. capacity, gray
106290	40074-500	Single-sided shelf, 3U x 19 in. W x 15 in. D, 50 lb. capacity, clear
171339	40074-700	Single-sided shelf, 3U x 19 in. W x 15 in. D, 50 lb. capacity, black

#### SINGLE-SIDED SHELVES FOR 23 IN. RACKS

Anixter No.	Vendor No.	Description
127008	40075-100	Single-sided shelf, 3U x 23 in. W x 15 in. D, 50 lb. capacity, gray
133461	40075-500	Single-sided shelf, 3U x 23 in. W x 15 in. D, 50 lb. capacity, clear
184204	40075-700	Single-sided shelf, 3U x 23 in. W x 15 in. D, 50 lb. capacity, black

### Double-sided Rack Shelves

CHATSWORTH PRODUCTS INC (CPI)



Use on CPI Universal or Standard Rack to support equipment up to 21 3/4 in. deep and weighing less than 100 pounds that is not designed for direct rack mounting.

#### FEATURES

- 19 in. rack shelf supports equipment up to 17.75 in. wide
- 23 in. rack shelf supports equipment up to 21.75 in. wide
- Usable depth is 21.75 in.
- Requires 4U of rack-mount space
- Supports up to 100 lb. of equipment
- Mounting hardware not included, use Part No. 128493
- Also available as vented and in other colors

#### DOUBLE-SIDED SHELVES FOR 19 IN. RACKS

Anixter No.	Vendor No.	Description
133459	40108-119	Double-sided shelf, 4U x 19 in. W x 21.5 in. D, 100 lb. capacity, gray
156072	40108-219	Double-sided shelf, 4U x 19 in. W x 21.5 in. D, 100 lb. capacity, white
132493	40108-519	Double-sided shelf, 4U x 19 in. W x 21.5 in. D, 100 lb. capacity, clear
171338	40108-719	Double-sided shelf, 4U x 19 in. W x 21.5 in. D, 100 lb. capacity, black

#### DOUBLE-SIDED SHELVES FOR 23 IN. RACKS

Anixter No.	Vendor No.	Description
133450	40108-123	Double-sided shelf, 4U x 23 in. W x 21.5 in. D, 100 lb. capacity, gray
133449	40108-523	Double-sided shelf, 4U x 23 in. W x 21.5 in. D, 100 lb. capacity, clear
184201	40108-723	Double-sided shelf, 4U x 23 in. W x 21.5 in. D, 100 lb. capacity, black



# Chatsworth Products, Inc. (CPI)

## Adjustable Monitor Shelves

CHATSWORTH PRODUCTS INC (CPI)



Use on CPI Universal or Standard Rack to support monitors up to 18 inches deep and weighing less than 110 pounds that are not designed for direct rack mounting.

### FEATURES

- 19 in. rack shelf supports monitors up to 17.75 in. wide
- 23 in. rack shelf supports monitors up to 21.75 in. wide
- Usable depth is 18 in.
- Requires 2U of rack space
- Supports up to 110 lb.
- Mounting hardware is not included, use Part No. 128493

#### ADJUSTABLE MONITOR SHELVES FOR 19 IN. RACKS

Anixter No.	Vendor No.	Description
160443	11245-519	Clear
531749	11245-719	Black

#### ADJUSTABLE MONITOR SHELVES FOR 23 IN. RACKS

Anixter No.	Vendor No.	Description
180837	11245-523	Clear
531750	11245-723	Black

## CenterView KVM Console

CHATSWORTH PRODUCTS INC (CPI)



Combination 15 in. LCD flat panel monitor, keyboard and touch pad console uses only 1U of space in 19 in. wide four-post racks, cabinets and enclosure systems.

### FEATURES

- Store a keyboard and a monitor in 1U of rack-mount space
- Available for four-post mounting only, rails set 24 in. to 36 in. apart
- Folding laptop-style design protects the screen when closed
- 83-key laptop keyboard, 15 in. LCD color monitor
- Includes a 6 ft. L HD15 to VGA/PS2 KVM signal cable to attach to a computer or KVM switch
- Uses single-phase 100-240 V AC power, 50/60 Hz, includes a 6 ft. L C13 to NEMA 5-15P power cord

Anixter No.	Vendor No.	Description
425481	35920-001	Standard configuration, 19 in. W x 1U, black

## 26 in. Deep Shelves

CHATSWORTH PRODUCTS INC (CPI)



Use on CPI Universal and Standard Racks to support equipment up to 26 in. deep and weighing less than 150 lb. that is not designed for direct rack mounting.

### FEATURES

- 19 in. rack shelf supports equipment up to 17.75 in. wide
- 23 in. rack shelf supports equipment up to 21.75 in. wide
- Usable depth is 26 in.
- Requires 5U of rack-mount space
- Supports up to 150 lb.
- Mounting hardware is not included, use Part No. 128493

#### 26 IN. DEEP SHELVES FOR 19 IN. RACKS

Anixter No.	Vendor No.	Description
219670	11054-119	Gray
181791	11054-219	White
168771	11054-519	Clear
168772	11054-719	Black

#### 26 IN. DEEP SHELVES FOR 23 IN. RACKS

Anixter No.	Vendor No.	Description
177127	11054-123	Gray
219671	11054-223	White
205068	11054-523	Clear
216590	11054-723	Black

## Sliding Keyboard and Mouse Trays for Racks/QuadraRacks

CHATSWORTH PRODUCTS INC (CPI)



Support full-size keyboards on Universal or Standard Racks and QuadraRacks.

### FEATURES

- 19 in. tray supports 19.25 in. W x 9 in. D keyboard
- 23 in. tray supports 20 in. W x 9.8 in. D keyboard
- Keyboard and mouse tray retract

Continued on next page >>

## Racks, Cabinets and Cable Management

# Chatsworth Products, Inc. (CPI)

(continued) Sliding Keyboard and Mouse Trays for Racks/QuadraRacks

- Requires 2U of rack-mount space
- Attach to rack with #12 to 24 screws (CPI Part No. 40605-001)
- Available in other sizes and colors

KEYBOARD ONLY SHELVES FOR 19 IN. CPI RACKS

Anixter No.	Vendor No.	Description
219681	11546-101	Gray
194001	11546-201	White
156704	11546-501	Clear
180767	11546-701	Black

KEYBOARD ONLY SHELVES FOR 23 IN. CPI RACKS

Anixter No.	Vendor No.	Description
157554	12062-123	Gray
219683	12062-223	White
183842	12062-523	Clear
219685	12062-723	Black

KEYBOARD SHELVES WITH MOUSE ATTACHMENTS FOR 19 IN. RACKS

Anixter No.	Vendor No.	Description
216765	12193-101	Gray
201069	12193-201	White
185927	12193-501	Clear
210811	12193-701	Black

KEYBOARD SHELVES WITH MOUSE PAD ATTACHMENTS FOR 23 IN. RACKS

Anixter No.	Vendor No.	Description
219692	11690-123	Gray
166299	11690-523	Clear
531747	11690-723	Black

### QuadraRack Shelves

CHATSWORTH PRODUCTS INC (CPI)



Use to support equipment up to 29 in. deep and weighing up to 200 lb. on QuadraRack 4-post Frame and QuadraRack ServerFrame.

#### FEATURES

- 19 in. shelf provides 17.25 in. W x 29 in. D surface
- Uses 1U of rack-mount space
- Supports up to 200 lb.
- Available in other colors

Anixter No.	Vendor No.	Description
249555	16351-719	Heavy-duty fixed shelf, solid, 1U x 19 in. W x 29 in. D, 200 lb. capacity, black
249556	16350-719	Heavy-duty fixed shelf, vented, 1U x 19 in. W x 29 in. D, 200 lb. capacity, black

### Extra-heavy-duty Four-point Sliding Shelf

CHATSWORTH PRODUCTS INC (CPI)



#### FEATURES

- Flexible cable management belt eliminates kinking, bending or cutting of cable
- Adjustable mounting depth of 20 in. to 34 in.
- Provides 17.5 in. W x 26 in. D surface
- Expands 24 in.; locks in fully closed or open position
- Other widths available

Anixter No.	Vendor No.	Description
267554	12700-119	Extra-heavy-duty four-point sliding shelf, 2U x 19 in. W x 26 in. D, 300 lb. capacity, gray
267553	12700-219	Extra-heavy-duty four-point sliding shelf, 2U x 19 in. W x 26 in. D, 300 lb. capacity, white
265966	12700-719	Extra-heavy-duty four-point sliding shelf, 2U x 19 in. W x 26 in. D, 300 lb. capacity, black

### Cabinet System Shelves

CHATSWORTH PRODUCTS INC (CPI)



Use to support equipment that is not designed for direct rack mounting in any CPI Cabinet System (MegaFrame, SlimFrame, Seismic Frame, SteelFrame, ISP Co-Location, F-Series TeraFrame or N-Series TeraFrame Cabinets). 32 inch deep vented sliding shelf (Part No. 227315) is shown. Styles vary slightly model to model.

#### FEATURES

- 19 in. wide x 2U shelves
- Fixed or sliding (includes cable management arm)
- Vented or solid shelf surface

## Chatsworth Products, Inc. (CPI)

- Use 24 in. deep versions in 30 in. deep cabinets
- Use 29 in. and 32 in. deep versions in 36 in. and 39 in. deep cabinets
- Other sizes and colors available

## SOLID SHELVES FOR 19 IN. CABINETS

Anixter No.	Vendor No.	Description
531731	12334-119	Fixed shelf, solid, 24 in. D, 200 lb. capacity, gray
219575	12334-519	Fixed shelf, solid, 24 in. D, 200 lb. capacity, clear
191515	12334-719	Fixed shelf, solid, 24 in. D, 200 lb. capacity, black
546228	14070-719	Fixed shelf, solid, 29 in. D, 200 lb. capacity, black
191519	12345-719	Sliding shelf, solid, 24 in. D, 140 lb. capacity, black

## VENTED SHELVES FOR 19 IN. CABINETS

Anixter No.	Vendor No.	Description
191516	12335-719	Fixed shelf, vented, 24 in. D, 200 lb. capacity, black
545575	14072-719	Fixed shelf, vented, 29 in. D, 200 lb. capacity, black
191520	12346-719	Sliding shelf, vented, 24 in. D, 140 lb. capacity, black
227315	11913-719	Sliding shelf, vented, 32 in. D, 160 lb. capacity, black

## Cabinet System Monitor, Keyboard and Mouse Shelf

CHATSWORTH PRODUCTS INC (CPI)



Combination monitor, keyboard and mouse shelf for use within cabinet systems up to 39 in. deep. Supports full-size keyboards and monitors up to 24 in. deep and weighing up to 200 lb.

## FEATURES

- Monitor shelf is fixed, keyboard and mouse tray are retractable
- Will accommodate keyboards up to 19.1 in. wide by 8.5 in. deep
- Available for 19 in. and 23 in. W cabinets; mounts to rails set 24 in. to 39 in. apart in depth
- 19 in. shelf has 17.25 in. of useable width
- 23 in. shelf has 21.25 in. of useable width
- Useable shelf depth is 24 in.
- Requires 2U of rack space
- Supports up to 200 lb.

## MEGAFRAME KEYBOARD SHELVES FOR 19 IN. CABINETS

Anixter No.	Vendor No.	Description
531735	12495-119	Gray
200777	12495-219	White
219602	12495-519	Clear
198399	12495-719	Black

## MEGAFRAME KEYBOARD SHELVES FOR 23 IN. CABINETS

Anixter No.	Vendor No.	Description
219603	12495-123	Gray
219604	12495-223	White
219605	12495-523	Clear
219606	12495-723	Black

## Lockable Storage Drawers

CHATSWORTH PRODUCTS INC (CPI)



CPI's Lockable Storage Drawer keeps backup media, software, manuals, laptops, test equipment and extra patch cords in close proximity to where they are typically used. They are available for 19 in. or 23 in. wide racks and cabinets. Includes attachment brackets that allow center mounting on two-post racks with 3 in. or 6 in. deep equipment channels or front and rear attachment to four-post racks and cabinet systems with mounting rails that are adjusted between 24 in. and 39 in. in depth.

## FEATURES

- Attaches to any CPI free-standing 19 in. wide or 23 in. wide rack or cabinet system
- Available in three heights: 2U, 3U and 4U
- Supports a 100 pound load (drawer and top surface combined)
- Features 20 in. deep lockable drawer that extends full depth for easy access to stored equipment

## 19 IN. RACK-MOUNT

Anixter No.	Vendor No.	Description
277373	13082-719	2U, black
277374	13083-719	3U, black
277375	13084-719	4U, black

## 23 IN. RACK-MOUNT

Anixter No.	Vendor No.	Description
283697	13082-723	2U, black
283698	13083-723	3U, black
283700	13084-723	4U, black

## DRAWER DIVIDERS 5 IN. WIDE SECTIONS

Anixter No.	Vendor No.	Description
283701	13185-701	Drawer divider for 3U and 4U only

## Racks, Cabinets and Cable Management

# Chatsworth Products, Inc. (CPI)

### CenterPoint KVM Switch/Console

**NEW!**

CHATSWORTH PRODUCTS INC (CPI)

The CenterPoint KVM Switch/Console is a combination 8- or 16-port keyboard, video, mouse (KVM) switch and LCD flat panel monitor, keyboard and touch pad console that uses only 1U of space in 19 in. W EIA four-post rack, cabinet or enclosure systems. CenterPoint provides access to rack-mount equipment from a single set of rack-mount peripherals.

#### OPTIONS

- 6 ft., 9 ft., 12 ft. or 20 ft. DB15-to-VGA:PS/2 KVM signal cables allow for connection to devices
- VGA:PS/2-to-USB Converter (sold separately) allows for connection of USB keyboard and mouse
- Single-user or two-user switches; two-user models allow two users to simultaneously access different computers
- Expand the number of ports by adding a CPI CenterCade KVM Switch
- If you do not see the CPI CenterPoint KVM Switch/Console configuration or accessories you require, please contact your local sales representative

#### FEATURES

- Uses only 1U of rack-mount space
- Available for four-post mounting only, rails set 24 in. to 36 in. apart
- 8-port or 16-port KVM switch; order one KVM signal cable per computer separately
- Switch is password protected; two-user model has external ports for a second console or set of peripherals
- Switch between systems with hot keys or onscreen menu; no software required
- Folding laptop-style console design protects the screen when closed
- 83-key laptop keyboard, 15 in. LCD color monitor
- Uses single-phase 100-240 V AC power, 50/60 Hz, includes a 6 ft. L C13 to NEMA 5-15P power cord

#### CENTERPOINT KVM SWITCH/CONSOLE



1U x 19 in. W x 25 in. D

Anixter No.	Vendor No.	Description
425155	35910-811	KVM switch/console, 8-port, one user, black
425157	35910-832	KVM switch/console, 8-port, two user, black
425158	35910-161	KVM switch/console, 16-port, one user, black
425159	35910-162	KVM switch/console, 16-port, two user, black

### CENTERCADE KVM SWITCH



1U x 19 in. W x 7.6 in. D

Anixter No.	Vendor No.
425482	35930-801
425484	35930-802
425483	35930-161
425485	35930-162

#### Description

- KVM switch, 8-port, one user, black
- KVM switch, 8-port, two user, black
- KVM switch, 16-port, one user, black
- KVM switch, 16-port, two user, black

#### ACCESSORIES


Anixter No.	Vendor No.
425160	35941-006
425161	35941-009
425162	35941-012
425163	35941-020
425164	35941-121

#### Description

- KVM signal cable, PS/2, 6 ft. L
- KVM signal cable, PS/2, 9 ft. L
- KVM signal cable, PS/2, 12 ft. L
- KVM signal cable, PS/2, 20 ft. L
- PS/2 to USB connector for USB mouse and keyboard

### Evolution Vertical Cable Management

CHATSWORTH PRODUCTS INC (CPI)



Evolution Vertical Cable Management provides a solution for managing high-density cabling applications on open two-post and four-post CPI rack systems, delivering increased performance to match the demands of data center applications. Featuring easy-to-use doors with styling that complements the CPI TeraFrame family of cabinets, Evolution Cable Management provides innovative interior features to help maximize the capacity and utility of vertical and horizontal cable management.

Evolution Vertical Cable Managers attach to the sides of racks to manage premise cables, patch cords and jumper cords. Double-sided g2 Evolution Vertical Cable Managers feature movable mid-sections that can be positioned for a 50/50, 40/60 or 60/40 front/rear split of the internal cable management space to match cabling requirements. The front door is secured by a spring-loaded two-point latch controlled by a single knob; simply turn the knob on the right or left side of the door and pull to swing the door open or turn both knobs to remove the door.

#### OPTIONS

- Choose from single- or double-sided vertical managers
- Choose the two-post or four-post rack that best fits your equipment
- Unique Cable Lashing Bar Kit for bundle control
- Unique Fiber Segregation Kit to control fiber within the cabling section trough
- Unique movable mid-section allows for adjustable front-to-back trough volume ratio

## Chatsworth Products, Inc. (CPI)

## FEATURES

- 6 in., 8 in., 10 in., 12 in. and 15 in. models available to match your cable densities
- 6 ft., 7 ft. and 8 ft. height models available to match your room design
- T-shaped cable management cable guides align with rack-mount spaces (U) with decreased deflection for heavier Cat 6A cabling
- Rigid vertical manager trough to support heavy bundles of cable
- Movable mid-section for allocation of front-to-back volume/capacity
- Rounded cable guide edges at the top to protect cable entrance and exit

## EVOLUTION VERTICAL CABLE MANAGEMENT

Anixter No.	Vendor No.	Description
368557	35521-703	7 ft. H x 6 in. W x 24.5 in. D, Evolution g2 double-sided vertical cable manager, black
377909	35522-703	7 ft. H x 8 in. W x 24.5 in. D, Evolution g2 double-sided vertical cable manager, black
368556	35523-703	7 ft. H x 10 in. W x 24.5 in. D, Evolution g2 double-sided vertical cable manager, black
368555	35524-703	7 ft. H x 12 in. W x 24.5 in. D, Evolution g2 double-sided vertical cable manager, black
377910	35525-703	7 ft. H x 15 in. W x 24.5 in. D, Evolution g2 double-sided vertical cable manager, black
375567	35511-703	7 ft. H x 6 in. W x 13.2 in. D, Evolution g1 single-sided vertical cable manager, black
377911	35512-703	7 ft. H x 8 in. W x 13.2 in. D, Evolution g1 single-sided vertical cable manager, black
377912	35513-703	7 ft. H x 10 in. W x 13.2 in. D, Evolution g1 single-sided vertical cable manager, black
375568	35514-703	7 ft. H x 12 in. W x 13.2 in. D, Evolution g1 single-sided vertical cable manager, black
377913	35515-703	7 ft. H x 15 in. W x 13.2 in. D, Evolution g1 single-sided vertical cable manager, black

## ACCESSORIES

Anixter No.	Vendor No.	Description
377914	35475-701	Fiber segregation kit, black
377915	35473-001	Cable lashing bar kit

## VCS Vertical Cabling Sections

CHATSWORTH PRODUCTS INC (CPI)



Open vertical cable trough for use with Universal, Standard, and 6 in. deep Standard Racks and QuadraRacks. Use with racks that support patch panels when customers want premise cable and patch cords in open view. Select to match the height of the supporting rack.

## FEATURES

- Front- and rear-facing troughs are completely open
- Rotating latches on 12 in. vertical intervals secure cables
- Cable front-to-rear pass-through ports in-between each latch
- All cable openings are edge-protected
- Includes installation hardware
- Other heights and colors available

## DOUBLE-SIDED

Anixter No.	Vendor No.	Description
174145	12096-503	7 ft. H x 3.65 in. W x 12.75 in. D, clear
174146	12096-703	7 ft. H x 3.65 in. W x 12.75 in. D, black
166031	11729-503	7 ft. H x 6 in. W x 12.75 in. D, clear
174142	11729-703	7 ft. H x 6 in. W x 12.75 in. D, black

## SINGLE-SIDED

Anixter No.	Vendor No.	Description
164160	11374-703	7 ft. H x 6 in. W x 6.38 in. D, black
176096	11730-703	7 ft. H x 3.65 in. W x 6.38 in. D, black

## MCS Master Cabling Section

CHATSWORTH PRODUCTS INC (CPI)



Front-facing (single-sided) or combination front- and rear-facing (double-sided) vertical cable trough for use with Universal, Standard and 6 in. deep Standard Racks and QuadraRacks. Use with racks that support patch panels when customers want premise cable and patch cords hidden from view. Select to match the height of the supporting rack.

## FEATURES

- Front- and rear-facing troughs have 1U high openings on both sides for organizing patch cords/premise cable
- Front- and rear-facing troughs have an integrated latch-closure door/cover that swings open to the right or left and may be removed
- All cable openings front and rear are edge-protected
- Available in three widths, match to height of supporting rack
- Includes installation hardware, finish is black or clear, doors and cable guides are black
- Other sizes are available

## DOUBLE-SIDED

Anixter No.	Vendor No.	Description
236176	30094-503	MCS Master Cabling Section, double-sided, 7 ft. H x 4.4 in. W x 16.15 in. D, clear
236177	30094-703	MCS Master Cabling Section, double-sided, 7 ft. H x 4.4 in. W x 16.15 in. D, black

Continued on next page &gt;&gt;

Racks, Cabinets and Cable Management

Chatsworth Products, Inc. (CPI)

(continued) MCS Master Cabling Section

Anixter No.	Vendor No.	Description
236180	30095-503	MCS Master Cabling Section, double-sided, 7 ft. H x 6 in. W x 16.15 in. D, clear
236182	30096-503	MCS Master Cabling Section, double-sided, 7 ft. H x 10 in. W x 16.15 in. D, clear
236183	30096-703	MCS Master Cabling Section, double-sided, 7 ft. H x 10 in. W x 16.15 in. D, black

SINGLE-SIDED

Anixter No.	Vendor No.	Description
236170	30091-503	MCS Master Cabling Section, single-sided, 7 ft. H x 4.4 in. W x 8.08 in. D, clear
236171	30091-703	MCS Master Cabling Section, single-sided, 7 ft. H x 4.4 in. W x 8.08 in. D, black
236172	30092-503	MCS Master Cabling Section, single-sided, 7 ft. H x 6 in. W x 8.08 in. D, clear
236173	30092-703	MCS Master Cabling Section, single-sided, 7 ft. H x 6 in. W x 8.08 in. D, black
236174	30093-503	MCS Master Cabling Section, single-sided, 7 ft. H x 10 in. W x 8.08 in. D, clear
236175	30093-703	MCS Master Cabling Section, single-sided, 7 ft. H x 10 in. W x 8.08 in. D, black

MCS-EFX Master Cabling Section with Extended Fingers

CHATSWORTH PRODUCTS INC (CPI)



The MCS-EFX Master Cabling Section with Extended Fingers is a large capacity vertical cable management solution for two-post and four-post racks. MCS-EFX is available as a single-sided or double-sided cable management trough in several sizes.

MCS-EFX is manufactured from a combination of strong, lightweight aluminum sheet and plenum-rated composite materials for maximum strength at minimal weight. MCS-EFX is packaged in a single carton for easy handling and includes installation hardware.

FEATURES

- Cable openings on the side of MCS-EFX are sized to accommodate 48 patch cords, twice the capacity of the standard MCS. Openings have rounded edges to protect cable and will not deform or break
- Patented cable openings on the sides of MCS-EFX align with RMU spaces on the rack allowing cables to exit by RMU increments
- The door hinges open to the right or left for easy access to cables during moves, adds or changes, and locks in the closed position to protect cables from damage
- MCS-EFX also available in 7.5 ft. and 8 ft. H

SINGLE-SIDED

Anixter No.	Vendor No.	Description
284596	40092-703	7 ft. H x 6 in. W x 10.62 in. D, black
284597	40093-703	7 ft. H x 10 in. W x 10.62 in. D, black
284598	40094-703	7 ft. H x 12 in. W x 10.62 in. D, black

DOUBLE-SIDED

Anixter No.	Vendor No.	Description
284599	40095-703	7 ft. H x 6 in. W x 21.23 in. D, black
284600	40096-703	7 ft. H x 10 in. W x 21.23 in. D, black
284601	40097-703	7 ft. H x 12 in. W x 21.23 in. D, black

Velocity Vertical Cable Management

CHATSWORTH PRODUCTS INC (CPI)

NEW!



Velocity Vertical Cable Management is an economical vertical cable management solution with a unique snap-together design that reduces shipping size and cost. The components can be quickly assembled and then bolted to a CPI rack or QuadraRack. Ships unassembled with patented cable guide fingers at 1U intervals.

FEATURES

- 1U high finger openings for patch cords along both sides of the trough, similar to MCS and CCS
- Snap-on cover similar to Universal Horizontal Cable Manager
- All cable openings are edge-protected
- Single-sided and double-sided models in various widths and heights
- Includes assembly and installation hardware

SINGLE-SIDED, FOR 7 FT. H (45U) RACKS

Anixter No.	Vendor No.	Description
420004	13901-703	80.5 in. H x 3.6 in. W x 9.7 in. D, black
415456	13902-703	80.5 in. H x 6.0 in. W x 9.8 in. D, black
415457	13904-703	80.5 in. H x 10 in. W x 10.3 in. D, black
420013	13905-703	80.5 in. H x 12 in. W x 10.4 in. D, black

DOUBLE-SIDED, FOR 7 FT. H (45U) RACKS

Anixter No.	Vendor No.	Description
420016	13911-703	80.5 in. H x 3.6 in. W x 16.4 in. D, black
415458	13912-703	80.5 in. H x 6.0 in. W x 16.6 in. D, black
415459	13914-703	80.5 in. H x 10 in. W x 17.5 in. D, black
420025	13915-703	80.5 in. H x 12 in. W x 17.8 in. D, black

# Chatsworth Products, Inc. (CPI)

## CCS Combination Cabling Section

CHATSWORTH PRODUCTS INC (CPI)



Combination front- and rear-facing (double-sided) vertical cable trough for use with the Universal, Standard, and 6 in. deep Standard Racks and QuadraRacks. Use with racks that support patch panels when customers want patch cords to be hidden from view.

### FEATURES

- Front-facing trough has 1U high openings on both sides for organizing patch cords
- Front-facing trough has an integrated latch-closure door/cover that swings open to the right or left and may be removed
- Rear-facing trough is completely open with spin-latch closures at 12 in. vertical intervals
- All cable openings front and rear are edge-protected
- Available in three widths, match with style and height of supporting rack
- Includes installation hardware, finish is black

CCS COMBINATION CABLING SECTION FOR USE WITH UNIVERSAL OR STANDARD RACK

Anixter No.	Vendor No.	Description
249545	30161-703	7 ft. H x 3.65 in. W x 12.24 in. D, black
249547	30162-703	7 ft. H x 6 in. W x 12.24 in. D, black
249549	30163-703	7 ft. H x 10 in. W x 12.24 in. D, black

CCS COMBINATION CABLING SECTION FOR USE WITH 6 IN. DEEP STANDARD RACK

Anixter No.	Vendor No.	Description
249550	30164-703	7 ft. H x 3.65 in. W x 14.61 in. D, black
249551	30165-703	7 ft. H x 6 in. W x 14.61 in. D, black
249552	30166-703	7 ft. H x 10 in. W x 14.61 in. D, black

## CCS-EFX Combination Cabling Section With Extended Fingers

CHATSWORTH PRODUCTS INC (CPI)



The CCS-EFX Combination Cabling Section with Extended Fingers is a double-sided vertical cable management trough designed for use with CPI's Universal and Standard

Racks to manage cable at the cross-connect, especially when using angled-face copper patch panels.

The CCS-EFX is manufactured from a combination of strong, lightweight aluminum sheet and plenum-rated composite materials for maximum strength at minimal weight. CCS-EFX is packaged in a single carton for easy handling and includes installation hardware.

### FEATURES

- Cable openings on the front of CCS-EFX are sized to accommodate 48 patch cords, twice the capacity of the standard CCS. Openings have rounded edges to protect cable and will not deform or break
- Cable openings on the front of CCS-EFX align with rack-mount spaces on the rack allowing cables to exit in U increments
- The front door hinges open to the right or left for easy access to cables during moves, adds and changes (MACs) and locks in the closed position to protect cables from damage
- Open rear of CCS-EFX allows large premise cable bundles to exit the manager into the rack-mount space. Spin closure latches secure cables
- CCS-EFX also available in 7.5 ft. and 8 ft. H

Anixter No.	Vendor No.	Description
284604	40098-703	7 ft. H x 6 in. W x 14.94 in. D, black
284605	40099-703	7 ft. H x 10 in. W x 14.94 in. D, black
284606	40100-703	7 ft. H x 12 in. W x 14.94 in. D, black

## Evolution Horizontal Cable Management

CHATSWORTH PRODUCTS INC (CPI)



CPI Evolution Horizontal Cable Management provides a solution for managing high-density cabling applications on open two-post and four-post CPI rack systems, delivering increased performance to match the demands of data center applications. Featuring easy-to-use doors with styling that complements the CPI TeraFrame family of cabinets, Evolution Cable Management provides innovative interior features to help maximize the capacity and utility of vertical and horizontal cable management.

Evolution Horizontal Cable Managers are ideal for use above and below patch panels and network switches to organize and store cables. The included plastic T-shaped cable guides help to organize patch cords and jumper cords as they enter and exit the horizontal manager to make individual equipment connections.

### OPTIONS

- Choose from three heights to match your cabling density
- Use with any CPI two-post or four-post rack system

### FEATURES

- Horizontal manager for use above and below patch panels and network switches
- Superior strength T-shaped cable guides for cable routing and control
- Rounded edge cable guides protect cables from cuts and scrapes
- Contoured front door with snap-on hinges

Continued on next page >>

## Racks, Cabinets and Cable Management

# Chatsworth Products, Inc. (CPI)

### (continued) Evolution Horizontal Cable Management

- Front door swings up or down and stays in the open position while cabling
- Available in 1U, 2U and 3U configurations for 19 in. EIA-310-E compliant racks or cabinets

Anixter No.	Vendor No.	Description
375569	35441-701	1U x 19 in. W x 8.2 in. D, black
368558	35441-702	2U x 19 in. W x 8.2 in. D, black
375570	35441-703	3U x 19 in. W x 8.2 in. D, black

### Velocity Horizontal Cable Management

CHATSWORTH PRODUCTS INC (CPI)



Provides a rack-mounted horizontal pathway for patch cords. Use with CPI's Velocity Vertical Cable Management above and below patch panels and network switches. CPI recommends 1U of cable management for every 2U of connectivity.

#### FEATURES

- Snap-on cover, pivots open up or down
- Pass cables front-to-rear through openings in rear of panel
- T-shaped fingers organize patch cords entering/exiting rack-mount equipment
- Made of plastic, all cable openings are edge-protected
- Includes installation hardware

Anixter No.	Vendor No.	Description
420027	13930-701	1U x 19 in. W x 5.9 in. D, black
415483	13930-702	2U x 19 in. W x 5.9 in. D, black
420029	13930-703	3U x 19 in. W x 5.9 in. D, black

### Universal Horizontal Cable Manager

CHATSWORTH PRODUCTS INC (CPI)



Provides a rack-mounted horizontal pathway for patch cords. Use above patch panels and network switches. CPI recommends 1U of cable management for every 2U of connectivity. The Universal Horizontal Cable Manager complements CPI's CCS Combination Cabling Section and MCS Master Cabling Section.

#### FEATURES

- Snap-on cover, pivots open up or down
- Pass cables front-to-rear through opening in rear of panel
- T-shaped fingers organize patch cords entering/exiting rack-mount equipment
- Use 6.5 in. D panels when double-sided MCS are attached to Standard or Universal Racks

#### SINGLE-SIDED

Anixter No.	Vendor No.	Description
256551	30139-719	Universal Horizontal Cable Manager, 1U x 19 in. W x 5.2 in. D, black
247659	30130-719	Universal Horizontal Cable Manager, 2U x 19 in. W x 5.2 in. D, black
247661	30131-719	Universal Horizontal Cable Manager, 3U x 19 in. W x 5.2 in. D, black
267509	30139-723	Universal Horizontal Cable Manager, 1U x 23 in. W x 5.2 in. D, black
247660	30130-723	Universal Horizontal Cable Manager, 2U x 23 in. W x 5.2 in. D, black
247662	30131-723	Universal Horizontal Cable Manager, 3U x 23 in. W x 5.2 in. D, black
267511	30339-719	Universal Horizontal Cable Manager, 1U x 19 in. W x 6.5 in. D, black
247664	30330-719	Universal Horizontal Cable Manager, 2U x 19 in. W x 6.5 in. D, black
247667	30331-719	Universal Horizontal Cable Manager, 3U x 19 in. W x 6.5 in. D, black
267512	30339-723	Universal Horizontal Cable Manager, 1U x 23 in. W x 6.5 in. D, black
247665	30330-723	Universal Horizontal Cable Manager, 2U x 23 in. W x 6.5 in. D, black
247666	30331-723	Universal Horizontal Cable Manager, 3U x 23 in. W x 6.5 in. D, black

#### DOUBLE-SIDED (ALSO AVAILABLE IN 23 IN.)


Anixter No.	Vendor No.	Description
271867	30529-719	Universal Horizontal Cable Manager, 1U x 19 in. W x 11.73 in. D, black
271868	30530-719	Universal Horizontal Cable Manager, 2U x 19 in. W x 11.73 in. D, black
271869	30531-719	Universal Horizontal Cable Manager, 3U x 19 in. W x 11.73 in. D, black



## Chatsworth Products, Inc. (CPI)

## 19 in. Horizontal Wire Management Panels

CHATSWORTH PRODUCTS INC (CPI)



19 in. Horizontal Wire Management Panels for use on CPI racks or QuadraRacks when equipped with the VCS Vertical Cabling Section or for use within any CPI Cabinet System. CPI recommends planning 1U of cable management for every 2U of connectivity.


**FEATURES**

- 19 in. W x 4 in. D panels
- 1.5 in. D standoff from rack
- 1U panel, rings are 1.5 in. H x 2.5 in. D
- 2U panel, rings are 3.25 in. H x 2.5 in. D
- Includes mounting hardware and cable distribution spools
- Other colors available

Anixter No.	Vendor No.	Description
174172	13070-719	1U x 19 in. W x 4 in. D, black
174173	13075-719	2U x 19 in. W x 4 in. D, black

## Large Horizontal Ring Panels

CHATSWORTH PRODUCTS INC (CPI)



Use above large network switches with vertical module cards when power supplies are at the base of the switch chassis.

**FEATURES**

- 2U panel, 2.8 in. H x 6 in. D-Rings
- Other colors available

Anixter No.	Vendor No.	Description
158553	11564-519	2U x 19 in. W x 6 in. D, clear
183717	11564-719	2U x 19 in. W x 6 in. D, black
184190	11564-723	2U x 23 in. W x 6 in. D, black

## Jumper Trays

CHATSWORTH PRODUCTS INC (CPI)



Provide strain relief for patch cord slack and for patch cords transitioning between adjacent racks.

**FEATURES**

- Patch cords enter/exit trays over controlled radii
- Upper jumper trays are open on top and cable enters from below
- Lower jumper trays are closed on top and cable enters from above
- Installation hardware not included, use Part No. 128493
- Other sizes and colors available

## UPPER JUMPER TRAYS


Anixter No.	Vendor No.	Description
174148	12183-519	2U x 19 in. W x 3.5 in. D, clear
174150	12183-719	2U x 19 in. W x 3.5 in. D, black
174153	12183-723	2U x 23 in. W x 3.5 in. D, black
283579	13183-719	2U x 19 in. W x 6 in. D, black

## LOWER JUMPER TRAYS

Anixter No.	Vendor No.	Description
174159	12185-719	2U x 19 in. W x 3.5 in. D, black
174165	12187-719	3U x 19 in. W x 3.5 in. D, black
249524	12185-723	2U x 23 in. W x 3.5 in. D, black
249525	12187-723	3U x 23 in. W x 3.5 in. D, black

## Patch Panel Wire Management Bar

CHATSWORTH PRODUCTS INC (CPI)



Provides a rack-mounted support for cables in-between CPI Cabling Sections and the rear of patch panels.


Anixter No.	Vendor No.	Description
219941	12176-501	Clear
174174	12176-701	Black

Racks, Cabinets and Cable Management

# Chatsworth Products, Inc. (CPI)

Enhanced Cable Managers

CHATSWORTH PRODUCTS INC (CPI)



Enhanced Vertical Cable Managers for CPI's MegaFrame Cabinet System allow cables to be organized by rack-mount space, making it easier to trace individual cables during moves, adds and changes. Additionally, two Enhanced Vertical Managers can be connected with Front-to-Back Managers (as shown) to create a complete pathway for patch cords that connect network switches and computers within the same or adjacent cabinets.

**FEATURES**

- Enhanced Vertical Managers are available in two sizes for large and extra-large cable capacities. The narrow version can be added to any MegaFrame Cabinet. The wide version is used in any 23 in. wide MegaFrame Cabinet that has been converted into a 19 in. rack solution with CPI's 23 in. to 19 in. Rail Adapter Kit (Part No. 10587). Both models include a snap-on door to protect cables. The matching Front-to-Back Managers (sold in pairs) snap onto the vertical managers and adjust to match the depth of the cable managers
- Cable openings in the Enhanced Vertical Manager allow cables to exit by U. Openings have rounded edges to protect cable and will not deform or break
- The back side of the Enhanced Vertical Manager has four edge-protected cable pass-through ports for front-to-back cabling
- Cover snaps on and opens to the right or left
- Front-to-Back Managers adjust in depth to connect the front and rear Enhanced Vertical Manager
- Available in black finish only

**NARROW ENHANCED VERTICAL CABLE MANAGERS**


Anixter No.	Vendor No.	Description
313461	13171-702	6 ft. H x 3.50 in. W x 5.23 in. D
313452	13171-701	6 ft. 6 in. H x 3.50 in. W x 5.23 in. D
313454	13171-700	7 ft. H x 3.50 in. W x 5.23 in. D

**WIDE ENHANCED VERTICAL CABLE MANAGERS**

Anixter No.	Vendor No.	Description
313456	13170-702	6 ft. H x 4.75 in. W x 8.77 in. D
313459	13170-701	6 ft. 6 in. H x 4.75 in. W x 8.77 in. D
268426	13170-700	7 ft. H x 4.75 in. W x 8.77 in. D

## TrueNet Copper Cable Management Solutions

## ADC KRONE



ADC's Ethernet Distribution Frame (EDF) forms a central patching location between active Ethernet network elements. By creating a centralized craft interface for adds, upgrades and rearrangements on Ethernet equipment, the EDF enables change without service disruptions. This central patching location provides a logical and easy-to-manage infrastructure due to two design characteristics: 1) All network elements have permanent equipment cable connections that are, once terminated, never handled again. 2) All changes, circuit rerouting, upgrades, maintenance and other activities are accomplished using semi-permanent patch cords on the front of the EDF cross-connect bay.

## FEATURES

- Pre-tapped for quick and easy assembly
- 7 feet tall by 19 inches wide
- Brushed aluminum finish or anodized black finish available

## 7 FT. EQUIPMENT RACK

Self-assembly aluminum relay rack, 3 in. channel.

Anixter No.	Vendor No.	Description
283493	ADCRACKMF73	Brushed aluminum

## CABLE GLIDE MANAGER, VERTICAL MOUNT

To equip both sides of a 7-foot rack, order two Glide Cable Manager units.

Anixter No.	Vendor No.	Description
283494	ADCCMVIB06F-2	6 in., front only, without slack manager
283495	ADCCMVIBS06F-2	6 in., front only, with slack manager
283496	ADCCM-06	6 in., without slack manager
283497	ADCCM-08	8 in., without slack manager
283498	ADCCM-10	10 in., without slack manager
283499	ADCCM-12	12 in., without slack manager
373818	ADCCMS-06	6 in., with slack manager
283500	ADCCMS-08	8 in., with slack manager
283501	ADCCMS-10	10 in., with slack manager
283502	ADCCMS-12	12 in., with slack manager
218563	ADCCMTG02	Crossover trough, 2RU
218562	ADCCMTG04	Crossover trough, 4RU

## HINGED BLACK METAL COVER KITS

To equip both sides of a 7 ft. rack (front and back), order two cover kits.

Anixter No.	Vendor No.	Description
373816	ADCCMVIBC06B4	41 in. x 6 in.
218573	ADCCMVIBC08B4	41 in. x 8 in.
218575	ADCCMVIBC10B4	41 in. x 10 in.
218576	ADCCMVIBC12B4	41 in. x 12 in.

## HINGED BLACK METAL COVER KITS

To equip both sides of a 7 ft. rack (front only), order two cover kits. These covers are for Glide Cable Managers ADCCMVIB06F-2 and ADCCMVIBS06F-2 only.

Anixter No.	Vendor No.	Description
373819	ADCC06-2	41 in. x 6 in., two per pack

## GLIDE CABLE MANAGER, CABINET MOUNT

Ships four per pack.

Anixter No.	Vendor No.	Description
373821	ADCCMVIB-CB10-4	6 in. x 10RU
373822	ADCCMVIB-CB-4	6 in. x 20RU
373824	ADCCMVIB-3CB20-4	3 in. x 20RU, with cable retention
373826	ADCCMVIB-6CB20-4	6 in. x 20RU, with cable retention

## TrueNet Hinged Wall-mount Brackets

## ADC KRONE



ADC offers two hinged brackets for wall-mounting patch panels. The brackets are 19 in. wide to accommodate any standard patch panel, and 5 in. deep.

Anixter No.	Vendor No.	Description
146330	6653 2 701-00	3.5 in. hinged bracket
146329	6653 2 701-01	7 in. hinged bracket

## Support Bars, Wall- or Rack-mount

## ADC KRONE



Wall- or rack-mount supports Type 85 or 105 mounting brackets (two required). Uses 4 in. legs.

Anixter No.	Vendor No.	Description
162550	6652 2 023-02	19 in. support bars for three mounting brackets
131307	6652 2 014-00	35 1/2 in. support bars for six mounting brackets

## Racks, Cabinets and Cable Management

# ADC

### Inverted Support Bars

ADC KRONE



Supports up to three Type 85 or 105 mounting brackets (two required). Inverted Support Bars are designed for equipment cabinets where terminations must be flush with the front of the rack. Uses 4 in. legs.

Anixter No.	Vendor No.	Description
162544	6652 2 004-54	19 in. wide
181074	6652 2 004-57	23 in. wide

### Mounting Frames, Wall- or Rack-mount

ADC KRONE



Mounting frames can be wall- or rack-mounted. They provide an easy means of mounting 21-position 8- and 10-pair mounting brackets with blocks. Mounting frames come with D-Rings for wire and patch cord routing.

Anixter No.	Vendor No.	Description
130179	6652 2 100-00	19 in. mounting frame, mounts up to three brackets
195658	6652 2 113-00	23 in. mounting frame, mounts up to four brackets
130187	6652 2 101-00	35.5 in. mounting frame, mounts up to five brackets

### High-density Cable Manager

ADC KRONE



Designed for management of terminated cables on the rear side of the high-density patch panels. A 1/2 in. flange provides for a flat tie point. Includes two 12/24 screws for mounting to rack.

Anixter No.	Vendor No.	Description
172070	6653 2 703-10	High-density cable manager

### High-volume Cable Manager

ADC KRONE



For larger installations, the high-volume cable manager provides greater capacity and strength than the horizontal wire managers that attach directly to the UMS mounting brackets. Available in widths to match standard equipment racks, the high-volume cable manager can be either rack- or wall-mounted. The manager includes a back mounting plate and a set of 6 in. by 6 in. rings. The number and position of rings varies to allow the manager to be used with a variety of UMS configurations. Mounting holes across the face of the mounting plate allow the position of rings to be changed to match the varying widths of the UMS mounting brackets in either the Type 105 or Type 160 positions. Although designed as a companion to the universal mounting system, the high-volume cable managers may be used in any application.

Anixter No.	Vendor No.	Description
184654	6657 2 005-19/04	19 in., four rings
184659	6657 2 005-35/06	35 1/2 in., six rings

### Rear Wire Manager for Multimedia Panels

ADC KRONE



Designed for use with plug-and-play patch panels, it accepts cables from either side of the rack and utilizes 24 lances to anchor cables.

Anixter No.	Vendor No.	Description
161283	6653 2 703-00	Rear wire manager

### Finger Duct Front Cable Managers

ADC KRONE



ADC's Front Managers are great for organizing patch cords with modular patch panels. They fit on a standard EIA 19 in. equipment rack. The managers are made of UL 94V-0 plastic and include a snap-on cover.

Anixter No.	Vendor No.	Description
237951	6652 2 153-00	1.5 in. x 3 in.
237941	6652 2 330-00	3 in. x 3 in.

## NetShelter SX Enclosures

AMERICAN POWER CONVERSION



The APC NetShelter SX is an integral part of APC's InfraStruxure solution. Designed specifically for IT and data center applications, the NetShelter SX is ideal for high-density data centers when the delivery of a high amount of power and cable management options to servers and networking equipment is required. The enclosures provide a complete IT support system that seamlessly integrates with APC's cooling, rack power distribution and cable management products.

## FEATURES

- Several combinations of width, height, and depth make it easy to select the right cabinet for high-density server applications and networking environments
- Vendor-neutral mounting for guaranteed compatibility with all EIA-310 compliant 19 in. equipment
- A proven frame design, heavy-gauge mounting rails and heavy-duty casters provide for 3,000 lb. (1,364 kg) static and 2,250 lb. (1,023 kg) dynamic load ratings
- Rear channel provides integrated tool-less mounting of APC Rack Power Distribution Units and vertical cable managers
- The vertical mounting rails can be adjusted in 1/4 in. increments from a maximum depth of 31 in. to a minimum depth of 15 in., covering virtually any mounting requirement for IT equipment
- Large cable access slots in the roof provides 150 sq. in. (982 sq. cm) of access for overhead cable egress and the open-bottom design allows for unobstructed cable access through raised floor
- Perforated front and rear doors provide ample ventilation for servers and networking equipment. Front door can be moved to opposite side or interchanged with rear doors
- Doors are easily removed with simple lift-off design
- Half-height quick-release side panels reduce size and weight for easy handling and access to equipment
- Side panels are lockable utilizing a single key with the doors
- Split rear doors improve access and serviceability to rear of rack-mounted equipment
- Enclosures are shipped standard with both leveling feet and casters
- Overhead cable troughs and data cable partitions install tool-lessly on the roof of the enclosure, eliminating the need for ceiling-mounted or underfloor-mounted cable trays
- The roof, side panels, front and rear doors are grounded to the frame of the enclosure

Anixter No.	Vendor No.	Description
324347	AR3100	NetShelter SX 42U 600 mm W x 1,070 mm D, color: black
324398	AR3107	NetShelter SX 48U 600 mm W x 1,070 mm D, color: black

Anixter No.	Vendor No.	Description
425087	AR3140	NetShelter SX Networking 42U 750 mm W x 1,070 mm D, color: black
324348	AR3150	NetShelter SX 42U 750 mm W x 1,070 mm D, color: black
325939	AR3157	NetShelter SX 48U 750 mm W x 1,070 mm D, color: black
353152	AR3300	NetShelter SX 42U 600 mm W x 1,200 mm D, color: black
353153	AR3307	NetShelter SX 48U 600 mm W x 1,200 mm D, color: black
353154	AR3350	NetShelter SX 42U 750 mm W x 1,200 mm D, color: black
370676	AR3357	NetShelter SX 48U 750 mm W x 1,200 mm D, color: black
374028	AR3104	NetShelter SX 24U 600 mm W x 1,070 mm D, color: black

## NetShelter WX Enclosures

AMERICAN POWER CONVERSION



Support remote patching and networking applications in a convenient wall-mount rack with an easy install rear-hinged section and reversible doors.

Anixter No.	Vendor No.	Description
312934	AR100	NetShelter WX, 13U, with threaded hole vertical mounting rail, glass front door, black
312935	AR100HD	NetShelter WX, 13U, with threaded hole vertical mounting rail, vented front door, black

## Racks, Cabinets and Cable Management

# APC

### NetShelter CX Office Enclosures

AMERICAN POWER CONVERSION

**NEW!**



Conveniently support servers and networking equipment in a cool, quiet, secure and attractive cabinet. The NetShelter CX Office Enclosures deliver an appealing and cost-effective alternative to building out a new computer room or deploying a loud metal enclosure in the open office.

#### FEATURES

- Lockable front doors protect IT equipment from unwanted access
- Light oak veneer finish blends the enclosure discretely into almost any office environment
- Acoustic foam lining provides noise dampening of installed IT equipment allowing the enclosure to be placed in a quiet environment
- Six vertical 0U accessory channels provide multiple mounting locations for cable management accessories and rack PDUs without using critical equipment space
- Integrated power distribution with a rack power distribution unit provided, servers and other equipment are ready for deployment
- Integrated heat removal with high-efficiency fan modules remove heat and eliminate the need to purchase a costly cooling unit for your IT equipment

Anixter No.	Vendor No.	Description
425092	AR4018	NetShelter CX, 18U, 750 mm W x 1,130 mm D, oak/grey finish
425094	AR4024	NetShelter CX, 24U, 750 mm W x 1,130 mm D, oak/grey finish
425097	AR4038	NetShelter CX, 38U, 750 mm W x 1,130 mm D, oak/grey finish

### NetShelter 2-Post Open Frame Rack

AMERICAN POWER CONVERSION



The NetShelter 2-Post Open Frame Rack offers a quality solution for the economical installation of rack-mountable networking equipment. The 2-Post Open Frame Rack offers cost-conscious customers a simple solution for rack mounting network equipment in a secure managed environment including data centers, wiring closets and colocation facilities.

#### FEATURES

- Made with high-grade aluminum extrusions
- 45U (78.75 in. or 200 cm) of equipment mounting space in a 7 ft. high design
- Self-squaring design makes assembly quick and easy

Anixter No.	Vendor No.	Description
353149	AR200	NetShelter 2-Post Open Frame Rack, 45U, #12-24 threaded holes, color: aluminum
353150	AR201	NetShelter 2-Post Open Frame Rack, 45U, #12-24 threaded holes, color: black

### NetShelter 4-Post Open Frame Racks

AMERICAN POWER CONVERSION



The NetShelter 4-Post Open Frame Rack provides simple, low-cost mounting means for rack-mount equipment in IT environments. Ideal for rack-mount servers, networking and telecom equipment where security at the individual rack level is not required, open frame racks provide unobstructed airflow and fast, easy access to installed equipment.

#### FEATURES

- New design for easier assembly
- Steel construction
- 44U mounting spaces (84 in. tall)
- Black finish
- Multiple tool-less mounting points for hook-and-loop fasteners (AR8621)
- Multi-position rack PDU mounting bracket
- Reversible stabilization plates
- Grounding inserts
- Weight capacity (static load) 2,000 lb. (909 kg)

Anixter No.	Vendor No.	Description
407843	AR203A	NetShelter 4-Post Open Frame Rack, square holes, color: black
414514	AR204A	NetShelter 4-Post Open Frame Rack, threaded holes, color: black

## NetShelter Cable Management, Support and Mounting Hardware

AMERICAN POWER CONVERSION



## BOLT-DOWN BRACKET

Anixter No.	Vendor No.	Description
353162	AR7701	Bolt-down brackets for NetShelter SX enclosures

## DATA CABLE PARTITIONS

Anixter No.	Vendor No.	Description
353173	AR8162ABLK	Data cable partition, NetShelter, 600 mm W
353174	AR8163ABLK	Data cable partition, NetShelter, 600 mm W, pass-through
353179	AR8172BLK	Data cable partition, NetShelter, 750 mm W
353180	AR8173BLK	Data cable partition, NetShelter, 750 mm W, pass-through

## POWER CABLE TROUGHS

Anixter No.	Vendor No.	Description
425165	AR8561	Cable trough for 600 mm wide enclosures
425169	AR8571	Cable trough for 750 mm wide enclosures

## HORIZONTAL CABLE MANAGERS

Anixter No.	Vendor No.	Description
374037	AR8602	Horizontal cable manager, 1U single-sided with cover - finger type
374038	AR8600	Horizontal cable manager, 2U single-sided with cover - finger type
374039	AR8601	Horizontal cable manager, 2U double-sided with cover - finger type
425173	AR8603	Horizontal cable manager, 2U x 6 in. deep single-sided with cover - finger type
350020	AR8425A	Horizontal cable organizer, 1U
350016	AR8426A	Horizontal cable organizer, 2U
350019	AR8428	Horizontal cable organizer, 2U, with pass-through holes
325042	AR8429	Horizontal cable organizer, 1U, with brush strip
353166	AR8008BLK	Horizontal cable organizer side channel, 18 to 30 in. adjustment
353167	AR8016ABLK	Horizontal cable organizer side channel, 10 to 18 in. adjustment

## VERTICAL CABLE ORGANIZERS

Anixter No.	Vendor No.	Description
348564	AR7502	Replacement vertical 0U accessory channel for supporting rack PDUs and vertical cable organizers, NetShelter SX
307540	AR8442	Vertical cable organizer, side rear-mount, zero U (qty. two)
374029	AR8443A	Vertical fiber organizer
374030	AR7711	NetShelter SX zero U Accessory Mounting Bracket for 1U and 2U patching
374031	AR7580	Vertical Cable Organizer for use with NetShelter SX 750 mm (AR3150 and AR3350) wide Enclosures – finger type
374035	AR7581	Hinged covers for NetShelter SX 750 mm wide vertical cable manager
374036	AR7582	Cable retainer for NetShelter SX 750 mm wide vertical cable manager
370677	AR7710	Cable containment brackets with PDU mounting
353164	AR7707	Cable management rings, 8 in. D, 750 mm W cabinet, NetShelter SX (qty. eight)
425182	AR7717	Additional Vertical Cable Manager Fingers for NetShelter SX Networking Enclosure

## MOUNTING SHELVES

Anixter No.	Vendor No.	Description
256505	AR8105BLK	Fixed shelf 50 lb./22.7 kg black
252710	AR8122BLK	Fixed shelf 250 lb./114 kg black
256507	AR8123BLK	Sliding shelf 100 lb./45.5 kg black
418494	AR8128BLK	Sliding shelf 200 lb./91 kg black
425197	AR8422	Double-sided fixed shelf for NetShelter 2-Post Open Frame Rack, 250 lb. black

## NETSHELTER SX RACK SECURITY DEVICES

Anixter No.	Vendor No.	Description
324907	AP9513	Door switch kit
353171	AR8132A	Combination lock handles (qty. two)
353148	AP9361	APC NetBotz Rack Access PX - HID

## NETSHELTER SX AIRFLOW MANAGEMENT BLANKING PANELS, KOLDLOK RAISED FLOOR GROMMETS AND SIDE AIR FLOW DUCTING KITS

Anixter No.	Vendor No.	Description
332646	AR8136BLK	1U 19 in. modular tool-less airflow management blanking panel (qty. 10)
324759	AR8136BLK200	1U 19 in. modular tool-less airflow management blanking panel (qty. 200)
266864	AR8101BLK	Airflow management blanking panel kit (1U, 2U, 4U, 8U)
353168	AR8108BLK	1U airflow management blanking panel kit (qty. two)
370683	AR7720	KoldLok integral raised-floor grommet (qty. 10)
374145	AR7730	KoldLok surface-mount raised-floor grommet (qty. 10)

Continued on next page &gt;&gt;

## Racks, Cabinets and Cable Management

# APC

*(continued)* NetShelter Cable Management, Support and Mounting Hardware

Anixter No.	Vendor No.	Description
374146	AR7740	KoldLok extended raised-floor grommet (qty. 10)
425208	AR7715	NetShelter SX Side Air Flow Duct Kit for Cisco 6500 and 9500 series switches

### RACK LCD CONSOLES

Anixter No.	Vendor No.	Description
425211	AP5808	17 in. Rack LCD Console with integrated 8-port analog KVM switch
425212	AP5816	17 in. Rack LCD Console with integrated 16-port analog KVM switch
425213	AP5717	17 in. Rack LCD Console
425214	AP5719	19 in. Rack LCD Console

## Open Frame Rack Cable Management

AMERICAN POWER CONVERSION



### FEATURES

- Fits two- and four-post open frame racks
- Double-sided cable channels
- Dual-hinge, snap-on covers
- Smooth radius fingers at 1U increments for superior cable protection
- Tool-less mounting provided on back panel for new fiber spools (AR8444) and hook-and-loop fasteners (AR8621)
- Cable capacity:
  - AR8650 (front) - 370 Cat 6, 270 Cat 6A
  - AR8650 (rear) - 510 Cat 6, 380 Cat 6A
  - AR8651 (front) - 740 Cat 6, 550 Cat 6A
  - AR8651 (rear) - 1030 Cat 6, 760 Cat 6A

Anixter No.	Vendor No.	Description
425235	AR8650	Vertical cable management for two- and four-post racks, with cover 6 in. W
425236	AR8651	Vertical cable management for two- and four-post racks, with cover 12 in. W



## Ultra Deep Server

BELDEN



The Ultra Deep Server (XUSD) is the most popular and flexible of Belden's cabinet offerings. Combining multiple top and bottom entrance points in a 45U rack space makes configurations simple and saves space. This system offers multiple front and rear door options to create a professional look and is available in custom colors.

## SPECIFICATIONS

1. Dimensions: 24 in. W x 42 in. D x 84 in. H (45RU); 48 in. D version available on request
2. Three pair 19 in. (EIA-310) mounting rails (10-32, 12-24 or cage nut type rails) with mounting hardware
3. Other Belden cabinet footprints and heights are available upon request

## FEATURES

- Reversible doors
- Lift-off side panels
- Locking doors and side panels
- Rubber gland access top to prevent dust
- Adjustable 19 in. mounting uprights
- Casters and levelers
- Optional antitip device

## ULTRA DEEP SERVER FRAME

Anixter No.	Vendor No.	Description
349965	XUSD84-3-100000	84 in. H x 24 in. W x 42 in. D, 45U, black
377289	XUSD84-3-142320	84 in. H x 24 in. W x 42 in. D, 45U, black, solid top panel, rigid perforated swing front door, perforated swing rear door, two solid side panels
377518	XUSD84-3-142300	84 in. H x 24 in. W x 42 in. D, 45U, black, solid top panel, rigid perforated swing front door, perforated swing rear door
377519	XUSD84-3-142720	84 in. H x 24 in. W x 42 in. D, 45U, black, solid top panel, rigid perforated swing front door, solid with eight 4 in. fan rear door, two solid side panels

## FRONT DOOR

Anixter No.	Vendor No.	Description
349970	8424-DSPF-3	Rigid perforated front door with 63% opening and swing handle latch and lock, black
349973	8424-DSVF-3	Tempered glass vented front door with swing handle latch and lock, black

## REAR DOOR

Anixter No.	Vendor No.	Description
349979	8424-DSSR-3	Split (French style) perforated rear door with 63% opening and swing handle latch and lock, black
349982	8424-DSPR-3	Rigid perforated rear door with 63% opening and swing handle latch and lock, black
349984	8424-DSVR-3	Tempered glass vented rear door with swing handle latch and lock, black

## SIDE PANELS

Anixter No.	Vendor No.	Description
349985	8436-01-SP-3	One lift-off solid side panel with lock, black
349988	8436-02-SP-3	Two solid side panels with locks, black

## TOPS/COOLING DEVICES

Anixter No.	Vendor No.	Description
349994	9315-7200	19 in. fan tray (nine 4 in. fans = 720 cfm)
349998	2430-TP-4-3	Top mount fan 4 in. diameter (four 4 in. fans = 320 cfm), black
350002	2430-TP-3-3	Top mount fan 10 in. diameter (550 cfm), black
350003	2430-TP-6-3	Perforated top, black
350004	2430-TP-1-3	Solid top, black

## ACCESSORIES - SHELVES

Anixter No.	Vendor No.	Description
337749	9910-0100	1U 19 in. solid filler panel, black
337750	9911-0200	2U 19 in. solid filler panel, black
337751	9912-0300	3U 19 in. solid filler panel, black
337752	9913-0400	4U 19 in. solid filler panel, black
337747	9010-1924	19 in. heavy-duty adjustable shelf (vented) four-point mounting 24 in. depth, 150 lb.
377522	9010-1930	19 in. heavy-duty adjustable shelf (vented) four-point mounting 30 in. depth, 150 lb.
377523	9010-1936	19 in. heavy-duty adjustable shelf (vented) four-point mounting 36 in. depth, 150 lb.
362137	9011-1918-16	19 in. flush-mount cantilevered shelf (vented) 18 in. depth, 25 lb.
362142	9012-1918-16	19 in. flush-mount cantilevered shelf (solid) 18 in. depth, 25 lb.
366547	9015-1909	19 in. retractable keyboard swivel shelf for maximum cabinet space efficiency

## Racks, Cabinets and Cable Management

## Belden

## High Density Racking System

## BELDEN

Belden's High Density Racking System (HDRS) allows for optimal density and ease of moves, adds and changes (MACs). Specifically designed for use in cross-connect and switches/servers hosting applications. Belden's fully integrated family of networking products reliably deliver the bandwidth you need and help you make the best use of valuable real estate.

## SPECIFICATIONS

1. High level of modularity; combination of high- and low-density managers allows for configuration to your specific needs
2. 1RU spaced radius control fingers (on high-density managers) eliminate needs for horizontal managers. Patch cords can be routed directly to the vertical manager
3. Any-point-to-any-point routing capability, make MACs work easily and enables configuration flexibility
4. Mixed media application, designed to handle both copper and fiber structured cable networks
5. Ease of install and great aesthetics

## TWO-POST RELAY RACKS

Anixter No.	Vendor No.	Description
349199	BHRR194	Aluminum, 19 in. W x 84 in. H, #12-24 tapped hole, 3 in. channel, black
349200	BHRR234	Aluminum, 23 in. W x 84 in. H, #12-24 tapped hole, 3 in. channel, black
377930	BHRR6194	Aluminum, 19 in. W x 84 in. H, #12-24 tapped hole, 6 in. channel, black
377935	XDR8419-312	Steel, 19 in. W x 84 in. H, #12-24 tapped hole, 3 in. channel with angle base, black
377940	XDR8419-312W	Welded steel, 19 in. W x 84 in. H, #12-24 tapped hole, 3 in. channel with angle base, black

## FOUR-POST SERVER RACKS (STEEL)

Anixter No.	Vendor No.	Description
377941	XDR8419-31224	Steel, 19 in. W x 84 in. H, #12-24 tapped hole, 3 in. channel, black, 24 in. depth
377942	XDR8419-31228	Steel, 19 in. W x 84 in. H, #12-24 tapped hole, 3 in. channel, black, 28 in. depth
377944	XDR8419-31232	Steel, 19 in. W x 84 in. H, #12-24 tapped hole, 3 in. channel, black, 32 in. depth
377945	XDR8419-31236	Steel, 19 in. W x 84 in. H, #12-24 tapped hole, 3 in. channel, black, 36 in. depth

## SINGLE-SIDED HIGH-DENSITY VERTICAL MANAGER

Anixter No.	Vendor No.	Description
349202	BHVH003	High-density with doors, 3 5/8 in. W x 84 in. H, black
349203	BHVH006	High-density with doors, 6 in. W x 84 in. H, black
349204	BHVH010	High-density with doors, 10 in. W x 84 in. H, black
349206	BHVH012	High-density with doors, 12 in. W x 84 in. H, black

## SINGLE-SIDED LOW-DENSITY VERTICAL MANAGER

Anixter No.	Vendor No.	Description
349209	BHVL003	Low-density without doors, 3 5/8 in. W x 84 in. H, black
349211	BHVL006	Low-density without doors, 6 in. W x 84 in. H, black
349213	BHVL010	Low-density without doors, 10 in. W x 84 in. H, black
349215	BHVL012	Low-density without doors, 12 in. W x 84 in. H, black

## DOUBLE-SIDED HIGH-DENSITY VERTICAL MANAGER

Anixter No.	Vendor No.	Description
349219	BHVHH03	High-density with doors, 3 5/8 in. W x 84 in. H, black
349221	BHVHH06	High-density with doors, 6 in. W x 84 in. H, black
349222	BHVHH10	High-density with doors, 10 in. W x 84 in. H, black
349223	BHVHH12	High-density with doors, 12 in. W x 84 in. H, black

## HIGH-/LOW-DENSITY VERTICAL MANAGER

Anixter No.	Vendor No.	Description
349227	BHVHL03	High-/low-density combination with front doors 3 5/8 in. W x 84 in. H, black
349229	BHVHL06	High-/low-density combination with front doors 6 in. W x 84 in. H, black
349231	BHVHL10	High-/low-density combination with front doors 10 in. W x 84 in. H, black
349233	BHVHL12	High-/low-density combination with front doors 12 in. W x 84 in. H, black

## VERTICAL MANAGER BACKCOVER

Anixter No.	Vendor No.	Description
349282	BHBC03X	3 5/8 in. W, black
349287	BHBC06X	6 in. W, black
349288	BHBC10X	10 in. W, black
349289	BHBC12X	12 in. W, black

## HORIZONTAL MANAGER WITH COVER

Anixter No.	Vendor No.	Description
349297	BHH191UR	19 in. W x 1U, black
349298	BHH192UC	19 in. W x 5.5 in., black
349299	BHH193U	19 in. W x 3U, black

## ACCESSORIES

Anixter No.	Vendor No.	Description
349304	BHTT196	Top transition channel, 19 in. W x 6 in. D, black
349305	BHTL196	Lower transition channel, 19 in. W x 6 in. D, black
349306	BHTD196	Lower transition channel double, 19 in. W x 6 in. D, black
349345	BHSH020	Slack management spool kit, black
349349	BHSP020	Slack management spools, two, black
349358	BHFS11U	Finger section, 11U, black
349364	BHPF100	Fastener for vertical manager (100)
349365	BHSM100	Tie mount for vertical manager (100)

# CommScope-Enterprise Solutions

## Network Cabinets

COMMSCOPE-ENTERPRISE SOLUTIONS



More than "just a box," CommScope Network Cabinets are a solution. CommScope cabinets are designed to be the right size, the right weight and have the right level of durability to support the entire line of CommScope solutions, including its industry-leading 10 Gbps solutions.

### FEATURES

- Supplied fully assembled
- Cable management room is superior for 10 Gbps cable
- Multiple cable entry
- Vertical cable channels
- Load rated to 500 kg/1,100 lb.
- Future-proofed; can accommodate 19 in. and ETSI equipment
- Accessories can be easily added or changed
- Depth options: 800 mm
- Width options: 800 mm

Anixter No.	Vendor No.	Description	Material ID
426473	NC42U800X800NS	Network bay cabinet, 42U, 800 mm x 800 mm	760142927
426474	42U800MMSIDEPNL	Side panel, 42U x 32 in./800 mm, qty. two	760143941

## Server Cabinets

COMMSCOPE-ENTERPRISE SOLUTIONS



CommScope Server Cabinets are the right cabinet to protect the right solution. CommScope Server Cabinets are designed to be the right size, the right weight and have the right level of durability to support the entire line of CommScope solutions, including its industry-leading 10 Gbps solutions. The right cabinet means less physical impact on the network infrastructure and, ultimately, on the network's performance.

### FEATURES

- Supplied fully assembled
- Load rated to 1,400 kg/3,000 lb.

- Accommodates all major servers on the market
- Cable management room is superior for 10 Gbps cable
- Future-proofed; can accommodate 19 in. and ETSI equipment
- Door vent pattern provides excellent thermal management
- Graded security to highest levels
- Application specific accessories
- Two depth options: 1,000 mm and 1,200 mm
- Two width options: 600 mm and 800 mm

### 42U SERVER CABINETS

Doors: vented steel front, double vented steel rear

Anixter No.	Vendor No.	Description	Material ID
426476	SC42U600X1000NS	Server bay cabinet, 42U, 600 mm x 1,000 mm	760143016
426477	SC42U800X1000NS	Server bay cabinet, 42U, 800 mm x 1,000 mm	760143032
426478	SC42U600X1200NS	Server bay cabinet, 42U, 600 mm x 1,200 mm	760143024
426479	SC42U800X1200NS	Server bay cabinet, 42U, 800 mm x 1,200 mm	760143040
426480	42U1000MMSIDEPNL	Side panel, 42U x 40 in./1,000 mm (2)	760143958
426481	42U1200MMSIDEPNL	Side panel 42U x 48 in./1,200 mm (2)	760143966

### 47U SERVER CABINETS

Doors: vented steel front, double vented steel rear

Anixter No.	Vendor No.	Description	Material ID
426482	SC47U600X1000NS	Server bay cabinet 47U 600 mm x 1,000 mm	760143057
426483	SC47U800X1000NS	Server bay cabinet, 47U, 800 mm x 1,000 mm	760143073
426485	SC47U600X1200NS	Server bay cabinet 47U 600 mm x 1,200 mm	760143065
426486	SC47U800X1200NS	Server bay cabinet, 47U, 800 mm x 1,200 mm	760143081
426487	47U1000MMSIDEPNL	Side panel 47U x 40 in./1,000 mm (2)	760143974
426488	47U1200MMSIDEPNL	Side panel, 47U x 48 in./1,200 mm (2)	760143982

## Racks, Cabinets and Cable Management

# CommScope-Enterprise Solutions

### Racks and Accessories

#### COMMSCOPE-ENTERPRISE SOLUTIONS

While a necessity for managing, distributing and controlling structured cabling, all racks and cable management devices are not created equal. CommScope understands the potential negative impact on network performance and company productivity when installation and accessibility are challenging. CommScope designs its racks and cable management devices with the same level of detail and importance as its infrastructure solutions, ensuring that customers get the best product to protect and manage their investment.

Available in two-post, four-post and wall-mount options, CommScope racks are designed for use in telecommunications equipment rooms for storing 19 in. (48.26 cm) EIA rack-mount telecommunications equipment.

#### TWO-POST RACKS: ALUMINUM



Anixter No.	Vendor No.	Description	Material ID
365799	RK3-45A	3 in. D channel x 7 ft. H x 19 in. W, 45U, #12-24 tapped rails, black	760082479
372111	RK3-52A	3 in. D channel x 8 ft. H x 19 in. W, 52U, #12-24 tapped rails, black	760082487
366103	RK6-45A	6 in. D channel x 7 ft. H x 19 in. W, 45U, #12-24 tapped rails, black	760082495
372112	RK6-52A	6 in. D channel x 8 ft. H x 19 in. W, 52U, #12-24 tapped rails, black	760082503
372113	RK12-45A	12 in. D channel x 7 ft. H x 19 in. W, 45U, #12-24 tapped rails, black	760082511
372114	RK12-52A	12 in. D channel x 8 ft. H x 19 in. W, 52U, #12-24 tapped rails, black	760090100

#### TWO-POST RACKS: STEEL

Anixter No.	Vendor No.	Description	Material ID
372115	RK3-45S	3 in. D channel x 7 ft. H x 19 in. W, 45U, 3/8 in. square-punched rails, black	760090118
372116	RK3-52S	3 in. D channel x 8 ft. H x 19 in. W, 52U, 3/8 in. square-punched rails, black	760090126
372117	RK6-45S	6 in. D channel x 7 ft. H x 19 in. W, 45U, 3/8 in. square-punched rails, black	760090134

Anixter No.	Vendor No.	Description	Material ID
372118	RK6-52S	6 in. D channel x 8 ft. H x 19 in. W, 52U, 3/8 in. square-punched rails, black	760090142
372119	RK12-45S	12 in. D channel x 7 ft. H x 19 in. W, 45U, 3/8 in. square-punched rails, black	760090159
372120	RK12-52S	12 in. D channel x 8 ft. H x 19 in. W, 52U, 3/8 in. square-punched rails, black	760090167

#### FOUR-POST RACKS: ALUMINUM



Anixter No.	Vendor No.	Description	Material ID
372124	RK4P45-29A	29 in. D x 7 ft. H x 19 in. W, 45U, #12-24 tapped rails, black	760082529
372125	RK4P52-29A	29 in. D x 8 ft. H x 19 in. W, 52U, #12-24 tapped rails, black	760082537
372128	RK4P45-36A	36 in. D x 7 ft. H x 19 in. W, 45U, #12-24 tapped rails, black	760082560
372129	RK4P52-36A	36 in. D x 8 ft. H x 19 in. W, 52U, #12-24 tapped rails, black	760082578

#### FOUR-POST RACKS: STEEL

Anixter No.	Vendor No.	Description	Material ID
372126	RK4P45-29S	29 in. D x 7 ft. H x 19 in. W, 45U, 3/8 in. square-punched rails, black	760082545
372127	RK4P52-29S	29 in. D x 8 ft. H x 19 in. W, 52U, 3/8 in. square-punched rails, black	760082552
372130	RK4P45-36S	36 in. D x 7 ft. H x 19 in. W, 45U, 3/8 in. square-punched rails, black	760082586
372131	RK4P52-36S	36 in. D x 8 ft. H x 19 in. W, 52U, 3/8 in. square-punched rails, black	760082594

#### FILLER PANELS

Anixter No.	Vendor No.	Description	Material ID
372140	RKFP1U-B	Filler panel, 1U x 19 in. W, black	760085712
372141	RKFP2U-B	Filler panel, 2U x 19 in. W, black	760085720
372142	RKFP3U-B	Filler panel, 3U x 19 in. W, black	760085738

## CommScope-Enterprise Solutions

## Wall-mount Racks

## COMMSCOPE-ENTERPRISE SOLUTIONS

While a necessity for managing, distributing and controlling structured cabling, all racks and cable management devices are not created equal. CommScope understands the potential negative impact on network performance and company productivity when installation and accessibility are challenging. CommScope designs its racks and cable management devices with the same level of detail and importance as its infrastructure solutions, ensuring that customers get the best product to protect and manage their investment.

CommScope wall-mount racks include three sizes of hinged swing gate wall racks. The wall-mount equipment rack is designed for applications where floor space for free-standing racks or cabinets is not available. It provides a sturdy platform for wall-mounted equipment.

Anixter No.	Vendor No.	Description	Material ID
372137	RW12-18	12U x 18 in. D swinging 19 in. wall rack, black	760085498
372138	RW20-18	20U x 18 in. D swinging 19 in. wall rack, black	760085506
372139	RW25-18	25U x 18 in. D swinging 19 in. wall rack, black	760085514

## Horizontal Cable Management

## COMMSCOPE-ENTERPRISE SOLUTIONS



CommScope now offers an elegant cable management solution that includes horizontal cable management with covers and spools to meet all of your cable management needs. The portfolio includes horizontal cable management troughs and covers in 1, 2 and 3 rack-unit (RU) heights. The solution includes the 360 design look and feel as well as a superior single point attach and removal function.

## FEATURES

- Horizontal cover hinges up or down and locks into position with cylindrical finger ends for easy snap-on installation
- Open back on 2U and 3U horizontal troughs for easy pass through of cables

## 19 IN. SINGLE-SIDED HORIZONTAL TROUGH KIT

Anixter No.	Vendor No.	Description	Material ID
365172	HTK-19-SS-1U	1RU	760072942
365173	HTK-19-SS-2U	2RU	760072959
365174	HTK-19-SS-3U	3RU	760072967

## 19 IN. DOUBLE-SIDED HORIZONTAL TROUGH KIT

Anixter No.	Vendor No.	Description	Material ID
425806	HTK-19-DS-1U	1RU	760128843
425809	HTK-19-DS-2U	2RU	760128850
425812	HTK-19-DS-3U	3RU	760128868

## Vertical Cable Management

## COMMSCOPE-ENTERPRISE SOLUTIONS

CommScope now offers an elegant cable management solution that includes vertical cable management with 7 ft. and 8 ft. doors to meet all of your cable management needs. The portfolio includes 6 inch (15.24 cm), 8 inch (20.32 cm), 10 inch (25.24 cm) and 12 inch (30.48 cm) vertical trough widths in both single and double-sided solutions. The solution includes the 360 design look and feel as well as a superior single-point attach and removal function.

## FEATURES

- Ergonomically designed and aesthetically pleasing
- Lightweight, but sturdy, door available in four widths
- Dual hinge latching door can be opened right or left
- Patent pending door latching mechanism with easy closing feature
- Cable fingers spaced at 1 RMU increments for exact alignment with EIA standard rack spacing
- Cable fingers support up to 48 cables per RMU
- Easy one point removal and installation process for door
- Recessed handle eliminates snag potential for clothes and arms
- Doors standard on all cable management both single- and double-sided
- C Channel bracket allows for easy access to the cable trough
- Tool-less installation of Cable Spool

## VERTICAL CABLE MANAGEMENT, DOUBLE-SIDED WITH DOORS



Anixter No.	Vendor No.	Description	Material ID
365256	VCM-DS-84-6	VCM kit, 6 in. x 84 in., stainless steel	760072785
372087	VCM-DS-84-6B	VCM kit, 6 in. x 84 in., black	760089342
365257	VCM-DS-84-8	VCM kit, 8 in. x 84 in., stainless steel	760072793
372088	VCM-DS-84-8B	VCM kit, 8 in. x 84 in., black	760089359
365254	VCM-DS-84-10	VCM kit, 10 in. x 84 in., stainless steel	760072801
372089	VCM-DS-84-10B	VCM kit, 10 in. x 84 in., black	760089367
365255	VCM-DS-84-12	VCM kit, 12 in. x 84 in., stainless steel	760072819
372090	VCM-DS-84-12B	VCM kit, 12 in. x 84 in., black	760089375

Continued on next page &gt;&gt;

## Racks, Cabinets and Cable Management

## CommScope-Enterprise Solutions

*(continued)* Vertical Cable Management

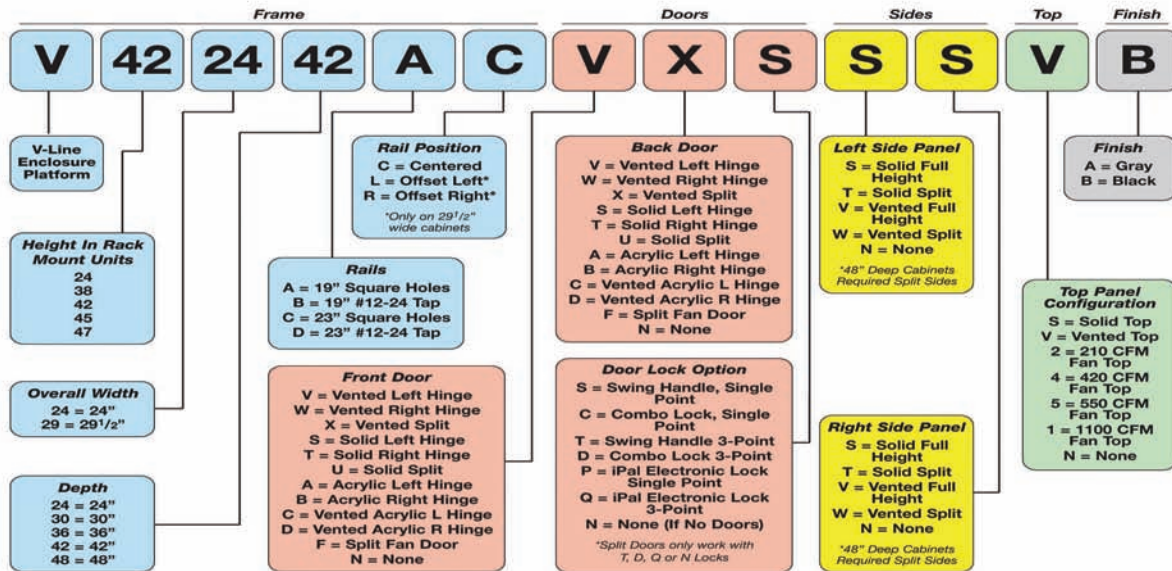
VERTICAL CABLE MANAGEMENT, SINGLE-SIDED WITH DOORS



Anixter No.	Vendor No.	Description	Material ID
365260	VCM-SS-84-6	VCM kit, 6 in. x 84 in., stainless steel	760072868
372099	VCM-SS-84-6B	VCM kit, 6 in. x 84 in., black	760089425
365261	VCM-SS-84-8	VCM kit, 8 in. x 84 in., stainless steel	760072876
372100	VCM-SS-84-8B	VCM kit 8 in. x 84 in., black	760089433
365258	VCM-SS-84-10	VCM kit, 10 in. x 84 in., stainless steel	760072884
372101	VCM-SS-84-10B	VCM kit, 10 in. x 84 in., black	760089441
365259	VCM-SS-84-12	VCM kit, 12 in. x 84 in., stainless steel	760072892
372102	VCM-SS-84-12B	VCM kit, 12 in. x 84 in., black	760089458

## V-Line Cabinets

## COOPER B-LINE



Cooper B-Line developed the V-Line enclosure platform, a 19 in. system designed to be versatile enough to exceed performance expectations in today's dynamic networking environments yet be a competitively priced solution. Many innovative features are designed into the V-Line platform, offering valuable benefits for users. The heart of the system, the V-Line frame, has standard features such as fully adjustable 19 in. mounting angles with permanent RMU markings, removable and replaceable cable entry plates and leveling feet. The frame can be fitted with a range of options including solid or vented side panels, a variety of door styles and top or bottom panels - all designed to offer the flexibility to meet all application requirements for modern data communications systems. The V-Line features excellent aesthetic characteristics and is built to the high quality standard that customers have come to expect. All of these features, benefits, good looks and high quality are offered at a very competitive price point, which makes the V-Line an excellent choice for anyone needing to house data communications equipment while watching the bottom line!

## FEATURES

- Versatile system design with innovative designs and features
- Economical enclosure solution
- Constructed of high-quality materials
- Fully welded steel construction
- EIA-310-D compliant
- UL Listed platform, rated for 1,500 lb. (680 kg) load rating
- Multiple options for doors, locks, sides and tops
- Excellent availability and quick shipment

Ordering the V-Line enclosure solution can be done by ordering individual components or ordering a configured enclosure solution with a single part number. Use the matrix above to build the part number for your desired V-Line configuration. Contact your local sales representative for further information.



Racks, Cabinets and Cable Management

# Cooper B-Line

Access Electronic Cabinets

COOPER B-LINE



Cooper B-Line's Access cabinet systems provide a unique patented design allowing 360° accessibility around interior components and technology hardware systems. This enclosure is ideal for all networking and data processing equipment and comes with a multitude of accessories including shelving, wire management, thermal management and power distribution and exterior features.

**FEATURES**

- Available in three widths (600 mm and 700 mm for 19 in. EIA mounting and 800 mm for both 19 in. and 23 in. EIA mounting)
- Available in five heights that have open mounting U's of 47, 42, 39, 32 and 27
- Available in four depths in the 42 and 47 U heights: 675 mm (26 1/2 in.), 915 mm (36 in.), 1,000 mm (39 3/8 in.) and 1,200 mm (47 1/4 in.). All other heights are available in all depths except for 1,200 mm
- Five door options: glass, acrylic, standard vented (53 percent open), high flow vented (80 percent open) and solid steel
- Two side panel options include vented and solid
- Top options that include fan units, vented panels, solid panels and cable entries
- Fixed, sliding and keyboard shelf options
- Caster kits, lower beauty skirts and antitip bases
- Horizontal and vertical multi-outlet power cords
- Horizontal and vertical cable management
- Universal Product Code for customer-driven configurations
- UL Listed

Anixter No.	Vendor No.	Description
249373	A4269A1NGSP3NVB	42 rack units H x 24 in. W x 36 in. D, glass front door, vented rear, 315 cfm top panel, plain side panels black
249375	A4769A1NGSP3NVB	47 rack units H x 24 in. W x 36 in. D, glass front door, vented rear, 315 cfm top panel, plain side panels black

There are many available configurations of the Access Cabinet. Contact your local sales representative for further information.

E2 Seismic Zone 4 Cabinet

COOPER B-LINE



The E2 Seismic Zone 4 Cabinet offers certified protection in seismic locations. Designed to withstand maximum vibration with minimal deflection as a standalone cabinet. When ganged in suites it becomes a data network fortress. The E2 Seismic Zone 4 is recommended for any application where the threat of damage from physical shock could hinder vital data and communications equipment.

**FEATURES**

- Tested in accordance with NEBS GR-63-CORE and ANSI T1.329
- Tested to 900 lb. standalone system weight per NEBS GR-63-CORE and ANSI T1.329
- Includes seismic anchor kits
- Reinforced cabinet frame for added rigidity
- Heavy-duty welded base frame
- Special-designed locking side panel latches
- Smoked plexiglass removable front-locking door
- Louvered top/bottom removable rear-locking door
- Two pairs of adjustable mounting rails
- Standard colors: black and light gray powder coat finish

Anixter No.	Vendor No.	Description
268288	E2Z484243619BL	E2 Zone 4, 84 in. H x 24 in. W x 36 in. D, black
268289	E2Z484244019BL	E2 Zone 4, 84 in. H x 24 in. W x 40 in. D, black
268290	E2Z484293619BL	E2 Zone 4, 84 in. H x 29 in. W x 36 in. D, black
268291	E2Z484294019BL	E2 Zone 4, 84 in. H x 29 in. W x 40 in. D, black



## Cooper B-Line

## Hinge and Fixed-frame Wall-mount Cabinets

## COOPER B-LINE

Cooper B-Line offers an innovative selection of wall-mounted products with designs and features to fit most applications. All B-Line wall-mount products conform to EIA 310-D Universal hole spacing and are manufactured from high-quality steel. B-Line wall-mount cabinets are designed to provide solid support, protection and the required flexibility for present and future technology.

## V-LINE DUAL-HINGE WALL CABINETS



V-Line Dual-Hinge Wall Cabinets feature welded steel construction, a field-reversible, heavy-duty hinge and lock system, provisions for 16 in. on-center mounting and multiple wire management lances for cable tie points or accessory mounting. Removable plate allows for knockout or gland plate entry into the cabinets. UL Listed with an equipment load rating of 150 to 175 lb. depending on size

Anixter No.	Vendor No.	Description
380269	VLWM2420PB	24 in. H x 24.7 in. W x 20 in. D, 12U, plexiglass door, black
380275	VLWM3620PB	36 in. H x 24.7 in. W x 20 in. D, 19U, plexiglass door, black
380281	VLWM4820PB	48 in. H x 24.7 in. W x 20 in. D, 26U, plexiglass door, black
380271	VLWM2425PB	24 in. H x 24.7 in. W x 25 in. D, 12U, plexiglass door, black
380277	VLWM3625PB	36 in. H x 24.7 in. W x 25 in. D, 19U, plexiglass door, black
380283	VLWM4825PB	48 in. H x 24.7 in. W x 25 in. D, 26U, plexiglass door, black
380273	VLWM2430PB	24 in. H x 24.7 in. W x 30 in. D, 12U, plexiglass door, black
380279	VLWM3630PB	36 in. H x 24.7 in. W x 30 in. D, 19U, plexiglass door, black
380285	VLWM4830PB	48 in. H x 24.7 in. W x 30 in. D, 26U, plexiglass door, black
380292	VLWMFKB	Fan kit, one 105 cfm fan with filter, blanking plates and power cord

## VWM SINGLE-SECTION WALL CABINETS



Cooper B-Line VWM Series single-section wall-mount enclosures are a fully featured yet cost-effective product. The EIA-310-D-compliant design accepts standard

networking gear safely and securely, holding up to 150 lb. of equipment. Main features include: welded steel construction, removable locking side panels, reversible locking glass front door, cutouts for fans and adequate openings for venting. UL Listed

Anixter No.	Vendor No.	Description
354548	WWM242412	24 in. H x 24 in. W x 12 in. D, black
354549	WWM242418	24 in. H x 24 in. W x 18 in. D, black
366406	WWM242424	24 in. H x 24 in. W x 24 in. D, black
354546	WWM362412	36 in. H x 24 in. W x 12 in. D, black
354547	WWM362418	36 in. H x 24 in. W x 18 in. D, black
366409	WWM362424	36 in. H x 24 in. W x 24 in. D, black

## Two-post and Four-post Racks

## COOPER B-LINE

## RELAY RACKS



Cooper B-Line offers a comprehensive line of aluminum relay racks in 3 in. and 6 in. frame rail depths. These relay racks are designed to support switches, patch panels, cable management and other networking equipment. Double-sided EIA Universal hole pattern rails with #12-24 tapped holes are standard. These racks ship unassembled and individually packaged in a protective carton. RMU markings are permanently stamped into the rack rails. UL Listed. Load rating 1,200 lb. (evenly distributed)

Anixter No.	Vendor No.	Description
245387	SB556084XUAL	7 ft. H with 19 in. mounting, 3 in. D, RMU marks, brushed finish
245388	SB556084XUFB	7 ft. H with 19 in. mounting, 3 in. D, RMU marks, flat black
268204	SB556084XUTG	7 ft. H with 19 in. mounting, 3 in. D, RMU marks, telco gray
280810	SB55608419U6FB	7 ft. H with 19 in. mounting, 6 in. D, RMU marks, flat black
184096	SB558084XUAL	7 ft. H with 23 in. mounting, 3 in. D, RMU marks, brushed finish
245157	SB558084XUFB	7 ft. H with 23 in. mounting, 3 in. D, RMU marks, flat black
268207	SB558084XUTG	7 ft. H with 23 in. mounting, 3 in. D, RMU marks, telco gray

Continued on next page >>

## Racks, Cabinets and Cable Management

# Cooper B-Line

(continued) Two-post and Four-post Racks

### FOUR-POST STANDARD AND SERVER RACKS




Cooper B-Line offers a range of depth adjustable four-post standard and server racks. These racks are depth adjustable in 1 in. increments from 18 in. to 24 in., 24 in. to 30 in., 30 in. to 36 in. or 36 in. to 42 in. Available with #12-24 pre-tapped mounting rails (SB837 series) or EIA square hole rails (SB838 series). These racks ship unassembled and individually packed in a protective carton. Load rating: 2,000 lb. UL Listed

Anixter No.	Vendor No.	Description
376128	SB837084AFB	84 in. H with 19 in. mounting, 18 in. to 24 in. D, #12-24 tapped rails, flat black
376129	SB837084BFB	84 in. H with 19 in. mounting, 24 in. to 30 in. D, #12-24 tapped rails, flat black
376130	SB837084CFB	84 in. H with 19 in. mounting, 30 in. to 36 in. D, #12-24 tapped rails, flat black
376131	SB837084DFB	84 in. H with 19 in. mounting, 36 in. to 42 in. D, #12-24 tapped rails, flat black
376132	SB838084AFB	84 in. H with 19 in. mounting, 18 in. to 24 in. D, EIA square hole rails, flat black
376133	SB838084BFB	84 in. H with 19 in. mounting, 24 in. to 30 in. D, EIA square hole rails, flat black
376135	SB838084CFB	84 in. H with 19 in. mounting, 30 in. to 36 in. D, EIA square hole rails, flat black
376136	SB838084DFB	84 in. H with 19 in. mounting, 36 in. to 42 in. D, EIA square hole rails, flat black

### RCM Rack and Cable Management Value Pack

**NEW!**

#### COOPER B-LINE



RCM Value Packs contain one standard 7 ft. equipment rack and two high-density, single-sided cable managers. Parts ship in one convenient package and are designed with captive mounting nuts for easy, one person assembly.

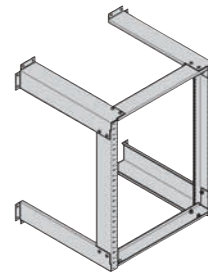
Anixter No.	Vendor No.	Description
425030	SB81006	84 in. H rack with two 6 in. cable managers, black

Anixter No.	Vendor No.	Description
425031	SB81008	84 in. H rack with two 8 in. cable managers, black
425032	SB81010	84 in. H rack with two 10 in. cable managers, black

### Wall-mount Racks

#### COOPER B-LINE

#### HEAVY-DUTY FIXED RACKS



These heavy-duty fixed wall-mount racks are designed for use in applications where limited space is available. Load capacity: 350 lb.

Anixter No.	Vendor No.	Description
324284	SB704192518FB	25 in. H x 19 in. W x 18 in. D, flat black
324285	SB704192524FB	25 in. H x 19 in. W x 24 in. D, flat black
331929	SB704192518AL	25 in. H x 19 in. W x 18 in. D, brushed finish
331930	SB704192524AL	25 in. H x 19 in. W x 24 in. D, brushed finish

#### SWING GATE WALL-MOUNT EQUIPMENT RACKS



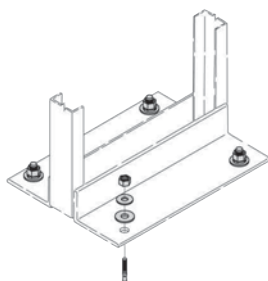
The SB708 series wall-mounted rack hinges on both sides and provide easy access to the back of the equipment. Packaged unassembled in protective carton suitable for parcel shipment. Easily installed by one person. Load capacity 150 lb. UL Listed. Other sizes and finishes available.

Anixter No.	Vendor No.	Description
354172	SB708193018FB	Swing gate 30 in. H x 19 in. W x 18 in. D, flat black
354173	SB708193025FB	Swing gate 30 in. H x 19 in. W x 25 in. D, flat black
354174	SB708194418FB	Swing gate 44 in. H x 19 in. W x 18 in. D, flat black
354175	SB708194425FB	Swing gate 44 in. H x 19 in. W x 25 in. D, flat black

## Cooper B-Line

## Anchor Kits

COOPER B-LINE

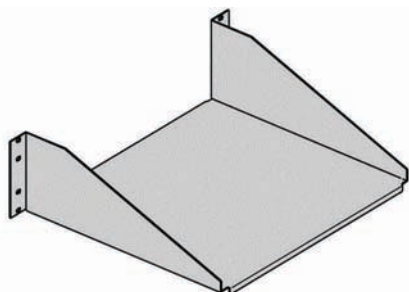


Use to securely anchor equipment racks to concrete. Finish: clear zinc

Anixter No.	Vendor No.	Description
212190	SB588A	Self-supporting rack anchor kit, includes four 3/8 in.-16 x 2 3/8 in. (70 mm) wedge anchors and hardware

## Rack Shelves

COOPER B-LINE



Cooper B-Line steel aluminum shelves are designed for supporting equipment that cannot be rack-mounted. Available with a solid or vented support surface for 19 in. rack (23 in. also available). UL Listed.

## SOLID SINGLE-SIDED SHELVES FOR 19 IN. RACKS

Supports loads up to 100 lb.

Anixter No.	Vendor No.	Description
198363	SB747S1910AAL	17.5 in. W x 10 in. D, aluminum brushed finish
354176	SB747S1910SSL	17.5 in. W x 10 in. D, steel silver finish
217114	SB747S1915AAL	17.5 in. W x 15 in. D, aluminum brushed finish
354177	SB747S1915SSL	17.5 in. W x 15 in. D, steel silver finish
268224	SB747S1910AFB	17.5 in. W x 10 in. D, aluminum flat black
354178	SB747S1910SFB	17.5 in. W x 10 in. D, steel flat black
268226	SB747S1915AFB	17.5 in. W x 15 in. D, aluminum flat black
354179	SB747S1915SFB	17.5 in. W x 15 in. D, steel flat black

Double-sided versions are also available.

## Cabinet Shelves

COOPER B-LINE



## SLIDING SHELVES

Telescopic slide mounted, 19-in. wide, ventilated, black, steel shelves are designed for use in four-post racks, Access and V-Line cabinets. Load rating: 150 lb.

Anixter No.	Vendor No.	Description
250925	E2SHSS1920FB	20 in. deep
250926	E2SHSS1924BLP	24 in. deep
250927	E2SHSS1930BLP	30 in. deep

## FIXED SHELVES

Black, ventilated, steel fixed shelves are designed for use in four-post racks, Access and V-Line cabinets. Shelf-mounting brackets permit attachment to the mounting rail from the front or side. Load rating: 150 lb.

Anixter No.	Vendor No.	Description
250937	E2SH4P1920BLP	20 in. deep
250938	E2SH4P1924BLP	24 in. deep
250940	E2SH4P1930BLP	30 in. deep

## FRONT-MOUNTING CANTILEVER SHELF

This 2U high wide shelf is ideal for supporting networking equipment that can not be rack-mounted. Fits 19 in. rail spacing. Load rating: 60 lb.

Anixter No.	Vendor No.	Description
285068	E2SHCLSLP1915PB	15 in. deep, flat black

## Wire Management

COOPER B-LINE

Cooper B-Line's vertical and horizontal wire managers are designed to attach to standard EIA 19 in. and 23 in. racks and to provide economical and versatile cable management solutions.

## RCM + SINGLE- AND DOUBLE-SIDED HIGH-DENSITY VERTICAL CABLE MANAGERS



High-density vertical cable managers with 1 RMU spacing and open back are designed for use in applications with higher cable density and more demanding cable routing. Available in extended depths for high-performance media or high-density installations.

Anixter No.	Vendor No.	Description
313642	SB86083S084FB	Vertical cabling section 7 ft. H x 9 3/8 in. D x 3 5/8 in. W, flat black, single-sided

Continued on next page >>

## Racks, Cabinets and Cable Management

# Cooper B-Line

### (continued) Wire Management

Anixter No.	Vendor No.	Description
313643	SB86086S084FB	Vertical cabling section 7 ft. H x 9 3/8 in. D x 6 in. W, flat black, single-sided
313644	SB860810S084FB	Vertical cabling section 7 ft. H x 9 3/8 in. D x 10 in. W, flat black, single-sided
313645	SB860812S084FB	Vertical cabling section 7 ft. H x 9 3/8 in. D x 12 in. W, flat black, single-sided
313646	SB86083D084FB	Vertical cabling section 7 ft. H x 18 5/8 in. D x 3 5/8 in. W, flat black, double-sided
313647	SB86086D084FB	Vertical cabling section 7 ft. H x 18 5/8 in. D x 6 in. W, flat black, double-sided
313648	SB860810D084FB	Vertical cabling section 7 ft. H x 18 5/8 in. D x 10 in. W, flat black, double-sided
313649	SB860812D084FB	Vertical cabling section 7 ft. H x 18 5/8 in. D x 12 in. W, flat black, double-sided
376154	SB860106D084FB	Deep vertical cabling section 7 ft. H x 23 5/8 in. D x 6 in. W, flat black, double-sided
376155	SB8601010D084FB	Deep vertical cabling section 7 ft. H x 23 5/8 in. D x 10 in. W, flat black, double-sided
376156	SB8601012D084FB	Deep vertical cabling section 7 ft. H x 23 5/8 in. D x 12 in. W, flat black, double-sided

#### RCM + DOUBLE-SIDED COMBINATION VERTICAL CABLE MANAGERS




Combination back-to-back vertical cable managers are designed for use in applications with differing cable management requirements on the front and back of the rack. Front section featuring 1 RMU spaced fingers with snap-on removable hinged doors for high-density cabling. Rear section featuring widely spaced fingers with snap-on hinged gates for low-density cabling. Available in extended depths for high-performance media or high-density installations.

Anixter No.	Vendor No.	Description
313650	SB86483D084FB	Vertical combination cabling section 7 ft. H x 17 7/8 in. D x 3 5/8 in. W, flat black, double-sided
313651	SB86486D084FB	Vertical combination cabling section 7 ft. H x 17 7/8 in. D x 6 in. W, flat black, double-sided
313652	SB864810D084FB	Vertical combination cabling section 7 ft. H x 17 7/8 in. D x 10 in. W, flat black, double-sided
313653	SB864812D084FB	Vertical combination cabling section 7 ft. H x 17 7/8 in. D x 12 in. W, flat black, double-sided
376151	SB864106D084FB	Deep vertical combination cabling section 7 ft. H x 20 3/8 in. D x 6 in. W, flat black, double-sided

Anixter No.	Vendor No.	Description
376152	SB8641010D084FB	Deep vertical combination cabling section 7 ft. H x 20 3/8 in. D x 10 in. W, flat black, double-sided
376153	SB8641012D084FB	Deep vertical combination cabling section 7 ft. H x 20 3/8 in. D x 12 in. W, flat black, double-sided

#### RCM + HORIZONTAL CABLE MANAGERS SINGLE-SIDED



Cooper B-Line offers single-sided horizontal cable managers with closely spaced fingers and an open design to provide a horizontal pathway for patch cords. The removable, "snap-on" hinged doors opens up or down past 180° and will remain open in up position.

Anixter No.	Vendor No.	Description
313662	SB87019S1FB	Horizontal cable manager 19 in. W - 1U, flat black, single-sided
313663	SB87019S2FB	Horizontal cable manager 19 in. W - 2U, flat black, single-sided
313664	SB87019S3FB	Horizontal cable manager 19 in. W - 3U, flat black, single-sided

#### RCM + HORIZONTAL CABLE MANAGERS DOUBLE-SIDED



Cooper B-Line offers double-sided horizontal cable managers with closely spaced fingers and an open design to provide a horizontal pathway for patch cords. The removable, "snap-on" hinged doors opens up or down past 180° and will remain open in up position.

Anixter No.	Vendor No.	Description
376148	SB87019D1FB	Horizontal cable manager 19 in. W - 1U, flat black, double-sided
376149	SB87019D2FB	Horizontal cable manager 19 in. W - 2U, flat black, double-sided
376150	SB87019D3FB	Horizontal cable manager 19 in. W - 3U, flat black, double-sided

#### RCM + VERTICAL CABLE MANAGER ACCESSORIES

Cable strap mounts attach to the 1/4 in. holes in vertical cable managers with push-in fasteners (SB862PIF). Push-in fasteners are used to quickly attach accessories to 1/4 in. mounting holes in cable vertical manager.

Anixter No.	Vendor No.	Description
313667	SB862CSM	Cable strap mount 1/4 in. mounting hole, cable straps up to 3/4 in. wide, black
313668	SB862PIF	1/4 in. push-in fastener, white

# Great Lakes Case & Cabinets Co., Inc.

## E Series Enclosures

GREAT LAKES CASE & CABINET



The E Series of enclosures provide a feature-rich cabinet for housing telecommunications equipment, computer control room hardware, LAN equipment and other sensitive electronic equipment. Each cabinet includes: two 19 in. universal cage nut rails, adjustable levelers and pack of mounting screws, removable vented top panel with two 4 in. horseshoe knockouts, plexiglass door with locking swing handle, perimeter vented steel rear door with locking swing handle, pair of solid lift-off side panels with lock and finger release latches and a compatible power strip with circuit breaker and 15 ft. cord. Available in Advantage Gray, Nitro Blue or Black color.

### FEATURES

- Rails have infinite front to rear adjustability
- Frame formed five times for strength
- Strong 12 gauge, powder coated "universal cage nut rails"
- Tops can be removed without interfering with cable entry
- Grounding studs on doors, side panels and base unit
- Provisions for power outlet strips in all four corners
- Listed to UL 60950-1
- Flexible modular concept
- Easily adapts to equipment upgrades
- Preassembled to your equipment configuration

Anixter No.	Vendor No.	Description
248804	GL840E-2936P	84 in. H x 29 in. W x 36 in. D, 44 RMU
248805	GL840E-2932P	84 in. H x 29 in. W x 32 in. D, 44 RMU
248803	GL840E-2436P	84 in. H x 24 in. W x 36 in. D, 44 RMU
221658	GL840E-2432P	84 in. H x 24 in. W x 32 in. D, 44 RMU
248806	GL720E-2936P	72 in. H x 29 in. W x 36 in. D, 37 RMU
248807	GL720E-2932P	72 in. H x 29 in. W x 32 in. D, 37 RMU
220562	GL720E-2436P	72 in. H x 24 in. W x 36 in. D, 37 RMU
248808	GL720E-2432P	72 in. H x 24 in. W x 32 in. D, 37 RMU
281416	GL600E-2432P	60 in. H x 24 in. W x 32 in. D, 31 RMU
281415	GL480E-2432P	48 in. H x 24 in. W x 32 in. D, 24 RMU
273179	GL300E-2432P	30 in. H x 24 in. W x 32 in. D, 13 RMU

## ES Server Enclosures

GREAT LAKES CASE & CABINET



The ES Server line of cabinets are designed specifically to create an ideal environment for server equipment; several built-in features enhance the cable management and power necessary for a data center. The 30 in. width of the cabinet provides additional cable space between mounting rails and side panels while extra depth of rear corner posts also provide room for cabling and power accessories. Cable access originating from the top of the cabinet is independent of the removable top panel while accessories for overhead management help expedite the flow of cable from the cabinet. Recessed plate casters create a more durable cabinet offering a high 2,000 lb. weight capacity. New contour mesh doors, standard with every cabinet, feature a reinforced frame for security, an easy latching door handle and provisions to mount fans (to eliminate hot spots).

### FEATURES

- Frame with two pairs of black powder coated, universal 19 in. M6 mounting rails (with RMU markings) and package of M6 hardware; includes two pairs of universal PDU mounting brackets
- Adjustable levelers, 2.5 in. H, set of four
- One solid top panel
- Front and rear mesh contour door with locking easy latch
- Pair of solid lift-off side panels with lock and finger release latches
- Listed to UL 60950-1

Anixter No.	Vendor No.	Description
397914	GL840ES-3048MS	84 in. H x 30 in. W x 48 in. D, 44 RMU, weight capacity 2,000 lb.
397915	GL840ES-2448MS	84 in. H x 24 in. W x 48 in. D, 44 RMU, weight capacity 2,000 lb.
251385	GL840ES-3042MS	84 in. H x 30 in. W x 42 in. D, 44 RMU
267197	GL840ES-2442MS	84 in. H x 24 in. W x 42 in. D, 44 RMU
353420	GL780ES-3042MS	78 in. H x 30 in. W x 42 in. D, 41 RMU, weight capacity 2,000 lb.
375822	GL780ES-2442MS	78 in. H x 24 in. W x 42 in. D, 41 RMU, weight capacity 2,000 lb.
375821	GL480ES-2442MS	48 in. H x 24 in. W x 42 in. D, 24 RMU, weight capacity 2,000 lb.

## Racks, Cabinets and Cable Management

# Great Lakes Case & Cabinets Co., Inc.

### WM Series Wall-mount/Swing-out Cabinets

GREAT LAKES CASE & CABINET



The WM Wall-mount/Swing-out cabinets provide 19 in. rack mounting in a distribution enclosure. A simple snap latch located inside the cabinet opens the 18 in. deep center swing section for front and rear access. There are also 1 in., 2 in. and 3 in. knockouts located on the top, bottom and rear for easy wiring, installation and maintenance. Front and rear sections lock independently for added security. Ships completely assembled with all accessories installed.

#### FEATURES

- Vented side walls
- Two pairs of adjustable rails
- Full piano hinge
- Plexiglass front door (except where noted)
- Left- or right-hand swing out
- Dust resistant kit available
- Listed to UL 60950-1

#### WM WALL-MOUNT/SWING-OUT CABINETS

Color: black

Anixter No.	Vendor No.	Description
248809	GL2418WM	24 in. H x 21.25 in. W x 18 in. D, 12 RMU, weight capacity 150 lb.
300121	GL2418WMS	24 in. H x 21.25 in. W x 18 in. D, 12 RMU, solid door, weight capacity 150 lb.
200609	GL24WM	24 in. H x 21.25 in. W x 24.5 in. D, 12 RMU, weight capacity 150 lb.
281474	GL24WMS	24 in. H x 21.25 in. W x 24.5 in. D, 12 RMU, solid door, weight capacity 150 lb.
200610	GL36WM	36 in. H x 21.25 in. W x 24.5 in. D, 19 RMU, weight capacity 250 lb.
216980	GL36WMS	36 in. H x 21.25 in. W x 24.5 in. D, 19 RMU, solid door, weight capacity 250 lb.
200611	GL48WM	48 in. H x 21.25 in. W x 24.5 in. D, 25 RMU, weight capacity 300 lb.
281476	GL48WMS	48 in. H x 21.25 in. W x 24.5 in. D, 25 RMU, solid door, weight capacity 300 lb.

#### ACCESSORIES

For 19 in. rack mounting. Shelves are black

Anixter No.	Vendor No.	Description
164872	7206-FM	Front-mount shelf: 18 in. deep, 60 lb. weight capacity
131892	7206-EIA	EIA spacing shelf: 18 in. deep, 80 lb. weight capacity

#### Anixter No. Vendor No.

131898 7206-SL

#### Description

Sliding shelf: 17.5 in. deep, 40 lb. weight capacity

353430 7206-FR-A18

Four-point shelf: 18 in. deep, 150 lb. weight capacity

300122 7206-14

Stationary shelf: 14 in. deep, 80 lb. weight capacity (recommended for GL2418WM)

### Wall-mount/Swing-out Enclosures

GREAT LAKES CASE & CABINET

#### WS SERIES



The WS Series of Wall-mount/Swing-out Enclosures provide 19 in. rack mounting in a heavy-duty distribution enclosure. With removable sides, interchangeable doors, optional casters and heavy-duty construction, the WS is the choice for increased weight capacities. The WS offers all of the features of a full size enclosure built into a convenient wall-mount. This durable enclosure features a center swing-out section for outstanding front and rear access to cable and equipment. A simple finger pull/latch mechanism located inside the enclosure opens the 18.375 in. deep center swing section. Available in black color. Listed to UL 60950-1.

#### Anixter No. Vendor No.

267169 GL24WS-SS

#### Description

Solid front door, solid sides, 24 in. H x 24 in. W x 24 in. D, 11 RMU, weight capacity 250 lb.

267170 GL24WS-SV

Solid front door, vented sides, 24 in. H x 24 in. W x 24 in. D, 11 RMU, weight capacity 250 lb.

267171 GL24WS-PS

Plexiglass front door, solid sides, 24 in. H x 24 in. W x 24 in. D, 11 RMU, weight capacity 250 lb.

267172 GL24WS-PV

Plexiglass front door, vented sides, 24 in. H x 24 in. W x 24 in. D, 11 RMU, weight capacity 250 lb.

267173 GL36WS-SS

Solid front door, solid sides, 36 in. H x 24 in. W x 24 in. D, 18 RMU, weight capacity 300 lb.

267174 GL36WS-SV

Solid front door, vented sides, 36 in. H x 24 in. W x 24 in. D, 18 RMU, weight capacity 300 lb.

267175 GL36WS-PS

Plexiglass front door, solid sides, 36 in. H x 24 in. W x 24 in. D, 18 RMU, weight capacity 300 lb.

267176 GL36WS-PV

Plexiglass front door, vented sides, 36 in. H x 24 in. W x 24 in. D, 18 RMU, weight capacity 300 lb.

267177 GL48WS-SS

Solid front door, solid sides, 48 in. H x 24 in. W x 24 in. D, 25 RMU, weight capacity 350 lb.

267179 GL48WS-SV

Solid front door, vented sides, 48 in. H x 24 in. W x 24 in. D, 25 RMU, weight capacity 350 lb.

## Great Lakes Case &amp; Cabinets Co., Inc.

Anixter No.	Vendor No.	Description
267180	GL48WS-PS	Plexiglass front door, solid sides, 48 in. H x 24 in. W x 24 in. D, 25 RMU, weight capacity 350 lb.
267182	GL48WS-PV	Plexiglass front door, vented sides, 48 in. H x 24 in. W x 24 in. D, 25 RMU, weight capacity 350 lb.

## WD SERIES



The WD series offers a number of 32 in. deep configurations ranging from 24 in. to 36 in. in height, offering 11, 18 or 25 rack mounted units (RMU) of space. Each enclosure is 24 in. wide and each comes configured with a plexiglass door. A simple finger pull/latch mechanism located inside the enclosure opens the 25.75 in. deep center swing section. The two pairs of #12-24 mounting rails are fully adjustable. The unique hinge system allows for removal of the rear section for easy installation. Casters are also available to make the WD free-standing as well as to be able to hold extra weight.

Anixter No.	Vendor No.	Description
332125	GL24WD	24 in. H x 24 in. W x 32.13 in. D, 11 RMU, plexiglass door, weight capacity 250 lb.
332127	GL24WDS	24 in. H x 24 in. W x 32.13 in. D, 11 RMU, solid door, weight capacity 250 lb.
332128	GL36WD	36 in. H x 24 in. W x 32.13 in. D, 18 RMU, plexiglass door, weight capacity 300 lb.
332129	GL36WDS	36 in. H x 24 in. W x 32.13 in. D, 18 RMU, solid door, weight capacity 300 lb.
332130	GL48WD	48 in. H x 24 in. W x 32.13 in. D, 25 RMU, plexiglass door, weight capacity 350 lb.
332131	GL48WDS	48 in. H x 24 in. W x 32.13 in. D, 18 RMU, solid door, weight capacity 350 lb.
332132	DK1	Dust-resistant kit contains four cover plates, four fan filters and hardware
332133	FFK1	Four fan filters

## WE SERVER SERIES



The WE Server Side Wall Mount is the newest addition to Great Lakes wall-mount products. The WE Server is great for applications where a server is required and limited space is available. In addition, the side-mount design allows for ventilation

of equipment. Available in black color. Features: Mesh side doors for optimum air flow. Lockable front panel and doors. Optional exhaust fan mounting. Three concentric knock-outs on the top, bottom and rear. At 29 in. rail spacing, there is 2 in. of space in front and 3 in. in the rear

Anixter No.	Vendor No.	Description
353423	GL24WE	24 in. H x 36.1 in. W x 20.5 in. D, 10 RMU, weight capacity 350 lb.
191088	7217WS	Fan assembly with fan guards and two 75 cfm fans
131905	7219	Six position power strip for 19 in. mounting; 5-15R receptacle and 5-15P plug
353424	7219-20AR	Six position power strip for 19 in. mounting; 5-20R receptacle and 5-20P plug
331739	7219-SR14	Fourteen (six front/eight back) position power strip for 19 in. mounting; 5-15R receptacle and 5-15P plug

## 15WM WALL-MOUNT



The 15WM is a 15 in. H wall-mount with a pair of tapped, #10-32, 7 RMU rails. This unique enclosure is designed to be ideal for housing smaller intercom, paging and security systems. The plexiglass option allows for visual verification of equipment and one-person installation makes the 15WM a convenient solution for any customer, from the owner of a local retail store, to a general or electrical contractor, to the office manager at a school. A reversible main body, conduit knock-outs of various sizes and space for mounting a PDU are just some of the features which create convenience for the user. Tamper-resistant screws and bits externally secure sections together.

Anixter No.	Vendor No.	Description
397926	BS2-15WM	15.38 in. H x 22.25 in. W x 17.66 in. D, 7 RMU, plexiglass door, weight capacity 100 lb.
397927	BS2-15WMS	15.38 in. H x 22.25 in. W x 17.66 in. D, 7 RMU, solid door, weight capacity 100 lb.

## Racks, Cabinets and Cable Management

# Great Lakes Case & Cabinets Co., Inc.

### WR Wall Rack-mount Boxes

GREAT LAKES CASE & CABINET



The WR Wall Rack-mount Boxes are perfect for mounting 2 RMU or 4 RMU of equipment. A 21 in. depth allows ample room for switches and sound equipment.

#### FEATURES

- 19 in. EIA-310-D compliant mounting
- #10 to 32 threaded mounting holes
- 3-position adjustable rails
- Keyed wall-mounting holes (16 in. centers) for left, right or vertical equipment orientation
- Removable cover
- All-steel construction
- Durable black texture powder coat finish

Anixter No.	Vendor No.	Description
281480	WR2	4 in. H x 19.75 in. W x 21.63 in. D, weight capacity 50 lb., 2 RMU
281481	WR4	7.5 in. H x 19.75 in. W x 21.63 in. D, weight capacity 75 lb., 4 RMU

### DVR Lock Box

GREAT LAKES CASE & CABINET



The Great Lakes DVR Lock Box was designed to safely and securely house small rack mounted or electrical equipment, including DVD or digital recorders. It is available in two sizes, 3 RMU and 5 RMU. With a variety of mounting options the DVR Lock Box can be easily attached or hung on nearly any surface.

Anixter No.	Vendor No.	Description
397934	BS2-UCB3	3 RMU, 6.3 in. H x 21 in. W x 21 in. D, weight capacity 100 lb.
397935	BS2-UCB5	5 RMU, 9.8 in. H x 21 in. W x 21 in. D, weight capacity 100 lb.

Anixter No.	Vendor No.
397936	BS2-UCBBKT
397938	7217-04

**Description**  
Bracket for placement of Under Counter Box  
Single fan assembly with a 75 cfm fan and cord

### Two-post Racks

GREAT LAKES CASE & CABINET



The two-post aluminum racks offer storage solutions for 19 in. rack-mount equipment. Component parts list includes: (2) vertical uprights, (2) base angles, (2) top angles, (12) 1/2 in. - 13 x 1 hex head bolts, (12) 1/2 in. lock washers, and (50) 12-24 x 1/2 in. mounting screws. Listed to UL 60950-1.

Anixter No.	Vendor No.	Description
214219	GLRR-1984	7 ft. H x 19 in. W, 45 RMU, extruded aluminum finish, weight capacity 1,500 lb.
267194	GLRR-1984BA	7 ft. H x 19 in. W, 45 RMU, black anodized finish, weight capacity 1,500 lb.
281463	CMR-45U	7 ft. H x 19 in. W cable management rack, 45 RMU, weight capacity 750 lb.

#### ACCESSORIES: HEAVY-DUTY RELAY RACK SHELVES

Anixter No.	Vendor No.	Description
267195	1984ST09	Single-sided, 9 in. deep, 75 lb. weight capacity
267196	1984ST15	Single-sided, 15 in. deep, 75 lb. weight capacity
397929	1984KM	Keyboard shelf with pivoting mouse tray, 19 in. W x 8 in. D, 35 lb. weight capacity



# Great Lakes Case & Cabinets Co., Inc.

## SR Wall-mount Swing Racks

GREAT LAKES CASE & CABINET



The SR Wall-mount Swing Rack is a very popular and economical solution for mounting patch panels and switches. Available in three heights and with a weight capacity of 100 lb., the swing frame provides easy access to the back of the equipment.

### FEATURES

- 19 in. EIA-310-D compliant with #12 to 24 threaded holes and hardware
- "Stay Open" hinge pins
- Provisions for optional cable management cinch straps
- 180° positive stop
- Minimal assembly required
- Listed to UL 60950-1

Anixter No.	Vendor No.	Description
222906	GL24SR	23.75 in. H x 20.75 in. W x 18 in. D, 12 RMU, weight capacity 100 lb.
397930	GL24SRD	23.75 in. H x 20.75 in. W x 22 in. D, 12 RMU, weight capacity 100 lb.
267186	GL36SR	36.00 in. H x 20.75 in. W x 18 in. D, 19 RMU, weight capacity 100 lb.
397931	GL36SRD	36.00 in. H x 20.75 in. W x 22 in. D, 19 RMU, weight capacity 100 lb.
267187	GL48SR	48.76 in. H x 20.75 in. W x 18 in. D, 26 RMU, weight capacity 100 lb.
397932	GL48SRD	48.76 in. H x 20.75 in. W x 22 in. D, 26 RMU, weight capacity 100 lb.

## Stationary Shelves

GREAT LAKES CASE & CABINET



All shelves below are vented and come in black.

Anixter No.	Vendor No.	Description
214162	7206-FR-AHD	17.5 in. W x 22.25 in. D, 200 lb. weight capacity
214163	7206-FR-ADHD	17.5 in. W x 27.25 in. D, 150 lb. weight capacity
267189	7206-FR-A28HD	17.5 in. W x 28 in. D, 300 lb. weight capacity
267192	7206-FR-A32HD	17.5 in. W x 32 in. D, 300 lb. weight capacity
353430	7206-FR-A18	Four-point shelf: 18 in. deep, 150 lb. weight capacity

## Sliding Shelves

GREAT LAKES CASE & CABINET



Listed to UL 60950-1. All shelves below are vented and come in black.

Anixter No.	Vendor No.	Description
214213	7206-FRSL-AHD	17.5 in. W x 22 in. D, 110 lb. weight capacity
214214	7206-FRSL-ADHD	17.5 in. W x 26 in. D, 110 lb. weight capacity

## Monitor/Keyboard/Mouse Shelf

GREAT LAKES CASE & CABINET



### FEATURES

- 19 in. rack-mount
- Front-to-rear adjustable mounting tabs
- Minimal 2 RMU mounting height
- 200 lb. weight capacity
- Listed to UL 60950-1
- Keyboard and mouse are not included with shelf

Anixter No.	Vendor No.	Description
332134	7206-MKM	Monitor space: 17 in. W x 24 in. D, keyboard tray: 19.13 in. W x 7.88 in. D x 1.75 in. H, mouse surface: 8 in. x 9 in., black

## Racks, Cabinets and Cable Management

# Great Lakes Case & Cabinets Co., Inc.

### Keyboard and Mouse Shelf for Two- and Four-post Racks

GREAT LAKES CASE & CABINET



#### FEATURES

- 19 in. mounting for Great Lakes two- and four-post racks
- Swivel mouse platform can be mounted for left or right hand use
- Capable of being mounted at any height for comfortable use

Anixter No.	Vendor No.	Description
397929	1984KM	Keyboard shelf with pivoting mouse tray, 19 in. W x 8 in. D, 35 lb. weight capacity

### Cable Management

GREAT LAKES CASE & CABINET

#### CABLE RINGS



Color: black		Description
Anixter No.	Vendor No.	Description
267198	CM-13	Single cable ring, 1.06 in. W X 2.8 in. D (inside dimensions)
267199	CM-44	4 in. auxiliary ring, 3.8 in. W X 3.8 in. D (inside dimensions)
267200	CM-425	Heavy-duty cable ring, 2.3 in. W X 3.8 in. D (inside dimensions)

#### CABLE ORGANIZERS 19 IN. MOUNTING



Color: black

Anixter No.	Vendor No.	Description
267201	CM-02	Low-density front organizer, 1.8 in. W x 3.8 in. D (inside dimensions)
267202	CM-04	Interbay organizer with four horizontal rings, 3.25 in. W x 2.8 in. D (inside dimensions)
215648	CM-05	Single-sided organizer with five horizontal rings, 1.3 in. W x 1.8 in. D (inside dimensions)
353439	CM-07	Waterfall cable management trough, 1 RMU
246767	CM-08	Standard front organizer with four horizontal rings, 1.75 in. W x 3.75 in. D (inside dimensions)
267203	CM-09	Two-sided organizer with four front rings (1.3 in. W x 2.3 in. D) and five rear rings (1.3 in. W x 1.8 in. D)

#### STRAIN RELIEF BARS



Color: black

Anixter No.	Vendor No.	Description
267207	CM-03	Back side cable organizer
267209	CM-19	19 in. utility strain relief bar
267210	19SRB	19 in. cable strain relief bar
267211	23SRB	23 in. cable strain relief bar

#### CABLE MANAGEMENT PANELS



Anixter No.	Vendor No.	Description
218683	CM-10	19 in. horizontal panel with ten slots, .25 in. x .2 in.

#### CINCH STRAPS



Anixter No.	Vendor No.	Description
218682	CM-01	12 in. L x 3/4 in. W with buckle and grommet, blue
218681	CM-06	6 in. L x 3/4 in. W with buckle and grommet, black

## PROLINE Server Cabinets

HOFFMAN



Hoffman server cabinets are designed to balance the thermal load of your equipment, ensuring optimum performance and service life. From standard passive cooling features that inherently dissipate heat, to active, ducted and air conditioned solutions that maintain proper operational temperatures in high-density environments.

## FEATURES

- Dedicated solutions for colocation, voice/data, hot/cold aisle, liquid cooled, and NEMA-rated applications
- Modular server cabinet platforms offering a wide variety of sizes, configurations, and versatility
- Passive and active cooling configurations with a wide array of modifications and co-development solutions
- High-density solutions include top-ducted cabinets and VARISTAR cabinets with air/water heat exchangers

Anixter No.	Vendor No.	Description
382185	PSCPC20610B	Passive cooling, 78 in. H x 24 in. W x 43 in. D, 42RU, perforated front door, perforated rear door, black
397853	PSCCHA20610B	Hot aisle/cold aisle, 78 in. H x 24 in. W x 43 in. D, 42RU, perforated front door, rear fan door, black
397855	PSFD20610B	Floor ducted, 82 in. H x 24 in. W x 43 in. D, 42RU, window front door, rear fan door, black
397858	PSTD20610B	Top ducted, 78 in. H x 24 in. W x 43 in. D, 42RU, perforated front door, solid rear door, black (height dimension excludes duct)
397861	DV218012LX2	VARISTAR liquid cooled, 82 in. H x 32 in. W x 47 in. D, 42RU, window front door, solid rear door, black, includes air/water heat exchanger

More sizes and configurations are available. Contact your local sales representative for information.

## PROLINE Communications Cabinets

HOFFMAN



Hoffman PROLINE Communications Cabinets are available in standard configurations to meet the essential protection needs for rack-mounted voice/data, switch and patch equipment. Extra wide design easily accommodates high-density cable patch cords and equipment. Full-height cable managers are included in the front and rear for maximizing cable capacity.

## FEATURES

- ConnectTek Cabinets are available in 27 in. and 32 in. widths to accommodate high-density cables, patch cords and equipment
- Large gland plate in top allows easy routing of cable, preterminated cables and patch panels
- Perforated top, front door, and rear door allow for maximum ventilation
- Network Switch Cabinet duct design supports the side-to-side ventilation needs of Cisco 6500 and 9500 series switches
- Front and rear vertical cable managers included for handling large cable bundles

Anixter No.	Vendor No.	Description
397869	PNC20710B	ConnectTek, 79 in. H x 28 in. W x 41 in. D, 42RU, perforated front door, perforated split rear door, black
397870	PNC20710BNS	ConnectTek, 79 in. H x 28 in. W x 41 in. D, 42RU, perforated front door, perforated split rear door, black, no sides
397871	PNC20810B	ConnectTek, 79 in. H x 32 in. W x 41 in. D, 42RU, perforated front door, perforated split rear door, black
397872	PNC20810BNS	ConnectTek, 79 in. H x 32 in. W x 41 in. D, 42RU, perforated front door, perforated split rear door, black, no sides
397873	PNS20810B	Network Switch Cabinet, 79 in. H x 32 in. W x 41 in. D, 42RU, perforated front door, perforated split rear door, black
397874	PNS20810BNS	Network Switch Cabinet, 79 in. H x 32 in. W x 41 in. D, 42RU, perforated front door, perforated split rear door, black, no sides

More sizes and configurations are available. Contact your local sales representative for ordering information.

## Racks, Cabinets and Cable Management

# Hoffman

### Open Frame Racks and Accessories

#### HOFFMAN

Hoffman Open Frame Racks are key elements in structured cabling systems and are well suited for networking and data transmission applications. Customize your installation with a full offering of shelves, hardware, and cable management.

#### OPEN FRAME RACKS



Anixter No.	Vendor No.	Description
271801	EDR19FM45U	Two-post Open Frame Rack, 19 in. W x 45U, aluminum, black
314578	E4DR19FM45U	Four-post Open Frame Rack, 19 in. W x 45U, aluminum, black, tapped #12-24
314580	E4DRS19FM45U	Four-post Open Frame Rack, 19 in. W x 45U, aluminum, black, square hole

#### ACCESSORIES



Anixter No.	Vendor No.	Description
271805	ESH19V	Single-sided vented shelf, fits 19 in. equipment, steel, black
271804	ESHD19	Double-sided shelf, fits 19 in. equipment, steel, black
319156	ESH19KBM	Keyboard monitor shelf, fits 19 in. equipment, steel, black
397875	P19SHP68B	Sliding shelf, fits 19 in. equipment, steel, black
317539	EJ2DR	Joining kit for Open Frame Racks
278528	ES1224B	Screw package, qty. 20, #12-24, steel, black

### CABLETEK Horizontal and Vertical Cable Manager System

#### HOFFMAN

Hoffman CABLETEK Horizontal and Vertical Cable Manager Systems provide support, protection and accessibility to network cables and patch cords. CABLETEK is designed to speed installation and provide flexibility to adapt to changing cabling demands.

#### FEATURES

- **HORIZONTAL:**
  - High cable capacity channel and supporting fingers facilitate proper bend radius of cables
  - Arrowhead supporting fingers provide easy installation and removal of cables
  - Easy "snap-in-place" assembly allows for quick installation
  - Included covers are easily removable, provide protection and aesthetics, and stay open to provide unobstructed access
  - Rugged composite construction
- **VERTICAL:**
  - Arrowhead fingers provide support, easy access and high capacity to network cables and patch cords
  - Rear posts and gates provide proper bend allowance, containment and full access to network cables and bundles
  - Extra deep front channel and open, easy access rear surface provides high cable capacity and smooth transition to equipment
  - Included cover is easy to remove and hinges 180° to the left and right to provide complete access to cables
  - Also available for 8- and 9-foot Open Frame Racks

#### HORIZONTAL



Anixter No.	Vendor No.	Description
397877	DCHS1	19 in., 1RU, single-sided, black composite
364860	DCHS2	19 in., 2RU, single-sided, black composite
363701	DCHD2	19 in., 2RU, double-sided, black composite
397878	DCHB1	19 in., tie down bar, steel, black

## VERTICAL



Anixter No.	Vendor No.	Description
376985	DV6S7	7 ft H x 6 in. W, single-sided, aluminum and composite
363700	DV6D7	7 ft H x 6 in. W, double-sided, aluminum and composite
397879	DV10S7	7 ft H x 10 in. W, single-sided, aluminum and composite
397880	DV10D7	7 ft H x 10 in. W, double-sided, aluminum and composite
397881	DV12S7	7 ft H x 12 in. W, single-sided, aluminum and composite
397882	DV10D7	7 ft H x 12 in. W, double-sided, aluminum and composite

## ACCESSPLUS II Type 1 Double-hinged Wall-mount Cabinets

## HOFFMAN



ACCESSPLUS II Cabinets provide security, equipment access, cooling and support for network and other 19 in. rack-mount equipment. The cabinet has three components: front door, center section and wall section. Double-hinged for easy equipment access; center section provides 19 in. rack mounting per EIA universal spacing and is accessed through the front door or swing the center section away from the wall section for rear access.

## FEATURES

- Industry standard: NEMA Type 1
- Front door has either a solid steel or hardened, tinted safety-glass window door for superior scratch resistance
- Center section easily removed from rear section; tool-less one-person installation possible
- Self-locking center-to-wall section latches in two locations
- Front access to all latches (no exposed side latches); cabinet can be installed tightly in corners
- Vented sides provide cross flow ventilation to improve heat dissipation

- RAL 9005 black light-textured, low-gloss polyester powder paint

Anixter No.	Vendor No.	Description
394585	EWMW242418	ACCESSPLUS II, window door, 24 in. H x 24 in. W x 18 in. D, 12RU
394586	EWMW362418	ACCESSPLUS II, window door, 36 in. H x 24 in. W x 18 in. D, 19RU
394587	EWMW482418	ACCESSPLUS II, window door, 48 in. H x 24 in. W x 18 in. D, 26RU
390048	EWMW242425	ACCESSPLUS II, window door, 24 in. H x 24 in. W x 25 in. D, 12RU
390051	EWMW362425	ACCESSPLUS II, window door, 36 in. H x 24 in. W x 25 in. D, 19RU
390053	EWMW482425	ACCESSPLUS II, window door, 48 in. H x 24 in. W x 25 in. D, 26RU
394588	EWMS242418	ACCESSPLUS II, solid door, 24 in. H x 24 in. W x 18 in. D, 12RU
394589	EWMS362418	ACCESSPLUS II, solid door, 36 in. H x 24 in. W x 18 in. D, 19RU
394590	EWMS482418	ACCESSPLUS II, solid door, 48 in. H x 24 in. W x 18 in. D, 26RU
394591	EWMS242425	ACCESSPLUS II, solid door, 24 in. H x 24 in. W x 25 in. D, 12RU
394592	EWMS362425	ACCESSPLUS II, solid door, 36 in. H x 24 in. W x 25 in. D, 19RU
394593	EWMS482425	ACCESSPLUS II, solid door, 48 in. H x 24 in. W x 25 in. D, 26RU

More sizes and configurations available. For more information contact your sales representative.

## ProTek DH Type 4 and Type 12 Double-hinged Wall-mount Cabinet

## HOFFMAN

This Hoffman double-hinged wall-mounted cabinet is ideal for protecting 19 in. network equipment from falling dirt, splashing water, dust and other contaminants. This versatile cabinet mounts to a wall or can be pole-mounted with the optional pole mounting kit. Designed to hold multiple pieces of voice/data equipment comfortably, it can be mounted to be left- or right-hinged and comes completely assembled and ready to mount.

## FEATURES

- Industry standard: NEMA/EEMAC Type 4 or 12
- Solid door provides complete physical and visual protection
- Window door, made with scratch-resistant safety glass, allows equipment monitoring without opening the door
- Double-hinged for easy equipment access
- Foam-in-place seamless gasket around door seals against outdoor air infiltration and is non-absorbing and chemical resistant
- Type 12 cabinets have solid or window doors and a locking wing knob with two keys. They provide security and convenience in indoor applications
- Type 4 cabinets have solid doors and a padlock capable 1/4-turn latch. They provide easy operation and locking options in indoor and outdoor applications
- One set of adjustable tapped 19 in. rack angles included
- RAL 7035 light gray textured, low-gloss polyester powder paint

Continued on next page >>

## Racks, Cabinets and Cable Management

# Hoffman

(continued) ProTek DH Type 4 and Type 12 Double-hinged Wall-mount Cabinet

### PROTEK DH WALL-MOUNT CABINETS



Anixter No.	Vendor No.	Description
366701	PTDHW162415G	ProTek, Type 12, window door, 16 in. H x 24 in. W x 15 in. D, 7RU
366702	PTDHW202415G	ProTek, Type 12, window door, 20 in. H x 24 in. W x 15 in. D, 10RU
366703	PTDHW242415G	ProTek, Type 12, window door, 24 in. H x 24 in. W x 15 in. D, 12RU
366704	PTDHW242424G	ProTek, Type 12, window door, 24 in. H x 24 in. W x 24 in. D, 12RU
366705	PTDHW362415G	ProTek, Type 12, window door, 36 in. H x 24 in. W x 15 in. D, 19RU
366706	PTDHW362424G	ProTek, Type 12, window door, 36 in. H x 24 in. W x 24 in. D, 19RU
366707	PTDHW482415G	ProTek, Type 12, window door, 48 in. H x 24 in. W x 15 in. D, 26RU
331734	PTDHW482424G	ProTek, Type 12, window door, 48 in. H x 24 in. W x 24 in. D, 26RU
366709	PTDHS242424G	ProTek, Type 12, solid door, 24 in. H x 24 in. W x 24 in. D, 12RU
366710	PTDHS362424G	ProTek, Type 12, solid door, 36 in. H x 24 in. W x 24 in. D, 19RU
366711	PTDHS482424G	ProTek, Type 12, solid door, 48 in. H x 24 in. W x 24 in. D, 26RU
366712	PTDHS242424G4	ProTek, Type 4, solid door, 24 in. H x 24 in. W x 24 in. D, 12RU
366713	PTDHS362424G4	ProTek, Type 4, solid door, 36 in. H x 24 in. W x 24 in. D, 19RU
366714	PTDHS482424G4	ProTek, Type 4, solid door, 48 in. H x 24 in. W x 24 in. D, 26RU

### PROTEK DH AC PACKAGE



ProTek Air Conditioner Packages provide cool air to internal equipment when high ambient air temperatures exist (up to 130° F). AC packages include an 800 Btu indoor/outdoor air conditioner that operates on 115 V AC with 5-15P plug.

Anixter No.	Vendor No.	Description
394618	PTDHW242429GA	ProTek AC package, Type 12, window door, 24 in. H x 24 in. W x 29 in. D, 12RU
394619	PTDHW362429GA	ProTek AC package, Type 12, window door, 36 in. H x 24 in. W x 29 in. D, 19RU
394620	PTDHW482429GA	ProTek AC package, Type 12, window door, 48 in. H x 24 in. W x 29 in. D, 26RU
394621	PTDHS242429GA4	ProTek AC package, Type 4, solid door, 24 in. H x 24 in. W x 29 in. D, 12RU
394623	PTDHS362429GA4	ProTek AC package, Type 4, solid door, 36 in. H x 24 in. W x 29 in. D, 19RU
394624	PTDHS482429GA4	ProTek AC package, Type 4, solid door, 48 in. H x 24 in. W x 29 in. D, 26RU

More sizes and configurations available. For more information contact your sales representative.

## Type 1 Enclosure

### HOFFMAN



Designed for use in control and instrumentation applications in areas that do not require oiltight and dust-tight specifications. Available perforated back panel reduces time required to mount components.

### FEATURES

- Industry standard: NEMA/EEMAC Type 1
- Flush slotted latch operated with a screwdriver. Optional latches available
- Weldnuts provided for mounting optional panels
- 16 gauge steel
- Butt hinges
- Mounting holes on back of enclosure
- ANSI 61 gray polyester powder paint finish inside and out

### ENCLOSURES

Anixter No.	Vendor No.	Description
366327	A6N64	Type 1 small enclosure, 6 in. H x 6 in. W x 4 in. D
366328	A8N64	Type 1 small enclosure, 8 in. H x 6 in. W x 4 in. D
366329	A8N84	Type 1 small enclosure, 8 in. H x 8 in. W x 4 in. D
366330	A12N104	Type 1 small enclosure, 12 in. H x 10 in. W x 4 in. D
366331	A12N124	Type 1 small enclosure, 12 in. H x 12 in. W x 4 in. D

Anixter No.	Vendor No.	Description
366332	A8N86	Type 1 small enclosure, 8 in. H x 8 in. W x 6 in. D
366333	A10N106	Type 1 small enclosure, 10 in. H x 10 in. W x 6 in. D
366334	A12N126	Type 1 small enclosure, 12 in. H x 12 in. W x 6 in. D
366335	A14N126	Type 1 small enclosure, 14 in. H x 12 in. W x 6 in. D
366336	A16N126	Type 1 small enclosure, 16 in. H x 12 in. W x 6 in. D
366337	A20N16ALP	Type 1 medium enclosure, 20 in. H x 16 in. W x 6.62 in. D
366338	A20N20ALP	Type 1 medium enclosure, 20 in. H x 20 in. W x 6.62 in. D
255674	A24N24ALP	Type 1 medium enclosure, 24 in. H x 24 in. W x 6.62 in. D
366339	A20N12BLP	Type 1 medium enclosure, 20 in. H x 12 in. W x 8.62 in. D
366340	A20N20BLP	Type 1 medium enclosure, 20 in. H x 20 in. W x 8.62 in. D
366341	A24N20BLP	Type 1 medium enclosure, 24 in. H x 20 in. W x 8.62 in. D
366342	A24N24BLP	Type 1 medium enclosure, 24 in. H x 24 in. W x 8.62 in. D
366343	A24N24DLP	Type 1 medium enclosure, 24 in. H x 24 in. W x 12.62 in. D
A42N3609	A42N3609	Type 1 large enclosure, 42 in. H x 36 in. W x 9.25 in. D

## ACCESSORIES

Anixter No.	Vendor No.	Description
366344	A6N6PP	Perforated back panel for 6 in. H x 6 in. W small enclosure
366345	A8N6PP	Perforated back panel for 8 in. H x 6 in. W small enclosure
366346	A8N8PP	Perforated back panel for 8 in. H x 8 in. W small enclosure
335283	A10N10PP	Perforated back panel for 10 in. H x 10 in. W small enclosure
366347	A12N10PP	Perforated back panel for 12 in. H x 10 in. W small enclosure
366348	A12N12PP	Perforated back panel for 12 in. H x 12 in. W small enclosure
366349	A14N12PP	Perforated back panel for 14 in. H x 12 in. W small enclosure
366350	A16N12PP	Perforated back panel for 16 in. H x 12 in. W small enclosure
366351	A16N12MPP	Perforated back panel for 16 in. H x 12 in. W medium enclosure
366352	A20N12MPP	Perforated back panel for 20 in. H x 12 in. W medium enclosure
366353	A20N16MPP	Perforated back panel for 20 in. H x 16 in. W medium enclosure

Anixter No.	Vendor No.	Description
366354	A20N20MPP	Perforated back panel for 20 in. H x 20 in. W medium enclosure
366355	A24N20MPP	Perforated back panel for 24 in. H x 20 in. W medium enclosure
331032	A24N24MPP	Perforated back panel for 24 in. H x 24 in. W medium enclosure
A42P36	A42P36	Solid back panel for 42 in. H x 36 in. W large enclosure
AL12AR	AL12AR	Optional cylinder lock kit

More sizes available. For more information contact your sales representative.

## Screw Cover Type 1 Pull Box

HOFFMAN



Designed for use as a junction box and pull box in commercial and general applications. Flush covers and door frames must be ordered separately for flush installations.

## FEATURES

- Industry standard: NEMA/EEMAC Type 1
- Flat, removable covers fastened with plated steel screws
- Provision for grounding
- Mounting holes on back of box
- Unique keyhole screw slots in the cover permit removal of the cover without extracting the screws
- ANSI 61 gray polyester powder paint finish inside and out

Anixter No.	Vendor No.	Description
366304	ASE4X4X4	Pull box, 4 in. H x 4 in. W x 4 in. D
ASE6X6X4	ASE6X6X4	Pull box, 6 in. H x 6 in. W x 4 in. D
ASE8X8X4	ASE8X8X4	Pull box, 8 in. H x 8 in. W x 4 in. D
366307	ASE10X10X4	Pull box, 10 in. H x 10 in. W x 4 in. D
366308	ASE12X12X4	Pull box, 12 in. H x 12 in. W x 4 in. D
366309	ASE6X6X6	Pull box, 6 in. H x 6 in. W x 6 in. D
366310	ASE8X8X6	Pull box, 8 in. H x 8 in. W x 6 in. D
366311	ASE10X10X6	Pull box, 10 in. H x 10 in. W x 6 in. D
ASE12X12X6	ASE12X12X6	Pull box, 12 in. H x 12 in. W x 6 in. D
ASE18X18X6	ASE18X18X6	Pull box, 18 in. H x 18 in. W x 6 in. D
366314	ASE24X24X6	Pull box, 24 in. H x 24 in. W x 6 in. D
366315	ASE24X24X8	Pull box, 24 in. H x 24 in. W x 8 in. D

More sizes available and also without knockouts. For more information contact your sales representative.

## Racks, Cabinets and Cable Management

# Hoffman

### Type 3R Enclosures

#### HOFFMAN

Designed for use as a wiring box and junction box. Enclosure provides protection against rain, sleet and snow in outdoor installations or against dripping water in indoor installations.

#### FEATURES

- Industry standard: NEMA/EEMAC Type 3R
- Drip shield top and seam-free sides, front and back
- Slip-on removable cover fastened with plated steel screws along the bottom edge
- Provision for padlocking
- No gasketing
- ANSI 61 gray polyester powder paint finish inside and out

#### SCREW COVER



Anixter No.	Vendor No.	Description
366672	A4R44	Type 3R screw cover enclosure, 4 in. H x 4 in. W x 4 in. D
366673	A6R64	Type 3R screw cover enclosure, 6 in. H x 6 in. W x 4 in. D
259511	A8R64	Type 3R screw cover enclosure, 8 in. H x 6 in. W x 4 in. D
259513	A8R84	Type 3R screw cover enclosure, 8 in. H x 8 in. W x 4 in. D
366674	A10R104	Type 3R screw cover enclosure, 10 in. H x 10 in. W x 4 in. D
316679	A12R124	Type 3R screw cover enclosure, 12 in. H x 12 in. W x 4 in. D
366675	A6R66	Type 3R screw cover enclosure, 6 in. H x 6 in. W x 6 in. D
366676	A8R86	Type 3R screw cover enclosure, 8 in. H x 8 in. W x 6 in. D
366677	A10R106	Type 3R screw cover enclosure, 10 in. H x 10 in. W x 6 in. D
366678	A12R126	Type 3R screw cover enclosure, 12 in. H x 12 in. W x 6 in. D
366679	A16R126	Type 3R screw cover enclosure, 16 in. H x 12 in. W x 6 in. D
366680	A18R186	Type 3R screw cover enclosure, 18 in. H x 18 in. W x 6 in. D
366681	A24R246	Type 3R screw cover enclosure, 24 in. H x 24 in. W x 6 in. D
366682	A12R128	Type 3R screw cover enclosure, 12 in. H x 12 in. W x 8 in. D

#### Anixter No. Vendor No.

366683 A18R188

#### Description

Type 3R screw cover enclosure, 18 in. H x 18 in. W x 8 in. D

366684 A24R248

Type 3R screw cover enclosure, 24 in. H x 24 in. W x 8 in. D

#### HINGED COVER



#### Anixter No. Vendor No.

366685 A6R44HCR

#### Description

Type 3R hinged cover enclosure, 6 in. H x 4 in. W x 4 in. D

317368 A6R64HCR

Type 3R hinged cover enclosure, 6 in. H x 6 in. W x 4 in. D

366686 A8R64HCR

Type 3R hinged cover enclosure, 8 in. H x 6 in. W x 4 in. D

366687 A8R86HCR

Type 3R hinged cover enclosure, 8 in. H x 8 in. W x 6 in. D

366688 A10R86HCR

Type 3R hinged cover enclosure, 10 in. H x 8 in. W x 6 in. D

366689 A12R106HCR

Type 3R hinged cover enclosure, 12 in. H x 10 in. W x 6 in. D

366690 A12R126HCR

Type 3R hinged cover enclosure, 12 in. H x 12 in. W x 6 in. D

366691 A12R1210HCR

Type 3R hinged cover enclosure, 12 in. H x 12 in. W x 10 in. D



## Type 4x Fiberglass Hinged Cover Wi-Fi Cabinet

HOFFMAN



Provides a secure enclosure for wireless equipment in both indoor and outdoor locations. Ideal for locations such as tunnels, floor vaults, marinas, outside walls and rooftops. Fiberglass construction allows Wi-Fi and WLAN signals to pass through the cabinet unimpeded. Light weight for easy mounting. Available with solid and window covers. Covers are secured with screws; optional quick release latches are available.

**FEATURES**

- Industry standard: NEMA/EEMAC Type 4, 4X, 12 and 13
- Enclosures and cover made of molded fiberglass polyester that resists chemicals and temperature change
- Includes a 3/4 in. plywood panel for mounting equipment
- Seamless foam-in-place gasket assures watertight and dust-tight seal
- Screw cover enclosures are secured with two captivated Type 316 stainless steel slotted cross point cover screws

Anixter No.	Vendor No.	Description
366699	D664CHSCFGP	Type 4x, fiberglass, Wi-Fi enclosure, solid cover, 6 in. H x 6 in. W x 4 in. D
317883	D16148CHSCFGP	Type 4x, fiberglass, Wi-Fi enclosure, solid cover, 16 in. H x 14 in. W x 8 in. D
366700	D181610CHSCFGP	Type 4x, fiberglass, Wi-Fi enclosure, solid cover, 18 in. H x 16 in. W x 10 in. D

Also available with window cover. For more information contact your sales representative.

## Racks, Cabinets and Cable Management

## Knurr

## Knurr Quick Ship Racks

## KNURR PRODUCTS FROM EMERSON NETWORK POWER

Knurr Quick Ship Racks provide the convenience of 19 in. racks with high-end features and standardized options to provide fast customization for individual site needs. The racks are designed for optimized air flow and maximized useful mounting space. These racks ship within 72 hours.

## FEATURES

- Ships within 72 hours, delivered as a fully assembled cabinet
- Tool-less cable management enables components to be mounted anywhere in the T-slot of the cabinet frame, the EIA rail, or the PDU rail
- Perforated doors provide 83 percent open area, the highest in the industry, for improved airflow
- Rugged aluminum frame is 50 pounds; lighter than a comparable steel frame
- Low-profile casters enable cabinet to roll through standard doorways

Anixter No.	Vendor No.	Description
397008	KMK6B122000LQ50	42U x 24 in. W x 44 in. D with side panels, 72 hour shipment time
388686	KMK6B120000LQ51	42U x 24 in. W x 44 in. D no side panels, 72 hour shipment time
397009	KMK8B122000LQ52	42U x 32 in. W x 44 in. D with side panels, 72 hour shipment time
397010	KMK8B120000LQ53	42U x 32 in. W x 44 in. D no side panels, 72 hour shipment time

## CABINET ACCESSORIES

Anixter No.	Vendor No.	Description
397011	011305299	Grounding kit
397012	050412999	Lock insert
397013	002185060	(10) tool-less hook and latch cable management
397014	013504059	(50) spring nuts
397015	002185000	Fixed tool-less shelf
397016	002185050	(10) tool-less lobster claw cable management
397017	002185390	External cluster kit



# Revolutionize **your network** from the ground up

**For maximum network efficiency, start at the foundation.** Layer Zero provides a new foundation for the OSI model to address the critical role that infrastructure plays in network performance. The right solutions at Layer Zero can reduce power consumption and cooling costs, reduce the risk of equipment failure, and improve overall system performance. Contact your Legrand representative to learn more about the impact of Layer Zero on your data center. **designed to be better.**

**Cablofil | Ortronics | Wiremold**



[www.legrand.us](http://www.legrand.us)

## Racks, Cabinets and Cable Management

# Ortronics

### Mighty Mo Cabinets

ORTRONICS



A solid foundation is critical for superior network performance in high-density applications. Ortronics' Mighty Mo cabinet is designed around industry-leading cable management systems that address the high-density requirements in the data center and SAN environments of today and the future. In addition, the Mighty Mo cabinet is ideal for maintaining cold aisle/hot aisle airflow. Side rails work with an innovative baffle system that redirects airflow from side venting equipment from the hot aisle to the cold aisle to maintain maximum airflow.

#### FEATURES

- Capacity: 2,000 lb. static frame load capacity

#### Performance and Protection

- To ensure maximum network performance, Mighty Mo cable management systems protect patch cords, cables and equipment ports from damage by:
  - Maintaining proper bend radius requirements
  - Reducing tension on plugs and jacks
  - Protecting network equipment ports
  - Supporting large cable bundles within the rack

#### Cable Management

- Support for up to 1,340 Cat 6 ports
- Vertical managers provide ample capacity for a minimum of 48 Category 6A patch cords per rack unit on a single side of the equipment
- Mounting rails adjust from 12.5 in. to 30 in., independent of the wide rail in front on either side to handle and route copper (Cat 6A, 6, and 5e) or fiber distribution cables without impeding airflow while protecting proper bend radius requirements

#### Airflow

- The Mighty Mo Cabinet is ideal for maintaining cold aisle/hot aisle airflow, whether your network equipment is front-to-back, bottom or side venting
- Side rails work with an innovative baffle system that redirects airflow from side venting equipment from the hot aisle to the cold aisle to maintain maximum airflow
- This passive cooling system can help eliminate the extra heat generated by and power required for typical switch fans

#### Power

- Full size power distribution units (PDUs) are mountable on Mighty Mo wide back rails, with the switch already mounted, to bring additional power to your server rack

The Mighty Mo cabinet line includes a complete array of accessories to create customized solutions for a wide variety of network and data center configurations. Please consult your local sales representative to create your unique cabinet part number.

### Pre-configured Server Cabinets

ORTRONICS



All pre-configured server cabinet versions include:

- Heavy-duty 14 GA welded steel frame configured with cable opening at bottom rear
- Frame levelers
- Two pairs of RU labeled mounting rails with 3/8 in. square holes
- Full profile mesh locking front door
- Split flat mesh locking rear door
- Two "L" shaped finger managers on rear rails
- Vertical PDU mount and lacing bar
- Divider or side panels as stated below
- Solid top panel in front
- Cable entry top panel in rear
- Rack unit cage nuts #12-24 thread (package of 50)
- Two packages of 50 panel mounting screws #12-24 (total of 100)
- Additional adhesive rack unit labels (mounted inside of rear set of rails)

Divider versions have a right side divider panel and ganging hardware (for within row). Side panel versions have a set of end panels (for standalone to create ends of row). Depth includes doors.

Anixter No.	Vendor No.	Description
426095	MMC422440-00005	42RU x 24 in. W x 42 in. D, divider version
426097	MMC422440-00006	42RU x 24 in. W x 42 in. D, side panel version
426098	MMC422446-00002	42RU x 24 in. W x 48 in. D, divider version
426099	MMC422446-00003	42RU x 24 in. W x 48 in. D, side panel version
426100	MMC472440-00003	47RU x 24 in. W x 42 in. D, divider version
426101	MMC472440-00004	47RU x 24 in. W x 42 in. D, side panel version
426102	MMC472446-00001	47RU x 24 in. W x 48 in. D, divider version
426103	MMC472446-00002	47RU x 24 in. W x 48 in. D, side panel version
426104	MMC423240-0000G	42RU x 32 in. W x 42 in. D, divider version
426106	MMC423240-0000H	42RU x 32 in. W x 42 in. D, side panel version
426107	MMC423246-00007	42RU x 32 in. W x 48 in. D, divider version
426109	MMC423246-00008	42RU x 32 in. W x 48 in. D, side panel version
426110	MMC473240-00003	47RU x 32 in. W x 42 in. D, divider version
426111	MMC473240-00004	47RU x 32 in. W x 42 in. D, side panel version
426112	MMC473246-00001	47RU x 32 in. W x 48 in. D, divider version
426113	MMC473246-00002	47RU x 32 in. W x 48 in. D, side panel version

## Pre-configured Network Cabinets

ORTRONICS



All pre-configured network cabinet versions include:

- Heavy-duty 14 GA welded steel frame configured with cable opening at bottom front
- Frame levelers
- Two pairs of RU labeled mounting rails with #12-24 tapped holes
- Full profile plexiglass locking front door
- Full flat solid locking rear door
- Two "L" shaped finger managers on front rails
- Right and left locking side panels
- Fan top panel in front
- Cable entry top panel in rear
- Package of 50 panel mounting screws #12-24

Depth includes doors.

Anixter No.	Vendor No.	Description
426115	MMC422434-00004	42RU x 24 in. W x 36 in. D
426116	MMC423234-0000A	42RU x 32 in. W x 36 in. D

## DataCab Server Cabinets

ORTRONICS



The new Ortronics DataCab Server Cabinets are built around a solid foundation and are an ideal choice for data center and LAN applications. Every steel frame section is designed with a minimum of five bends that are interlocked and fully welded for exceptional strength and rigidity. The space-saving, low-profile door is constructed with extra reinforcing welded rails creating a thin, yet rugged design, not commonly associated with flush doors.

For maximum flexibility and ease of installing equipment, the EIA rails are mounted to three horizontal struts that provide infinite adjustability and the strength to hold up to 1,600 lb. Optional mounting and lacing bars offer additional flexibility and cable management support.

The cabinets are available in widths of 24 in. and 28 in. and depths of 40 in. and 46 in. Heights of 80.25 in. and 89 in. provide 42 and 47 rack units of equipment room.

## FEATURES

- Full flat mesh front door with locking swing handle
- Split flat mesh rear doors with locking swing handle and two point latching
- Two side panels with latches and locks keyed alike to the doors
- Reversible single top panel with four 3 in. diameter cable entry holes and bushings
- Fully welded steel frame with leveling feet standard
- Two pairs of 19 in. EIA mounting rails with 3/8 in. square holes
- Rack unit numbers printed on all EIA rails
- EIA rails include integrated lacing slots for additional cable management
- Cage nuts #12-24 thread (package of 25)
- Panel mounting screws #12-24 (package of 25)
- 40 in. deep cabinet includes one single width PDU mounting bar
- 46 in. deep cabinet includes one double width PDU mounting bar
- Color is basic black

Anixter No.	Vendor No.	Description
426117	DCC422440-00002	42U x 24 in. W x 40 in. D, 80.25 in. H
426118	DCC422446-00002	42U x 24 in. W x 46 in. D, 80.25 in. H
426119	DCC472440-00002	47U x 24 in. W x 40 in. D, 89 in. H
426120	DCC472446-00002	47U x 24 in. W x 46 in. D, 89 in. H
426121	DCC422840-00002	42U x 28 in. W x 40 in. D, 80.25 in. H
426122	DCC422846-00002	42U x 28 in. W x 46 in. D, 80.25 in. H
426123	DCC472840-00002	47U x 28 in. W x 40 in. D, 89 in. H
426124	DCC472846-00002	47U x 28 in. W x 46 in. D, 89 in. H

## ACCESSORIES

Anixter No.	Vendor No.	Description
426125	DCCCASK-SW-3	Caster kit with corner brackets and 3 in. swivel casters
426126	DCC42VPMLS	Vertical PDU mount and lacing bar, single, 42U, with mounting hardware
426128	DCC47VPMLS	Vertical PDU mount and lacing bar, single, 47U, with mounting hardware
426129	DCC42VPMLD	Vertical PDU mount and lacing bar, double, 42U, with mounting hardware
426130	DCC47VPMLD	Vertical PDU mount and lacing bar, double, 47U, with mounting hardware

Racks, Cabinets and Cable Management

Ortronics

Mighty Mo Wall-Mount Cabinets

ORTRONICS



The Mighty Mo Wall-Mount Cabinets utilize advanced cable management to help secure, support and organize your network where floor space is limited. Providing capacity for both active and passive equipment, the cabinets feature one rack unit finger style vertical managers to ensure proper cable management for maximum network performance. An optional rear horizontal mount bracket kit is designed to provide two additional fixed rack units on the rear wall for mounting fiber, equipment or power distribution units. In addition, the cabinet center section swings out from the wall to provide easy access to the equipment.

The front lockable wing turn latch allows you to secure the front door without having to lock the cabinet. This feature allows for easy access into the front of the cabinet when you are in a secure environment.

The Mighty Mo Wall-Mount Cabinets are also an ideal choice for mounting in an open office environment. The cabinet's heavy-duty construction minimizes sagging under heavy loads and the optional 50 cfm fan is 50 percent quieter than most other leading cabinets.

FEATURES

- Cable management to support and organize cables, ensuring proper cable management for minimum distortion and maximum network performance
- Choice of solid or plexiglass door
- Cabinet can be mounted to open left or right
- Locking center section swings out to provide easy access to the equipment
- Front and center sections are keyed alike
- Includes one pair of fully adjustable #12-24 EIA mounting rails
- Brush cable entry plates standard on top rear
- Cable knockout plates standard on bottom rear
- 3 in. hole with cap standard on top and bottom rear
- Vented sides for passive cooling of active equipment
- Optional 50 cfm cooling fans are available to further protect active equipment
- Heavy-duty 14 GA (.075 in.) steel construction
- Color is basic black

MIGHTY MO WALL-MOUNT 24 IN. W X 20 IN. D

Anixter No.	Vendor No.	Description
410645	MMW122420S-B	12U x 24 in. W x 20 in. D, solid door, 23.5 in. H, 150 lb. weight capacity
410647	MMW122420P-B	12U x 24 in. W x 20 in. D, plexiglass door, 23.5 in. H, 150 lb. weight capacity
410648	MMW192420S-B	19U x 24 in. W x 20 in. D, solid door, 23.5 in. H, 200 lb. weight capacity
410651	MMW192420P-B	19U x 24 in. W x 20 in. D, plexiglass door, 23.5 in. H, 200 lb. weight capacity

Anixter No.	Vendor No.	Description
410652	MMW262420S-B	26U x 24 in. W x 20 in. D, solid door, 23.5 in. H, 300 lb. weight capacity
410653	MMW262420P-B	26U x 24 in. W x 20 in. D, plexiglass door, 23.5 in. H, 300 lb. weight capacity

MIGHTY MO WALL-MOUNT 24 IN. W X 26 IN. D

Anixter No.	Vendor No.	Description
410654	MMW122426S-B	12U x 24 in. W x 26 in. D, solid door, 23.5 in. H, 150 lb. weight capacity
410655	MMW122426P-B	12U x 24 in. W x 26 in. D, plexiglass door, 23.5 in. H, 150 lb. weight capacity
410656	MMW192426S-B	19U x 24 in. W x 26 in. D, solid door, 23.5 in. H, 200 lb. weight capacity
410657	MMW192426P-B	19U x 24 in. W x 26 in. D, plexiglass door, 23.5 in. H, 200 lb. weight capacity
410658	MMW262426S-B	26U x 24 in. W x 26 in. D, solid door, 23.5 in. H, 300 lb. weight capacity
410659	MMW262426P-B	26U x 24 in. W x 26 in. D, plexiglass door, 23.5 in. H, 300 lb. weight capacity

MIGHTY MO WALL-MOUNT CABINET ACCESSORIES

Anixter No.	Vendor No.	Description
410660	MMCFAN-4-50	Fan kit, 4 in., 50 cfm
410661	MMWHMBM12-B	Rear horizontal mount bracket kit, 2U
410662	MMWBPK	Brush plate kit
410663	MMW12M12-B	12U mounting rail, #12-24, one pair
410664	MMW19M12-B	19U mounting rail, #12-24, one pair
410665	MMW26M12-B	26U mounting rail, #12-24, one pair

DataCab Wall Mount Cabinets

ORTRONICS



DataCab Wall Mount Cabinets are an ideal solution for open office or telecom room applications where floor space is limited and are perfect for both active equipment and passive zone cabling. The thin line front door construction offers more room in the center section to provide easy access to the equipment.

The heavy-duty construction of the cabinet minimizes sagging under heavy loads. The hinge side placement of the rear section mounting holes provides additional support when the center section is open for terminations.

The sides of the cabinet are vented for passive cooling of the active equipment, and the optional 50 cfm is 50 percent quieter than the fans of most other leading cabinets.

FEATURES

- Choice of solid or plexiglass door
- Locking center section swings out to provide easy access

- Door and center section are keyed alike
- Includes one pair of fully adjustable #12-24 EIA mounting rails
- Heavy-duty welded steel construction
- Vented sides for passive cooling of active equipment
- Optional 50 cfm cooling fans are available to further protect active equipment

Anixter No.	Vendor No.	Description
426090	DCW122424S-B	12U x 24 in. W x 24 in. D, solid door, 23.5 in. H, 125 lb. weight capacity
426105	DCW122424P-B	12U x 24 in. W x 24 in. D, plexiglass door, 23.5 in. H, 125 lb. weight capacity
426108	DCW192424S-B	19U x 24 in. W x 24 in. D, solid door, 35.75 in. H, 150 lb. weight capacity
426114	DCW192424P-B	19U x 24 in. W x 24 in. D, plexiglass door, 35.75 in. H, 150 lb. weight capacity

#### DATA CAB WALL-MOUNT CABINET ACCESSORIES

Anixter No.	Vendor No.	Description
410660	MMCFAN-4-50	Fan kit, 4 in., 50 cfm
410662	MMWBPK	Brush plate kit
426127	DCW12M12-B	12U mounting rail, #12-24, one pair
426138	DCW19M12-B	19U mounting rail, #12-24, one pair

#### Mighty Mo Ceiling-Mount Telecom Enclosures

ORTRONICS



The Mighty Mo Ceiling-Mount Telecom Enclosure has a unique patent pending swing gate design that allows for easy access to patching and equipment by simply opening the front cover. The swing-out access supports easy re-termination and includes dampening cylinders to control the speed of opening. The attractive exterior blends well with office décor and a lockable front door provides security and protection in public areas. Built-in cable management supports and organizes cables, ensuring proper bend radius. Approved to UL 2043 for use in air handling spaces.

Anixter No.	Vendor No.	Description
400009	MMTECSG22	Mighty Mo telecom enclosure, ceiling mount, 23.50 in. W x 23.50 in. H x 20.61 in. D, 10 rack units, 80 lb. capacity, beige

#### CEILING-MOUNT ACCESSORIES

Anixter No.	Vendor No.	Description
400010	MMTECFCBP	Plate kit - includes fan plate with 100 cfm fan, guard, 3 ft. cord with plug, cable brush plate and mounting hardware, black
400011	MMTECFSP	Fire stop cable plate kit - includes intumescent foam and mounting hardware, set of two, beige

#### Ortronics Blank Filler Panels

ORTRONICS



Black powder-coated aluminum with a blue silkscreened logo.

#### FLAT BLANK FILLER PANELS

Anixter No.	Vendor No.	Description
132300	401004788	1.75 in. H x 19 in. W, 1U
132301	401004789	3.5 in. H x 19 in. W, 2U
132302	401004790	5.25 in. H x 19 in. W, 3U
130290	401004791	7 in. H x 19 in. W, 4U
353679	401045773	38.5 in. H x 19 in. W, 22U

#### ANGLED BLANK FILLER PANELS



Anixter No.	Vendor No.	Description
378023	BFPA-1RU	1.75 in. H x 19 in. W, 1U
378024	BFPA-2RU	3.5 in. H x 19 in. W, 2U

#### CURVED BLANK FILLER PANELS



Anixter No.	Vendor No.	Description
377155	BFPC-1RU	Curved Blank Filler Panel to fit with curved PHC patch panel, 482.6 mm width, 44.45 mm high, 1 rack unit

## Racks, Cabinets and Cable Management

# Ortronics

### Mighty Mo 10 Cable Management Rack System

#### ORTRONICS

Mighty Mo 10 racks are designed to maximize the airflow of network equipment. Honeycomb side rails and baffles combine to manage intake and exhaust air creating cold aisle/hot aisle air distribution from side vented equipment. The bottom flange turns inward, allowing it to fit on a 2 ft. x 2 ft. floor tile.

#### MIGHTY MO 10 CABLE MANAGEMENT RACKS



Static load rating 1,500 lb. UL Listed.

Anixter No.	Vendor No.	Description
363051	MM10716	7 ft. H x 16.25 in. D, black, 45RU
363052	MM10816	8 ft. H x 16.25 in. D, black, 51RU

#### MIGHTY MO 10 SERVER RACK



The Mighty Mo 10 Server Rack works with all of the Mighty Mo 6 and 10 racks and cable management. The mounting rails adjust from 12.5 in. to 30 in., independent of the structural members allowing the rails to be adjusted after the rack is installed. Mighty Mo vertical managers can be mounted front or rear. Color is black.

Anixter No.	Vendor No.	Description
363053	MM107SVR	Four-post aluminum frame with steel EIA rails, supplied with 50 #12-24 cage nuts and screws, 45RU, 7 ft. H
425824	MM108SVR	Four-post aluminum frame with steel EIA rails, supplied with 50 #12-24 cage nuts and screws, 45RU, 8 ft. H
363054	MM107SVRABR	Server rack baffle rail for mounting airflow baffles

#### MIGHTY MO 10 VERTICAL CABLE MANAGEMENT CAGE WITH DOOR



Cage design promotes efficient routing of patch cords between racks. Hinged doors allow easy access during moves, adds and changes. 16 in. wide cage creates a 12.25 in. gap between racks. 12 in. wide cage creates a 8.25 in. gap between racks for front-to-back routing of equipment cables and patch cords. Both are supplied with four spools and 12 bend-limiting clips.

Anixter No.	Vendor No.	Description
363055	MM10VMD712	12.13 in. x 13 in. x 7 ft.
363056	MM10VMD716	16.38 in. x 13 in. x 7 ft.
363057	MM10VMD812	12.13 in. x 13 in. x 8 ft.
363058	MM10VMD816	16.38 in. x 13 in. x 8 ft.

#### MIGHTY MO 10 AIRFLOW BAFFLES



Mighty Mo 10 airflow baffles mount between racks and direct intake and exhaust air on side flow network equipment from cold aisle to hot aisle.

Anixter No.	Vendor No.	Description
363061	MM10AB71612	For use with 7 ft. x 16 in. Mighty Mo 10 rack and 12 in. wide Mighty Mo 10 cage
363062	MM10AB71616	For use with 7 ft. x 16 in. Mighty Mo 10 rack and 16 in. wide Mighty Mo 10 cage
363063	MM10AB81612	For use with 8 ft. x 16 in. Mighty Mo 10 rack and 12 in. wide Mighty Mo 10 cage
363064	MM10AB81616	For use with 8 ft. x 16 in. Mighty Mo 10 rack and 16 in. wide Mighty Mo 10 cage
399990	MM10AB73012	For use with MM107SVR, Mighty Mo 10 server rack, and 12 in. wide Mighty Mo 10 cage
399991	MM10AB73016	For use with MM107SVR, Mighty Mo 10 server rack, and 16 in. wide Mighty Mo 10 cage
425825	MM10AB83012	For use with MM108SVR, Mighty Mo 10 server rack, and 12 in. wide Mighty Mo 10 cage
425826	MM10AB83016	For use with MM108SVR, Mighty Mo 10 server rack, and 16 in. wide Mighty Mo 10 cage



MIGHTY MO 10 VENTED DOOR ASSEMBLIES



Door design allows mounting to the front or rear of any Mighty Mo 6 or Mighty Mo 10 rack. The double-hinged door pivots to the right or left and is easily removed. Black.

Anixter No.	Vendor No.	Description
363059	MM10VDA7248	7 ft. x 24 in. with 8.38 in. of clearance behind door for use with VMD-style vertical managers
363060	MM10VDA7244	7 ft. x 24 in. with 4.38 in. of clearance behind door for use without vertical managers
399975	MM10VDA8248	8 ft. x 24 in. with 8.38 in. of clearance behind door for use with VMD-style vertical managers
399976	MM10VDA8244	8 ft. x 24 in. with 4.38 in. of clearance behind door for use without vertical managers

Mighty Mo 6 Cable Management Rack System

ORTRONICS

Mighty Mo 6 Racks are available in 6.5 in., 10.5 in. and 16.25 in. channel depths. The 16.25 in. size is designed specifically for heavy and large networking equipment. The bottom flange on the 16.25 in. version can turn inward so that it will fit on a 2 ft. x 2 ft. floor tile. All Mighty Mo 6 racks and accessories are black.

RACKS



Static load rating 1,500 lb. UL Listed.

Anixter No.	Vendor No.	Description
341682	MM6706	7 ft. H x 6.5 in. D
274481	MM6710	7 ft. H x 10.5 in. D
276262	MM6716	7 ft. H x 16.25 in. D
274482	MM6810	8 ft. H x 10.5 in. D
276237	MM6816	8 ft. H x 16.25 in. D

MIGHTY MO CHANNEL BEND LIMITERS



Mighty Mo channel bend limiters clip onto the top edge of Mighty Mo channels providing the proper bend radius for cables entering the channel. Set of two; black.

Anixter No.	Vendor No.	Description
399996	MM6CBL06	For use with Mighty Mo racks with 6.5 in. channels
399998	MM6CBL10	For use with Mighty Mo racks with 10.5 in. channels
399999	MM6CBL16	For use with Mighty Mo racks with 16.25 in. channels

VERTICAL CABLE MANAGEMENT CAGE WITH DOOR



10 in. wide cage creates 6.5 in. gap between racks, 6 in. wide cage creates 2.5 in. gap between racks. Both are supplied with four spools and 12 bend limiting clips. Includes mounting hardware.

Anixter No.	Vendor No.	Description
276478	MM6VMD710	10 in. x 13 in. x 7 ft.
276480	MM6VMD706	6 in. x 8 in. x 7 ft.
276482	MM6VMD810	10 in. x 13 in. x 8 ft.
274484	MM6VMD806	6 in. x 8 in. x 8 ft.

VERTICAL CABLE MANAGEMENT CAGE WITH COVER



Cage design promotes efficient routing of patch cords between racks. Dual snap-on hinged covers allow easy access during moves, adds and changes. 6 in. wide cage creates a 2.5 in. gap between racks for front-to-back routing of equipment cables and patch cords. 6 in. wide cage is supplied with four spools and 12 bend-limiting clips. Includes mounting hardware.

Anixter No.	Vendor No.	Description
341683	MM6VMS704	4 in. x 7 in. x 7 ft.
341684	MM6VMS706	6 in. x 7 in. x 7 ft.
353682	MM6VMS804	4 in. x 7 in. x 8 ft.
353683	MM6VMS806	6 in. x 7 in. x 8 ft.

Continued on next page >>

## Racks, Cabinets and Cable Management

# Ortronics

(continued) Mighty Mo 6 Cable Management Rack System

### VERTICAL CABLE MANAGEMENT CAGE WITH LATCHES



Promotes efficient routing of patch cords between racks. Hinged latches allow easy access during moves, adds and changes. 6 in. wide cage creates a 2.5 in. gap between racks for front-to-back routing of equipment cables and patch cords. Includes mounting hardware.

Anixter No.	Vendor No.	Description
353684	MMGVML704	With latches, 4 in. x 6 in. x 7 ft.
276494	MMGVML706	6 in. x 6 in. x 7 ft.
353686	MMGVML804	4 in. x 6 in. x 8 ft.
276496	MMGVML806	6 in. x 6 in. x 7 ft.

### MIGHT MO 10 WATERFALL EXTENSION



Increases the height of the front flange of the Mighty Mo waterfall by 57.15 mm when additional cable capacity is required.

Anixter No.	Vendor No.	Description
376945	MM10WFE	Waterfall extension

### VERTICAL CABLE MANAGEMENT SPOOLS



Come in sets of four.

Anixter No.	Vendor No.	Description
353687	MM6CMS10	11 in. long for 10 in. cage
276525	MM6CMS8	8 in. long for 10 in. cage
276526	MM6CMS6	6 in. long for 6 in. cage

### BEND LIMITING CLIP



Come in sets of 12.

Anixter No.	Vendor No.	Description
276527	MM6BLC	3.25 in. long

### MIGHTY MO 6 VERTICAL MANAGEMENT BRACKET KIT



Vertical management bracket kit includes four brackets and all the hardware needed to mount two Mighty Mo 6 vertical managers to a standard EIA rack. Kit consists of four brackets, eight panel mounting screws and four cage mounting screws.

Anixter No.	Vendor No.	Description
353688	60400687	Kit of four

### END PANEL - STANDARD



For use with 6 in. Mighty Mo 6 vertical cable managers, also includes mounting hardware.

Anixter No.	Vendor No.	Description
371366	MM6EP706	7 ft. H for 6.5 in. channel
276521	MM6EP710	7 ft. H for 10.5 in. channel
276522	MM6EP716	7 ft. H for 16.25 in. channel
276523	MM6EP810	8 ft. H for 10.5 in. channel
276524	MM6EP816	8 ft. H for 16.25 in. channel

## END PANEL - NARROW

For use with 4 in. Mighty Mo 6 vertical cable managers, also includes mounting hardware.

Anixter No.	Vendor No.	Description
378332	MM6EPN706	7 ft. H for 6.5 in. channel
378331	MM6EPN710	7 ft. H for 10.5 in. channel
378333	MM6EPN716	7 ft. H for 16.25 in. channel
425827	MM6EPN810	8 ft. H for 10.5 in. channel
425828	MM6EPN816	8 ft. H for 16.25 in. channel

## CABLE RUNWAY MOUNTING BRACKET



Anixter No.	Vendor No.	Description
353689	MM6CRB06	For 6.5 in. channel depth
276528	MM6CRB10	For 10.5 in. channel depth
276529	MM6CRB16	For 16.25 in. channel depth
425829	MM10CRBSVR	For MM10 server rack
425830	MM10CRBRSVR	For rear of MM10 server rack

## MIGHTY MO ISOLATION PAD KIT



Isolates Mighty Mo racks from concrete floors for effective bonding and grounding.

Anixter No.	Vendor No.	Description
400000	MMIPK	Isolation pad kit for Mighty Mo racks

## MIGHTY MO 6 CABLE TROUGH



For supporting fiber cables at the bottom of Mighty Mo racks. The kit includes an extension that bridges the space between racks and mounting hardware.

Anixter No.	Vendor No.	Description
378336	MM6CT4RU	Cable trough, 4RU
378337	MM6CT4RUK	Cable trough kit, 4RU

## HORIZONTAL CABLE MANAGEMENT PANEL



Note: #12-24 mounting hardware included.

Anixter No.	Vendor No.	Description
329311	MM6HMF1RU	1.75 in. x 19 in., 1RU
276534	MM6HMF2RU	3.5 in. x 19 in., 2RU
373676	MM6HMF4RU	7 in. x 19 in., 4RU
286477	MM6HM61RU	1.75 in. x 19 in., 1RU
300026	MM6HM62RU	3.5 in. x 19 in., 2RU
353691	MM6HM81RU	1.75 in. x 19 in., 1RU
338940	MM6HM82RU	1.75 in. x 19 in., 2RU
353693	MM6HM6D2RU	3.5 in. x 19 in., double sided

## BASE DUST COVER



Anixter No.	Vendor No.	Description
353694	MM6BDC06	For 6.5 in. channel depth
276532	MM6BDC10	For 10.5 in. channel depth
276533	MM6BDC16	For 16.25 in. channel depth

## Racks, Cabinets and Cable Management

# Ortronics

### Overhead Cable Pathway Rack

ORTRONICS



The Mighty Mo overhead cable pathway racks provide cable management and an innovative mounting method for 19 in. rack-mount copper and fiber panels and cabinets. The pathway racks allow horizontal connectivity to be supported by the overhead pathway freeing up valuable rack or cabinet space below. Includes everything needed to mount the bracket to the side of Homaco runway with 1 1/2 in. stringers or any Cablofil cable tray 2 in. or deeper.

Anixter No.	Vendor No.	Description
353704	60401001	23.6 in. W x 7.4 in. H x 9 in. D, 2RU
353705	60401015	23.6 in. W x 12.6 in. H x 9 in. D, 5RU
425906	60401089	23.6 in. W x 17.86 in. H x 9 in. D, 8RU

### Homaco Adjustable Dual Equipment Racks and Accessories

ORTRONICS

The patented adjustable dual equipment racks provide a solid, sturdy foundation for mounting heavier network equipment. The design also expands installation opportunities by enabling cross-connects, facilitating cable management and eliminating heat build-up. Available in two depths. Constructed of 6061-T6 structural grade aluminum.

#### FEATURES

- Self-support, self-squaring
- Assembles quickly and easily
- 24 mounting screws included
- 5/8 in., 5/8 in. Universal mounting hole pattern
- Meets EIA-310
- Black powder coat finish

#### ADJUSTABLE RACKS



Anixter No.	Vendor No.	Description
204733	19-84-T4SDA1520	84 in. H x 19 in. W x 15-20 in. D, 45U, standard

Anixter No.	Vendor No.	Description
375954	19-84-T4SDA2132	84 in. H x 19 in. W x 21-32 in. D, 45U, M6
384762	19-84-SSDA2132	84 in. H x 19 in. W x 21-32 in. D, 45U, M6

#### CAGE NUTS



Anixter No.	Vendor No.	Description
259874	PS-1032CN	10-32 cage nuts, 50 per bag
259873	PS-1224CN	12-32 cage nuts, 50 per bag
425911	RU-1224CN	Rack unit cage nuts, #12-24 thread, pkg. of 50, clear
425912	RU-M6X1CN	Rack unit cage nuts, M6X1 thread, pkg. of 50, clear

#### ADJUSTABLE SHELVES



Anixter No.	Vendor No.	Description
260910	ES-19-FDR2126	21-26 in. deep, solid
251821	ES-19-FDR2732	27-32 in. deep, solid
259878	ESV-19-FDR2126	21-26 in. deep, vented
261188	ESV-19-FDR2732	27-32 in. deep, vented

#### FIXED SHELVES



Anixter No.	Vendor No.	Description
261176	ESV-19-SDR2126F	21-26 in. deep, vented
261178	ESV-19-SDR2732F	27-32 in. deep, vented

## Homaco Two-post Racks and Accessories

## ORTRONICS

The Homaco computer-guided manufacturing process assures that each rack meets exact dimensions, guaranteeing a self-squaring assembly. Made of top-quality 6061-T6 structural grade aluminum, Homaco equipment racks provide strength and stability for years. Racks ship unassembled for efficient delivery and storage.

## SPECIFICATIONS

1. 5/8 in., 5/8 in., 1/2 in. Universal mounting hole pattern
2. Equipped with 1/2 in. junctioning holes for securing multiple-rack lineups
3. Meets EIA-310 standards
4. Listed to the UL 1863 Standard for Communication Circuit Accessories

## FEATURES

- Self-squaring and self-supporting
- Tapped uprights so no nuts are required for assembly
- Top angles, patented self-support base are standard
- Assembly hardware included
- Mounting holes are roll formed for work hardened thread system
- Includes 12-24 cross-recessed black panel mounting screws
- Constructed of 6061-T6 structural-grade aluminum
- 3 in. x 1 1/4 in. channel uprights

## STANDARD EQUIPMENT RACKS



Anixter No.	Vendor No.	Description
168007	19-84-T2SD	84 in. H x 19 in. W x 15 in. D, 45U, aluminum
192349	19-84-T2SDB	84 in. H x 19 in. W x 15 in. D, 45U, black
168085	23-84-T2SD	84 in. H x 23 in. W x 15 in. D, 45U, aluminum
262614	23-84-T2SDB	84 in. H x 23 in. W x 15 in. D, 45U, black

## EQUIPMENT RACK ISOLATION PAD KIT



Isolates equipment racks from concrete floors for effective bonding and grounding

Anixter No.	Vendor No.	Description
400410	IPK	Isolation pad kit for standard equipment racks

## STANDARD VERTICAL CABLE MANAGEMENT CAGE WITH COVER



Mounts to side of standard EIA rack. The fingers are spaced to line up with rack units, promoting efficient routing of patch cords to patch panels and equipment from the vertical manager. Dual snap-on hinged covers allow easy access during moves, add and changes. Available in single-sided and double-sided versions. Includes all hardware necessary to mount to the side of a standard EIA rack

Anixter No.	Vendor No.	Description
400402	SVMS704	3.75 in. x 6.58 in. x 7 ft., single-sided
394836	SVMS706	6.00 in. x 6.58 in. x 7 ft., single-sided
400403	SVMS804	3.75 in. x 6.58 in. x 8 ft., single-sided
400404	SVMS806	6.00 in. x 6.58 in. x 8 ft., single-sided
400405	DVMS704	3.75 in. x 13.17 in. x 7 ft., double-sided
400406	DVMS706	6.00 in. x 13.17 in. x 7 ft., double-sided
400407	DVMS804	3.75 in. x 13.17 in. x 8 ft., double-sided
400409	DVMS806	6.00 in. x 13.17 in. x 8 ft., double-sided

## VERTICAL ORGANIZERS



Homaco patented vertical organizers save time and money during moves, adds and changes to patch panels. Rings in the front organize patch cords with ease. A rear, U-shaped channel is formed either between equipment racks or at the end of a lineup to provide a pathway for delivering horizontal cables to patch panels. The 6 in. width is used between fully-loaded racks; the 3 in. width is used with a single rack, at the end of a lineup or between partially loaded racks

Anixter No.	Vendor No.	Description
194131	VO-84-T3E	79 in. H x 3 in. W x 5.31 in. D, solid
195137	VO-84-T6E	79 in. H x 6 in. W x 5.31 in. D, solid
226514	VO-84-T3FTE	79 in. H x 3 in. W x 5.31 in. D, feed-through
208451	VO-84-T6FTE	79 in. H x 6 in. W x 5.31 in. D, feed-through

Racks, Cabinets and Cable Management

Ortronics

Homaco Swing-EZ Wall Racks

ORTRONICS



The patented Homaco Swing-EZ Wall Rack arrives ready to square- and keyhole-mount in minutes. Reinforcement plates stabilize the frame to allow maximum load-bearing capacity. Hub and LAN applications are easily accommodated without door deflection. Latch pins or bolts secure the door to the frame and remove to smoothly swing open from the left or right.

FEATURES

- Both latch pins and bolts are included
- Velcro straps feed into slots for backside cable management
- Side panels fold flat for shipping, then unfold for easy on-site assembly
- 5/8 in., 5/8 in., 1/2 in. Universal mounting hole pattern
- Mounting holes threaded for #12 to 24 hardware
- Includes cross-recessed #12 to 24 black panel mounting screws
- Meets EIA-310 standards
- Listed to the UL 1863 Standard for Communication Circuit Accessory
- Hint: Cable management products manage Swing-EZ cables both horizontally and vertically. Use organizers with side rings for optimum cable delivery

Anixter No.	Vendor No.	Description
133550	19-21-T12D	21 in. H x 19.75 in. W x 12 in. D, 11U, gray
261184	19-21-T12DB	21 in. H x 19.75 in. W x 12 in. D, 11U, black
176026	19-21-T18D	21 in. H x 19.75 in. W x 18 in. D, 11U, gray
227935	19-21-T18DB	21 in. H x 19.75 in. W x 18 in. D, 11U, black
168671	19-35-T18D	35 in. H x 19.75 in. W x 18 in. D, 19U, gray
228247	19-35-T18DB	35 in. H x 19.75 in. W x 18 in. D, 19U, black
261185	19-35-T25DHYDT	38.25 in. H x 19.75 in. W x 25 in. D, 19U, heavy-duty, gray

Wall-mount Relay Racks

ORTRONICS



Ortronics wall-mount relay racks are designed for applications where space is critical. Their wall-mount design increases closet wiring capacity while allowing rear access to patch panels and equipment.

Anixter No.	Vendor No.	Description
224592	604045400	20.25 in. W x 18 in. D x 26 in. H, 12U
242072	604045450	20.25 in. W x 18 in. D x 38 in. H, 18U
240553	604045451	20.25 in. W x 18 in. D x 50 in. H, 25U

Hinged Wall-mount Bracket

ORTRONICS



These brackets meet smaller system requirements and allow easy access to the rear of the panels. Holes in the back plate allow for rear cable feed through.

Anixter No.	Vendor No.	Description
103907	604004301	5.25 in. H x 19 in. W x 6 in. D, 3RU
104345	604004396	3.5 in. H x 19 in. W x 6 in. D, 2RU
138722	604004068	7 in. H x 19 in. W x 6 in. D, 4RU
113514	604004645	10.5 in. H x 19 in. W x 6 in. D, 6RU

Equipment Support Bracket

ORTRONICS

Mounts on the rear of any 19 in. rack to support the weight of heavy equipment. The bracket is especially effective on the Mighty Mo racks where the channel depth is 6.5 in. or deeper. Black. Includes #12-24 mounting hardware.

Anixter No.	Vendor No.	Description
217307	60400383	19 in. W x 1.75 in. H x 1 in. D

Grounding Kit for Mighty Mo Racks

ORTRONICS

This kit provides a reliable systems ground for the distribution rack. One kit is recommended for each rack.

Anixter No.	Vendor No.	Description
217308	60400010	Single conductor ground lug for 6 AWG to 14 AWG conductors

## Mighty Mo 6 110D Distribution Frame

ORTRONICS



Ortronics Mighty Mo 6 110D Distribution Frame provides total vertical cable management to route cable more effectively in a 110 cross connect. Use with OR-30600166 to mount 300-pair 110 blocks with legs. Front and rear mounting supports up to 9,000 pairs. Includes cable management straps in 6.5 in. deep vertical channels. Color is black.

Anixter No.	Vendor No.	Description
400501	MM67110D	39 in. x 86 in. x 16.50 in.

## 900-PAIR RACK-MOUNT PANEL WITH CABLE TROUGHS



Accepts three 300-pair 110 blocks with legs.

Anixter No.	Vendor No.	Description
250631	30600166	34.25 in. x 14.54 in.

## MIGHTY MO 6 VERTICAL CABLE MANAGEMENT CAGE WITH LATCHES



Patented design promotes efficient routing of patch cords between racks. Hinged latches allow easy access during moves, adds and changes. 6 in. wide cage creates a 2.5 in. gap between racks for front-to-back routing of equipment cables and patch cords. Includes all hardware necessary to mount cage on face of two Mighty Mo 6 racks, single rack or end of row.

Anixter No.	Vendor No.	Description
353684	MM6VML704	With latches, 4 in. x 6 in. x 7 ft.
333784	MM6VML706	With latches. To be used on 45U racks. 152.4 mm width x 2,135 mm high x 152.4 mm deep. Color is black

## Mighty Mo Equipment Shelves

ORTRONICS



Aluminum equipment shelf with black finish. Made for a 19 in. EIA rack.

## EQUIPMENT SHELF

Holds up to 75 lb., inside width is 17 in., black

Anixter No.	Vendor No.	Description
134761	60400006	5.25 in. H x 19 in. W x 12.125 in. D
204672	60400405	5.25 in. H x 19 in. W x 15.125 in. D

## CANTILEVERED VENTED EQUIPMENT SHELF

Holds up to 85 lb., inside width is 17.5 in., black

Anixter No.	Vendor No.	Description
201539	604045075	5.75 in. H x 19 in. W x 20 in. D
204657	604045081	5.75 in. H x 19 in. W x 24 in. D

## STANDARD VENTED EQUIPMENT SHELF

Holds 50 lb. capacity, inside width is 17.5 in., black

Anixter No.	Vendor No.	Description
219263	604045401	4 in. H x 19 in. W x 16 in. D

## VENTED EQUIPMENT SHELF FOR MIGHTY MO RACKS

This four-point shelf can be used with Mighty Mo racks in all three channel depths, 150 lb. capacity, black

Anixter No.	Vendor No.	Description
232060	604045388	5.75 in. H x 19 in. W x 20 in. D

## FOLDING KEYBOARD SHELF

Anixter No.	Vendor No.	Description
242104	60400550	19 in. W, 1U, black

## ADJUSTABLE FOUR-POST EQUIPMENT SHELF

This equipment shelf has a fixed front flange with an infinitely adjustable rear flange that allows for secure four-point mounting as deep as 30 in. Holds 200 lb. capacity, inside width is 17.25 in., black

Anixter No.	Vendor No.	Description
241649	60400538	1.7 in. H x 19 in. W x 30 in. D

## DOUBLE-SIDED EQUIPMENT SHELVES

For use with Mighty Mo racks with 6.5 in. channels. Holds 150 lb. capacity, inside width is 17 in.

Anixter No.	Vendor No.	Description
226289	60400355	19 in. W x 5.25 in. H x 24 in. D, black

## FOUR-POINT EQUIPMENT SHELF FOR MIGHTY MO RACKS AND CABINETS

This one-unit shelf works with Mighty Mo racks with all depth channels and Mighty Mo cabinets 24 in. and deeper. Shelf is 17.25 in. wide, black

Anixter No.	Vendor No.	Description
305721	604045681	19 in. W x 1.75 in. H x 20 in. D, black

## Racks, Cabinets and Cable Management

# Ortronics

### Homaco Equipment Shelves

ORTRONICS



Homaco offers several styles of equipment shelves for all your needs. Shelves mount on any 19 in. wall or free-standing rack. 23 in. versions are also available. Mounting hardware included.

#### SOLID


Anixter No.	Vendor No.	Description
226513	ES-19-MCSB	5.25 in. H x 17.5 in. W x 12 in. D, black, multi-configuration
259876	ES-19-FMB	5.25 in. H x 17.25 in. W x 14 in. D, black, front-mount
201935	ES-19-3B	3.5 in. H x 17.38 in. W x 15.5 in. D, black
232076	ES-19-4B	3.5 in. H x 17.38 in. W x 21.75 in. D, black

#### VENTED

Anixter No.	Vendor No.	Description
261189	ESV-19-FMB	5.25 in. H x 17.25 in. W x 14 in. D, black, front-mount
262169	ESV-19-3B	3.5 in. H x 17.38 in. W x 15.5 in. D, black
262171	ESV-19-4B	3.5 in. H x 17.38 in. W x 21.75 in. D, black

### Wall-mount Shelf

ORTRONICS



Steel wall-mount shelf with black finish. Designed for smaller applications where space is limited and a free-standing rack cannot be used. 4.875 in. H x 20 in. W x 18 in. D. 120 lb. capacity

Anixter No.	Vendor No.	Description
170306	604044927	Wall-mount shelf

### Finger Duct Cable Management Panels

ORTRONICS



Ortronics closed cover finger duct cable management panels provide organized movement for horizontal and vertical routing of patch cables on 19 in. EIA distribution racks.

Anixter No.	Vendor No.	Description
139080	808000010	1.5 in. H x 1.5 in. D, 1U
139081	808044508	3 in. H x 1.5 in. D, 2U
139082	808044549	3 in. H x 3 in. D, 2U

### Cable Management Panels

ORTRONICS



Ortronics cable management panels provide organized movement of patch cables horizontally, vertically and from front to back on 19 in. (483 mm) EIA distribution racks. Note: includes #12 to 24 mounting hardware.

#### FEATURES

- Sturdy steel or aluminum construction
- Eliminates congestion around equipment
- Cables are arranged in a well-managed fashion

Anixter No.	Vendor No.	Description
149782	808004759	Five horizontal distribution rings 1.7 in. H x 2.7 in. D, 1U
152928	60400057	Five horizontal distribution rings 3 in. H x 4 in. D, 2U
132291	808004867	Five horizontal distribution rings, 3.95 in. H x 2.4 in. D, 2U
170261	808044855	Four horizontal and four vertical distribution rings 2 in. H x 4 in. D, 24 plastic routing clips, 2U
130227	808004818	Five distribution rings 3.95 in. H x 4.8 in. D, 2U
219824	60400131	Five horizontal distribution rings 1.7 in. H x 3.5 in. D, 1U
262099	808045590	Five horizontal distribution rings 1.7 in. H x 6 in. D, 1U
353972	808045768	Five horizontal distribution rings 1.7 in. H x 3 in. D, 1U



## Cable Management Rings

ORTRONICS

## MIGHTY MO CABLE MANAGEMENT RINGS, SNAP TYPE



These black plastic rings flex at the end for easy insertion or removal of cross-connect cables. They snap in place on the front and back of the Mighty Mo racks. Black.

Anixter No.	Vendor No.	Description
241633	60400614	Snap-type, 1.75 in. x 6 in., pk of 14
353984	60400542	Snap-type, 1.75 in. x 6 in., pk of two
353986	60400314	Snap-type, 1.75 in. x 3 in., pk of 14
353989	60400302	Snap-type, 1.75 in. x 3 in., pk of two

## MIGHTY MO CABLE MANAGEMENT RINGS



These rings allow efficient routing of patch or cross-connect cables between distribution racks. They can be mounted where needed on the front and back of the Mighty Mo racks. Black.

Anixter No.	Vendor No.	Description
217299	60400017	2 in. x 6 in., pk of 14
187678	60400062	2 in. W x 6 in D-Rings with mount hardware., pk of two

## Wire Management Cable Support Bar

ORTRONICS



## CABLE MANAGEMENT SUPPORT BAR, ZERO RU

Provides strain relief at the front or rear of a standard 19 in. patch panel that does not include rear management panels. The support bar is mounted with patch panel mounting screws to the front or with the supplied additional nuts to the rear. Black finish.

Anixter No.	Vendor No.	Description
398993	CMBFR0RU	19 in. W x 4 in. D

## CABLE MANAGEMENT SUPPORT BAR

Provides additional strain relief at the rear of a 19 in. EIA distribution rack for the horizontal wiring cables terminated to the modular patch panels. The cable support bar is mounted to the rear upright U channel of the distribution rack by thumbscrews which allow easy access for lacing and termination to the equipment.

Anixter No.	Vendor No.	Description
152936	60400046	U-type, 1.5 in. D, 19 in. W

## Bend-limiting Strain Relief Bar

ORTRONICS



The bar has curved falls that prevent cable crimping and help maintain the proper bend radius. The bar mounts to the rear of standard 19 in. racks. Route cable ties through the holes in the bar to hold cables in place.

Anixter No.	Vendor No.	Description
203576	60400199	19 in. W x 1 in. H x 2.5 in. D, 1U

## Racks, Cabinets and Cable Management

# Ortronics

### Cable Management Straps

ORTRONICS

#### HOOK-AND-LOOP CABLE MANAGEMENT STRAPS

These 0.75 in. W straps have a hook-and-loop type closure to secure and administer cables without damaging the construction of the copper or fiber cable. Sold in packages of 12. Black.

Anixter No.	Vendor No.	Description
187676	70700084-00	18 in. L, grip range: 2 in. to 4 in. diameter, black

#### COLOR-CODED CABLE MANAGEMENT STRAPS



Ortronics color-coded cable management straps provide an organized solution for the management of patch and horizontal distribution cables. The 0.625 in. W straps have a hook-and-loop type closure to secure and administer cables without damaging the construction of the copper and fiber cable. Sold in packages of ten. NOTE: To order colored straps, specify color by putting color code at end of part number (Example to order a 6 in. red OR-70700080 strap: OR-70700080-22). Color code: -00 black, -22 red, -23 orange, -24 yellow, -25 green, -26 blue

Anixter No.	Vendor No.	Description
165409	70700080-00	6 in. L x 0.625 in. W, black
167680	70700079-00	12 in. L x 0.625 in. W, black

#### PLENUM-RATED CABLE MANAGEMENT STRAPS



Ortronics Plenum Cable Management Straps provide an organized solution for the management of cables in plenum rated air handling spaces. These 1/2 in. wide hook-and-loop type straps are reusable, easy to install and will not damage high-performance cabling. Sold in 20 count rolls that are neat, convenient and quick to use. Cranberry color

Anixter No.	Vendor No.	Description
313952	70700143	8 in. L x 0.5 in. W, grip range: 0.75 in. to 1.75 in. diameter
313955	70700144	12 in. L x 0.5 in. W, grip range: 0.75 in. to 3 in. diameter

### Feed-through Cable Management Panels

ORTRONICS



Ortronics Feed-through Cable Management Panels provide organized management of patch cables horizontally, vertically and from front to back on 19 in. EIA distribution racks. Color is black.

Note: Includes #12 to 24 mounting hardware.

Anixter No.	Vendor No.	Description
170260	60400129	Five horizontal distribution rings 1.7 in. H x 3.5 in. D, 1U
170263	808044916	Five horizontal distribution rings 3 in. H x 2 in. D, 2U
170264	808044915	Four horizontal distribution rings 2 in. H x 4 in. D, 24 routing clips, 2U
236828	60400426	Five horizontal distribution rings 3 in. H x 4 in. D, four 2.75 in. x 2.75 in. cutouts, 2U

### Homaco Patch Cord Organizers

ORTRONICS



Patch cord organizers create horizontal and vertical pathways for frontside cable management. Designed for use with modular jack panels, the organizers simplify the tracing, identifying and rerouting of patch cords. To handle both frontside and backside management in the same rack space for Gigabit Ethernet installations, use Homaco's combination organizers.

#### FCM

Anixter No.	Vendor No.	Description
103815	FCM-19-1	Vertical ring 3.75 in. x 1.75 in., 1U
096965	FCM-19-2	Horizontal ring: 1.75 in. x 1.75 in., vertical ring 3.75 in. x 1.75 in., 2U

#### FCM SR

Anixter No.	Vendor No.	Description
246643	FCM-19-1SR	Horizontal ring: 1 in. x 1.75 in., vertical ring 1.75 in. x 1.75 in., 1U
262173	FCM-19-2SR	Horizontal ring: 1.75 in. x 1.75 in., vertical ring 1.75 in. x 1.75 in., 2U

#### FCM SRC

Anixter No.	Vendor No.	Description
221082	FCM-19-1SRC	Horizontal ring: 1.0 in. H x 1.75 in. D, 1U
240618	FCM-19-2SRC	Horizontal ring: 1.75 in. x 1.75 in., 2U

#### FCM L

Anixter No.	Vendor No.	Description
129707	FCM-19-2L	Horizontal ring: 3.75 in. x 1.75 in., vertical ring 3.75 in. x 1.75 in., 2U

## Homaco Interbay Organizers

ORTRONICS



Ideal for bulk-routing patch cords between bays and within bays to eliminate congestion, interbay organizers are larger in capacity than patch cord organizers. Express routes make it easier to trace circuits during future maintenance. Part No. 221992 features feed-through holes.

Anixter No.	Vendor No.	Inside Ring Dimensions (in.)	Rack Spaces (1.75 in.)
183132	FCM-19-1XL	1.5 in. H x 3.5 in. D	1U
129319	FCM-19-2XL	3.0 in. H x 3.5 in. D	2U
221992	FCM-19-2XLH	3.0 in. H x 3.5 in. D	2U
197683	FCM-19-4XL	6.5 in. H x 3.5 in. D	4U

## Air Guard Brush Cable Grommets

ORTRONICS



Brush cable grommets help to prevent air loss in plenum-cooled floors when access holes are required for cable routing through the floor, set of two, black.

Anixter No.	Vendor No.	Description
400371	BCGSM6X7	Surface-mount two-piece assembly designed to retrofit around existing cables without the need to disconnect cables. Covers any shape or size up to 10 in. x 10 in.
400372	BCGFM3X9	Flush-mount two-piece assembly designed for new installations in data centers to maximize energy efficiency. Designed with a removable back brush that allows for great versatility when floor tiles need to be removed
400395	BCGFMC3X9	Cover fits over the flush-mount brush cable grommet to provide a solid surface for increased durability and safety when cables are not going through the floor
425983	BCGFME5X7	Flush-mount Extreme is a heavy-duty unit with a two-stage integrated sealing system, EPDM gasket material (UL94HF-1 rated) and standard Air Guard brush technology, to provide the most effective seal. Safety cover is included

## Racks, Cabinets and Cable Management

# PANDUIT

### NET-SERV Standard Density Cabinets

PANDUIT



NET-SERV Cabinets are designed to provide the best combination of space utilization and thermal management for server applications. NET-SERV Cabinets are designed to complement the NET-ACCESS Cabinets and provide a complete, optimized physical infrastructure solution for all switch and server architectures.

#### SPECIFICATIONS

- 1,200 mm (48 in.) depth
- Two sets, cage nut, infinitely adjustable equipment mounting rails, (50 #12-24 cage nuts and screws included)
- Printed rack space identification on front and back of rails, default is numbers up, may be field adjusted to numbers down
- Equipment mounting depth up to 42 in. (1,067 mm)
- Doors include keyed swing handles
- Side panels include keyed locks
- POU mounting brackets included to mount two POU's
- Vertical blanking panels installed
- Easily adjustable leveling legs installed
- Ganging brackets included
- Anti-tip brackets included
- Available in four configuration options: Basic, Standard Density, High Density, and Vertical Patching
- Durable black polyester epoxy powder coat finish
- All welded frame construction
- 2,500 lb. (1,134 kg) load rating
- Removable top cap included
- Cabinet ships assembled, one per pallet
- Optional casters available
- Optional vertical exhaust duct for maximum energy efficiency

Anixter No.	Vendor No.	Description
425270	S722C122F	42RU x 700 mm W cabinet with full perforated front door, split perforated rear door and solid side panels
425271	S752C122F	45RU x 700 mm W cabinet with full perforated front door, split perforated rear door and solid side panels
425272	S622C122F	42RU x 600 mm W cabinet with full perforated front door, split perforated rear door and solid side panels
425273	S652C122F	45RU x 600 mm W cabinet with full perforated front door, split perforated rear door and solid side panels

For cage nut rails use CN\*CN, i.e. CN1CN

### NET-ACCESS Switch and Server Cabinets

PANDUIT



NET-ACCESS Switch and Server Cabinets combine superior cable management, inset structural frame and door perforation patterns to ensure proper heat dissipation for improved network performance and availability.

#### SPECIFICATIONS

- 84.0 in. H x 31.5 in. W x 41.1 in. D (2,134 mm x 800 mm x 1,044 mm) - 45RU
- All welded frame construction
- Adjustable equipment mounting rails
- Equipment mounting depths up to 25.9 in. (658 mm) for CN series; 29 in. (737 mm) for CS series
- Doors include keyed swing handles
- Side panels include keyed push button latches
- Cabinet supplied with cable management; for additional cable management finger sections, specify part number CNBRFK
- Cable capacity of each RU is 48 Category 6 cables
- Durable black polyester epoxy powder coat finish
- UL Listed 2,500 lb. (1,134 kg) load rating
- Cabinet ships assembled, one per pallet

#### SWITCH CABINET

NET-ACCESS Switch Cabinets are designed to optimize thermal performance of network switches while ensuring industry recommended six-inch clearance between equipment and cabinet walls. Cabinet features optional ducting for higher heat densities.

Anixter No.	Vendor No.	Description
332419	CN1	Cabinet frame with top panel, dual-hinge perforated front door, split perforated rear door and solid side panels
332420	CN2	Cabinet frame with top panel, dual-hinge perforated front door and split perforated rear door
328954	CN3	Cabinet frame only, with top panel
399224	CN4	Cabinet frame with top panel, split perforated front and rear doors, solid side panels

## SERVER CABINET

NET-ACCESS Server Cabinets provide scalable thermal management for low- to high-heat density applications. Air blocking features ensure cold air is directed to servers, as a result, cabinet temperatures can be decreased.

Anixter No.	Vendor No.	Description
363211	CS1	Cabinet with single hinge perforated front door. Split perforated rear door. Solid side panels. Two sets of cage nut equipment mounting rails. One set of POU mounting brackets
363213	CS2	Cabinet with single hinge perforated front door. Split perforated rear door. Two sets of cage nut equipment mounting rails. One set of POU mounting brackets
358097	CS3	Cabinet with top panel. Two sets of cage nut equipment mounting rails. One set of POU mounting brackets

For cage nut rails use CN\*CN i.e. CN1CN

## 4-post Cable Management Rack System and Accessories

## PANDUIT



The 4-post Rack combines the stability of a cabinet with the accessibility of an open rack to provide maximum flexibility of network layout, design and installation. Front and back mounting rails move independently of structural members allowing adjustment after the rack is installed. Rear rail construction provides a clear ventilation path for side ventilated switches. Rack unit identification allows for quick location of rack-mounted equipment. A fully bonded structure with a single point ground contact simplifies proper grounding technique. PATCHRUNNER and NETRUNNER Vertical Cable Managers mount directly to the four-post rack at any of the four posts to provide a flexible end-to-end cable management solution. The 4-post Rack has a weight rating of 2,200 lb. and depths to accommodate the latest Cisco Nexus switch products.

## 7 FT. RACK

Anixter No.	Vendor No.	Description
417429	R4P	#12-24 threaded equipment mounting rails; 84.0 in. H x 23.3 in. W x 30.2 in. D, 45RU
415184	R4PCN	Cage nut style equipment mounting rails; 84.0 in. H x 23.3 in. W x 30.2 in. D, 45RU
363197	R4P23	#12-24 threaded equipment mounting rails; 84.0 in. H x 23.3 in. W x 23.2 in. D, 45RU
363206	R4P23CN	Cage nut style equipment mounting rails; 84.0 in. H x 23.3 in. W x 23.2 in. D, 45RU

## 8 FT. RACK

Anixter No.	Vendor No.	Description
355276	R4P96	#12-24 threaded equipment mounting rails; 96.1 in. H x 23.3 in. W x 30.2 in. D, 52RU
355277	R4P96CN	Cage nut style equipment mounting rails; 96.1 in. H x 23.3 in. W x 30.2 in. D, 52RU
400014	R4P2396	#12-24 threaded equipment mounting rails; 96.0 in. H x 23.3 in. W x 23.2 in. D, 52RU
400016	R4P23CN96	Cage nut style equipment mounting rails; 96.0 in. H x 23.3 in. W x 23.2 in. D, 52RU

## RACK ACCESSORIES

Anixter No.	Vendor No.	Description
348934	CNCSTR	Casters (set of four)
334315	CNSPE	End channel slack spool
358160	CVPDUB	Vertical POU mounting brackets
365914	CVPPB	Vertical-mount bracket for 1RU 19 in. patch panels to the side of the cabinet posts
327871	CMR4PWF	Top trough 23.25 in. W x 7.0 in. D x 2.0 in. H
337714	CNWS1224-C	100 #12 to 24 cage nut and screws
400045	R4PRT	#12-24 threaded equipment mounting rails; 7 ft. (sold in pairs)
400046	R4PRT96	#12-24 threaded equipment mounting rails; 8 ft. (sold in pairs)
400064	R4PRCN	Cage nut style equipment mounting rails; 7 ft. (sold in pairs)
400066	R4PRCN96	Cage nut style equipment mounting rails; 8 ft. (sold in pairs)
400067	R4PFP	Vertical filler back panel; for 7 ft. racks
400178	R4PFP96	Vertical filler back panel; for 8 ft. racks
400179	REP	End panel
400180	RSHLF	Four-post shelf, 250 lb. load rating, 19 in. W x 30 in. D
400182	RSHLF23	Four-post shelf, 250 lb. load rating, 19 in. W x 23 in. D
400181	RSHLF36	Four-post shelf, 250 lb. load rating, 19 in. W x 36 in. D
288980	NF4PSHLF19	Four-post shelf, 250 lb. load rating, 19 in. W x 32 in. D
331612	NF4PSHLF19X23	Four-post shelf, 250 lb. load rating, 19 in. W x 23 in. D

## Racks, Cabinets and Cable Management

# PANDUIT

### Standard 19 in. Rack

PANDUIT



#### FEATURES

- Sturdy aluminum construction
- #12-24 Universal EIA mounting hole spacing
- Smooth, black finish
- Individually printed rack space numbering
- Paint piercing washers included to electrically bond the rack for simplified grounding
- Assembly required

Anixter No.	Vendor No.	Description
351979	CMR19X96	EIA rack, aluminum, 96.1 in. H x 20.3 in. W x 3.0 in. D - 52RU
188864	CMR19X84	EIA rack, aluminum, 84.0 in. H x 20.3 in. W x 3.0 in. D - 45RU
174601	CMR19X47	EIA rack, aluminum, 48.0 in. H x 20.3 in. W x 3.0 in. D - 24RU
341708	CMR19X84NU	EIA rack, aluminum, numbered up, 84.0 in. H x 20.3 in. W x 3.0 in. D - 45RU
418843	R2P6S	EIA rack, steel, 6 in. channel, 84.0 in. H x 20.3 in. W x 6 in. D - 45RU
255086	S1224-C	#12-24 x 0.5 in. screws, pack of 100

### PANDUIT Rack Filler Panels

PANDUIT



Reserves rack space for future use. Directs airflow in cabinet applications. Mounts to standard EIA 19 in. racks or cabinets. Includes mounting screws.

Anixter No.	Vendor No.	Description
174598	DPFP1	1 rack space filler panel
174595	DPFP2	2 rack space filler panel
255069	DPFP4	4 rack space filler panel
242683	DPFP8	8 rack space filler panel

### Hinged Wall Brackets

PANDUIT



Mounts to wall or standard EIA 19 in. rack. Includes cable tie slots. Has standard 19 in. EIA hole spacing. Panel rotates from one side for easy access to cabling. Includes write-on labeling area and accepts 19 in. patch panels, horizontal cable managers and equipment.

#### 6 IN. DEEP WALL BRACKETS

Anixter No.	Vendor No.	Description
175674	WBH1	1 rack space, load rating 10 lb.
169712	WBH2	2 rack space, load rating 20 lb.
172208	WBH3	3 rack space, load rating 30 lb.
172209	WBH4	4 rack space, load rating 40 lb.

#### 15 IN. DEEP WALL BRACKETS

Anixter No.	Vendor No.	Description
250762	WBH2E	2 rack units, load rating 20 lb.
250763	WBH4E	4 rack units, load rating 40 lb.
250764	WBH6E	6 rack units, load rating 60 lb.

### Rack-mount Shelves

PANDUIT



#### SINGLE-SIDED SHELVES FOR 19 IN. STANDARD RACK

Anixter No.	Vendor No.	Description
263434	SRM19FM1	Front-mount shelf, steel, 19.0 in. W x 15.2 in. D x 1.7 in. H. Load rating 30 lb.
264129	SRM19FM2	Front-mount shelf, steel, 19.0 in. W x 15.2 in. D x 3.5 in. H. Load rating 50 lb.

## DOUBLE-SIDED SHELVES FOR 19 IN. STANDARD RACK

Includes two-piece shelf that mounts to front and back of EIA racks.

Anixter No.	Vendor No.	Description
330452	SRM19CMV3	19 in. cantilevered shelf, vented aluminum. Dimensions: 5.2 in. H x 19.2 in. W x 12.5 in. D (133 mm x 489 mm x 316 mm). Load rating 200 lb.
287403	SRM19CM3	19 in. cantilevered shelf, aluminum. Dimensions: 5.2 in. H x 19.0 in. W x 12.5 in. D (132.1 mm x 482.6 mm x 317.5 mm). Load rating 200 lb.

## ADJUSTABLE SHELVES FOR 19 IN. STANDARD RACK

Mounts to front and back of EIA racks.

Anixter No.	Vendor No.	Description
342489	SRM19X18A1	19 in. adjustable mount shelf, steel, 19.0 in. W x 18.0 in. D x 1.8 in. H. Load rating 250 lb.
342426	SRM19X25A1	19 in. adjustable mount shelf, steel, 19.0 in. W x 25.0 in. D x 1.8 in. H. Load rating 250 lb.

## PATCHRUNNER Vertical Cable Managers

## PANDUIT

The PATCHRUNNER Vertical Cable Managers can be mounted to the sides of standard EIA 19 in. racks or between two adjacent racks. These versatile components can be used for multimedia applications including UTP, STP, coax and fiber optic cables. It is excellent for use in copper applications with networking equipment. The unique design helps maintain proper cable bend radius.

## 7 FOOT



Molded design provides superior bend radius protection and higher capacity.

Anixter No.	Vendor No.	Description
356189	PRV15	Front and rear, 15 in. W x 83.9 in. H, 45RU
355235	PRVF15	Front only, 15 in. W x 83.9 in. H, 45RU
278847	PRV12	Front and rear, 12 in. W x 83.9 in. H, 45RU
278850	PRVF12	Front only, 12 in. W x 83.9 in. H, 45RU
341220	PRV10	Front and rear, 10 in. W x 83.9 in. H, 45RU
351859	PRVF10	Front only, 10 in. W x 83.9 in. H, 45RU
278848	PRV8	Front and rear, 8 in. W x 83.9 in. H, 45RU
278851	PRVF8	Front only, 8 in. W x 83.9 in. H, 45RU
278849	PRV6	Front and rear, 6 in. W x 83.9 in. H, 45RU
288370	PRVF6	Front only, 6 in. W x 83.9 in. H, 45RU
356190	PRD15	Dual hinged door 15.0 in. W
278853	PRD12	Dual hinged door, 12.0 in. W
341222	PRD10	Dual hinged door, 10 in. W

Anixter No.	Vendor No.	Description
278854	PRD8	Dual hinged door, 8 in. W
286202	PRD6	Dual hinged door, 6 in. W
323176	PRSHD12	Single hinged door 12 in. W
323175	PRSHD8	Single hinged door 8 in. W
327785	PRSHD6	Single hinged door 6 in. W

## 8 FOOT

Anixter No.	Vendor No.	Description
355268	PRV1596	Front and rear, 15 in. W x 95.5 in. H, 45RU
355265	PRVF1596	Front only, 15 in. W x 95.5 in. H, 45RU
355267	PRV1296	Front and rear, 12 in. W x 95.5 in. H, 45RU
355234	PRVF1296	Front only, 12 in. W x 95.5 in. H, 45RU
355266	PRV1096	Front and rear, 10 in. W x 95.5 in. H, 45RU
355233	PRVF1096	Front only, 10 in. W x 95.5 in. H, 45RU
355242	PRV896	Front and rear, 8 in. W x 95.5 in. H, 45RU
355232	PRVF896	Front only, 8 in. W x 95.5 in. H, 45RU
355241	PRV696	Front and rear, 6 in. W x 95.5 in. H, 45RU
355231	PRVF696	Front only, 6 in. W x 95.5 in. H, 45RU
355274	PRD1596	Dual hinged door, 15.0 in. W x 96 in. H
355273	PRD1296	Dual hinged door, 12.0 in. W x 96 in. H
355272	PRD1096	Dual hinged door, 10.0 in. W x 96 in. H
355271	PRD896	Dual hinged door, 8 in. W x 96 in. H
355269	PRD696	Dual hinged door, 6 in. W x 96 in. H

## PATCHRUNNER ACCESSORIES

Anixter No.	Vendor No.	Description
301018	PRSP7	Plastic slack spool 7 in. D x 1.3 in. dia.
301019	PRSP5	Plastic slack spool, 5 in. D x 1.3 in. dia.
287392	PREP	End panel 14.4 in. W x .70 in. D 82.5 in. H
355275	PREP96	End panel 14.5 in. W x .70 in. D x 94.1 in. H
322207	CRTW	Rack top trough with waterfall creates pathway above rack, for use with CMR19X84, PRV6, PRV8, PRV10, PRV12 and PRV15

## Racks, Cabinets and Cable Management

# PANDUIT

### PATCHRUNNER High Capacity Vertical Cable Managers

PANDUIT



PATCHRUNNER High Capacity Vertical Cable Managers provide a solution that organizes, manages, protects and showcases cabling for the latest high-performance enterprise switching equipment. The wide and deep features of this vertical manager are ideal for Category 6A cabling or other high-performance cabling.

#### FEATURES

- High-density minimizes area required for network layout freeing up valuable floor space
- Allows mounting of many standard EIA 19 in. accessories, such as patch panels, vertically in the manager
- Ventilated side walls provide maximum airflow for equipment cooling
- Snap-on finger sections can be removed to improve airflow and break away fingers allow routing of large cable bundles
- Large finger spacing accommodates up to 48 Cat 6A cables
- Optional sure close dual hinged metal doors provide easy access to vertical pathway and provides visual and audible feedback on closure

Anixter No.	Vendor No.	Description
417915	PEV12	Front and rear, 83.5 in. H x 12 in. W x 28.1 in. D, 45RU
417918	PEVF12	Front only, 83.5 in. H x 12 in. W x 15.9 in. D, 45RU
425530	PEV10	Front and rear, 83.5 in. H x 10 in. W x 28.1 in. D, 45RU
425534	PEVF10	Front only, 83.5 in. H x 10 in. W x 15.9 in. D, 45RU
425531	PEV8	Front and rear, 83.5 in. H x 8 in. W x 28.1 in. D, 45RU
418816	PEVF8	Front only, 83.5 in. H x 8 in. W x 15.9 in. D, 45RU
425532	PEV6	Front and rear, 83.5 in. H x 6 in. W x 28.1 in. D, 45RU
418815	PEVF6	Front only, 83.5 in. H x 6 in. W x 15.9 in. D, 45RU
425538	PED12	Dual-hinged metal door, 12.1 in. W
425541	PED10	Dual-hinged metal door, 10.1 in. W
425542	PED8	Dual-hinged metal door, 8.1 in. W
425543	PED6	Dual-hinged metal door, 6.1 in. W

### NETRUNNER Vertical Cable Managers

PANDUIT



#### FEATURES


- Large finger openings accommodate up to 24 Category 6 cables
- Integral cable retainers on the end of each finger to help contain cables within each rack unit
- Bend radius fingers align with rack spaces to support cables as they transition to the vertical pathway
- Dual hinged covers can be opened 110° to the left or right to provide complete access to the cables inside the vertical pathway
- Snap-on cable retainers can be placed on to fingers to help retain cables in channel during installation and maintenance
- Vertical managers include hinged covers, cable retainers, mounting brackets and #12-24 screws

Anixter No.	Vendor No.	Description
310337	WMPV22E	Front and rear, 4.9 in. W x 40.25 in. H, 22RU
310338	WMPVF22E	Front only, 4.9 in. W x 40.25 in. H, 22RU
310334	WMPV45E	Front and rear, 4.9 in. W x 80.4 in. H, 45RU
310336	WMPVF45E	Front only, 4.9 in. W x 80.4 in. H, 45RU
310346	WMPVHC45E	Front and rear, 5.7 in. W x 80.4 in. H, 45RU
310347	WMPVHCF45E	Front only, 5.7 in. W x 80.4 in. H, 45RU
310344	WMPVCBE	Center-mount kit
314583	WMPVSMK	Side-mount kit
331634	WMPV45EP	End panel 12 in. W x 0.70 in. D x 82.5 in. H



## NETRUNNER High-capacity Vertical Cable Managers

PANDUIT



## FEATURES

- Large finger openings accommodate up to 24 Category 6A cables
- Integral cable retainers on the end of each finger help contain cables within each rack unit
- Bend radius fingers align with rack spaces to support cables as they transition to the vertical pathway
- Push button dual-hinged doors ordered separately can be opened to the left or right to provide complete access to the cables inside the vertical pathway
- Snap-on cable retainers can be placed onto fingers to help retain cables in channel during installation and maintenance
- Vertical managers include cable retainers, mounting brackets and #12-24 screws
- Zero RU mounting capability expands the functionality of the vertical manager

Anixter No.	Vendor No.	Description
425556	NRV12	Front and rear, 80.4 in. H x 12 in. W x 13.8 in. D
425555	NRVF12	Front only, 80.4 in. H x 12 in. W x 7.48 in. D
399453	NRV10	Front and rear, 80.4 in. H x 10 in. W x 13.8 in. D
425553	NRVF10	Front only, 80.4 in. H x 10 in. W x 7.48 in. D
399454	NRV6	Front and rear, 80.4 in. H x 6.7 in. W x 13.8 in. D
414574	NRVF6	Front only, 80.4 in. H x 6.7 in. W x 7.48 in. D
425557	NRD12	Dual-hinged metal door, 12.7 in. W x 82.8 in. H
399859	NRD10	Dual-hinged metal door, 10.7 in. W x 82.8 in. H
399860	NRD6	Dual-hinged metal door, 7.4 in. W x 82.8 in. H
425558	NREP	End panel, includes two panel sections to cover 45RU on one side
314583	WMPVSMK	Side-mount kit
393564	WMPV45ERTW	Rack top trough with waterfall, creates pathway above rack
393244	WR5E-X	Snap-on finger cable retainers
301019	PRSP5	Plastic slack spool, 5 in. D x 1.3 in. dia.


## Horizontal Cable Management System

PANDUIT



The Horizontal Cable Management System provides a neat and efficient means for routing and protecting cables on telecommunications racks. When mounted to standard EIA 19 in. racks, these versatile components can be used for multimedia applications including UTP, STP, coax or fiber optic cables. The unique designs help maintain proper cable bend radius.

## NETMANAGER HIGH-CAPACITY HORIZONTAL CABLE MANAGERS



19 in. high-capacity manager, front and rear/front only

Anixter No.	Vendor No.	Description
351953	NM1	1.7 in. x 13.1 in. front and rear - 1U
351954	NM2	3.5 in. x 13.1 in. front and rear - 2U
351955	NM3	5.2 in. x 13.1 in. front and rear - 3U
351956	NM4	7.0 in. x 13.1 in. front and rear - 4U
351957	NMF1	1.7 in. x 6.2 in. front only - 1U
348020	NMF2	3.5 in. x 6.2 in. front only - 2U
351959	NMF3	5.2 in. x 6.2 in. front only - 3U
351960	NMF4	5.2 in. x 6.2 in. front only - 3U

Continued on next page >>

## Racks, Cabinets and Cable Management

# PANDUIT

### (continued) Horizontal Cable Management System

#### PATCHLINK HORIZONTAL CABLE MANAGERS



Mounts to 19 in. rack or cabinet. Includes mounting screws and covers.

Anixter No.	Vendor No.	Description
265696	WMPSE	1.7 in. H x 19.0 in. W x 8.9 in. D (44 mm x 483 mm x 226 mm) - 1U
265138	WMP1E	3.5 in. H x 19.0 in. W x 8.9 in. D (89 mm x 483 mm x 226 mm) - 2U black
265136	WMPH2E	3.5 in. H x 20.2 in. W x 8.9 in. D (89 mm x 513 mm x 226 mm) - 2U
265697	WMPFSE	1.7 in. H x 19.0 in. W x 3.7 in. D (44 mm x 483 mm x 94 mm) - 1U
265139	WMPF1E	3.5 in. H x 19.0 in. W x 3.7 in. D (89 mm x 483 mm x 94 mm) - 2U
265137	WMPHF2E	3.5 in. H x 20.2 in. W x 3.7 in. D (89 mm x 573 mm x 94 mm) - 2U

#### OPEN ACCESS HORIZONTAL CABLE MANAGERS - 1U

Constructed of a steel panel with PVC D-Rings attached. Mounts to 19 in. rack or cabinet. Includes mounting screws. There is an optional snap-on cover.

Anixter No.	Vendor No.	Description
221614	CMPH1	1.7 in. H x 19.0 in. W x 8.6 in. D
221616	CMPHF1	1.7 in. H x 19.0 in. W x 3.4 in. D
221617	CMPHF1	1.7 in. H x 19.0 in. W x 5.7 in. D
287197	CMPH1C	Snap-on cover for 1RU D-Ring panels, width 19.4 in.

#### HORIZONTAL D-RING PANELS - 2U




Constructed of a steel panel with PVC D-Rings attached. Mounts to 19 in. rack or cabinet. Includes mounting screws. There is an optional snap-on cover.

Anixter No.	Vendor No.	Description
204326	CMPH2	3.5 in. H x 19.0 in. W x 8.6 in. D
204328	CMPHF2	3.5 in. H x 19.0 in. W x 3.4 in. D
204329	CMPHF2	3.5 in. H x 19.0 in. W x 5.7 in. D
235910	CMPH2C	Snap-on cover for 2RU D-Ring panels, width 19.4 in.

### High-capacity Horizontal Cable Managers

#### PANDUIT



Manage cables on switches with vertical cards, curved cable management fingers support cables as they transition to the vertical pathway, can be used to create cable pathways for routing cable. Steel hinged cover provides easy access to pathway, pass-through holes on top and back of manager, mounts to 19 in. EIA racks and cabinets, mounting hardware included.

Anixter No.	Vendor No.	Description
250754	NCMHAEF4	Cable manager for vertical blade switches, 4U
262393	NCMHAEF2	Cable manager for vertical blade switches, 2U

### Cable Routing Troughs

#### PANDUIT



Provide pathways to route cables in a rack line-up.

Anixter No.	Vendor No.	Description
222857	CMLT19	Lower trough with 1.3 in. bend radius mounts to the bottom of a rack 19.0 in. W x 4.5 in. D x 8.0 in. H - 4RU
222859	CMUT19	Upper trough with 1.3 in. bend radius mounts to the top of a rack 19.0 in. W x 4.5 in. D x 3.5 in. H - 2RU
330458	CMT4	Cable routing trough 19 in. W x 4.5 in. D x 6.9 in. H - 4RU

## Rack-mount Cable Management Accessories

PANDUIT



Bend radius control fingers support cables as they transition to the vertical pathway. Finger spacing aligns with rack units. Attaches to patch panels or equipment mounting screws. Lightweight plastic construction provides durability and easy installation.

Anixter No.	Vendor No.	Description
314585	CMBRC1	Bend radius control clip, kit of two, 0.8 in. W x 3.0 in. D x 1.7 in. H
314584	CMBRC1E	Bend radius control clip, kit of two, 1.0 in. W x 5.1 in. D x 1.7 in. H
250766	CMBRC5E	Bend radius control fingers, 1.0 in. W x 5.1 in. D x 8.7 in. H
250765	CMBRC5	Bend radius control fingers, 1.0 in. W x 3.3 in. D x 8.75 in. H

## Strain Relief Bars for Patch Panels

PANDUIT

The cable strain relief bar is ideal for high-density patch panels to support excess cables. It extends 2 in. off the back of the rack to support cables in punch-down or modular applications. Mounts to standards TIA/EIA 19 in. rack.

Anixter No.	Vendor No.	Description
289426	SRBM19BLY	Cable strain relief bar manager; attaches to rack to support cables in punch-down or modular applications
246045	SRB19BLY	Cable strain relief bar supports cables in punch-down or modular patch panel applications
304821	SRBS19BL-XY	Cable strain relief bar supports cables in punch-down or modular applications
336890	SRBKRKT	Quick release brackets for strain relief bars; converts conventional screw mounting of strain relief bar to quick release mounting/removal

## IN-CABINET Cable Management System

PANDUIT

The PANDUIT IN-CABINET system is designed to properly manage and organize patch cords and distribution cables within the majority of cabinet designs. Applications include UTP, STP, coax and fiber optic cables. This system can be used with all PAN-NET products and with a variety of PANDUIT wiring accessories.

## SIDE-MOUNTED VERTICAL PANELS - FINGER DUCT

Available for cabinets 27 in. or wider. Duct fingers have score lines for easy removal. Snap-on covers included.

Anixter No.	Vendor No.	Description
221606	CWMPV3440	71.9 in. H x 3.5 in. W x 4.3 in. D
221608	CWMPV2440	71.9 in. H x 2.5 in. W x 4.3 in. D

## FRONT-MOUNTED VERTICAL PANELS - FINGER DUCT

Available for cabinets 27 in. or wider. Finger ducts have score lines for easy removal.

Anixter No.	Vendor No.	Description
221612	CWMPV2340	70 in. H x 3.7 in. W x 3.3 in. D
221610	CWMPV3340	70 in. H x 4.7 in. W x 3.3 in. D

## Cable Management Brackets

PANDUIT



Anixter No.	Vendor No.	Description
218409	CMVDR1	1 in. wide vertical cable management bracket

Racks, Cabinets and Cable Management

Rittal

TS8 Network Cabinets

RITTAL CORP



Network cabinet with fully perforated split rear doors and a tinted polycarbonate front door with perimeter perforations, 19 in. server angles front and rear, comfort handle with push-button lock insert, vented roof with four round holes for cable entry. Leveling feet included, but shipped uninstalled. Versions available in gray and black. Sidewalls sold separately.

24U CABINETS

Anixter No.	Vendor No.	Description
314176	9969858	48 in. x 24 in. x 32 in., light gray
314177	9969859	48 in. x 24 in. x 32 in., black
314178	9969860	48 in. x 32 in. x 32 in., light gray
314179	9969861	48 in. x 32 in. x 32 in., black

42U CABINETS

Anixter No.	Vendor No.	Description
314180	9969862	80 in. x 24 in. x 32 in., light gray
314181	9969863	80 in. x 24 in. x 32 in., black**
314182	9969864	80 in. x 32 in. x 32 in., light gray
314183	9969865	80 in. x 32 in. x 32 in., black**

\*\*Available in Rittal Xpress 1 Day Program

TS SIDEWALLS FOR NETWORK CABINETS

Anixter No.	Vendor No.	Description
378156	9969949	48 in. x 32 in., black
276381	8175235	48 in. x 32 in., light gray
354246	9969916	80 in. x 32 in., black
276375	8108235	80 in. x 32 in., light gray

TS8 Server Cabinets

RITTAL CORP



Server cabinet with fully perforated front door and split rear doors, 19 in. server angles front and rear, comfort handle with push-button lock insert, vented roof with four round holes for cable entry. Leveling feet included, but shipped uninstalled. Versions available in gray and black. Sidewalls ordered separately.

24U CABINET SERIES

Anixter No.	Vendor No.	Description
314184	9969816	48 in. x 24 in. x 36 in., light gray
314185	9969817	48 in. x 24 in. x 36 in., black
314186	9969830	48 in. x 24 in. x 40 in., light gray
314187	9969831	48 in. x 24 in. x 40 in., black
314188	9969844	48 in. x 24 in. x 42 in., light gray
314189	9969845	48 in. x 24 in. x 42 in., black

42U CABINET SERIES

Anixter No.	Vendor No.	Description
314191	9969819	80 in. x 24 in. x 36 in., black
314193	9969821	80 in. x 28 in. x 36 in., black
314195	9969823	80 in. x 32 in. x 36 in., black
314197	9969833	80 in. x 24 in. x 40 in., black**
314199	9969835	80 in. x 28 in. x 40 in., black**
314201	9969837	80 in. x 32 in. x 40 in., black
314203	9969847	80 in. x 24 in. x 42 in., black**
314205	9969849	80 in. x 28 in. x 42 in., black**
314207	9969851	80 in. x 32 in. x 42 in., black**
378186	9969909	80 in. x 24 in. x 48 in., black
378187	9969911	80 in. x 32 in. x 48 in., black

\*\*Available in Rittal Xpress 1 Day Program

47U CABINET SERIES

Anixter No.	Vendor No.	Description
314209	9969825	88 in. x 24 in. x 36 in., black
314211	9969839	88 in. x 24 in. x 40 in., black**
328267	9969841	88 in. x 28 in. x 40 in., black**
314213	9969853	88 in. x 24 in. x 42 in., black**
328198	9969855	88 in. x 28 in. x 42 in., black**
378188	9969913	88 in. x 24 in. x 48 in., black**
378189	9969915	88 in. x 32 in. x 48 in., black

\*\*Available in Rittal Xpress 1 Day Program

TS SIDEWALLS FOR NETWORKING AND SERVER CABINETS



\*\*Available in Rittal Xpress 1 Day Program

Anixter No.	Vendor No.	Description
328199	9969952	48 in. x 40 in., black
328192	9969953	48 in. x 42 in., light gray
328201	9969954	48 in. x 42 in., black
281131	9968596	80 in. x 40 in., black**
328202	9969351	80 in. x 42 in., black**
378191	9969956	80 in. x 48 in., black
328203	9968594	88 in. x 40 in., black**
328204	9969355	88 in. x 42 in., black**
378190	9969958	88 in. x 48 in., black

\*\*Available in Rittal Xpress 1 Day Program

Also available in light gray (RAL7035). For more information contact your sales representative.

TE7000 Network Cabinets

RITTAL CORP



Networking cabinet with 19 in. depth adjustable frame structures, mounted front and rear between the roof and base, locking safety glass front door and locking solid sheet steel rear door, locking sidewalls, cable entry through the roof or base, leveling feet included, but shipped uninstalled. Available in gray and black.

Anixter No.	Vendor No.	Description
300578	7000440	47.24 in. x 23.62 in. x 31.5 in., gray
314027	7000505	78.74 in. x 23.62 in. x 23.62 in., black
300584	7000510	78.74 in. x 23.62 in. x 31.5 in., gray
300585	7000530	78.74 in. x 31.5 in. x 31.5 in., gray
314028	7000570	86.61 in. x 23.62 in. x 31.5 in., gray

Colocation Cabinets

RITTAL CORP



Rittal's colocation rack enclosures are engineered to meet the intensive physical security demands of today's colocation applications with durable construction, doors with two-point latching, internal hinges, locking handles and secure cable management - all standard features on one-, two-, three- and four-door configurations, and all in a 47U H x 600 mm W x 1,050 mm D footprint.

They are optimized for the steadily growing power and cooling requirements of higher density installations featuring fully perforated doors to allow maximum airflow and secure cable management made to accommodate larger cables and cord sets. They are designed with a premium blend of aesthetically pleasing style and enhanced performance - a combination that delivers more quality and value for the money than competitor offerings and makes them ideal both as showpieces and as highly functional solutions for any colocation environment.

COLOCATION CABINETS

Anixter No.	Vendor No.	Description
398164	9963770	47U x 24 in. W x 42 in. D, two door cabinet with two 21U compartments
398167	9963771	47U x 24 in. W x 42 in. D, three door cabinet with three 14U compartments
398168	9963772	47U x 24 in. W x 42 in. D, four door cabinet with four 10U compartments

ACCESSORIES

Cable security kit provides secure cable pass-through between compartments.

Anixter No.	Vendor No.	Description
400003	9962840	Cable security kit, two door
400004	9962841	Cable security kit, three door
400005	9962842	Cable security kit, four door
400006	9963601	Comfort security handle

## Racks, Cabinets and Cable Management

# Rittal

### Three-part Wall-mounted Cabinets

RITTAL CORP



Each of the wall-mounted network cabinet standard models feature usable panel heights from 10.5 in. to 36.8 in. to ensure protection of sensitive electronic components from the environment and unauthorized access. Order captive nuts (Part No. 156362) and screws (Part No. 156363) separately. Color: light gray with dark gray trim.

#### FEATURES

- Rear housing with removable solid top cover and bottom cable entry with brushes
- Two vertical system bars
- Cable collecting rail
- Center swing frame with lock and one set of 19 in. rails
- Front viewing door with lock
- Two filters
- Adjustable 19 in. rails
- Top and bottom cable entry
- Wall-mount brackets
- Grounding rail
- Can provide NEMA 12 protection with the use of 2235135 solid gland plates

Anixter No.	Vendor No.	Description	Useable Height
266181	7709735	19 in. x 24 in. x 22.5 in.	9U (15.75 in.)
266182	7715735	29 in. x 24 in. x 22.5 in.	15U (26.25 in.)
266183	7721735	40 in. x 24 in. x 22.5 in.	21U (36.75 in.)
378197	7709535	19 in. x 24 in. x 26.5 in.	9U (15.75 in.)
227132	7715035	29 in. x 24 in. x 26.5 in.	15U (26.25 in.)
378198	7721535	40 in. x 24 in. x 26.5 in.	21U (36.75 in.)

### TS Partition Walls for Networking and Server Cabinets

RITTAL CORP



For side partitioning of bayed TS server or networking enclosures. Installs without the need for additional hardware or tools. Includes four 4.41 in. cable pass-through holes and grommet covers.

Anixter No.	Vendor No.	Description
378203	9971041	80 in. x 36 in., black
378204	9971042	80 in. x 40 in., black
378205	9971043	80 in. x 42 in., black
378206	9971044	80 in. x 48 in., black
377299	9971045	88 in. x 36 in., black
378207	9971046	88 in. x 40 in., black
378208	9971047	88 in. x 42 in., black
378209	9971048	88 in. x 48 in., black

### TS Cabinet Accessories

RITTAL CORP



Image shown above is the Button Mount Bracket for dual PDUs.

Anixter No.	Vendor No.	Description
263627	8800490	TS8 Baying Kit: used to join together two or more TS Series cabinets, six bolts per set
266186	9968837	Support Rails: designed to support components from underneath, rated at 200 lb. load
263628	9968751	TS8 Caster Kit: includes hardware, left and right fixed casters and two swivel casters, combined load capacity of 2,500 lb.
378199	9970989	TS8 Bolt Down Kit: for anchoring enclosures to the floor at any position on the base frame, quantity four, black
363520	9971066	Button Mount Brackets: enables the tool-less installation of a single PDU into the TS8 cabinets, quantity two, black
374549	9971067	Button Mount Brackets: enables the tool-less installation of dual PDUs into the TS8 cabinets, quantity two, black

## Wall-mount Cabinet Accessories

RITTAL CORP



Anixter No.	Vendor No.	Description
266923	2508000	Cabinet Wall-mount Bracket: aids in mounting the enclosure to the wall, nickel plates, pack of four
156384	7705035	Cable Entry Panel: for use with Rittal wall-mounted cabinets, brush
277436	2235135	Cable Entry Panel: for use with Rittal wall-mounted cabinets, solid
163615	2250000	Support Chassis: mounts off of the 19 in. rails to support heavy equipment, package of ten

## Installation Hardware

RITTAL CORP



Anixter No.	Vendor No.	Description
156331	9957324	10/32 cage nut
156362	2092200	M6 captive nut
156361	2094200	M6 cage nut grounded
156363	2093200	M6 slotted screw
156360	2089000	M6 Phillips-head screw

## Blank Panels

RITTAL CORP



## TOOL-LESS BLANKING PANELS

These tool-less blanking panels mount to the 19 in. rails to cover open areas.

Anixter No.	Vendor No.	Description
398169	9960676	1.75 in. H, 1U, plastic, black, pack of ten
398170	9970138	3.5 in. H, 3U, plastic, black, pack of five


## DK SERIES BLANK PANELS

This mounts directly to the 19 in. rails to cover the open areas, patch panels or equipment. Pack of two.

Anixter No.	Vendor No.	Description
266299	7151035	1.75 in. high, 1U, RAL7035, light gray
266301	7152035	3.5 in. high, 2U, RAL7035, light gray
266302	7153035	5.25 in. high, 3U, RAL7035, light gray
266303	7156035	10.5 in. high, 6U, RAL7035, light gray

## DK Series Data Racks

RITTAL CORP



The free-standing steel Rittal DK Series Data Rack offers custom-made solutions for network equipment. More than just a relay rack, it can be used as a standalone unit, be bolted to the floor or mounted on sturdy wheels. An additional frame can be added for additional packaging density. Features include a fully welded, sturdy frame and superior cable management. Assembles in just minutes using four nuts and bolts. The standard rack includes 19 in. vertical frame and base with integrated feet. Captive Nuts (Part No. 156362) and screws (Part No. 156363) must be ordered separately. Additional 19 in. frames are also available.

## DK SERIES DATA RACK

Color: light gray frame, teal feet and top cover

Anixter No.	Vendor No.	Nominal Dimensions (H x W x D)	Useable Height
193126	7391000	59 in. x 22 in. x 30 in.	31U (54.3 in.)
193127	7396000	68 in. x 22 in. x 30 in.	36U (63.0 in.)
193128	7400000	75 in. x 22 in. x 30 in.	40U (70.0 in.)
193129	7445000	84 in. x 22 in. x 30 in.	45U (78.8 in.)

Continued on next page >>

# Racks, Cabinets and Cable Management

## Rittal

### (continued) DK Series Data Racks

#### ADDITIONAL 19 IN. MOUNTING FRAMES

Color: light gray frame, teal feet and top cover

Anixter No.	Vendor No.	Nominal Dimensions (H x W x D)	Useable Height
193130	7296000	57 in. x 22 in. x 1 in.	31U (54.3 in.)
193131	7297000	66 in. x 22 in. x 1 in.	36U (63.0 in.)
193132	7298000	73 in. x 22 in. x 1 in.	40U (70.0 in.)
193133	7299000	82 in. x 22 in. x 1 in.	45U (78.8 in.)

#### CASTERS

Anixter No.	Vendor No.	Description
156377	7495000	Castors (pack of four)

#### SHELVES

Mounts directly to the two vertical frames. Designed to fit between 19 in. DK rails. Now in light gray (RAL7035).

Anixter No.	Vendor No.	Description
197761	7144035	16 in. W x 16 in. D, light gray
197762	7145035	16 in. W x 20 in. D, vented, light gray

### Rack and Cabinet Shelves

RITTAL CORP

#### TOOL-LESS SHELVES



These 19 in. rack-mount shelves are designed for your ease; the tool-less advantage allows quick and simple assembly.

Anixter No.	Vendor No.	Description
263614	9968421	Fixed, light gray
260102	9968422	Fixed, black
266468	9968556	Fixed, light gray, heavy duty
266469	9968557	Fixed, black, heavy duty
266470	9968586	Telescopic, light gray, heavy duty
266471	9968587	Telescopic, black, heavy duty


#### UNIVERSAL SHELVES



This is a 2U 19 in. rack-mount shelf. Depth: 12 in. Now offered in light gray (RAL7035).

Anixter No.	Vendor No.	Description
222881	7148035	2U rack-mount shelf
156390	7051000	Telescopic slides for component shelves

#### RACK-MOUNT SHELVES



This is a 2U, 19 in., static rack-mount shelf. Offered in light gray (RAL7035). Maximum load capacity 55 lb.

Anixter No.	Vendor No.	Description
266178	7119250	19 in. x 2U x 10 in.
218873	7119400	19 in. x 2U x 16 in.
400012	9963499	Heavy-duty support rails, 1U, extend from 22.07 in. to 30 in., two per pack

### Cable Rings

RITTAL CORP



Anixter No.	Vendor No.	Description
378810	9961780	Quarter turn D-Ring, 3.5 in. x 5.0 in., 10/pack
400013	9961779	Quarter turn D-Ring, 1.8 in. x 3.5 in., 10/pack
156403	7112000	Metal cable ring, 3.2 in. x 1.6 in., 10/pack
266165	7111900	Metal cable ring, 4.7 in. x 3.1 in., 10/pack
156402	7111000	Metal cable ring, 4.7 in. x 2.4 in., 10/pack



## Manage IT Cable Management for TS8 Enclosures

RITTAL CORP

Cable management system to be used with TS8 enclosures. Tool-less single row cable management also available.

## FEATURES

- Bend radius compliant per ANSI/TIA/EIA, round edges prevent performance degradation and damaged cables
- Front and rear cable management capabilities allow separation of distribution cables and patch cords
- Easy assembly reduces installation time
- Modular 9U sections allow for custom configurations
- 1RU cable guides align to cabinets' RU spacing for ease of installation and maintenance
- Cover retainers hinge left or right and can be removed for easy access
- Pass-through ports for front/rear cable routing
- Vertical cable manager kit includes: one base plate, two cable guides, two cable retainers, six M5.5 self-tapping screws, two mounting brackets, two cap plugs (9969595, 9969598 only)
- Horizontal cable manager kit includes: one base plate, two cable guides, one hingeable/removable cover, four mounting screws, four spacers



Anixter No.	Vendor No.	Description
307499	9969.593	Vertical 9U cable manager for use with 23.62 in. wide bayed cabinets or 27.55 in. to 31.5 in. standalone cabinets
314030	9969595	Vertical 9U cable manager for use with 27.55 in. wide bayed cabinets
280191	9969.598	Vertical 9U cable manager for use with 31.5 in. wide bayed cabinets
307500	9969597	Horizontal 2U rack-mount manager kit with cover, two/pk
328212	9969736	Horizontal 1U rack-mount manager kit with cover, two/pk
328205	9969594	Cover for 9969593, four/pk
328206	9969596	Cover for 9969595 and 9969598, four/pk
319158	9969600	Quarter-turn cable collection claw, qty. 10. May be used any place in the cabinet where the 25 mm hole pattern is available
328209	9969599	Quarter-turn hook-and-loop manager, qty. 10. May be used any place in the cabinet where the 25 mm hole pattern is available
331471	9969601	Cable slack spool, qty. 10




Anixter No. Vendor No.  
425306 9963600

Description  
Tool-less 18U single row cable management, two/pk

## TS8 Overhead Cable Management

RITTAL CORP



The TS8 Overhead Cable Management system is designed to easily mount on top of TS8 enclosures, eliminating the need for overhead ladder systems.

## FEATURES

- Tool-less installation
- Integrated 25 mm hole pattern accepts a variety of cable management accessories such as quarter-turn cable collection claws and quarter-turn Velcro managers, allowing for separation of power and data cables in one trough
- Integrated grounding provisions
- Large openings for cable pass-through
- Available in three widths

Anixter No. Vendor No.  
378211 9970254

Description  
Roof-mount cable manager for 24 in. wide TS enclosure, black

378212 9970256

Roof-mount cable manager for 28 in. wide TS enclosure, black

378213 9970258

Roof-mount cable manager for 32 in. wide TS enclosure, black

378214 9970264

Roof-mount cable manager with ladder rack provision for 24 in. wide TS enclosure, black

378215 9970266

Roof-mount cable manager with ladder rack provision for 28 in. wide TS enclosure, black

378216 9970268

Roof-mount cable manager with ladder rack provision for 32 in. wide TS enclosure, black

378217 9970260

End covers, black

378218 9970270

Ladder rack adapter for cross aisle configuration, black

378219 9970271

12 in. W x 10 ft. L ladder rack, black

# Cabinet Locking Systems

## TZ

### TZ Praetorian Locking System

TZ - TELEZGOLOGY INC



The TZ Praetorian system solution is designed to work with existing third-party building access control systems to extend physical security and audit trail capability down to the cabinet enclosure level. A single swipe of the same ID card used for building access provides timed authorization to nominated cabinet doors, together with discrete event monitoring and system access reporting. The system is scalable through simple industry-standard connections between TZ components and the access control system to manage any number of enclosures. Cabinet door access across multiple cabinets can be readily managed through the multi-cabinet trigger box with integrated status indication for quick security status identification.

The system includes three main components: TZ Praetorian Junction, TZ Praetorian Trigger and the TZ SlideHandle intelligent locking device.

TZ Praetorian system components have been tested and certified to meet harmonized global standards per IEC/UL/CSA 60950-1.

#### FEATURES

- Authorized timed access to multiple doors with a single card presentation
- Compatible with standard structured cabling for 100 m length
- Wide range of input voltages
- Fast and easy mounting of locking components
- Visual indication and reporting of secured and unsecured states and true door status
- Manual key over-ride lock release
- Differentiated reporting of electronic or manual key release
- No additional software application is needed
- Flexible mounting options to fit a broad range of cabinet brands and models

Contact you local sales representative for further details and ordering information.

### TZ Praetorian Junction

TZ - TELEZGOLOGY INC



The TZ Praetorian Junction interprets relay output from enterprise access control systems and responds with the status of other system components. The TZ Praetorian Junction provides data communication and power to one or two TZ Praetorian Triggers and either 12 or 24 RJ45 ports that connect to TZ locking devices through structured cabling.

The TZ Praetorian Junction also provides pluggable screw terminal blocks for either 12 or 24 connections to the I/O cards of access control systems. It can also be mounted in a 19 in. 1U rack space, wall, shelf, or anywhere else convenient to the access controller and a structured cable patch panel. Patents pending.

The contents of the box:

- One TZ Junction
- Twelve Wago 4-pin connectors 734-204 (24 for model 7141AF)
- Two 1U rack-mount brackets and hardware
- One IEC power cord
- Five Wago connector operating levers 734-230
- One TZ Praetorian system manual

Note: Rack mounting fasteners not included

#### FEATURES

- Compatible with structured cabling standards for 100 m length
- Screw terminal connections to 12 or 24 relay I/O from access controller
- RJ45 connections for power and data to 12 or 24 TZ locking devices
- RJ45 connections for power and data to one or two TZ Praetorian Triggers
- Wide range of input voltage: 90-250 V AC, 50-60Hz
- Versions available for 12 door or 24 door capacity
- Flexible mounting options for rack, wall, or shelf
- UL(C)/UL and CE certifications

Anixter No.	Vendor No.	Description
394281	112191.02	TZ Junction Box, 12 door capacity (requires one TZ Trigger unit)
394282	112191.01	TZ Junction Box, 24 door capacity (requires two TZ Trigger units)

### TZ Praetorian Trigger

TZ - TELEZGOLOGY INC



The TZ Praetorian Trigger is an indicator and interface device that visually communicates the status of up to 12 doors and allows authorized users to open doors with a single button push. Colored LEDs behind each button indicate the locking state of cabinet or enclosure doors:

- RED means all enclosure doors are closed and secure.
- FLASHING ORANGE indicates access is currently authorized and a button push will open the enclosure. This is the only state where a button push will have any effect.
- GREEN means that the door is open or is not secure.
- FLASHING RED indicates the cabinet door has been accessed by manual key or has been breached

Each button can be labeled to correspond to the enclosure door that it is linked to and can trigger. The TZ Praetorian Trigger receives power and data communications from the TZ Praetorian Junction over standard patch cabling connections. The device can be

mounted onto a cabinet, wall, or electrical junction box in a location convenient for use and for viewing the status of all enclosures in the system. We recommend that it is placed at the end of a row of cabinets or near the entrance of a room in close proximity to the card reader.

The contents of the box:

- One TZ Trigger front assembly
- One TZ Trigger rear plate
- Four TZ Trigger adhesive mount pads

Note: Standard clear plastic windows and labels are not included. Each TZ Trigger will require 13 labels and clear plastic windows. They can be ordered separately in a kit of 50 from part number 242338.

**FEATURES**

- Compatible with structured cabling standards for 100 m length
- Colored LEDs indicate status on all connected doors
- Triggers up to 12 doors
- Single RJ45 connection for all power and data
- Flexible mounting options Compatible with standard labeling
- UL/(C)UL and CE certifications

Anixter No.	Vendor No.	Description
394280	112132.01	TZ Trigger unit, 12 button

**TZ SlideHandle**

TZ - TELEZGOLOGY INC



The TZ SlideHandle is an intelligent locking device that offers a drop-in replacement for manual swing-handle data center cabinet locks. The device integrates a high load Shape Memory Alloy (SMA) actuated locking mechanism, a manual key override, an electronic door status sensor, an RJ45 connector for connection to standard patch cables and a multi-color LED status indicator.

- RED indicates the cabinet door is closed and secure
- ORANGE (flashing) indicates access is authorized and is ready for release by pushing the top of the lock
- GREEN shows the door is open
- FLASHING RED indicates the cabinet door has been accessed by manual key or has been breached

The TZ SlideHandle is powered and controlled via standard UTP Cat 5e/Cat 6 cabling through a TZ Praetorian Junction or TZ Centurion Bridge. The locking device has the ability to control auxiliary sensor devices for temperature, humidity and leak detection.

The contents of the box:

- One SlideHandle
- One accessory kit for mounting
- One mounting instruction sheet

**FEATURES**

- Retrofits existing swing handle latching systems
- Compatible with most cabinet brands
- Simple installation and if required, disassembly
- Housing sits outside the cabinet door and does not encroach into valuable cabinet real estate
- Compatible with currently available single-point and multi-point latching as well as split French doors
- Touch to release facility
- Powered and controlled by TZ Praetorian Junction or TZ Centurion Bridge up to 100 m cable via twisted-pair cabling (Cat 5e/Cat 6)
- Connects into RJ45 based twisted-pair cabling infrastructure with standard patch cables
- RS-485 serial communication allows remote unlocking, opening and status feedback
- Multiple sensors allow reporting on true door status, including manual override mode and forced entry (locked/closed, unlocked/closed, unlocked/open, locked/open)
- Multiple manual key override lock cylinders available for additional security

Please contact your local sales representative with your cabinet make and model type to help determine the appropriate TZ SlideHandle and mounting kit. Additional mounting kits may be required for certain data center cabinets.

TZ Radial Locks are also available for use with TZ access control solutions to secure enclosures, cabinet doors and drawers. Contact your local sales representative for further details and ordering information.

**TZ Centurion Locking System**

TZ - TELEZGOLOGY INC



The TZ Centurion system solution truly defines micro-protection. The system's IP-based access control system focuses on delivering physical security and environmental monitoring such as temperature sensing, humidity sensing and leak detection at the most granular level from anywhere in the world. TZ Centurion is a cost-effective, flexible, retrofitable and easy to implement solution that has been designed specifically to protect your organization's most valuable and sensitive assets.

Built on an open and extendable architecture, the patented decentralized and embedded intelligence within the system locking devices provide an unprecedented level of capability that cannot be readily delivered by conventional systems in terms of the integrity, control, auditability and traceability of discrete assets.

Up to 32 TZ locking devices and 64 TZ sensors can be connected to each TZ Centurion Bridge. Each Bridge can be managed individually or scaled to a larger system, allowing hundreds of networked TZ locking devices, sensors, gateways and other third-party components to be administered through TZ Centurion Server software or through a third-party network management system that supports Simple Network Management Protocol (SNMP).

Continued on next page >>

# Cabinet Locking Systems

## TZ

### (continued) TZ Centurion Locking System

#### FEATURES

- IP-based asset protection system which can seamlessly integrate with enterprise systems
- Physical security and audit trail capabilities for cabinets, equipment, panels and other enclosures
- Compatible with structured cabling up to 100 m via Cat 5e/Cat 6
- Integrates TZ locking devices for quick and easy retrofitting to cabinets
- Supports multiple Wiegand devices for third-party RFID readers
- Can control localized appliances such as fans and task lights
- Flexible and scalable system suitable for one cabinet or hundreds in multiple systems or across multiple sites
- Multi-level user permission for access control
- Remote upgrades of device firmware
- Support for SNMP traps
- Integrates with TZ Centurion Server

### TZ Centurion Bridge

TZ - TELEZGOLOGY INC



The TZ Centurion Bridge is an IP-based gateway that controls the networking and management of TZ devices. The TZ Centurion network may be accessed through either the TZ Web client utility embedded on the TZ Centurion Bridge or a component of a separate enterprise application, either TZ Centurion Server or integration with a third-party access management database. Communication between the individual TZ devices on the network is accomplished through daisy-chained components and a RS-485 serial data and power network.

The TZ Centurion Bridge is the centralized hub of the TZ Centurion system solution.

#### FEATURES

- IP-based gateway allowing control of a network of TZ locks, sensors and ID card readers
- Integrated auxiliary environmental sensing capability
- Supports integration of TZ Wiegand devices for multiple third-party RFID or biometric readers
- Scalable RFID reader distribution throughout the network for ease of access
- Small compact form capable of being rack-mounted with integrated power supply
- No separate cabling; leverages existing industry standards and infrastructure
- TZ devices powered via standard structured cabling up to 100 m via Cat 5e/Cat 6
- Easily set up, manage and monitor activity through Web server-based application
- Compatible with TZ Centurion Server for multiple Bridge platform configurations

Anixter No.	Vendor No.	Description
419086	112271.01	TZ Centurion Bridge

### TZ Centurion Multi Port Link

TZ - TELEZGOLOGY INC



The TZ Centurion Multi Port Link provides dynamic and cost-effective security, sensing and power expansion of the TZ Centurion System. This interconnect module enables networking of TZ locking and environmental monitoring devices.

One Multi Port Link can provide power and serial data connection for up to four TZ devices plus RS-485 serial data connections for the continuation of the network. The Multi Port Link can also act as an inline power injector in order to power devices and provide four additional I/O connectors for accessories like sensors, in-cabinet task lighting and fans.

#### FEATURES

- Extends TZ network and connects additional devices
- Provides power to devices
- Internal temperature sensor
- Screw terminals for auxiliary I/O devices
- Modules to cater for interconnection of two or four devices
- AC power adapter included

Anixter No.	Vendor No.	Description
419087	112004.02	TZ Centurion Multi Port Link
419088	112004.01	TZ Centurion Multi Port Link with power adapter
419089	112248.01	TZ Centurion Multi Port Link (RS-232) with power adapter

### TZ Centurion RFID

TZ - TELEZGOLOGY INC



The TZ RFID reader with integrated Wiegand translator connects to a TZ Centurion network and provides access control via RFID or by interpreting a Wiegand data stream from third-party security input such as from biometric scanners.

The device can operate both standalone controlling a small group of networked system devices, or as a network device that transmits information - like access attempts - to the rest of the network.

#### FEATURES

- Allows RFID cards to trigger TZ devices

- Allows audit trail of authorized and unauthorized attempts in conjunction with specific applications
- Screw terminals for auxiliary I/O of one device
- Can be used as a standalone controller for a smaller network
- Powered from the TZ structured cable network

Anixter No.	Vendor No.	Description
419090	112167.01	TZ Centurion RFID

### TZ Centurion Wiegand Translator

TZ - TELEZYGLOGY INC



The TZ Centurion Wiegand Translator Interface connects to a TZ Centurion network and provides access control by interpreting a Wiegand data stream from third-party security input such as from biometric scanners.

The device can operate both standalone controlling a small group of networked system devices, or as a network device that transmits information - like access attempts - to the rest of the network.

#### FEATURES

- Allows third-party Wiegand devices to trigger the TZ Centurion system
- Allows audit trail of authorized and unauthorized attempts in conjunction with specific applications
- Screw terminals for connection to third-party Wiegand device
- Can be used as a standalone controller for a smaller network
- Powered from the TZ structured cable network

Anixter No.	Vendor No.	Description
419091	112074.01	TZ Centurion Wiegand Translator

### TZ Centurion Port Link

TZ - TELEZYGLOGY INC



The TZ Centurion Port Link provides dynamic and cost-effective security, sensing and power expansion of the TZ Centurion System. These interconnect modules enable networking of TZ locking and environmental monitoring devices.

The TZ Centurion Port Link provides a connection for one TZ device plus RS-485 and power connections for the continuation of the network. An on-board screw terminal supports the connection of two auxiliary inputs for devices such as temperature and door status sensors, and two auxiliary outputs for accessories like in-cabinet task lighting and fans.

#### FEATURES

- Extends TZ network and connects additional devices
- Screw terminals for auxiliary I/O devices
- Interconnection of one device and extension or two devices at end of branch
- LED power indicator

Anixter No.	Vendor No.	Description
419092	112330.01	TZ Centurion Port Link

### TZ Sensors

TZ - TELEZYGLOGY INC



The TZ Contact Sensor is a magnetic reed switch. When properly installed it allows the connected TZ device to determine when a door is open or closed.

TZ Sensors are extremely cost-effective smart devices that provide environmental monitoring within the TZ Centurion network at the cabinet enclosure level across a range of operating conditions: temperature, humidity, door contact and leak detection.

#### FEATURES

- The TZ Temperature Sensor measures the ambient temperature within the enclosure or cabinet; its temperature sensor circuit is designed to measure temperatures between 15°C to 60°C (5°F to 140°F)
- The TZ Relative Humidity Sensor contains a circuit designed to measure relative humidity between 5% and 95%
- The TZ Contact Sensor is a magnetic reed switch. When properly installed it allows the connected TZ device to determine when a door is open or closed
- The TZ Leak Detection Sensor is a sealed optical device which can detect the presence of liquids

Anixter No.	Vendor No.	Description
419093	112328.02	TZ Temperature Sensor
419094	112328.01	TZ Humidity Sensor
419095	112328.03	TZ Liquid Sensor
419096	112354.01	TZ Door Contact Sensor

## Ladder Rack Cable Runway

# Chatsworth Products, Inc. (CPI)

### Universal Cable Runway

CHATSWORTH PRODUCTS INC (CPI)



Universal Cable Runway is used to create a pathway for premise cables in between points-of-entry and racks or cabinets within telecommunications facilities. Universal Cable Runway may be supported from the top of racks or cabinets, from the ceiling, along walls or under raised floors with accessories available from CPI.

#### FEATURES

- Made of 0.065 in. thick tubular steel bar, 1.5 in. H x 0.375 in. W
- Standard length is 9 ft. 11 1/2 in.
- Cross members are welded on 12 in. centers
- Painted finishes only
- Packaged individually
- Other colors and widths available
- Telco, trough and UL Classified cable runway are also available

Anixter No.	Vendor No.	Description
164166	10250-712	1.5 in. H x 12 in. W x 9 ft. 11 1/2 in. L, black
182236	10250-718	1.5 in. H x 18 in. W x 9 ft. 11 1/2 in. L, black
189364	10250-724	1.5 in. H x 24 in. W x 9 ft. 11 1/2 in. L, black

Cable runway/butt-splice kits and supports are also available. Call us for details.

### Cable Runway E-bend

CHATSWORTH PRODUCTS INC (CPI)



Use to create a smooth 90 degree right or left (L-shaped) turn in a horizontal cable runway pathway. Match to the width of the connecting cable runway.

#### FEATURES

- Made of 0.065 in. thick tubular steel bar, 1.5 in. high x 0.375 in. wide
- Five cross members welded at approximately 23 degree increments
- Requires two cable runway butt-splice kits for installation
- Painted finishes only
- Packaged individually
- Other colors and widths available

Anixter No.	Vendor No.	Description
174200	10822-712	12 in. W, black
174202	10822-718	18 in. W, black

### Cable Runway Radius Bends

CHATSWORTH PRODUCTS INC (CPI)



Use to create smooth 90 degree horizontal-to-vertical transition in cable runway pathways. Match to the width of the connecting cable runway.

#### FEATURES

- Inside radius bend turns up from horizontal runway
- Outside radius bend turns down from horizontal runway
- Made of .065 in. thick tubular steel bar, 1.5 in. high x 0.375 in. wide
- Three cross members welded at approximately 23 degree increments
- Requires two cable runway butt-splice kits for installation
- Painted finishes only
- Packaged individually
- Other colors and widths available

Anixter No.	Vendor No.	Description
174194	10724-712	Inside bend 12 in. W, black
174196	10724-718	Inside bend 18 in. W, black
174184	10723-712	Outside bend 12 in. W, black
174186	10723-718	Outside bend 18 in. W, black

### Cable Runway Corner Brackets

CHATSWORTH PRODUCTS INC (CPI)



Used with junction splice kits to create a smooth radius transition for cables at X-, T- or L-shaped intersections.

#### FEATURES


- Choose from two sizes
- Includes installation hardware
- Corner bracket is painted, installation hardware is zinc with gold finish
- Other colors available

Anixter No.	Vendor No.	Description
249561	11959-715	15.5 in. x 15.5 in., black
249562	11959-724	24.2 in. x 24.2 in., black

# Chatsworth Products, Inc. (CPI)

## Cable Runway Butt-splice Kits

CHATSWORTH PRODUCTS INC (CPI)



Creates a rigid end-to-end connection between cable runway, cable runway E-bends and cable runway radius bends.

### FEATURES

- All parts are zinc-plated with gold or black finish
- Sold in pairs, kits include all hardware for one pair of splices
- Heavy-duty versions require drilling of cable runway side stringers
- UL Classified versions also available

Anixter No.	Vendor No.	Description
034154	11301-001	Butt-splice kit, gold
249442	11301-701	Butt-splice kit, black
131843	11299-001	Heavy-duty butt-splice kit, gold
267387	11299-701	Heavy-duty butt-splice kit, black

## Cable Runway Junction Splice Kits

CHATSWORTH PRODUCTS INC (CPI)



Creates a T-shaped intersection between two pieces of cable runway or between cable runway and a cable runway radius bends. Use with cable runway corner brackets. Use the cable runway E-bend to create an L-shaped intersection (right or left turn).


### FEATURES

- All parts are zinc-plated with gold or black finish
- Sold in pairs, kits include all hardware for one pair of splices
- Heavy-duty versions require drilling of cable runway side stringers
- UL Classified versions also available

Anixter No.	Vendor No.	Description
034155	11302-001	Junction splice kit, gold
249445	11302-701	Junction splice kit, black
131823	11298-001	Heavy-duty junction splice, gold
263020	11298-701	Heavy-duty junction splice, black

## PatchRack

CHATSWORTH PRODUCTS INC (CPI)



The PatchRack is a miniature two-post rack that can be attached to runway to save rack-mount space by placing patch panels or interconnect equipment above the rack or cabinet. Use to create a zone network in a data center. Attaches to all CPI cable runway, but optimized for 3/8 in. wide by 1 1/2 in. high side stringers or cross members.

### FEATURES

- Attaches to the cable runway side stringer (shown) or cross-member
- Supports 19 in. wide rack-mount equipment
- Holds up to 60 lb.

Anixter No.	Vendor No.	Description
306952	13395-704	4U with 7 in. side stringer brackets, black
331586	13395-708	8U with 7 in. side stringer brackets, black
331587	13394-704	4U with cross-member brackets, black
331588	13394-708	8U with cross-member brackets, black

### ACCESSORIES

Anixter No.	Vendor No.	Description
331590	13399-702	Cross-member hardware kit
331591	13396-204	D-Rings for 4 RMU rack, six rings, white
331592	13396-208	D-Rings for 8 RMU rack, 10 rings, white

## Ladder Rack Cable Runway

# Chatsworth Products, Inc. (CPI)

### Cable Runway Radius Drops

CHATSWORTH PRODUCTS INC (CPI)



Use to control the radius of premise cables entering or exiting cable runway.

#### FEATURES

- Attach to Universal Cable Runway cross members or stringers
- Cross member radius drop transitions out of the end or center of the runway
- Specify cross member radius drop to match cable runway width
- Add movable cross members (Part Nos. 174221, 174222) if required
- Stringer radius drop transitions out of the side of the runway
- Painted finishes only
- Packaged individually
- Other colors and widths available

Anixter No.	Vendor No.	Description
220228	12100-710	12 in. W cross-member radius drop, use with 12115-712, black
220233	12100-716	18 in. W cross-member radius drop, use with 12115-718, black
174214	12101-701	Stringer radius drop (Universal Cable Runway), black
174221	12115-712	12 in. W, movable cross member, black
174222	12115-718	18 in. W, movable cross member, black

### Cable Runway Elevation Kits

CHATSWORTH PRODUCTS INC (CPI)



When cable runway is supported from the top of racks or cabinets, the Cable Runway Elevation Kit adds 2 to 6 inches of space between the top of the rack or cabinet and the support surface of the cable runway. The extra space allows a smoother transition for cables into the vertical managers on the racks/cabinets. The kit may also be used on racks and cabinets used side-by-side to compensate for a difference in height.

#### FEATURES

- Two elevation ranges: 2 in., 2.5 in., 3 in. and 4 in., 5 in., 6 in.
- L-brackets are painted; hardware is zinc-plated with gold finish

- Rack kits include two L-brackets and hardware, attach to rack-to-runway mounting plate
- Cabinet kits include four L-brackets and hardware, attach directly to cabinet
- Other colors available

#### ELEVATION KITS FOR RACKS


Anixter No.	Vendor No.	Description
249557	10506-702	2 in. to 3 in. H, black
545544	10506-706	4 in. to 6 in. H, black

#### ELEVATION KITS FOR CABINETS

Anixter No.	Vendor No.	Description
249560	10506-712	2 in. to 3 in. H, black
249559	10506-716	4 in. to 6 in. H, black

### Rack-to-runway Mounting Plate Using Hat-shaped Bracket

CHATSWORTH PRODUCTS INC (CPI)



Secures cable runway to the top of Standard and Universal equipment racks without intruding into valuable mounting space. The combination of the flat plate and hat-shaped bracket form a clamp around the rack's top angles or top bars. Mounts either parallel or perpendicular.

#### FEATURES

- Various sizes, match to runway width and rack channel depth
- One mounting plate
- One hat-shaped bracket
- Two J-bolts, 5/16-18 x 2 1/4 in.
- Three hex nuts, 5/16-18
- Three split-lock washers, 5/16 in.


Anixter No.	Vendor No.	Description
275165	12730-712	9 in. to 12 in. W runway, 3 in. D channel, steel, black
284577	12730-718	15 in. to 18 in. W runway, 3 in. D channel, steel, black
284578	12731-712	10 in. to 12 in. W runway, 6 in. D channel, aluminum, black
284579	12731-718	15 in. to 18 in. W runway, 6 in. D channel, aluminum, black



# Chatsworth Products, Inc. (CPI)

## Rack-to-runway Mounting Plate Using J-bolts

CHATSWORTH PRODUCTS INC (CPI)



Secures cable runway to the top of Standard and Universal equipment racks. J-bolts hook under the mounting plate to secure the plate to the rack's top angles. Mounts either parallel or perpendicular.

### FEATURES

- Various sizes match to runway width and rack channel depth
- Kit consists of:
  - one mounting plate
  - four J-bolts, 5/16-18 x 2-1/4 in.
  - four hex nuts, 5/16-18
  - four split-lock washers, 5/16 in.
- Other sizes and finishes available

Anixter No.	Vendor No.	Description
164393	10595-712	9 in. to 12 in. channel width, 3 in. channel, steel, black
184177	10595-718	15 in. to 18 in. channel width, 3 in. channel, steel, black
174228	12121-712	10 in. to 12 in. channel width, 6 in. channel, aluminum, black
174229	12121-718	15 in. to 18 in. channel width, 6 in. channel, aluminum, black

## Cable Runway Threaded Rod Ceiling Support Kit

CHATSWORTH PRODUCTS INC (CPI)



Order two kits for every 5 ft. of span to support cable runway from a concrete ceiling. Ceiling anchors must be ordered separately.

### FEATURES

- Includes a ceiling bracket, a runway bracket, 6 ft. of threaded rod and hardware
- Brackets, threaded rod and hardware are zinc-plated with gold finish

- Sold individually, use two kits every 5 ft. of span
- Ceiling attachment hardware not included

Anixter No.	Vendor No.	Description
131809	11310-003	5/8 in. rod, gold

## Cable Runway Triangular Support Brackets

CHATSWORTH PRODUCTS INC (CPI)



Support cable runway along the length of a wall. Use one triangular bracket every 5 ft. of span.

### FEATURES

- Select width to match the width of cable runway to be supported
- Triangular bracket is painted, hardware parts are zinc-plated with gold finish
- Sold individually, kit includes triangular bracket and assembly hardware
- Wall installation hardware is not included
- Other colors and widths available

Anixter No.	Vendor No.	Description
184196	11746-712	12 in. wide, black
184197	11746-718	18 in. wide, black

## Cable Runway Vertical Wall Bracket

CHATSWORTH PRODUCTS INC (CPI)



Use to attach cable runway vertically against a wall.

### FEATURES

- Brackets are zinc-plated with gold finish or painted black
- Sold in pairs, support runway every 5 ft. of span
- Installation hardware not included


Anixter No.	Vendor No.	Description
132290	10608-001	Vertical wall brackets, one pair, gold
425319	10608-701	Vertical wall brackets, one pair, black

## Ladder Rack Cable Runway

# Chatsworth Products, Inc. (CPI)

### Cable Runway Wall Angle Support Kit

CHATSWORTH PRODUCTS INC (CPI)



Used to support the end of a piece of cable runway against a wall.

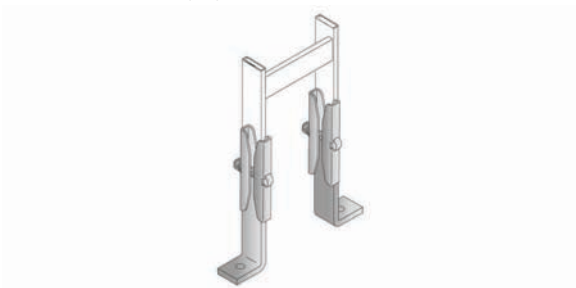
#### FEATURES

- Specify wall angle by width of runway to be supported
- Wall angle is painted, hardware parts are zinc-plated with gold finish
- Sold individually, kit includes wall angle and J-bolt hardware
- Wall installation hardware not included
- Other colors and widths available

Anixter No.	Vendor No.	Description
182845	11421-712	12 in. wide, black
182237	11421-718	18 in. wide, black

### Cable Runway Foot Kit

CHATSWORTH PRODUCTS INC (CPI)



Attach the end of cable runway to the floor.

#### FEATURES

- L-shaped brackets have a painted finish
- Butt-splice Kit (11301-001) included; gold finish
- Floor installation hardware is not included
- Other colors available

Anixter No.	Vendor No.	Description
164165	11309-701	Black

### Cable Runway End Caps

CHATSWORTH PRODUCTS INC (CPI)



Cover the exposed ends of cable runway to protect cable and personnel from potentially sharp edges.

#### FEATURES

- Made of fire-retardant flat black rubberized material
- Sold in pairs

Anixter No.	Vendor No.	Description
131772	10642-001	1 pair, black

## CommScope-Enterprise Solutions

## Ladder Rack

## COMMScope-ENTERPRISE SOLUTIONS

While a necessity for managing, distributing and controlling structured cabling, all racks and cable management devices are not created equal. CommScope understands the potential negative impact on network performance and company productivity when installation and accessibility are challenging. CommScope designs its racks and cable management devices with the same level of detail and importance as its infrastructure solutions, ensuring that customers get the best product to protect and manage their investment. Color: black (unless otherwise noted).

## STRAIGHT SECTIONS

Anixter No.	Vendor No.	Description	Material ID
372143	CR-SLR-6L6W	6 ft. L x 6 in. W	760085597
372144	CR-SLR-6L12W	6 ft. L x 12 in. W	760085605
372145	CR-SLR-6L18W	6 ft. L x 18 in. W	760085613
372146	CR-SLR-6L24W	6 ft. L x 24 in. W	760085621
372147	CR-SLR-10L6W	10 ft. L x 6 in. W	760085639
372148	CR-SLR-10L12W	10 ft. L x 12 in. W	760085647
372025	CR-SLR-10L18W	10 ft. L x 18 in. W	760085654
372149	CR-SLR-10L24W	10 ft. L x 24 in. W	760085662

## 90 DEGREE RADIUS FLAT CORNER BEND

Anixter No.	Vendor No.	Description	Material ID
372150	CR90FCB-6W	6 in. W	760085522
372151	CR90FCB-12W	12 in. W	760085530
372029	CR90FCB-18W	18 in. W	760085548
372152	CR90FCB-24W	24 in. W	760085555

## 90 DEGREE RADIUS INSIDE CORNER BEND

Anixter No.	Vendor No.	Description	Material ID
372153	CR90ICB-6W	6 in. W	760085670
372154	CR90ICB-12W	12 in. W	760085688
372155	CR90ICB-18W	18 in. W	760085696
372156	CR90ICB-24W	24 in. W	760085704

## 90 DEGREE RADIUS OUTSIDE CORNER BEND

Anixter No.	Vendor No.	Description	Material ID
372157	CR90OCB-6W	6 in. W	760086074
372158	CR90OCB-12W	12 in. W	760086082
372159	CR90OCB-18W	18 in. W	760086090
372160	CR90OCB-24W	24 in. W	760086108

## ACCESSORIES

Anixter No.	Vendor No.	Description	Material ID
372028	CRBSK	Butt splice kit	760083899
372161	CRCMK3-8TR	Ceiling mounting kit for 3/8 in. threaded rod	760083907
372162	CRCMK5-8TR	Ceiling mounting kit for 5/8 in. threaded rod	760083915
372163	CRSBK5-8TR	Support bracket kit for 5/8 in. threaded rod	760083923
372164	CRSMCRDK	Side-mount cable radius drop kit, fits all sizes	760083931
372165	CRDK-6W	Cable radius drop kit for 6 in. W ladder rack	760083949
372166	CRDK-12W	Cable radius drop kit for 12 in. W ladder rack	760083956
372167	CRDK-18W	Cable radius drop kit for 18 in. W ladder rack	760083964
372168	CRRP-6H	Cable retaining post, 6 in. H, one each	760083972
372169	CRRP-8H	Cable retaining post, 8 in. H, one each	760083980
372170	CRRP-10H	Cable retaining post, 10 in. H, one each	760083998
372171	CRBK-RS	Universal rack support kit	760084004
372172	CRPECK	Protective end cap kit, two caps, black rubber	760084012
372173	CRFK	Foot kit	760084020
372174	CRJBMK	J-bolt mounting kit	760084038
372175	CRTJSK	T-junction splice kit	760084046
372027	CRR2RRMK	Ladder rack to relay rack mounting kit, 19 in. W x 5.375 in. D	760084053
372176	CRTR625-6L	5/8 in. threaded rod, 11 UNC-2A, 6 ft. L, clear zinc	760084061
372177	CRTR360-6L	3/8 in. threaded rod, 16 UNC-2A, 6 ft. L, clear zinc	760084079
372178	CRTWSBK-6W	Triangular wall support bracket kit, 6 in. W	760084087
372179	CRTWSBK-12W	Triangular wall support bracket kit, 12 in. W	760084095
372180	CRTWSBK-18W	Triangular wall support bracket kit, 18 in. W	760084103
372181	CRTWSBK-24W	Triangular wall support bracket kit, 24 in. W	760084111
372182	CRVALS	Variable angle ladder splice	760084129
372183	CRVWBK	Vertical wall bracket kit, two brackets	760084137
372184	CR6-12WRSK	Wall rail support kit, 6 in. - 12 in.	760084145
372026	CR15-18WRSK	Wall rail support kit, 15 in. - 18 in.	760084152
372185	CR12-C24WRSK	Wall rail support kit, 24 in.	760084160

## Ladder Rack Cable Runway

# Cooper B-Line

### Cable Runway System

#### COOPER B-LINE

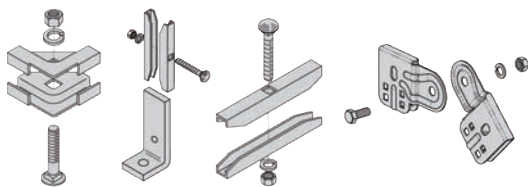


Cooper B-Line offers an extensive line of cable runway and accessories, all designed to provide easy and cost-effective methods for supporting overhead and vertical cable installations. Runways are available with 1 1/2 in. or 2 in. stringers, and runway widths ranging from 4 in. to 36 in.

#### CABLE RUNWAY

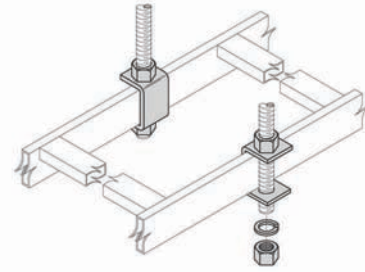
Anixter No.	Vendor No.	Description
280798	SB17U12BFB	Tubular stringers/rungs, 12 in. W x 9 ft. 11 1/2 in. L, flat black, individually boxed
280799	SB17U18BFB	Tubular stringers/rungs, 18 in. W x 9 ft. 11 1/2 in. L, flat black, individually boxed
280800	SB17U24BFB	Tubular stringers/rungs, 24 in. W x 9 ft. 11 1/2 in. L, flat black, individually boxed
268231	SB1712FB	Tubular stringers/C-channel rungs, 12 in. W x 9 ft. 11 1/2 in. L, flat black
212478	SB1718YZ	Tubular stringers/C-channel rungs, 18 in. W x 9 ft. 11 1/2 in. L, yellow zinc
176002	SB1718TG	Tubular stringers/C-channel rungs, 18 in. W x 9 ft. 11 1/2 in. L, telco gray

#### CONNECTION AND BEND KITS



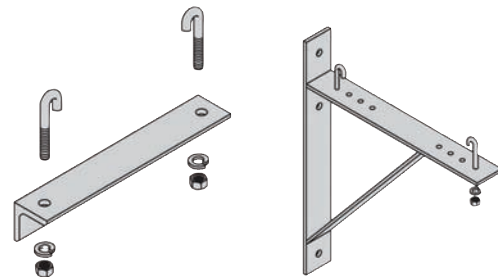
Anixter No.	Vendor No.	Description
158836	SB2101AYZ	Horizontal tee splice kit, yellow zinc
280801	SB2101ABZ	Horizontal tee splice kit, black zinc
280802	SB2106ABZ	End (foot) support kit, black zinc
280803	SB2107BZ	Straight stringer junction kit, black zinc
269096	SB2107YZ	Straight stringer junction kit, yellow zinc
324296	SB2110ABZ	Adjustable vertical bend kit, black zinc
158833	SB2110AYZ	Adjustable vertical bend kit, yellow zinc

#### THREADED ROD SUPPORT KIT



Anixter No.	Vendor No.	Description
324297	SB2116ABZ	For use with 5/8 in.-11 threaded rod and 1 1/2 in. stringer runway, black zinc finish
203159	SB2116AYZ	For use with 5/8 in.-11 threaded rod and 1 1/2 in. stringer runway, yellow zinc finish

#### WALL SUPPORT KITS

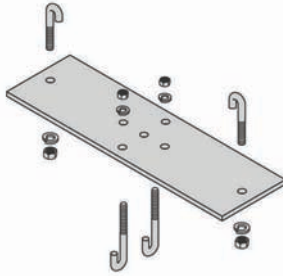


Wall support kits provide rigid and economical support for runways along the length of wall and at the end of the run. Each kit includes bracket and runway attachment hardware. (Order wall installation hardware separately)

Anixter No.	Vendor No.	Description
268233	SB211312FB	12 in. wide runway wall support kit, fits a variety of stringer sizes, flat black
172346	SB211312TG	12 in. wide runway wall support kit, fits a variety of stringer sizes, telco gray
172345	SB211312YZ	12 in. wide runway wall support kit, fits a variety of stringer sizes, yellow zinc
268236	SB211318FB	18 in. wide runway wall support kit, fits a variety of stringer sizes, flat black
205341	SB211318TG	18 in. wide runway wall support kit, fits a variety of stringer sizes, telco gray
245144	SB211318YZ	18 in. wide runway wall support kit, fits a variety of stringer sizes, yellow zinc
268239	SB21312KFB	6 in. to 12 in. wide runways wall support kit, bracket with J-bolts, flat black
172327	SB21312KTG	6 in. to 12 in. wide runways wall support kit, bracket with J-bolts, telco gray
172326	SB21312KYZ	12 in. wall support kit, bracket with J-bolts, yellow zinc
280805	SB21318KFB	12 in. to 18 in. wall support kit, bracket with J-bolts, flat black

# Cooper B-Line

## RELAY RACK SUPPORT KITS




Designed to secure cable runway parallel or perpendicular to the 3 in. deep relay rack top angles.

Anixter No.	Vendor No.	Description
268243	SB213312FB	12 in. relay rack support kit, flat black
268245	SB213318FB	18 in. relay rack support kit, flat black

## Redi-Rail Cable Tray

### COOPER B-LINE



## CABLE TRAY

Economical aluminum cable support system designed for easy and economical installation and field modifications.

Anixter No.	Vendor No.	Description
268271	H15AR0912144	5 in. H x 12 in. W x 12 in. L, aluminum cable tray, 9 in. rung spacing

## BENDS

Anixter No.	Vendor No.	Description
268272	H15AR1290HB12	5 in. H x 12 in. W, 90° horizontal bend, 12 in. radius
268273	H15AR1290V012	5 in. H x 12 in. W, 90° vertical outside bend, 12 in. radius
268274	H15AR1290V112	5 in. H x 12 in. W, 90° vertical inside bend, 12 in. radius
268275	H15AR12HT12	5 in. H x 12 in. W, horizontal tee

## SPLICES

Anixter No.	Vendor No.	Description
268276	9AR005	Standard splice
268277	9AR035	Flex-mount splice
268278	9AR055	Tray-to-box splice
268279	9AR025	Vertical adjustable splice
268280	9AR965	Reversing splice
268281	9AR015	Expansion splice

## BRACKETS, FITTINGS AND HARDWARE


Anixter No.	Vendor No.	Description
268282	9930	Bonding jumper
268283	9ZNR238	Hanger rod bracket 3/8 in.
268284	9ZNMB15	Mounting bracket
268285	9AR104W	Drop out
268286	9A086W	Blind end
268287	UR4A12	Universal fitting

## Wire Basket Cable Runway

# Cablofil

### Cablofil Tray - Straight Sections

CABLOFIL



Cablofil cable tray is the revolutionary system constructed of precision-engineered, high-quality, welded steel wire. The Cablofil system includes everything to make installation effortless and it adapts easily as your cable management needs grow and change. The FAS support system is exclusively designed with a versatile range of profiles and brackets. This innovative system dramatically reduces installation time by utilizing a simple one-step process that requires no screws, bolts or special tools. "T" welding the lateral wires to the top edge wire creates a "Safe-T-Edge" which minimizes the risk of fraying cables and also protects installers from sharp wire ends. The optimized wire size design makes Cablofil cable tray durable and extremely strong.

#### CABLOFIL CABLE TRAY

Available in 1 in., 2 in., 4 in. and 6 in. depths. Available in widths ranging from 2 in. to 24 in. Standard 10 ft. lengths. Available in: Electro Zinc (EZ), Hot-Dipped Galvanized (GC), 304L Stainless Steel (IN), 316L Stainless Steel (IN), or durable UL Classified powder coated colors: Black (BL) and Custom Painted Color (PE). "T" welded design creates a "Safe-T-Edge" which is easy on installers and cables.

Anixter No.	Vendor No.	Description
220299	ZF30/50EZ	10 ft. L x 2 in. W x 1 in. D, tray
220284	CF30/100EZ	10 ft. L x 4 in. W x 1 in. D, tray
220286	CF30/150EZ	10 ft. L x 6 in. W x 1 in. D, tray
252779	CF30/200EZ	10 ft. L x 8 in. W x 1 in. D, tray
220297	CF30/300EZ	10 ft. L x 12 in. W x 1 in. D, tray
199265	CF54/50EZ	10 ft. L x 2 in. W x 2 in. D, tray
199268	CF54/100EZ	10 ft. L x 4 in. W x 2 in. D, tray
197632	CF54/150EZ	10 ft. L x 6 in. W x 2 in. D, tray
199273	CF54/200EZ	10 ft. L x 8 in. W x 2 in. D, tray
197633	CF54/300EZ	10 ft. L x 12 in. W x 2 in. D, tray
198369	CF54/450EZ	10 ft. L x 18 in. W x 2 in. D, tray
198370	CF54/500EZ	10 ft. L x 20 in. W x 2 in. D, tray
197634	CF54/600EZ	10 ft. L x 24 in. W x 2 in. D, tray
332137	CF105/100EZ	10 ft. L x 4 in. W x 4 in. D, tray
199278	CF105/150EZ	10 ft. L x 6 in. W x 4 in. D, tray
199277	CF105/200EZ	10 ft. L x 8 in. W x 4 in. D, tray
199284	CF105/300EZ	10 ft. L x 12 in. W x 4 in. D, tray
213378	CF105/450EZ	10 ft. L x 18 in. W x 4 in. D, tray
272037	CF105/500EZ	10 ft. L x 20 in. W x 4 in. D, tray
220316	CF105/600EZ	10 ft. L x 24 in. W x 4 in. D, tray
332138	CF150/300EZ	10 ft. L x 12 in. W x 6 in. D, tray
234350	CF150/450EZ	10 ft. L x 18 in. W x 4 in. D, tray
234354	CF150/500EZ	10 ft. L x 20 in. W x 4 in. D, tray
332139	ZF150/600	10 ft. L x 24 in. W x 6 in. D, tray

#### EASY PACK

Easy Pack is a conveniently packaged, all inclusive and ready to install cable management system.

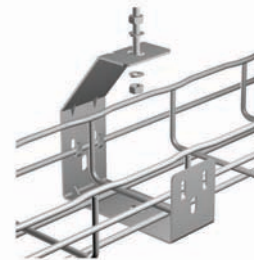
Anixter No.	Vendor No.	Description
375908	PACKCF 54/50EZ	Contains six 78 in. L sections of 2 in. H x 2 in. W x 2 in. D tray and 12 preclick splices
375912	PACKCF 54/100EZ	Contains four 78 in. L sections of 2 in. H x 4 in. W x 2 in. D tray and eight preclick splices
375918	PACKCF 54/150EZ	Contains four 78 in. L sections of 2 in. H x 6 in. W x 2 in. D tray and eight preclick splices
375921	PACKCF 54/200EZ	Contains four 78 in. L sections of 2 in. H x 8 in. W x 2 in. D tray and eight preclick splices
375923	PACKCF 54/300EZ	Contains four 78 in. L sections of 2 in. H x 12 in. W x 2 in. D tray, eight preclick splices and four SWK bolts

### Cablofil Tray Standard Support Systems

CABLOFIL

Look to Cablofil for the most complete line of support hardware for walls, ceilings, floors and cabinets. Many brackets feature their patented FAS support system, securing Cablofil cable tray without nuts and bolts.

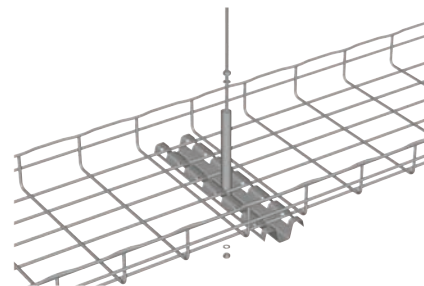
#### SF CENTER HANGER



A part used for hanging 2 in. or 4 in. wide tray, with fold-over tabs that secure the tray without additional hardware. Threaded rod, nuts and washers sold separately. Also available in Hot-Dipped Galvanized (GC), Black (BL), and Custom Painted Color (PE) finishes.

Anixter No.	Vendor No.	Description
400145	SF50PG	2 in. center hanger, finish: pre-galvanized
349519	SF100PG	4 in. center hanger, finish: pre-galvanized

#### FAS CENTER HANGER




A part used to suspend tray from the ceiling using only threaded rod with a suspension tube to protect the cables. Threaded rod, nuts and bolts are sold

separately. Also available in Hot-Dipped Galvanized (GC), Stainless Steel (316L), Black (BL), and Custom Painted Color (PE) finishes.

Anixter No.	Vendor No.	Description
213732	FASPCH300PG	FAS center hanger, 12 in. L, one/pk., finish: pre-galvanized
213380	FASPCH450PG	FAS center hanger, 18 in. L, one/pk., finish: pre-galvanized
220761	FASPCH600PG	FAS center hanger, 24 in. L, one/pk., finish: pre-galvanized


#### FAS PROFILE



For trapeze-hung installations or use on walls, floors and cabinets. Patented FAS-style attachments holds cable tray secure without nuts and bolts. For trapeze-hung installations, use 4 in. longer profile than tray width. Can be used with up to 3/8 in. threaded rod. Also available in Hot-Dipped Galvanized (GC), Stainless Steel (316L), Black (BL), and Custom Painted Color (PE) finishes

Anixter No.	Vendor No.	Description
198645	FASP200PG	FAS profile 8 in. L, finish: pre-galvanized
213731	FASP300PG	FAS profile 12 in. L, finish: pre-galvanized
199345	FASP400PG	FAS profile 16 in. L, finish: pre-galvanized
213376	FASP550PG	FAS Profile 22 in. L, finish: pre-galvanized
241025	FASP700PG	FAS Profile 28 in. L, cable runway wire mesh profile, finish: pre-galvanized

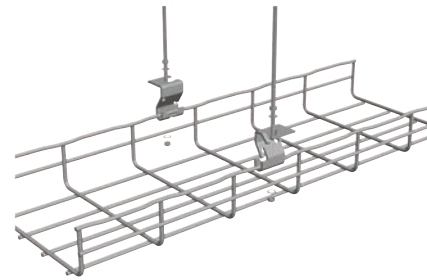
#### FAS L BRACKET



For installation onto walls and under-floor pedestals. Patented FAS-style attachment holds cable tray secure without nuts and bolts. Also available in Hot-Dipped Galvanized (GC), Stainless Steel (316L), Black (BL), and Custom Painted Color (PE) finishes.

Anixter No.	Vendor No.	Description
208965	FASL100PG	FAS L bracket 4 in. L, finish: pre-galvanized
199340	FASL200PG	FAS L bracket 8 in. L, finish: pre-galvanized
199342	FASL300PG	FAS L bracket 12 in. L, finish: pre-galvanized

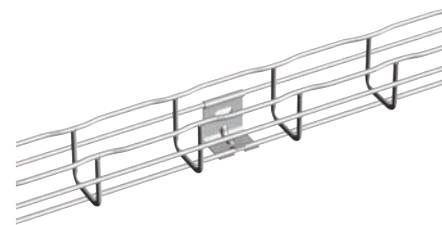
#### AS TRAPEZE HANGING CLIP



For trapeze-hung installations. Use with 1/4 in., 3/8 in. or 1/2 in. threaded rod. Cablofil tray can be detached on one side to easily add cables. Also available in Hot-Dipped Galvanized (GC), Stainless Steel (316L), Black (BL), and Custom Painted Color (PE) finishes.

Anixter No.	Vendor No.	Description
197643	ASPG	Trapeze clip, 50/pk., finish: pre-galvanized


#### CAT30/41 SNAP-IN WALL-HANGER SUPPORT



Keeps 2 in. wide tray secure when attaching to supports. No screws are required for tray attachment; they just snap into place. Also available in Hot-Dipped Galvanized (GC), Stainless Steel (316L), Black (BL), and Custom Painted Color (PE) finishes.

Anixter No.	Vendor No.	Description
250518	CAT30/41PG	Snap-in wall hanger support, finish: pre-galvanized

#### C50 WALL-MOUNT ATTACHMENT



Attaches tray up to 4 in. wide to walls, cabinets or machinery. The fold-over tabs secure the tray without additional hardware. Slotted mounting holes make for adjustable installations. Also available in Hot-Dipped Galvanized (GC), Stainless Steel (316L), Black (BL), and Custom Painted Color (PE) finishes.

Anixter No.	Vendor No.	Description
213725	C50EZ	Wall-mount attachment, finish: Electro Zinc

## Wire Basket Cable Runway

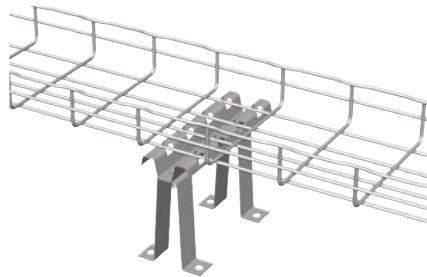
# Cablofil

### Cablofil Under Floor Management Systems

#### CABLOFIL

Cablofil/Legrand offers a wide variety of options for raised access floor installations, the newest being the UFS Under Floor Cable Management System. UFS is independently supported so that it does not void the warranty of the raised access floor and it is engineered with 2 ft. tray sections so that it can be installed entirely through the floor openings.

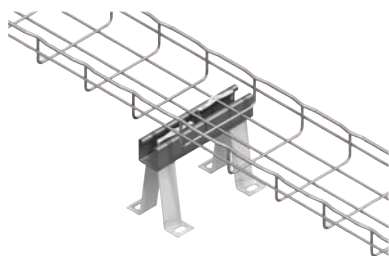
#### UFS UNDER FLOOR SUPPORT BRACKET



Use a single support assembly for tray widths up to 20 in. Use two supports for tray widths up to 24 in. Patented FAS-style attachment secures tray without nuts and bolts. Pre-drilled mounting holes make installations easy. Tray is supported independently of raised floor systems. 4 in., 6 in., 8 in. and 12 in. heights now available in widths up to 20 in. Contact your local sales representative for further details.

Anixter No.	Vendor No.	Description
213374	UFS150/200PG	6 in. under floor support, finish: pre-galvanized

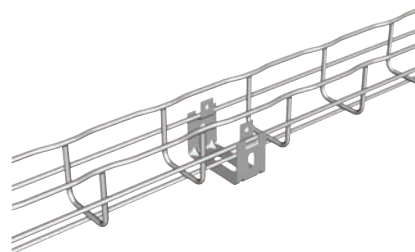
#### UFFS UNDER FLOOR FIBERGLASS SUPPORT STAND



Use a single support assembly for tray widths up to 20 in. Use two supports for tray widths up to 24 in. Patented FAS-style attachment secures tray without nuts and bolts. Pre-drilled mounting holes make installations easy. Tray is supported independently of raised floor systems. Fiberglass strut design keeps cable pathway insulated from floor deck. 4 in., 6 in., 8 in. and 12 in. heights now available in widths up to 20 in. Contact your local sales representative for further details.

Anixter No.	Vendor No.	Description
400154	UFFS150/200PG	6 in. under floor support, finish: pre-galvanized


#### UC50 CABLE TRAY STANDOFF



Attaches 2 in. tray to floor and channel framing. Fold-over tabs secure tray without fasteners. Also available in Hot-Dipped Galvanized (GC), Stainless Steel (316L), Black (BL), and Custom Painted Color (PE) finishes.

Anixter No.	Vendor No.	Description
250519	UC50PG	Cable tray standoff, machine-mounting support, finish: pre-galvanized


#### UFC UNDER FLOOR SUPPORT CLAMP



Attaches FAS L brackets (sold separately) to access floor posts through one side of the U-bolt. Unique support plate works with square or round posts. Also available in Black (BL), and Custom Painted Color (PE) finishes. Each clamp kit contains : U-bolt, two flange nuts and support plate.

Anixter No.	Vendor No.	Description
198638	UFCPG	Under floor support clamp, finish: pre-galvanized
375939	UFC550KITPG	Under floor support kit, includes Cablofil part numbers: UFC (two), FASP550 (one) and EZBN1/4 (two), finish: pre-galvanized

#### UFCN UNDER FLOOR CLAMP



Attaches to round or square access floor posts. Use with FAS Profile for support of up to 12 in. Cablofil wire cable tray. Each UFCN comes with four mounting bolts and nuts. Standard finish : Electro Zinc coated for superior corrosion resistance. Other



finishes include : Pre-Galvanized (PG), Hot Dipped Galvanized (GC), Black Painted (BL) and Custom Painted (PE).

Anixter No.	Vendor No.	Description
248721	UFCN150PG	6 in. under floor support clamp, finish: pre-galvanized
332185	UFCN200PG	8 in. under floor support clamp, finish: pre-galvanized
332186	UFCN300PG	12 in. under floor support clamp, finish: pre-galvanized

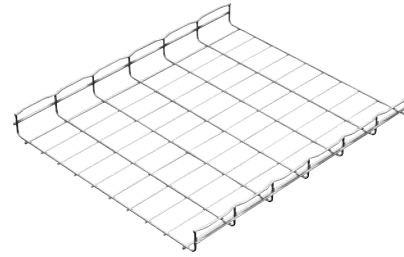
#### UFSUPKIT UFS SUPPORT KIT



Crossbars secure the tray with FAS style tabs and the heavy-duty legs have multiple mounting holes for almost infinite height adjustments. The attachment clips secure installation to raised access floor legs. Each kit support includes one crossbar, two leg supports and two leg attachment clips. Kit components may be ordered individually. Other standard kit heights available: 2.5 in., 14 in. and 21.6 in.

Anixter No.	Vendor No.	Description
375943	UFSUPKIT200	Under floor support kit, 7 in. H x 22 in. W
375944	UFSUPKIT300	Under floor support kit, 10.6 in. H x 22 in. W

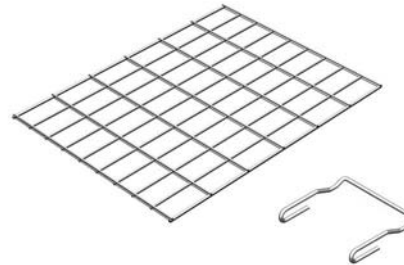
#### UFCF2 UFS WIRE TRAY SECTION



A 2 ft. long piece of tray designed to easily fit inside under floor grids. Tray is secured by using the UFS System. 2 in., 4 in. and 6 in. depths available in 6 in., 8 in., 12 in., 16 in. or 20 in. widths.

Anixter No.	Vendor No.	Description
375945	UFCF2/54/300	UFS wire tray section, 24 in. L x 12 in. W x 2 in. D
375946	UFCF2/105/300	UFS wire tray section, 24 in. L x 12 in. W x 4 in. D
400155	UFCF2/150/300	UFS wire tray section, 24 in. L x 12 in. W x 6 in. D

#### UFT 90° KITS UFT 90



Used to make a tee or 90° bend in an under floor system. Each 90° kit includes one flat tray section and four securing clips. Kit components may be ordered individually.

Anixter No.	Vendor No.	Description
375947	UFT90KIT	24 in. L x 18 in. W tray and four securing clips

## Wire Basket Cable Runway

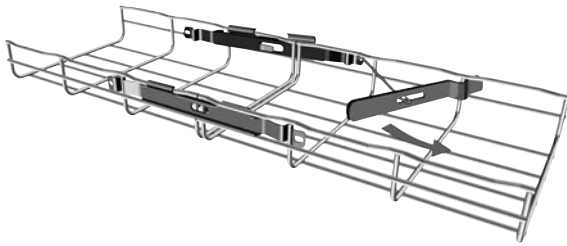
# Cablofil

### Cablofil Tray Splicing

#### CABLOFIL

Cablofil offers a number of UL Classified splices for Cablofil cable tray to fill any installation demand. All of the splice options are designed with one goal - to make installation easy. Some of the splices require no tools for installation, yet each option offers a durable, strong splice that has been tested and proven in installations around the world. The EDRN fast splice is the strongest and fastest splice, which saves up to half of the install time compared to bolted connections.


#### EDRN QUICK SPLICE



Only two splices are needed to join Cablofil cable tray 2 in. deep by widths up to 12 in. Use two splices on sides and one or two on the bottom for 18 in. to 24 in. tray. Special assembly tool is included in every bag of splices. Also available in Black (BL), Custom Painted Color (PE) and Dacromet (DC) finishes.

Anixter No.	Vendor No.	Description
220377	EDRNEZ	Fast splice EDRN 50/pk. - special assembly tool (EDRNTOOL) is included in every bag
375987	RAD T 90 KIT 2	Radius tee kit for 2 in. tray, contains hardware for one tee or two 90° bends, kit contains: two radius splices and Cablofil part numbers EZBN1/4 (ten), CE25 (eight) and CE40 (four)
375988	RAD T 90 KIT 4	Radius tee kit for 4 in. tray, contains hardware for one tee or two 90° bends, kit contains: two radius splices and Cablofil part numbers EZBN1/4 (ten), CE25 (eight) and CE40 (four)
375989	RAD T 90 KIT 6	Radius tee kit for 6 in. tray, contains hardware for one tee or two 90° bends, kit contains: two radius splices and Cablofil part numbers EZBN1/4 (ten), CE25 (eight) and CE40 (four)
307086	EZT90KITBL	Tee or 90° kit, one/pk.; one kit makes one tee or two 90° bends
220794	SWKEZ	Splice washer kit 50/pk.
400157	ED275RSKIT	Tray reduction kit, each kit includes: SWK (two), ED275 (one), EZBN1/4 (two), CE25 (two). Use on tray differences up to 8 in.
400158	ED1100RSKIT	Tray reduction kit, each kit includes: SWK (two), ED1100 (one), EZBN1/4 (two), CE25 (two). Use on tray differences over 8 in.
197641	CE25EZ	1 in. washer 50/pk.
197642	CE30EZ	1 1/2 in. washer 50/pk.
207726	CE40EZ	2 in. washer 50/pk.

#### FASLOCK SPLICE




FASLOCK is the easiest and fastest way to create sweeps and bends. Secure tray sweeps by bending built-in locking tabs with pliers. Its simple design makes installations a snap.

Anixter No.	Vendor No.	Description
332191	FASLOCK SPG	Use FASLOCK S for CF54/100, 150, 200, 300, CF105/100, 150, 200
281386	FASLOCK XLPG	Use FASLOCK XL for all other larger tray sizes

### Cablofil Tray Additional Accessories

#### CABLOFIL

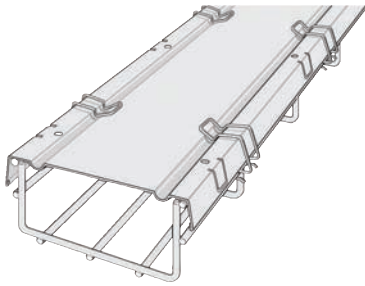
#### FAS ROLLER



Use FAS Roller to eliminate the labor involved in pulling cable. Easy-open gate allows full access to FAS Roller. Unique 4-roller design prevents cable snagging. Bi-color rollers show roller turn, which prevents burning the cable while being pulled. Multi-fix poly swivel base attaches directly to Cablofil cable tray without tools. FAS Roller can also be attached with bolts or handy clamp provided in kit. Use FAS Roller as a permanent part of a tray installation in horizontal and vertical pathways or access floors.

Anixter No.	Vendor No.	Description
213743	FASROLLER	6/pk., includes carrying case
375994	FASROLLER HD	Sold individually

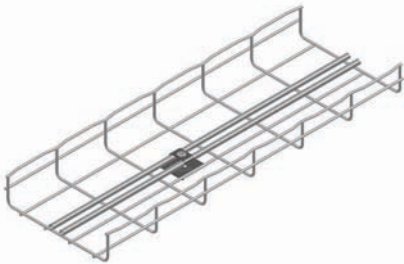
CABLOFIL CABLE TRAY COVERS



Cover eliminates dirt and dust build-up on cable. Built-in tabs attach cover to tray without bolts. Field-fabricate the cover to fit changes in levels. Three piece cover kits are 10 ft. in length. Cablofil cover clips (CLIPF02) as illustrated are sold separately.

Anixter No.	Vendor No.	Description
220355	CVN50PG	2 in. W cover
220346	CVN150PG	6 in. W cover
220351	CVN300PG	12 in. W cover


YCKIT YOKE CLAMP KIT



Secures tubing to Cablofil tray to resist vibration in industrial applications. Accommodates up to 1/2 in. diameter tubing. Each kit includes: YC Yoke clamp (one), CE40 washer (one) and EZBN 1/4 bolt/nut (one).

Anixter No.	Vendor No.	Description
400160	YC214KIT	Accommodates two 1/4 in. diameter tubes
400161	YC238KIT	Accommodates two 3/8 in. diameter tubes
400162	YC212KIT	Accommodates two 1/2 in. diameter tubes
400163	YC414KIT	Accommodates four 1/4 in. diameter tubes
400164	YC438KIT	Accommodates four 3/8 in. diameter tubes

DO WATERFALL DROPOUT



Smooth solid construction provides protection for cables entering or exiting the cable pathway. Can be used to as a transition to other cable types. All attachment hardware is included. Upright flange support holes where required.

Anixter No. Vendor No.

Anixter No.	Vendor No.	Description
400167	D054/150	Drop out portion accommodates 2 in. D x 6 in. W wire mesh cable tray
400171	D054/300	Drop out portion accommodates 2 in. D x 12 in. W wire mesh cable tray
400173	D0105/150	Drop out portion accommodates 4 in. D x 6 in. W wire mesh cable tray
400174	D0105/300	Drop out portion accommodates 4 in. D x 12 in. W wire mesh cable tray

FASTRUT CONNECTOR



This connector will attach any size wire cable tray to channel framing without any bolts, nuts or tools. Simply place the FASTRUT connector in position and snap in place with your thumb. FASTRUT is great for those hard-to-reach areas and tight spots and reducing installation time.

Anixter No. Vendor No.

Anixter No.	Vendor No.	Description
281408	FS41DC	FASTRUT connector 50/pk.

ADDITIONAL ACCESSORIES

Anixter No. Vendor No.

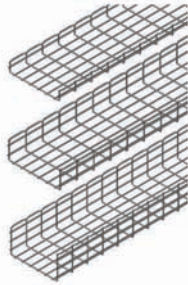
Anixter No.	Vendor No.	Description
197644	COUPFIL	Bolt cutter
220320	COT54PG	2 in. divider strip
265795	COT105PG	4 in. divider strip
220318	COT150PG	6 in. divider strip
198642	DROPOUTPG	Cable dropout
215963	CABLEXIT100PG	Cable exit
198646	EZ JB5/16EZ	J-bolt
324078	GNDSB	Split bolt grounding lug, accommodates gauges AWG 4 -14 grounding wires
372544	GNDCL	Grounding lug, accommodates gauges AWG 2/0 to 6 grounding wires
332194	CCLMP52EZ	Cable clamp 1.55 in. - 2.05 in.

## Wire Basket Cable Runway

# Chatsworth Products, Inc. (CPI)

### OnTrac Wire Mesh Cable Tray System

CHATSWORTH PRODUCTS INC (CPI)



CPI's OnTrac Wire Mesh Cable Tray System creates point-to-point pathways for network cabling in data centers, network equipment rooms and office spaces. The OnTrac Wire Mesh Cable Tray System can be cut and formed into smooth turns and transitions easily adapting to most locations. The tray provides excellent load bearing capability and protection for cables, can be used in plenum spaces and is UL Classified for suitability as an equipment grounding conductor. Choose from various supports to attach the tray to the ceiling, wall or under access floors. A variety of cable management accessories are also offered to protect and guide cables along the pathway.

#### FEATURES

- Constructed from 5 mm and 6 mm diameter steel wire that is welded into a 2 in. x 4 in. rectangular grid pattern
- Available in standard 10 ft. lengths and multiple widths and depths
- Cut and bend to form smooth curved transitions around obstacles
- UL Classified for suitability as an equipment grounding conductor only. UL File E138966
- Zinc electroplate finish listed below; also available in pre-galvanized or painted with powder coat paint
- Side walls are 2 in., 4 in. and 6 in. high to support different cable fill capacities
- Complete line of accessories available

Anixter No.	Vendor No.	Description
400260	34811-504	2 in. H x 4 in. W x 10 ft. L
400261	34811-506	2 in. H x 6 in. W x 10 ft. L
400262	34811-508	2 in. H x 8 in. W x 10 ft. L
400263	34811-512	2 in. H x 12 in. W x 10 ft. L
400264	34811-516	2 in. H x 16 in. W x 10 ft. L
400265	34811-518	2 in. H x 18 in. W x 10 ft. L
400266	34811-520	2 in. H x 20 in. W x 10 ft. L
400267	34811-524	2 in. H x 24 in. W x 10 ft. L
400268	34821-504	4 in. H x 4 in. W x 10 ft. L
400269	34821-506	4 in. H x 6 in. W x 10 ft. L
400270	34821-508	4 in. H x 8 in. W x 10 ft. L
400271	34821-512	4 in. H x 12 in. W x 10 ft. L
400272	34821-516	4 in. H x 16 in. W x 10 ft. L
400273	34821-518	4 in. H x 18 in. W x 10 ft. L
400274	34821-520	4 in. H x 20 in. W x 10 ft. L
400275	34821-524	4 in. H x 24 in. W x 10 ft. L
400276	34831-508	6 in. H x 8 in. W x 10 ft. L
400277	34831-512	6 in. H x 12 in. W x 10 ft. L
400278	34831-516	6 in. H x 16 in. W x 10 ft. L
400279	34831-518	6 in. H x 18 in. W x 10 ft. L


Anixter No.	Vendor No.	Description
400280	34831-520	6 in. H x 20 in. W x 10 ft. L
400281	34831-524	6 in. H x 24 in. W x 10 ft. L

Also available in pre-galvanized or black powder coat paint finish. Contact your local sales representative for ordering information.

### OnTrac Splice Options

CHATSWORTH PRODUCTS INC (CPI)

#### STANDARD SPLICE KIT



Use to connect sections of wire mesh cable tray together end-to-end, at intersections and turns. Each splice kit includes three components: a stamped washer with a 1/4-20 x 3/4 in. L fixed screw, a contoured splice washer and a 1/4-20 flange nut. Finish: zinc plate

Anixter No.	Vendor No.	Description
400282	34738-501	Standard Splice Kit, pack of 50

#### SPLICE BAR



Use with splices from the Standard Splice Kit to create a more secure end-to-end connection between wire mesh cable tray sections. Attaches to the side of the tray using three splice washers from the Splice Washer & Bolt Kit. Recommended for all trays that are 18 in. W or wider. Manufactured from steel. Dimensions: 125 in. W x .75 in. H x 10.8 in. L. Finish: zinc plate

Anixter No.	Vendor No.	Description
400283	34739-501	Splice Bar, pack of 50

#### SPLICE WASHER & BOLT KIT




Use with Splice Bar to connect wire mesh trays together end-to-end, secure tray to ceiling, wall and access floor supports or attach accessories to wire mesh cable tray. Includes contoured splice washers, 1/4-20 x 3/4 in. L carriage bolts and a 1/4-20 flange nuts. Finish: zinc plate

Anixter No.	Vendor No.	Description
400284	34728-501	Splice Washer & Bolt Kit, pack of 50

## Chatsworth Products, Inc. (CPI)


## CLAMP WASHER



Use to securely fasten two layers of wire mesh when connecting trays at 90° bends or intersections. Attaches to the tray using a 1/4-20 x 3/4 in. L carriage bolt and flange nut from the Carriage Bolt Hardware Kit. Finish: zinc plate

Anixter No.	Vendor No.	Description
400285	34746-501	Clamp Washer, pack of 25

## CARRIAGE BOLT HARDWARE KIT



Use with Clamp Washer to connect wire mesh trays together. Includes 1/4-20 x 3/4 in. L carriage bolts and 1/4-20 flange nut. Finish: zinc plate

Anixter No.	Vendor No.	Description
400286	34728-502	Carriage Bolt Hardware Kit, pack of 50

## 90 DEGREE SPLICE BAR KIT



Use to create a secure 90° T- or L-shaped intersection between two wire mesh cable tray sections. Kit includes all hardware needed to make one 90° T-shaped or two L-shaped intersections (two 90° Splice Bars, eight contoured splice washers, four Clamp Washers and ten 1/4-20 x 3/4 in. L carriage bolts and 1/4-20 flange nuts). Manufactured from steel. Dimensions: 125 in. W x .75 in. H x 8.38 in. L. Zinc electroplate finish; hardware is zinc plated

Anixter No.	Vendor No.	Description
400287	34740-501	90 Degree Splice Bar Kit

Also available in black powder coat paint finish.  
Contact your local sales representative for ordering information.

## OnTrac Wire Mesh Cable Tray System Supports

CHATSWORTH PRODUCTS INC (CPI)

OnTrac can be supported from the floor, ceiling, wall or the tops of racks and cabinets. Several styles of supports are available.

## L SUPPORT BRACKET KIT



Use to support a wire mesh cable tray pathway along a wall or under a floor. Installation requires two 3/8 in. lag bolts and two flat washers for plywood backer boards or two 1/4 in. hex cap bolts, two flat washers and two appropriate anchors for concrete walls (ordered separately). Use the 16 in. W or smaller version to support cable tray from an access floor pedestal; attach to the pedestal with a single Pedestal Clamp Bracket Kit. Tray attaches to the L Support Bracket with two splice washers from the Splice Washer & Bolt Kit or use the fold-over tab at the end of the bracket to secure the tray. Manufactured from steel. Dimensions: 2.4 in. W x 6 in. H. Finish: zinc plate

Anixter No.	Vendor No.	Description
400288	34734-504	For 4 in. wide tray
400289	34734-508	For 8 in. wide tray
400290	34734-512	For 12 in. wide tray
400291	34734-516	For 16 in. wide tray
400292	34734-520	For 20 in. wide tray
400293	34734-524	For 24 in. wide tray

## TRAPEZE SUPPORT BRACKET



Use to support wire mesh cable tray from the ceiling using a pair of threaded rods. Installation requires a pair of 5/8 in., 1/2 in., 3/8 in. or 1/4 in. threaded rods, four hex nuts, two or four flat washers, two split lock washers and two appropriate anchors/ceiling clamps (order separately). Tray attaches to the Trapeze Support Bracket with two splice washers from the Splice Washer & Bolt Kit. Manufactured from steel. Dimensions: 2.4 in. W x 0.5 in. H. Finish: zinc plate

Anixter No.	Vendor No.	Description
400294	34730-512	For 12 in. wide tray
400295	34730-516	For 16 in. wide tray
400296	34730-520	For 20 in. wide tray
400297	34730-524	For 24 in. wide tray


Continued on next page >>

## Wire Basket Cable Runway

# Chatsworth Products, Inc. (CPI)

(continued) OnTrac Wire Mesh Cable Tray System Supports


### CENTER SUPPORT BRACKET



Use to support wire mesh cable tray from the ceiling with a single 5/8 in. threaded rod. Tray attaches to the Center Support Bracket with two splice washers from the Splice Washer & Bolt Kit or use fold-over tabs to secure the tray on all sizes except the 4 in. W version. Manufactured from steel. Dimensions: 2.4 in. W x 7.5 in. H. Finish: zinc plate

Anixter No.	Vendor No.	Description
400298	34729-504	For 4 in. wide tray
400299	34729-508	For 8 in. wide tray
400300	34729-512	For 12 in. wide tray
400301	34729-516	For 16 in. wide tray
400302	34729-520	For 20 in. wide tray
400303	34729-524	For 24 in. wide tray


### TRIANGLE SUPPORT BRACKET



Use to support a wire mesh cable tray pathway along a wall. Installation requires two 3/8 in. lag bolts and two flat washers for plywood backer boards or two 1/4 in. hex cap bolts, two flat washers and two appropriate anchors for concrete walls (ordered separately). Tray attaches to the Triangle Support Bracket with two splice washers from the Splice Washer & Bolt Kit or use the fold-over tab at the end of the bracket to secure the tray. Manufactured from steel. Dimensions: 1.6 in. W. Finish: zinc plate

Anixter No.	Vendor No.	Description
400304	34733-504	For 4 in. wide tray
400305	34733-508	For 8 in. wide tray
400306	34733-512	For 12 in. wide tray
400307	34733-516	For 16 in. wide tray
400308	34733-520	For 20 in. wide tray
400309	34733-524	For 24 in. wide tray

### WALL-MOUNT ANGLE



Use to support the end of wire mesh cable tray against the wall. Installation requires two 1/4 in. lag bolts and two flat washers for plywood backer boards or two 1/4 in. hex cap bolts, two flat washers and two appropriate anchors for concrete walls

(ordered separately). Tray attaches to the Wall-Mount Angle with two splice washers from the Splice Washer & Bolt Kit. Manufactured from steel. Dimensions: 2.0 in. H x 1.25 in. D. Finish: zinc plate

Anixter No.	Vendor No.	Description
400310	34735-504	For 4 in. wide tray
400311	34735-508	For 8 in. wide tray
400312	34735-512	For 12 in. wide tray
400313	34735-516	For 16 in. wide tray
400314	34735-520	For 20 in. wide tray
400315	34735-524	For 24 in. wide tray


### EDGE HANGER



Use in pairs to support wire mesh cable tray from the ceiling using threaded rod. Installation requires a single 3/8 in. or 1/4 in. threaded rod, two hex nuts, one or two flat washers, one split lock washer and an appropriate anchor/ceiling clamp (ordered separately). The side of the tray is supported in the two J-shaped hooks at the bottom of the hanger; use pliers to close hooks and secure tray once cable has been loaded. Use in pairs to support a single cable tray. Manufactured from steel. Dimensions: 1.5 in. W x 2.9 in. H x 1.2 in. D. Finish: zinc plated

Anixter No.	Vendor No.	Description
400316	34731-501	Edge Hanger, pack of 50

### PEDESTAL CLAMP BRACKET



Use with the L Support Bracket to support wire mesh cable tray from access floor pedestals under an access floor. Use one Pedestal Clamp Bracket Kit to attach a 16 in. or smaller L Support Bracket to an access floor pedestal; floor height must be at least 12 in. Pedestal Clamp Bracket Kit attaches to 1 in. to 2 in. round and square pedestals (1-1/2 in. max when diagonally oriented on square pedestals); includes a 3/8-16 x 4.9 in. L V-Bolt and installation hardware. Manufactured from steel. Dimensions: 4.8 in. W x 2.0 in. H x 1.0 in. D. Finish: zinc plated (V-bolt and installation hardware has a zinc finish)

Anixter No.	Vendor No.	Description
400317	34737-501	Pedestal Clamp Bracket

# Chatsworth Products, Inc. (CPI)


## PEDESTAL CLAMP SUPPORT KIT



Use to support wire mesh cable tray from adjacent access floor pedestals. Kit includes two Pedestal Clamp Brackets, a 21.5 in. W tray support bracket, and 1/4 in. installation hardware. Tray attaches to the tray support bracket with two splice washers from the Splice Washer & Bolt Kit. Can be used to support multiple trays of varying widths with a combined width up to 20 in. W. Tray support bracket is manufactured from steel. Dimensions: 2.4 in. W x 0.5 in. H x 21.5 in. L. Finish: zinc plate (V-bolt and installation hardware has a zinc finish)

Anixter No.	Vendor No.	Description
400318	34737-502	Pedestal Clamp Support Kit

## UNDER FLOOR SUPPORT



Use to support wire mesh cable tray from the floor under an access floor. Attaches to the floor with 1/4 in. hardware or adhesive. Tray attaches to the Under Floor Support with a splice washer from the Splice Washer & Bolt Kit. Under Floor Supports can be used in pairs to support wider Trays. Manufactured from steel. Finish: zinc plate

Anixter No.	Vendor No.	Description
400319	34736-543	3 in. H x 4 in. W x 7 in. D
400320	34736-546	6 in. H x 4 in. W x 8.6 in. D
400321	34736-583	3 in. H x 8 in. W x 7 in. D
400322	34736-586	6 in. H x 8 in. W x 8.6 in. D
400323	34736-589	9 in. H x 8 in. W x 10.2 in. D

## RACK-MOUNT HOOK



Use to attach wire mesh cable tray to the top of a two-post or four-post CPI Rack System. Includes a Clamp Washer with a hook that attaches to the L-shaped top angle on CPI Rack Systems. Attach tray to the top of the rack in the parallel (side-to-side) or perpendicular (front-to-back) orientation; parallel alignment may not be centered over the rack. Hook is manufactured from steel. Dimensions: 1 in. W x 1.3 in. H x 1.5 in. D. Finish: black powder coat paint

Anixter No.	Vendor No.	Description
400324	34732-701	Rack-Mount Hook, pack of four


Also available in black powder coat paint finish.  
Contact your local sales representative for ordering information.

## OnTrac Wire Mesh Cable Tray Accessories

### CHATSWORTH PRODUCTS INC (CPI)

Several cable management accessories are available for OnTrac. Use radius drops to support cables as they exit and enter the cable pathway and covers to protect cables. The pathway can be divided to separate cables by type or zone and labeled for easy identification. Attach a ground wire to bond trays together and junction boxes to locate network or power connections along the side of the tray.

### CABLE TRAY BOTTOM INSERT



Use to cover the bottom of a section of wire mesh cable tray to protect or hide cables

Anixter No.	Vendor No.	Description
400325	34745-504	For 4 in. wide tray
400326	34745-506	For 6 in. wide tray
400327	34745-508	For 8 in. wide tray
400328	34745-512	For 12 in. wide tray
400329	34745-516	For 16 in. wide tray
400330	34745-518	For 18 in. wide tray
400331	34745-520	For 20 in. wide tray
400332	34745-524	For 24 in. wide tray


### CABLE TRAY DIVIDER



Use to divide the internal area of a section of wire mesh cable tray to organize cables by type or zone

Anixter No.	Vendor No.	Description
400333	34743-502	For 2 in. H tray
400334	34743-504	For 4 in. H tray
400335	34743-506	For 6 in. H tray

### CABLE TRAY COVERS



Use to cover the top of a section of wire mesh cable tray to protect or hide cables

Anixter No.	Vendor No.	Description
400336	34744-504	For 4 in. wide tray
400337	34744-506	For 6 in. wide tray
400338	34744-508	For 8 in. wide tray
400339	34744-512	For 12 in. wide tray
400340	34744-516	For 16 in. wide tray
400341	34744-518	For 18 in. wide tray

Continued on next page >>


Wire Basket Cable Runway

Chatsworth Products, Inc. (CPI)

(continued) OnTrac Wire Mesh Cable Tray Accessories

Anixter No.	Vendor No.	Description
400342	34744-520	For 20 in. wide tray
400343	34744-524	For 24 in. wide tray


HORIZONTAL BEND RADIUS



Use to connect Cable Tray Dividers at intersections between two tray sections, soften the inside radius of a sharp 90° bend or to create a protective barrier on an outside radius

Anixter No.	Vendor No.	Description
400344	34742-502	For 2 in. H tray
400345	34742-504	For 4 in. H tray
400346	34742-506	For 6 in. H tray

TOOL-LESS RADIUS DROP



Use to properly support cables as they exit or enter cable tray pathways. Provides a wide radius featuring tool-less attachment that requires no cutting of the tray during installation

Anixter No.	Vendor No.	Description
400347	34741-501	Tool-Less Radius Drop

LARGE RADIUS DROP



Use to properly support cables as the cables exit or enter cable tray pathway

Anixter No.	Vendor No.	Description
400348	34747-501	Large Radius Drop

SPLIT BOLT GROUNDING CLAMP



Use to attach a ground conductor to wire mesh cable tray

Anixter No.	Vendor No.	Description
400349	34838-001	Split Bolt Grounding Clamp, pack of 10

POWER BOX BRACKET



Use to attach a two-gang duplex junction box or other items to the side of wire mesh cable tray, attach cable tray to the floor or to attach 4 in. W cable tray to the wall

Anixter No.	Vendor No.	Description
400350	34748-501	Power Box Bracket

LABEL HOLDER



Use to label a section of wire mesh cable tray to identify the pathway or a drop location

Anixter No.	Vendor No.	Description
400351	34749-001	Label Holder, pack of 10

CABLE TRAY INSTALLATION TOOLS

Cutting tools cut wire mesh cable tray to fit and form pieces to match pathway requirements. Cable Roller and Bracket provide strain relief when pulling cables around corners

Anixter No.	Vendor No.	Description
400352	34839-001	Bolt cutter style cable tray cutting tool
303624	13367-001	Wire shear



## Cooper B-Line

## FLEXTRAY Introduction

## COOPER B-LINE

FLEXTRAY is now part of Cooper B-Line, the market leader in innovative, labor-saving solutions in cable management for datacom, industrial, control, security and electrical applications.

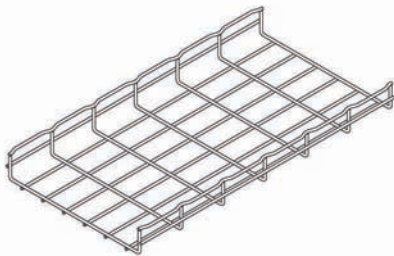
Only FLEXTRAY offers 100 percent U.S. manufactured tray sizes up to 32 in. wide. Tray finishes include electroplated zinc galvanized, pre-galvanized zinc, black powder coat, hot-dip galvanized, stainless steel or a custom powder coat.

FLEXTRAY wire mesh cable tray can be formed into nearly any configuration by simply cutting the wires and bending into your preferred radius. Only FLEXTRAY offers the CleanShear and AirShear cutting tools. These cutting tools leave a blunt, flush and safe edge for applications where the tray is cut in the field.

Another FLEXTRAY innovation is their UL Classifications. FLEXTRAY offers UL and CSA classification on over 33 different sizes of tray. Because FLEXTRAY uses a larger-gauge wire, it meets the cross-sectional area requirements of UL and CSA. FLEXTRAY can be used as an equipment ground conductor, without having to go back and add a secondary ground wire.

## FLEXTRAY Straight Sections

## COOPER B-LINE



FLEXTRAY offers patented solutions that allow the user/installer to quickly and efficiently install FLEXTRAY products in a variety of environments. FLEXTRAY is well suited for a variety of cabling installations including overhead, wall, closet and underfloor.

## FEATURES

- Largest range of sizes available
- Depths of 1.5 in. to 8 in. and widths up to 32 in.
- 33 classified trays that meet UL and CSA grounding requirements
- Made in the USA
- "T" welded safety edge on every size and configuration that protects both cable and installer while loading tray
- CleanShear and AirShear cutting tool provide smooth edges protecting your cable investment

## ELECTROPLATED ZINC GALVANIZED FINISH

This surface treatment is suitable for most indoor applications and may be used outdoors in mild environments only.

Anixter No.	Vendor No.	Description
174340	FT2X2X10	10 ft. L x 2 in. W x 2 in. D
174336	FT2X4X10	10 ft. L x 4 in. W x 2 in. D
171085	FT2X6X10	10 ft. L x 6 in. W x 2 in. D
174337	FT2X8X10	10 ft. L x 8 in. W x 2 in. D
171083	FT2X12X10	10 ft. L x 12 in. W x 2 in. D

Anixter No.	Vendor No.	Description
203934	FT2X18X10	10 ft. L x 18 in. W x 2 in. D
174342	FT2X20X10	10 ft. L x 20 in. W x 2 in. D
203935	FT2X24X10	10 ft. L x 24 in. W x 2 in. D
221310	FT4X4X10	10 ft. L x 4 in. W x 4 in. D
288203	FT4X6X10	10 ft. L x 6 in. W x 4 in. D
203936	FT4X8X10	10 ft. L x 8 in. W x 4 in. D
203937	FT4X12X10	10 ft. L x 12 in. W x 4 in. D
203938	FT4X16X10	10 ft. L x 16 in. W x 4 in. D
203939	FT4X18X10	10 ft. L x 18 in. W x 4 in. D
203940	FT4X20X10	10 ft. L x 20 in. W x 4 in. D
203941	FT4X24X10	10 ft. L x 24 in. W x 4 in. D
248829	FT4X30X10	10 ft. L x 30 in. W x 4 in. D
248831	FT6X8X10	10 ft. L x 8 in. W x 6 in. D
248833	FT6X12X10	10 ft. L x 12 in. W x 6 in. D
248835	FT6X16X10	10 ft. L x 16 in. W x 6 in. D
248837	FT6X18X10	10 ft. L x 18 in. W x 6 in. D
224055	FT6X20X10	10 ft. L x 20 in. W x 6 in. D
248838	FT6X24X10	10 ft. L x 24 in. W x 6 in. D

## BLACK POWDER COAT FINISH

This finish is compliant with NFPA 90A, (plenum-rated), and ASTM B117 for salt spray testing.

Anixter No.	Vendor No.	Description
203942	FT2X2X10 BLE	10 ft. L x 2 in. W x 2 in. D
203943	FT2X4X10 BLE	10 ft. L x 4 in. W x 2 in. D
203944	FT2X6X10 BLE	10 ft. L x 6 in. W x 2 in. D
203945	FT2X8X10 BLE	10 ft. L x 8 in. W x 2 in. D
203946	FT2X12X10 BLE	10 ft. L x 12 in. W x 2 in. D
203947	FT2X16X10 BLE	10 ft. L x 16 in. W x 2 in. D
206618	FT2X18X10 BLE	10 ft. L x 18 in. W x 2 in. D
203948	FT2X20X10 BLE	10 ft. L x 20 in. W x 2 in. D
206619	FT2X24X10 BLE	10 ft. L x 24 in. W x 2 in. D
221311	FT4X4X10 BLE	10 ft. L x 4 in. W x 4 in. D
331610	FT4X6X10 BLE	10 ft. L x 6 in. W x 4 in. D
206620	FT4X8X10 BLE	10 ft. L x 8 in. W x 4 in. D
206621	FT4X12X10 BLE	10 ft. L x 12 in. W x 4 in. D
206622	FT4X16X10 BLE	10 ft. L x 16 in. W x 4 in. D
206623	FT4X18X10 BLE	10 ft. L x 18 in. W x 4 in. D
206624	FT4X20X10 BLE	10 ft. L x 20 in. W x 4 in. D
206625	FT4X24X10 BLE	10 ft. L x 24 in. W x 4 in. D
248839	FT6X8X10BLE	10 ft. L x 8 in. W x 6 in. D
248840	FT6X12X10BLE	10 ft. L x 12 in. W x 6 in. D
248841	FT6X16X10BLE	10 ft. L x 16 in. W x 6 in. D
248843	FT6X18X10BLE	10 ft. L x 18 in. W x 6 in. D
248844	FT6X20X10BLE	10 ft. L x 20 in. W x 6 in. D
248845	FT6X24X10BLE	10 ft. L x 24 in. W x 6 in. D

Other painted colors also available. Consult us for information.

## Wire Basket Cable Runway

# Cooper B-Line

### FLEXTRAY Ceiling Support Methods

COOPER B-LINE



FLEXTRAY offers multiple ceiling support solutions that allow the installer to load cable from the side. Side loading eliminates pulling that can damage cables and makes installations faster and more flexible for future changes.

#### ELECTROPLATED ZINC GALVANIZED FINISH

Anixter No.	Vendor No.	Description
174368	2 IN CTR SUPT	Center support hanger for FT2X2X10
171091	TRAPEZE SUPT 2	Trapeze support clip
174370	CTR HUNG CLP	Center-hung trapeze clip
333315	WB46H	Flip Clip trapeze hanger
415490	FTB06CT	Center/Trapeze hanger for 6 in. tray
415679	FTB08CT	Center/Trapeze hanger for 8 in. tray
405493	FTB12CT	Center/Trapeze hanger for 12 in. tray
415680	FTB16CT	Center/Trapeze hanger for 16 in. tray
415681	FTB20CT	Center/Trapeze hanger for 20 in. tray
413660	FTB24CT	Center/Trapeze hanger for 24 in. tray

#### BLACK POWDER COAT FINISH

Anixter No.	Vendor No.	Description
206656	2 IN CTR SUPT BLE	Center hanger for 2 in. width
206633	TRAPEZE SUPT BLE	Trapeze support clip
206634	CTR HUNG CLP BLE	Center-hung trapeze clip
425038	WB46HFB	Flip Clip trapeze hanger
425039	FTB06CTFB	Center/Trapeze hanger for 6 in. tray
425041	FTB08CTFB	Center/Trapeze hanger for 8 in. tray
425042	FTB12CTFB	Center/Trapeze hanger for 12 in. tray
425043	FTB16CTFB	Center/Trapeze hanger for 16 in. tray
425044	FTB20CTFB	Center/Trapeze hanger for 20 in. tray
425045	FTB24CTFB	Center/Trapeze hanger for 24 in. tray

### FLEXTRAY Wall Support Methods

COOPER B-LINE



FLEXTRAY offers seven wall support products.

#### ELECTROPLATED ZINC GALVANIZED FINISH

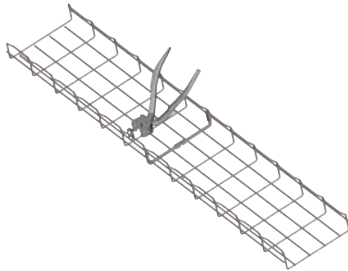
Anixter No.	Vendor No.	Description
217073	4 L BRKT	L-wall bracket for 4 in. width
217074	8 L BRKT	L-wall bracket for 8 in. width
217075	12 L BRKT	L-wall bracket for 12 in. width
217041	16 L BRKT	L-wall bracket for 16 in. width
217076	20 L BRKT	L-wall bracket for 20 in. width
217077	24 L BRKT	L-wall bracket for 24 in. width
221349	4 C BRKT	Wall/ceiling bracket, 4 in. width
217047	8 C BRKT	Wall/ceiling bracket, 8 in. width
217048	12 C BRKT	Wall/ceiling bracket, 12 in. width
174353	Z BRKT	Vertical/floor bracket
392434	FTB6CSGLV	Heavy-duty wall bracket for 4 in. and 6 in. tray
392435	FTB8CSGLV	Heavy-duty wall bracket for 8 in. tray
392436	FTB12CSGLV	Heavy-duty wall bracket for 12 in. tray
392437	FTB16CSGLV	Heavy-duty wall bracket for 16 in. tray
392438	FTB18CSGLV	Heavy-duty wall bracket for 18 in. tray
392439	FTB20CSGLV	Heavy-duty wall bracket for 20 in. tray
392440	FTB24CSGLV	Heavy-duty wall bracket for 24 in. tray

#### BLACK POWDER COAT FINISH

Anixter No.	Vendor No.	Description
217034	4 L BRKT BLE	L-wall bracket for 4 in. width
217036	8 L BRKT BLE	L-wall bracket for 6 in. and 8 in. width
217038	12LBRKT BLE	L-wall bracket for 12 in. width
217040	16 L BRKT BLE	L-wall bracket for 16 in. width
217042	20 L BRKT BLE	L-wall bracket for 18 in. and 20 in. width
217045	24 L BRKT BLE	L-wall bracket for 24 in. width
331777	4 C BRKT BLE	Wall/ceiling bracket, 4 in. width
331778	8 C BRKT BLE	Wall/ceiling bracket, 8 in. width
206645	12 C BRKT BLE	Wall/ceiling bracket, 12 in. width
206654	Z BRKT BLE	Vertical floor bracket

## FLEXTRAY Splice Options

COOPER B-LINE



FLEXTRAY offers a wide variety of splice options that make your installation fast and economical. The FLEXMATE SYSTEM is the fastest and most cost-effective splice option available and is recommended for tray widths up to 12 in. wide.

FLEXMATE SYSTEM is UL and CSA Certified.

## ELECTROPLATED ZINC GALVANIZED FINISH

A wide variety of splice options enables you to connect FLEXTRAY quickly and economically.

Anixter No.	Vendor No.	Description
214856	WASHER SPL KIT	Washer splice kit, top and bottom
213141	FLEXMATE2	Crimp splice clips
213144	FLEXMATE TOOL	FLEXMATE crimping tool
390233	FTSTLCZN	Tab-loc splice
174365	SPLICE BAR	Splice bar
290687	90 DEGREE KIT	90° splice bar and hardware

## BLACK POWDER COAT FINISH

Anixter No.	Vendor No.	Description
221305	WASHERSPLKITBLE	Washer splice kit, top and bottom
213145	FLEXMATE2 BLE	Crimp splice clips
206627	SPLICE BAR BLE	Splice bar

## FLEXTRAY Accessories

COOPER B-LINE



FLEXTRAY offers a variety of accessories for your installation including inserts, dividers and covers for cable protection and the patented CLEANSHEAR.

## FEATURES

- Solid bottom inserts
- Covers
- Ceiling anchors

- Divider strips
- Support accessories

## ELECTROPLATED ZINC GALVANIZED FINISH

Anixter No.	Vendor No.	Description
211959	CLEANSHEAR	CLEANSHEAR cutting tool
221355	CLEANSHEAR BEND	Cutting tool with bender
216884	GROUND BOLT	Ground bolt terminal
203930	GROUND SUPT GL	Ground wire support hooks
400183	FTA050CC	1/2 in. conduit fitting
400184	FTA075CC	3/4 in. conduit fitting
400185	FTA100CC	1 in. conduit fitting
400186	FTA125CC	1 1/4 in. conduit fitting
289418	DROP OUT	8 in. drop out fitting
290692	CABLE ROLLER	Cable roller
171096	2" DIVIDER	2 in. H x 118 in. L divider
174349	ATTACHMENT CLIP	Wall/hanger for 2 in. width
174350	SUPT WASHER	Support washer
206657	ATTACHMTCLPBLE	Attachment clip
248013	4 IN DIVIDER	4 in. H x 118 in. L divider
248029	12 IN COVER	12 in. W x 118 in. L cover
248046	16 IN COVER	16 in. W x 118 in. L cover
248063	18 IN COVER	18 in. W x 118 in. L cover
248064	2 IN COVER	2 in. W x 118 in. L cover
248071	24 IN COVER	24 in. W x 118 in. L cover
248074	4 IN COVER	4 in. W x 118 in. L cover
248088	6 IN COVER	6 in. W x 118 in. L cover
248094	INSERT 16X118	16 in. W x 118 in. L solid insert
248095	INSERT 18X118	18 in. W x 118 in. L solid insert
248096	INSERT 2X118	2 in. W x 118 in. L solid insert
248097	INSERT 20X118	20 in. W x 118 in. L solid insert
248098	INSERT 24X118	24 in. W x 118 in. L solid insert
248099	INSERT 4X118	4 in. W x 118 in. L solid insert
248100	INSERT 6X118	6 in. W x 118 in. L solid insert
248101	INSERT 8X118	8 in. W x 118 in. L solid insert
248860	RACK CLAMP BLE	Clamp for equipment racks
289420	DROP OUT BLE	8 in. drop out fitting
311890	6 IN DIVIDER	6 in. H x 118 in. L divider
311921	8 IN COVER	8 in. W x 118 in. L cover

## BLACK POWDER COAT FINISH


Anixter No.	Vendor No.	Description
206657	ATTACHMTCLPBLE	Attachment clip
248860	RACK CLAMP BLE	Clamp for equipment racks
289420	DROP OUT BLE	8 in. drop out fitting
221356	TOOLLESS CLIP	Plastic hold down clip
206631	SUPT WASHER BLE	Support washers

Wire Basket Cable Runway

# Cooper B-Line

**FLEXTRAY Underfloor Support Methods**

COOPER B-LINE




**ELECTROPLATED ZINC GALVANIZED FINISH**

Anixter No.	Vendor No.	Description
248858	PEDESTAL CLAMP	Attachment clamp for raised floor support
248859	PEDESTAL KIT	Clamp assembly kit for raised floor support
371428	WBU1203	Non-adjustable stand, 3 in. H x 12 in. W, requires hold down clips
371429	WBU1204	Non-adjustable stand, 4 in. H x 12 in. W, requires hold down clips
371431	WBU1206	Non-adjustable stand, 6 in. H x 12 in. W, requires hold down clips
371425	WBUHD	Basket clip for WBU-type floor stands

**F.A.S.T. System for Raised Floor Applications**

COOPER B-LINE



The F.A.S.T. System from Cooper B-Line is a foldable, adjustable, stackable, tool-less solution for raised floor applications. It is the only system on the market that can be installed independently of the raised floor and without tools! The system is designed to be simple to order, small to store and ship, and fast to install. The flexibility of the F.A.S.T. system makes it suitable for small jobs up to large data center installations.

**FEATURES**

- Best solution for data centers and deep floors - stands are available up to 31 in. in height and three or more tiers of cable management can be created
- Tool-less assembly of supports and connection of basket to supports
- Floor stands are independent of the raised floor, allowing the system to be installed before the raised floor
- Stands fold into small package for easy storage and shipping
- Stand and cantilever heights are adjustable, allowing the tray to be positioned directly underneath the access floor panels for easy cable access
- Adding tiers is simple by ordering additional stands to stack or a cantilever kit
- Cantilever tiers allow segregation of cables with access to all cables

- Stand legs are marked to indicate the height from the concrete floor to the top of the stand
- Choose the tray length that works best for your installation - 2 ft., 4 ft., or 10 ft.
- Stands can support tray at distances greater than 2 ft., unlike other solutions on the market
- Stands can be attached to the floor in one of three ways: adhesive pads, floor adhesive or bolts

**PRE-GALVANIZED ZINC TRAY**

Anixter No.	Vendor No.	Description
400242	FTU2X6X2	Tray section 2 ft. L x 6 in. W x 2 in. D
400243	FTU2X6X4	Tray section 4 ft. L x 6 in. W x 2 in. D
400244	FTU4X6X2	Tray section 2 ft. L x 6 in. W x 4 in. D
400245	FTU4X6X4	Tray section 4 ft. L x 6 in. W x 4 in. D
400246	FTU6X6X2	Tray section 2 ft. L x 6 in. W x 6 in. D
400247	FTU6X6X4	Tray section 4 ft. L x 6 in. W x 6 in. D
400248	FTU2X12X2	Tray section 2 ft. L x 12 in. W x 2 in. D
400249	FTU2X12X4	Tray section 4 ft. L x 12 in. W x 2 in. D
400250	FTU4X12X2	Tray section 2 ft. L x 12 in. W x 4 in. D
400251	FTU4X12X4	Tray section 4 ft. L x 12 in. W x 4 in. D
400252	FTU6X12X2	Tray section 2 ft. L x 12 in. W x 6 in. D
400253	FTU6X12X4	Tray section 4 ft. L x 12 in. W x 6 in. D
400254	FTU2X20X2	Tray section 2 ft. L x 20 in. W x 2 in. D
400255	FTU2X20X4	Tray section 4 ft. L x 20 in. W x 2 in. D
400256	FTU4X20X2	Tray section 2 ft. L x 20 in. W x 4 in. D
400257	FTU4X20X4	Tray section 4 ft. L x 20 in. W x 4 in. D
400258	FTU6X20X2	Tray section 2 ft. L x 20 in. W x 6 in. D
400259	FTU6X20X4	Tray section 4 ft. L x 20 in. W x 6 in. D
371458	WBUFLT	Fitting flat 2 ft. L x 20 in. W x 24 in. D

**STANDS**

Anixter No.	Vendor No.	Description
371412	WBU1216	Stand kit for 12 in. W wire basket, height adjustable from 10 in. to 16 in.
371413	WBU1224	Stand kit for 12 in. W wire basket, height adjustable from 18 in. to 24 in.
371414	WBU1231	Stand kit for 12 in. W wire basket, height adjustable from 25 in. to 31 in.
371415	WBU2016	Stand kit for 20 in. W wire basket, height adjustable from 10 in. to 16 in.
371416	WBU2024	Stand kit for 20 in. W wire basket, height adjustable from 18 in. to 24 in.
371417	WBU2031	Stand kit for 20 in. W wire basket, height adjustable from 25 in. to 31 in.
371428	WBU1203	Non-adjustable stand, 3 in. H x 12 in. W, requires hold down clips
371429	WBU1204	Non-adjustable stand, 4 in. H x 12 in. W, requires hold down clips
371430	WBU1205	Non-adjustable stand, 5 in. H x 12 in. W
371431	WBU1206	Non-adjustable stand, 6 in. H x 12 in. W, requires hold down clips

## CANTILEVER KITS AND COMPONENTS



Anixter No.	Vendor No.	Description
371418	WBUCK12	Cantilever kit, single tier with 12 in. bracket
371419	WBUCK812	Cantilever kit, double tier with 8 in. and 12 in. brackets
371420	WBUCB8	8 in. cantilever bracket for 6 in. W basket
371421	WBUCB12	12 in. cantilever bracket for up to 12 in. W basket
371422	WBUL16	Short vertical support
371423	WBUL24	Medium vertical support
371424	WBUL31	Tall vertical support

## ACCESSORIES



Anixter No.	Vendor No.	Description
371425	WBUHD	Basket clip for WBU-type floor stands
371426	WBUBPC	Pedestal clip for F.A.S.T. system
371427	WBUCF	Cantilever foot for F.A.S.T. system
371437	WBUF	Foot for F.A.S.T. system stand
371438	WBUTAPE	Tape for F.A.S.T. system stand
371439	WBUFA	Floor adhesive for F.A.S.T. system

## Surface Raceway

# PANDUIT

### PAN-WAY TG-70 Surface Raceway

PANDUIT



PAN-WAY TG-70 Surface Raceway is an aesthetically designed, multichannel system that allows you to route copper, fiber optic, and/or power cables together in one raceway. Electrical and communications devices can be mounted inside the raceway to provide a clean, attractive solution with maximum security.

#### FEATURES

- UL and CSA rated to 600 V
- Aesthetically pleasing design
- All fittings maintain a minimum 40 mm cable bend radius per TIA/EIA standards
- Large cable capacity
- Accepts NEMA standard 70 mm faceplates
- Pre-punched mounting holes
- Tamper resistant

#### TG-70 RACEWAY BASE AND COVER

Dimension: 5.32 in. x 2.68 in. Includes cover.

Anixter No.	Vendor No.	Description
249974	TG70E18	Electrical ivory, 8 ft.
230476	TG70IW8	Off white, 8 ft.
249976	TG70E10	Electrical ivory, 10 ft.
249975	TG70IW10	Off white, 10 ft.

#### T-70 REPLACEMENT RACEWAY COVER

Works with Type T-70/TG-70, and Twin-70 raceway.

Anixter No.	Vendor No.	Description
203260	T70CE18	Electrical ivory, 8 ft.
199902	T70CIW8	Off white, 8 ft.
203261	T70CE10	Electrical ivory, 10 ft.
203259	T70CIW10	Off white, 10 ft.

#### DIVIDER WALL

Snaps onto rails in base to create separate channels. Must use wire retainers to ensure channel separation per UL/CSA.

Anixter No.	Vendor No.	Description
230486	TGDW8	Gray, 8 ft.
250003	TGDW10	Gray, 10 ft.

#### BASE COUPLER

Includes two base coupler halves for joining sections. 10 per pack.

Anixter No.	Vendor No.	Description
230483	TG70BCIW-X	Off white
249985	TG70BCEI-X	Electrical ivory

#### COVER COUPLER

Joins covers sections together. 10 per pack.

Anixter No.	Vendor No.	Description
190378	T70CCEI-X	Electrical ivory
186700	T70CCIW-X	Off white

#### BACKFEED FITTING

Features breakouts to enter through the bottom of the fitting.

Anixter No.	Vendor No.	Description
268548	TGBFIW	Off white
268549	TGBFEI	Electric ivory

#### BACKFEED FITTING INSERT

Maintains bend radius control.

Anixter No.	Vendor No.	Description
268551	TGBFI	Gray

#### END CAP FITTING

Includes concentric breakouts for 1/2 in. and 1 in. conduit.

Anixter No.	Vendor No.	Description
249988	TGCEI	Electrical ivory
230485	TGECIW	Off white

#### INSIDE CORNER FITTING

Connects raceway at inside corners.

Anixter No.	Vendor No.	Description
249995	TGICEI	Electrical ivory
230478	TGICIW	Off white

#### OUTSIDE CORNER FITTING

Connects raceway at outside corners.

Anixter No.	Vendor No.	Description
249997	TGOCEI	Electrical ivory
249996	TGOCIW	Off white

#### RIGHT-ANGLE FITTING

Connects raceway flat junctions at right angles.

Anixter No.	Vendor No.	Description
249992	TGRAEI	Electrical ivory
249989	TGRAIW	Off white

#### TEE DIVIDER INSERT

Mounts inside TGT Tee fitting to maintain channel separation.

Anixter No.	Vendor No.	Description
250006	TGTD	Gray

#### TEE FITTING

Joins raceway at tee junctions.

Anixter No.	Vendor No.	Description
250001	TGTEI	Electrical ivory
230481	TGTIW	Off white

#### DEVICE MOUNTING BRACKET

Mounts NEMA-standard electrical receptacles in raceway. 10 per pack.

Anixter No.	Vendor No.	Description
186715	T70DB-X	Gray

#### THREE-SIDED HANGING BOX

For use when running both power and communications cabling in the same raceway. Separates power and communications cables when used with divider wall. 10 per pack.

Anixter No.	Vendor No.	Description
230487	TG70HB3-X	Gray

#### WIRE RETAINERS

Holds wires in place. 10 per pack.

Anixter No.	Vendor No.	Description
250004	TG70WR-X	Gray


#### TG-70 GFCI THREE-SIDED HANGING BOX

Accepts single-gang U.S. ground fault circuit interrupter (GFCI) standard electrical devices. Provides increased internal area for connections and excess wire. 10 per pack.

Anixter No.	Vendor No.	Description
268555	TG70HB3GFCI-X	Gray

## PAN-WAY T-70 Surface Raceway

### PANDUIT



PAN-WAY T-70 Surface Raceway is a multichannel system that allows you to route copper, fiber optic and/or power cabling in one raceway. Electrical and communications devices can be mounted inside the raceway to provide a clean, attractive solution with maximum security.

#### FEATURES

- UL and CSA rated to 600 V
- Aesthetically pleasing design
- All fittings maintain a minimum 1 in. cable bend radius per TIA/EIA standards
- Accepts NEMA standard 70 mm faceplates
- Tamper resistant
- Pre-punched mounting holes
- Transitions to T-45 and LD Profile Raceways

#### T-70 RACEWAY BASE

1.77 in. x 4.07 in.

Anixter No.	Vendor No.	Description
203256	T70BEI8	Electrical ivory, 8 ft.
199884	T70BIW8	Off white, 8 ft.
203257	T70BEI10	Electrical ivory, 10 ft.
203254	T70BIW10	Off white, 10 ft.

#### T-70 RACEWAY COVER

Tamper-resistant raceway cover for use with base.

Anixter No.	Vendor No.	Description
203260	T70CEI8	Electrical ivory, 8 ft.
199902	T70CIW8	Off white, 8 ft.

Anixter No.	Vendor No.	Description
203261	T70CEI10	Electrical ivory, 10 ft.
203259	T70CIW10	Off white, 10 ft.

#### DIVIDER WALL

Snaps onto rails in raceway base to create separate channels. Must use wire retainers to ensure channel separation per UL/CSA.

Anixter No.	Vendor No.	Description
199901	T70DW8	Gray, 8 ft.
204301	T70DW10	Gray, 10 ft.

#### COVER COUPLER FITTING

Joins two pieces of T-70 raceway covers together. 10 per pack.

Anixter No.	Vendor No.	Description
190378	T70CCEI-X	Electrical ivory
186700	T70CCIW-X	Off white

#### BASE COUPLER FITTING

Joins two pieces of T-70 raceway together. 10 per pack.

Anixter No.	Vendor No.	Description
190377	T70BCEI-X	Electrical ivory
186699	T70BCIW-X	Off white

#### RIGHT ANGLE FITTING

Connects flat injunctions at right angles.

Anixter No.	Vendor No.	Description
190380	T70RAEI	Electrical ivory
186672	T70RAIW	Off white

#### INSIDE CORNER FITTING

Connects raceway at inside corners.

Anixter No.	Vendor No.	Description
190379	T70ICEI	Electrical ivory
186665	T70ICIW	Off white

#### OUTSIDE CORNER FITTING

Connects raceway at outside corners.

Anixter No.	Vendor No.	Description
190381	T70OCEI	Electrical ivory
186670	T70OCIW	Off white

#### TEE FITTINGS

Joins sections of raceway at tee junctions.

Anixter No.	Vendor No.	Description
190767	T70TEI	Electrical ivory
186698	T70TIW	Off white

#### DIVIDER INSERTS

Separates power and data within tee fittings. Color is gray.

Anixter No.	Vendor No.	Description
310402	T70TD	Tee fitting divider

Continued on next page >>

## Surface Raceway

# PANDUIT

### (continued) PAN-WAY T-70 Surface Raceway

#### END CAP FITTING

Includes concentric breakouts for 1/2 in. conduit.

Anixter No.	Vendor No.	Description
190384	T70ECEI	Electrical ivory
186568	T70ECIW	Off white

#### ENTRANCE END FITTING

Knockouts for 1/2 in., 3/4 in., 1 in. and 1 1/4 in. conduit allow entry from ceiling or through wall.

Anixter No.	Vendor No.	Description
190766	T70EEEI	Electrical ivory
186765	T70EEIW	Off white

#### TRANSITION FITTING AND COVERS

Used to make a transition between PAN-WAY T-70 and T-45 raceway or T-70 to LD profile raceway. Breakouts located on base and cover for all sizes. Includes bend radius insert.

Anixter No.	Vendor No.	Description
190382	T70TREI	Electrical ivory
186763	T70TRIW	Off white

#### DEVICE MOUNTING BRACKET

For use when running either all power or all communications cabling in the raceway. Used to quickly mount NEMA-standard electrical receptacles in raceway. 10 per pack.

Anixter No.	Vendor No.	Description
186715	T70DB-X	Gray

#### HANGING BOXES

For use when running both power and communications cabling in the same raceway. Separates power and communications cables when used with divider wall. 10 per pack.

Anixter No.	Vendor No.	Description
186718	T70HB-X	Hanging box
211107	T70HB3-X	Three-sided hanging box

#### WIRE RETAINER

Holds wires in place and will not interfere with cover installation. 10 per pack.

Anixter No.	Vendor No.	Description
186573	T70WR-X	Gray

#### T-70 GFCI THREE-SIDED HANGING BOX

Accepts single-gang U.S. ground fault circuit interrupter (GFCI) standard electrical devices. Provides increased internal area for connections and excess wire. 10 per pack.

Anixter No.	Vendor No.	Description
268560	T70HB3GFCI-X	Gray

### PAN-WAY Twin-70 Surface Raceway

#### PANDUIT



PAN-WAY Twin-70 Surface Raceway is a multichannel, aesthetically pleasing design that utilizes two independent channels with covers to provide multichannel capacity throughout the system.

#### FEATURES

- UL and CSA rated to 600 V
- All fittings maintain a minimum 1 in. bend radius per EIA/TIA standards
- Tamper resistant
- Accepts NEMA standard 70 mm faceplates
- Pre-punched mounting holes

#### TWIN-70 RACEWAY BASE

1.77 in. x 7.23 in., 8 ft. lengths.

Anixter No.	Vendor No.	Description
203408	T702BEI8	Electrical ivory, 8 ft.
201684	T702BIW8	Off white, 8 ft.
203409	T702BEI10	Electrical ivory, 10 ft.
203398	T702BIW10	Off white, 10 ft.

#### T-70 RACEWAY COVER

Anixter No.	Vendor No.	Description
203260	T70CEI8	Electrical ivory, 8 ft.
199902	T70CIW8	Off white, 8 ft.
203261	T70CEI10	Electrical ivory, 10 ft.
203259	T70CIW10	Off white, 10 ft.

#### T-70 RACEWAY DIVIDER WALL

Separates channels. Use with wire retainers to ensure channel separation per UL/CSA.

Anixter No.	Vendor No.	Description
199901	T70DW8	Gray, 8 ft.
204301	T70DW10	Gray, 10 ft.

#### COVER COUPLER

Joins two pieces of Twin-70 cover raceway together. 10 per pack.

Anixter No.	Vendor No.	Description
190378	T70CCEI-X	Electrical ivory
186700	T70CCIW-X	Off white

#### BASE COUPLER FITTING

Joins two pieces of Twin-70 raceway together. 10 per pack.

Anixter No.	Vendor No.	Description
203412	T702BCEI-X	Electrical ivory
201689	T702BCIW-X	Off white



## RIGHT ANGLE FITTING

Used to connect raceway at 90° flat junctions.

Anixter No.	Vendor No.	Description
203416	T702RAEI	Electrical ivory
201692	T702RAIW	Off white

## INSIDE CORNER FITTING

Used to connect raceway at inside-corner right angles.

Anixter No.	Vendor No.	Description
203414	T702ICEI	Electrical ivory
201690	T702ICIW	Off white

## OUTSIDE CORNER FITTING

Used to connect raceway at right-angle outside corners.

Anixter No.	Vendor No.	Description
203415	T702OCEI	Electrical ivory
201691	T702OCIW	Off white

## TEE FITTING

Used to connect raceway at two right angles.

Anixter No.	Vendor No.	Description
203419	T702TEI	Electrical ivory
201697	T702TIW	Off white

## END CAP FITTING

Includes concentric breakouts for 1/2 in. conduit.

Anixter No.	Vendor No.	Description
203417	T702ECEI	Electrical ivory
201696	T702ECIW	Off white

## ENTRANCE END FITTING

Knockouts for 1/2 in., 3/4 in., 1 in., 1 1/4 in. and 1 1/2 in. conduit allow entry from ceiling or through wall.

Anixter No.	Vendor No.	Description
203418	T702EEEI	Electrical ivory
201698	T702EEIW	Off white

## TRANSITION FITTING

Used to make a transition between Twin-70 and T-70 raceway.

Anixter No.	Vendor No.	Description
203420	T702TREI	Electrical ivory
201693	T702TRIW	Off white

## TRANSITION FITTING

Used to make a transition between Twin-70 and T-45 and LD profile raceway.

Anixter No.	Vendor No.	Description
203421	T702TRLEI	Electrical ivory
201694	T702TRLIW	Off white

## TRANSITION DIVIDER INSERT

Maintains channel separation within T702TR or T702TRL.

Anixter No.	Vendor No.	Description
201695	T702TRI	Gray

## DEVICE MOUNTING BRACKET

For use when running either all power or all communications cabling in the raceway. Used to quickly mount NEMA-standard electrical receptacles in raceway. 10 per pack.

Anixter No.	Vendor No.	Description
186715	T70DB-X	Gray

## HANGING BOX

For use when running both power and communications cabling in the same raceway. Separates power and communications cable when used with divider wall. 10 per pack.

Anixter No.	Vendor No.	Description
186718	T70HB-X	Hanging box
211107	T70HB3-X	Three-sided hanging box


## WIRE RETAINER

Holds wires in place and will not interfere with cover installation. 10 per pack.

Anixter No.	Vendor No.	Description
186573	T70WR-X	Gray

## PAN-WAY T-45 Raceway Surface System

## PANDUIT



PAN-WAY T-45 Surface Raceway is a two-piece multichannel system used to route, protect and conceal data, voice, video, fiber optic and/or power cabling. The multi-directional hinged cover allows cable installation from either side. Hinged data and power brackets provide easy access for terminating outlets.

## FEATURES

- UL and CSA rated to 600 V
- Fittings maintain 1 in. bend radius control
- Tamper resistant
- Capable of routing power and data cabling in a single raceway
- Prepunched mounting holes and optional factory-supplied adhesive backing

## T-45 RACEWAY BASE - 8 FOOT LENGTHS

Supplied with prepunched mounting holes every 8 in.

Anixter No.	Vendor No.	Description
214820	T45BIW8	Off white
220103	T45BIW8-A	Off white (adhesive back)
220095	T45BEI8	Electric ivory
220096	T45BEI8-A	Electric ivory (adhesive back)

Continued on next page >>

## Surface Raceway

## PANDUIT

*(continued)* PAN-WAY T-45 Raceway Surface System

## T-45 RACEWAY BASE - 10 FOOT LENGTHS

Supplied with prepunched mounting holes every 8 in.

Anixter No.	Vendor No.	Description
220101	T45BIW10	Off white
220102	T45BIW10-A	Off white (adhesive back)
220093	T45BEI10	Electric ivory
220094	T45BEI10-A	Electric ivory (adhesive back)

## T-45 RACEWAY COVER - 8 FOOT LENGTHS

Can be hinged open on either side of T-45 base.

Anixter No.	Vendor No.	Description
220112	T45CEI8	Electric ivory
214821	T45CIW8	Off white

## T-45 RACEWAY COVER - 10 FOOT LENGTHS

Can be hinged open on either side of T-45 base.

Anixter No.	Vendor No.	Description
220111	T45CEI10	Electric ivory
220115	T45CIW10	Off white

## T-45 DIVIDER WALL

Snaps onto rails in raceway base to create separate channels. Must use with wire retainers to ensure channel separation per UL/CSA.

Anixter No.	Vendor No.	Description
214822	T45DW8	Gray, 8 ft.
220118	T45DW10	Gray, 10 ft.

## T-45 COVER COUPLERS

Used to join two T-45 covers. 10 per pack.

Anixter No.	Vendor No.	Description
220108	T45CCEI-X	Electric ivory
214828	T45CCIW-X	Off white

## T-45 RIGHT ANGLE FITTINGS

Used to join sections at 90° flat junctions.

Anixter No.	Vendor No.	Description
220139	T45RAEI	Electric ivory
214825	T45RAIW	Off white

## T-45 INSIDE CORNER FITTINGS

Used to join raceway at inside corner.

Anixter No.	Vendor No.	Description
220130	T45ICEI	Electric ivory
214823	T45ICIW	Off white

## T-45 OUTSIDE CORNER FITTINGS

Used to join raceway at 90° outside corners.

Anixter No.	Vendor No.	Description
220136	T45OCEI	Electric ivory
214824	T45OCIW	Off white

## T-45 TEE FITTINGS

Creates an undivided "Tee" junction within T-45 section. Fitting includes base and cover.

Anixter No.	Vendor No.	Description
214826	T45TIW	Off white
220147	T45TEI	Electric ivory

## T-45 INSERT FOR TEE FITTING

Separates power and data within the tee fitting.

Anixter No.	Vendor No.	Description
214827	T45TD	Gray

## T-45 END CAP FITTINGS

Used to terminate or allow entry to raceway.

Anixter No.	Vendor No.	Description
220119	T45ECEI	Electric ivory
214830	T45ECIW	Off white

## T-45 ENTRANCE END FITTINGS

Knockouts for 1/2 in., 3/4 in., 1 in., and 1 1/4 in. conduit to allow entry from ceiling or through-wall.

Anixter No.	Vendor No.	Description
220122	T45EEEI	Electric ivory
214829	T45EEIW	Off white

## T-45 REDUCER FITTINGS

Reduces from T-45 to LD10 profile raceway.

Anixter No.	Vendor No.	Description
220142	T45RLDEI	Electric ivory
214834	T45RLDIW	Off white

## T-45 HINGED DATA BRACKETS

Snaps on, for mounting PAN-NET communications outlets vertically inline within raceway. Can be hinged open on either side of base.

Anixter No.	Vendor No.	Description
220125	T45HDBEI	Electric ivory
214832	T45HDBIW	Off white

## T-45 ELECTRICAL BRACKET AND BOX - FOR DUPLEX ELECTRICAL OUTLETS

Anixter No.	Vendor No.	Description
268561	T45HEBIW	Off white
268562	T45HEBEI	Electric ivory

## T-45 ELECTRICAL BRACKET AND BOX - FOR RECTANGULAR ELECTRICAL OUTLETS

Anixter No.	Vendor No.	Description
268563	T45HEGBIW	Off white
268564	T45HEGBEI	Electric ivory

## T-45 WIRE RETAINER

Holds wires in place, will not interfere with cover installation. 10 per pack.

Anixter No.	Vendor No.	Description
214833	T45WR-X	Gray

## T-45 WORKSTATION OUTLET CENTER

Two-piece box and bracket accepts any standard electrical or communications outlet with mounting hole widths of 3.28 in. (83.5 mm). Accepts any NEMA standard 70 mm screw-on faceplate or PAN-WAY snap-on faceplate (power-rated).

Anixter No.	Vendor No.	Description
220154	T45WCEI	Electric ivory
214831	T45WCIW	Off white


## T-45 WORKSTATION OUTLET CENTER

Two-piece box and bracket accepts any standard communications outlet. Accepts any PAN-WAY snap-on communications faceplate (data only).

Anixter No.	Vendor No.	Description
220150	T45WC2EI	Electric ivory
217207	T45WC2IW	Off white

## PAN-WAY LD Profile Surface Raceway

PANDUIT



PAN-WAY LD Profile Surface Raceway is an adhesive-backed, one-piece raceway that installs quickly and easily. The superior one-piece, hinged-cover design holds cables in place during installation, allowing cables to be laid in instead of pulled through the raceway. The integral hinge will not separate when the raceway is cut or impacted. Standard fittings are available for low-voltage cabling. Bend radius fittings incorporate a minimum 1 in. bend radius, which makes them ideal for use in high-performance copper and fiber optic applications.

SIZE 0.46 IN. X 0.77 IN.

Anixter No.	Vendor No.	Description
106744	LD3EI6-A	Electrical ivory, 6 ft.
131157	LD3IW6-A	Off white, 6 ft.
197656	LD3EI8-A	Electric ivory, 8 ft.
200251	LD3IW8-A	Off white, 8 ft.

SIZE 0.60 IN. X 1.01 IN.

Anixter No.	Vendor No.	Description
106756	LD5EI6-A	Electrical ivory, 6 ft.
131156	LD5IW6-A	Off white, 6 ft.
197586	LD5EI8-A	Electrical ivory, 8 ft.
187594	LD5IW8-A	Off white, 8 ft.

SIZE 0.94 IN. X 1.51 IN.

Anixter No.	Vendor No.	Description
106768	LD10EI6-A	Electrical ivory, 6 ft.
131155	LD10IW6-A	Off white, 6 ft.
203091	LD10EI8-A	Electrical ivory, 8 ft.
203227	LD10IW8-A	Off white, 8 ft.

## PAN-WAY LDPH Surface Raceway

PANDUIT



PAN-WAY LDPH Surface Raceway is UL and CSA rated to 600 V and can be used for routing data, voice, video, fiber optic and/or power cabling. It is tamper-resistant, making it ideal for school and university applications. Preassembled and power-rated, this raceway includes an innovative two-piece hinged cover design, which can be positioned open at any angle without the use of tools or fixtures. The nonslip liner keeps the cover from sliding and prevents movement in a vertical orientation. It also provides exceptional strength during impact and cutting. Fittings are available with a 1 in. bend radius for all copper and fiber optic applications and power-rated for all power applications. LDPH is available with mounting holes and adhesive backing which provides for easy installation on clean, smooth interior surfaces.

SIZE 0.46 IN. X 0.77 IN.

8 ft. length (Change the "8" in the PANDUIT part number to a "6" or a "10" for 6 ft. or 10 ft. lengths.)

Anixter No.	Vendor No.	Description
311835	LDPH3EI8-A	Electric ivory
311827	LDPH3IW8-A	Off white

SIZE 0.60 IN. X 1.00 IN.

8 ft. length (Change the "8" in the PANDUIT part number to a "6" or a "10" for 6 ft. or 10 ft. lengths.)

Anixter No.	Vendor No.	Description
311828	LDPH5EI8-A	Electric ivory
311832	LDPH5IW8-A	Off white

SIZE 0.86 IN. X 1.51 IN.

8 ft. length (Change the "8" in the PANDUIT part number to a "6" or a "10" for 6 ft. or 10 ft. lengths.)

Anixter No.	Vendor No.	Description
311831	LDPH10EI8-A	Electric ivory
311829	LDPH10IW8-A	Off white

## Surface Raceway

# PANDUIT

### PAN-WAY PMR5/PMR7 Metal Raceway and Accessories

PANDUIT



PMR5/PMR7 Metal Raceway is a single-channel raceway used for routing, protecting, concealing and terminating power wire and high-performance copper, voice, video or fiber optic cable. The PMR5/PMR7 Metal Raceway system includes a complete assortment of fittings, metal boxes and metal faceplates and is available in two colors, white (WH) and almond (AL), to match any décor.

#### FEATURES

- UL Listed and rated to 600 V; meets UL 5 and CSA 22.2 No. 62-93 safety standards
- Patent-pending bonding method provides full continuity of ground path between fittings and channel for increased safety
- One-piece channel construction eliminates the problem of channel separation, saving installation time
- System components incorporate a unique snap-mount assembly method for faster installation
- Fittings and mounts can be attached using various types and sizes of fasteners

#### PMR5 METAL RACEWAY

Anixter No.	Vendor No.	Description
351861	PMR5WH5	White, 5 ft.
351862	PMR5AL5	Almond, 5 ft.

#### PMR7 METAL RACEWAY

Anixter No.	Vendor No.	Description
351863	PMR7WH5	White, 5 ft.
351864	PMR7AL5	Almond, 5 ft.

#### SUPPORTING CLIP

10 per pack

Anixter No.	Vendor No.	Description
351865	PMR57SC-X	Gray

#### MOUNTING STRAPS

10 per pack

Anixter No.	Vendor No.	Description
351867	PMR5MSWH-X	White, for use with PMR5 raceway
351868	PMR5MSAL-X	Almond, for use with PMR5 raceway
351870	PMR7MSWH-X	White, for use with PMR7 raceway
351871	PMR7MSAL-X	Almond, for use with PMR7 raceway

#### COUPLER FITTINGS

10 per pack

Anixter No.	Vendor No.	Description
351872	PMR5CCWH-X	White, for use with PMR5 raceway
351873	PMR5CCAL-X	Almond, for use with PMR5 raceway
351874	PMR7CCWH-X	White, for use with PMR7 raceway
351875	PMR7CCAL-X	Almond, for use with PMR7 raceway

#### RIGHT ANGLE FITTINGS

Anixter No.	Vendor No.	Description
351876	PMR5RAWH	White, for use with PMR5 raceway
351877	PMR5RAAL	Almond, for use with PMR5 raceway
351878	PMR7RAWH	White, for use with PMR7 raceway
351879	PMR7RAAL	Almond, for use with PMR7 raceway

#### INSIDE CORNER FITTINGS

Anixter No.	Vendor No.	Description
351880	PMR5ICWH	White, for use with PMR5 raceway
351881	PMR5ICAL	Almond, for use with PMR5 raceway
351882	PMR7ICWH	White, for use with PMR7 raceway
351883	PMR7ICAL	Almond, for use with PMR7 raceway

#### OUTSIDE CORNER FITTINGS

Anixter No.	Vendor No.	Description
351884	PMR5OCWH	White, for use with PMR5 raceway
351885	PMR5OCAL	Almond, for use with PMR5 raceway
351886	PMR7OCWH	White, for use with PMR7 raceway
351887	PMR7OCAL	Almond, for use with PMR7 raceway

#### TEE FITTINGS

Anixter No.	Vendor No.	Description
351888	PMR57TWH	White
351889	PMR57TAL	Almond

#### ENTRANCE END FITTINGS

Anixter No.	Vendor No.	Description
351893	PMR57EEWH	White
351894	PMR57EEAL	Almond

#### METAL BOXES

Anixter No.	Vendor No.	Description
351895	PMR5747WH	(4.9 in. L x 3.3 in. W x 1.4 in. H), white
351896	PMR5747AL	(4.9 in. L x 3.3 in. W x 1.4 in. H), almond
351897	PMR5747-2WH	(4.9 in. L x 4.9 in. W x 1.4 in. H), white
351919	PMR5747-2AL	(4.9 in. L x 4.9 in. W x 1.4 in. H), almond
351920	PMR5744SWHL	(4.9 in. L x 3.3 in. W x 2.3 in. H), white
351921	PMR5744SAL	(4.9 in. L x 3.3 in. W x 2.3 in. H), almond
351922	PMR5744S-2WH	(4.9 in. L x 4.9 in. W x 2.3 in. H), white
351923	PMR5744S-2AL	(4.9 in. L x 4.9 in. W x 2.3 in. H), almond
351924	PMR5744WH	(4.9 in. L x 3.3 in. W x 2.8 in. H), white
351925	PMR5744AL	(4.9 in. L x 3.3 in. W x 2.8 in. H), almond
351926	PMR5744-2WH	(4.9 in. L x 4.9 in. W x 2.8 in. H), white
351928	PMR5744-2AL	(4.9 in. L x 4.9 in. W x 2.8 in. H), almond
351929	PMR5738AWH	(Dia. = 5.5 in. D x 1.0 in. H), white
351930	PMR5738AAL	(Dia. = 5.5 in. D x 1.0 in. H), almond

## METAL FACEPLATES

Anixter No.	Vendor No.	Description
351931	MP1GBWH	Metal single-gang blank faceplate, white
351932	MP1GBAL	Metal single-gang blank faceplate, almond
351933	MP1TSWH	Metal single-gang toggle switch faceplate, white
351934	MP1TSAL	Metal single-gang toggle switch faceplate, almond
351935	MP1G106WH	Metal single-gang 106 duplex faceplate, white
351936	MP1G106AL	Metal single-gang 106 duplex faceplate, almond
351937	MP1GRWH	Metal single-gang rectangular faceplate, white
351938	MP1GRAL	Metal single-gang rectangular faceplate, almond
351939	MP2GBWH	Metal double-gang blank faceplate, white
351940	MP2GBAL	Metal double-gang blank faceplate, almond
351941	MP2TSWH	Metal double-gang toggle switch faceplate, white
351942	MP2TSAL	Metal double-gang toggle switch faceplate, almond
351943	MP2G106WH	Metal double-gang 106 duplex faceplate, white
351945	MP2G106AL	Metal double-gang 106 duplex faceplate, almond
351946	MP2GRWH	Metal double-gang rectangular faceplate, white
351947	MP2GRAL	Metal double-gang rectangular faceplate, almond

## PAN-WAY PMR40 Metal Surface Raceway

## PANDUIT



PAN-WAY PMR40 Metal Surface Raceway is a multichannel system that routes copper, fiber optic, and/or power cabling in one raceway. PMR40 raceway offers an offset snap-on faceplate and divider wall design that locates data terminations outside the data channel for increased data cable capacity. This multichannel, fully compliant TIA/EIA-568-B and 569-B solution maintains a 2 in. bend radius throughout the system for routing high-performance 10 Gigabit copper and fiber cable, accepts NEMA standard double-gang faceplates for increased termination options, and fitting covers overlap raceway covers for a finished appearance.

## FEATURES

- UL and CSA rated to 600 V
- Supports high-performance 10 Gigabit copper and fiber cable
- Increased data cable capacity with the offset snap-on faceplate and divider wall design
- Accepts NEMA standard for increased termination options

- Tamper resistant
- Pre-punched mounting holes

## PMR40 RACEWAY BASE

5.04 in. x 1.61 in.

Anixter No.	Vendor No.	Description
369282	PMR40BWH10	White, 10 ft.
369278	PMR40BAL10	Almond, 10 ft.

## PMR40 RACEWAY COVER

Tamper-resistant raceway cover for use with base.

Anixter No.	Vendor No.	Description
372785	PMR40CWH5	White, 5 ft.
372786	PMR40CAL5	Almond, 5 ft.

## PMR40 RACEWAY PRE-CUT COVER 7.75 IN.

To be used with PMR40 raceway for mounting devices on 12 in. centers.

Anixter No.	Vendor No.	Description
372787	PMR40CWH7.75	White
372790	PMR40CAL7.75	Almond

## PMR40 RACEWAY PRE-CUT COVER 13.75 IN.

To be used with PMR40 raceway for mounting devices on 18 in. centers.

Anixter No.	Vendor No.	Description
372792	PMR40CWH13.75	White
372795	PMR40CAL13.75	Almond

## PMR40 RACEWAY PRE-CUT COVER 19.75 IN.

To be used with PMR40 raceway for mounting devices on 24 in. centers.

Anixter No.	Vendor No.	Description
372798	PMR40CWH19.75	White
372800	PMR40CAL19.75	Almond

## PMR40 RACEWAY PRE-CUT COVER 31.75 IN.

To be used with PMR40 raceway for mounting devices on 36 in. centers.

Anixter No.	Vendor No.	Description
372802	PMR40CWH31.75	White
372803	PMR40CAL31.75	Almond

## DIVIDER WALL

Snaps into PMR40DC-X to create separate channels. Must use wire retainers to ensure channel separation per UL/CSA.

Anixter No.	Vendor No.	Description
372805	PMR40DW5	Gray, 5 ft.

## DIVIDER WALL CLIP

Required for supporting PMR40DW. 30 in. spacing recommended between clips. 10 per pack.

Anixter No.	Vendor No.	Description
372809	PMR40DC-X	Gray

## BASE COUPLER FITTING

Joins sections of PMR40 raceway base.

Anixter No.	Vendor No.	Description
369279	PMR40BC	Gray

Continued on next page >>

## Surface Raceway

## PANDUIT

*(continued)* PAN-WAY PMR40 Metal Surface Raceway

## RIGHT ANGLE FITTING

Connects raceway at right angles.

Anixter No.	Vendor No.	Description
372817	PMR40RAWH	White
372818	PMR40RAAL	Almond

## INSIDE CORNER FITTING WITHOUT BEND RADIUS CONTROL

Connects raceway at inside corners.

Anixter No.	Vendor No.	Description
372819	PMR40SIC	Gray

## INSIDE CORNER FITTING

Connects raceway at inside corners.

Anixter No.	Vendor No.	Description
372820	PMR40ICWH	White
372821	PMR40ICAL	Almond

## INTERNAL 45 DEGREE ELBOW FITTING

Connects raceway at 45 degree inside corners.

Anixter No.	Vendor No.	Description
372822	PMR40I45EWH	White
372823	PMR40I45EAL	Almond

## OUTSIDE CORNER FITTING WITHOUT BEND RADIUS CONTROL

Connects raceway at outside corners.

Anixter No.	Vendor No.	Description
372824	PMR40SOCWH	White
372825	PMR40SOCAL	Almond

## OUTSIDE CORNER FITTING

Connects raceway at outside corners.

Anixter No.	Vendor No.	Description
372826	PMR40SOCWH	White
372827	PMR40OCAL	Almond

## EXTERNAL 45 DEGREE ELBOW FITTING

Connects raceway at 45 degree outside corners.

Anixter No.	Vendor No.	Description
372828	PMR40E45EWH	White
372830	PMR40E45EAL	Almond

## TEE FITTING

Connects raceway at tee intersections.

Anixter No.	Vendor No.	Description
372831	PMR40TWH	White
372833	PMR40TAL	Almond

## TEE DIVIDER INSERT

Maintains a 50/50 channel separation for power and data applications.

Anixter No.	Vendor No.	Description
372834	PMR40TD50	Gray

## END CAP FITTING

Used to terminate or allow entry into PMR40 Raceway. Breakouts for 0.50 in. conduit.

Anixter No.	Vendor No.	Description
372835	PMR40ECWH	White
372836	PMR40ECAL	Almond

## ENTRANCE END FITTING

Allows entry from ceiling or wall.

Anixter No.	Vendor No.	Description
372837	PMR40EEWH	White
372838	PMR40EEAL	Almond

## BACKFEED FITTING

Allows cable entry through the back of the PMR40 raceway.

Anixter No.	Vendor No.	Description
369281	PMR40BFWH	White
369280	PMR40BFAL	Almond

## PANEL CONNECTOR

To connect PMR40 raceway with surface type panel boxes.

Anixter No.	Vendor No.	Description
372842	PMR40PCWH	White
372843	PMR40PCAL	Almond

## INTERNAL CORNER COUPLING

Anixter No.	Vendor No.	Description
372844	PMR40ICC	Gray

## WIRE RETAINER

Used to hold wire in place during installation. Package of 10.

Anixter No.	Vendor No.	Description
372845	PMR40WR-X	Gray

## DEVICE MOUNTING BRACKET FOR 50/50 SPLIT

Used to mount NEMA standard single-gang electrical outlets and communications devices with either screw-on or snap-on single-gang faceplates.

Anixter No.	Vendor No.	Description
369281	PMR40BFWH	White
369280	PMR40BFAL	Almond

## DATA PLATE

For mounting data faceplates PMR40FH2, PMR40FH4, PMR40KH2 and PMR40KH4 when a 50/50 split channel is used in the PMR40 base. Includes data plate, 2.50 in. pre-cut cover and offset divider wall.

Anixter No.	Vendor No.	Description
372846	PMR40DP50WH	White
372847	PMR40DP50AL	Almond

## PMR40 DATA FACEPLATE, 2-PORT, MINI-COM

Snap-on horizontal sloped communications faceplate accepts two PANDUIT MINI-COM modules.

Anixter No.	Vendor No.	Description
372848	PMR40FH2WH	White
372849	PMR40FH2AL	Almond

## PMR40 DATA FACEPLATE, 4-PORT, MINI-COM

Snap-on horizontal sloped communications faceplate accepts four PANDUIT MINI-COM modules.

Anixter No.	Vendor No.	Description
372850	PMR40FH4WH	White
372851	PMR40FH4AL	Almond

## PMR40 DATA FACEPLATE, 2-PORT, KEYSTONE

Snap-on horizontal sloped communications faceplate accepts two Keystone modules.

Anixter No.	Vendor No.	Description
372852	PMR40KH2WH	White
372853	PMR40KH2AL	Almond

## PMR40 DATA FACEPLATE, 4-PORT, KEYSTONE

Snap-on horizontal sloped communications faceplate accepts four Keystone modules.

Anixter No.	Vendor No.	Description
372854	PMR40KH4WH	White
372855	PMR40KH4AL	Almond

## Standard Fittings for LD Profile Raceway

## PANDUIT



Standard fittings to be used with LD raceway for low-voltage applications that do not require cable bend radius control.

## COUPLER

Anixter No.	Vendor No.	Description	Color
106746	CF3EI-E	For use with the LD3 raceway	Electrical ivory
131154	CF3IW-E	For use with the LD3 raceway	Off white
106758	CF5EI-E	For use with the LD5 raceway	Electrical ivory
131145	CF5IW-E	For use with the LD5 raceway	Off white
106770	CF10EI-X	For use with the LD10 raceway	Electrical ivory
131136	CF10IW-X	For use with the LD10 raceway	Off white

## RIGHT ANGLE

Anixter No.	Vendor No.	Description	Color
106750	RAF3EI-E	For use with the LD3 raceway	Electrical ivory
131147	RAF3IW-E	For use with the LD3 raceway	Off white
106762	RAF5EI-E	For use with the LD5 raceway	Electrical ivory
131138	RAF5IW-E	For use with the LD5 raceway	Off white
106774	RAF10EI-X	For use with the LD10 raceway	Electrical ivory
131126	RAF10IW-X	For use with the LD10 raceway	Off white

## INSIDE CORNER

Anixter No.	Vendor No.	Description	Color
106748	ICF3EI-E	For use with the LD3 raceway	Electrical ivory
131158	ICF3IW-E	For use with the LD3 raceway	Off white
106760	ICF5EI-E	For use with the LD5 raceway	Electrical ivory
131142	ICF5IW-E	For use with the LD5 raceway	Off white
106772	ICF10EI-X	For use with the LD10 raceway	Electrical ivory
131130	ICF10IW-X	For use with the LD10 raceway	Off white

## OUTSIDE CORNER

Anixter No.	Vendor No.	Description	Color
106749	OCF3EI-E	For use with the LD3 raceway	Electrical ivory
131149	OCF3IW-E	For use with the LD3 raceway	Off white
106761	OCF5EI-E	For use with the LD5 raceway	Electrical ivory
131137	OCF5IW-E	For use with the LD5 raceway	Off white
106773	OCF10EI-X	For use with the LD10 raceway	Electrical ivory
131128	OCF10IW-X	For use with the LD10 raceway	Off white

## TEE

Anixter No.	Vendor No.	Description	Color
143476	TF3EI-E	For use with the LD3 raceway	Electrical ivory
142137	TF3IW-E	For use with the LD3 raceway	Off white
108701	TF5EI-E	For use with the LD5 raceway	Electrical ivory
142138	TF5IW-E	For use with the LD5 raceway	Off white
108702	TF10EI-X	For use with the LD10 raceway	Electrical ivory
142140	TF10IW-X	For use with the LD10 raceway	Off white

## END CAP

Anixter No.	Vendor No.	Description	Color
106747	ECF3EI-E	For use with the LD3 raceway	Electrical ivory
131152	ECF3IW-E	For use with the LD3 raceway	Off white
106759	ECF5EI-E	For use with the LD5 raceway	Electrical ivory
131140	ECF5IW-E	For use with the LD5 raceway	Off white
106771	ECF10EI-X	For use with the LD10 raceway	Electrical ivory
131132	ECF10IW-X	For use with the LD10 raceway	Off white

## DROP CEILING/ENTRANCE END

Anixter No.	Vendor No.	Description	Color
126375	DCF3EI-X	For use with the LD3 raceway	Electrical ivory
131153	DCF3IW-X	For use with the LD3 raceway	Off white
126379	DCF5EI-X	For use with the LD5 raceway	Electrical ivory
131144	DCF5IW-X	For use with the LD5 raceway	Off white
126377	DCF10EI-X	For use with the LD10 raceway	Electrical ivory
131135	DCF10IW-X	For use with the LD10 raceway	Off white

## REDUCER

Anixter No.	Vendor No.	Description	Color
155596	RF5X3EI-E	Reducer fitting for LD raceway from size 5 to size 3. For use with LD5 and LD3 raceway	Electrical ivory
142139	RF5X3IW-E	Reducer fitting for LD raceway from size 5 to size 3. For use with LD5 and LD3 raceway	Off white

Continued on next page >>

## Surface Raceway

# PANDUIT

### (continued) Standard Fittings for LD Profile Raceway

Anixter No.	Vendor No.	Description	Color
108704	RF10X5EI-X	Reducer fitting for LD raceway from size 10 to size 5. For use with LD5 and LD10 raceway	Electrical ivory
142142	RF10X5IW-X	Reducer fitting for LD raceway from size 10 to size 5. For use with LD5 and LD10 raceway	Off white
155594	RF10X3EI-X	Reducer fitting for LD raceway from size 10 to size 3. For use with LD3 and LD10 raceway	Electrical ivory
142141	RF10X3IW-X	Reducer fitting for LD raceway from size 10 to size 3. For use with LD3 and LD10 raceway	Off white

### PAN-WAY Type LD2P10 Multichannel Surface Raceway

PANDUIT



PAN-WAY LD2P10 Multichannel Surface Raceway is a two-channel tamper-resistant raceway designed to route, protect and conceal data, voice, video, fiber optic and power cabling. Fittings incorporate a minimum 1 in. bend radius, which makes them ideal for use in high-performance copper and fiber optic applications. Available in 8 ft. and 10 ft. lengths.

LATCHING DUCT .86 IN. X 1.51 IN.

Anixter No.	Vendor No.	Description
203434	LD2P10EI8-A	8 ft. lengths, electrical ivory
199806	LD2P10IW8-A	8 ft. lengths, off white
203435	LD2P10EI10-A	10 ft. lengths, electrical ivory
203325	LD2P10IW10-A	10 ft. lengths, off white

### TIA/EIA-compliant Fittings for LD Profile Raceway

PANDUIT



These TIA/EIA-compliant fittings are designed to ensure that cables routed through raceway do not exceed their recommended minimum 1 in. bend radius requirements. They can also be used for fiber and other low-voltage applications. The fittings are part of the complete PANDUIT system solution to help you maintain high-performance copper and fiber optic cabling systems.

NOTE:

"3" in the description refers to use with LD3 and LDPH3 raceway, unless otherwise noted.

"5" in the description refers to use with LD5 and LDPH5 raceway, unless otherwise noted.

"10" in the description refers to use with LD10 and LDPH10 raceway, unless otherwise noted.

#### COUPLER FITTING

For use with LD and LDPH Raceway. 10 per pack.

Anixter No.	Vendor No.	Description
170163	CFX3EI-X	3, electrical ivory
170155	CFX3IW-X	3, off white
170148	CFX5EI-X	5, electrical ivory
170149	CFX5IW-X	5, off white
170147	CFX10EI-X	10, electrical ivory
170165	CFX10IW-X	10, off white

#### RIGHT ANGLE FITTING

For use with LD and LDPH Raceway. 10 per pack.

Anixter No.	Vendor No.	Description
166069	RAFC3EI-X	3, electrical ivory
166071	RAFC3IW-X	3, off white
165405	RAFC5EI-X	5, electrical ivory
165404	RAFC5IW-X	5, off white
165399	RAFC10EI-X	10, electrical ivory
165400	RAFC10IW-X	10, off white

#### INSIDE CORNER FITTING

For use with LD and LDPH Raceway. 10 per pack.

Anixter No.	Vendor No.	Description
166184	ICFC3EI-X	3, electrical ivory
166182	ICFC3IW-X	3, off white
165419	ICFC5EI-X	5, electrical ivory
165421	ICFC5IW-X	5, off white
165415	ICFC10EI-X	10, electrical ivory
165416	ICFC10IW-X	10, off white

#### OUTSIDE CORNER FITTING

For use with LDPH Raceway. 10 per pack.

Anixter No.	Vendor No.	Description
166063	OCFX3EI-X	3, electrical ivory
166066	OCFX3IW-X	3, off white
165429	OCFX5EI-X	5, electrical ivory
165431	OCFX5IW-X	5, off white
165424	OCFX10EI-X	10, electrical ivory
165426	OCFX10IW-X	10, off white



## TEE FITTING

For use with LD and LDPH Raceway. 10 per pack.

Anixter No.	Vendor No.	Description
166085	TFC3EI-X	3, electrical ivory
166079	TFC3IW-X	3, off white
165450	TFC5EI-X	5, electrical ivory
165447	TFC5IW-X	5, off white
165434	TFC10EI-X	10, electrical ivory
165437	TFC10IW-X	10, off white

## 4-WAY CROSS FITTINGS

For use with LD5 and LDPH5 Raceway ONLY. 10 per pack.

Anixter No.	Vendor No.	Description
239627	CRFC5EI-X	5, electrical ivory
239626	CRFC5IW-X	5, off white

## END CAP FITTING

For use with LDPH Raceway. 10 per pack.

Anixter No.	Vendor No.	Description
170145	ECFX3EI-X	3, electrical ivory
170153	ECFX3IW-X	3, off white
170157	ECFX5EI-X	5, electrical ivory
170161	ECFX5IW-X	5, off white
170297	ECFX10EI-X	10, electrical ivory
170294	ECFX10IW-X	10, off white

## DROP CEILING/ENTRANCE END FITTING

For use with LD3, LDPH3, LD5, LDPH5, LD10, LDPH10 raceways. CA3 or CA5 adapters are needed for LD3 and LD5 profile raceway. 10 per pack.

Anixter No.	Vendor No.	Description
187907	DCEFXEI-X	Electrical ivory
187777	DCEFXIW-X	Off white

## RIGHT ANGLE/ENTRANCE END FITTING

For use with LD3, LDPH3, LD5, LDPH5, LD10, LDPH10 raceways. CA3 or CA5 adapters are needed for LD3 and LD5 profile raceway. 10 per pack.

Anixter No.	Vendor No.	Description
165444	RAEFXEI-X	Electrical ivory
165442	RAEFXIW-X	Off white

## RACEWAY ADAPTERS

Snaps into fitting cover to fit raceway. For use with types LD3, LDPH3, LD5, and LDPH5 raceways. 10 per pack.

Anixter No.	Vendor No.	Description
125263	CA3EI-X	3, electrical ivory
147205	CA3IW-X	3, off white
125264	CA5EI-X	5, electrical ivory
147206	CA5IW-X	5, off white

## 4-WAY CROSS FITTINGS FOR POWER RATED 600 V ONLY

For use with LD5 and LDPH5 Raceway ONLY. 10 per pack.

Anixter No.	Vendor No.	Description
239631	CRFX5EI-X	5, electrical ivory
239630	CRFX5IW-X	5, off white

## PAN-WAY Surface-mount Outlet Boxes

## PANDUIT



PAN-WAY surface-mount outlet boxes are available for both power and communications applications. They are designed for use with PAN-WAY T-45 and LD Profile Raceways. Boxes are available in a variety of styles and can be mounted with screws (user-supplied) or optional adhesive tape. Includes junction box, base and cover.

## LOW-VOLTAGE SINGLE-GANG WITH ADHESIVE-BACKED BASE, TWO-PIECE DESIGN

Size: 5.02 in. L x 3.27 in. W x 1.62 in. D

Anixter No.	Vendor No.	Color
151952	JBX3510EI-A	Electrical ivory
149891	JBX3510IW-A	Off white

## POWER-RATED SINGLE-GANG SCREW-MOUNT

Size: 5.05 in. L x 3.31 in. W x 1.75 in. D

Anixter No.	Vendor No.	Color
197856	JBP1EI	Electrical ivory
191555	JBP1IW	Off white

## POWER-RATED DOUBLE-GANG SCREW-MOUNT

Size: 5.05 in. L x 5.05 in. W x 1.62 in. D

Anixter No.	Vendor No.	Color
194347	JBP2EI	Electrical ivory
197841	JBP2IW	Off white

## POWER-RATED SINGLE-GANG SCREW-MOUNT "DEEP" STYLE

Size: 5.05 in. L x 3.31 in. W x 2.75 in. D

Anixter No.	Vendor No.	Color
203871	JBP1DEI	Electrical ivory
201336	JBP1DIW	Off white

## POWER-RATED DUAL-GANG SCREW-MOUNT "DEEP" STYLE

Size: 5.19 in. L x 5.19 in. W x 2.75 in. D

Anixter No.	Vendor No.	Color
203870	JBP2DEI	Electrical ivory
203852	JBP2DIW	Off white

## SINGLE-GANG FAST SNAP JUNCTION BOX

Size: 5.00 in. L x 3.26 in. W x 1.62 in. H

Anixter No.	Vendor No.	Color
425037	JBP1FSEI	Electrical ivory
425040	JBP1FSIW	Off white

## Surface Raceway

# PANDUIT

### PAN-WAY Office Furniture Raceway

PANDUIT



PAN-WAY office furniture raceway is a one-piece single-channel low-voltage system designed to route data cabling along the top of office furniture partitions. Robust design includes a one-piece hinge and tamper-resistant closure, which increases product stability and reduces inadvertent or unauthorized access to data cabling. PAN-WAY office furniture raceway is designed for desktop terminations, which utilize the typically unused area of the cubicle.

#### FEATURES

- UL Listed in accordance with UL 5C requirements for Class 2 Communication Cable Management Systems
- Tamper-resistant
- Maintains bend radius control throughout entire system as required by TIA/EIA 568-B and 569-A
- System is intended for furniture panels from 1.88 in. to 2.30 in. width
- Product supplied with adhesive backing for fast and easy installation

#### OFFICE FURNITURE RACEWAY

Dimensions: 1.88 in. W x 1.71 in. H

Anixter No.	Vendor No.	Description
268315	OFR200B6	Office beige, 6 ft.
268316	OFR200S6	Office slate, 6 ft.
268317	OFR200G6	Office gray, 6 ft.
314415	OFR20MT6	Medium tone, 6 ft.

#### CORNER RACEWAY BASE

Used to terminate low-voltage data cabling in the corner at the intersection of modular office furniture partitions.

Anixter No.	Vendor No.	Description
268318	OFCR700B6	Office beige, 6 ft.
268319	OFCR700S6	Office slate, 6 ft.
268320	OFCR700G6	Office gray, 6 ft.
314416	OFCR70MT6	Medium tone, 6 ft.

#### CORNER RACEWAY COVER

Anixter No.	Vendor No.	Description
268321	OFCRC700B6	Office beige, 6 ft.
268322	OFCRC700S6	Office slate, 6 ft.
268323	OFCRC700G6	Office gray, 6 ft.
314417	OFCRC70MT6	Medium tone, 6 ft.

#### VERTICAL RACEWAY

Used to connect PAN-WAY office furniture raceway (OFR20\*\*6) to desk-mount box (OFR20DMB\*\*) and must be used with spill-over fittings (OFR20S0\*\*.)

Anixter No.	Vendor No.	Description
268324	OFVR50B6	Office beige, 6 ft.
268325	OFVR50S6	Office slate, 6 ft.

Anixter No.	Vendor No.	Description
268326	OFVR50G6	Office gray, 6 ft.
314418	OFVR5MT6	Medium tone, 6 ft.

#### COMMUNICATIONS POLE

Allows for data cable entry into office furniture raceway from suspended ceiling.

Anixter No.	Vendor No.	Description
268327	OFR20CPOB8	Office beige, 8 ft.
268328	OFR20CPOS8	Office slate, 8 ft.
268329	OFR20CPOG8	Office gray, 8 ft.
314419	OFR20CPMT8	Medium tone, 8 ft.

#### FOUR-CUBICLE DROP FITTING

Allows the transition from office furniture raceway run horizontally along partition wall to corner raceway mounted vertically in four cubicles.

Anixter No.	Vendor No.	Description
268330	OFR200FCR700B4	Office beige
268331	OFR200FCR700S4	Office slate
268332	OFR200FCR700G4	Office gray
314421	OFR200FCR70MT4	Medium tone

#### TWO-CUBICLE DROP FITTING

Allows the transition from office furniture raceway run horizontally along partition wall to corner raceway mounted vertically in two cubicles.

Anixter No.	Vendor No.	Description
268333	OFR200FCR700B2	Office beige
268334	OFR200FCR700S2	Office slate
268335	OFR200FCR700G2	Office gray
314437	OFR200FCR70MT2P	Medium tone

#### ONE-CUBICLE DROP FITTING

Allows the transition from office furniture raceway run horizontally along partition wall to corner raceway mounted vertically in one cubicle.

Anixter No.	Vendor No.	Description
268336	OFR200FCR700B1	Office beige
268337	OFR200FCR700S1	Office slate
268338	OFR200FCR700G1	Office gray
314428	OFR200FCR70MT1	Medium tone

#### FOUR-CUBICLE DROP BYPASS FITTING

Allows the transition from office furniture raceway run horizontally along partition wall, around existing furniture pole, to office furniture corner raceway mounted vertically in four cubicles at the intersection of partitions.

Anixter No.	Vendor No.	Description
314430	OFR200FCR700B4P	Office beige
314431	OFR200FCR700S4P	Office slate
314432	OFR200FCR700G4P	Office gray
314433	OFR200FCR70MT4P	Medium tone

#### TWO-CUBICLE DROP BYPASS FITTING

Allows the transition from office furniture raceway run horizontally along partition wall, around existing furniture pole, to office furniture corner raceway mounted vertically in two cubicles at the intersection of partitions.

Anixter No.	Vendor No.	Description
314435	OFR200FCR700S2P	Office slate
314436	OFR200FCR700G2P	Office gray
314434	OFR200FCR700B2P	Office beige
314437	OFR200FCR70MT2P	Medium tone

**ONE-CUBICLE DROP BYPASS FITTING**

Allows the transition from office furniture raceway run horizontally along partition wall, around existing furniture pole, to office furniture corner raceway mounted vertically in one cubicle at the intersection of partitions.

Anixter No.	Vendor No.	Description
314438	OFR200FCR700B1P	Office beige
314439	OFR200FCR700S1P	Office slate
314440	OFR200FCR700G1P	Office gray
314441	OFR200FCR70MT1P	Medium tone

**END CAP FITTING**

For use with the corner raceway base (OFCR70\*\*6.) Opening in fitting allows cord passage through fittings such as monitor and keyboard cables.

Anixter No.	Vendor No.	Description
268339	OFCR70ECOB	Office beige
268340	OFCR70ECOS	Office slate
268341	OFCR70ECOG	Office gray
314443	OFCR70ECMT	Medium tone

**SPILL-OVER FITTING**

Allows transition from office furniture raceway run horizontally along partition wall to vertical raceway in one location along partition wall.

Anixter No.	Vendor No.	Description
268342	OFR20S00B	Office beige
268343	OFR20S00S	Office slate
268344	OFR20S00G	Office gray
314444	OFR20S0MT	Medium tone

**DOUBLE SPILL-OVER FITTING**

Fitting is used to spill over both sides of the furniture partitions at the same location.

Anixter No.	Vendor No.	Description
314445	OFR20DS00B	Office beige
305052	OFR20DS00S	Office slate
314446	OFR20DS00G	Office gray
314447	OFR20DS0MT	Medium tone

**DESK-MOUNT BOX**

Box accepts office furniture snap-on faceplates as well as 70 mm screw-on standard faceplates. Designed for use with OFVR5\*\*6 raceway and OFR20S088 spill-over fitting.

Anixter No.	Vendor No.	Description
268345	OFR20DMBOB	Office beige
268346	OFR20DMBOS	Office slate
268347	OFR20DMBOG	Office gray
314448	OFR20DMBMT	Medium tone

**MID-PANEL TEE FITTING**

Used to connect communications pole to office furniture raceway run horizontally along partition wall. NOTE: Not intended for use at intersection of furniture panels.

Anixter No.	Vendor No.	Description
268348	OFR20MPTOB	Office beige
268349	OFR20MPTOS	Office slate
268350	OFR20MPTOG	Office gray
314449	OFR20MPTMT	Medium tone

**WALL ENTRANCE FITTING**

Allows for entry from wall to office furniture raceway run horizontally along partition walls.

Anixter No.	Vendor No.	Description
268351	OFR20WEOB	Office beige
268352	OFR20WEOS	Office slate
268353	OFR20WEOG	Office gray
314450	OFR20WEMT	Medium tone

**RIGHT ANGLE FITTING**

Used to join sections of office furniture raceway (OFR20\*\*6) at 90° flat junction.

Anixter No.	Vendor No.	Description
268354	OFR20RAOB	Office beige
268355	OFR20RAOS	Office slate
268356	OFR20RAOG	Office gray
314451	OFR20RAMT	Medium tone

**TEE FITTING**

Used to create an undivided tee junction between sections of office furniture raceway (OFR20\*\*6).

Anixter No.	Vendor No.	Description
268357	OFR20TOB	Office beige
268358	OFR20TOS	Office slate
268359	OFR20TOG	Office gray
314452	OFR20TMT	Medium tone

**CROSS FITTING**

Used to join office furniture raceway (OFR20\*\*6) at four corners.

Anixter No.	Vendor No.	Description
268360	OFR20CROB	Office beige
268361	OFR20CROS	Office slate
268362	OFR20CROG	Office gray
314453	OFR20CRMT	Medium tone

**INSIDE CORNER FITTING**

Used to join office furniture raceway (OFR20\*\*6) at inside corner.

Anixter No.	Vendor No.	Description
268363	OFR20ICOB	Office beige
268364	OFR20ICOS	Office slate
268365	OFR20ICOG	Office gray
314454	OFR20ICMT	Medium tone

**OUTSIDE CORNER FITTING**

Used to join office furniture raceway (OFR20\*\*6) at outside corner.

Anixter No.	Vendor No.	Description
268366	OFR20OCOB	Office beige
268367	OFR20OCOS	Office slate
268369	OFR20OCOG	Office gray
314455	OFR20OCMT	Medium tone

Continued on next page &gt;&gt;

Surface Raceway

PANDUIT

(continued) PAN-WAY Office Furniture Raceway

COUPLER FITTINGS

Used to join sections of office furniture raceway (OFR20\*\*6) together inline.

Anixter No.	Vendor No.	Description
268370	OFR20CCOB-X	Office beige
268371	OFR20CCOS-X	Office slate
268372	OFR20CCOG-X	Office gray
314456	OFR20CCMT-X	Medium tone

LONG COUPLER FITTINGS

Used to bridge office furniture raceway (OFR20\*\*6) between panel sections.

Anixter No.	Vendor No.	Description
314457	OFR20LCOB	Office beige
314458	OFR20LCOS	Office slate
314459	OFR20LCOG	Office gray
314461	OFR20LCMT	Medium tone

END CAP FITTING

Used to cover end of office furniture raceway (OFR20\*\*6) at end of run.

Anixter No.	Vendor No.	Description
268373	OFR20ECOB	Office beige
268374	OFR20ECOS	Office slate
268375	OFR20ECOG	Office gray
314462	OFR20ECMT	Medium tone

HORIZONTAL SLOPED FACEPLATE - 2-PORT

Single-gang horizontal sloped communications faceplate accepts up to two MINI-COM modules (not included).

Anixter No.	Vendor No.	Description
268399	OF70FH2OB	Office beige
268402	OF70FH2OS	Office slate
268404	OF70FH2OG	Office gray
314464	OF70FH2MT	Medium tone

HORIZONTAL SLOPED FACEPLATE - 4-PORT

Single-gang horizontal sloped communications faceplate accepts up to four MINI-COM modules (not included).

Anixter No.	Vendor No.	Description
268407	OF70FH4OB	Office beige
268409	OF70FH4OS	Office slate
268411	OF70FH4OG	Office gray
314466	OF70FH4MT	Medium tone

VERTICAL SLOPED FACEPLATE - 2-PORT

Single-gang vertical sloped communications faceplate accepts up to two MINI-COM modules (not included).

Anixter No.	Vendor No.	Description
268414	OF70FV2OB	Office beige
268418	OF70FV2OS	Office slate
268420	OF70FV2OG	Office gray
314467	OF70FV2MT	Medium tone

VERTICAL SLOPED FACEPLATE - 4-PORT

Single-gang vertical sloped communications faceplate accepts up to four MINI-COM modules (not included).

Anixter No.	Vendor No.	Description
268422	OF70FV4OB	Office beige
268423	OF70FV4OS	Office slate
268424	OF70FV4OG	Office gray
314468	OF70FV4MT	Medium tone

PAN-WAY Cove Raceway System

PANDUIT



PAN-WAY Cove Raceway is a two-piece multichannel raceway, which has the appearance of architectural molding that allows you to route, conceal, protect and terminate power and/or data cabling. This aesthetically pleasing and unique design softens the horizontal angles between wall and ceiling or the vertical angles between two walls. Cove Raceway may be painted to match any décor.

FEATURES

- UL and CSA rated to 600 V
- Bend radius control is maintained throughout the entire system as required by TIA/EIA 568-B and 569-B
- Tamper-resistant
- Transitions to PANDUIT T-45, and LD raceway
- Supplied with prepunched mounting holes

COVE RACEWAY BASE

Dimensions: 3.50 in. W x 3.50 in. H

Anixter No.	Vendor No.	Description
268391	WCM35BIW8	Off white, 8 ft.

COVE RACEWAY COVER

Anixter No.	Vendor No.	Description
268400	WCM35CIW8	Off white, 8 ft.

COVE RACEWAY DIVIDER WALL

Used to create separate channels in Cove Raceway base.

Anixter No.	Vendor No.	Description
268401	WCM35DW8	Off white, 8 ft.

COVER COUPLER FITTING

Used to join two pieces of Cove Raceway cover together. 10 per pack.

Anixter No.	Vendor No.	Description
268403	WCM35CCIW-X	Off white

**END CAP FITTING**

Used to terminate or to enter the raceway. Includes two breakouts for 1/2 in. and 3/4 in. conduit.

Anixter No.	Vendor No.	Description
268405	WCM35ECIW	Off white

**INSIDE CORNER FITTING**

Used to join Cove Raceway at inside corners. Maintains a minimum 1 in. bend radius of cabling.

Anixter No.	Vendor No.	Description
268406	WCM35ICIW	Off white

**OUTSIDE CORNER FITTING**

Used to join Cove Raceway at outside corners. Maintains a minimum 1 in. bend radius of cabling.

Anixter No.	Vendor No.	Description
268408	WCM35OCIW	Off white

**TEE FITTING**

Used to join sections of Cove Raceway to form a "tee" junction. Maintains a minimum 1 in. bend radius of cabling.

Anixter No.	Vendor No.	Description
268410	WCM35TIW	Off white

**TEE FITTING INSERT**

Mounts inside Cove Raceway tee fitting to maintain channel separation at tee junctions. Maintains a minimum 1 in. bend radius of cabling.

Anixter No.	Vendor No.	Description
268412	WCM35TI	Off white

**TRANSITION FITTING**

Used to transition from Cove Raceway to PAN-WAY T-45 raceway and LD series raceway.

Anixter No.	Vendor No.	Description
268413	WCM35TRIW	Off white

**WIRE RETAINER**

Holds wires in place and will not interfere with cover installation. 10 per pack.

Anixter No.	Vendor No.	Description
268415	WCM35WR-X	Gray

**BACKFEED FITTING**

Cove Raceway backfeed fitting with inserts allows cable entry and exit through the back of the raceway and conduit. Breakouts include 1/2 in., 3/4 in. and 1 in.

Anixter No.	Vendor No.	Description
268416	WCM35BFIW	Off white

**LOW-PROFILE TRANSITION FITTING**

Used to transition from Cove Raceway to PAN-WAY LDPH5 and LD5 raceway.

Anixter No.	Vendor No.	Description
268417	WCM35TR5IW	Off white

**LOW-PROFILE TRANSITION FITTING**

Used to transition from Cove Raceway to PAN-WAY LDPH10 and LD10 raceway.

Anixter No.	Vendor No.	Description
268419	WCM35TR10IW	Off white

**LOW-PROFILE TRANSITION FITTING**

Used to transition from Cove Raceway to PAN-WAY T70 raceway.

Anixter No.	Vendor No.	Description
314502	WCM35TR70IW	Off white

**DEVICE BOX AND FACEPLATE ADAPTER**

Used for power and/or data. Can be used with screw-on single- or double-gang faceplates and snap-on single-gang faceplates.

Anixter No.	Vendor No.	Description
268421	WCM35DBFIW	Off white

## Surface Raceway

# Wiremold

### V2000 Two-piece Metallic Raceway

WIREMOLD



#### FEATURES

- Steel raceway provides superior strength for any dry location installation
- Compact, low-profile appearance requires minimum space and blends with any decor
- Ivory ScuffCoat finish is scratch-resistant and can be painted over with latex paint

#### LINEAR RACEWAY

Anixter No.	Vendor No.	Description
232536	V2000BC	Base and cover, 5 ft. length
232537	V2000B-5	Base only, 5 ft. length
232538	V2000C	Cover only, 5 ft. length

#### FITTINGS

Anixter No.	Vendor No.	Description
272728	W30/W30G	Pressure-type wire connector
232539	2000WC	Wire clip
232540	V2003	Supporting clip
232541	2001	Coupling
232542	V2006	Cover clip
232543	2009	Ground clamp
232544	V2010A3	Entrance end fitting, 4 1/8 in. L
232545	V2010A2	Entrance end fitting, 2 1/8 in. L
232546	V2010B	Blank end fitting
232547	V2011	90° flat elbow
232549	V2015	Tee
232551	2017TC	Internal corner coupling
232554	V2018C	External elbow cover
232555	V2048	Single-gang receptacle box, 1 3/4 in. deep
246480	V2051H	Flush plate adapter
232556	V2048-2	Double-gang receptacle box, 1 3/4 in. deep
232558	V2089	Side reducing connector to 500/700 system raceway
232560	V2089E	End reducing connector to 500/700 system raceway

#### RACEWAY CUTTER

Anixter No.	Vendor No.	Description
232575	620	Base and cover shear
232577	620BCK	Replacement blade for Part No. 232575


#### PLUGMOLD MULTIOUTLET STRIPS

Plugmold Multioutlet Strips deliver power where you need it.

Anixter No.	Vendor No.	Description
232561	V20GB306	3 ft. Plugmold, 6 single outlets, 15 A
232562	V20GB512	5 ft. Plugmold, 5 single outlets, 15 A
232563	V20GB606	6 ft. Plugmold, 12 single outlets, 15 A
232564	V20GB612	6 ft. Plugmold, 6 single outlets, 15 A
232569	V20GB618	6 ft. Plugmold, 4 single outlets, 15 A
232571	V20GBA609	6 ft. Plugmold, 8 single outlets, 15 A
232572	V20GBA618	6 ft. Plugmold, 4 single outlets, 15 A

### V2400 Two-piece Metallic Raceway

WIREMOLD



#### FEATURES

- V2400 dimensions - 1 29/32 in. (48 mm) wide x 7/8 in. (22.2 mm) deep
- Steel raceway provides superior strength for any dry location with greater wire capacity than V2000
- Single- and dual-compartment, attractive, low-profile raceway design
- Ivory ScuffCoat finish is scratch-resistant and can be painted over with latex paint
- Removable cover

#### LINEAR RACEWAY

Anixter No.	Vendor No.	Description
232580	V2400BD	Divided base only, 10 ft. length
232581	V2400C	Cover only, 5 ft. length

#### FITTINGS

Anixter No.	Vendor No.	Description
232582	2401D	Coupling
232583	V2410BD	Divided end fitting
313597	V2410DF0	FiberReady divided entrance end fitting
232584	V2411DF0	Divided flat elbow
313598	V2415DF0	FiberReady 2 in. full capacity divided tee
232585	V2417DF0	Divided internal elbow
232586	V2418DF0	Divided external elbow
232588	V2435D	Divided feed box
232589	V2444D	Single-gang box
232590	V2444D-2A	Double-gang box
264728	5507-4TJ	Faceplate accepts four Ortronics TracJack
267786	55076TJ	Faceplate accepts six Ortronics TracJack
251641	5507D	Faceplate accepts duplex receptacle
232591	V4089	V4000 System to V2400 System adapter

### V2400 TWO-PIECE PLUGMOLD MULTI-OUTLET SYSTEMS



Ideal for short runs requiring additional outlets in electrically busy areas.

Anixter No.	Vendor No.	Description
232592	V24GB306	6 outlet (5-20), 20 amp, 3 ft. long, ivory
232593	V24GB506	10 outlet (5-20), 20 amp, 5 ft. long, ivory
232594	V24GB606	12 outlet (5-20), 20 amp, 6 ft. long, ivory

Anixter No.	Vendor No.	Description
242012	V3018AE	Exterior corner coupling 3000
267789	V3048R	Rectangular device plate 3000
267791	V3027AE	Single receptacle plate 3000, 1.38 in. to 1.4 in. diameter
267792	V3028	Utility box 3000
267794	V3033JE	Single receptacle plate 3000, 1.56 in. to 1.57 in. diameter
267793	V3036HE	Blank cover 3000
267799	V3040CE	Single pole switch plate
267800	V3043BE	Duplex receptacle plate 3000
267801	V3043GE	Duplex receptacle and cover 3000
267802	V3044-2	Extra deep switch and receptacle
267804	V3046BE	Duplex receptacle cover 3000

### V3000 Two-piece Metallic Raceway

#### WIREMOLD



Wiremold V3000 Two-piece Metallic Raceway is ideal for surface-mounting intermediate amounts of electrical wiring or communications cables. V3000 raceway offers a low-profile appearance which blends with any decor.

#### FEATURES

- V3000 dimensions - 2 3/4 in. (70.0 mm) wide x 1 15/32 in. (37.0 mm) deep
- Rugged steel raceway provides superior strength for any dry-location installation
- Accepts industry-standard connectivity
- Removable cover for easy access
- Full line of fittings
- Fittings have removable covers
- ScuffCoat finish is scratch-resistant and can be painted over with latex paint
- Color: ivory finish

Anixter No.	Vendor No.	Description
242011	V3000B	Raceway base 3000, 10 ft.
242014	V3000CE	Raceway cover 3000, 5 ft.
242007	V3003	Support clip 3000
242004	V3006E	Cover clip 3000
242284	V3010AE	Entrance end fitting 3000
242287	V3010B	Blank end fitting 3000
242315	V3010C	Entrance end fitting 3000
242288	V3011E	90° flat elbow 3000
242314	V3014C	Wallbox connector 3000
242013	V3015E	Tee 3000
242286	V3017TCE	Interior corner coupling 3000

### DS4000 Two-piece Metallic Raceway

#### WIREMOLD



#### FEATURES

- DS4000 dimensions - 5 1/2 in. (140 mm) wide x 2 1/16 in. (52 mm) deep
- Innovative profile, greater wiring capacity
- Unique downward-facing activations
- 10 Gig capability, NetClear compliant
- Streamlined fittings meet TIA 569 requirements for communications pathways
- Steel raceway provides superior strength for any dry-location installation
- Adjust-to-fit couplings for easy installation (included with base and fittings)
- Tamperproof - ideal for security, alarm or other security-sensitive applications
- UL 5 and ADA-compliant
- ScuffCoat finish is scratch-resistant and can be painted over with latex paint
- Designer ivory, gray, also available in black, bronze and aluminum material

#### LINEAR RACEWAY

Anixter No.	Vendor No.	Description
332001	DS4000B	DS4000 base, 10 ft.
332002	DS4000C-DV	Cover - designer ivory, 5 ft.
332003	DS4000C-DG	Cover - designer gray, 5 ft.
332004	DS4047C-DV	Single-channel NEMA device - designer ivory
332005	DS4047C-DG	Single-channel NEMA device - designer gray

Continued on next page >>

## Surface Raceway

# Wiremold

(continued) DS4000 Two-piece Metallic Raceway

### FITTINGS

Anixter No.	Vendor No.	Description
332006	DS4000WC	Wire clip holder
332007	DS4001	Adjust-to-fit coupling
332008	DS4010B-DV	Blank end fitting - designer ivory
332009	DS4010B-DG	Blank end fitting - designer gray
332010	DS4010A-DV	Entrance end fitting - designer ivory
332011	DS4010A-DG	Entrance end fitting - designer gray
332012	DS4011-DV	90° flat elbow - designer ivory
332013	DS4011-DG	90° flat elbow - designer gray
332014	DS4017-DV	Internal elbow - designer ivory
332015	DS4017-DG	Internal elbow - designer gray
332016	DS4018-DV	External elbow - designer ivory
332017	DS4018-DG	External elbow - designer gray
332018	DS4047D-DV	Single-channel NEMA device - designer ivory
332019	DS4047D-DG	Single-channel NEMA device - designer gray
332020	DS4047R-DV	Single-channel decorator device - designer ivory
332021	DS4047R-DG	Single-channel decorator device - designer gray
332022	DS4047MAB-DV	Single-channel MAB device - designer ivory
332023	DS4047MAB-DG	Single-channel MAB device - designer gray
332024	DSDWND-DV	Downward duplex receptacle - designer ivory
332025	DSDWND-DG	Downward duplex receptacle - designer gray
332026	DSDWNR-DV	Downward decorator receptacle - designer ivory
332027	DSDWNR-DG	Downward decorator receptacle - designer gray

### RACEWAY CUTTERS

Anixter No.	Vendor No.	Description
332028	640DS	Cover cutter

## V4000 Two-piece Metallic Raceway

### WIREMOLD



### FEATURES

- V4000 dimensions - 4 3/4 in. (121 mm) wide x 1 3/4 in. (44 mm) deep
- FiberReady 2 in. fiber optic/Cat 5e radius fittings
- Steel raceway provides superior strength for any dry location installation
- Large cross-section area provides ample space for large wiring requirements
- Dividable raceway base
- Feeder or header system

- Precut covers
- 4050 nonmetallic device plates
- UL 5 and ADA-compliant
- ScuffCoat finish is scratch-resistant and can be painted over with latex paint
- Color: ivory finish

### LINEAR RACEWAY

Anixter No.	Vendor No.	Description
232595	V4000B-10	Base only, 10 ft. length
232596	V4000C	Cover only, 5 ft. length
232597	G4000D	Divider, 5 ft. length

### FITTINGS

Anixter No.	Vendor No.	Description
232598	G4000WC	Wire clip
232599	4001A	Coupling
232600	4001DA	Divider clip
232602	V4010B	Blank end fitting
273495	V4010DFO	Entrance end fitting
232604	V4011	90° flat elbow
232605	V4014A	Wall box connector
232607	V4015	Tee
232609	V4015D	Divided tee
232611	V4017	Internal elbow
232612	V4017N	Inverted internal elbow
232613	G4017TCA	Internal corner divider clip
232614	4017/18RI	2 in. radius insert for internal/external elbow
232615	V4018	External elbow
232617	V4050	Plastic device mounting plate
284671	V4047RX	2-gang rectangular opening
284672	V4047RF	2-gang rectangular opening and modular furniture
284673	V4047JX	2-gang single round opening
284674	V4047C-2	2-gang device plate
284676	V4047C-1	1-gang device plate
284677	V4047BX	2-gang duplex rectangular opening
284678	V4047BT	2-gang duplex and TracJack
284679	V4047BS	2-gang duplex and Series II
284680	V4047BF	2-gang duplex and mod furniture
284681	V4047BB	2-gang with two duplex openings
284682	V4047AX	2-gang single round opening
264728	5507-4TJ	Faceplate accepts four Ortronics TracJack
267786	55076TJ	Faceplate accepts six Ortronics TracJack
251641	5507D	Faceplate accepts duplex receptacle

### RACEWAY CUTTERS

Anixter No.	Vendor No.	Description
232620	640B	Base cutter
232621	640BDK	Replacement blade for Part No. 232620
232622	640C	Cover cutter
232623	640CDK	Replacement blade for Part No. 232622



## V500/V700 One-piece Metallic Raceway

## WIREMOLD



Wiremold V500/V700 One-piece Metallic Raceway is ideal for surface-mounting small amounts of electrical wiring or communications cables. Both V500 and V700 rugged raceways offer a low-profile appearance which blends with any decor.

## FEATURES

- V500 dimensions - 3/4 in. (19.1 mm) wide x 17/32 in. (13.5 mm) deep
- V700 dimensions - 3/4 in. (19.1 mm) wide x 21/32 in. (16.7 mm) deep
- Rugged steel raceway provides superior strength for any dry-location installation
- Low-profile, unobtrusive appearance blends with any decor or setting
- Base and cover are a preassembled one-piece unit
- Full line of fittings
- Fittings have removable covers
- ScuffCoat finish is scratch-resistant and can be painted over with latex paint
- Ivory finish

## LINEAR RACEWAY- BOTH SIZES

Anixter No.	Vendor No.	Description
232488	V500-5	V500 raceway, 5 ft. length
232489	V500	V500 raceway, 10 ft. length
232490	V700-5	V700 raceway, 5 ft. length
124037	V700	V700 raceway, 10 ft. length

## FITTINGS - V500 SYSTEM

Anixter No.	Vendor No.	Description
232503	502	Plated bushing
182580	V504	Strap
232508	V518	External elbow
232507	V517	Internal elbow
232506	V512	45° flat elbow
232505	V511	90° flat elbow
232504	V506	Connection cover

## FITTINGS - V700 SYSTEM

Anixter No.	Vendor No.	Description
123998	V718	External elbow
123955	V717	Internal elbow
232511	V712	45° flat elbow
123972	V711	90° flat elbow
123979	V706	Connection cover
123809	V704	Strap
232509	702	Plated bushing

## FITTINGS AND SURFACE-MOUNT BOXES

Compatible with both V500 and V700 raceway systems.

Anixter No.	Vendor No.	Description
232513	5701	Galvanized coupling
123986	V5703	Supporting clip
232514	5709	Ground clamp
232515	V5711LHA	Internal twisted elbow (left)
232516	V5711RHA	Internal twisted elbow (right)
232517	V5715	Tee
232518	V5741	Single-gang device box, 1 3/8 in. deep
232519	V5745	Switch and receptacle box, 1 3/4 in. deep
232520	V5747	Shallow single-gang receptacle box, 1 3/8 in. deep
232521	V5747-2	Shallow double-gang receptacle box, 1 3/8 in. deep
124060	V5748	Single-gang receptacle box, 1 3/4 in. deep
232522	V5748-2	Double-gang receptacle box, 1 3/4 in. deep
232523	5782	1/2 in. conduit connector
202653	V5785	Combination connector
124045	V5786	Adjustable offset connector
232525	V5752	Double-gang ivory alarm device box, 1 3/8 in. deep
232526	R5752	Double-gang red alarm device box, 1 3/8 in. deep

## WALL SOURCE BOXES WSB SERIES

Field installed dividers allow low-voltage and power in one box.

Anixter No.	Vendor No.	Description
232527	WSB42-2	2-gang box, divider, mounting brackets
232528	WSB07-2A	Device mounting bracket and trim ring
232529	WSB42-4	4-gang box, dividers, mounting brackets
232530	WSB07-4A	Device mounting bracket and trim ring
264728	5507-4TJ	Faceplate accepts four Ortronics TracJack
267786	55076TJ	Faceplate accepts six Ortronics TracJack
251641	5507D	Faceplate accepts duplex receptacle

## RACEWAY CUTTERS

Anixter No.	Vendor No.	Description
232531	605	V500 system raceway cutter
232532	605K	Replacement blade for Part No. 232531
232533	607	V700 system raceway cutter
232534	607K	Replacement blade for Part No. 232533
232535	600B	V500/V700 system Benfield bender

## Surface Raceway

# Wiremold

### Eclipse Series Nonmetallic Raceway

WIREMOLD



#### FEATURES

- PN03 dimensions - 13/16 in. (20.6 mm) wide x 1/2 in. (12.7 mm) deep
- PN05 dimensions - 1 1/8 in. (29 mm) wide x 5/8 in. (15.9 mm) deep
- PN10 dimensions - 1 11/16 in. (43 mm) wide x 13/16 in. (20.6 mm) deep
- Designed for use with Ortronics TracJack and Series II devices
- Accommodates communications or power wiring
- Adhesive back for low-voltage (under 50 V) applications
- Lightweight and easy to handle
- Raceway available in three sizes
- Snap-on latching cover
- Built-in wire retainers
- UL Listed
- Fog white, ivory or white color. (Fog white matches Ortronics Connectivity Systems)

#### LINEAR RACEWAY

Fog white

Anixter No.	Vendor No.	Description
284683	PN03L08FW	PN03 small latching raceway, 8 ft. length
277565	PN05L08FW	PN05 small latching raceway, 8 ft. length
284686	PN10L08FW	PN10 small latching raceway, 8 ft. length
284688	PN03L10FW	PN03 small latching raceway, 10 ft. length
284689	PN05L10FW	PN05 small latching raceway, 10 ft. length
284691	PN10L10FW	PN10 small latching raceway, 10 ft. length

#### PN03 SERIES FITTINGS

Fog white

Anixter No.	Vendor No.	Description
284693	PN03F20FW	End cap
284694	PN03F11FW	Flat elbow
284695	PN03F17FW	Internal elbow
284696	PN03F19FW	External data elbow
284697	PN03F18FW	External elbow
284698	PN03F06FW	Cover clip
284699	PN03F15FW	Tee fitting

#### PN05 SERIES FITTINGS

Fog white

Anixter No.	Vendor No.	Description
284700	PN05F20FW	End cap
277558	PN05F11FW	Flat elbow
277560	PN05F17FW	Internal elbow

#### Anixter No. Vendor No.

284703	PN05F19FW
284704	PN05F18FW
277557	PN05F06FW
284706	PN05F15FW

#### Description

External data elbow
External elbow
Cover clip
Tee fitting

#### COMBINATION FITTINGS

Fog white

#### Anixter No. Vendor No.

284707	PN10F21FW
284708	PN153RFW
277564	PN05F86FW

#### Description

Combination entrance fitting
Reducers
Ceiling fitting

#### PN10 SERIES FITTINGS

Fog white

#### Anixter No. Vendor No.

284710	PN10F86FW
284711	PN10F20FW
277568	PN10F11FW
277570	PN10F17FW
284715	PN10F19FW
284716	PN10F18FW
284717	PN10F06FW
277569	PN10F15FW

#### Description

Ceiling fitting
End cap
Flat elbow
Internal elbow
External data elbow
External elbow
Cover clip
Tee fitting

#### ECLIPSE BOXES FOR USE WITH PN03, PN05 AND PN10 SERIES RACEWAYS

Fog white

#### Anixter No. Vendor No.

284719	PBB2S2FW
284720	PBB4TJFW
284721	PDB1S2FW
284722	PDB2S2FW
284723	PDB2TJFW
284724	PDB4TJFW
284725	PSB1FW
284726	PSB2FW

#### Description

Bezel box Ortronics Series II
Bezel box Ortronics TracJack
Small data box Ortronics Series II
Large data box Ortronics Series II
Small data box Ortronics TracJack
Large data box Ortronics TracJack
Single-gang power box
Double-gang power box

#### LINEAR RACEWAY

Ivory

#### Anixter No. Vendor No.

232731	PN03L08V
232732	PN05L08V
232734	PN10L08V

#### Description

PN03 small latching raceway, 8 ft. length
PN05 small latching raceway, 8 ft. length
PN10 small latching raceway, 8 ft. length

#### PN03 SERIES FITTINGS

Ivory

#### Anixter No. Vendor No.

232736	PN03F20V
232737	PN03F11V
232738	PN03F17V
232739	PN03F19V
232740	PN03F18V
232741	PN03F06V
232742	PN03F15V

#### Description

End cap
Flat elbow
Internal elbow
External data elbow
External elbow
Cover clip
Tee fitting

## PN05 SERIES FITTINGS

Ivory

Anixter No.	Vendor No.	Description
232743	PN05F20V	End cap
232744	PN05F11V	Flat elbow
232745	PN05F17V	Internal elbow
232746	PN05F19V	External data elbow
232747	PN05F18V	External elbow
232748	PN05F06V	Cover clip
232749	PN05F15V	Tee fitting

## COMBINATION FITTINGS

Ivory

Anixter No.	Vendor No.	Description
232750	PN10F21V	Combination entrance fitting
232751	PN153RV	Reducers
232752	PN05F86V	Ceiling fitting

## PN10 SERIES FITTINGS

Ivory

Anixter No.	Vendor No.	Description
232753	PN10F86V	Ceiling fitting
232754	PN10F20V	End cap
232755	PN10F11V	Flat elbow
232756	PN10F17V	Internal elbow
232757	PN10F19V	External data elbow
232758	PN10F18V	External elbow
232759	PN10F06V	Cover clip
232760	PN10F15V	Tee fitting

## ECLIPSE BOXES FOR USE WITH PN03, PN05 AND PN10 SERIES RACEWAYS

Ivory

Anixter No.	Vendor No.	Description
232761	PBB2S2V	Bezel box, Ortronics Series II
232762	PBB4TJV	Bezel box, Ortronics TracJack
232763	PDB1S2V	Small data box, Ortronics Series II
232764	PDB2S2V	Large data box, Ortronics Series II
232765	PDB2TJV	Small data box, Ortronics TracJack
232766	PDB4TJV	Large data box, Ortronics TracJack
232767	PSB1V	Single-gang power box
232768	PSB2V	Double-gang power box

## LINEAR RACEWAY

White

Anixter No.	Vendor No.	Description
264005	PN03L08WH	PN03 small latching raceway, 8 ft. length
264006	PN05L08WH	PN05 small latching raceway, 8 ft. length
264008	PN10L08WH	PN10 small latching raceway, 8 ft. length

## PN03 SERIES FITTINGS

White

Anixter No.	Vendor No.	Description
266313	PN03F20WH	End cap
266322	PN03F11WH	Flat elbow
266310	PN03F17WH	Internal elbow
266312	PN03F19WH	External data elbow
266311	PN03F18WH	External elbow
264022	PN03F06WH	Cover clip
264023	PN03F15WH	Tee fitting

## PN05 SERIES FITTINGS

White

Anixter No.	Vendor No.	Description
266319	PN05F20WH	End cap
266315	PN05F11WH	Flat elbow
266316	PN05F17WH	Internal elbow
266318	PN05F19WH	External data elbow
266317	PN05F18WH	External elbow
264011	PN05F06WH	Cover clip
264024	PN05F15WH	Tee fitting

## COMBINATION FITTINGS

White

Anixter No.	Vendor No.	Description
266329	PN10F21WH	Combination entrance fitting
266334	PN153RWH	Reducers
266320	PN05F86WH	Ceiling fitting

## PN10 SERIES FITTINGS

White

Anixter No.	Vendor No.	Description
266330	PN10F86WH	Ceiling fitting
266328	PN10F20WH	End cap
264012	PN10F11WH	Flat elbow
266324	PN10F17WH	Internal elbow
266327	PN10F19WH	External data elbow
266325	PN10F18WH	External elbow
264010	PN10F06WH	Cover clip
264025	PN10F15WH	Tee fitting

## ECLIPSE BOXES FOR USE WITH PN03, PN05 AND PN10 SERIES RACEWAYS

White


Anixter No.	Vendor No.	Description
266265	PBB2S2WH	Bezel box, Ortronics Series II
266267	PBB4TJWH	Bezel box, Ortronics TracJack
266269	PDB1S2WH	Small data box, Ortronics Series II
266272	PDB2S2WH	Large data box, Ortronics Series II
266609	PDB2TJWH	Small data box, Ortronics TracJack
266274	PDB4TJWH	Large data box, Ortronics TracJack
266336	PSB1WH	Single-gang power box
266337	PSB2WH	Double-gang power box

## Cable Routing and Wiring Duct

# ADC

### FiberGuide Fiber Raceway

ADC KRONE



ADC's FiberGuide fiber management systems offer the greatest breadth of optical raceway products in the industry. In response to customer requirements, ADC continues to innovate and improve FiberGuide systems, adding greater flexibility and driving down installation time to ensure a smooth deployment. FiberGuide is a raceway system designed to protect and route fiber optic patch cords, multi-fiber cable assemblies and intrafacility fiber cable (IFC) to and from fiber splice enclosures, fiber distribution frames and fiber optic terminal devices. FiberGuide ensures a two-inch minimum bend radius is maintained throughout the system. Tool-less, Snap-Fit junctions, cover options and Plenum Express Exit drops significantly reduce the amount of time required for installation. FiberGuide is available in 2x2, 3x6, 4x4, 4x6, 4x12 and 4x24 sizes.

#### FEATURES

- Speed of installation
- Speed of deployment
- Raceway flexibility
- Fiber protection
- Strength and durability

Anixter No.	Vendor No.	Description
205864	FGS-HNTR-5/8	New threaded rod bracket kit, 5/8 in.
238811	FGS-HNTR-1/2	New threaded rod bracket kit, 1/2 in.
222020	FGS-HTHR-5/8-12	Threaded rod, 5/8 - 11 x 12 in.
228349	FGS-HTHR-5/8-72	Threaded rod, 5/8 - 11 x 72 in.
355293	FGS-HLDR-5/8	Ladder rack bracket kit, 5/8 in.
378483	FGS-HETR-5/8-A	Modified existing threaded rod bracket kit, 5/8 in.
386016	FGSB-MDSP-B	6 in. downspout
394664	FGSB-MSHS-A	4 in., 6 foot long, horizontal straight section
394667	FGSB-MDSP-A	4 in. downspout
394668	FGSB-MFAW-A	4x4 snap fit junction
394669	FGSB-MEXP-A/B/F	2 in. Express Exit downspout

Please call your local sales representative for additional size and raceway options.

## FIBERRUNNER Routing System

PANDUIT



The FIBERRUNNER Routing System is a system of channel, fittings and brackets designed to segregate, route and protect fiber optic and high-performance copper cabling. It is suited for data center applications where cable is routed from distribution areas to equipment cabinets or racks. It is also used in Telco Central Offices to route fiber optic jumper cables between fiber distribution frames and equipment bays. It can be deployed over the racks or in approved underfloor applications. The channel and fittings are made from V-0 flame class-rated plastic material. Mounting brackets are steel.

## FEATURES

- Channel and covers are 6 ft. lengths
- Part numbers shown are yellow, also available in orange and black

## CHANNEL

Anixter No.	Vendor No.	Description
260510	FR12X4YL6	12 in. x 4 in.
224964	FR6X4YL6	6 in. x 4 in.
245491	FR4X4YL6	4 in. x 4 in.
276942	HS2X2YL6NM	2 in. x 2 in.

## SNAP-ON HINGED COVER

Anixter No.	Vendor No.	Description
271402	FRHC12YL6	12 in. x 4 in.
224968	FRHC6YL6	6 in. x 4 in.
245494	FRHC4YL6	4 in. x 4 in.
276940	HC2YL6	2 in. x 2 in.

## COUPLER FITTINGS (QUICKLOCK COUPLER)

Preassembled to provide fast mechanical assembly of components. No tools required for installation, bolts loosen for component disassembly.

Anixter No.	Vendor No.	Description
545367	FRBC12X4YL	12 in. x 4 in.
224970	FRBC6X4YL	6 in. x 4 in.
245495	FRBC4X4YL	4 in. x 4 in.
272192	FBC2X2YL	2 in. x 2 in.

## HORIZONTAL RIGHT ANGLE FITTINGS AND SPLIT COVERS

Used to join channel at 90-degree horizontal junctions.

Anixter No.	Vendor No.	Description
545709	FARRA12X4YL	12 in. x 4 in. fitting
278561	FRRASC12YL	12 in. x 4 in. fitting cover
224975	FARRA6X4YL	6 in. x 4 in. fitting
224976	FRRASC6YL	6 in. x 4 in. fitting cover

Anixter No.	Vendor No.	Description
245496	FRRA4X4YL	4 in. x 4 in. fitting
245502	FRRASC4YL	4 in. x 4 in. fitting cover

## HORIZONTAL TEE FITTINGS AND SPLIT COVERS

Used to join channel at tee intersections.

Anixter No.	Vendor No.	Description
545363	FRT12X4YL	12 in. x 4 in. tee fitting
271401	FRTSC12YL	12 in. x 4 in. tee fitting cover
224973	FRT6X4YL	6 in. x 4 in. tee fitting
224974	FRTSC6YL	6 in. x 4 in. tee fitting cover
245503	FRT4X4YL	4 in. x 4 in. tee fitting
245504	FRTSC4YL	4 in. x 4 in. tee fitting cover

## FOUR-WAY CROSS FITTINGS AND SPLIT COVERS

Attaches to channel to create a horizontal four-way cross intersection.

Anixter No.	Vendor No.	Description
224979	FRFWC6X4YL	6 in. x 4 in. fitting
224980	FRFWCSC6YL	6 in. x 4 in. fitting cover
279737	FRFWC4X4YL	4 in. x 4 in. fitting
279738	FRFWCSC4YL	4 in. x 4 in. fitting cover

## END-CAP FITTINGS

Used for closing off open ends of the channel.

Anixter No.	Vendor No.	Description
545365	FREC12X4YL	12 in. x 4 in.
224991	FREC6X4YL	6 in. x 4 in.
245506	FREC4X4YL	4 in. x 4 in.

## VERTICAL TEE FITTING

Attaches to channel and/or fittings to create a 90° vertical drop from a horizontal run.

Anixter No.	Vendor No.	Description
545368	FRVT12X4YL	12 in. x 4 in.
224981	FRVT6X4YL	6 in. x 4 in.
245508	FRVT4X4YL	4 in. x 4 in.
257971	FVTHD2X2YL	2 in. x 2 in.

## INSIDE VERTICAL 45° FITTINGS

Used to join channel at 45° inside corners.

Anixter No.	Vendor No.	Description
224988	FRIV456X4YL	6 in. x 4 in.
259684	FRIV454X4YL	4 in. x 4 in.

## OUTSIDE VERTICAL RIGHT ANGLE FITTINGS AND SPLIT COVERS

Used to join channel at 90° outside corners.

Anixter No.	Vendor No.	Description
546968	FROVRA12X4YL	12 in. x 4 in. fitting
224986	FROVRA6X4YL	6 in. x 4 in. fitting
224987	FROVRASC6YL	6 in. x 4 in. fitting cover
279740	FROVRA4X4YL	4 in. x 4 in. fitting
279741	FROVRASC4YL	4 in. x 4 in. fitting cover

Continued on next page &gt;&gt;

## Cable Routing and Wiring Duct

# PANDUIT

### (continued) FIBERRUNNER Routing System

#### REDUCER FITTINGS AND COVER

Anixter No.	Vendor No.	Description
545366	FRRF126YL	12 in. x 4 in. reduces to 6 in. x 4 in.
271406	FRRF126SCYL	Cover for 12 in. x 4 in. to 6 in. x 4 in. reducer

#### SPILL-OVER JUNCTIONS

Assembled onto 12x4, 6x4, and 4x4 channels.

Anixter No.	Vendor No.	Description
411284	FRSPJ4X4YL	4 in. x 4 in. exit

#### THREE-SIDED BRC TRUMPET SPILL-OUTS

Anixter No.	Vendor No.	Description
545739	FRTR6X4YL	6 in. x 4 in.
245505	FRTR4X4YL	4 in. x 4 in.

#### SPILL-OUTS TO 1.5 IN. INSIDE DIAMETER CORRUGATED TUBING

Used to route one or two pieces of 1.5 in. inside diameter split corrugated tubing.

Anixter No.	Vendor No.	Description
224982	FIDT4X4BL	2-port black spill-out
271396	FIDT2X2YL	1-port yellow spill-out

#### CORRUGATED LOOM TUBING

Provides protection for fiber optic cables.

Anixter No.	Vendor No.	Description
225014	CLT150F-X20	1.5 in. inside diameter corrugated loom tubing

#### MOUNTING BRACKETS

A full complement of brackets are available for attaching system components to ladder rack, threaded rod, auxiliary framing, strut, equipment racks and raised floor pedestals.

Anixter No.	Vendor No.	Description
224997	FR6TRBN58	6 in. QUIKLOCK bracket for new 5/8 in. threaded rod
224995	FR6TRBE58	6 in. QUIKLOCK bracket for existing 5/8 in. threaded rod
225002	FR6ALB	6 in. adjustable ladder rack bracket

### FIBER-DUCT Routing System

#### PANDUIT



The FIBER-DUCT Routing System is a complete fiber optic cable routing system that can be used for all fiber optic cabling installations. Used in telecommunications closets, equipment rooms or in approved underfloor applications. The channel comes with standard mounting holes. The specially designed fittings feature a minimum 2 in. bend radius to protect fiber optic cables. The channel and fittings are made from V-0 flame class-rated materials.

#### FEATURES

- Channel and covers are 6 ft. lengths
- All products shown are yellow, also available in orange and black

#### SLOTTED CHANNEL

Anixter No.	Vendor No.	Description
227975	E2X2YL6	2 in. x 2 in.
255582	E4X4YL6	4 in. x 4 in.

#### SOLID CHANNEL

Anixter No.	Vendor No.	Description
266896	S2X2YL6NM	2 in. x 2 in.
227974	S4X4YL6NM	4 in. x 4 in.

#### COVER

Anixter No.	Vendor No.	Description
227977	C2YL6	2 in. x 2 in.
227978	C4YL6	4 in. x 4 in.

#### COUPLER FITTING

Used to join two sections of channel together. Provides added strength and rigidity.

Anixter No.	Vendor No.	Description
227979	FCF2X2YL	2 in. x 2 in.
227982	FCF4X4YL	4 in. x 4 in.

#### HORIZONTAL RIGHT-ANGLE FITTING AND COVER

Used to join channel at 90° horizontal junctions.

Anixter No.	Vendor No.	Description
228038	FRA2X2YL	2 in. x 2 in.
228040	FRA4X4YL	4 in. x 4 in.

#### HORIZONTAL TEE FITTING

Used to join channel at tee intersections.

Anixter No.	Vendor No.	Description
228029	FT2X2YL	2 in. x 2 in.
228030	FT4X4YL	4 in. x 4 in.

#### FOUR-WAY CROSS FITTING AND COVER

Attaches to channel to create horizontal four-way cross intersection.

Anixter No.	Vendor No.	Description
228004	FFWC4X4YL	4 in. x 4 in.

#### END-CAP FITTING

Used for closing off open ends of the channel.

Anixter No.	Vendor No.	Description
227992	FEC2X2YL	2 in. x 2 in.
227993	FEC4X4YL	4 in. x 4 in.

#### VERTICAL TEE FITTING AND COVER

Attaches to channel to create a 90° vertical drop from a horizontal run.

Anixter No.	Vendor No.	Description
228037	FVT4X4YL	4 in. x 4 in.

#### INSIDE VERTICAL RIGHT-ANGLE FITTING AND COVER

Used to join channel at 90° inside corners.

Anixter No.	Vendor No.	Description
276941	FIVRA2X2YL	2 in. x 2 in.

OUTSIDE VERTICAL RIGHT-ANGLE FITTING AND COVER

Used to join channel at 90° outside corners.

Anixter No.	Vendor No.	Description
228009	FOVRA2X2YL	2 in. x 2 in.
228010	FOVRA4X4YL	4 in. x 4 in.

INSIDE VERTICAL 45° FITTING

Used to join channel at 45° inside corners.

Anixter No.	Vendor No.	Description
228019	FIV454X4YL	4 in. x 4 in.

OUTSIDE VERTICAL 45° FITTING AND COVER

Used to join channel at 45° outside corners.


Anixter No.	Vendor No.	Description
228028	FOV454X4YL	4 in. x 4 in.

REDUCER FITTING AND COVER

Anixter No.	Vendor No.	Description
255581	FRF42YL	4 in. x 4 in. to 2 in. x 2 in.

Type H Hinged Cover Wiring Duct

PANDUIT



Type H Hinged Cover Wiring Duct is a two-piece wide finger design duct with dual-sided hinging cover that can be opened up to 100° from either side of the duct. Ideal for applications that require frequent access, like in control panel or cabinet wiring for equipment modifications or repair and in communications closets where moves, adds and changes are frequent.

FEATURES

- Made of lead-free PVC
- UL Recognized Component continuous use temperatures up to 50°C (122°F)
- UL Flammability Rating V-0
- Provided with mounting holes

LIGHT GRAY DUCT

Anixter No.	Vendor No.	Width (in.)	Height (in.)
314503	H1.5X2LG6	1.75	1.98
314529	H1.5X3LG6	1.75	3.06
250222	H2X2LG6	2.17	1.98
314530	H2X3LG6	2.17	3.06
314531	H2X4LG6	2.17	4.10
314532	H3X3LG6	3.25	3.06
314533	H3X4LG6	3.25	4.10
314534	H4X4LG6	4.25	4.10

LIGHT GRAY COVERS

Anixter No.	Vendor No.	Cover Size (in.)
314535	HC1.5LG6	1.5
268966	HC2LG6	2.0
314548	HC3LG6	3.0
314549	HC4LG6	4.0

BLACK DUCT

Anixter No.	Vendor No.	Width (in.)	Height (in.)
314550	H1.5X2BL6	1.75	1.98
314551	H1.5X3BL6	1.75	3.06
314552	H2X3BL6	2.17	3.06
250221	H2X2BL6	2.17	1.98
314553	H2X4BL6	2.17	4.10
314554	H3X3BL6	3.25	3.06
314555	H3X4BL6	3.25	4.10
262719	H4X4BL6	4.25	4.10

BLACK COVERS

Anixter No.	Vendor No.	Cover Size (in.)
314556	HC1.5BL6	1.5
265238	HC2BL6	2.0
314557	HC3BL6	3.0
262720	HC4BL6	4.0

Type HN Hinged Cover Narrow Slot Wiring Duct

PANDUIT

Type HN Narrow Slot Wiring Duct is ideal for high-density cabling applications that also require easy cable access for frequent equipment modifications or repairs where moves, adds and changes are common. Due to the hinging feature, Hinged Cover Slotted Wall Wiring Duct reduces the time and hassle associated with removing and reinstalling traditional duct cover to perform maintenance or changes.

FEATURES

- Made of lead-free PVC
- UL Recognized Component continuous use temperatures up to 50°C (122°F)
- UL Flammability Rating V-0
- Provided with mounting holes

LIGHT GRAY DUCT

Anixter No.	Vendor No.	Width (in.)	Height (in.)
363212	HN1.5X2LG6	1.75	1.98
363215	HN1.5X3LG6	1.75	3.06
363216	HN2X2LG6	2.17	1.98
363217	HN2X3LG6	2.17	3.06
363218	HN2X4LG6	2.17	4.10
363219	HN3X3LG6	3.25	3.06
363220	HN3X4LG6	3.25	4.10
363221	HN4X4LG6	4.25	4.10

Continued on next page >>

## Cable Routing and Wiring Duct

# PANDUIT

(continued) Type HN Hinged Cover Narrow Slot Wiring Duct

### LIGHT GRAY COVERS

Anixter No.	Vendor No.	Cover Size (in.)
314535	HC1.5LG6	1.5
268966	HC2LG6	2.0
314548	HC3LG6	3.0
314549	HC4LG6	4.0

### Type G Wide Slot Wiring Duct

PANDUIT



Type G Wide Slot Wiring Duct is a wide finger, slotted wall duct for greater rigidity and larger slot width requirements. Perfect for applications requiring breakouts of larger wire diameters and higher wire load capacities.

#### FEATURES

- Made from lead-free PVC
- UL Recognized Component continuous use temperature: 50°C (122°F)
- UL 94 Flammability Rating of V-0
- Provided with mounting holes
- Conforms with NFPA 79-2007 section 13.3.1 requirement for flame-retardant material

### LIGHT GRAY DUCT

Anixter No.	Vendor No.	Width (in.)	Height (in.)
192897	G1X1.5LG6	1.0	1.5
198259	G1.5X2LG6	1.5	2.0
198248	G2X4LG6	2.0	4.0
198249	G3X2LG6	3.0	2.0
198250	G3X3LG6	3.0	3.0
189603	G4X5LG6	4.0	5.0

### LIGHT GRAY COVERS

Anixter No.	Vendor No.	Cover Size (in.)
071956	C1LG6	1.0
097989	C1.5LG6	1.5
073147	C2LG6	2.0
074094	C3LG6	3.0
067767	C4LG6	4.0

### WHITE DUCT

Anixter No.	Vendor No.	Width (in.)	Height (in.)
192899	G1X2WH6	1.0	2.0
192903	G3X2WH6	3.0	2.0
192913	G3X3WH6	3.0	3.0
198261	G4X3WH6	4.0	3.0

### WHITE COVERS

Anixter No.	Vendor No.	Cover Size (in.)
139996	C1WH6	1.0
096927	C3WH6	3.0
063652	C4WH6	4.0

### BLACK DUCT

Anixter No.	Vendor No.	Width (in.)	Height (in.)
250162	G1X1.5BL6	1.0	1.5
250163	G1X2BL6	1.0	1.5
250164	G1.5X2BL6	1.5	2.0
250165	G2X4BL6	2.0	4.0
250166	G3X2BL6	3.0	2.0
198251	G3X3BL6	3.0	3.0
250173	G4X3BL6	4.0	3.0
250174	G4X5BL6	4.0	5.0

### BLACK COVERS

Anixter No.	Vendor No.	Cover Size (in.)
C1BL6	C1BL6	1.0
183502	C1.5BL6	1.5
181426	C2BL6	2.0
176239	C3BL6	3.0
176237	C4BL6	4.0

### Type FL Flexible Wiring Duct

PANDUIT



Type FL Flexible Wiring Duct is a one-piece slotted sidewall, open finger design wiring duct intended to route and protect installed in control panels applications that require flexibility. Perfect for control panel back planes and side walls, over hinges, to components mounted on control panels' doors.

#### FEATURES

- Flexible, polypropylene material
- Rated for continuous use temperatures up to 65°C (149°F)
- UL 94 Flammability Rating of V-2
- Factory-applied adhesive tape provided for easy mounting
- Standard color is gray/green; also available in RAL 7040 light gray, call your local sales representative for ordering information.

Anixter No.	Vendor No.	Description
314561	FL12X12LG-A	12 mm H x 12 mm W
314562	FL25X25LG-A	25 mm H x 25 mm W
314563	FL50X50LG-A	50 mm H x 50 mm W



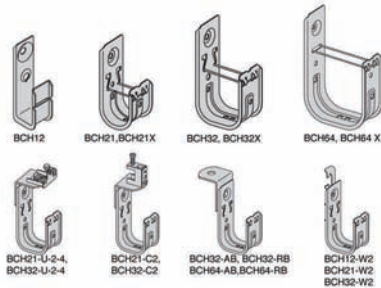
# Cooper B-Line

## Spring Steel Fasteners

### COOPER B-LINE

Cooper B-Line offers an extensive line of spring steel fasteners designed to attach to structures and provide required cabling support.

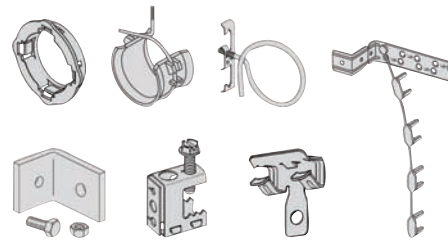
#### CABLE HOOKS



Cooper B-Line cable hooks with exclusive Quick Latch cable retainers provide secure cable support and containment. Xylan-coated cable hooks provide a smooth "frictionless" cable surface.

Anixter No.	Vendor No.	Description
268194	BCH21X	1 5/16 in. cable hook, Xylan-coated
268195	BCH32X	2 in. cable hook, Xylan-coated
268196	BCH64X	4 in. cable hook, Xylan-coated
245214	BCH21	1 5/16 in. cable hook
245231	BCH21W2	1 5/16 in. cable hook with rod fastener
221885	BCH32	2 in. cable hook
245229	BCH32AB	2 in. cable hook with all-thread rod fastener
245230	BCH32C2	2 in. cable hook with beam clamp screw type
204635	BCH32RB	2 in. cable hook with angle bracket
231005	BCH32U24	2 in. cable hook with beam clamp hammer on type
232224	BCH32W2	2 in. cable hook with rod fastener
222878	BCH64	4 in. cable hook
232220	BCH64AB	4 in. cable hook with all-thread rod fastener
284540	BCH12	3/4 in. cable hook
284542	BCH12W2	3/4 in. cable hook with rod fastener


#### BRACKETS, CLAMPS AND BRIDLE RINGS



Cable hooks in combination with other fasteners provide an economical solution for the attachment of Category 5, Category 6, fiber optic, innerduct and other communications cables directly to a variety of structures.

Anixter No.	Vendor No.	Description
245218	BC1	Beam clamp for 1/4 in. or 3/8 in. rod
204627	BCHK2	Angle bracket kit
245234	BE24	Flange beam fasteners 1/8 in. to 1/4 in.
245235	BE58	Flange beam fasteners 5/16 in. to 1/2 in.
245237	BM1	Metal stud plastic grommet
245238	BR324T	Bridle ring 2 in. ring with 1/4 in. thread size
245239	BR324TW2	Bridle ring 2 in. ring with 1/4 in. thread size with rod fasteners
245240	BR324W	Bridle ring 2 in. ring with 1/4 in. thread size lag screw for wood
245241	BR644T	Bridle ring 4 in. ring with 1/4 in. thread size
245236	BRC4	Staple-Lok multi-purpose cable support
284558	BRS32A	Bridle ring 2 in. with saddle
284559	BRS64A	Bridle ring 4 in. with saddle

#### WALL-MOUNTING BRACKETS



Designed for securing low-voltage Class 2 devices to 1/2 in. or 5/8 in. drywall with out outlet box and for installing on the studs during new construction.

Anixter No.	Vendor No.	Description
161258	BB10	Single-gang box eliminator bracket
245212	BB10L	Single-gang box eliminator bracket with screws
316798	BB10P	Nonmetallic single-gang low-voltage mounting bracket
245215	BB15	Stud-mounted cover plate mounting bracket, single gang
245213	BB20	Double-gang box eliminator bracket
376209	BB423208	Stud-mounted cover plate mounting bracket, double gang
245217	BB816	Box mounting bracket for 16 in. stud spacing

## J-hooks and Fasteners

# ERICO

### CADDY CAT LINKS

ERICO



CADDY CAT LINKS is the most technologically advanced cable support system from ERICO. It is cULus Listed and designed to meet the growing trend of larger diameter cable sizes from the cable industry.

#### FEATURES

- Wide-base design with smooth, beveled edges provides a large bending radius for 10 Gb systems for all J-hook sizes
- Accommodates a variety of attachment methods: threaded rod, wall-mount, etc. and is expandable for additional integrated pathways
- All J-hooks can be attached to other fasteners in multiple configurations (J-hook to J-hook, J-hook to fasteners)
- Requires no screws, rivets or special tools for installation of fastener assemblies, tree bracket assemblies or puller assemblies
- Utilizes recycled raw materials in its manufacturing and is also recyclable itself
- Less time and labor are required for the CADDY CAT LINKS system installation compared to cable tray systems and no grounding is necessary

Anixter No.	Vendor No.	Description
370137	CAT16HP	1 in. J-hook
370138	CAT32HP	2 in. J-hook
370139	CAT48HP	3 in. J-hook
370140	CAT64HP	4 in. J-hook
370141	CATHPAN	Angle bracket with 3/16 in. mounting hole
370142	CATHPA4	Angle bracket with 1/4 in. mounting hole
370143	CATHPA6	Angle bracket with 3/8 in. mounting hole
370144	CATHPA4	Straight bracket with .282 in. mounting hole
370145	CATHPA4	Tree mounting bracket
370146	CATHP24	Hammer-on assembly for 1/4 in. to 1/8 in. flange with 360° rotation
370147	CATHP58	Hammer-on assembly for 5/16 in. to 1/2 in. flange with 360° rotation
370148	CATHP912	Hammer-on assembly for 1/2 in. to 3/4 in. flange with 360° rotation
370149	CATHPBCB	Screw-on beam assembly for 1/8 in. to 1/2 in. flange with 360° rotation
370150	CATHPBC200B	Screw-on beam assembly for 1/8 in. to 5/8 in. flange with 360° rotation
370151	CATHP24SM	Hammer-on assembly for 1/8 in. to 1/4 in. flange
370152	CATHP58SM	Hammer-on assembly for 5/16 in. to 1/2 in. flange
370153	CATHP912SM	Hammer-on assembly for 1/2 in. to 3/4 in. flange

Anixter No.	Vendor No.	Description
370154	CATHPBC	Screw-on beam assembly for 1/8 in. to 1/2 in. flange
370155	CATHPBC200	Screw-on beam assembly for 1/8 in. to 5/8 in. flange
370156	CATHPAF14	Z purlin assembly for 1/16 in. to 1/4 in. flange
370157	CATHPVF14	C purlin assembly for 1/16 in. to 1/4 in. vertical flange
370158	CATHPESC	Easy strut assembly
370159	CATHP4Z34	Rod/flange assembly for #12 SWG - 1/4 in. wire or plain rod, 1/4 in. threaded rod and 1/8 in. to 3/8 in. flange
370160	CATHP6Z34	Rod/flange assembly for 3/8 in. threaded rod and 3/8 in. to 9/16 in. flange
370161	CATHPCD0B	Underfloor assembly for 3/4 in. round pedestal
370162	CATHPCD1B	Underfloor assembly for 7/8 in. to 1 in. round pedestal or 3/4 in. square pedestal
370163	CATHPCD2B	Underfloor assembly for 7/8 in. square pedestal
370164	CATHPCD2.5B	Underfloor assembly for 1 in. square pedestal
370165	CAT16HPTS	Acoustical tee bar assembly
374842	CATHPPLR	Cable puller for CATHP

### CADDY CAT CM Cable Support System

ERICO



#### CADDY CAT CM

Anixter No.	Vendor No.	Description
256201	CAT100CM	Double J-hook
256202	CAT200CM	U-hook 200 mm/8 in. with T-nut
256203	CAT200CMLN	U-hook 200 mm/8 in. less nut
256204	CAT300CM	U-hook 300 mm/12 in. with T-nut
256205	CAT300CMLN	U-hook 300 mm/12 in. less nut
256213	CATTBCM	Protection tube
256208	CATRL200CM	Roller 200 mm/8 in. (incl. rod and nuts)
256210	CATRL300CM	Roller 300 mm/12 in. (incl. rod and nuts)
256211	CATRT200CM	Wire retainer 200 mm/8 in.
256212	CATRT300CM	Wire retainer 300 mm/12 in.
331608	CATWMCM	Wall bracket

STRUT, THREADED ROD AND HARDWARE

Anixter No.	Vendor No.	Description
268101	0503710EG	Threaded rod, 3/8 in. x 10 ft., electrogalvanized
268102	0505010EG	Threaded rod, 1/2 in. x 10 ft., electrogalvanized
268103	0100037EG	Hex nut, 3/8 in., electrogalvanized
268104	0100050EG	Hex nut, 1/2 in., electrogalvanized
268105	0110037EG	Round washer, 3/8 in., electrogalvanized
268106	0110050EG	Round washer, 1/2 in., electrogalvanized

CADDY CABLECAT Wide Base Cable Supports

ERICO



FEATURES

- Provides proper support of fiber optic cables and innerduct
- Many sizes and designs are available to attach to a variety of structures
- Cost-effective alternative to expensive cable tray
- Galvanized finish on the J-hooks provide smoother cable pull and greater corrosion resistance
- cULus Listed. Complies with NEC and TIA requirements for structured cabling systems

Anixter No.	Vendor No.	Description
196469	CAT12	Up to 16 4-pair UTP Cat 5e or 2-strand fiber optic cable, or 10 Cat 6 3/4 in. dia. loop
249454	CAT12TS	Acoustical tee bar
222710	CAT124Z34	12 thru 1/4 in. wire, plain, or threaded rod and 1/8 in. thru 3/8 in. flange - 3/4 in. dia. loop
178304	CAT21	Up to 50 4-pair UTP Cat 5e or 2-strand fiber optic cable or innerduct, or 32 Cat 6 1 5/16 in. dia. loop
197371	CAT2124SM	Hammer-on 1/8 in. thru 1/4 in. flange - 1 5/16 in. diameter loop
197370	CAT2158SM	Hammer-on 5/16 in. thru 1/3 in. flange - 1 5/16 in. diameter loop
194595	CAT21BC	Screw-on 1/8 in. thru thru 1/2 in. flange - 1 5/16 in. diameter loop
178314	CAT32	Up to 80 4-pair UTP Cat 5e or 2-strand fiber optic cable or innerduct, or 50 Cat 6 2 in. dia. loop
178194	CAT3224	Hammer-on 1/8 in. thru 1/4 in. flange - rotates 360° - 2 in. dia. loop

Anixter No.	Vendor No.	Description
184873	CAT324Z34	#12 thru 1/4 in. wire, plain or threaded rod and 1/8 in. thru 3/8 in. flange - 2 in. dia. loop
184872	CAT326Z34	3/8 in. plain or threaded rod and 3/8 in. thru 9/16 flange - 2 in. dia. loop
178195	CAT32BC	Screw-on 1/8 in. thru 1/2 in. flange - 2 in. dia. loop
196474	CAT425	Up to 425 4-pair UTP or 2-strand fiber optic cable or 265 Cat 6 - 4 in. to 6 in. dia. loop
193654	CAT42524SM	Hammer-on, 1/8 in. to 1/4 in. flange - 4 in. to 6 in. dia. loop
242630	CAT64	Up to 300 4-pair UTP Cat 5e or 2-strand fiber optic cable, or 185 Cat 6 - 4 in. dia. loop
224142	CAT64AFAB3	J-hook angle bracket pre-riveted assembly
178315	CATHBA	Extended J-hook angle bracket - 1/4 in. mounting hole
249455	CAT32AFAB6	Angle bracket assembly 3/8 in. mounting hole

CADDY CABLECAT Pulley

ERICO



CADDY CABLECAT pulley comes in 2 in. and 4 in. sizes to work on the CADDY 2 in. and 4 in. J-hooks.

FEATURES

- Frees up the "second man" on cable pulling
- Accepts cable sizes up to 20 4-pair UTP Cat 5/5e cables (Part No. 228684) and 40 4-pair UTP Cat 5/5e cables (Part No. 219915)
- Complies with the TIA standard requirement by minimizing the pull force on the cable
- Maintains proper bend radius and protects cable during installation

Anixter No.	Vendor No.	Description
228684	CAT32PLR	2 in.
219915	CAT64PLR	4 in.

## J-hooks and Fasteners

# ERICO

### CADDY CABLECAT Vertical Backbone Cable Support

ERICO



Backbone cables can be installed easily from the bottom floor as the vertical CADDY CABLECAT system acts as an installation tool as well as a support after installation.


#### FEATURES

- Makes vertical cable pulling easier with a locking mechanism that opens during pull and re-engages when the cable is released
- Accepts a wide range of cable sizes: 75 4-pair UTP Cat 5e, 47 Cat 6, 10 25-pair UTP, one 100-pair through 600-pair
- Rounded edges prevent cable damage

Anixter No.	Vendor No.	Description
538494	CAT600R	Strut-mount
219917	CAT600WM	Wall-mount

### CADDY CAT CR50 Cable Retainer

ERICO



The CADDY CAT CR50 Cable Retainer is a plastic, low-voltage cable support with an easy-lock closure and an attachment base. The cable retainer from ERICO can be installed on walls, beams, studs, ceilings and racks - vertically or horizontally - which makes it extremely versatile. The CADDY CAT CR50 support has rounded edges to avoid over-bending and kinking of cables. The patented closure on CADDY CAT CR50 permits cable to be added quickly and easily. The locking teeth retain bundled cable in a one-piece support. The maximum cable capacity is 50 Cat 5e or 30 Cat 6 cables. The CADDY CAT CR50 is plenum rated for air-handling spaces.

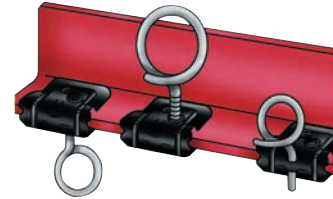
#### FEATURES

- Installs easily with nail, screw, push-pin or pop rivet
- Works with Cat 5e and higher, fiber optic and coaxial cable
- Allows for horizontal and vertical change of direction
- UL Listed
- Suitable for air-handling spaces (plenum rated)
- Complies with the NEC, the CEC and TIA standards

Anixter No.	Vendor No.	Description
345235	CATCR50	Cable retainer clip, plastic

### Bridle Ring

ERICO



Threaded bridle rings are for voice communications, signal and control cable. Bridle rings are not recommended for high-performance cable. For high-performance cable see CADDY CABLECAT products. 2FMP28 hammer-on beam clamp with bridle rings shown above.

Anixter No.	Vendor No.	Description
139593	4BRT20	1 1/4 in. dia., 1/4 in. - 20 thread
182267	4BRT32	2 in. dia., 1/4 in. - 20 thread
169091	4BRT64	4 in. dia., 1/4 in. - 20 thread
139596	2BRT20	1 1/4 in. dia., 10 - 24 thread
133583	2BRT32	2 in. dia., 10 - 24 thread

### Beam Clamps

ERICO



The universal beam clamp is used to support conduit, rod, bridle rings and J-hooks from an I-beam.

Anixter No.	Vendor No.	Description
022851	2FMP28	Multipurpose clip that accommodates beam flange from 1/8 in. to 1/2 in. thickness, standard 1/4-20 or #10-24 threaded bridle rings, standard drive rings, as well as unthreaded bridle rings
139594	BC	Beam clamp thru 1/2 in. flange holds 1/4-20 or #10-24 threaded bridle rings
169090	BC200	Beam clamp for 1/8 in. to 5/8 in. beam flange, supports 1/4 in. threaded rod, 1/4 in. threaded bridle rings and boxes
249487	BC260025EG	Reversible set-screw type beam clamp for up to 3/4 in. beam flange, malleable; top or bottom mount of 1/4 in. dia. threaded rod, bridle rings and boxes from three positions - top, bottom, and back

Anixter No.	Vendor No.	Description
249489	BC200CDOB	Set-screw type preassembled beam/conduit clamp 1/2 in. rigid or EMT
249491	BC200CD1B	Set-screw type preassembled beam/conduit clamp 3/4 in. rigid or EMT
249493	CD0B	1/2 in. conduit clamp with retained bolt and built-in nut
249494	CD1B	3/4 in. conduit clamp with retained bolt and built-in nut

**CADDY LINIAN Clips**

ERICO

**NEW!**



The CADDY LINIAN Clip is a time-saving alternative for installing fire-resistant cables on brickwork, concrete, masonry, wood studs and wood beams. The conventional method of attaching cable to wall surfaces involves anchoring a clip into a fixing hole and tightening down the screw prior to hanging the cable, which can be quite time consuming. The CADDY LINIAN Clip easily fixes cable by simply drilling a hole, positioning the clip around the cable, compressing the clip's legs and pushing the clip into the hole. After the hole is drilled, no tools are needed for installation, which reduces installation time by up to 70 percent over conventional installation methods. The CADDY LINIAN Clip features spring steel construction with a corrosion-resistant coating applied. Spring steel is lightweight, durable and withstands temperatures up to 510°C (265° F). The coating enables the clip to withstand the ASTM-B117-9 500-hour salt spray test. The clip also complies with BS6853: D8.3 1999 - precautions in the design and construction of passenger-carrying trains; London Underground Limited standard 2-01001-001 Section 5.2.3 - Toxic Fume Emission Requirements; and BS5839-1:2002 Clause 26.2 for standard fire-resistant cables.

**FEATURES**

- After the hole is drilled no tools are required for installation
- Corrosion-resistant coating
- Easily fixes fire-resistant cables to brickwork, concrete, masonry, wood studs and wood beams
- Independently tested to resist tensile loads of up to 24 lb.
- Installs up to 70 percent faster than saddle clips

CABLE CLIP FOR COAX, CONTROL AND ALARM CABLE AND SPEAKER WIRE (6 TO 8 MM)



Anixter No.	Vendor No.	Description
425805	L11	Red
425807	L11B	Black
425808	L11W	White

CABLE CLIP FOR COAX, CONTROL AND ALARM CABLE AND SPEAKER WIRE (9 TO 11 MM)

Anixter No.	Vendor No.	Description
425810	L12	Red
425811	L12B	Black
425813	L12W	White

**In-wall Cable Protection**

ERICO



Protective ring for cable through stud.

**FEATURES**

- Meets the current 2005 NEC 300.4 required for low-voltage cabling
- UL Listed
- Can be used without installation tools for many applications

Anixter No.	Vendor No.	Description
249476	ESG1	Snap one grommet into standard 1 11/32 in. field-punched hole or snap two together into any shape factory-punched hole

## J-hooks and Fasteners

# ERICO

### CADDY SLICK NUT

ERICO




These one-piece strut nuts are an easy-to-use alternative to spring nuts and eliminate the need for an additional washer. They reduce installation time by up to 50 percent and reduces inventory by as much as 75 percent.

Anixter No.	Vendor No.	Description
249507	SLICK250	Strut nut 1/4 in. - 20 threads
249509	SLICK375	Strut nut 3/8 in. - 16 threads

### Mounting Plate

ERICO



#### FEATURES

- Eliminates the need for an electrical box
- Mounts a standard wall plate anywhere on drywall

Anixter No.	Vendor No.	Description
209634	MP1P	Mounting plate
209635	MPAL2	Plastic double-gang mounting plate
209636	MP34P	Plastic 3- or 4-gang mounting plate
157703	MPLS	Metal single-gang, screws to drywall (screws included)
201826	MPLS2	Metal double-gang, screws to drywall (screws included)
126092	MP1	Metal single-gang (no screws included)
203200	MP1S	Plate-mounting bracket for new work
249512	MP2S	Double-gang plate mounting bracket for new work

### CADDY Within Wall Mounting Plate

ERICO



#### FEATURES

- Designed to eliminate gaps between the wall and faceplate
- Highly visible yellow material helps prevent incorrect installation
- Securing pins lock the plate into the drywall

Anixter No.	Vendor No.	Description
393015	MP1WWM	CADDY Within Wall Mounting Plate for installing low-voltage cable, phone and data lines

### Security Camera Mounting Kits

ERICO

#### FEATURES

- Multiple mounting kit options are available. Designed to simplify installation and enhance your security system
- Each kit is designed to install quickly and easily
- Supports a camera to comply with codes, standards and best practices
- Eliminates threaded rod and associated hardware
- Reduces installation time

#### BEAM FLANGE



Anixter No.	Vendor No.	Description
373937	SCMKB	Security camera mounting kit, beam flange

DOME



<b>Anixter No.</b>	<b>Vendor No.</b>	<b>Description</b>
373940	SCMKC	Security camera mounting kit, dome

TEE BAR



<b>Anixter No.</b>	<b>Vendor No.</b>	<b>Description</b>
373938	SCMKT	Security camera mounting kit, tee bar

WALL-MOUNT



<b>Anixter No.</b>	<b>Vendor No.</b>	<b>Description</b>
373939	SCMKW	Security camera mounting kit, wall-mount

J-hooks and Fasteners

PANDUIT

J-PRO Cable Support System

PANDUIT



FEATURES

- Patent pending design provides complete horizontal and vertical 1 in. bend radius control that helps prevent degradation of cable performance
- UL 2043 and CAN/ULC S102.2 approved and suitable for use in air-handling spaces
- Cable tie channel allows user to install 3/4 in. TAK-TY Cable Tie to retain cable bundle
- Maximum bundle capacity: JP75 - .75 in. (19 mm), JP131 - 1.31 in. (33 mm), JP2 - 2 in. (50.8 mm), JP4 - 4 in. (101.6 mm)

J-PRO CABLE SUPPORT SYSTEM

JP 75 - .75 in. (19 mm)

Anixter No.	Vendor No.	Description	Std. Pkg. Qty.
324712	JP75W-L20	For wall-mount applications. One 1/4 in. (M6) mounting hole for user-supplied screw	50
324713	JP75CM-L20	With ceiling-mount bracket that includes one each 3/16 in. (M5), 1/4 in. (M6), and 3/8 in. (M10) mounting hole	50
324714	JP75DW-L20	With clip for use with #12 wire, threaded rod up to 1/4 in. in diameter, or 1/8 in. to 1/4 in. thick flanges	50
324715	JP75SBC50R-L20	With screw-on beam clamp for use with flanges up to 1/2 in. thick. Rotates 360 degrees	50
330980	JP75HBC50R-L20	With hammer-on beam clamp for use with flanges 5/16 in. - 1/2 in. thick. Rotates 360 degrees	50
352855	JP75WP-L20	For powder actuated installation on walls. One 5/32 in. (M4) mounting hole for user supplied fasteners	50
352862	JP75SBC50-L20	With screw-on beam clamp for use with flanges up to 1/2 in. thick	50
326890	JP75HBC25R-L20	With hammer-on beam clamp for use with flanges 1/8 in. - 1/4 in. thick. Rotates 360 degrees	50

Anixter No.	Vendor No.	Description	Std. Pkg. Qty.
330981	JP75HBC75R-L20	With hammer-on beam clamp for use with flanges 9/16 in. - 3/4 in. thick. Rotates 360 degrees	50
352900	JP75UF100-L20	With underfloor clamp for use with pedestal support 7/8 in. square or 1 1/8 in. - 1 3/8 in. in diameter	50

J-PRO CABLE SUPPORT SYSTEM

JP 131 - 1.31 in. (33 mm)

Anixter No.	Vendor No.	Description	Std. Pkg. Qty.
324716	JP131W-L20	For wall-mount applications. One 1/4 in. (M6)-mounting hole for user supplied screw	50
324717	JP131CM-L20	With ceiling-mount bracket that includes one each 3/16 in. (M5), 1/4 in. (M6), and 3/8 in. (M10)-mounting hole	50
324718	JP131DW-L20	With clip for use with #12 wire, threaded rod up to 1/4 in. in diameter, or 1/8 in. to 1/4 in. thick flanges	50
324719	JP131SBC50R-L20	With screw-on beam clamp for use with flanges up to 1/2 in. thick. Rotates 360 degrees	50
330135	JP131HBC50R-L20	With hammer-on beam clamp for use with flanges 5/16 in. - 1/2 in. thick. Rotates 360 degrees	50
352858	JP131WP-L20	For powder actuated installation on walls. One 5/32 in. (M4) mounting hole for user supplied fasteners	50
352863	JP131SBC50-L20	With screw-on beam clamp for use with flanges up to 1/2 in. thick	50
330133	JP131HBC25R-L20	With hammer-on beam clamp for use with flanges 1/8 in. - 1/4 in. thick. Rotates 360 degrees	50
330137	JP131HBC75R-L20	With hammer-on beam clamp for use with flanges 9/16 in. - 3/4 in. thick. Rotates 360 degrees	50
330131	JP131UF100-L20	With underfloor clamp for use with pedestal support 7/8 in. or 1 1/8 in. - 1 3/8 in. in diameter	50



J-PRO CABLE SUPPORT SYSTEM  
JP 2 - 2 in. (50.5 mm)

Anixter No.	Vendor No.	Description	Std. Pkg. Qty.
324720	JP2W-L20	For wall-mount applications. One 1/4 in. (M6) mounting hole for user supplied screw	50
324721	JP2CM-L20	With ceiling-mount bracket that includes one each 3/16 in. (M5), 1/4 in. (M6), and 3/8 in. (M10) mounting hole	50
324722	JP2DW-L20	With clip for use with #12 wire, threaded rod up to 1/4 in. in diameter, or 1/8 in. to 1/4 in. thick flanges	50
324723	JP2SBC50R-L20	With screw-on beam clamp for use with flanges up to 1/2 in. thick. Rotates 360 degrees	50
330193	JP2HBC50R-L20	With hammer-on beam clamp for use with flanges 5/16 in. - 1/2 in. thick. Rotates 360 degrees	50
347579	JP2WP-L20	For powder actuated installation on walls. One 5/32 in. (M4) mounting hole for user-supplied fasteners	50
324107	JP2SBC50-L20	With screw-on beam clamp for use with flanges up to 1/2 in. thick	50
324106	JP2HBC25R-L20	With hammer-on beam clamp for use with flanges 1/8 in. - 1/4 in. thick. Rotates 360 degrees	50
330128	JP2HBC75R-L20	With hammer-on beam clamp for use with flanges 9/16 in. - 3/4 in. thick. Rotates 360 degrees	50
330129	JP2UF100-L20	With underfloor clamp for use with pedestal support 7/8 in. square or 1 1/8 in. - 1 3/8 in. in diameter	50

J-PRO CABLE SUPPORT SYSTEM  
JP 4 - 4 in. (101.5 mm)

Anixter No.	Vendor No.	Description	Std. Pkg. Qty.
324724	JP4W-X20	For wall-mount applications. One 1/4 in. (M6) mounting hole for user supplied screw	10
324725	JP4CM-X20	With ceiling-mount bracket that includes one each 3/16 in. (M5), 1/4 in. (M6), and 3/8 in. (M10)-mounting hole	10
352830	JP4SBC50R-X20	With screw-on beam clamp for use with flanges up to 1/2 in. thick. Rotates 360 degrees	10
352831	JP4HBC50R-X20	With hammer-on beam clamp for use with flanges 5/16 in. - 1/2 in. thick. Rotates 360 degrees	10
352860	JP4WP-X20	For powder actuated installation on walls. One 5/32 in. (M4) mounting hole for user-supplied fasteners	10
341303	JP4SBC50-X20	With screw-on beam clamp for use with flanges up to 1/2 in. thick	10
352899	JP4HBC25R-X20	With hammer-on beam clamp for use with flanges 1/8 in. - 1/4 in. thick. Rotates 360 degrees	10
352898	JP4HBC75R-X20	With hammer-on beam clamp for use with flanges 9/16 in. - 3/4 in. thick. Rotates 360 degrees	10
352903	JP4UF100-X20	With underfloor clamp for use with pedestal support 7/8 in. square or 1 1/8 in. - 1 3/8 in. in diameter	10

Available in red. Replace L20 with L2 or X20 with X2 in part number suffix.  
Available in blue. Replace L20 with L6 or X20 with X6 in part number suffix.  
Available in white. Replace L20 with L or X20 with X in part number suffix.

## Zone Enclosures

# Chatsworth Products, Inc (CPI)

### Zone Cabling Telecommunications Enclosures

CHATSWORTH PRODUCTS INC (CPI)



Zone enclosures allow utilization of standards-recognized zone cabling practices to reduce the overall cost of adding or moving network cabling.

#### ENCLOSURES FOR DROP CEILINGS

2 ft. x 2 ft. enclosures with cable access penetrations located on each end. Includes foam kits to seal the cable access penetrations. 2 ft. x 4 ft. enclosures also available.

Anixter No.	Vendor No.	Description
248058	A1222-LP	2 ft. x 2 ft. enclosure for punch-down blocks, 13.75 in. W x 19.5 in. L mounting plate
248057	A1222-PP	2 ft. x 2 ft. enclosure for patch panel, 4U for patch panels
248056	A1222-HR	2 ft. x 2 ft. enclosure for switches and routers, 4U for patch panels plus 2U x 15 in. D for switches

#### ENCLOSURES FOR RAISED FLOORS

For plenum or nonplenum cable penetration. Mounts into space allocated for a standard access floor panel. Supported and attached to building structure via the pedestals used to support access flooring system, using the tile floor as the access door. Cable access penetration located on each end panel. Includes foam kits to seal the cable access penetrations. Other sizes and styles available.

Anixter No.	Vendor No.	Description
200651	A0622-RF	2U + 2U enclosure for 6 in. D access floor
200652	A0822-RF	4U + 4U enclosure for 8 in. D access floor
248062	A1422-RF	11U enclosure for 14 in. D access floor
248065	A1411RF-HR	Enclosure for active components 7U, for 14 in. D access floors

#### ZONE ENCLOSURE ACCESSORIES

Anixter No.	Vendor No.	Description
128493	40605-001	50-pack, 12 to 24 mounting screws
187266	02006-201	Cable management Saf-T-Grip 6 in. for 2 in. diameter, open loop series, black, 25 per pack
313443	02009-201	Cable management Saf-T-Grip 9 in. for 3 in. diameter, open loop series, black, 25 per pack
313444	02012-201	Cable management Saf-T-Grip 12 in. for 4 in. diameter, open loop series, black, 25 per pack
188400	11440-001	Threaded rod, 3/8-16 in. x 6 ft. L installation hardware
132040	10557-001	I-beam clamp, 3/8-16 in. rod installation hardware
225076	20142-091	Hex nut 3/8-16 in. installation hardware

Anixter No.	Vendor No.	Description
226449	20141-090	Split lock washer, 3/8 in. installation hardware
187970	04002-002	Type A plain washer, 3/8 in. installation hardware

### Raised Floor Enclosure for Fiber

CHATSWORTH PRODUCTS INC (CPI)



This raised floor enclosure provides easy access to a rack-mount fiber enclosure when it is located under a raised floor. Placing connections under the raised floor saves valuable rack-mount space within equipment cabinets and allows the data center to be easily reconfigured - just unplug the patch cords and move the cabinet. The fiber enclosure is placed under a 2 ft. x 2 ft. raised floor tile. The enclosure is 8 in. high and can be installed in raised floors that are at least 9 in. high.

#### FEATURES

- Size: 24 in. W x 24 in. L x 8 in. D
- Fits under a single 2 ft. x 2 ft. access floor tile
- Features two 7 in. x 2 in. cable access ports
- Includes 19 in. EIA threaded equipment mounting rails with 4U of rack-mount space which can be centered or offset in the enclosure
- Cable tie points simplify cable management
- Includes four raised floor support brackets

Anixter No.	Vendor No.	Description
313445	A0822-RF-F	Raised floor enclosure for fiber

Zone Cabling Enclosures

PANDUIT



PANDUIT zone cabling solutions provide a complete line of efficient and cost-effective ways to design and deploy cabling systems for open-office architecture applications, telecommunications enclosures, wireless deployments and data centers. PANDUIT offers ceiling-, wall- and under floor-mountable enclosures to support the zone cabling topology.

IN-CEILING ENCLOSURES



The in-ceiling enclosures are mountable to the ceiling tile grid system, and supported to the building structure by 3/8 in. threaded rod providing secure, yet easy, access for all cabling applications. There are two styles of in-ceiling enclosures: active or passive. Both versions include 19 in. mounting brackets with an integrated cable slack manager, six cable entry/exit locations and gas assist cylinders for easy access. The active enclosure is AC power-ready and allows up to 8 RMU of rack-mountable panels of your choice or 2 RMU of active equipment and 6 RMU of rack-mountable panels. The passive enclosure accepts up to six 110 punch-down blocks or 8 RMU of rack-mountable panels. The active version is designed to accommodate two 48-port 1 RMU PoE enabled switches. (supports up to 500 W, 17.5 in. depth, 50 lb. load rating)

Anixter No.	Vendor No.	Description
366834	PZICEA	Active in-ceiling zone enclosure, includes 8 RMU mounting bracket, cable and slack manager, 60 cfm fan. 13.5 in. H x 25.50 in. W x 27.5 in. D, for 2 ft. x 2 ft. ceiling grid system
369303	PZICE	Passive in-ceiling zone enclosure, includes 8 RMU mounting bracket and cable slack manager. 13.5 in. H x 25.50 in. W x 27.5 in. D, for 2 ft. x 2 ft. ceiling grid system

RAISED FLOOR ENCLOSURES



Anixter No.	Vendor No.	Description
372768	PZRFE4	Fully assembled raised floor enclosure requires 6 in. minimum raised floor depth; black finish. Accepts 4 RMU of standard patch panels or 2 RMU of QUICKNET preterminated assemblies or cassettes - 22.62 in. H x 22.62 in. W x 5.0 in. D
372776	PZRFE8	Fully assembled raised floor enclosure requires 8 in. minimum raised floor depth; black finish. Accepts 6 RMU of standard patch panels or 3 RMU of QUICKNET preterminated assemblies or cassettes - 22.62 in. H x 22.62 in. W x 8.5 in. D
372778	PZRFE12	Fully assembled raised floor enclosure requires 14 in. minimum raised floor depth; black finish. Accepts 12 RMU of standard patch panels or 63 RMU of QUICKNET preterminated assemblies - 22.62 in. H x 22.62 in. W x 12.0 in. D
372779	PZRFC	Lockable cover for PanZone raised floor enclosures, includes two keys

OFFICE RAISED FLOOR ENCLOSURES



Anixter No.	Vendor No.	Description
425625	ACE48	Fully assembled office raised floor consolidation point enclosure mounts in 10.5 in. x 10.5 in. cutout in one raised floor tile, black finish. Supports 48 copper cables or up to 96 fiber cables; accepts MINI-COM Modules

## Zone Enclosures

# PANDUIT

### PanZone Wall-mount Cabinets

PANDUIT




#### FEATURES

- Holds 12RU of active and passive network equipment plus two additional RU for power strips and small electronic devices (modems, routers, etc.)
- Structurally engineered to swing freely even under maximum load capacity
- Thermal management design (vents, perforated doors, and optional fan) optimizes air flow for improved heat dissipation; ideal for high heatload PoE enabled switch applications
- Working load rating of 250 lb.
- Adjustable rails mount at 1 in. increments to accommodate various depths of network equipment including PoE switches
- Individual rack spaces are identified for ease of equipment mounting

Anixter No.	Vendor No.	Description
405051	PZC12S	Wall-mount cabinet with a solid front door, 25.81 in. H x 25 in. W x 22.85 in. D

### PanZone Active Wall-mount Enclosures

PANDUIT



#### FEATURES

- Holds up to 3RU of passive product and up to 3RU of active equipment
- Provides optimal cable management by allowing adequate space to route and manage patch cords
- Patch panel bracket rotates 90° and accepts 19 in. rack-mountable product allowing easy installation
- Provides multiple cable entry/exit points via knockouts
- Design accepts all standard 19 in. patch panels
- Door can be assembled to hinge on either the right or left side providing flexibility and easy access for any mounting location
- Front cover has standard padlock feature; optional keyed locks available
- Vented design and optional fan provides thermal management for switches and power supplies
- Includes mounting template for quick installation

Anixter No.	Vendor No.	Description
295298	PZAEWM3	Active wall-mount enclosure, 38.5 in. H x 27.92 in. W x 8.61 in. D

### Punch-down Consolidation Point Enclosure

PANDUIT



#### FEATURES

- UL 2043 approved for use in air handling spaces
- Follow TIA/EIA-568-B standard
- Mount to wall above and below ceiling
- Punch-down kit sold separately

Anixter No.	Vendor No.	Description
425669	WMCPE	Punch-down consolidation point enclosure, 3.44 in. H x 9.47 in. W x 13.22 in. L

### PanZone Building Automation Systems Enclosure

PANDUIT



#### FEATURES

- Integrates data communications and Building Automation Systems (BAS) by converging the infrastructure into a single Ethernet network
- Minimizes installation costs by consolidating BAS equipment into a single enclosure
- Eliminates redundant cable runs
- Provides optimal cable routing and management of patch cords and electrical components
- Vented design and optional fan provides thermal management for network equipment and power supplies
- Includes perforated panel (32 in. H x 22.5 in. W) for mounting BAS devices

Anixter No.	Vendor No.	Description
425673	PZBASE3	Building automation systems enclosure, 48.5 in. H x 35 in. W x 8.6 in. D

## PanZone Overhead Distribution Racks

PANDUIT



## FEATURES

- Ideal solutions for adding more rack spaces above racks or cabinets in data centers or telecommunications rooms
- Universal mounting bracket can be mounted to most industry ladder racks or cable trays or suspended by threaded rod from ceiling
- Multiple mounting configurations
- 40/60/80 lb. load rating
- Optional cable management solutions (PZBR4 and CMVDR2)

Anixter No.	Vendor No.	Description
425663	PZLRB2	2RU ladder rack bracket
398779	PZLRB4	4RU ladder rack bracket
364751	PZLRB6	6RU ladder rack bracket

## Zone Enclosures


# Wiremold

### Wiremold Zone Cabling Enclosure Solutions

#### WIREMOLD

These enclosures create an intermediate or remote consolidation point that may be tested and secured prior to adding drops for voice and data outlets. The enclosures are plenum rated by UL and may be used in environmental air spaces. They accept a wide variety of patch panels and wiring blocks for copper and fiber applications. Custom units are available for unique projects with special requirements.

#### RFE SERIES RAISED FLOOR ZONE CABLING ENCLOSURES



Designed to integrate into standard floor tile openings

Anixter No.	Vendor No.	Description
375598	RFE-25256	Enclosure for 6 in. deep floor, two pairs of rails for 19 in. patch panels, supports 2 RMU each
375605	RFE-242412	Enclosure for 14 in. deep floor, one rail for 19 in. patch panels, supports 11 RMU
375610	RFE-25257RB	Enclosure for 8 in. deep floor, two pairs of rails for 19 in. patch panels, supports 4 RMU each

#### CZE SERIES CEILING MOUNTED ZONE CABLING ENCLOSURES

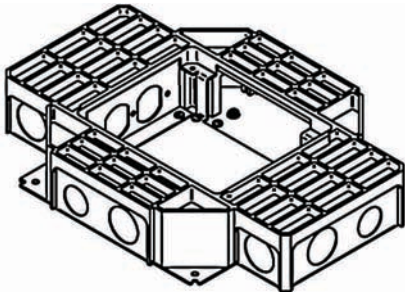


Designed to integrate into standard drop ceiling grids

Anixter No.	Vendor No.	Description
375611	CZE-242412A	12 in. deep telecommunications enclosure for 2 ft. x 2 ft. drop ceiling tile, one removable 7 RMU bracket for 19 in. patch panels and equipment, includes junction box and fan
375612	CZE-242412PP	12 in. deep patch panel enclosure for 2 ft. x 2 ft. drop ceiling tile, one bracket for 19 in. patch panels, bracket supports 5 RMU
375613	CZE-242412WB-133	12 in. deep termination block enclosure for 2 ft. x 2 ft. drop ceiling tile, one removable mounting plate for two 300-pair 1100 style termination blocks (without legs)

## Wiremold Floor Box Systems

### WIREMOLD



The Floor Box Series from Legrand/Wiremold provides an excellent solution for unique applications when power and communications services are required in remote locations, as in wide-open-space areas.

#### FEATURES

- TopGuard Protection for both the communications and power compartments from water and dust
- Stamped steel construction meets requirements for above-grade applications
- Cast-iron construction for on-grade applications
- Activation can be flush or pedestal
- Adjustable before and after the concrete pour

#### 880 SERIES

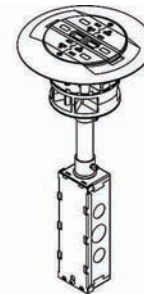
Anixter No.	Vendor No.	Description
232710	880S2	Two-gang Omnibox, stainless steel
232711	881	Round floor box
232712	881ADP	Adjusting ring
232713	881DIV	Divider plate
232715	880MP	Modular receptacle floor box
232716	880MPA	Adjusting ring
232717	817B	One-gang brass combination carpet and tile flange
232720	827B	Two-gang brass combination carpet and tile flange
425238	818TCAL	One-gang aluminum combination carpet and tile flange
425240	828TCAL	Two-gang aluminum combination carpet and tile flange
232721	828GFITC	Brass GFI lid
425245	828GFITCAL	Aluminum GFI lid
232722	828R	Brass duplex receptacle lid
425246	828R-TCAL	Aluminum duplex receptacle lid
232723	895DCC	Dual service brass duplex cover plate for Ratchet-Pro 881 Series round floor boxes
342671	817PCC-BLK	Nonmetallic communications flange, black polycarbonate
342685	829PSTC-BLK	Nonmetallic communications cover, black polycarbonate
354075	829STC	Brass communications cover plate for Modulink floor boxes
354077	895GFI	Brass GFI receptacle carpet cover plate

#### RESOURCE RFB SERIES

Anixter No.	Vendor No.	Description
232724	RFB4-SS	Four-compartment shallow stamped-steel combination box (pictured above)
232725	RFB4-CI-1	Four-compartment cast-iron combination box
232726	RFB2AB-SS	Activate mini bezels
232727	CILT-2AB	Data bracket
232728	RFB4-LPB	Bracket with low-profile bezel
232729	DTB-2-2AB	Data bracket
354090	S38CCTCBS	Flanged, with carpet and tile cutout
425247	FPCTCBS	Flanged brass cover with carpet insert cutout
354098	RFB2-SS	Dual service rectangular recessed floor box

## Wiremold Poke Thru Systems

### WIREMOLD



The Poke Thru Series by Legrand/Wiremold is used to bring power and communications services to the open-space areas of your work environment.

#### FEATURES

- TopGuard Protection for both the communications and power compartments from water and dust
- Flush installation provides aesthetically pleasing appearance
- Step on it installation allows quick and easy installation without additional fasteners
- Quad receptacles with individual slide covers. (Accepts furniture feed)
- Recessed devices provides protection while in use

Anixter No.	Vendor No.	Description
313599	RC4ATCGY	Prewired 20 A duplex receptacle with keystone communications mounting bezels, gray, gray flange
313600	RC7ATCGY	Prewired 20 A duplex receptacle with keystone communications mounting bezels, gray flange
313601	AMD8ATCGY	Flange assembled unit - all communications unit to accept up to 8 ports
313602	AV3ATCGY	Assembled unit with one 20 A duplex receptacle and accepts Extron Electronics MAAP Series A/V devices
232708	RC9AFFTCGY	Assembled furnished feed unit with hexagonal service head, 3/4 in. threaded hub, gray
313603	RC9AM2TCGY	Gray assembled furniture feed unit complete with 1 1/4 in. and 2 in. concentric threaded openings, gray
354100	RC7AFFTCGY	Gray trim flange

Continued on next page >>

## Floor Boxes

## Wiremold

*(continued)* Wiremold Poke Thru Systems

Anixter No.	Vendor No.	Description
375586	6ATCPBK	Recessed prewired 6 in. poke thru assembly with black painted aluminum cover
375588	6ATCPAVBK	Recessed prewired A/V 6 in. poke thru assembly with black painted aluminum cover
375589	8ATCPBK	Recessed prewired 8 in. poke thru assembly with black painted aluminum cover
375590	6ACT8A	Device plate 6 in., 8-port communications
375592	6SER	Device plate 6 in., four Ortronics Series II dual module inserts
375593	6TRAC	Device plate 6 in., eight Ortronics TracJack series devices
375594	8ACT8A	Device plate 8 in., 8-port communications
375595	8SER	Device plate 8 in., four Ortronics Series II dual module inserts
375596	8TRAC	Device plate 8 in., eight Ortronics TracJack series devices



# Chatsworth Products, Inc. (CPI)

## Tech Tips


### Why Ground?

The grounding system is not just an insurance policy against a lightning strike. It is an active, functioning system that provides protection for personnel and equipment. Proper grounding is essential for efficient network system performance.

The purpose of the grounding system is to create a low-impedance path to earth ground for electrical surges and transient voltages. Lightning, fault currents, circuit switching (motors turning on and off) and electrostatic discharge are the common causes of these surges and transient voltages. An effective grounding system minimizes the detrimental effects of these electrical surges.

## Grounding Busbars

CHATSWORTH PRODUCTS INC (CPI)



Create a permanent ground reference point for racks, cabinets, cable runway, equipment and protectors within each telecommunications facility. CPI offers a full line of grounding and bonding products including rack-mount busbars, compression lugs, C-taps, antioxidant, etc. Contact us for additional products.

### FEATURES

- Busbars include standoff mounting brackets and insulators
- Busbars support attachment of 2-hole lugs
- TMGB busbars are 4 in. high, used in entrance facility
- TGB busbars are 2 in. high, used in other facilities
- Busbars ship assembled in a single carton
- 2-hole compression lugs are included with each kit
- Other lengths and lug-hole patterns are available

Anixter No.	Vendor No.	Description
267419	40156-012	TGB busbar kit, 9-position, 12 in. L, includes 10 lugs
267421	40158-012	TMGB busbar kit, 18-position, 12 in. L, includes 11 lugs
267422	40158-020	TMGB busbar kit, 30-position, 20 in. L, includes 11 lugs

## Grounding and Bonding

# ERICO

### Copper-bonded Pointed Ground Rods

ERICO

**NEW!**



Copper-bonded pointed ground rods from ERICO are manufactured of high-strength 1035 cold drawn steel through a state-of-the-art process which ensures uniform plating thickness. Copper-bonded pointed ground rods resist corrosion better than galvanized rods, which allows for a 30-year service life in most soils.

#### FEATURES

- Copper is molecularly bonded to nickel-sealed high-strength steel cores
- Average tensile strength of 80,000 psi and straightness tolerance of .010 in. per linear foot
- Exceeds the requirements of ANSI/UL 467-1984, CSA and ANSI/NEMA GR-1

Anixter No.	Vendor No.	Description
425774	615880	5/8 in. diameter x 8 ft. L, 10 ml. copper plating thickness
263254	615883	5/8 in. diameter x 8 ft. L, 13 ml. copper plating thickness

### Galvanized Pointed Ground Rods

ERICO

**NEW!**



Galvanized steel.

Anixter No.	Vendor No.	Description
425785	815880	5/8 in. diameter x 8 ft. L

### Silicon Bronze Standard Duty Ground Rod Clamp

ERICO

**NEW!**



Ground rod clamps from ERICO provide a cost-effective method for connecting conductors to ground rods or rebar. The CP58 clamps are designed to withstand a minimum torque of 300 in.-lb. The CP58 ground rod clamps are UL and CSA Listed for 1/2 in. and 5/8 in. ground rods and #4 rebar. The CP58 clamps are designed to accept a conductor range from #10 solid to #2 stranded. The CP58 is also UL and CSA Listed for direct burial.

#### FEATURES

- Manufactured from high-strength bronze alloy
- Durable; long lasting
- Exceeds UL torque requirement by two times
- UL and CSA Listed for direct burial
- Made in USA
- UL Listed for #4 rebar

Anixter No.	Vendor No.	Description
263253	CP58	Silicon bronze ground rod clamp, standard duty, 1/2 in. to 5/8 in. rod, #10 solid to #2 stranded AWG

### Silicon Bronze Heavy-duty Ground Rod Clamp

ERICO

**NEW!**



Ground rod clamps from ERICO provide a cost-effective method for connecting conductors to ground rods or rebar. The HDC series is designed to withstand a minimum torque of 450 in.-lb.

#### FEATURES

- Manufactured from high-strength bronze alloy
- Durable; long lasting
- Stands up to over tightening
- UL and CSA Listed for direct burial

Anixter No.	Vendor No.	Description
425793	HDC12	Silicon bronze ground rod clamp, heavy-duty, 1/2 in. rod, #10 solid to #2 stranded AWG

Ground Bars

ERICO

NEW!



Proper bonding is essential to create an equipotential plane between service grounds and equipment during fault and transient conditions. This equipotential plane provides a near zero voltage differential and serves to protect people and equipment during these events. The most popular bonding product in use today is the ground bar or bonding bar.

FEATURES

- Provide a convenient, single-point grounding and bonding location


Anixter No.	Vendor No.	Description
255807	TMGB-A20L27PT	TMGB series telecom ground bar (insulator and bracket), 1/4 in. thick x 4 in. W x 20 in. L, tinned
425804	B548A41	Mounting kit for 1 in. and 2 in. wide bars, SS hardware and 3/8 in. fasteners, insulator and bracket
Anixter No.	Vendor No.	Description
425794	EGBA14210JJ	EGB series ground bar (insulator and bracket), 1/4 in. thick x 2 in. W x 10 in. L; hole pattern JJ: two rows of 7/16 in. holes with 1 in. spacing
425796	EGBA14212HH	EGB series ground bar (insulator and bracket), 1/4 in. thick x 2 in. W x 12 in. L; hole pattern HH: one row of 7/16 in. holes with 1 in. spacing
425797	EGBA14212TES	EGB series ground bar (insulator and bracket), 1/4 in. thick x 2 in. W x 12 in. L; hole pattern GG: two rows of 7/16 in. holes with 1 in. spacing and one pair of 5/16 in. holes (3/4 in. space) on either end
255804	TGB-A14L06PT	TGB series telecom ground bar (insulator and bracket), 1/4 in. thick x 2 in. W x 13 1/4 in. L, tinned
255803	TGB-A18L10PT	TGB series telecom ground bar (insulator and bracket), 1/4 in. thick x 2 in. W x 17 3/4 in. L, tinned
255802	TGB-A20L12PT	TGB series telecom ground bar (insulator and bracket), 1/4 in. thick x 2 in. W x 20 in. L, tinned
255801	TGB-A25L14PT	TGB series telecom ground bar (insulator and bracket), 1/4 in. thick x 2 in. W x 24 1/2 in. L, tinned
255810	TMGB-A14L15PT	TMGB series telecom ground bar (insulator and bracket), 1/4 in. thick x 4 in. W x 13 1/4 in. L, tinned
255809	TMGB-A16L19PT	TMGB series telecom ground bar (insulator and bracket), 1/4 in. thick x 4 in. W x 15 1/2 in. L, tinned

Grounding and Bonding

Ortronics

Bonding and Grounding

ORTRONICS



Manufactured of 1/4 in. thick electrolytic tough pitch 110 alloy copper bar. Includes 1 1/2 in. insulators and 1 in. off-set stainless steel mounting brackets. Includes one 1/2 oz. tube of antioxidant joint compound. Meets BICSI and EIA/TIA 607 standards.

- Kits include:
  - One copper ground bar with brackets and insulators
  - Six #6 compression lugs
  - Three #2 compression lugs
  - One 2/0 compression lug
  - One 4/0 compression lug
  - Twelve 1/4 in. - 20 x 3/4 in. SS hex head cap screw
  - Twelve 1/4 in. - 20 SS lock washer
  - Twelve 1/4 in. - 20 SS hex nut
  - Six 3/8 in. - 16 x 1 in. SS hex head cap screw
  - Six 3/8 in. - 16 SS lock washer
  - Six 3/8 in. - 16 SS hex nut

TELECOMMUNICATIONS MAIN GROUND BAR KITS

Anixter No.	Vendor No.	Description
400735	GB4X12TMGBKIT	Bar size: 12 in. W x 4 in. H with (12) 5/16 in. hole sets and (6) 7/16 in. hole sets
400738	GB4X20TMGBKIT	Bar size: 20 in. W x 4 in. H with (24) 5/16 in. hole sets and (6) 7/16 in. hole sets

TELECOMMUNICATIONS GROUND BAR KIT

Anixter No.	Vendor No.	Description
400745	GB2X12TGBKIT	Bar size: 12 in. W x 2 in. H with (6) 5/16 in. hole sets and (3) 7/16 in. hole sets

TELECOMMUNICATIONS MAIN GROUND BARS

Anixter No.	Vendor No.	Description
378664	GB4X12TMGB	Bar size: 12 in. W x 4 in. H with (12) 5/16 in. hole sets and (6) 7/16 in. hole sets
378665	GB4X20TMGB	Bar size: 20 in. W x 4 in. H with (24) 5/16 in. hole sets and (6) 7/16 in. hole sets

TELECOMMUNICATIONS GROUND BARS

Anixter No.	Vendor No.	Description
400743	GB2X10TMGB	Bar size: 10 in. W x 2 in. H with (4) 5/16 in. hole sets and (3) 7/16 in. hole sets
400744	GB2X12TMGB	Bar size: 12 in. W x 2 in. H with (6) 5/16 in. hole sets and (3) 7/16 in. hole sets

STANDARD GROUND BARS



Anixter No.	Vendor No.	Description
378666	GB4X12J	Bar size: 12 in. W x 4 in. H with 27 holes
378667	GB4X20J	Bar size: 20 in. W x 4 in. H with 51 holes

WALL MOUNTING BRACKET KIT

Anixter No.	Vendor No.	Description
400757	GBWMBKIT	Set of two brackets with insulators and hardware to mount to a ground bar

Vertical Ground Bar Kits

ORTRONICS



Manufactured of 1/4 in. thick electrolytic tough pitch 110 copper alloy bar. Accommodates one hole lugs or two hole lugs (5/8 in. on center). 36 in. bar has two PEM studs at one end and the 72 in. bar has two PEM studs at both ends for ground conductor connection.

- Kit includes:
- Eight 1/4 in. x 1/2 in. stainless steel hex head cap screws
  - Three white delrin insulators
  - Four 5/16 in. stainless steel lock washers
  - Eight 1/4 in. stainless steel lock washers
  - Three #12-24 x 5/8 in. hex washer head screws
  - Four 5/16 in. stainless steel hex nuts
  - One two-hole long barrel compression lug

Anixter No.	Vendor No.	Description
426006	GBV36KIT	5/8 in. x 36 in. vertical kit
426009	GBV72KIT	5/8 in. x 72 in. vertical kit

## Horizontal Ground Bar Kit

ORTRONICS



Kit includes:

- One 1/4 in. thick electrolytic tough pitch 110 copper alloy bar
- One 3 in. bar splice plate with two slotted holes
- Two white delrin insulators
- Two #12-24 x 5/8 in. hex washer head screws
- Two #12-24 x 3/4 in. copper flashed brass screws
- Two #12 copper flat washers
- Eight #6-32 x 1/4 in. copper flashed brass screws
- Eight #6 ring terminals


Anixter No.	Vendor No.	Description
378311	GBH19KIT	1 in. x 19.25 in. horizontal kit

## Grounding and Bonding

# PANDUIT

### STRUCTUREDGROUND Grounding Strip Kits

PANDUIT



78.65 in. (2 m) length; 0.67 in. (17 mm) width; 0.05 in. (1.27 mm) thickness.


#### FEATURES

- Bonds up to 45RU per rack
- EIA Universal mounting hole pattern
- Engineered to comply with U.S. and international grounding requirements

Anixter No.	Vendor No.	Description
306469	RGS134-1Y	Grounding strip provided with 0.16 oz (5 cc) of antioxidant, one grounding sticker and three each #12-24 x 1/2 in., M6 x 12 mm
306837	RGS134-10-1Y	10 grounding strips provided with 0.16 oz (5 cc) of antioxidant, 10 grounding stickers and 30 each #12-24 x 1/2 in. and M6 x 12 mm thread-forming screws

### STRUCTUREDGROUND Common Bonding Network (CBN) Jumper Kit

PANDUIT



#### FEATURES


- Bonds the rack or cabinet to the MCBN
- HTAPs, included in kits, requires crimping tool and die

- HTAPs are UL Listed and CSA Certified for applications up to 600 V when crimped with PANDUIT and specified competitor crimping tools and PANDUIT crimping dies
- Engineered to comply with U.S. and international grounding requirements

Anixter No.	Vendor No.	Description
351963	RGCBNJ660P22	#6 AWG (16 mm <sup>2</sup> ) jumper; 60 in. (1.52 m) length; 45° bent lug on grounding strip side; provided with 0.16 oz (5 cc) of antioxidant, two each #12-24 x 1/2 in., M6 x 12 mm, #10-32 x 1/2 in. and M5 x 12 mm thread-forming screws and a copper compression HTAP for connecting to the MCBN in sizes ranging from #6 to #2 AWG (16 to 25 mm <sup>2</sup> )
306470	RGCBNJ660PY	#6 AWG (16 mm <sup>2</sup> ) jumper; 60 in. (1.52 m) length; 45° bent lug on grounding strip side; provided with 0.16 oz (5 cc) of antioxidant, two each #12-24 x 1/2 in., M6 x 12 mm, #10-32 x 1/2 in. and M5 x 12 mm thread-forming screws and a copper compression HTAP for connecting to the MCBN in sizes ranging from #2 AWG to 250 kcmil (35 to 120 mm)

### STRUCTUREDGROUND Equipment Jumper Kits

PANDUIT



#### FEATURES

- Bonds network equipment to grounding strip or grounding busbar
- Jumper kit available with both ends factory-terminated to provide a bolt-on solution
- Jumper kit available with one end factory-terminated to attach to the grounding strip or grounding busbar; free end accommodates unique equipment terminations
- Use jumpers with 90° bent lug, on grounding strip side, for high-density grounding requirements up to one ground point per RU
- Use jumpers with 45° bent lugs, on grounding strip side, for improved cable management

- Use 24 in. jumpers when network equipment ground point is located near the grounding strip side of the rack or cabinet
- Use 36 in. jumpers when network equipment ground point is located away from the grounding strip side of the rack
- Engineered to comply with U.S. and international grounding requirements

Anixter No.	Vendor No.	Description
306472	RGEJ636PFY	#6 AWG (16 mm <sup>2</sup> ) jumper 36 in. (0.91 m) length; factory terminated with 90° bent lug on grounding strip side to straight lug on equipment; provided with 0.16 oz (5 cc) of antioxidant and two each #12-24 x 1/2 in., M6 x 12 mm, #10-32 x 1/2 in. and M5 x 12 mm thread-forming screws
306846	RGEJ657PFY	#6 AWG (16 mm <sup>2</sup> ) jumper 57 in. (1.45 m) length; factory terminated with 90° bent lug on grounding strip side; provided with 0.16 oz (5 cc) of antioxidant and two each #12-24 x 1/2 in., M6 x 12 mm, #10-32 x 1/2 in., M5 x 12 mm thread-forming screws

Telecommunication Equipment Bonding Conductor (TEBC) Kits

PANDUIT

FEATURES

- Bonds the rack or cabinet to the TGB (Telecommunications Grounding Busbar)
- Jumper kit available with both ends factory terminated to provide a bolt-on solution
- #6 AWG jumper green wire with yellow horizontal stripe
- Preterminated with 45° bent lug on rack side and preterminated with straight tongue lug on BICSI/J-STD-607-A Telecommunications Grounding Busbar side
- Engineered to comply with U.S. and international grounding requirements

Anixter No.	Vendor No.	Description
425141	GJ672UH	72 in. (1.83 m) length; #6 AWG green wire with yellow horizontal stripe; preterminated
425144	GJ696UH	96 in. (2.44 m) length; #6 AWG green wire with yellow horizontal stripe; preterminated
425145	GJ6120UH	120 in. (3.05 m) length; #6 AWG green wire with yellow horizontal stripe; preterminated
425146	GJ6144UH	144 in. (3.66 m) length; #6 AWG green wire with yellow horizontal stripe; preterminated
425148	GJ6168UH	168 in. (4.27 m) length; #6 AWG green wire with yellow horizontal stripe; preterminated
425149	GJ6192UH	192 in. (4.88 m) length; #6 AWG green wire with yellow horizontal stripe; preterminated
425150	GJ6216UH	216 in. (5.49 m) length; #6 AWG green wire with yellow horizontal stripe; preterminated
425152	GJ6240UH	240 in. (6.10 m) length; #6 AWG green wire with yellow horizontal stripe; preterminated
425153	GJ6264UH	264 in. (6.71 m) length; #6 AWG green wire with yellow horizontal stripe; preterminated
425154	GJ6288UH	288 in. (7.32 m) length; #6 AWG green wire with yellow horizontal stripe; preterminated

Armored Fiber Cable Grounding Kits

PANDUIT



FEATURES

- Bonds armored fiber cable to rack or BICSI/J-STD-607-A Telecommunications Grounding Busbar
- Available with factory-terminated jumper kit available to provide a bolt-on solution
- Engineered to comply with U.S. and international grounding requirements


Anixter No.	Vendor No.	Description
425166	ACG24K	For armor cable diameters 0.40 in. to 0.84 in. (10.2-21.3 mm); crimped jumper wire assembly, 24 in. (609.6 mm) length; LCC6-14, #10 mechanical clamp; provided with two each #12-24, M6 slotted hex head zinc-plated thread-forming screws, and black polypropylene terminal cover
425191	ACG24K-500	For armor cable diameters 0.85 in. to 1.03 in. (21.6-26.2 mm); crimped jumper wire assembly, 24 in. (609.6 mm) length; LCC6-14, #10 mechanical clamp; provided with two each #12-24, M6 slotted hex head zinc-plated thread-forming screws, and black polypropylene terminal cover
425203	ACG24K	Armor cable grounding kit with one armored cable ground terminal for #6 AWG and one #10 mechanical clamp, 9/16 in. - 1 1/16 in. diameter range

## Grounding and Bonding

# PANDUIT

### Retrofit Rack Grounding Busbar Kits

PANDUIT




#### FEATURES

- Provides a dedicated ground system to maintain system performance and protect network equipment
- Optimized for installation on 19 in. racks that meet EIA-310-D, with functioning equipment, and are deployed in the field
- Thread-forming screws eliminate the need to manually remove paint from the rack
- Engineered to comply with U.S. and international grounding requirements

Anixter No.	Vendor No.	Description
354363	RGRB19Y	Grounding busbar; 19 in. (483 mm) length; tin-plated; fourteen holes arranged for flexibility in mounting; provided with two each #12-24 x 1/2 in. and M6 x 12 mm thread-forming screws
328343	RGRB19U	Grounding busbar; 19 in. (483 mm) length; tin-plated twenty holes arranged for flexibility in mounting with twenty #12-24 x 1/2 in. hex head screws installed; mounting hole sets have 5/8 in. (15.9 mm) spacing; provided with two each #12-24 x 1/2 in., M6 x 12 mm, and two #12 flat washers for mounting
354340	RGRB19CN	Grounding busbar; 19 in. (483 mm) length; tin-plated; twenty holes arranged for flexibility in mounting with twenty #12-24 x 1/2 in. hex head screws installed; mounting hole sets have 5/8 in. (15.9 mm) spacing; provided with two bonding cage nuts and four #12-24 bonding screws

### BICSI/J-STD-607-A Telecommunications Grounding Busbars

PANDUIT



#### FEATURES

- Meets BICSI and J-STD-607-A requirements for network systems grounding applications

- Made of high-conductivity copper and tin-plated to inhibit corrosion
- Comes preassembled with brackets and insulators attached for quick installation
- Use PANDUIT component labels to identify busbars to meet TIA/EIA-606-A

Anixter No.	Vendor No.	Description
323178	GB2B0306TPI-1	Telecommunications grounding busbar is 1/4 in. x 2 in. x 12 in. with six 1/4 in. stud hole sets at 5/8 in. spacing and three 3/8 in. stud hole sets at 1 in. spacing
326835	GB4B0624TPI-1	Telecommunications main grounding busbar is 1/4 in. x 4 in. x 20 in. with 24 1/4 in. stud hole sets at 5/8 in. spacing and six 3/8 in. stud hole sets at 1 in. spacing

### STRUCTUREDGROUND Electrostatic Discharge (ESD) Port Kit

PANDUIT



#### FEATURES

- Accommodates standard ESD wrist strap 4 mm plug
- Can be mounted to front or back of rack or cabinet for convenient access
- Bent 45°, acts as a hook to hold wrist strap
- Two-hole configuration available to provide antirotation and prevent loss of bond
- Barrel permanently marked with the protective earth (ground) symbol
- Engineered to comply with U.S. and international grounding requirements

Anixter No.	Vendor No.	Description
331618	RGESD2-1	Two-hole ESD port with 5/8 in. hole spacing; provided with an ESD protection sticker, 0.16 oz (5 cc) antioxidant and two each #12-24 x 1/2 in. and M6 x 12 mm thread-forming screws
328692	RGESD2B-1	Two-hole ESD port with 5/8 in. hole spacing; provided with an ESD protection sticker, 0.16 oz (5 cc) antioxidant, two cage nut bonding studs and two #12-24 bonding nuts



**STRUCTUREDGROUND Bonding Screws and Bonding Cage Nut**

PANDUIT



**FEATURES**

- Patent-pending screws create an electrical bond between painted patch panels and racks or cabinets
- Serrations on bottom of screw remove paint from patch panel, thus providing metal-to-metal contact
- Thread-forming, provides a bond to the rack or cabinet by removing paint from threaded holes and minimizing metal shavings
- Permanently marked with the protective earth (ground) symbol and PANDUIT logo
- Easily installed with Phillips screwdriver

Anixter No.	Vendor No.	Description
331619	RGTBSG-C	Green thread-forming bonding screw, #12-24 x 1/2 in.
390943	CNB4K	Green thread-forming bonding cage nut, #12-24 and green thread-forming grounding screw, #12-24 x 1/2 in.

Also available in black to meet different application needs. Contact your local sales representative for ordering information.

**STRUCTUREDGROUND Thread-forming Screws**

PANDUIT




Thread-forming, provides a bond to the rack or cabinet by removing paint from threaded holes and minimizing metal shavings.

Easily installed with 5/16 in. (8 mm) socket-head wrench or flat-blade screwdriver

Anixter No.	Vendor No.	Description
306849	RGTS-CY	Thread-forming grounding screw, #12-24 x 1/2 in.

**STRUCTUREDGROUND Access Floor Grounding Clamp**

PANDUIT



**FEATURES**

- Bonds mesh common bonding network (MCBN) conductors to each other and bonds the access floor pedestals to the conductors
- Made with stainless steel hardware to eliminate zinc whiskers which can dislodge and enter equipment, causing shorts
- Specifically designed to bond perpendicular MCBN conductors per TIA-942
- Bonds to the pedestal with a single bolt to simplify installation
- Accommodates conductors from #6 AWG to 1/0 AWG, minimizes inventory requirements
- Bonds round and square access floor pedestals for greater flexibility

**ACCESS FLOOR GROUNDING CLAMP**

Anixter No.	Vendor No.	Description
351964	GPQC07-1/0	Bonds to 3/4 in. (19.1 mm) to 7/8 in. (22.2 mm) round pedestals. MCBN conductor size range: #6 to 1/0 AWG (16-50 mm <sup>2</sup> ). 4.25 in. (108.0 mm) D x 3.38 in. (85.9 mm) W x 3.19 in. (81.0 mm) H. Conductor tightening torque: 385 in.-lb. (43.5 Nm). Clamp tightening torque: 150 in.-lb. (17.0 Nm)
372860	GPQC10-1/0	Bonds to 1.00 in. (25.4 mm) to 1 1/8 in. round pedestals. Bonds to 7/8 in. (22.2 mm) square pedestals. MCBN conductor size range: #6 to 1/0 AWG (16-50 mm <sup>2</sup> ). 4.19 in. (106.4 mm) D x 3.38 in. (85.9 mm) W x 3.19 in. (81.0 mm) H. Conductor tightening torque: 385 in.-lb. (43.5 Nm). Clamp tightening torque: 150 in.-lb. (17.0 Nm)
372861	GPQC12-1/0	Bonds to 1 1/4 in. round pedestals. MCBN conductor size range: #6 to 1/0 AWG (16-50 mm <sup>2</sup> ). 4.53 in. (115.1 mm) D x 3.44 in. (87.4 mm) W x 3.19 in. (81.0 mm) H. Conductor tightening torque: 385 in.-lb. (43.5 Nm). Clamp tightening torque: 150 in.-lb. (17.0 Nm)
372862	GPQC15-1/0	Bonds to 1 1/2 in. round pedestals. MCBN conductor size range: #6 to 1/0 AWG (16-50 mm <sup>2</sup> ). 4.47 in. (113.5 mm) D x 3.44 in. (87.4 mm) W x 3.19 in. (81.0 mm) H. Conductor tightening torque: 385 in.-lb. (43.5 Nm). Clamp tightening torque: 150 in.-lb. (17.0 Nm)

LAN Furniture

Great Lakes Case & Cabinets Co., Inc.

ADVANTAGE Technical Furniture Systems

GREAT LAKES CASE & CABINET

ADVANTAGE STANDARD



The ADVANTAGE Standard Configuration provides the basic "building block" for any technical furniture system. This configuration includes frames and supports, a 72 in. x 31.5 in. work surface, shelving, cable management, 16 in. overhead storage bin and a double screen monitor mount. The Standard Configuration is also available with a 50 in. wide work surface, shelving and storage bin.

ADVANTAGE DIGITAL OFFICE SUITE



The ADVANTAGE Digital Office Suite Configuration combines a complete ADVANTAGE Standard work station with a BS2-TRP enclosure (top panel, two side panels, mesh rear door, mesh front door and casters). Together, this configuration provides everything a small business, gas or convenience store may need to hold and protect sensitive datacom equipment.

ADVANTAGE PROFESSIONAL



The ADVANTAGE Professional Configuration provides a complete technical furniture system which could easily fit in any environment from the newsroom to the trading or executive floor. This configuration also includes a peninsula work surface for client meeting space and an under-counter drawer unit for additional storage.

ADVANTAGE CORNER



The ADVANTAGE Corner Configuration provides the same strength and features of the technical furniture system which can be installed in a very small (4 ft. x 4 ft.) space. The corner configuration can also be connected to another unit to create additional work space for applications like the broadcast edit suite.

Standard configurations of ADVANTAGE Technical Furniture Systems make ordering easy; basic parts are sold together so that there is no guess work, technical specifications or engineer needed for purchasing your individual workstation.

The nature of ADVANTAGE also offers a significant number of options so please contact your local sales representative if you are looking for something unique. Your custom configuration can be designed, manufactured and shipped in just six weeks. Basic configurations which are in stock can ship in just ten business days.

Sentry Console Systems

GREAT LAKES CASE & CABINET



The Sentry Ergonomic configuration shown above features a 104 in. angled work surface which is 29.75 in. tall and 46 in. deep at its widest point. The two end-unit enclosures each contain four rails (#10-32 tapped) with 13 RMU. Three Ergotech Monitor Mounts (two single arm mounts and one dual arm mount) have capacity for four to six flat screen monitors. This configuration also includes cable management and cooling.

While this configuration is standard, Sentry Console Systems are custom designed to meet the specific needs of your command/control center environment. Great Lakes offers a number of powder coated finishes for Sentry frames and enclosures and also offers a myriad of laminate colors, textures and options to meet your design needs. Functionality and style in a single platform - that's the Sentry difference.

Please contact your local sales representative for further information and ordering details.

## Tech Tips

## Selecting Innerduct

**What is innerduct?**

Innerduct is a small, flexible, nonmetallic conduit (or tube) typically used to subdivide larger ducts for the placement of optical fiber/communications cables in the underground conduit system (direct bury). Common premise applications include: cables installed in vertical runs between floors or in a shaft (riser); cables installed in environmental air spaces (plenum); or cables installed in horizontal runs (general purpose) and open areas.

**Is innerduct different than duct or conduit?**

Conduit and duct usually refer to a standalone tube, whereas innerduct especially in outdoor applications is often used inside another duct or conduit. Larger-diameter products are usually called duct or conduit. Riser, plenum and general purpose innerduct are also referred as "flexible raceways." Innerduct, conduit or flexible raceways can be made corrugated to add more flexibility and minimize cable damage during pulling, or with solid walls for more resistance in tougher environments.

**Why are there so many different kinds of innerduct?**

Different applications have different needs. Burial innerduct needs to be sturdier. Plenum innerduct must be UL Listed, low-smoke and flame-retardant. Larger cables need larger innerduct. In some environments, such as trenching, a large duct is preferable to a small one because it is very hard to keep small ducts straight in a trench. Make sure that the innerduct you are using fits the application and complies to local codes and industry standards.

**What is plenum innerduct?**

A specialized, corrugated, flexible raceway produced from PVDF, polyvinylidene fluoride, a fluoropolymer compound. It's suitable for use in buildings as defined by NEC Articles 725, 770, 800 and 820 and MUST BE UL Listed and labeled for plenum applications.

**What is riser innerduct?**

A specialized, corrugated, flexible raceway made from PVC resin, with fire-resistant characteristics to prevent the carrying of fire from floor to floor. MUST BE UL Listed.

**What is general purpose innerduct?**

A specialized, corrugated, flexible raceway made from PVC resin resistant to the spread of fire. MUST BE UL Listed.


**What is HDPE?**

HDPE is the abbreviation for high density polyethylene. This is the material used for outdoor innerduct. See the Outside Plant and Building Entrance Protection Products section for a product listing.

**Is HDPE the same as PVC?**

No. PVC becomes brittle when cold and is much less flexible than HDPE. PVC is naturally fire-retardant while HDPE is flammable.

## Plenum Innerduct



Plenum innerduct is UL Listed, nonmetallic, corrugated flexible conduit for use in plenum, riser and general purpose applications. Plenum complies with the UL 2024 Standard for plenum applications. Use plenum fittings.

**FEATURES**

- Sizes 1/2 in. through 3 in.
- UL Listed
- Pre-installed pull tape
- Color options: white and orange

**ORANGE**

Corrugated orange plenum innerduct with pull tape installed

Anixter No.	Description
313381	1/2 in.
360993	3/4 in.
180524	1 in.
249416	1 1/4 in.
189547	1 1/2 in.
189571	2 in.
353545	3 in.

**WHITE**


Corrugated white plenum innerduct with pull tape installed

Anixter No.	Description
394444	1/2 in.
377309	3/4 in.
141127	1 in.
140957	1 1/4 in.
140958	1 1/2 in.
173944	2 in.
394445	3 in.

Indoor Rated Innerduct

# Innerduct

Riser Innerduct



Riser innerduct is UL Listed, nonmetallic, corrugated flexible conduit for use in riser and general purpose applications. Its fire resistant characteristics prevent the spread of fire from floor to floor. Use riser fittings.

**FEATURES**

- Sizes 1/2 in. through 3 in.
- UL Listed
- Pre-installed pull tape
- Color options: white and orange

**ORANGE**

Anixter No.	Description
394446	1/2 in.
394447	3/4 in.
201765	1 in.
201766	1 1/4 in.
273727	1 1/2 in.
239843	2 in.
394448	3 in.

**WHITE**

Anixter No.	Description
394449	1/2 in.
394450	3/4 in.
394451	1 in.
394452	1 1/4 in.
394453	1 1/2 in.
394454	2 in.
394455	3 in.

General Purpose Innerduct



General purpose innerduct is UL Listed, nonmetallic, corrugated flexible conduit for use in general purpose applications. Use riser fittings.

**FEATURES**

- Sizes 1 in. through 2 in.
- UL Listed
- Pre-installed pull tape
- Color options: orange

**ORANGE**

Corrugated orange general purpose innerduct with pull tape installed

Anixter No.	Description
217241	1 in.
217242	1 1/4 in.
217244	1 1/2 in.
217245	2 in.

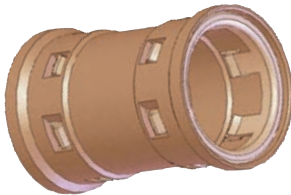
# Fittings

## Plenum Fittings

EASTERN WIRE & CONDUIT LTD

Eastern Wire and Conduit offers a wide range of fittings that complement the innerduct line to provide you with an outstanding overall package. These fittings are easy to use and make installation a simple task.

### COUPLINGS - ORANGE

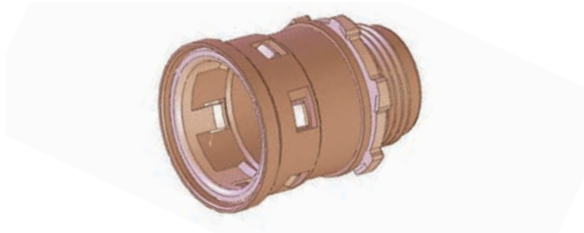


Anixter No.	Vendor No.	Description
399086	PFCSPO5000	1/2 in.
399087	PFCSPO7500	3/4 in.
399088	PFCSPO10000	1 in.
399089	PFCSPO12500	1 1/4 in.
399090	PFCSPO15000	1 1/2 in.
399091	PFCSPO20000	2 in.

### COUPLINGS - WHITE

Anixter No.	Vendor No.	Description
399074	PFCSPO500W	1/2 in.
271022	PFCSPO750W	3/4 in.
271023	PFCSPO1000W	1 in.
271024	PFCSPO1250W	1 1/4 in.
271026	PFCSPO1500W	1 1/2 in.
332680	PFCSPO2000W	2 in.

### ADAPTERS - ORANGE



Anixter No.	Vendor No.	Description
399092	PFTTP05000	1/2 in.
399093	PFTTP07500	3/4 in.
399094	PFTTP10000	1 in.
399095	PFTTP12500	1 1/4 in.
399096	PFTTP15000	1 1/2 in.
399097	PFTTP20000	2 in.

### ADAPTERS - WHITE

Anixter No.	Vendor No.	Description
399080	PFTTP0500W	1/2 in.
271027	PFTTP0750W	3/4 in.
271028	PFTTP1000W	1 in.
271030	PFTTP1250W	1 1/4 in.

Anixter No.	Vendor No.	Description
271031	PFTTP1500W	1 1/2 in.
332681	PFTTP2000W	2 in.


Eastern Wire and Conduit's fittings are compatible and approved for use with our stock of plenum innerduct.

## Riser and General Purpose Fittings

EASTERN WIRE & CONDUIT LTD

Eastern Wire and Conduit offers a wide range of fittings that complement the innerduct line to provide you with an outstanding overall package. These fittings are easy to use and make installation a simple task.

### COUPLINGS - ORANGE



Anixter No.	Vendor No.	Description
399098	PFCSR05000	1/2 in.
399099	PFCSR07500	3/4 in.
399100	PFCSR10000	1 in.
399101	PFCSR12500	1 1/4 in.
399102	PFCSR15000	1 1/2 in.
399103	PFCSR20000	2 in.

### ADAPTERS - ORANGE



Anixter No.	Vendor No.	Description
399104	PFTTR05000	1/2 in.
399105	PFTTR07500	3/4 in.
399106	PFTTR10000	1 in.
399107	PFTTR12500	1 1/4 in.
399108	PFTTR15000	1 1/2 in.
399109	PFTTR20000	2 in.

Eastern Wire and Conduit's fittings are compatible and approved for use with our stock of riser and general purpose innerduct.

Indoor Rated Innerduct

# Fittings

**Plenum Fittings**

IPEX INC

IPEX fittings make terminating or coupling quick and easy, and six locking tabs ensure the fittings stay connected. No messy cementing or screws to tighten.

COUPLINGS - ORANGE



Anixter No.	Vendor No.	Description
399110	KPPC075	3/4 in.
399111	KPPC100	1 in.
399112	KPPC125	1 1/4 in.
399113	KPPC150	1 1/2 in.
399114	KPPC200	2 in.

ADAPTERS - ORANGE



Anixter No.	Vendor No.	Description
399115	KPTA075	3/4 in.
399116	KPTA100	1 in.
399117	KPTA125	1 1/4 in.
399118	KPTA150	1 1/2 in.
399119	KPTA200	2 in.

IPEX fittings are compatible and approved for use with our stock of plenum innerduct.

**Riser Fittings**

IPEX INC

IPEX fittings make terminating or coupling quick and easy, and six locking tabs ensure the fittings stay connected. No messy cementing or screws to tighten.

COUPLINGS - ORANGE



Anixter No.	Vendor No.	Description
399120	KPRC075	3/4 in.
399121	KPRC100	1 in.
399122	KPRC125	1 1/4 in.
399123	KPRC150	1 1/2 in.
399124	KPRC200	2 in.

ADAPTERS - ORANGE



Anixter No.	Vendor No.	Description
399125	KRTA075	3/4 in.
399126	KRTA100	1 in.
399127	KRTA125	1 1/4 in.
399128	KRTA150	1 1/2 in.
399129	KRTA200	2 in.

IPEX fittings are compatible and approved for use with our stock of riser innerduct.

# Indoor Rated Innerduct Textile Innerduct

## MaxCell Textile Innerduct

MAXCELL GROUP



MaxCell is the only flexible, multicelled, textile innerduct specifically designed for the network construction industry. The unique textile construction allows MaxCell to conform to the shape of cables placed within, greatly reducing the wasted space associated with rigid innerduct. It is available in multiple configurations and lengths. MaxCell textile innerduct can reduce labor costs by 33 percent and improve your bottom line. MaxCell maximizes conduit space, minimizes costs and allows for overlay installations without breaking ground. MaxCell's flexibility allows for installation over existing cables - saving on costly construction and labor costs.

### STANDARD PRODUCT LINE

The standard MaxCell product is a versatile solution for the complex problems faced by engineers, contractors and network providers. Manufactured from internally produced monofilaments, this model yields superior performance over existing rigid innerduct.

Anixter No.	Vendor No.	Description
312606	MXC3456BK250	Standard, 3 in., 3-cell, 250 ft. reel, black
312599	MXC3456BK500	Standard, 3 in., 3-cell, 500 ft. reel, black
312596	MXC3456BK1000	Standard, 3 in., 3-cell, 1,000-2,649 ft. reel, black
312593	MXC3456BK2650	Standard, 3 in., 3-cell, 2,650-5,299 ft. reel, black
312601	MXC3456BK5300	Standard, 3 in., 3-cell, 5,300-9,999 ft. reel, black
375626	MXC3456BK10000	Standard, 3 in., 3-cell, 10,000 ft. reel, black
312616	MXC2002PR250	Standard, 2 in., 2-cell, 250 ft. reel, purple
312615	MXC2002PR500	Standard, 2 in., 2-cell, 500 ft. reel, purple
312614	MXC2002PR1000	Standard, 2 in., 2-cell, 1,000-2,649 ft. reel, purple
375627	MXC2002PR2650	Standard, 2 in., 2-cell, 2,650-5,299 ft. reel, purple
375628	MXC2002PR5300	Standard, 2 in., 2-cell, 5,300-9,999 ft. reel, purple
375629	MXC2002PR10000	Standard, 2 in., 2-cell, 10,000 ft. reel, purple
312612	MXC2003YL250	Standard, 2 in., 3-cell, 250 ft. reel, yellow
312611	MXC2003YL500	Standard, 2 in., 3-cell, 500 ft. reel, yellow
312610	MXC2003YL1000	Standard, 2 in., 3-cell, 1,000-2,649 ft. reel, yellow
312609	MXC2003YL2650	Standard, 2 in., 3-cell, 2,650-5,299 ft. reel, yellow
312600	MXC2003YL5300	Standard, 2 in., 3-cell, 5,300-9,999 ft. reel, yellow
375631	MXC2003YL10000	Standard, 2 in., 3-cell, 10,000 ft. reel, yellow

Anixter No.	Vendor No.	Description
375632	MXC4003GR250	Standard, 4 in., 3-cell, 250 ft. reel, green
375633	MXC4003GR500	Standard, 4 in., 3-cell, 500 ft. reel, green
312613	MXC4003GR1000	Standard, 4 in., 3-cell, 1,000-2,649 ft. reel, green
345913	MXC4003GR2650	Standard, 4 in., 3-cell, 2,650-5,299 ft. reel, green
375634	MXC4003GR5300	Standard, 4 in., 3-cell, 5,300-9,999 ft. reel, green
348562	MXC4003GR10000	Standard, 4 in., 3-cell, 10,000 ft. reel, green
375635	MXC2001WH250	Standard, 2 in., 1-cell, 250 ft. reel, white
375636	MXC2001WH500	Standard, 2 in., 1-cell, 500 ft. reel, white
375637	MXC2001WH1000	Standard, 2 in., 1-cell, 1,000-2,649 ft. reel, white
375638	MXC2001WH2650	Standard, 2 in., 1-cell, 2,650-5,299 ft. reel, white
375639	MXC2001WH5300	Standard, 2 in., 1-cell, 5,300-9,999 ft. reel, white
375640	MXC2001WH10000	Standard, 2 in., 1-cell, 10,000 ft. reel, white

### DETECTABLE PRODUCT LINE

Detectable MaxCell is configured like the standard product, but contains an 18 gauge solid copper core tracer wire inserted in the edge for use in underground utility locations. An embedded feature, detectable MaxCell will not entangle or impede cable installation nor increase cable pulling tensions. The wire is permanent and will not be removed as is the case with detectable pulling tapes. In addition, the wire is protected which means no damage to it or the cables and ensuring locate ability for years to come.

Anixter No.	Vendor No.	Description
375641	MXD3456BK250	Detectable, 3 in., 3-cell, 250 ft. reel, black
375642	MXD3456BK500	Detectable, 3 in., 3-cell, 500 ft. reel, black
375643	MXD3456BK1000	Detectable, 3 in., 3-cell, 1,000-2,649 ft. reel, black
375644	MXD3456BK2650	Detectable, 3 in., 3-cell, 2,650-5,299 ft. reel, black
375645	MXD3456BK5300	Detectable, 3 in., 3-cell, 5,300-9,999 ft. reel, black
375646	MXD3456BK10000	Detectable, 3 in., 3-cell, 10,000 ft. reel, black
375647	MXD2002PR250	Detectable, 2 in., 2-cell, 250 ft. reel, purple
375648	MXD2002PR500	Detectable, 2 in., 2-cell, 500 ft. reel, purple
375649	MXD2002PR1000	Detectable, 2 in., 2-cell, 1,000-2,649 ft. reel, purple
375650	MXD2002PR2650	Detectable, 2 in., 2-cell, 2,650-5,299 ft. reel, purple
375651	MXD2002PR5300	Detectable, 2 in., 2-cell, 5,300-9,999 ft. reel, purple
375652	MXD2002PR10000	Detectable, 2 in., 2-cell, 10,000 ft. reel, purple
375653	MXD2003YL250	Detectable, 2 in., 3-cell, 250 ft. reel, yellow
375654	MXD2003YL500	Detectable, 2 in., 3-cell, 500 ft. reel, yellow
375655	MXD2003YL1000	Detectable, 2 in., 3-cell, 1,000-2,649 ft. reel, yellow
375656	MXD2003YL2650	Detectable, 2 in., 3-cell, 2,650-5,299 ft. reel, yellow

Continued on next page >>

## Indoor Rated Innerduct

## Textile Innerduct

*(continued)*

## MaxCell Textile Innerduct

Anixter No.	Vendor No.	Description
375657	MXD2003YL5300	Detectable, 2 in., 3-cell, 5,300-9,999 ft. reel, yellow
375658	MXD2003YL10000	Detectable, 2 in., 3-cell, 10,000 ft. reel, yellow
375659	MXD4003GR250	Detectable, 4 in., 3-cell, 250 ft. reel, green
375660	MXD4003GR500	Detectable, 4 in., 3-cell, 500 ft. reel, green
375661	MXD4003GR1000	Detectable, 4 in., 3-cell, 1,000-2,649 ft. reel, green
375662	MXD4003GR2650	Detectable, 4 in., 3-cell, 2,650-5,299 ft. reel, green
375663	MXD4003GR5300	Detectable, 4 in., 3-cell, 5,300-9,999 ft. reel, green
375664	MXD4003GR10000	Detectable, 4 in., 3-cell, 10,000 ft. reel, green
375665	MXD2001WH250	Detectable, 2 in., 1-cell, 250 ft. reel, white
375666	MXD2001WH500	Detectable, 2 in., 1-cell, 500 ft. reel, white
375667	MXD2001WH1000	Detectable, 2 in., 1-cell, 1,000-2,649 ft. reel, white
375668	MXD2001WH2650	Detectable, 2 in., 1-cell, 2,650-5,299 ft. reel, white
375669	MXD2001WH5300	Detectable, 2 in., 1-cell, 5,300-9,999 ft. reel, white
375670	MXD2001WH10000	Detectable, 2 in., 1-cell, 10,000 ft. reel, white

## PLENUM AND RISER MAXCELL PRODUCT LINES

The plenum and riser rated products are low smoke zero halogen versions for use in premise wiring. These products provide numerous low-friction pathways for installation of multiple cables in a variety of building environments including air handling space, raised floors, cable trays and riser ducts. Plenum- and riser-rated MaxCell allow for incremental deployment of cables as needed, as well as easy removal of obsolete and abandoned cables.

Anixter No.	Vendor No.	Description
375671	MXP3456BK250	Plenum, 3 in., 3-cell, 250 ft. reel, black
375672	MXP3456BK500	Plenum, 3 in., 3-cell, 500 ft. reel, black
375673	MXP3456BK1000	Plenum, 3 in., 3-cell, 1,000-2,649 ft. reel, black
375674	MXP3456BK2650	Plenum, 3 in., 3-cell, 2,650-5,299 ft. reel, black
375675	MXP3456BK5300	Plenum, 3 in., 3-cell, 5,300-9,999 ft. reel, black
375676	MXP3456BK10000	Plenum, 3 in., 3-cell, 10,000 ft. reel, black
375677	MXP2002PR250	Plenum, 2 in., 2-cell, 250 ft. reel, purple
375678	MXP2002PR500	Plenum, 2 in., 2-cell, 500 ft. reel, purple
375679	MXP2002PR1000	Plenum, 2 in., 2-cell, 1,000-2,649 ft. reel, purple
375680	MXP2002PR2650	Plenum, 2 in., 2-cell, 2,650-5,299 ft. reel, purple
375681	MXP2002PR5300	Plenum, 2 in., 2-cell, 5,300-9,999 ft. reel, purple
375682	MXP2002PR10000	Plenum, 2 in., 2-cell, 10,000 ft. reel, purple
375683	MXP2003YL250	Plenum, 2 in., 3-cell, 250 ft. reel, yellow
375684	MXP2003YL500	Plenum, 2 in., 3-cell, 500 ft. reel, yellow
Anixter No.	Vendor No.	Description
375685	MXP2003YL1000	Plenum, 2 in., 3-cell, 1,000-2,649 ft. reel, yellow
375686	MXP2003YL2650	Plenum, 2 in., 3-cell, 2,650-5,299 ft. reel, yellow
375687	MXP2003YL5300	Plenum, 2 in., 3-cell, 5,300-9,999 ft. reel, yellow
375688	MXP2003YL10000	Plenum, 2 in., 3-cell, 10,000 ft. reel, yellow
375689	MXP4003GR250	Plenum, 4 in., 3-cell, 250 ft. reel, green
375690	MXP4003GR500	Plenum, 4 in., 3-cell, 500 ft. reel, green
375691	MXP4003GR1000	Plenum, 4 in., 3-cell, 1,000-2,649 ft. reel, green
375692	MXP4003GR2650	Plenum, 4 in., 3-cell, 2,650-5,299 ft. reel, green
375693	MXP4003GR5300	Plenum, 4 in., 3-cell, 5,300-9,999 ft. reel, green
375694	MXP4003GR10000	Plenum, 4 in., 3-cell, 10,000 ft. reel, green
375695	MXP2001WH250	Plenum, 2 in., 1-cell, 250 ft. reel, white
375696	MXP2001WH500	Plenum, 2 in., 1-cell, 500 ft. reel, white
375697	MXP2001WH1000	Plenum, 2 in., 1-cell, 1,000-2,649 ft. reel, white
375698	MXP2001WH2650	Plenum, 2 in., 1-cell, 2,650-5,299 ft. reel, white
375699	MXP2001WH5300	Plenum, 2 in., 1-cell, 5,300-9,999 ft. reel, white
375700	MXP2001WH10000	Plenum, 2 in., 1-cell, 10,000 ft. reel, white
375701	MXR3456BK250	Riser, 3 in., 3-cell, 250 ft. reel, black
375702	MXR3456BK500	Riser, 3 in., 3-cell, 500 ft. reel, black
375703	MXR3456BK1000	Riser, 3 in., 3-cell, 1,000-2,649 ft. reel, black
375704	MXR3456BK2650	Riser, 3 in., 3-cell, 2,650-5,299 ft. reel, black
375705	MXR3456BK5300	Riser, 3 in., 3-cell, 5,300-9,999 ft. reel, black
375706	MXR3456BK10000	Riser, 3 in., 3-cell, 10,000 ft. reel, black
375707	MXR2002RR250	Riser, 2 in., 2-cell, 250 ft. reel, purple
375708	MXR2002RR500	Riser, 2 in., 2-cell, 500 ft. reel, purple
375709	MXR2002RR1000	Riser, 2 in., 2-cell, 1,000-2,649 ft. reel, purple
375710	MXR2002RR2650	Riser, 2 in., 2-cell, 2,650-5,299 ft. reel, purple
375711	MXR2002RR5300	Riser, 2 in., 2-cell, 5,300-9,999 ft. reel, purple
375712	MXR2002RR10000	Riser, 2 in., 2-cell, 10,000 ft. reel, purple
375713	MXR2003YL250	Riser, 2 in., 3-cell, 250 ft. reel, yellow
375714	MXR2003YL500	Riser, 2 in., 3-cell, 500 ft. reel, yellow
375715	MXR2003YL1000	Riser, 2 in., 3-cell, 1,000-2,649 ft. reel, yellow
375716	MXR2003YL2650	Riser, 2 in., 3-cell, 2,650-5,299 ft. reel, yellow
375717	MXR2003YL5300	Riser, 2 in., 3-cell, 5,300-9,999 ft. reel, yellow
375718	MXR2003YL10000	Riser, 2 in., 3-cell, 10,000 ft. reel, yellow
375719	MXR4003GR250	Riser, 4 in., 3-cell, 250 ft. reel, green
375720	MXR4003GR500	Riser, 4 in., 3-cell, 500 ft. reel, green
375721	MXR4003GR1000	Riser, 4 in., 3-cell, 1,000-2,649 ft. reel, green



# Indoor Rated Innerduct Textile Innerduct

Anixter No.	Vendor No.	Description
375722	MXR4003GR2650	Riser, 4 in., 3-cell, 2,650-5,299 ft. reel, green
375723	MXR4003GR5300	Riser, 4 in., 3-cell, 5,300-9,999 ft. reel, green

Anixter No.	Vendor No.	Description
375724	MXR4003GR10000	Riser, 4 in., 3-cell, 10,000 ft. reel, green
375725	MXR2001WH250	Riser, 2 in., 1-cell, 250 ft. reel, white
375726	MXR2001WH500	Riser, 2 in., 1-cell, 500 ft. reel, white
375727	MXR2001WH1000	Riser, 2 in., 1-cell, 1,000-2,649 ft. reel, white
375728	MXR2001WH2650	Riser, 2 in., 1-cell, 2,650-5,299 ft. reel, white
375729	MXR2001WH5300	Riser, 2 in., 1-cell, 5,300-9,999 ft. reel, white
375730	MXR2001WH10000	Riser, 2 in., 1-cell, 10,000 ft. reel, white

## MAXCELL ACCESSORIES

Anixter No.	Vendor No.	Description
312617	MXC2CH	MaxCell installation kit, 2-way harness
312618	MXC3CH	MaxCell installation kit, 3-way harness
312619	MXCIGC	MaxCell CO2 gas cartridge
312620	MXCIK11	MaxCell single-pack pull swivel
312621	MXCIK21	MaxCell 2-pack pulls/harness swivels
312622	MXCIK31CH	MaxCell 3-pack pulls/harness swivels
312623	MXCITB3	MaxCell inflatable bag termination for 3 in. OD conduit
312624	MXCITB4	MaxCell inflatable bag termination for 4 in. OD conduit
312625	MXCITB5	MaxCell inflatable bag termination for 5 in. OD conduit
312626	MXCITB6	MaxCell inflatable bag termination for 6 in. OD conduit
312627	MXCITT	MaxCell inflation tool. Requires MaxCell MXCIGC gas cartridge
312628	MXCSW	MaxCell installation swivel
312629	MXCTBSET070	MaxCell watertight bushing set for 0.7 in. hole
312630	MXCTBSET090	MaxCell watertight bushing set for 0.9 in. hole
312631	MXCTBSET110	MaxCell watertight bushing set for 1.1 in. hole
312632	MXCTP4	MaxCell watertight split plug for 4 in. duct
312633	MXCTP6	MaxCell watertight split plug for 6 in. duct

The standard, detectable, plenum and riser 3 in., 3-cell products are also available in red and blue.

All product lines offer the choice of a custom color as well. For more information contact your local sales representative.

## Cross-connect Backboards and Mounting Brackets

# Backboards

### 183 Series Backboards



183 Series backboards are used in equipment closets to mount 66 blocks for cross-connect applications. Half-field backboards hold four 89D-type brackets while full-field backboards have eight 89D-type brackets. These backboards are constructed of either metal or particle board and are available in a variety of colors.

#### HALF-FIELD

Anixter No.	Series Type	Color	Material
894090	183A1	Blue	Metal
894091	183A2	Green	Metal
894092	183A4	Purple	Metal
894093	183A5	Yellow	Metal
894098	183A1	Blue	Particle board
894100	183A2	Green	Particle board
894110	183A3	Red	Particle board
894101	183A4	Purple	Particle board
894099	183A5	Yellow	Particle board

#### FULL-FIELD

Anixter No.	Series Type	Color	Material
894096	183B1	Blue	Metal
894095	183B2	Green	Metal
894097	183B4	Purple	Metal
894102	183B1	Blue	Particle board
894105	183B2	Green	Particle board
894108	183B3	Red	Particle board
894103	183B4	Purple	Particle board
894104	183B5	Yellow	Particle board

### 187B1 Backboards

187B1 Backboards are 16-mushroom spool boards used in equipment closets to help distribute cross-connect cabling and perform other wire management functions.

Anixter No.	Color	Material
894106	White	Metal
894064	White	Particle board

Universal Mounting System (UMS) Backboards

ADC KRONE




These backboards provide a base for UMS brackets, and are available in standard equipment rack widths. Each width is available in a single or dual height, holding one or two rows of mounting brackets, respectively. Backboards will hold combinations of mounting brackets in both the Type 105 and Type 160 positions. Includes mounting screws and nylon rivets for attaching brackets.

Anixter No.	Vendor No.	Description
172084	6652 2 070-19	19 in. backboard, rack-mount, 2 units high, gray
172088	6652 2 070-23	23 in. backboard, rack-mount, 2 units high, gray
172089	6652 2 070-35	35.5 in. backboard, rack-mount, 2 units high, gray
179132	6652 2 069-19	19 in. backboard, rack-mount, 1 unit high, gray
179181	6652 2 069-23	23 in. backboard, rack-mount, 1 unit high, gray
179182	6652 2 069-35	35.5 in. backboard, rack-mount, 1 unit high, gray
238112	6652 2 080-19	19 in. backboard, rack-mount, 1 unit high, black
238113	6652 2 080-23	23 in. backboard, rack-mount, 1 unit high, black
238114	6652 2 080-35	35.5 in. backboard, rack-mount, 1 unit high, black
238115	6652 2 081-19	19 in. backboard, rack-mount, 2 units high, black
238116	6652 2 081-23	23 in. backboard, rack-mount, 2 units high, black
238117	6652 2 081-35	35.5 in. backboard, rack-mount, 2 units high, black

Universal Mounting System (UMS)

ADC KRONE



ADC's Universal Mounting System is a simple, cost-effective platform for both wall and rack applications. It is compatible with Ultim8, 25-Pair Feed-Thru and Series 2 Blocks and UMS/Mini Patch Panels. The UMS simplifies installation by providing interlocking tabs which allow the installer to create both small and large distribution frames with no additional parts. Integral wire management for cable and jumpers is also provided. A typical installation holds 96 pairs using 12 Ultim8 Blocks and one Type 105 label holder.

FEATURES

- Versatility of one bracket for multiple applications
- Built-in horizontal and vertical cable management
- Manufactured from robust glass-filled nylon
- Easier ordering for customers
- Interlinking feet for unified fields and infinite pair-count possibilities
- Safer no-sharp steel edges

Anixter No.	Vendor No.	Description
172102	6657 2 165-00	UMS Basic Kit, gray
269162	6657 2 165-40	UMS Basic Kit, black
185278	6657 2 005-04	Vertical cable manager, gray
269163	6657 2 005-44	Vertical cable manager, black
201058	6657 2 005-03	Horizontal wire manager, gray
269164	6657 2 005-43	Horizontal wire manager, black

## Cross-connect Backboards and Mounting Brackets

# ADC

### Type 85 Mounting Brackets

ADC KRONE



The Type 85 Mounting Bracket accepts 8-pair Series 2 blocks. The stainless steel bracket comes with cable entry holes on the back and protective rubber grommets. All holes are 1.375 in. (35 mm) in diameter. (NOTE: When mounting directly to a wall, do not install rubber grommets.)

Anixter No.	Vendor No.	Description
221882	6654 2 350-06/1	6-block positions
131303	6654 2 350-11/1	11-block positions
130318	6654 2 350-21/2	21-block positions

### Type 105 Mounting Brackets

ADC KRONE



Type 105 Mounting Brackets accept Ultim8 and 10-pair Series 2 Blocks and 105 mm UMS/Mini Patch Panels. Comes with cable entry holes on back and protective rubber grommets. All holes are 1.375 in. (35 mm) in diameter. The brackets are made of stainless steel. (NOTE: When mounting directly to wall, do not install rubber grommets.)

Anixter No.	Vendor No.	Description
221881	6655 2 450-06/1	6-block positions
131301	6655 2 450-11/1	11-block positions
130194	6655 2 450-21/2	21-block positions

### 160- and 200-pair Field Assembly Kits with Series 2 Blocks

ADC KRONE



The 160-pair kit provides termination or patching for 40 4-pair cables. The kit includes 20 8-pair Series 2 Blocks, a Type 85 Label Holder and a 21-position Type 85 Back-mount Frame. The 200-pair kit provides termination or patching for multipurpose cable, including riser, totaling up to 200 pairs. Kit includes 20 10-pair Series 2 Blocks, Type 105 Label Holder, and a 21-position Type 105 Back-mount Frame. Both kits include mounting rivets and protective rubber grommets for mounting bracket rear cable entry holes.

#### Technical Information & Standards


Dimensions for 160-pair kit:  
18 7/16 in. H x 4 1/16 in. W x 3 13/16 in. D

Dimensions for 200-pair kit:  
18 7/16 in. H x 5 5/8 in. W x 3 13/16 in. D

Anixter No.	Vendor No.	Description
131343	6636 1 210-00	160-pair kit
132624	6638 1 180-00	200-pair kit

### Type 105 Rod-mount Brackets

ADC KRONE



Type 105 Rod-mount Brackets accept Ultim8 and 10-pair Series 2 Rod-mount Blocks and 105 mm UMS/Mini Patch Panels. Install Rod-mount Brackets using Support Bars, or directly to a plywood backboard.

Anixter No.	Vendor No.	Description
221894	6652 2 040-06	6-block positions
172099	6652 2 040-11	11-block positions
131346	6652 2 040-21	21-block positions