



HUENEME ELEMENTARY SCHOOL DISTRICT

“Inspiring and empowering every student to thrive every day.”

205 North Ventura Road

Port Hueneme, California 93041

(805) 488-3588

Regular Meeting

Monday, March 7, 2022

FY 2021-2022

AGENDA OUTLINE

CALL TO ORDER

AND OPEN SESSION: 6:00 P.M.

LOCATION:

Hueneme Elementary School District Boardroom

205 North Ventura Road

Port Hueneme, CA 93041

We welcome visitors to public meetings of the Governing Board and encourage suggestions and comments. Any person who wants to address the Board may do so under section 4, below. For our records and to aid in preparing minutes, speakers are asked, but not required, to fill out an oral communications form and give it to the recording secretary. Forms will be on a table as you enter the room. The presiding board member will call each speaker to the podium.

Pursuant to Education Code 35145.5, the Board cannot enter into formal discussion or make a decision on any matter not on the agenda. However, they may refer a topic to a later meeting or ask the Superintendent or staff to follow up.

Pursuant to Government Code 54954.1, any person with a disability who needs reasonable accommodations to participate may request assistance in advance of the meeting. Contact the Superintendent’s secretary at the District Office, 205 North Ventura Road, Port Hueneme, California 93041 / Telephone: 805-488-3588, Ext. 100 / Confidential Fax: 805-986-8755

Documents for regular meetings customarily are available no later than the Thursday preceding a regularly scheduled Monday meeting. Meeting documents are also posted [in the Board area of the District website](#). Members of the public will continue to have the right to observe the public meeting via https://bit.ly/hesd_youtube.

1. 6:00 P.M. CALL TO ORDER AND FLAG SALUTE

2. ANNOUNCEMENTS

- (1) Spanish translation services are available.

3. ADOPTION OF THE REGULAR AGENDA

Pursuant to Government Code Section 54954.2, items may be added to the agenda if (1) an “emergency situation” exists as defined by Government Code 54956.5 (majority vote required); (2) the need to take action arose after posting of the agenda (two-thirds vote of the Board or a unanimous vote of those present if less than the full Board); or (3) an item from a posted meeting that occurred not more than five calendar days prior to the current meeting must be continued at this meeting in order for action to be taken.

It is recommended that the Governing Board adopt the agenda, as submitted, or consider any request from an individual board member to revise the proposed agenda before adoption.

Motion: _____ Second: _____ Vote: _____

*We will **Inspire** our students to explore, dream big, and develop social and civic responsibility through a balanced learning program. They will **Thrive** as we foster perseverance and resiliency in a safe, culturally responsive, and inclusive community. We will **Empower** our students by teaching them critical thinking skills through a rigorous academic experience in a digitally-rich environment.*

4. COMMUNICATIONS

Education Code 54954.3 requires that every agenda for a regular meeting provide an opportunity for the public to directly address the Governing Board on any item of interest to the public before the Governing Board's consideration of the item.

4.1 Oral Communications

- (1) General Speakers
- (2) Hueneme Education Association
- (3) California School Employees Association Chapter 273

4.2 Written Communications

5. APPROVAL OF BOARD MINUTES

If there is more than one set of minutes presented, the Board may approve multiple sets of minutes in a single motion or vote on each set of minutes in separate motions.

5.1 *It is recommended that the Governing Board approve the minutes of the regular meeting of February 28, 2022.*

Motion: _____ Second: _____ Vote: _____

6. ADOPTION OF THE CONSENT AGENDA

All matters on the Consent Agenda are considered by the Board to be routine and will be acted upon in a single motion. There will be no discussion of these items prior to the time the Board votes on the motion unless members of the Board, staff, or the public request that specific items be discussed and/or removed from the Consent Agenda.

Consideration to remove an item or transfer it from the Consent Agenda to the Action Agenda:

Item(s) Removed/Transferred: _____

Except for any item(s) removed upon majority agreement, it is recommended that the Governing Board use a single motion and vote regarding the following items on the Consent Agenda:

Motion: _____ Second: _____ Vote: _____

6.1 *Approval of Personnel Report*

6.2 Ratification of February 2022 Financial Reports:

- (1) *Expenditures* (Commercial Payments and Payroll)
- (2) *Purchase Orders and Checks*
- (3) *Miscellaneous Income Report*

7. BUSINESS SERVICES

7.1 *Disclosure of Proposed Collective Bargaining Agreement with Hueneme Education Association (HEA)*

For information only.

7.2 *Approve Certification based on the Second Period Interim Financial Report for the Period Ended January 31, 2022 and; Resolution B21-22-08: Revision of the 2021-22 Board*

Approved Budgets for the General Fund, Cafeteria Fund, Building Fund, Capital Facilities, and Bond Interest and Redemption Fund

It is recommended that the Governing Board approve the certification of the District's 2021-22 Second Period Interim Report and Resolution B21-22-08.

Motion: _____ Second: _____ Vote: _____

8. HUMAN RESOURCES

8.1 *Resolution B21-22-09: Resolution to Reduce the Hours of Classified Positions*

It is recommended that the Governing Board:

- (1) adopt Resolution B21-22-09: Resolution to Reduce the Hours of Classified positions listed below:
 - Thirty (30) – Campus Assistants
 - One (1) – Health Clerk
 - One (1) – Office Manager
 - One (1) – Paraprofessional
 - Nine (9) – Bilingual Paraprofessionals
 - Five (5) – Paraprofessional/Physically Handicapped
 - Fourteen (14) – Paraprofessional/Special Education
- (2) authorize the Superintendent or designee to give appropriate notice to the persons employed in these positions.

Motion: _____ Second: _____ Vote: _____

8.2 *Public Hearing to Receive Input Regarding California School Employees Association (CSEA) and its Chapter 273, Initial (Sunshine) Bargaining Proposal for Re-Opener Collective Bargaining Agreement Presented by the California School Employees Association (CSEA) and its Hueneme Chapter #273 to the Hueneme Elementary School District*

Public Hearing

Pursuant to Government Code Section 3547(a), the Governing Board of the Hueneme Elementary School District will hold a public hearing to receive input regarding 2021-22 Re-Opener Collective Bargaining Initial (Sunshine) Proposals submitted by California School Employees Association (CSEA) and its Hueneme Chapter #273 to the Hueneme Elementary School District.

Hearing Opened: _____ Hearing Closed: _____

8.3 *Acceptance of Initial (Sunshine) Bargaining Proposal for 2021-22 Re-Opener Collective Bargaining Agreement Presented by California School Employees Association (CSEA) and its Hueneme Chapter #273 to the Hueneme Elementary School District (District)*

It is recommended that the Governing Board accept the Initial Bargaining Proposal presented by the California School Employees Association (CSEA) and its Hueneme Chapter #273 to the Hueneme Elementary School District for the 2021-22 Re-Opener Collective Bargaining Agreement.

Motion: _____ Second: _____ Vote: _____

8.4 *Approval of Tentative Agreements between the Hueneme Elementary School District and the Hueneme Education Association*

Pending ratification by unit members of the Hueneme Education Association, it is recommended that the Governing Board:

- (1) approve the Tentative Agreements between the Hueneme Elementary School District and the Hueneme Education Association;
- (2) authorize the Superintendent or designee to sign the Tentative Agreements on behalf of the Governing Board; and
- (3) approve the updated 2021-22 salary schedules, as attached.

Motion: _____ Second: _____ Vote: _____

8.5 *Approve Salary Adjustment for Administrative and Confidential Employees*

It is recommended that the Governing Board approve a salary adjustment for administrative and confidential employees as per the attached salary schedule, retroactive to July 1, 2021.

Motion: _____ Second: _____ Vote: _____

9. POLICIES

9.1 *Second Reading and Approval of Proposed Revisions to the District Policy Manual*

It is recommended that, after completing a second reading of the proposed policy revisions, the Governing Board approve all revisions as submitted and authorize immediate dissemination and implementation.

Series 0000: Philosophy, Goals, Objectives and Comprehensive Plans

- BP 0420.42, Charter School Renewal

Series 1000: Community Relations

- BP 1312.3, Uniform Complaint Procedures

Series 5000: Students

- BP 5148.2, Before/After School Programs

Series 6000: Instruction

- BP 6143, Courses of Study

Series 9000: Board Bylaws

- BP 9320, Meetings and Notices

Motion: _____ Second: _____ Vote: _____

10. MONTHLY REPORTS & ADVANCED PLANNING

10.1 Trustees

10.2 Superintendent

10.3 Suggested Future Agenda Items

11. CLOSED SESSION

- 11.1 COLLECTIVE BARGAINING: LABOR NEGOTIATIONS
(Pursuant to Government Code 54957.6)
 - o Dr. Carlos Dominguez, Deputy Superintendent
- 11.2 PUBLIC EMPLOYEE DISCIPLINE/DISMISSAL/RELEASE/COMPLAINT
(Pursuant to Government Code 54957)

12. RECONVENE IN OPEN SESSION

13. ADJOURNMENT

UPCOMING MEETINGS

- Regular Meeting at 6:00 P.M. on Monday, April 25, 2022, in Council Chambers, Port Hueneme City Hall, 250 North Ventura Road.

DISTRICT FRAUD HOTLINE

Acts of fraud against the Hueneme Elementary School District are expensive. In addition, the actions of perpetrators of fraud often create a hostile and/or fearful environment for others. Anyone who witnesses a fraudulent act against the District is encouraged to report it, using the District's Fraud Hotline. Reports may be called in to (805) 946-0171. All reports will be investigated. The reporter's identity will be kept confidential and, in fact, any person who reports a fraudulent act may choose to remain anonymous. *(Ref: Board Policy and Administrative Regulation 3400, rev. 08/13)*

**HUENEME ELEMENTARY SCHOOL DISTRICT
MINUTES OF A REGULAR MEETING OF THE GOVERNING BOARD**

Monday, February 28, 2022, 6:00 P.M.

INTRODUCTORY INFORMATION

In accordance with Brown Act rules governing regulatory bodies, the Hueneme Elementary School District (HESD) posts agendas for regularly scheduled meetings of the Governing Board a minimum of 72 hours in advance. Agendas for special meetings (i.e., meetings not on the regular schedule called for a specific purpose) are posted a minimum of 24 hours in advance. Agendas are available for the public to view at all hours of every day through glass at the front of the District Office or on the District website.

This meeting was held in Council Chambers at the City of Port Hueneme at 250 North Ventura Road in Port Hueneme, California. The agenda and full meeting packet were posted and made available to the public on February 24th. The public was also able to view the meeting online at http://bit.ly/hesd_youtube.

ATTENDANCE

Trustees: At the 6:00 P.M. Call to Order, all trustees were present: Board President, Bexy Gomez; Board Clerk, Charles Weis, Ph.D.; and Members Darlene Bruno, Siugen Constanza, and Scott Swenson.

Administrators and Others: Dr. Christine Walker (Superintendent); Dr. Carlos Dominguez (Deputy Superintendent); Helen Cosgrove (Associate Superintendent – Educational Services); David Ragsdale (Associate Superintendent – Technology & Strategic Operations); Patricia Marshall (Chief Business Official); and Cynthia Rojas, Executive Assistant to the Superintendent. A number of school administrators and other staff were also present.

CALL TO ORDER AND FLAG SALUTE – Item 1

Ms. Gomez called the meeting to order at 6:00 P.M. and led the Pledge of Allegiance.

ANNOUNCEMENTS – Item 2

Ms. Gomez informed the audience that Spanish-speaking members of the community could ask for assistance from a district translator who was present.

ADOPTION OF THE REGULAR AGENDA – Item 3

Motion 058: Trustee Bruno motioned to adopt the agenda, as submitted. Trustee Swenson seconded and the motion passed upon a unanimous vote of 5 ayes and zero nays.

PRESENTATIONS – Item 4

4.1 Sunkist Elementary School

Ms. Gomez introduced Rossana Padilla, Principal of Sunkist Elementary School. Ms. Padilla's presentation focused on social emotional learning supports at Sunkist.

COMMUNICATIONS – Item 5

5.1 Oral Communications

- (1) **General Speakers**
There were no general speakers.
- (2) **California School Employees Association Chapter 273**
Cinthya Perez, CSEA President, spoke about negotiations and upcoming conferences.
- (3) **Hueneme Education Association**
Vincent Gomez, HEA Representative, described an incident that took place at Fred L. Williams Elementary where staff there took action and really made a difference.

5.2 Written Communications

Dr. Walker stated that there were no written communications.

APPROVAL OF BOARD MINUTES – Item 6

6.1 It is recommended that the Governing Board approve the minutes of the regular meeting of January 24, 2022.

Motion 059: Trustee Weis motioned to approve the minutes of the regular meeting of January 24, 2022. Trustee Swenson seconded and the motion passed upon a unanimous vote of 5 ayes and zero nays.

6.2 It is recommended that the Governing Board approve the minutes of the special meeting of February 7, 2022.

Motion 060: Trustee Constanza motioned to approve the minutes of the special meeting of February 7, 2022. Trustee Weis seconded and the motion passed upon a unanimous vote of 5 ayes and zero nays.

ADOPTION OF CONSENT AGENDA – Item 7

Motion 061: Trustee Swenson motioned to adopt the Consent Agenda as submitted. Trustee Constanza seconded and the motion passed upon a unanimous vote of 5 ayes and zero nays.

The following reports were accepted and approved:

- 7.1 Approval of Personnel Report
- 7.2 Ratification of January 2022 Financial Reports:
 - (1) Expenditures (Commercial Payments and Payroll)
 - (2) Purchase Orders and Checks
 - (3) Miscellaneous Income Report
- 7.3 Ratify Assignment of USDA Foods for SY 2022-2023

HUMAN RESOURCES – Item 8

8.1 Public Hearing Regarding Initial (Sunshine) Bargaining Proposal for the 2021-22 Re-Opener Collective Bargaining Agreement Presented by the Hueneme Elementary School District (District) to the California School Employees Association (CSEA) and its Hueneme Chapter #273 (Presented by Dr. Dominguez)

Public Hearing

At 6:35 P.M., Ms. Gomez opened a public hearing to solicit community input regarding the 2021-22 Re-opener Collective Bargaining Initial (Sunshine) Proposal submitted by the District to the California School Employees Association (CSEA) and its Hueneme Chapter #273. No community input was offered and the public hearing closed at 6:35 P.M.

8.2 Approval of Initial (Sunshine) Bargaining Proposal for the 2021-22 Re-Opener Collective Bargaining Agreement Presented by the Hueneme Elementary School District (District) to the California School Employees Association (CSEA) and its Hueneme Chapter #273 (Presented by Dr. Dominguez)

Motion 062: Trustee Swenson motioned to approve the Initial Bargaining Proposal presented by the Hueneme Elementary School District to California School Employees Association (CSEA) and its Hueneme Chapter #273 for the 2021-22 Re-Opener Collective Bargaining Agreement. Trustee Weis seconded and the motion passed upon a unanimous vote of 5 ayes and zero nays.

EDUCATIONAL SERVICES – Item 9

9.1 Approval of Supplement to the Annual Update to the 2021-22 Local Control and Accountability Plan (Presented by Ms. Cosgrove)

Motion 063: Trustee Swenson motioned to approve the Supplement to the Annual Update to the 2021-22 Local Control and Accountability Plan. Trustee Bruno seconded and the motion passed upon a unanimous vote of 5 ayes and zero nays.

9.2 Approval of the 2022-2023 District Comprehensive Safe School Plans (Presented by Ms. Aipa)

Motion 064: Trustee Bruno motioned to approve the Comprehensive Safe School Plans, as submitted, and direct the Superintendent or designee to implement the approved plans. Trustee Swenson seconded and the motion passed upon a unanimous vote of 5 ayes and zero nays.

EDUCATIONAL SERVICES – Item 10

10.1 Recommendation to Award HVAC (Heating, Ventilation, and Air Conditioning), Electrical, and Fire Alarm Upgrades at Hueneme Elementary School (HESD #2021-2022-05) and Sunkist Elementary School (HESD #2021-2022-06) to Monet Construction (Presented by Mr. Ragsdale)

Motion 065: Trustee Weis motioned to award HVAC, electrical, and fire alarm upgrades at Hueneme Elementary School (HESD #2021-2022-05) and Sunkist Elementary School (HESD #2021-2022-06) to Monet Construction. Trustee Constanza seconded and the motion passed upon a unanimous vote of 5 ayes and zero nays.

POLICIES – Item 11

11.1 Acceptance and First Reading of Proposed Revisions to the District Policy Manual (Presented by Dr. Walker)

Motion 066: Trustee Swenson motioned to accept for a first reading proposed revisions to various board policies; and provide input for additional modifications that may be needed before a second reading and recommendation for approval at the next regular board meeting. Trustee Weis seconded and the motion passed upon a unanimous vote of 5 ayes and zero nays.

The following policies were accepted for a first reading:

Series 0000: Philosophy, Goals, Objectives and Comprehensive Plans

- BP 0420.42, Charter School Renewal

Series 1000: Community Relations

- BP 1312.3, Uniform Complaint Procedures

Series 5000: Students

- BP 5148.2, Before/After School Programs

Series 6000: Instruction

- BP 6143, Courses of Study

Series 9000: Bylaws of the Board

- BP 9320, Meetings and Notices

OTHER BOARD BUSINESS – Item 12

12.1 CSBA Delegate Assembly Election (Presented by Dr. Walker)

Motion 067: Trustee Bruno motioned to nominate herself and Shelly Griffen to fill vacant seats in CSBA Subregion 11-B and authorize the Superintendent to sign and forward the official ballot to CSBA by March 15, 2022. Trustee Weis seconded and the motion passed upon a unanimous vote of 5 ayes and zero nays.

12.2 COVID-19 Update (Presented by Dr. Walker)

No action was required on this item. Dr. Walker shared information on the COVID-19 changes that were announced today.

MONTHLY REPORT & ADVANCED PLANNING – Item 13

13.1 Trustees

Ms. Bruno had nothing to report.

Ms. Constanza had nothing to report.

Mr. Swenson had nothing to report.

Dr. Weis shared that he attended some dual language schools

Ms. Gomez shared that she attended the CLT meeting today.

13.2 Superintendent

Dr. Walker talked about open house and Read Across America week. She shared that next week's Board meeting will take place in the boardroom of the Hueneme Elementary School District.

13.3 Suggested Future Agenda Items

No future agenda items were suggested.

CLOSED SESSION – Item 14

At 7:18 P.M., all members of the Board convened in closed session with the Superintendent, Deputy Superintendent and Associate Superintendents to discuss labor negotiations, public employee discipline/dismissal/release/complaint, and anticipated litigation.

RECONVENE IN OPEN SESSION – Item 15

At 7:39 P.M., all members of the Board reconvened in open session. Ms. Gomez announced that no action was taken in closed session.

ADJOURNMENT – Item 16

There being no further regular business before the Governing Board, Ms. Gomez adjourned the meeting at 7:39 P.M.

Christine Walker, Ed.D.
Secretary to the Governing Board

Board member signatures appear on the following page.

P
R
O
P
O
S
E
D

By our signatures given below on this 7th day of March, 2022, the Governing Board of the Hueneme Elementary School District approves the foregoing Minutes of the Regular Meeting of February 28, 2022.

Bexy I. Gomez
President, Board of Trustees

Charles Weis, Ph.D.
Clerk, Board of Trustees

Darlene A. Bruno
Member, Board of Trustees

Siugen Constanza
Member, Board of Trustees

Scott Swenson
Member, Board of Trustees

P
R
O
P
O
S
E
D

HUENEME ELEMENTARY SCHOOL DISTRICT

BOARD AGENDA ITEM: APPROVAL OF PERSONNEL REPORT

BOARD MEETING DATE: February 28, 2022

FROM: Melissa Rufai, Director of Personnel Services
Dr. Carlos Dominguez, Deputy Superintendent
Dr. Christine Walker, Superintendent

STAFF COMMENT

RECOMMENDATION

It is recommended that the Governing Board approve personnel actions in employee categories that are listed below. Identification of specific employees affected by the actions will be shared confidentially with the Governing Board and certain members of management in advance of the meeting.

BACKGROUND

- (1) Certificated Services
 - Employment
 - Recommendation for Permanent Status
 - Resignation

- (2) Classified Services
 - Employment
 - Change of Classification/Location and/or Hours
 - Request for Unpaid Child Rearing Leave of Absence
 - Resignation

HUENEME ELEMENTARY SCHOOL DISTRICT

205 North Ventura Road, Port Hueneme, CA 93041

PERSONNEL REPORT: February 28, 2022

| Employee's Name | Effective Date | Personnel Action |
|---|-----------------------|--|
| EMPLOYMENT: Certificated Services | | |
| Arroyo, Selena | 02-03-22 | Substitute Teacher |
| Ayala, Ashley | 01-25-22 | Substitute Teacher |
| Cortez, Vanessa | 02-07-22 | Substitute Teacher |
| Naranjo, Nataly | 02-03-22 | Substitute Teacher |
| RECOMMENDATION FOR PERMANENT STATUS: Certificated Services | | |
| Beatty, Delora | 2022-23 | Teacher, SDC-SH, Blackstock Jr. High School |
| Benitez, Atenea | 2022-23 | Teacher, Language Arts, Blackstock Jr. High School |
| Corado, Nancy | 2022-23 | Teacher, SDC/VS, Sunkist School |
| Dalmatoff, Kimberly | 2022-23 | Teacher, RSP, E.O. Green Jr. High School |
| Field, Jennifer | 2022-23 | Teacher, Math, Blackstock Jr. High School |
| Groom-Vasquez, Lindsey | 2022-23 | Teacher, SDC, Blackstock Jr. High School |
| Gutierrez, Denise | 2022-23 | Teacher, SDC, E.O. Green Jr. High School |
| Ho, Rebecca | 2022-23 | Teacher, Speech, Blackstock Jr. High School |
| Kubilos, Megan | 2022-23 | Teacher, SDC/VS, Sunkist School |
| McCaffrey, Matthew | 2022-23 | Teacher, Speech, Hueneme School |
| Mendez-Molina, Gabriela | 2022-23 | Teacher, RSP, E.O. Green Jr. High School |

HUENEME ELEMENTARY SCHOOL DISTRICT

205 North Ventura Road, Port Hueneme, CA 93041

PERSONNEL REPORT: February 28, 2022

| Employee's Name | Effective Date | Personnel Action |
|---|-----------------------|---|
| RESIGNATION: Certificated Services | | |
| Reyes, Wendy | 01-28-22 | Teacher, Hueneme Elementary, resigning |
| EMPLOYMENT: Classified Services | | |
| Arias, Sandra | 12-08-21 | Substitute Site Coordinator, Districtwide |
| Cervantes, Maria | 01-24-22 | Substitute Paraprofessional, Districtwide |
| Guzman, Alexandra | 02-14-22 | 3.50-hr. Paraprofessional/Special Education, EO Green Jr. High School, replacing Itzel Lopez who resigned |
| Hernandez, Monce | 02-14-22 | 3.0-hr. Bilingual Paraprofessional, Blackstock Jr. High School, replacing Fatima Espinoza-Gonzalez who resigned |
| Herrera, Delia | 01-10-22 | Substitute Bilingual Paraprofessional, Districtwide |
| Johnson, Areli | 01-11-22 | Substitute School Office Manager, Districtwide |
| Joya Castillon, Michelle | 02-14-22 | 3.0-hr. Bilingual Paraprofessional, Haycox School, replacing Ana Juarez who transferred |
| Lira, Nancy | 02-14-22 | 3.50-hr. Paraprofessional/Special Education, Bard/Williams School, replacing Andrea Velarde who resigned |
| Salazar Berumen, Maria | 01-10-22 | Substitute Food Service Worker, Districtwide |
| CHANGE OF CLASSIFICATION, LOCATION AND/OR HOURS: Classified Services | | |
| Arenas, Dianne | 02-07-22 | 3.50-hr. Paraprofessional/SDC to 4.75-hr. Paraprofessional/SDC, Hathaway School, increase in hours for the good of the district |

HUENEME ELEMENTARY SCHOOL DISTRICT

205 North Ventura Road, Port Hueneme, CA 93041

PERSONNEL REPORT: February 28, 2022

| Employee's Name | Effective Date | Personnel Action |
|---------------------------|-----------------------|---|
| Cadena-Solorzano, Natalie | 02-03-22 | 3.50-hr. Paraprofessional/Special Education to 6.50-hr. Paraprofessional/Special Education, Parkview School, increase in hours for the good of the district |
| Camarena, Nancy | 01-10-22 | 3.50-hr. School Clerk to 8.0-hr. School Clerk, Blackstock Jr. High School, increase in hours for the good of the district |
| Caraballo, William | 01-10-22 | 3.50-hr. Paraprofessional/SDC to 5.50-hr. Paraprofessional/SDC, Hathaway School, increase in hours for the good of the district |
| Castro, Miriam | 02-03-22 | 3.50-hr. Paraprofessional/Special Education to 6.50-hr. Paraprofessional/Special Education, Parkview School, increase in hours for the good of the district |
| Cortez, Carlos | 01-06-22 | 5.70-hr. Paraprofessional/Physically Handicapped to 6.10-hr. Paraprofessional/Physically Handicapped, Parkview School, increase in hours for the good of the district |
| Cottens, Cashanda | 01-10-22 | 3.50-hr. Paraprofessional/SDC to 6.25-hr. Paraprofessional/SDC, Blackstock Jr. High School, increase in hours for the good of the district |
| Diego, Sara | 02-09-22 | 3.60-hr. Paraprofessional/Physically Handicapped to 5.20-hr. Paraprofessional/Physically Handicapped, Larsen School, increase in hours for the good of the district |
| Gomez, Norma | 02-01-22 | 3.30-hr. Campus Assistant to 5.0-hr. Campus Assistant, EO Green Jr. High School, increase in hours for the good of the district |
| Gomez, Rose | 02-01-22 | 3.0-hr. Bilingual Paraprofessional, Blackstock Jr. High School to 3.0-hr. Paraprofessional, Hueneme @ Home, new position |
| Jauregui, Lesley | 02-01-22 | 6.50-hr. Bilingual Paraprofessional to 6.0-hr. Bilingual Paraprofessional, Sunkist School, change in hours due to error |

HUENEME ELEMENTARY SCHOOL DISTRICT

205 North Ventura Road, Port Hueneme, CA 93041

PERSONNEL REPORT: February 28, 2022

| Employee's Name | Effective Date | Personnel Action |
|------------------------|-----------------------|---|
| Llorin, Lena | 01-03-22 | 2.85-hr. Campus Assistant to 3.185-hr. Campus Assistant, Hollywood Beach School, increase in hours for the good of the district |
| Lomeli, Zenaida | 02-08-22 | 3.0-hr. Bilingual Paraprofessional to 6.25-hr. Bilingual Paraprofessional, Blackstock Jr. High School, increase in hours for the good of the district |
| Madera, Sonia | 02-03-22 | 3.50-hr. Paraprofessional/Special Education to 5.70-hr. Paraprofessional/Special Education, Hueneme Elementary, replacing Eugenia Rivera who resigned |
| Martinez, Sandra | 02-01-22 | 5.70-hr. Paraprofessional/Special Education to 6.0-hr. Paraprofessional /Special Education, Bard School, increase in hours for the good of the district |
| Montes, Nolberta | 01-06-22 | 3.1-hr. Paraprofessional/Physically Handicapped, Blackstock Jr. High School to 3.50-hr. Paraprofessional/Physically Handicapped, Haycox School, new position |
| Mora, John | 01-31-22 | 3.50-hr. Paraprofessional/Physically Handicapped to 5.50-hr. Paraprofessional/Physically Handicapped, Bard School, increase in hours for the good of the district |
| Ochoa, Tonantzin | 02-10-22 | 4.25-hr. Bilingual Paraprofessional, Haycox School to 3.75-hr. Paraprofessional, Larsen School, replacing Deborah Favela who transferred |
| Pasillas, Yesenia | 02-15-22 | 3.50-hr. Paraprofessional/Physically Handicapped to 3.50-hr. Paraprofessional/Special Education, Parkview School, replacing Elizabet Herrera Camacho who resigned |
| Robertson, Jerilyn | 02-07-22 | 4.0-hr. Educational Services Technician to 6.0-hr. Educational Services Technician, EMC, increase in hours for the good of the district |

HUENEME ELEMENTARY SCHOOL DISTRICT

205 North Ventura Road, Port Hueneme, CA 93041

PERSONNEL REPORT: February 28, 2022

| Employee's Name | Effective Date | Personnel Action |
|------------------------|-----------------------|--|
| Zaragoza, Alan | 02-16-22 | 3.25-hr. Paraprofessional/Physically Handicapped to 3.50-hr. Paraprofessional/Physically Handicapped, Blackstock Jr. High School, replacing Melissa Rodriguez who resigned |

REQUEST FOR UNPAID CHILD REARING LEAVE OF ABSENCE: Classified Services

| | | |
|----------------|------------------------|---|
| Ortiz, Lisette | 02-01-22 thru 06-17-22 | 3.75-hr. Paraprofessional/Physically Handicapped, Blackstock Jr. High School requesting unpaid child rearing leave pursuant to C.S.E.A. Agreement |
|----------------|------------------------|---|

RESIGNATION: Classified Services

| | | |
|---------------------------|----------|---|
| Bolo, Marissa | 01-25-22 | 3.75-hr. Paraprofessional, Bard School, resigning |
| Calasin, Marissa | 01-21-22 | 3.75-hr. Paraprofessional/Physically Handicapped, Blackstock Jr. High School, resigning |
| Espinoza-Gonzalez, Fatima | 01-21-22 | 3.0-hr. Bilingual Paraprofessional, Blackstock Jr. High School, resigning |
| Lopez, Itzel | 01-28-22 | 3.50-hr. Paraprofessional/Speech, Hathaway School, resigning |
| Mendoza, Hendi | 02-11-22 | 2.60-hr. Campus Assistant, Larsen School, resigning |
| Nickols, Lacy | 01-13-22 | 3.75-hr. Paraprofessional, Hollywood Beach School, resigning |
| Sanabria, Jose | 02-01-22 | 3.50-hr. Paraprofessional/SDC, Sunkist School, resigning |
| Smith, Charlissa | 02-14-22 | 7.0-hr. Food Service Worker II, Bard School, resigning |
| Solkshinitz, Andrew | 02-18-22 | 3.50-hr. Paraprofessional/Special Education, Sunkist School, resigning |

HUENEME ELEMENTARY SCHOOL DISTRICT

BOARD AGENDA ITEM: RATIFICATION OF EXPENDITURE REPORTS FOR
JANUARY 2022

BOARD MEETING DATE: February 28, 2022

FROM: Patricia Marshall, Chief Business Official
Dr. Christine Walker, Superintendent

STAFF COMMENT

RECOMMENDATION

It is recommended that the Governing Board ratify the attached Expenditure Reports for January 2022 as follows:

- (1) Commercial Payments
- (2) Payroll

COMMERCIAL PAYMENT REGISTER

January 2022

| ISSUE DATE | CHECK NUMBERS | TOTAL AMOUNT | Unrestricted 010 FUND | Cafeteria 130 FUND | Measure T 215/216 FUND | Dev. Fees 250 FUND | Bond Int. 510 FUND | ASB/USB 951-952-953 FUND | Accrued Sales Taxes |
|-----------------------|-----------------------|------------------------|------------------------------|---------------------------|-------------------------------|---------------------------|---------------------------|---------------------------------|----------------------------|
| January 3, 2022 | 5002050418-5002050434 | \$ 31,585.64 | \$ 22,343.50 | \$ 310.89 | \$ 8,931.25 | | | | |
| January 4, 2022 | 5002050435-5002050453 | \$ 78,852.37 | \$ 78,852.37 | | | | | | \$ 0.95 |
| January 6, 2022 | 5002050454-5002050477 | \$ 200,762.26 | \$ 161,802.26 | | \$ 38,960.00 | | | | \$ 120.39 |
| January 10, 2022 | 5002050478-5002050511 | \$ 122,451.19 | \$ 112,953.69 | \$ 2,192.50 | \$ 6,805.00 | | \$ 500.00 | | |
| January 11, 2022 | 5002050512-5002050529 | \$ 16,893.82 | \$ 16,423.02 | \$ 470.80 | | | | | \$ 250.32 |
| January 13, 2022 | 5002050530-5002050544 | \$ 50,818.03 | \$ 49,568.03 | | \$ 1,250.00 | | | | |
| January 18, 2022 | 5002050545-5002050582 | \$ 163,556.31 | \$ 116,511.46 | \$ 46,354.85 | \$ 690.00 | | | | \$ 3.13 |
| January 20, 2022 | 5002050583-5002050603 | \$ 176,348.76 | \$ 96,556.29 | \$ 79,792.47 | | | | | |
| January 24, 2022 | 5002050604-5002050648 | \$ 842,144.89 | \$ 813,486.12 | \$ 6,462.99 | \$ 22,195.78 | | | | \$ 3.99 |
| January 25, 2022 | 5002050649-5002050682 | \$ 69,187.85 | \$ 65,464.52 | \$ 54.61 | \$ 3,605.32 | \$ 63.40 | | | |
| January 27, 2022 | 5002050683-5002050717 | \$ 886,390.91 | \$ 699,282.71 | | \$ 187,108.20 | | | | \$ 19.20 |
| January 31, 2022 | 5002050718-5002050759 | \$ 73,424.25 | \$ 71,974.21 | \$ 555.04 | \$ 895.00 | | | | |
| TOTAL PAYMENTS | | \$ 2,712,416.28 | \$ 2,305,218.18 | \$ 136,194.15 | \$ 270,440.55 | \$ 63.40 | \$ 500.00 | \$ - | \$ 397.98 |

PAYROLL SUMMARY - JAN 2022

| ISSUE DATE | GROSS EARNINGS | FRINGE BENEFITS | TOTAL PAYROLL | 010 FUND General | 130 FUND Cafeteria |
|-------------------|-----------------------|------------------------|-----------------------|-------------------------|---------------------------|
| 01/10/22 | \$18,425.61 | \$2,403.30 | \$20,828.91 | \$17,908.04 | \$2,920.87 |
| 01/31/22 | \$5,718,551.37 | \$2,417,784.54 | \$8,136,335.91 | \$7,858,594.87 | \$277,741.04 |
| | \$0.00 | \$0.00 | \$0.00 | \$0.00 | \$0.00 |
| | | | \$0.00 | | |
| Total | \$5,736,976.98 | \$2,420,187.84 | \$8,157,164.82 | \$7,876,502.91 | \$280,661.91 |

HUENEME ELEMENTARY SCHOOL DISTRICT

BOARD AGENDA ITEM: RATIFICATION OF PURCHASE ORDERS AND
CHECKS FOR JANUARY 2022

BOARD MEETING DATE: February 28, 2022

FROM: Patricia Marshall, Chief Business Official
Dr. Christine Walker, Superintendent

STAFF COMMENT

RECOMMENDATION

It is recommended that the Governing Board ratify purchase orders and checks generated in January 2022.

BACKGROUND

The monthly purchase order listing is a summary of all purchase orders issued in one calendar month. It is provided to the Governing Board for ratification of district purchases. The purchase order numbering system is described below:

1. B20-0000.....“B” series purchase orders are for “blanket” orders issued to vendors used on a monthly basis.
2. H20-0000.....“H” series purchase orders are for “Hueneme Elementary School District” regularly issued orders.

For the period of January 1-31, 2022, purchase orders totaled \$ **1,397,322.09** and \$72,791.07 in change notices. The attached report reflects January 2022 totals by site:

| | | | |
|-------|--------------------------|-----|---|
| 00/01 | District wide | 18 | Hathaway |
| 02 | Educational Services | 18N | Neighborhood for Learning |
| 03 | Pupil Support Services | 20 | Haycox |
| 04 | Migrant Education | 22 | Hueneme |
| 05 | Educational Media Center | 24 | Larsen |
| 08 | Food Service | 26 | Parkview |
| 09 | Summer School | 28 | Sunkist |
| 10 | Bard | 30 | Williams |
| 12 | Beach | 34 | Print Shop |
| 14 | Blackstock | 99 | After School Program |
| 16 | E.O. Green | FOT | Facilities, Operations and Transportation |

RATIFICATION OF PURCHASE ORDERS AND CHECKS FOR JANUARY 2022

February 28, 2022

Page 2 of 2

These numerical listings provide an internal system of checks and balances in the Business Office.

Reimbursement/direct pay orders are listed in the second part of the attached reports. Checks issued between January 1 and January 31, 2022 totaled **\$2,712,416.28**.

| Includes 01/01/2022 - 01/31/2022 | | | | | | |
|----------------------------------|---|------|--|-------------|---------|------------|
| PO Number | Vendor Name | Site | Description | Fund Object | Account | Amount |
| B22-00194 | AramSCO Inc. | FOT | FOT/Supplies | 010-4300 | | 20,000.00 |
| | | | | 010-5600 | | 20,000.00 |
| B22-00241 | U.S Bank CM-9690 | 01 | GO Bond- Admin. Fees | 510-7434 | | 500.00 |
| B22-00242 | Art Trek | 99 | ASES/ELO | 010-5800 | | 12,520.00 |
| B22-00243 | Boys & Girls Clubs of Greater Oxnard and Port Hueneme | 99 | ASES/BGC | 010-5800 | | 299,245.00 |
| B22-00244 | Elemental Hardware Inc. | 99 | ASES/ELO/DIY | 010-5800 | | 295,000.00 |
| B22-00245 | ProCare Therapy | 03 | PSS/Services | 010-5800 | | 40,000.00 |
| B22-00246 | VCOE | 03 | PSS/Social/Emotional Services | 010-5100 | | 25,000.00 |
| | | | | 010-5800 | | 25,000.00 |
| B22-00247 | VCOE | 03 | PSS/Audiology Services/DHH | 010-5100 | | 85,000.00 |
| B22-00248 | VCOE | 03 | PSS/O&M Services | 010-5800 | | 20,000.00 |
| B22-00249 | VCOE | 03 | PSS/APEServices | 010-5100 | | 40,000.00 |
| | | | | 010-5800 | | 25,000.00 |
| H22-01205 | Heinemann | 18 | Hathaway/LCFF/materials | 010-4300 | | 3,991.64 |
| H22-01206 | Teachers Pay Teachers | 20 | WLR supplies/5th-4th grades. Mrs.F/Mrs.B | 010-4300 | | 231.61 |
| H22-01392 | AramSCO Inc. | 24 | Larsen/LCFF/custodial supplies | 010-4300 | | 441.30 |
| H22-01412 | First Book | 18 | Hathaway/ELOG/Books | 010-4200 | | 499.05 |
| H22-01414 | National Business Furniture | 16 | ELOG/COVID FUNDS | 010-4400 | | 19,232.01 |
| H22-01448 | Amazon Capital Service | 22 | Hueneme/LCFF/Supply | 010-4300 | | 37.51 |
| H22-01449 | Amazon Capital Service | 16 | ELOG FUNDS | 010-4300 | | 282.14 |
| | | | | 010-4400 | | 1,670.43 |
| H22-01450 | Amazon Capital Service | 12 | Beach/ LCFF-ELOG/ Supplies | 010-4300 | | 244.50 |
| H22-01451 | Amazon Capital Service | 90 | Glue/Supplies | 010-4300 | | 26.03 |
| H22-01452 | Amazon Capital Service | 12 | Beach/ LCFF-ELOG/ Supplies/ Goal 1 Action 10 | 010-4300 | | 1,250.61 |
| H22-01453 | Amazon Capital Service | 02 | Ed Services/LCFF/Supplies | 010-4300 | | 21.83 |
| H22-01454 | Pro-Ed | 22 | Hueneme/LCFF/Supply | 010-4300 | | 113.74 |
| H22-01455 | PALI Institute | 12 | Beach/ Science Camp Account | 010-5800 | | 12,907.35 |
| H22-01456 | Southwinds Transportation | 12 | Beach/ Science Camp Account | 010-5800 | | 2,558.44 |
| H22-01457 | Mark-It Place | 14 | GF/Spiritwear | 010-4300 | | 6,576.30 |
| H22-01458 | Carnitas El Brother Mexican Grill | 02 | Ed. Services/Title III/EL Support Supplies | 010-4300 | | 208.72 |
| H22-01459 | Staple Technology Solution | 10 | Bard/Printer | 010-4300 | | 349.99 |
| H22-01460 | Tri County Office Furniture | 01 | District/Furniture | 010-4400 | | 7,136.22 |
| H22-01461 | Office Depot School Division | 01 | DO/Supplies | 010-4300 | | 431.06 |
| H22-01462 | King Consulting | 01 | DO/Services | 010-5800 | | 13,875.00 |
| H22-01463 | Amazon Capital Service | 00 | District Prime membership 2022 | 010-5800 | | 847.16 |
| H22-01464 | Schools Legal Service Attn Ana Arias-Gonzales | 01 | District/Workshop | 010-5200 | | 60.00 |
| H22-01465 | RosettaStone | 14 | Blackstock./LCFF/EL-Mills | 010-4300 | | 3,823.75 |
| H22-01466 | Amazon Capital Service | 01 | District / Technology / Supplies | 010-4300 | | 130.46 |

The preceding Purchase Orders have been issued in accordance with the District's Purchasing Policy and authorization of the Board of Trustees. It is recommended that the preceding Purchase Orders be approved and that payment be authorized upon delivery and acceptance of the items ordered.

ESCAPE ONLINE

Page 1 of 9

| Includes 01/01/2022 - 01/31/2022 | | | | | |
|----------------------------------|---|------|---|-------------|----------------|
| PO Number | Vendor Name | Site | Description | Fund Object | Account Amount |
| H22-01467 | Amazon Capital Service | 16 | Title 1 Funds | 010-4200 | 534.45 |
| H22-01468 | Amazon Capital Service | 18 | Hathaway/COVID 19/SUPPLIES | 010-4300 | 174.79 |
| H22-01469 | PeeBee & Jay's | 02 | Ed. Servics/CSI/Refreshments | 010-4300 | 332.20 |
| H22-01470 | Carnitas El Brother Mexican Grill | 02 | Ed. Servics/CSI/EL Support Supplies | 010-4300 | 89.07 |
| H22-01471 | MARENEM INC | 16 | Title 1 Funds - Ms. Tapia | 010-4300 | 218.50 |
| H22-01472 | Quinn Company | FOT | FOT/Supplies | 010-6400 | 10,847.82 |
| H22-01473 | Amazon Capital Service | 01 | District / H.R. / Supplies | 010-4300 | 30.40 |
| H22-01474 | Amazon Capital Service | 26 | Parkview/LCFF/Classroom Materials | 010-4300 | 140.58 |
| H22-01475 | Amazon Capital Service | 24 | Larsen/LCFF/Custodial supplies | 010-4300 | 16.38 |
| H22-01476 | Amazon Capital Service | 02 | Ed Services/LCFF/Supplies | 010-4300 | 358.50 |
| H22-01477 | Amazon Capital Service | 12 | Beach/ LCFF-Elog/ Supplies | 010-4300 | 192.84 |
| H22-01478 | Amazon Capital Service | 01 | sound bars | 010-4300 | 363.90 |
| H22-01479 | Amazon Capital Service | 24 | Larsen/ELOG/supplies | 010-4300 | 356.18 |
| H22-01480 | Amazon Capital Service | 24 | Larsen/ELOG/5th grade supplies | 010-4300 | 25.94 |
| H22-01481 | Amazon Capital Service | 24 | Larsen/ELOG/admin supplies | 010-4300 | 92.86 |
| H22-01482 | Amazon Capital Service | 24 | Larsen/ELOG/SUPPLIES | 010-4300 | 883.57 |
| H22-01483 | LA libreria | 26 | Parkview/ELOG/Books | 010-4200 | 602.42 |
| H22-01484 | California Lutheran University Attn Lydia Chung | 26 | Parkview/LCFF/Training | 010-5200 | 2,250.00 |
| H22-01485 | City of Oxnard Rec & Community Svcs | 99 | ASES/ BLK/ Basketball | 010-5800 | 600.00 |
| H22-01486 | Scholastic | 26 | Parkview/ELOG/Books | 010-4300 | 476.87 |
| H22-01487 | Amazon Capital Service | 01 | Sound Bars | 010-4300 | 526.92 |
| H22-01488 | Crisis Prevention Institute | 02 | Ed. Services/NCPI Training | 010-4300 | 2,717.67 |
| H22-01489 | Lakeshore Store #038 | 24 | Larsen/ELOG/supplies | 010-4300 | 87.36 |
| H22-01490 | Constructive Playthings | 24 | Larsen/ELOG/SUPPLIES | 010-4300 | 2,080.05 |
| H22-01491 | Amazon Capital Service | 16 | Workload Reduction - Lerner | 010-4300 | 456.91 |
| H22-01493 | Champion Teamwear | 16 | ELOG/COVID FUNDS - AFTER SCHOOL PROGRAM | 010-4300 | 3,862.34 |
| H22-01494 | Quality Bidders | 01 | DO/Service | 010-5800 | 7,500.00 |
| H22-01495 | Beauty Kiss Carpet | 22 | Hueneme/HVAC Project | 216-6200 | 4,999.40 |
| H22-01496 | Beauty Kiss Carpet | 28 | Sunkist/HVAC Project | 216-6200 | 6,126.05 |
| H22-01497 | TELENET VoIP, INC. | 20 | Haycox/Alarm Service | 216-6200 | 230.00 |
| H22-01498 | TELENET VoIP, INC. | 18 | Hathaway/Alarm Service | 216-6200 | 230.00 |
| H22-01499 | TELENET VoIP, INC. | 30 | Williams/Alarm Service | 216-6200 | 230.00 |
| H22-01500 | Dell Computer Corp | 02 | Ed. Services/LCFF/Tech. Supplies | 010-4300 | 367.39 |
| H22-01501 | Amazon Capital Service | 18 | Hathaway/ELOG/Books | 010-4300 | 485.82 |
| H22-01502 | Amazon Capital Service | 18 | Hathaway/ELOG/books | 010-4300 | 464.56 |
| H22-01503 | MOXI, The Wolf Museum of Exploration & Innovation | 18 | Hathaway/LCFF/Fieldtrip deposit | 010-5800 | 300.00 |
| H22-01504 | Heinemann Library | 18 | Hathaway/ELOG/materials | 010-4300 | 479.39 |

The preceding Purchase Orders have been issued in accordance with the District's Purchasing Policy and authorization of the Board of Trustees. It is recommended that the preceding Purchase Orders be approved and that payment be authorized upon delivery and acceptance of the items ordered.

ESCAPE ONLINE

Page 2 of 9

| Includes 01/01/2022 - 01/31/2022 | | | | | | |
|----------------------------------|---|------|--|-------------|----------------|--|
| PO Number | Vendor Name | Site | Description | Fund Object | Account Amount | |
| H22-01505 | Amazon Capital Service | FOT | FOT/Supplies | 010-4300 | 17.06 | |
| H22-01506 | Amplified IT, LLC | 00 | District / Technology /Membership | 010-5300 | 1,500.00 | |
| H22-01507 | SmartDeploy | 00 | District / Technology/ Prof Services | 010-5800 | 300.00 | |
| H22-01508 | Atlantis Utility | 01 | District / Technology / Prof Services / Supplies | 010-4300 | 2,827.50 | |
| | | | | 010-5800 | 9,750.00 | |
| H22-01509 | Amplified IT, LLC | 01 | District / Technology / Training | 010-5200 | 350.00 | |
| H22-01510 | AramSCO Inc. | 16 | warehouse order - custodial | 010-4300 | 535.98 | |
| H22-01511 | California Weekly Explorer Inc | 10 | Bard/USB/ELOG/Fieldtrip | 010-5800 | 864.99 | |
| H22-01513 | Amazon Capital Service | 30 | LCFF/Supplies | 010-4300 | 402.46 | |
| H22-01514 | Amazon Capital Service | 30 | LCFF/Supplies | 010-4300 | 72.71 | |
| H22-01515 | Amazon Capital Service | 18 | Hathaway/ELOG/Supplies | 010-4300 | 303.90 | |
| H22-01516 | Amazon Capital Service | 18 | Hathaway/ELOG/Books | 010-4200 | 494.00 | |
| H22-01517 | Amazon Capital Service | 18 | Hathaway/ELOG/materials | 010-4300 | 196.61 | |
| H22-01518 | Amazon Capital Service | 18 | Hathaway/ELOG/Books | 010-4200 | 507.16 | |
| H22-01519 | Amazon Capital Service | 18 | Hathaway/ELOG | 010-4300 | 464.03 | |
| H22-01520 | Amazon Capital Service | 16 | Green/ Ergonomics/Johanna Ayala | 010-4300 | 62.23 | |
| H22-01521 | Amazon Capital Service | 99 | ELOP/supplies | 010-4300 | 315.32 | |
| H22-01522 | Amazon Capital Service | 12 | Beach/ LCFF-ELOG/ Supplies | 010-4300 | 398.43 | |
| H22-01523 | Amazon Capital Service | 24 | Larsen/ELOG/SUPPLIES - CALMING CORNER | 010-4300 | 480.06 | |
| H22-01524 | Amazon Capital Service | 24 | Larsen/ELOG/BOOKS | 010-4200 | 131.93 | |
| H22-01525 | Amazon Capital Service | 24 | Larsen/LCFF ART SUPPLIES | 010-4300 | 5,206.09 | |
| H22-01526 | Amazon Capital Service | 22 | Hueneme/LCFF/Supply | 010-4300 | 58.91 | |
| H22-01527 | Amazon Capital Service | 12 | Beach/ LCFF-ELOG/ Supplies | 010-4300 | 76.96 | |
| H22-01528 | Amazon Capital Service | 10 | Bard/Covid/Masks | 010-4300 | 293.58 | |
| H22-01529 | Aswell Trophy | 18 | Hathaway/LCFF/supplies | 010-4300 | 38.18 | |
| H22-01530 | Staple Technology Solution | 12 | Beach/Printer | 010-4300 | 351.60 | |
| H22-01531 | Staple Technology Solution | 12 | Beach/Printer | 010-4300 | 351.60 | |
| H22-01532 | Softchoice Corporation | 01 | District / Technology / Prof Services | 010-5800 | 23,373.20 | |
| H22-01533 | Pamela Gunther DBA Fit and Fun Playscapes LLC | 24 | Larsen/ELOG/SUPPLIES | 010-4300 | 1,869.85 | |
| H22-01534 | School Specialty, LLC | 22 | Hueneme/LCFF/Supply | 010-4300 | 111.41 | |
| H22-01535 | Starfall Education | 10 | Bard/LCFF/Membership | 010-5300 | 270.00 | |
| H22-01536 | Parent Project Inc Payment Processing | 02 | Ed. Services/LCFF/Inst. Materials | 010-4300 | 135.24 | |
| H22-01537 | AramSCO Inc. | 14 | Blackstock/LCFF/Custodial Order | 010-4300 | 1,153.66 | |
| H22-01538 | Staple Technology Solution | 10 | Bard/Printer | 010-4300 | 349.99 | |
| H22-01539 | Kwang Sung Lee DBA K & S Lawnmower | 30 | Williams/Theft | 010-4300 | 917.68 | |
| | | | | 010-4400 | 1,447.55 | |
| H22-01540 | Uline | 30 | Williams/Theft | 010-4300 | 380.03 | |

The preceding Purchase Orders have been issued in accordance with the District's Purchasing Policy and authorization of the Board of Trustees. It is recommended that the preceding Purchase Orders be approved and that payment be authorized upon delivery and acceptance of the items ordered.

ESCAPE ONLINE

| Includes 01/01/2022 - 01/31/2022 | | | | | |
|----------------------------------|---|------|--|----------------------|----------------------|
| PO Number | Vendor Name | Site | Description | Fund Object | Account Amount |
| H22-01541 | Toledo Physical Education Supply Co | 99 | ELO/ Sunkist/ Supplies | 010-4300 | 137.01 |
| H22-01542 | Telcom Communications | 28 | Sunkist/LCFF/Radios | 010-4300 | 619.88 |
| H22-01543 | Demco Inc | 20 | library/LCFF instlibtech. | 010-4300 | 301.25 |
| H22-01544 | Antonio Jose Rivera | 20 | Mariachi music program/ ELOG | 010-5800 | 14,400.00 |
| H22-01545 | Stanley Steemer of Ventura | 20 | Cleaner furniture/CLFF/ ins Adm | 010-5800 | 611.00 |
| H22-01546 | The DQB Project | 14 | Blackstock/LCFF-ELOG/Social Studies Dept. | 010-4300 | 864.38 |
| H22-01547 | New Management Inc | 14 | Blackstock/LCFF/Classroom Safety-Door Locks | 010-4300 | 757.10 |
| H22-01548 | Barnes & Noble Inc #2054 Account #6121495 | 14 | Blackstock/LCFF-ELOG/Books - Prigge | 010-4200 | 34.63 |
| H22-01549 | Barnes & Noble Inc #2054 Account #6121495 | 14 | Blackstock/LCFF-ELOG/Books -Mojica-Smith | 010-4200 | 299.48 |
| H22-01550 | Heinemann | 02 | Ed Services/LCFF/virtual Training | 010-5800 | 18,000.00 |
| H22-01551 | Amazon Capital Service | 20 | instruct supplies /LCFF | 010-4300 | 1,701.83 |
| H22-01552 | Amazon Capital Service | 14 | Blackstock/LCFF/Office Supplies | 010-4300 | 320.76 |
| H22-01553 | Barco's Outdoor Products | 18 | Hathaway/COVID/Furniture | 010-4300 010-4400 | 4,909.47 8,968.54 |
| H22-01554 | MOXI, The Wolf Museum of Exploration & Innovation | 10 | Bard/ ELOG/Fieldtrip | 010-5800 | 276.00 |
| H22-01555 | Sinclair Sanitary Supply Inc | 24 | Larsen/LCFF/custodial supplies | 010-4300 | 633.58 |
| H22-01556 | Lakeshore Store #038 | 24 | Larsen/ELOG/supplies for Suddock | 010-4300 | 1,525.13 |
| H22-01557 | EatWell Consulting | FOT | FOT/Service | 010-5200 | 1,170.00 |
| H22-01558 | Economy Lighting & Electric | FOT | Service Williams | 010-5800 | 6,814.76 |
| H22-01559 | Finish Line Paving Inc. | 10 | BR/Service | 010-5800 | 15,715.00 |
| H22-01560 | FCG Environmental | 20 | FOT/Service/AQ Testing | 010-5800 | 610.00 |
| H22-01561 | FCG Environmental | 16 | FOT/AQ Testing | 010-5600 | 797.50 |
| H22-01562 | Jordano's | 08 | Food Service/Supplies | 130-4300 | 38.62 |
| | | | | 130-4400 | 5,409.96 |
| H22-01563 | Newsem AG, Inc. DBA Greene Tree Care | 18 | Hathaway/Service | 010-5800 | 1,900.00 |
| H22-01564 | Tri County Office Furniture | 20 | Mat'ls/sup,instruct,unrestrict/G F | 010-4400 010-5800 | 549.53 92.86 |
| H22-01565 | Bridging Voices-Uniendo Voces | 20 | interpretation services/LCFF/Prof Svc/ instruct, | 010-5800 | 2,495.40 |
| H22-01566 | Lakeshore Store #038 | 26 | Parkview/WLRD/Classroom Materials | 010-4300 | 45.64 |
| H22-01567 | Lakeshore Store #038 | 26 | Parkview/WLRD/Classroom Materials | 010-4300 | 45.64 |

The preceding Purchase Orders have been issued in accordance with the District's Purchasing Policy and authorization of the Board of Trustees. It is recommended that the preceding Purchase Orders be approved and that payment be authorized upon delivery and acceptance of the items ordered.

ESCAPE ONLINE

Includes 01/01/2022 - 01/31/2022

| PO Number | Vendor Name | Site | Description | Fund Object | Account Amount |
|-----------|---|------|---|-------------|----------------|
| H22-01568 | Office Depot School Division | 26 | Parkview/WLRD/Classroom Materials | 010-4300 | 26.52 |
| H22-01569 | Really Good Stuff | 26 | Parkview/WLRD/Classrom Materials | 010-4300 | 60.89 |
| H22-01570 | Amazon Capital Service | 24 | Larsen/LCFF/supplies | 010-4300 | 23.54 |
| H22-01571 | Amazon Capital Service | 24 | Larsen/ELOG/Calming Corner (Zwaal) | 010-4300 | 386.90 |
| H22-01572 | Amazon Capital Service | 30 | LCFF/Supplies | 010-4300 | 658.88 |
| H22-01573 | Amazon Capital Service | 30 | LCFF/Table | 010-4300 | 378.30 |
| H22-01574 | Amazon Capital Service | 24 | Larsen/ELOG/supplies for 5th grade | 010-4300 | 93.66 |
| H22-01575 | Amazon Capital Service | 24 | Larsen/ELOG/Books for Kinder | 010-4200 | 433.11 |
| H22-01576 | Amazon Capital Service | 24 | Larsen/ELOG/supplies | 010-4300 | 107.03 |
| H22-01577 | Amazon Capital Service | 24 | Larsen/ELOG/supplies | 010-4300 | 436.81 |
| H22-01578 | Amazon Capital Service | 20 | Mat'ls/sup, RgEdK12, instruct, unrestrict/GF | 010-4300 | 114.91 |
| H22-01579 | Amazon Capital Service | 26 | Parkview/LCFF/Workload Reduction | 010-4300 | 79.31 |
| H22-01580 | Amazon Capital Service | 26 | Parkview/WLRD/Classrom Materials | 010-4300 | 40.19 |
| H22-01581 | Lakeshore Store #038 | 20 | Intruct supplies/ Aldana K Title 1 | 010-4300 | 341.30 |
| H22-01582 | California Lutheran University Attn Lydia Chung | 20 | CRLP/Title1/Travel instruct/acceleration teachers | 010-5200 | 3,750.00 |
| H22-01583 | Arturo Jimenez Concrete Pumpin g | FOT | FOT/Service/Green | 010-5600 | 4,040.00 |
| H22-01584 | Unity School Bus Parts | FOT | FOT/Supplies | 010-4300 | 1,209.60 |
| H22-01585 | Polar 3D LLC | 16 | E.O Green/STEM/Martha Romero | 010-4300 | 500.00 |
| H22-01587 | Amazon Capital Service | 28 | Sunkist/Ergonomics/Cornejo | 010-4300 | 104.19 |
| H22-01588 | Sinclair Sanitary Supply Inc | 20 | Custodial supplies/ | 010-4300 | 2,363.94 |
| H22-01589 | Captive-Aire Systems, Inc. | 18 | HT/Service | 010-5800 | 2,790.21 |
| H22-01590 | Ventura County Star | 01 | District/Service/Ad | 216-5800 | 1,110.14 |
| H22-01591 | Amazon Capital Service | 30 | WRKLD REDUC. MHernandez | 010-4300 | 539.02 |
| H22-01592 | Amazon Capital Service | 30 | Wrkld Reduc. Rm.15 Johnsen | 010-4300 | 524.38 |
| H22-01593 | Dubbs Truck Parts | FOT | FOT/Supplies | 010-4300 | 10.40 |
| H22-01594 | Green Thumb International Hard ware & Nursery | 30 | Williams/Theft | 010-4400 | 2,087.98 |
| H22-01595 | AramSCO Inc. | 28 | Janitorial Supplies | 010-4300 | 654.86 |
| H22-01596 | Amazon Capital Service | 30 | WRKLD REDUC. Rm.16 Lievanos | 010-4300 | 512.84 |
| H22-01597 | Amazon Capital Service | 01 | Food Service/ Supplies | 130-4300 | 3,697.56 |
| H22-01598 | Amazon Capital Service | 03 | PSS/Supplies for Speech/SDC/OT/Office | 010-4300 | 932.85 |
| H22-01599 | Amazon Capital Service | 18 | Hathaway/Gen Fund/supplies | 010-4300 | 103.13 |
| H22-01600 | Kuypers Consulting Inc | 03 | PSS/Conference Training | 010-5200 | 1,400.00 |
| H22-01601 | Fagen Friedman & Fulfrost | 03 | PSS/Conference | 010-5200 | 600.00 |
| H22-01603 | Multi Health Systems Inc | 03 | PSS/Electronic Protocols | 010-4300 | 3,561.15 |

The preceding Purchase Orders have been issued in accordance with the District's Purchasing Policy and authorization of the Board of Trustees. It is recommended that the preceding Purchase Orders be approved and that payment be authorized upon delivery and acceptance of the items ordered.

ESCAPE ONLINE

Page 5 of 9

| Includes 01/01/2022 - 01/31/2022 | | | | | | |
|----------------------------------|--|------|--|-------------|----------------|--|
| PO Number | Vendor Name | Site | Description | Fund Object | Account Amount | |
| H22-01604 | Ventura County Office of Education (Graphics) | 03 | PSS/Graphics | 010-4300 | 1,250.00 | |
| H22-01605 | Psychological Corporation Order Service Center | 03 | PSS/Protocols | 010-4300 | 1,838.96 | |
| H22-01606 | PAR Inc | 03 | PSS/Testing Supplies | 010-4300 | 519.75 | |
| H22-01607 | Carlos A. Flores | 03 | PSS/Services | 010-5800 | 12,000.00 | |
| H22-01609 | Lakeshore Store #038 | 03 | PSS/Supplies for Shannon Sutherland | 010-4300 | 221.51 | |
| H22-01610 | Psychological Corporation Order Service Center | 03 | PSS/Protocols/Test for John Shallenberger | 010-4300 | 4,174.96 | |
| H22-01611 | AramSCO Inc. | 10 | Bard/GF/Custodial Supplies | 010-4300 | 2,113.51 | |
| H22-01612 | AramSCO Inc. | 18 | Hathaway/Gen Fund/supplies | 010-4300 | 258.73 | |
| H22-01613 | Super Duper Publications | 03 | PSS/Supplies for Marsh - Bard/Womack - Green | 010-4300 | 445.98 | |
| H22-01614 | Vanaman German LLP | 03 | PSS/Legal Fees | 010-5815 | 8,000.00 | |
| H22-01615 | Liberty Printing | 16 | ASB PRISM | 010-4300 | 506.92 | |
| H22-01616 | AramSCO Inc. | 14 | Blackstock/Custodial Order-AramSCO | 010-4300 | 759.75 | |
| H22-01617 | Office Depot School Division | 01 | DO/Supplies | 010-4300 | 101.93 | |
| H22-01618 | Central Restaurant Products | 06 | Food Service/Supplies | 130-4300 | 370.26 | |
| H22-01619 | Kelly Paper Store | 01 | stores | 010-9320 | 7,727.50 | |
| H22-01620 | Nigro & Nigro | 01 | DO/Audit Services | 010-5800 | 35,000.00 | |
| H22-01621 | Nigro & Nigro | 01 | DO/Performance Audit Service | 010-5800 | 8,000.00 | |
| H22-01622 | Amazon Capital Service | 118 | Hathaway/ELOG/Books | 010-4200 | 365.89 | |
| H22-01623 | Amazon Capital Service | 118 | Hathaway/ELOG/Books | 010-4200 | 515.00 | |
| H22-01624 | Amazon Capital Service | 18 | Hathaway/ELOG/materials | 010-4300 | 40.39 | |
| H22-01625 | Amazon Capital Service | 18 | Hathaway/ELOG/Books | 010-4200 | 420.48 | |
| H22-01626 | Amazon Capital Service | 14 | Blackstock/ASES/Friendship Day supplies | 010-4300 | 141.99 | |
| H22-01627 | Amazon Capital Service | 18 | Hathaway/ELOG/Supplies | 010-4300 | 154.02 | |
| H22-01628 | Amazon Capital Service | 18 | Hathaway/ELOG/Supplies | 010-4300 | 274.01 | |
| H22-01629 | Amazon Capital Service | 03 | PSS/Supplies for new OT Jamie McConnell | 010-4300 | 285.35 | |
| H22-01630 | Amazon Capital Service | 10 | Bard/WkldRed/Supplies | 010-4300 | 497.29 | |
| H22-01631 | Amazon Capital Service | 02 | Ed. Services/LCFF/COVID/Supplies | 010-4300 | 50.68 | |
| H22-01632 | Amazon Capital Service | 22 | Hueneme/Workload Reduction/Supply | 010-4300 | 468.30 | |
| H22-01633 | Amazon Capital Service | 02 | Ed. Services/LCFF/Supplies | 010-4300 | 229.09 | |
| H22-01634 | Parker Anderson Enrich Cntr LA | 99 | ASES/ STEAM Supplies | 010-5800 | 17,062.50 | |
| H22-01635 | Staple Technology Solution | 28 | Sunkist/Printer/Room 26a | 010-4300 | 349.99 | |
| H22-01636 | Barnes & Noble Inc #2054 Account #6121495 | 14 | Blackstock/LCFF-ELOG/Books - Mendoza | 010-4200 | 413.02 | |
| H22-01638 | Lakeshore Store #038 | 28 | LCFF Goal 1 #18 | 010-4300 | 214.19 | |
| H22-01639 | Lakeshore Store #038 | 28 | LCFF Goal 1 Action #18 | 010-4300 | 237.00 | |
| H22-01640 | Lakeshore Store #038 | 28 | LCFF Goal 1 #18 | 010-4300 | 213.07 | |

The preceding Purchase Orders have been issued in accordance with the District's Purchasing Policy and authorization of the Board of Trustees. It is recommended that the preceding Purchase Orders be approved and that payment be authorized upon delivery and acceptance of the items ordered.

ESCAPE ONLINE

Includes 01/01/2022 - 01/31/2022

| PO Number | Vendor Name | Site | Description | Fund Object | Account Amount |
|-----------|------------------------------|------|---|-------------|----------------|
| H22-01641 | Office Depot School Division | 28 | LCFF Goal 1 # 18 | 010-4300 | 154.52 |
| H22-01642 | Lakeshore Store #038 | 28 | LCFF Goal 1 #18 | 010-4300 | 55.43 |
| H22-01643 | Lakeshore Store #038 | 28 | LCFF Goal 1 Action 18 | 010-4300 | 280.09 |
| H22-01644 | Lakeshore Store #038 | 28 | LCFF Goal 1 Action 18 | 010-4300 | 151.16 |
| H22-01645 | Office Depot School Division | 28 | LCFF Goal 1 Action 18 | 010-4300 | 202.08 |
| H22-01646 | Lakeshore Store #038 | 28 | LCFF Goal 1 Action 18 | 010-4300 | 285.89 |
| H22-01647 | Amazon Capital Service | 90 | Comp Notebooks | 010-4300 | 55.55 |
| H22-01648 | Amazon Capital Service | 26 | Parkview/LCFF/Classroom Materials | 010-4300 | 268.53 |
| H22-01649 | Amazon Capital Service | 26 | Parkview/LCFF/Playground Materials | 010-4300 | 277.53 |
| H22-01650 | Amazon Capital Service | 01 | sound and mount bars for classroom instructions | 010-4300 | 344.13 |
| H22-01651 | Amazon Capital Service | 01 | Replacement phones | 010-4300 | 231.65 |
| H22-01652 | Amazon Capital Service | 02 | Ed Services/Dept Supplies | 010-4300 | 500.62 |
| H22-01653 | Amazon Capital Service | 22 | Hueneme/ELOG/Supply | 010-4300 | 187.59 |
| H22-01654 | Amazon Capital Service | 22 | Hueneme/LCFF/Books | 010-4200 | 45.15 |
| H22-01655 | Amazon Capital Service | 90 | Office supplies | 010-4300 | 41.54 |
| H22-01656 | Amazon Capital Service | 24 | Larsen/ELOG/caliming corner supplies | 010-4300 | 267.57 |
| H22-01657 | Amazon Capital Service | 24 | Larsen/ELOG/supplies | 010-4300 | 145.28 |
| H22-01658 | Amazon Capital Service | 24 | Larsen/LCFF/supplies | 010-4300 | 611.16 |
| H22-01659 | Amazon Capital Service | 18 | Hathaway/ELOG/materials | 010-4300 | 235.67 |
| H22-01660 | Amazon Capital Service | 18 | Hathaway/ELOG/Books | 010-4200 | 484.51 |
| H22-01661 | Amazon Capital Service | 18 | Hathaway/ELOG/materials | 010-4300 | 287.51 |
| H22-01662 | Amazon Capital Service | 24 | Larsen/ELOG/Books | 010-4200 | 343.18 |
| H22-01663 | Amazon Capital Service | 24 | Larsen/LCFF/SUPPLIES | 010-4300 | 53.30 |
| H22-01664 | Amazon Capital Service | 22 | Hueneme/LCFF/Supply | 010-4300 | 67.02 |
| H22-01665 | Amazon Capital Service | 24 | Larsen/ELOG/supplies | 010-4300 | 127.12 |
| H22-01666 | Amazon Capital Service | 10 | Bard/ELOG/Supplies | 010-4300 | 110.63 |
| H22-01667 | Amazon Capital Service | 30 | LCFF/Supplies | 010-4300 | 287.40 |
| H22-01668 | Amazon Capital Service | 30 | Williams/Theft | 010-4300 | 627.08 |
| H22-01669 | LHP Music Inc. | 20 | ELOG/music intrument/ | 010-4300 | 2,130.38 |
| H22-01670 | Logic of English, Inc | 10 | Bard/ELOP/Supplies | 010-4300 | 313.75 |
| H22-01671 | AramSCO Inc. | 26 | Parkview/Custodial Supplies | 010-4300 | 2,517.97 |
| H22-01672 | Sinclair Sanitary Supply Inc | 26 | Parkview/LCFF/Custodial Supplies | 010-4300 | 1,706.24 |
| H22-01673 | Lakeshore Store #038 | 26 | Parkview/LCFF/Classroom Materials | 010-4300 | 278.32 |
| H22-01674 | Lakeshore Store #038 | 26 | Parkview/LCFF/Classroom Materials | 010-4300 | 28.25 |
| H22-01675 | Office Depot School Division | 26 | Parkview/LCFF/Office Materials | 010-4300 | 303.06 |
| H22-01676 | Sinclair Sanitary Supply Inc | 30 | GF/Custodian supplies | 010-4300 | 687.95 |
| H22-01677 | Quill Corporation | 18 | Hathaway/LCFF/supplies | 010-4300 | 216.10 |
| H22-01678 | AramSCO Inc. | 30 | GF/Janitorial Supplies | 010-4300 | 965.79 |
| H22-01679 | AramSCO Inc. | 22 | Hueneme/Custodial Supply | 010-4300 | 693.17 |

The preceding Purchase Orders have been issued in accordance with the District's Purchasing Policy and authorization of the Board of Trustees. It is recommended that the preceding Purchase Orders be approved and that payment be authorized upon delivery and acceptance of the items ordered.

ESCAPE ONLINE

Page 7 of 9

| Includes 01/01/2022 - 01/31/2022 | | | | | | |
|----------------------------------|---|------|--|-------------|----------------|---------------------|
| PO Number | Vendor Name | Site | Description | Fund Object | Account Amount | |
| H22-01680 | School Specialty, LLC | 22 | Hueneme/Supplies delivered twice-Ref#58316668 | 010-4300 | 33.50 | |
| H22-01681 | Social Studies School Service | 14 | Blackstock/LCFF-ELOG/Social Studies Department | 010-4300 | 2,970.90 | |
| H22-01682 | LHP Music Inc. | 14 | Blacstock/LCFF-ELOG/Mariachi | 010-4300 | 4,304.45 | |
| H22-01683 | Treetop Products, Inc. | 24 | Larsen/ELOG/Supplies | 010-4300 | 65.00 | |
| | | | | 010-4400 | 2,027.35 | |
| H22-01684 | AramSCO Inc. | 24 | Larsen/LCFF/custodial supplies | 010-4300 | 212.76 | |
| H22-01685 | Learnix, LLC | 03 | PSS/SLP Membership for Shannon Sutherland | 010-4300 | 152.16 | |
| H22-01686 | Center for Teaching for Biliteracy | 26 | Parkview/LCFF/ Training | 010-5200 | 1,700.00 | |
| H22-01687 | Office Depot School Division | 22 | Hueneme/LCFF/Supply | 010-4300 | 146.81 | |
| H22-01688 | School Specialty, LLC | 22 | Hueneme/LCFF/Supply | 010-4300 | 298.19 | |
| H22-01689 | Southwest School & Office Supply | 22 | Hueneme/LCFF/Supply | 010-4300 | 488.07 | |
| H22-01690 | Lakeshore Store #038 | 10 | Bard/ELOG/Supplies | 010-4300 | 233.88 | |
| H22-01691 | Crisis Prevention Institute | 02 | Ed. Services/NCPI Membership Fee | 010-5300 | 200.00 | |
| H22-01692 | Atlantis Utility | 22 | Hueneme/Service | 216-6200 | 13,643.13 | |
| H22-01693 | Quinn Company | FOT | FOT/Rentals | 010-5699 | 3,415.99 | |
| H22-01694 | State Water Resources Control Board, Div of Water Quality | FOT | District/Permit Fee 2022 | 010-5800 | 1,738.00 | |
| H22-01695 | Gibbs Truck Centers | FOT | FOT/Supplies | 010-4300 | 67.55 | |
| H22-01696 | Thomson-West/Barclays | 01 | District/Supplies | 010-4300 | 478.61 | |
| H22-01697 | Riverside Insights | 03 | PSS/Protocols | 010-4300 | 4,423.23 | |
| H22-01698 | School Nutrition Association | 08 | Food Service/Membership | 130-5300 | 132.50 | |
| H22-01699 | AramSCO Inc. | 18 | Hathaway/Gen Fund/supplies | 010-4300 | 1,350.33 | |
| H22-01700 | Panorama Education | 02 | Ed. Services/LCFF/SEL | 010-5800 | 6,000.00 | |
| H22-01701 | VCOE | 03 | PSS/Home Teaching | 010-5800 | 16,312.50 | |
| H22-01702 | Amazon Capital Service | 03 | PSS/Supplies | 010-4300 | 27.14 | |
| H22-01703 | Amazon Capital Service | 24 | Larsen/LCFF/Instructional supplies | 010-4300 | 59.00 | |
| H22-01704 | Amazon Capital Service | 24 | Larsen/ELOG/multicultural books | 010-4200 | 406.82 | |
| H22-01705 | Amazon Capital Service | 18 | Hathaway/Gen Fund/supplies | 010-4300 | 39.60 | |
| H22-01706 | Amazon Capital Service | 01 | Food Service/Supplies | 130-4300 | 276.39 | |
| H22-01707 | Amazon Capital Service | 01 | District/staff room/supplies-cups | 010-4300 | 45.28 | |
| H22-01708 | Amazon Capital Service | 16 | E.O Green/heaters/construction rooms | 010-4300 | 259.63 | |
| Total Number of POs | | | | 270 | Total | 1,397,322.09 |

The preceding Purchase Orders have been issued in accordance with the District's Purchasing Policy and authorization of the Board of Trustees. It is recommended that the preceding Purchase Orders be approved and that payment be authorized upon delivery and acceptance of the items ordered.

Includes 01/01/2022 - 01/31/2022

PO Changes

| | <u>New PO Amount</u> | <u>Fund/ Object</u> | <u>Description</u> | <u>Change Amount</u> |
|-----------|----------------------|-------------------------|---|----------------------|
| B22-00011 | 41,750.00 | 010-4300 | General Fund/Materials and Supplies | 21,750.00 |
| B22-00016 | 27,875.00 | 010-4300 | General Fund/Materials and Supplies | 9,897.96 |
| B22-00016 | 27,875.00 | 010-6400 | General Fund/Equipment | 865.70 |
| | | | Total PO B22-00016 | 10,763.66 |
| B22-00079 | 4,675.00 | 010-4300 | General Fund/Materials and Supplies | 2,050.84 |
| B22-00211 | 72,000.00 | 010-5100 | General Fund/Subagreements Contracts | 11,000.00 |
| B22-00211 | 72,000.00 | 010-5800 | General Fund/Professnl/Consult Serv & Opera | 25,000.00 |
| | | | Total PO B22-00211 | 36,000.00 |
| H19-00582 | 165,960.67 | 215-6200 | Measure T Building Fund/Buildings and Improvement | 1,660.67 |
| H22-00607 | 671.45 | 010-4300 | General Fund/Materials and Supplies | 99.42 |
| H22-01071 | 286.45 | 010-4300 | General Fund/Materials and Supplies | 42.32 |
| H22-01099 | 25.38 | 010-4300 | General Fund/Materials and Supplies | 38.11- |
| H22-01284 | 390.82 | 010-4300 | General Fund/Materials and Supplies | 51.55 |
| H22-01291 | 756.72 | 010-4300 | General Fund/Materials and Supplies | 73.04 |
| H22-01346 | 242.09 | 010-4300 | General Fund/Materials and Supplies | 25.07 |
| H22-01382 | 102.16 | 010-4300 | General Fund/Materials and Supplies | 34.68- |
| H22-01405 | 986.02 | 010-4300 | General Fund/Materials and Supplies | 512.16- |
| H22-01419 | 3,202.69 | 010-4300 | General Fund/Materials and Supplies | 681.63 |
| H22-01429 | .00 | 010-4300 | General Fund/Materials and Supplies | 7.64- |
| H22-01446 | 1,138.51 | 010-4300 | General Fund/Materials and Supplies | 111.96 |
| H22-01602 | 1,122.94 | 010-4400 | General Fund/Non-Capitalized Equipment | 73.50 |
| | | | Total PO Changes | 72,791.07 |

The preceding Purchase Orders have been issued in accordance with the District's Purchasing Policy and authorization of the Board of Trustees. It is recommended that the preceding Purchase Orders be approved and that payment be authorized upon delivery and acceptance of the items ordered.

ESCAPE ONLINE

Checks Dated 01/01/2022 through 01/31/2022

| Check Number | Check Date | Pay to the Order of | Fund-Object | Expensed Amount | Check Amount |
|--------------|-------------------------|---|-------------|-----------------|--------------|
| 5002050418 | 01/03/2022 | Casillas, Ortencia | 010-4300 | | 39.00 |
| 5002050419 | 01/03/2022 | Carino, Joanna S | 130-4300 | | 310.89 |
| 5002050420 | 01/03/2022 | Gomez, Vincent | 010-5800 | | 35.00 |
| 5002050421 | 01/03/2022 | Slidders, Lynne M | 010-4300 | | 60.14 |
| 5002050422 | 01/03/2022 | Amazon Capital Service | 010-4300 | | 2,899.07 |
| 5002050423 | 01/03/2022 | AramSCO Inc. | 010-4300 | 5,807.27 | |
| | | | 010-4311 | 748.39 | 6,555.66 |
| 5002050424 | 01/03/2022 | Barnes & Noble Inc | 010-4200 | | 60.84 |
| 5002050425 | 01/03/2022 | Blick Art Materials | 010-4300 | | 55.19 |
| 5002050426 | 01/03/2022 | Dempsey Road Mutual Water Co | 010-5502 | | 2,320.00 |
| 5002050427 | 01/03/2022 | Document Tracking Services LLC | 010-5800 | | 6,725.00 |
| 5002050428 | 01/03/2022 | Lakeshore Learning Materials | 010-4300 | | 1,625.67 |
| 5002050429 | 01/03/2022 | MJP Technologies | 010-4400 | | 1,433.33 |
| 5002050430 | 01/03/2022 | Office Depot | 010-4300 | | 63.80 |
| 5002050431 | 01/03/2022 | 19six Architects | 216-6200 | | 8,931.25 |
| 5002050432 | 01/03/2022 | School Specialty, LLC | 010-4300 | | 91.51 |
| 5002050433 | 01/03/2022 | Schools Legal Service Attn Ana Arias-Gonzales | 010-5200 | | 15.00 |
| 5002050434 | 01/03/2022 | Staples Technology Solution | 010-4300 | | 364.29 |
| 5002050435 | 01/04/2022 | All City Mgmt Services, Inc. | 010-5800 | | 3,063.60 |
| 5002050436 | 01/04/2022 | Amazon Capital Service | 010-4200 | 1,226.78 | |
| | | | 010-4300 | 3,280.57 | 4,507.35 |
| 5002050437 | 01/04/2022 | Ambriz Trucking Son Inc. | 010-4300 | | 3,514.67 |
| 5002050438 | 01/04/2022 | Building Block Entertainment | 010-4300 | | 697.00 |
| 5002050439 | 01/04/2022 | City Of Oxnard | 010-5502 | | 4,752.51 |
| 5002050440 | 01/04/2022 | Dex Imaging | Cancelled | | 200.76 * |
| | Cancelled on 02/02/2022 | | | | |
| 5002050441 | 01/04/2022 | DocuProducts | 010-5800 | | 60.39 |
| 5002050442 | 01/04/2022 | Flinn Scientific Inc | 010-4300 | | 70.14 |
| 5002050443 | 01/04/2022 | Frontier Communications | 010-5903 | | 1,757.80 |
| 5002050444 | 01/04/2022 | GLS US | 010-5800 | | 100.34 |
| 5002050445 | 01/04/2022 | Kelly Paper Store | 010-4300 | 207.14 | |
| | | | Unpaid Tax | .95- | 206.19 |
| 5002050446 | 01/04/2022 | MCI Comm Service | 010-5903 | | 35.80 |
| 5002050447 | 01/04/2022 | Mobile Mini Inc | 010-5699 | | 93.91 |
| 5002050448 | 01/04/2022 | ReadyRefresh by Nestle | 010-4300 | | 179.35 |
| 5002050449 | 01/04/2022 | Silvas Oil Company Inc | 010-4300 | | 7,308.86 |
| 5002050450 | 01/04/2022 | So Ca Edison Co | 010-5506 | | 51,325.16 |
| 5002050451 | 01/04/2022 | Time Warner Cable | 010-5903 | | 793.44 |
| 5002050452 | 01/04/2022 | United Parcel Service | 010-5900 | | 66.00 |
| 5002050453 | 01/04/2022 | Verizon California | 010-4300 | 12.66 | |
| | | | 010-5800 | 106.44 | 119.10 |
| 5002050454 | 01/06/2022 | Activate Learning | 010-5800 | | 531.75 |
| 5002050455 | 01/06/2022 | Amazon Capital Service | 010-4300 | | 1,306.64 |
| 5002050456 | 01/06/2022 | Bad Wolf Press | 010-5800 | | 90.00 |
| 5002050457 | 01/06/2022 | Balfour Beatty | 216-5800 | | 21,020.00 |
| 5002050458 | 01/06/2022 | Bay Alarm | 010-5800 | | 120.00 |

The preceding Checks have been issued in accordance with the District's Policy and authorization of the Board of Trustees. It is recommended that the preceding Checks be approved.

ESCAPE ONLINE

Page 1 of 10

| Checks Dated 01/01/2022 through 01/31/2022 | | | | | |
|--|------------|---|-------------|-----------------|--------------|
| Check Number | Check Date | Pay to the Order of | Fund-Object | Expensed Amount | Check Amount |
| 5002050459 | 01/06/2022 | Becker's School Supplies | 010-4300 | | 496.33 |
| 5002050460 | 01/06/2022 | Carnitas El Brother Mexican Grill | 010-4300 | | 208.72 |
| 5002050461 | 01/06/2022 | City Of Pt Hueneme Attn Finance Dept. | 010-5800 | | 3,567.84 |
| 5002050462 | 01/06/2022 | Crown Castle Fiber LLC | 010-5903 | | 1,063.87 |
| 5002050463 | 01/06/2022 | CSM Consulting Inc | 010-5800 | | 4,825.00 |
| 5002050464 | 01/06/2022 | Elemental Hardware Inc. | 010-5100 | 50,000.00 | |
| | | | 010-5800 | 25,000.00 | 75,000.00 |
| 5002050465 | 01/06/2022 | FCG Environmental | 216-6200 | | 480.00 |
| 5002050466 | 01/06/2022 | Gopher Sport NW5634 | 010-4300 | | 14,478.82 |
| 5002050467 | 01/06/2022 | Learning Without Tears | 010-4300 | | 638.21 |
| 5002050468 | 01/06/2022 | Heinemann Library | 010-4200 | | 3,261.33 |
| 5002050469 | 01/06/2022 | Houghton Mifflin Co | 010-4300 | | 3,336.18 |
| 5002050470 | 01/06/2022 | KENCO Construction Services | 216-6200 | | 17,460.00 |
| 5002050471 | 01/06/2022 | Live Scan Ventura | 010-5800 | | 260.00 |
| 5002050472 | 01/06/2022 | Mark-It Place | 010-4300 | 6,576.30 | |
| | | | Unpaid Tax | 120.39- | 6,455.91 |
| 5002050473 | 01/06/2022 | Oriental Trading Co Inc | 010-4300 | | 234.82 |
| 5002050474 | 01/06/2022 | School Services of California | 010-5200 | | 585.00 |
| 5002050475 | 01/06/2022 | School Specialty, LLC | 010-4300 | | 1,573.44 |
| 5002050476 | 01/06/2022 | United Parcel Service | 010-5900 | | 38.00 |
| 5002050477 | 01/06/2022 | Verizon California | 010-4300 | 4,647.78 | |
| | | | 010-5800 | 39,082.62 | 43,730.40 |
| 5002050478 | 01/10/2022 | M Martinez, Veronica | 010-5800 | | 500.00 |
| 5002050479 | 01/10/2022 | Alcantar, Mirta | 010-4300 | | 95.77 |
| 5002050480 | 01/10/2022 | Seto, Ada | 010-5200 | | 21.62 |
| 5002050481 | 01/10/2022 | Leal, Tonya | 010-4300 | | 17.95 |
| 5002050482 | 01/10/2022 | Pena, Julianne | 010-4300 | | 221.91 |
| 5002050483 | 01/10/2022 | Rufai, Melissa | 010-4300 | | 66.43 |
| 5002050484 | 01/10/2022 | Acuna, Katya | 010-4300 | | 29.09 |
| 5002050485 | 01/10/2022 | Castanon, Veronica | 010-4300 | | 65.07 |
| 5002050486 | 01/10/2022 | Amazon Capital Service | 010-4200 | 1,933.16 | |
| | | | 010-4300 | 823.95 | 2,757.11 |
| 5002050487 | 01/10/2022 | AT&T Mobility | 010-5909 | | 471.70 |
| 5002050488 | 01/10/2022 | California Weekly Explorer Inc | 010-5800 | | 864.99 |
| 5002050489 | 01/10/2022 | Carnitas El Brother Mexican Grill | 010-4300 | | 89.07 |
| 5002050490 | 01/10/2022 | Castle Air Inc | 130-5600 | | 2,192.50 |
| 5002050491 | 01/10/2022 | CDW-G (Chicago) | 010-4300 | | 103.79 |
| 5002050492 | 01/10/2022 | Channel Isl Beach Community Services District | 010-5502 | | 4,640.67 |
| 5002050493 | 01/10/2022 | City Of Oxnard | 010-5502 | | 307.10 |
| 5002050494 | 01/10/2022 | City Of Pt Hueneme | 010-5502 | | 13,115.40 |
| 5002050495 | 01/10/2022 | Culligan of Ventura County | 010-5699 | | 43.00 |
| 5002050496 | 01/10/2022 | Dell Marketing LP | 010-4400 | | 1,511.24 |
| 5002050497 | 01/10/2022 | E.J.Harrison & Sons Inc. | 010-5501 | | 93.00 |
| 5002050498 | 01/10/2022 | FCG Environmental | 216-6200 | | 6,805.00 |
| 5002050499 | 01/10/2022 | LogMein Communications Inc. | 010-5903 | | 8,930.77 |

The preceding Checks have been issued in accordance with the District's Policy and authorization of the Board of Trustees. It is recommended that the preceding Checks be approved.

ESCAPE ONLINE

Page 2 of 10

Checks Dated 01/01/2022 through 01/31/2022

| Check Number | Check Date | Pay to the Order of | Fund-Object | Expensed Amount | Check Amount |
|--------------|------------|--|-------------|-----------------|--------------|
| 5002050500 | 01/10/2022 | Lakeshore Learning Materials | 010-4300 | | 309.94 |
| 5002050501 | 01/10/2022 | Mobile Mini Inc | 010-5699 | | 160.70 |
| 5002050502 | 01/10/2022 | Office Depot | 010-4300 | | 817.57 |
| 5002050503 | 01/10/2022 | Panorama Education | 010-5800 | | 48,600.00 |
| 5002050504 | 01/10/2022 | PeeBee & Jay's | 010-4300 | | 332.20 |
| 5002050505 | 01/10/2022 | Perma Bound | 010-4300 | | 980.25 |
| 5002050506 | 01/10/2022 | NCS Pearson, Inc. | 010-4300 | | 6,191.99 |
| 5002050507 | 01/10/2022 | ReadyRefresh by Nestle | 010-4300 | | 617.51 |
| 5002050508 | 01/10/2022 | Savvas Learning Company LLC | 010-4100 | | 12,759.82 |
| 5002050509 | 01/10/2022 | So Ca Gas Company | 010-5507 | | 2,976.00 |
| 5002050510 | 01/10/2022 | U.S Bank CM-9690 | 510-7434 | | 500.00 |
| 5002050511 | 01/10/2022 | Virco Mfg Corp | 010-4300 | | 5,262.03 |
| 5002050512 | 01/11/2022 | A-Z Bus Sales | 010-4300 | | 690.19 |
| 5002050513 | 01/11/2022 | Airgas West | 010-4300 | | 406.77 |
| 5002050514 | 01/11/2022 | All Phase Electric | 010-4300 | | 1,897.00 |
| 5002050515 | 01/11/2022 | Wilivaldo Izazaga DBA ALWI Pest Control | 010-5500 | | 1,200.00 |
| 5002050516 | 01/11/2022 | Amazon Capital Service | 010-4300 | 1,887.03 | |
| | | | 010-5800 | 847.16 | |
| | | | 130-4300 | 470.80 | 3,204.99 |
| 5002050517 | 01/11/2022 | American Plastics Corp. | 010-4300 | | 1,745.44 |
| 5002050518 | 01/11/2022 | Ashworth Leininger Group | 010-5800 | | 97.50 |
| 5002050519 | 01/11/2022 | Crowder Backflow Services Inc | 010-5600 | | 480.00 |
| 5002050520 | 01/11/2022 | 4Promos LLC | 010-4300 | 443.76 | |
| | | | Unpaid Tax | 33.76- | 410.00 |
| 5002050521 | 01/11/2022 | CyberCopy Inc. | 010-4300 | | 75.00 |
| 5002050522 | 01/11/2022 | HangSafe Hooks | 010-4300 | 2,815.31 | |
| | | | Unpaid Tax | 216.56- | 2,598.75 |
| 5002050523 | 01/11/2022 | IXL Learning | 010-5800 | | 299.00 |
| 5002050524 | 01/11/2022 | Lakeshore Learning Materials | 010-4300 | | 216.39 |
| 5002050525 | 01/11/2022 | Office Depot | 010-4300 | | 445.73 |
| 5002050526 | 01/11/2022 | Sinclair Sanitary Supply Inc | 010-4300 | | 483.37 |
| 5002050527 | 01/11/2022 | So Ca Gas Company | 010-4300 | | 16.86 |
| 5002050528 | 01/11/2022 | Sprigeo Inc. | 010-5800 | | 1,480.00 |
| 5002050529 | 01/11/2022 | Urbane Cafe | 010-4300 | | 1,146.83 |
| 5002050530 | 01/13/2022 | Amazon Capital Service | 010-4300 | | 956.69 |
| 5002050531 | 01/13/2022 | BDJtech | 010-4300 | | 1,039.38 |
| 5002050532 | 01/13/2022 | CA Dept of Tax & Fee Admin | 010-5800 | | 151.00 |
| 5002050533 | 01/13/2022 | California Wood Recycling dba Agromin Hort. Products | 010-5501 | | 92.64 |
| 5002050534 | 01/13/2022 | Castle Air Inc | 010-5600 | | 19,024.52 |
| 5002050535 | 01/13/2022 | Chapin Equipment Rental | 010-5699 | | 265.87 |
| 5002050536 | 01/13/2022 | California Lutheran University Calif. Reading & Literature | 010-5200 | | 2,250.00 |
| 5002050537 | 01/13/2022 | Coastal Pipco | 010-4300 | | 2,516.08 |
| 5002050538 | 01/13/2022 | Daniels Tire Service | 010-5600 | | 725.16 |
| 5002050539 | 01/13/2022 | Donahue Truck Sales, LLC | 010-5600 | | 770.23 |

The preceding Checks have been issued in accordance with the District's Policy and authorization of the Board of Trustees. It is recommended that the preceding Checks be approved.

ESCAPE ONLINE

Page 3 of 10

Checks Dated 01/01/2022 through 01/31/2022

| Check Number | Check Date | Pay to the Order of | Fund-Object | Expensed Amount | Check Amount |
|--------------|------------|---------------------------------------|-------------|-----------------|--------------|
| 5002050540 | 01/13/2022 | Dugmore & Duncan Of California | 010-4300 | | 7,208.43 |
| 5002050541 | 01/13/2022 | NV5 | 216-6200 | | 1,250.00 |
| 5002050542 | 01/13/2022 | PALI Institute | 010-5800 | | 12,907.35 |
| 5002050543 | 01/13/2022 | Pete's Road Service , Inc. | 010-5600 | | 1,160.68 |
| 5002050544 | 01/13/2022 | Polar 3D LLC | 010-5800 | | 500.00 |
| 5002050545 | 01/18/2022 | ACSA | 010-5200 | | 1,500.00 |
| 5002050546 | 01/18/2022 | Addison Behavioral Resources | 010-5800 | | 4,517.80 |
| 5002050547 | 01/18/2022 | Bridging Voices-Uniendo Voces | 010-5800 | | 4,675.44 |
| 5002050548 | 01/18/2022 | Driftwood Dairy Inc. | 130-9321 | | 31,446.82 |
| 5002050549 | 01/18/2022 | Dunn-Edwards Corp | 010-4300 | | 240.61 |
| 5002050550 | 01/18/2022 | E.J.Harrison & Sons Inc. | 010-5501 | | 3,237.25 |
| 5002050551 | 01/18/2022 | EdTheory | 010-5800 | | 15,790.50 |
| 5002050552 | 01/18/2022 | Ewing | 010-4300 | 272.19 | |
| | | | Unpaid Tax | 2.51- | 269.68 |
| 5002050553 | 01/18/2022 | Gold Coast Glass Inc | 010-5600 | | 1,236.21 |
| 5002050554 | 01/18/2022 | Grainger | 010-4300 | | 1,017.42 |
| 5002050555 | 01/18/2022 | Integrated Fire & Safety | 010-5600 | 13,443.27 | |
| | | | Unpaid Tax | .62- | 13,442.65 |
| 5002050556 | 01/18/2022 | Kwang Sung Lee DBA K & S Lawnmower | 010-4300 | 221.86 | |
| | | | 010-5600 | 68.03 | 289.89 |
| 5002050557 | 01/18/2022 | Lito Galang DBA Lito's Auto Repair | 010-5600 | | 446.50 |
| 5002050558 | 01/18/2022 | Main Electric Supply Company | 010-4300 | | 3,366.98 |
| 5002050559 | 01/18/2022 | McCarty & Sons Towing | 010-5600 | | 980.00 |
| 5002050560 | 01/18/2022 | McGraw-Hill Companies Inc | 010-4100 | | 8,136.19 |
| 5002050561 | 01/18/2022 | MJP Technologies | 010-4400 | 9,286.25 | |
| | | | 010-5800 | 2,073.69 | 11,359.94 |
| 5002050562 | 01/18/2022 | Office Depot | 010-4300 | | 54.75 |
| 5002050563 | 01/18/2022 | Oxnard Pipe & Supply | 010-4300 | | 4,630.75 |
| 5002050564 | 01/18/2022 | P & R Paper Supply Inc. | 130-9329 | | 14,908.03 |
| 5002050565 | 01/18/2022 | Paradise Chevrolet | 010-4300 | | 535.30 |
| 5002050566 | 01/18/2022 | Pioneer Healthcare Service | 010-5100 | | 8,840.00 |
| 5002050567 | 01/18/2022 | Prime Masonry Materials | 010-4300 | | 1,651.34 |
| 5002050568 | 01/18/2022 | Project Wisdom | 010-5300 | | 539.00 |
| 5002050569 | 01/18/2022 | Quinn Company | 010-5800 | | 357.56 |
| 5002050570 | 01/18/2022 | S.T.A.R Academy | 010-5800 | | 1,275.00 |
| 5002050571 | 01/18/2022 | School Specialty, LLC | 010-4300 | | 4,126.26 |
| 5002050572 | 01/18/2022 | Seaside Speech Therapy Inc. | 010-5100 | | 6,720.00 |
| 5002050573 | 01/18/2022 | Silvas Oil Company Inc | 010-4300 | | 6,355.96 |
| 5002050574 | 01/18/2022 | Soliant Health | 010-5800 | | 2,850.00 |
| 5002050575 | 01/18/2022 | Staples Technology Solution | 010-4300 | | 713.82 |
| 5002050576 | 01/18/2022 | TELENET VoIP, INC. | 216-6200 | | 690.00 |
| 5002050577 | 01/18/2022 | The Stepping Stones Group | 010-5800 | | 5,577.50 |
| 5002050578 | 01/18/2022 | Time Warner Cable | 010-5903 | | 1,199.78 |
| 5002050579 | 01/18/2022 | Traffic Technologies | 010-4300 | | 174.80 |
| 5002050580 | 01/18/2022 | Turf Star Inc | 010-4300 | | 143.98 |
| 5002050581 | 01/18/2022 | United Parcel Service | 010-5900 | | 36.00 |

The preceding Checks have been issued in accordance with the District's Policy and authorization of the Board of Trustees. It is recommended that the preceding Checks be approved.

ESCAPE ONLINE

Page 4 of 10

| Checks Dated 01/01/2022 through 01/31/2022 | | | | | |
|--|------------|--|-------------|-----------------|--------------|
| Check Number | Check Date | Pay to the Order of | Fund-Object | Expensed Amount | Check Amount |
| 5002050582 | 01/18/2022 | Western Exterminator | 010-5500 | | 222.60 |
| 5002050583 | 01/20/2022 | AALRR | 010-5200 | | 825.00 |
| 5002050584 | 01/20/2022 | AED Superstore | 010-4300 | | 947.22 |
| 5002050585 | 01/20/2022 | Airgas West | 010-5699 | | 63.15 |
| 5002050586 | 01/20/2022 | Amazon Capital Service | 010-4200 | 87.09 | |
| | | | 010-4300 | 4,825.33 | 4,912.42 |
| 5002050587 | 01/20/2022 | American Express Attn Payment Processing | 010-4300 | 2,529.74 | |
| | | | 010-5200 | 2,155.82 | |
| | | | 010-5211 | 2,504.45 | |
| | | | 010-5216 | 194.90 | |
| | | | 010-5218 | 2,214.37 | |
| | | | 010-5220 | 1,104.50 | |
| | | | 010-5300 | 102.00 | 10,805.78 |
| 5002050588 | 01/20/2022 | AramSCO Inc. | 010-4300 | | 17,258.48 |
| 5002050589 | 01/20/2022 | Aswell Trophy | 010-4300 | | 38.18 |
| 5002050590 | 01/20/2022 | Booklist | 010-5300 | | 169.50 |
| 5002050591 | 01/20/2022 | Bridging Voices-Uniendo Voces | 010-5800 | | 2,741.40 |
| 5002050592 | 01/20/2022 | California Wood Recycling | 010-5501 | | 63.36 |
| 5002050593 | 01/20/2022 | Gold Star Foods Inc | 130-5600 | 231.80 | |
| | | | 130-9321 | 45,842.05 | 46,073.85 |
| 5002050594 | 01/20/2022 | Arturo Jimenez Concrete Pumping | Reissued | | 4,040.00 * |
| | | Reissued on 02/09/2022 | | | |
| 5002050595 | 01/20/2022 | Jordano's | 130-9321 | | 33,718.62 |
| 5002050596 | 01/20/2022 | Kaplan Early Learning Company | 010-4200 | | 382.88 |
| 5002050597 | 01/20/2022 | Mobile Mini Inc | 010-5699 | | 317.68 |
| 5002050598 | 01/20/2022 | Office Depot | 010-4300 | | 104.48 |
| 5002050599 | 01/20/2022 | Parker Anderson Enrch Cntr LA | 010-5800 | | 16,800.00 |
| 5002050600 | 01/20/2022 | Shred-It USA | 010-5800 | | 73.93 |
| 5002050601 | 01/20/2022 | Stanley Steamer of Ventura | 010-5800 | | 611.00 |
| 5002050602 | 01/20/2022 | STAR of CA,ERA Ed | 010-5100 | | 28,561.83 |
| 5002050603 | 01/20/2022 | Therapy Travelers | 010-5100 | | 7,840.00 |
| 5002050604 | 01/24/2022 | Advantage Telecom | 010-5903 | | 112.79 |
| 5002050605 | 01/24/2022 | All City Mgmt Services, Inc. | 010-5800 | | 1,021.20 |
| 5002050606 | 01/24/2022 | Amazon Capital Service | 010-4200 | 668.67 | |
| | | | 010-4300 | 2,410.70 | |
| | | | 010-4400 | 1,670.43 | 4,749.80 |
| 5002050607 | 01/24/2022 | American Plastics Corp. | 010-4300 | 289.28 | |
| | | | Unpaid Tax | 3.99- | 285.29 |
| 5002050608 | 01/24/2022 | AramSCO Inc. | 010-4300 | | 1,670.96 |
| 5002050609 | 01/24/2022 | BDJtech | 010-4300 | 1,218.00 | |
| | | | 010-4400 | 1,685.63 | |
| | | | 010-5800 | 556.00 | 3,459.63 |
| 5002050610 | 01/24/2022 | California Weekly Explorer Inc | 010-5800 | | 864.99 |
| 5002050611 | 01/24/2022 | Castle Air Inc | 010-5600 | | 33,301.53 |
| 5002050612 | 01/24/2022 | City Of Oxnard | 010-5502 | | 18,318.24 |
| 5002050613 | 01/24/2022 | Crisis Prevention Institute | 010-4300 | | 2,717.67 |

The preceding Checks have been issued in accordance with the District's Policy and authorization of the Board of Trustees. It is recommended that the preceding Checks be approved.

Checks Dated 01/01/2022 through 01/31/2022

| Check Number | Check Date | Pay to the Order of | Fund-Object | Expensed Amount | Check Amount |
|--------------|------------|--|-------------|-----------------|--------------|
| 5002050614 | 01/24/2022 | Desoto Sales Inc | 010-4300 | | 19.34 |
| 5002050615 | 01/24/2022 | Dugmore & Duncan Of California | 010-4300 | | 1,167.30 |
| 5002050616 | 01/24/2022 | Dunn-Edwards Corp | 010-4300 | | 708.77 |
| 5002050617 | 01/24/2022 | Economy Lighting & Electric | 010-5800 | | 6,814.76 |
| 5002050618 | 01/24/2022 | Elemental Hardware Inc. | 010-5800 | | 141,750.00 |
| 5002050619 | 01/24/2022 | Ewing | 010-4300 | | 570.30 |
| 5002050620 | 01/24/2022 | FCG Environmental | 010-5600 | 797.50 | |
| | | | 010-5800 | 610.00 | 1,407.50 |
| 5002050621 | 01/24/2022 | Finish Line Paving Inc. | 010-5800 | | 15,715.00 |
| 5002050622 | 01/24/2022 | Ford of Ventura | 010-5600 | | 1,916.24 |
| 5002050623 | 01/24/2022 | Frontier Communications | 010-5903 | | 927.08 |
| 5002050624 | 01/24/2022 | GLS US | 010-5800 | | 169.83 |
| 5002050625 | 01/24/2022 | Newsem AG, Inc. DBA Greene Tre e Care | 010-5800 | | 1,900.00 |
| 5002050626 | 01/24/2022 | Harbor Freight Tools | 010-4300 | | 67.70 |
| 5002050627 | 01/24/2022 | Heinemann Library | 010-5800 | | 3,200.00 |
| 5002050628 | 01/24/2022 | Home Depot | 010-4300 | | 4,330.88 |
| 5002050629 | 01/24/2022 | Intermountain Lock & Security | 010-4300 | | 434.15 |
| 5002050630 | 01/24/2022 | Jordano's | 130-4400 | | 6,462.99 |
| 5002050631 | 01/24/2022 | Kwang Sung Lee DBA K & S Lawnmower | 010-4300 | 917.68 | |
| | | | 010-4400 | 1,447.55 | 2,365.23 |
| 5002050632 | 01/24/2022 | Main Electric Supply Company | 010-4300 | 12,575.20 | |
| | | | 010-6400 | 1,009.30 | 13,584.50 |
| 5002050633 | 01/24/2022 | McGraw-Hill Companies Inc | 010-4100 | | 1,742.17 |
| 5002050634 | 01/24/2022 | MOXI, The Wolf Museum of Exploration & Innovation | 010-5800 | | 276.00 |
| 5002050635 | 01/24/2022 | Pat-Chem Laboratories | 010-5800 | | 270.00 |
| 5002050636 | 01/24/2022 | 19six Architects | 216-6200 | | 3,876.25 |
| 5002050637 | 01/24/2022 | Port Hueneme Marine Supply Co | 010-4300 | | 602.55 |
| 5002050638 | 01/24/2022 | Push Play PE | 010-5800 | | 24,000.00 |
| 5002050639 | 01/24/2022 | Colbi Technologies | 010-5800 | | 7,500.00 |
| 5002050640 | 01/24/2022 | Quill Corporation | 010-4300 | | 457.05 |
| 5002050641 | 01/24/2022 | So Ca Edison Co | 010-5506 | | 49,610.73 |
| 5002050642 | 01/24/2022 | State Of California (DOJ) Dept of Justice Acctg Office | 010-5800 | | 416.00 |
| 5002050643 | 01/24/2022 | U.S. Bank Corporate Payment Systems | 010-4200 | 57.24 | |
| | | | 010-4300 | 2,435.59 | |
| | | | 010-5200 | 945.00 | 3,437.83 |
| 5002050644 | 01/24/2022 | Uline | 010-4300 | 380.03 | |
| | | | 010-4400 | 1,927.15 | 2,307.18 |
| 5002050645 | 01/24/2022 | Ventura County Schools Self-Funding Authority | 010-5400 | | 446,424.50 |
| 5002050646 | 01/24/2022 | Virco Mfg Corp | 010-4300 | | 6,473.51 |
| 5002050647 | 01/24/2022 | Waisman Construction | 216-6200 | | 18,319.53 |
| 5002050648 | 01/24/2022 | Western Psychological Services | 010-4300 | | 6,417.92 |

The preceding Checks have been issued in accordance with the District's Policy and authorization of the Board of Trustees. It is recommended that the preceding Checks be approved.

ESCAPE ONLINE

Page 6 of 10

Checks Dated 01/01/2022 through 01/31/2022

| Check Number | Check Date | Pay to the Order of | Fund-Object | Expensed Amount | Check Amount |
|--------------|------------|---|-------------|-----------------|--------------|
| 5002050649 | 01/25/2022 | Jasso, Maria | 010-4300 | | 75.32 |
| 5002050650 | 01/25/2022 | Guillen, Marisol | 010-4300 | | 536.79 |
| 5002050651 | 01/25/2022 | Verardo, Krista M | 010-5200 | 179.00 | |
| | | | 010-5800 | 59.99 | 238.99 |
| 5002050652 | 01/25/2022 | Ontiveros, Audrey | 010-4300 | | 28.68 |
| 5002050653 | 01/25/2022 | Leal, Tonya | 010-4300 | | 99.00 |
| 5002050654 | 01/25/2022 | Perez, Felicitas | 010-4300 | | 177.44 |
| 5002050655 | 01/25/2022 | Amplified IT, LLC | 010-5200 | 350.00 | |
| | | | 010-5300 | 1,500.00 | 1,850.00 |
| 5002050656 | 01/25/2022 | Aramsco Inc. | 010-4300 | | 1,594.96 |
| 5002050657 | 01/25/2022 | BDJtech | 010-4300 | 2,095.69 | |
| | | | 010-4400 | 3,099.38 | |
| | | | 010-5800 | 1,632.82 | 6,827.89 |
| 5002050658 | 01/25/2022 | CA Dept of Tax & Fee Admin | 010-9552 | 8,483.28 | |
| | | | 216-9552 | 1,780.32 | |
| | | | 250-9552 | 63.40 | 10,327.00 |
| 5002050659 | 01/25/2022 | Carnitas El Brother Mexican Grill | 010-4300 | | 216.37 |
| 5002050660 | 01/25/2022 | California Lutheran University Calif. Reading & Literature | 010-5200 | | 3,750.00 |
| 5002050661 | 01/25/2022 | Demco Inc | 010-4300 | | 2,132.21 |
| 5002050662 | 01/25/2022 | E.J.Harrison & Sons Inc. | 010-5501 | | 9,926.09 |
| 5002050663 | 01/25/2022 | EatWell Consulting | 010-5200 | | 1,170.00 |
| 5002050664 | 01/25/2022 | Home Depot | 010-4300 | | 6,130.43 |
| 5002050665 | 01/25/2022 | Kwang Sung Lee DBA K & S Lawnmower | 010-4300 | 195.64 | |
| | | | 010-5600 | 189.01 | 384.65 |
| 5002050666 | 01/25/2022 | LA libreria | 010-4200 | | 602.42 |
| 5002050667 | 01/25/2022 | Lakeshore Learning Materials | 010-4300 | | 87.36 |
| 5002050668 | 01/25/2022 | NV5 | 216-6200 | | 1,690.00 |
| 5002050669 | 01/25/2022 | Office Depot | 010-4300 | | 53.20 |
| 5002050670 | 01/25/2022 | 19six Architects | 216-6200 | | 135.00 |
| 5002050671 | 01/25/2022 | Quill Corporation | 010-4300 | | 393.19 |
| 5002050672 | 01/25/2022 | ReadyRefresh by Nestle | 010-4300 | 275.08 | |
| | | | 130-4300 | 54.61 | 329.69 |
| 5002050673 | 01/25/2022 | RosettaStone | 010-4300 | | 1,072.50 |
| 5002050674 | 01/25/2022 | School Services of California | 010-5800 | | 4,080.00 |
| 5002050675 | 01/25/2022 | School Specialty, LLC | 010-4300 | | 1,504.67 |
| 5002050676 | 01/25/2022 | SmartDeploy | 010-5800 | | 300.00 |
| 5002050677 | 01/25/2022 | So Ca Gas Company | 010-5507 | | 10,246.60 |
| 5002050678 | 01/25/2022 | Uline | 010-4300 | | 1,284.70 |
| 5002050679 | 01/25/2022 | United Parcel Service | 010-5900 | | 36.00 |
| 5002050680 | 01/25/2022 | Unity School Bus Parts | 010-4300 | | 1,209.60 |
| 5002050681 | 01/25/2022 | VCOE | 010-5200 | | 480.00 |
| 5002050682 | 01/25/2022 | Ventura County Auto Suppy | 010-4300 | | 217.10 |
| 5002050683 | 01/27/2022 | A-Z Bus Sales | 010-4300 | 115.77 | |
| | | | 010-5600 | 4,214.82 | 4,330.59 |
| 5002050684 | 01/27/2022 | Addison Behavioral Resources | 010-5800 | | 4,175.96 |

The preceding Checks have been issued in accordance with the District's Policy and authorization of the Board of Trustees. It is recommended that the preceding Checks be approved.

ESCAPE ONLINE

Page 7 of 10

Checks Dated 01/01/2022 through 01/31/2022

| Check Number | Check Date | Pay to the Order of | Fund-Object | Expensed Amount | Check Amount |
|--------------|------------|---|-------------|-----------------|--------------|
| 5002050685 | 01/27/2022 | Wilivaldo Izazaga DBA ALWI Pest Control | 010-5500 | | 1,955.00 |
| 5002050686 | 01/27/2022 | Ambriz Trucking Son Inc. | 010-4300 | | 3,513.28 |
| 5002050687 | 01/27/2022 | Assistance League School | 010-5100 | | 13,800.00 |
| 5002050688 | 01/27/2022 | Bridging Voices-Uniendo Voces | 010-5800 | | 2,812.80 |
| 5002050689 | 01/27/2022 | Captive-Aire Systems, Inc. | 010-5800 | | 2,790.21 |
| 5002050690 | 01/27/2022 | Castle Air Inc | 010-5600 | | 25,211.50 |
| 5002050691 | 01/27/2022 | Coastal Pipco | 010-4300 | | 1,547.13 |
| 5002050692 | 01/27/2022 | Dex Imaging | 010-4300 | | 4,383.28 |
| 5002050693 | 01/27/2022 | Evangelina Levine DBA Eden Embroidered Uniforms | 010-4300 | | 313.14 |
| 5002050694 | 01/27/2022 | First Book | Cancelled | | 499.05 * |
| | | Cancelled on 02/02/2022 | | | |
| 5002050695 | 01/27/2022 | Carlos A. Flores | 010-5800 | | 12,000.00 |
| 5002050696 | 01/27/2022 | Green Thumb International Hardware & Nursery | 010-4400 | 2,087.98 | |
| | | | Unpaid Tax | 19.20- | 2,068.78 |
| 5002050697 | 01/27/2022 | Standard Plumbing Supply Co | 010-4300 | | 33.02 |
| 5002050698 | 01/27/2022 | Heinemann | 010-4300 | | 156.11 |
| 5002050699 | 01/27/2022 | Main Electric Supply Company | 010-4300 | | 27.27 |
| 5002050700 | 01/27/2022 | Mobile Mini Inc | 010-5699 | | 97.32 |
| 5002050701 | 01/27/2022 | Monet Construction, Inc. | 010-6200 | | 329,433.88 |
| 5002050702 | 01/27/2022 | Oxnard Pipe & Supply | 010-4300 | | 402.02 |
| 5002050703 | 01/27/2022 | Pitney Bowes Inc Reserve Account | 010-5900 | | 15,000.00 |
| 5002050704 | 01/27/2022 | Quinn Company | 010-5800 | 312.73 | |
| | | | 010-6400 | 10,847.82 | 11,160.55 |
| 5002050705 | 01/27/2022 | School Specialty, LLC | 010-4300 | 298.22 | |
| | | | 010-4400 | 425.73 | 723.95 |
| 5002050706 | 01/27/2022 | Silvas Oil Company Inc | 010-4300 | | 3,777.53 |
| 5002050707 | 01/27/2022 | Soliant Health | 010-5800 | | 1,615.00 |
| 5002050708 | 01/27/2022 | Staples Advantage | 010-4300 | | 180.45 |
| 5002050709 | 01/27/2022 | Tax Deferred Solutions | 010-9533 | 181,296.26 | |
| | | | 010-9539 | 1,050.00 | 182,346.26 |
| 5002050710 | 01/27/2022 | The Stepping Stones Group | 010-5100 | 2,628.51 | |
| | | | 010-5800 | 1,687.99 | 4,316.50 |
| 5002050711 | 01/27/2022 | Uline | 010-4300 | | 635.53 |
| 5002050712 | 01/27/2022 | Vanaman German LLP | 010-5815 | | 8,000.00 |
| 5002050713 | 01/27/2022 | VCOE | 010-5100 | | 33,381.47 |
| 5002050714 | 01/27/2022 | VCOE | 010-5100 | | 28,146.56 |
| 5002050715 | 01/27/2022 | Ventura County Auto Suppy | 010-4300 | | 176.04 |
| 5002050716 | 01/27/2022 | Waisman Construction | 216-6200 | | 187,108.20 |
| 5002050717 | 01/27/2022 | Wayfair | 010-4300 | | 272.53 |
| 5002050718 | 01/31/2022 | Donna Davis | 010-8699 | | 4,283.64 |
| 5002050719 | 01/31/2022 | Vitalina Rodriguez | 010-8699 | | 6,945.47 |
| 5002050720 | 01/31/2022 | Camarena, Susan | 010-5800 | | 99.00 |
| 5002050721 | 01/31/2022 | Marsh, Kelly | 010-5200 | | 40.00 |
| 5002050722 | 01/31/2022 | Watson, Donna R | 010-4300 | | 12.54 |

The preceding Checks have been issued in accordance with the District's Policy and authorization of the Board of Trustees. It is recommended that the preceding Checks be approved.

ESCAPE ONLINE

Page 8 of 10

Checks Dated 01/01/2022 through 01/31/2022

| Check Number | Check Date | Pay to the Order of | Fund-Object | Expensed Amount | Check Amount |
|--------------|------------|---------------------------------------|-------------------------------|-----------------|---------------------|
| 5002050723 | 01/31/2022 | Lapointe-Arkangel, Nicole | 010-4300 | | 200.00 |
| 5002050724 | 01/31/2022 | Ortiz, Maria | 010-5200 | | 6.72 |
| 5002050725 | 01/31/2022 | Robertson, Jerilyn | 010-5200 | | 46.31 |
| 5002050726 | 01/31/2022 | Gomez-Perez, Lucila F | 010-4300 | | 156.48 |
| 5002050727 | 01/31/2022 | Ontiveros, Audrey | 010-4300 | | 116.46 |
| 5002050728 | 01/31/2022 | Bruno, Darlene | 010-5218 | | 26.33 |
| 5002050729 | 01/31/2022 | Aipa, Raven G | 010-4300 | | 48.92 |
| 5002050730 | 01/31/2022 | Carino, Joanna S | 130-4300 | 214.96 | |
| | | | 130-4711 | 150.18 | |
| | | | 130-4791 | 65.98 | |
| | | | 130-5200 | 123.92 | 555.04 |
| 5002050731 | 01/31/2022 | Alcantar, Mirta | 010-4300 | | 180.84 |
| 5002050732 | 01/31/2022 | Walker, Christine | 010-5211 | | 115.20 |
| 5002050733 | 01/31/2022 | Perez-Garcia, Leticia | 010-4300 | | 147.53 |
| 5002050734 | 01/31/2022 | Balasa, Aaren | 010-4300 | | 37.85 |
| 5002050735 | 01/31/2022 | Shuman, Edelmira | 010-4300 | | 158.88 |
| 5002050736 | 01/31/2022 | Grange, Branden | 010-4300 | | 101.89 |
| 5002050737 | 01/31/2022 | Byers, Kelly L | 010-4300 | | 300.00 |
| 5002050738 | 01/31/2022 | Nemtsov, Rachel | 010-5200 | 245.28 | |
| | | | 010-5800 | 110.00 | 355.28 |
| 5002050739 | 01/31/2022 | Brumwell, Stevie | 010-5200 | | 41.50 |
| 5002050740 | 01/31/2022 | Vaca, Anthony G | 010-4300 | | 5.44 |
| 5002050741 | 01/31/2022 | Comstock, Leslie | 010-5200 | | 41.50 |
| 5002050742 | 01/31/2022 | Sutherland, Shannon H | 010-5200 | | 41.50 |
| 5002050743 | 01/31/2022 | Amazon Capital Service | 010-4200 | 584.42 | |
| | | | 010-4300 | 5,869.76 | 6,454.18 |
| 5002050744 | 01/31/2022 | Antonio Jose Rivera | 010-5800 | | 12,600.00 |
| 5002050745 | 01/31/2022 | Aramsco Inc. | 010-4300 | 914.23 | |
| | | | 010-4400 | 3,261.41 | 4,175.64 |
| 5002050746 | 01/31/2022 | City Of Pt Hueneme Attn Finance Dept. | 010-5800 | | 11,557.75 |
| 5002050747 | 01/31/2022 | CyberCopy Inc. | 010-4300 | | 337.00 |
| 5002050748 | 01/31/2022 | EdTheory | 010-5800 | | 4,524.00 |
| 5002050749 | 01/31/2022 | Federal Express | 010-5900 | | 125.88 |
| 5002050750 | 01/31/2022 | Standard Plumbing Supply Co | 010-4300 | | 4.09 |
| 5002050751 | 01/31/2022 | Maad Graphics | 010-4300 | | 1,099.06 |
| 5002050752 | 01/31/2022 | MCI Comm Service | 010-5903 | | 36.67 |
| 5002050753 | 01/31/2022 | NV5 | 216-6200 | | 895.00 |
| 5002050754 | 01/31/2022 | ProCare Therapy | 010-5800 | | 8,146.25 |
| 5002050755 | 01/31/2022 | So Ca Gas Company | 010-5507 | | 1,840.76 |
| 5002050756 | 01/31/2022 | Soliant Health | 010-5800 | | 2,850.00 |
| 5002050757 | 01/31/2022 | United Parcel Service | 010-5900 | | 36.00 |
| 5002050758 | 01/31/2022 | VCOE | 010-5800 | | 4,320.00 |
| 5002050759 | 01/31/2022 | Ventura County Auto Suppy | 010-4300 | | 357.65 |
| | | | Total Number of Checks | 342 | 2,712,416.28 |

The preceding Checks have been issued in accordance with the District's Policy and authorization of the Board of Trustees. It is recommended that the preceding Checks be approved.

ESCAPE ONLINE

Page 9 of 10

Checks Dated 01/01/2022 through 01/31/2022

| Check Number | Check Date | Pay to the Order of | Fund-Object | Expensed Amount | Check Amount |
|--------------|------------|---------------------|--------------|-----------------|--------------|
| | | Count | Amount | | |
| Cancel | | 2 | 699.81 | | |
| Reissue | | 1 | 4,040.00 | | |
| Net Issue | | | 2,707,676.47 | | |

Fund Recap

| Fund | Description | Check Count | Expensed Amount |
|------|--------------------------------|-------------|---------------------|
| 010 | General Fund | 317 | 2,300,876.35 |
| 130 | Cafeteria Fund | 10 | 136,194.15 |
| 216 | Measure B Building Fund | 14 | 270,440.55 |
| 250 | Capital Facilities Fund | 1 | 63.40 |
| 510 | Bond Interest and Redemption F | 1 | 500.00 |
| | Total Number of Checks | 340 | 2,708,074.45 |
| | Less Unpaid Tax Liability | | 397.98- |
| | Net (Check Amount) | | 2,707,676.47 |

The preceding Checks have been issued in accordance with the District's Policy and authorization of the Board of Trustees. It is recommended that the preceding Checks be approved.

ESCAPE ONLINE

HUENEME ELEMENTARY SCHOOL DISTRICT

BOARD AGENDA ITEM: REPORT OF MISCELLANEOUS INCOME FOR
JANUARY 2022

BOARD MEETING DATE: February 28, 2022

FROM: Patricia Marshall, Chief Business Official
Dr. Christine Walker, Superintendent

STAFF COMMENTRECOMMENDATION

For information only

BACKGROUND

The monthly miscellaneous income report is a summary of funds received in the district office and transmitted to the Ventura County Office of Education for deposit into the various funds of the district at the County Treasury.

The January report reflects the receipt of \$1,439,073.82 as follows:

| | Description | Amount |
|--|----------------------|----------------|
| | General Fund | \$290,498.65 |
| | Cafeteria Fund | \$1,148,575.17 |
| | Measure B Bldg. Fund | \$0 |
| | Developer Fee Fund | \$0 |
| | Student Funds | \$0 |
| | Totals | \$1,439,073.82 |

| COUNTY - County Account | | | | | | | | | | | |
|-------------------------|---|------------------------------------|----------|--------------|--------------|----------------------|------------|-----|------------|------------------------------|----------------|
| Receipt Id | Receipt Status | Customer | Batch Id | Receipt Type | Receipt Date | Customer Reference # | Invoice # | Loc | Deposit Id | Comment | Receipt Amount |
| DP22-0000736 | Posted | (000174) Evangelina Fajardo | 1421 | Cash | 01/01/22 | | AR22-00406 | | cr168999 | OCT - DEC 2021 EVANGELIN | 423.00 |
| (022204) | 010- 9537- | - - - - - | - | - | | 423.00 | | | | | |
| DP22-0000737 | Posted | (005463) Carlo Logan | 1421 | Check | 01/01/22 | 8214 | AR22-00423 | 01 | cr168999 | JAN - MAR 2022 CARLO LOC | 71.00 |
| (022204) | 010- 9537- | - - - - - | - | - | | 71.00 | | | | | |
| DP22-0000738 | Posted | (711709) First Five Ventura County | 1421 | Check | 01/01/22 | 012958 | AR22-00427 | | cr168999 | FINGERPRINT & BACKGROU | 988.00 |
| (011136) | 010- 8699- 0000- 0- 0000- 0000- 000- 000- 0000- 0 | | | | | 988.00 | | | | | |
| DP22-0000739 | Posted | (711020) CSEA | Esj 1421 | Check | 01/01/22 | 487611 | AR22-00223 | | cr168999 | RELEASE TIME - PO 10897 (| 300.49 |
| (032459) | 010- 8699- 0000- 0- 0000- 0000- 000- 000- CSEA- 0 | | | | | 300.49 | | | | | |
| DP22-0000740 | Posted | (711776) Sally Keevy | 1421 | Check | 01/01/22 | 2775465363 | AR22-00270 | 01 | cr168999 | OCT - DEC 2021 SALLY KEE | 141.00 |
| (022204) | 010- 9537- | - - - - - | - | - | | 141.00 | | | | | |
| DP22-0000741 | Posted | (711594) Elna Ranson | 1421 | Check | 01/01/22 | 5378 | AR22-00356 | 01 | cr168999 | OCT - DEC 2021 ELNA RANS | 71.00 |
| (022204) | 010- 9537- | - - - - - | - | - | | 71.00 | | | | | |
| DP22-0000742 | Posted | (701405) Ventura County Schools | 1421 | Check | 01/01/22 | 45405 | | | cr168999 | W/C - J. REYNOSO 11/24/21- | 754.62 |
| (041845) | 130- 2200- 5310- 0- 0000- 3700- 280- 560- 0000- 6 | | | | | 754.62 | | | | | |
| DP22-0000743 | Posted | (701405) Ventura County Schools | 1421 | Check | 01/01/22 | 45238 | | | cr168999 | W/C - S. PITONES 11/18/21-1 | 1,352.30 |
| (007267) | 010- 2200- 8150- 0- 0000- 8220- 000- 545- 0000- 6 | | | | | 1,352.30 | | | | | |
| DP22-0000744 | Posted | (701405) Ventura County Schools | 1421 | Check | 01/01/22 | 45339 | | | cr168999 | W/C - D. ABESON 11/23/21-1 | 1,556.10 |
| (007345) | 010- 2400- 0000- 0- 0000- 2700- 000- 100- 0000- 6 | | | | | 1,556.10 | | | | | |
| DP22-0000745 | Posted | (701405) Ventura County Schools | 1421 | Check | 01/01/22 | 45280 | | | cr168999 | W/C - G. BAUTISTA 11/19/21 | 1,444.70 |
| (007266) | 010- 2200- 0000- 0- 0000- 8210- 000- 540- 0000- 6 | | | | | 1,444.70 | | | | | |
| DP22-0000746 | Posted | (701405) Ventura County Schools | 1421 | Check | 01/01/22 | 45241 | | | cr168999 | W/C - S. MARTINEZ 11/18/21 | 1,096.72 |
| (019514) | 010- 2100- 3310- 0- 5770- 1111- 000- 320- 0000- 6 | | | | | 1,096.72 | | | | | |
| DP22-0000747 | Posted | (701405) Ventura County Schools | 1421 | Check | 01/01/22 | 45464 | | | cr168999 | W/C - G. LUCIO 12/03/21-12/1 | 325.56 |
| (007266) | 010- 2200- 0000- 0- 0000- 8210- 000- 540- 0000- 6 | | | | | 325.56 | | | | | |
| DP22-0000748 | Posted | (701405) Ventura County Schools | 1421 | Check | 01/01/22 | 45463 | | | cr168999 | W/C - G. LUCIO 11/25/21-12/1 | 813.94 |
| (007266) | 010- 2200- 0000- 0- 0000- 8210- 000- 540- 0000- 6 | | | | | 813.94 | | | | | |
| DP22-0000749 | Posted | (000175) Lydia Hernandez | 1421 | Check | 01/01/22 | 202 | AR22-00069 | 00 | cr168999 | JULY - SEPT 2021 LYDIA HE | 462.00 |
| (022204) | 010- 9537- | - - - - - | - | - | | 462.00 | | | | | |
| DP22-0000750 | Posted | (711336) Hueneme Elementary Scl | 1421 | Cash | 01/01/22 | | | | cr168999 | DONATION - UCLA FIELD TF | 380.00 |
| (011147) | 010- 8699- 0000- 0- 0000- 0000- 220- 000- D000- 0 | | | | | 380.00 | | | | | |
| DP22-0000751 | Posted | (711331) Beach Elementary Schoo | 1421 | Check | 01/01/22 | 1964 | | | cr168999 | DONATION - SCIENCE CAMI | 1,000.00 |
| (011142) | 010- 8699- 0000- 0- 0000- 0000- 120- 000- D000- 0 | | | | | 1,000.00 | | | | | |

* On Hold

Selection Sorted by Receipt Id, Filtered by (Org = 602, Starting Receipt Date = 1/1/2022, Ending Receipt Date = 1/31/2022, User Created = N, On Hold? = Y, No Invoice = Y, Accounts? = Y, Recap = O, Sort/Group =)

ESCAPE ONLINE

| COUNTY - County Account | | | | | | | | | | | | |
|-------------------------|---|------------------------------------|----------|--------------|--------------|----------------------|------------|-----|------------|-----------------------------|----------------|--|
| Receipt Id | Receipt Status | Customer | Batch Id | Receipt Type | Receipt Date | Customer Reference # | Invoice # | Loc | Deposit Id | Comment | Receipt Amount | |
| DP22-0000752 | Posted | (700877) Evangeline Urias | 1422 | Check | 01/01/22 | 200 | AR22-00360 | 01 | cr168999 | OCT - DEC 2021 EVANGELIN | 141.00 | |
| (022204) | 010- 9537- | - - - - - | - | - | | 141.00 | | | | | | |
| DP22-0000753 | Posted | (000217) Anna Hernandez | 1422 | Check | 01/01/22 | 3750 | AR22-00411 | | cr168999 | OCT - DEC 2021 ANNA HERI | 423.00 | |
| (022204) | 010- 9537- | - - - - - | - | - | | 423.00 | | | | | | |
| DP22-0000754 | Posted | (000172) Winnie Dean | 1422 | Check | 01/01/22 | 199 | AR22-00402 | | cr168999 | OCT - DEC 2021 WINNIE DE. | 213.00 | |
| (022204) | 010- 9537- | - - - - - | - | - | | 213.00 | | | | | | |
| DP22-0000755 | Posted | (000140) Jose Gonzalez | 1422 | Check | 01/01/22 | 3828 | AR22-00319 | 01 | cr168999 | OCT - DEC 2021 JOSE GONZ | 423.00 | |
| (022204) | 010- 9537- | - - - - - | - | - | | 423.00 | | | | | | |
| DP22-0000756 | Posted | (711111) Child Development Resor | 1422 | Check | 01/01/22 | 690635 | AR21-00841 | 01 | cr168999 | PRE K - MEALS JUNE 2021 | 1,536.30 | |
| (041744) | 130- 8634- 5310- 0- 0000- 0000- 100- 000- 2500- 0 | | | | | .00 | | | | | | |
| (041748) | 130- 8634- 5310- 0- 0000- 0000- 180- 000- 2500- 0 | | | | | .00 | | | | | | |
| (041751) | 130- 8634- 5310- 0- 0000- 0000- 240- 000- 2500- 0 | | | | | .00 | | | | | | |
| (041752) | 130- 8634- 5310- 0- 0000- 0000- 260- 000- 2500- 0 | | | | | .00 | | | | | | |
| (041753) | 130- 8634- 5310- 0- 0000- 0000- 280- 000- 2500- 0 | | | | | .00 | | | | | | |
| (012583) | 130- 9200- 5310- 0- | - - - - - | - | - | | 1,536.30 | | | | | | |
| DP22-0000757 | Posted | (701503) State Of California | 1422 | Check | 01/01/22 | 60-23075 | AR22-00419 | | cr168999 | STATE MEAL REIMB SEP 20 | 43,002.71 | |
| (041711) | 130- 8520- 5310- 0- 0000- 0000- 100- 000- 0000- 0 | | | | | 2,302.71 | | | | | | |
| (041712) | 130- 8520- 5310- 0- 0000- 0000- 120- 000- 0000- 0 | | | | | 655.82 | | | | | | |
| (041713) | 130- 8520- 5310- 0- 0000- 0000- 140- 000- 0000- 0 | | | | | 7,925.08 | | | | | | |
| (041714) | 130- 8520- 5310- 0- 0000- 0000- 160- 000- 0000- 0 | | | | | 7,947.69 | | | | | | |
| (041715) | 130- 8520- 5310- 0- 0000- 0000- 180- 000- 0000- 0 | | | | | 3,510.40 | | | | | | |
| (041716) | 130- 8520- 5310- 0- 0000- 0000- 200- 000- 0000- 0 | | | | | 7,387.64 | | | | | | |
| (041717) | 130- 8520- 5310- 0- 0000- 0000- 220- 000- 0000- 0 | | | | | 1,197.50 | | | | | | |
| (041718) | 130- 8520- 5310- 0- 0000- 0000- 240- 000- 0000- 0 | | | | | 4,825.77 | | | | | | |
| (041719) | 130- 8520- 5310- 0- 0000- 0000- 260- 000- 0000- 0 | | | | | 2,202.73 | | | | | | |
| (041720) | 130- 8520- 5310- 0- 0000- 0000- 280- 000- 0000- 0 | | | | | 2,409.16 | | | | | | |
| (041721) | 130- 8520- 5310- 0- 0000- 0000- 300- 000- 0000- 0 | | | | | 2,638.21 | | | | | | |
| DP22-0000758 | Posted | (711709) First Five Ventura County | 1422 | Check | 01/01/22 | 012931 | AR22-00222 | | cr168999 | DEC 2021 CLASSROOM LEA | 500.00 | |
| (011131) | 010- 8650- 0000- 0- 0000- 0000- 000- 000- 0000- 0 | | | | | 500.00 | | | | | | |
| DP22-0000759 | Posted | (000219) Mari Blaise Donovan | 1422 | Check | 01/01/22 | 30000 | AR22-00403 | 01 | cr168999 | OCT - DEC 2021 MARI BLAIS | 176.00 | |
| (022204) | 010- 9537- | - - - - - | - | - | | 176.00 | | | | | | |
| DP22-0000760 | Posted | (701405) Ventura County Schools | 1422 | Check | 01/01/22 | 44785 | | | cr168999 | W/C - S. PITONES 11/04/21-1 | 1,352.30 | |
| (007267) | 010- 2200- 8150- 0- 0000- 8220- 000- 545- 0000- 6 | | | | | 1,352.30 | | | | | | |
| DP22-0000761 | Posted | (701405) Ventura County Schools | 1422 | Check | 01/01/22 | 44591 | | | cr168999 | W/C - G. LUCIO 10/28/21-11/ | 1,424.40 | |
| (007266) | 010- 2200- 0000- 0- 0000- 8210- 000- 540- 0000- 6 | | | | | 1,424.40 | | | | | | |

* On Hold

Selection Sorted by Receipt Id, Filtered by (Org = 602, Starting Receipt Date = 1/1/2022, Ending Receipt Date = 1/31/2022, User Created = N, On Hold? = Y, No Invoice = Y, Accounts? = Y, Recap = O, Sort/Group =)

ESCAPE ONLINE

| COUNTY - County Account | | | | | | | | | | | |
|---------------------------|----------------|---|----------|--------------|--------------|-----------------------|------------|-----|------------|------------------------------|----------------|
| Receipt Id | Receipt Status | Customer | Batch Id | Receipt Type | Receipt Date | Customer Reference # | Invoice # | Loc | Deposit Id | Comment | Receipt Amount |
| DP22-0000762 (041855) | Posted | (701405) Ventura County Schools 130- 2200- 5310- 0- 0000- 3700- 300- 560- 0000- 6 | 1422 | Check | 01/01/22 | 44635 1,400.18 | | | cr168999 | W/C - M. CEJA 10/29/21-11/1 | 1,400.18 |
| DP22-0000763 (027018) | Posted | (701405) Ventura County Schools 010- 1100- 0000- 0- 1110- 1000- 180- 100- 0000- 1 | 1422 | Check | 01/01/22 | 44704 2,712.62 | | | cr168999 | W/C - L. ORTIZ 11/02/21-11/1 | 2,712.62 |
| DP22-0000764 (047880) | Posted | (701405) Ventura County Schools 010- 8699- 0000- 0- 0000- 0000- 000- 000- 0171- 0 | 1422 | Check | 01/01/22 | 004003 14,199.58 | | | cr168999 | CLAIM# GHC0034644 01/21/ | 14,199.58 |
| DP22-0000765 (022204) | Posted | (000219) Mari Blaise Donovan 010- 9537- - - - - - - - - - | 1422 | Check | 01/01/22 | 30000 88.00 | AR22-00034 | | cr168999 | JUL - SEP 2021 MARI BLAISI | 88.00 |
| DP22-0000766 (011142) | Posted | (711331) Beach Elementary Schoo 010- 8699- 0000- 0- 0000- 0000- 120- 000- D000- 0 | 1422 | Check | 01/01/22 | 280501115 308.40 | | | cr168999 | USPS REFUND 11/01/21 | 308.40 |
| DP22-0000767 (011142) | Posted | (711331) Beach Elementary Schoo 010- 8699- 0000- 0- 0000- 0000- 120- 000- D000- 0 | 1422 | Check | 01/01/22 | 007298 3,000.00 | | | cr168999 | DONATION - WHOLE KIDS F | 3,000.00 |
| DP22-0000768 (011142) | Posted | (711331) Beach Elementary Schoo 010- 8699- 0000- 0- 0000- 0000- 120- 000- D000- 0 | 1422 | Check | 01/01/22 | 3538184 210.00 | | | cr168999 | DONATION - LIFETOUCH FA | 210.00 |
| DP22-0000769 (059571) | Posted | (711764) Hueneme School District 010- 8639- 8210- 0- 0000- 0000- 220- 000- 0000- 0 | 1423 | Electronic F | 01/03/22 | 1402-1410 179.00 | | | CR169479 | USB Xfr - NOV 2021 | 179.00 |
| DP22-0000770 (059566) | Posted | (711763) E.O. Green ASB 010- 8699- 8210- 0- 0000- 0000- 160- 000- 0000- 0 | 1423 | Electronic F | 01/03/22 | 1162-1410 1,156.03 | | | CR169479 | ASB Xfr - DEC 2021 | 1,156.03 |
| DP22-0000771 (022204) | Posted | (710525) Frances Hruska 010- 9537- - - - - - - - - - | 1424 | Check | 01/03/22 | 283 186.00 | AR22-00370 | 01 | CR169479 | OCT - DEC 2021 FRANCES H | 186.00 |
| DP22-0000772 (022204) | Posted | (700289) Maria Lopez 010- 9537- - - - - - - - - - | 1424 | Check | 01/03/22 | 3008 141.00 | AR22-00378 | | CR169479 | OCT - DEC 2021 MARIA LOP | 141.00 |
| DP22-0000773 (022204) | Posted | (712518) Susan Burres 010- 9537- - - - - - - - - - | 1424 | Check | 01/03/22 | 1159 71.00 | AR22-00367 | 01 | CR169479 | OCT - DEC 2021 SUSAN BUF | 71.00 |
| DP22-0000774 (022204) | Posted | (712518) Susan Burres 010- 9537- - - - - - - - - - | 1424 | Check | 01/03/22 | 1159 35.00 | AR22-00445 | 01 | CR169479 | JAN - MAR 2022 SUSAN BUF | 35.00 |
| DP22-0000775 (022204) | Posted | (713338) Marsha Brumana 010- 9537- - - - - - - - - - | 1424 | Check | 01/03/22 | 2269 141.00 | AR22-00288 | | CR169479 | OCT - DEC 2021 MARSHA BI | 141.00 |
| DP22-0000776 (011136) | Posted | (711709) First Five Ventura County 010- 8699- 0000- 0- 0000- 0000- 000- 000- 0000- 0 | 1424 | Check | 01/03/22 | 012974 104.00 | AR22-00427 | | CR169479 | FINGERPRINT & BACKGROU | 104.00 |
| DP22-0000777 (011131) | Posted | (711709) First Five Ventura County 010- 8650- 0000- 0- 0000- 0000- 000- 000- 0000- 0 | 1424 | Check | 01/03/22 | 012974 500.00 | AR22-00222 | | CR169479 | JAN 22 CLASSROOM LEASE | 500.00 |

* On Hold

Selection Sorted by Receipt Id, Filtered by (Org = 602, Starting Receipt Date = 1/1/2022, Ending Receipt Date = 1/31/2022, User Created = N, On Hold? = Y, No Invoice = Y, Accounts? = Y, Recap = O, Sort/Group =)

ESCAPE ONLINE

| COUNTY - County Account | | | | | | | | | | | |
|-------------------------|--|----------------------------------|----------|--------------|--------------|----------------------|------------|-----|------------|-----------------------------|----------------|
| Receipt Id | Receipt Status | Customer | Batch Id | Receipt Type | Receipt Date | Customer Reference # | Invoice # | Loc | Deposit Id | Comment | Receipt Amount |
| DP22-0000794 | Posted | (711597) Vi Escobedo | 1425 | Check | 01/19/22 | 0065755444 | AR22-00449 | 01 | CR169479 | JAN - MAR 2022 VIOLET ESC | 890.00 |
| (022204) | 010-9537- | - - - - - | - | - | | 890.00 | | | | | |
| DP22-0000795 | Posted | (710606) Bernabe Simon | 1425 | Check | 01/19/22 | 7424304562 | AR22-00450 | 01 | CR169479 | JAN - MAR 2022 BERNABE S | 192.00 |
| (022204) | 010-9537- | - - - - - | - | - | | 192.00 | | | | | |
| DP22-0000796 | Posted | (000219) Mari Blaise Donovan | 1425 | Check | 01/19/22 | 30001 | AR22-00403 | 01 | CR169479 | OCT - DEC 2021 MARI BLAIS | 88.00 |
| (022204) | 010-9537- | - - - - - | - | - | | 88.00 | | | | | |
| DP22-0000797 | Posted | (710412) Linda Gonzales | 1425 | Check | 01/19/22 | 2520 | AR22-00451 | | CR169479 | JAN - MAR 2022 LINDA GON | 141.00 |
| (022204) | 010-9537- | - - - - - | - | - | | 141.00 | | | | | |
| DP22-0000798 | Posted | (712642) Olivia Owens | 1425 | Check | 01/19/22 | 2536 | AR22-00452 | 01 | CR169479 | JAN - MAR 2022 OLIVIA OWE | 423.00 |
| (022204) | 010-9537- | - - - - - | - | - | | 423.00 | | | | | |
| DP22-0000799 | Posted | (700877) Evangeline Urias | 1425 | Check | 01/19/22 | 218 | AR22-00360 | 01 | CR169479 | OCT - DEC 2021 EVANGELIN | 141.00 |
| (022204) | 010-9537- | - - - - - | - | - | | 141.00 | | | | | |
| DP22-0000800 | Posted | (712518) Susan Burre | 1425 | Check | 01/19/22 | 1161 | AR22-00445 | 01 | CR169479 | JAN - MAR 2022 SUSAN BUF | 106.00 |
| (022204) | 010-9537- | - - - - - | - | - | | 106.00 | | | | | |
| DP22-0000801 | Posted | (712929) Lorenzo Ramirez | 1425 | Check | 01/19/22 | 4970 | AR22-00355 | | CR169479 | OCT - DEC 2021 LORENZO F | 243.00 |
| (022204) | 010-9537- | - - - - - | - | - | | 243.00 | | | | | |
| DP22-0000802 | Posted | (003674) Linda Rosario | 1425 | Check | 01/19/22 | 745560305 | AR22-00453 | 01 | CR169479 | JAN - MAR 2022 LINDA ROS. | 141.00 |
| (022204) | 010-9537- | - - - - - | - | - | | 141.00 | | | | | |
| DP22-0000803 | Posted | (702406) Ruben Rosario | 1425 | Check | 01/19/22 | 745560310 | AR22-00454 | 01 | CR169479 | JAN - MAR 2022 RUBEN RO: | 141.00 |
| (022204) | 010-9537- | - - - - - | - | - | | 141.00 | | | | | |
| DP22-0000804 | Posted | (711111) Child Development Resou | 1425 | Check | 01/19/22 | 690950 | AR22-00441 | 01 | CR169479 | PRE-K Meals NOV 2021 | 8,075.25 |
| (041744) | 130-8634-5310-0-0000-0000-100-000-2500-0 | | | | | 1,188.55 | | | | | |
| (041748) | 130-8634-5310-0-0000-0000-180-000-2500-0 | | | | | 1,598.24 | | | | | |
| (041751) | 130-8634-5310-0-0000-0000-240-000-2500-0 | | | | | 1,803.36 | | | | | |
| (041752) | 130-8634-5310-0-0000-0000-260-000-2500-0 | | | | | 2,245.29 | | | | | |
| (041753) | 130-8634-5310-0-0000-0000-280-000-2500-0 | | | | | 1,239.81 | | | | | |
| DP22-0000805 | Posted | (712362) Catalyst Family Inc. | 1425 | Check | 01/19/22 | 1135508 | AR22-00001 | 01 | CR169479 | Pre-School Classroom Leases | 300.00 |
| (011131) | 010-8650-0000-0-0000-0000-000-000-0000-0 | | | | | 300.00 | | | | | |
| DP22-0000806 | Posted | (711111) Child Development Resou | 1425 | Check | 01/19/22 | 690893 | AR22-00431 | 01 | CR169479 | PRE K - MEALS OCT 2021 | 8,213.99 |
| (041744) | 130-8634-5310-0-0000-0000-100-000-2500-0 | | | | | 1,226.55 | | | | | |
| (041748) | 130-8634-5310-0-0000-0000-180-000-2500-0 | | | | | 1,736.48 | | | | | |
| (041751) | 130-8634-5310-0-0000-0000-240-000-2500-0 | | | | | 1,743.69 | | | | | |
| (041752) | 130-8634-5310-0-0000-0000-260-000-2500-0 | | | | | 2,194.53 | | | | | |
| (041753) | 130-8634-5310-0-0000-0000-280-000-2500-0 | | | | | 1,312.74 | | | | | |

* On Hold

Selection Sorted by Receipt Id, Filtered by (Org = 602, Starting Receipt Date = 1/1/2022, Ending Receipt Date = 1/31/2022, User Created = N, On Hold? = Y, No Invoice = Y, Accounts? = Y, Recap = O, Sort/Group =)

ESCAPE ONLINE

| COUNTY - County Account | | | | | | | | | | | |
|-------------------------|----------------|--|----------|--------------|--------------|----------------------|------------|-----|------------|-------------------------|----------------|
| Receipt Id | Receipt Status | Customer | Batch Id | Receipt Type | Receipt Date | Customer Reference # | Invoice # | Loc | Deposit Id | Comment | Receipt Amount |
| DP22-0000807 | Posted | (701503) State Of California | 1425 | Check | 01/19/22 | 60-536786 | AR22-00438 | | CR169479 | FED MEAL REIMB OCT 2021 | 663,144.67 |
| (041700) | | 130-8220-5310-0-0000-0000-100-000-0000-0 | | | | 36,397.00 | | | | | |
| (041701) | | 130-8220-5310-0-0000-0000-120-000-0000-0 | | | | 13,047.49 | | | | | |
| (041702) | | 130-8220-5310-0-0000-0000-140-000-0000-0 | | | | 149,520.51 | | | | | |
| (041703) | | 130-8220-5310-0-0000-0000-160-000-0000-0 | | | | 105,349.79 | | | | | |
| (041704) | | 130-8220-5310-0-0000-0000-180-000-0000-0 | | | | 51,170.83 | | | | | |
| (041705) | | 130-8220-5310-0-0000-0000-200-000-0000-0 | | | | 102,169.84 | | | | | |
| (041706) | | 130-8220-5310-0-0000-0000-220-000-0000-0 | | | | 19,443.92 | | | | | |
| (041707) | | 130-8220-5310-0-0000-0000-240-000-0000-0 | | | | 64,072.84 | | | | | |
| (041708) | | 130-8220-5310-0-0000-0000-260-000-0000-0 | | | | 39,324.98 | | | | | |
| (041709) | | 130-8220-5310-0-0000-0000-280-000-0000-0 | | | | 39,699.19 | | | | | |
| (041710) | | 130-8220-5310-0-0000-0000-300-000-0000-0 | | | | 42,948.28 | | | | | |
| DP22-0000808 | Posted | (701503) State Of California | 1425 | Check | 01/19/22 | 60-536786 | AR22-00437 | | CR169479 | SNACK CLAIM REIMB OCT 2 | 15,861.99 |
| (041700) | | 130-8220-5310-0-0000-0000-100-000-0000-0 | | | | 1,485.00 | | | | | |
| (041701) | | 130-8220-5310-0-0000-0000-120-000-0000-0 | | | | .00 | | | | | |
| (041702) | | 130-8220-5310-0-0000-0000-140-000-0000-0 | | | | 1,530.00 | | | | | |
| (041703) | | 130-8220-5310-0-0000-0000-160-000-0000-0 | | | | 1,595.00 | | | | | |
| (041704) | | 130-8220-5310-0-0000-0000-180-000-0000-0 | | | | 1,569.00 | | | | | |
| (041705) | | 130-8220-5310-0-0000-0000-200-000-0000-0 | | | | 1,580.00 | | | | | |
| (041706) | | 130-8220-5310-0-0000-0000-220-000-0000-0 | | | | 1,314.99 | | | | | |
| (041707) | | 130-8220-5310-0-0000-0000-240-000-0000-0 | | | | 1,712.00 | | | | | |
| (041708) | | 130-8220-5310-0-0000-0000-260-000-0000-0 | | | | 1,589.00 | | | | | |
| (041709) | | 130-8220-5310-0-0000-0000-280-000-0000-0 | | | | 1,800.00 | | | | | |
| (041710) | | 130-8220-5310-0-0000-0000-300-000-0000-0 | | | | 1,687.00 | | | | | |
| DP22-0000809 | Posted | (701503) State Of California | 1425 | Check | 01/19/22 | 60-509527 | AR22-00430 | | CR169479 | STATE MEAL REIMB OCT 20 | 46,117.43 |
| (041711) | | 130-8520-5310-0-0000-0000-100-000-0000-0 | | | | 2,256.21 | | | | | |
| (041712) | | 130-8520-5310-0-0000-0000-120-000-0000-0 | | | | 751.57 | | | | | |
| (041713) | | 130-8520-5310-0-0000-0000-140-000-0000-0 | | | | 10,800.30 | | | | | |
| (041714) | | 130-8520-5310-0-0000-0000-160-000-0000-0 | | | | 7,664.94 | | | | | |
| (041715) | | 130-8520-5310-0-0000-0000-180-000-0000-0 | | | | 3,675.79 | | | | | |
| (041716) | | 130-8520-5310-0-0000-0000-200-000-0000-0 | | | | 7,562.20 | | | | | |
| (041717) | | 130-8520-5310-0-0000-0000-220-000-0000-0 | | | | 1,239.27 | | | | | |
| (041718) | | 130-8520-5310-0-0000-0000-240-000-0000-0 | | | | 4,629.80 | | | | | |
| (041719) | | 130-8520-5310-0-0000-0000-260-000-0000-0 | | | | 2,450.94 | | | | | |
| (041720) | | 130-8520-5310-0-0000-0000-280-000-0000-0 | | | | 2,462.13 | | | | | |
| (041721) | | 130-8520-5310-0-0000-0000-300-000-0000-0 | | | | 2,624.28 | | | | | |
| DP22-0000810 | Posted | (701503) State Of California | 1425 | Check | 01/19/22 | 60-490131 | | | CR169479 | COVID 19 EMERGENCY COI | 315,855.30 |
| (054651) | | 130-8520-7027-0-0000-0000-000-000-0000-0 | | | | 315,855.30 | | | | | |

* On Hold

Selection Sorted by Receipt Id, Filtered by (Org = 602, Starting Receipt Date = 1/1/2022, Ending Receipt Date = 1/31/2022, User Created = N, On Hold? = Y, No Invoice = Y, Accounts? = Y, Recap = O, Sort/Group =)

ESCAPE ONLINE

| COUNTY - County Account | | | | | | | | | | | |
|-------------------------|---|---------------------------------|----------|--------------|--------------|----------------------|------------|-----|------------|------------------------------|----------------|
| Receipt Id | Receipt Status | Customer | Batch Id | Receipt Type | Receipt Date | Customer Reference # | Invoice # | Loc | Deposit Id | Comment | Receipt Amount |
| DP22-0000811 | Posted | (701405) Ventura County Schools | 1425 | Check | 01/19/22 | 46284 | | | CR169479 | W/C - L. ORTIZ 12/14/21-12/1 | 1,162.55 |
| (027018) | 010- 1100- 0000- 0- 1110- 1000- 180- 100- 0000- 1 | | | | | 1,162.55 | | | | | |
| DP22-0000812 | Posted | (701405) Ventura County Schools | 1425 | Check | 01/19/22 | 46642 | | | CR169479 | W/C - G.BAUTISTA 12/17/21- | 1,444.70 |
| (007266) | 010- 2200- 0000- 0- 0000- 8210- 000- 540- 0000- 6 | | | | | 1,444.70 | | | | | |
| DP22-0000813 | Posted | (701405) Ventura County Schools | 1425 | Check | 01/19/22 | 45917 | | | CR169479 | W/C - D. ABESON 12/07/21-1 | 1,444.95 |
| (007345) | 010- 2400- 0000- 0- 0000- 2700- 000- 100- 0000- 6 | | | | | 1,444.95 | | | | | |
| DP22-0000814 | Posted | (701405) Ventura County Schools | 1425 | Check | 01/19/22 | 46269 | | | CR169479 | W/C - B. MADRIGAL 12/14/21 | 451.55 |
| (041835) | 130- 2200- 5310- 0- 0000- 3700- 260- 560- 0000- 6 | | | | | 451.55 | | | | | |
| DP22-0000815 | Posted | (701405) Ventura County Schools | 1425 | Check | 01/19/22 | 46052 | | | CR169479 | W/C - J. REYNOSO 12/08/21- | 646.82 |
| (041845) | 130- 2200- 5310- 0- 0000- 3700- 280- 560- 0000- 6 | | | | | 646.82 | | | | | |
| DP22-0000816 | Posted | (701405) Ventura County Schools | 1425 | Check | 01/19/22 | 46185 | | | CR169479 | W/C - M. CEJA 12/10/21-12/1 | 1,000.13 |
| (041855) | 130- 2200- 5310- 0- 0000- 3700- 300- 560- 0000- 6 | | | | | 1,000.13 | | | | | |
| DP22-0000817 | Posted | (701405) Ventura County Schools | 1425 | Check | 01/19/22 | 46186 | | | CR169479 | W/C - G. LUCIO 12/09/21-12/ | 417.07 |
| (007266) | 010- 2200- 0000- 0- 0000- 8210- 000- 540- 0000- 6 | | | | | 417.07 | | | | | |
| DP22-0000818 | Posted | (701405) Ventura County Schools | 1425 | Check | 01/19/22 | 46187 | | | CR169479 | W/C - G. LUCIO 12/18/21-12/ | 508.70 |
| (007266) | 010- 2200- 0000- 0- 0000- 8210- 000- 540- 0000- 6 | | | | | 508.70 | | | | | |
| DP22-0000819 | Posted | (701503) State Of California | 1426 | Check | 01/20/22 | 60-517805 | | | CR169479 | DSA2001300042 LARSEN HC | 1,455.00 |
| (011598) | 130- 8699- 5310- 0- 0000- 0000- 000- 000- 0000- 0 | | | | | 1,455.00 | | | | | |
| DP22-0000820 | Posted | (701503) State Of California | 1426 | Check | 01/20/22 | 60-517806 | | | CR169479 | DSA2001300046 LARSEN AF | 504.00 |
| (011598) | 130- 8699- 5310- 0- 0000- 0000- 000- 000- 0000- 0 | | | | | 504.00 | | | | | |
| DP22-0000821 | Posted | (712488) General Mills | 1426 | Check | 01/20/22 | 602833 | | | CR169479 | Rebate Promotion F22H1K12I | 1,162.50 |
| (011598) | 130- 8699- 5310- 0- 0000- 0000- 000- 000- 0000- 0 | | | | | 1,162.50 | | | | | |
| DP22-0000823 | Posted | (711605) Rosie Garcia | 1426 | Check | 01/20/22 | 9885 | AR22-00456 | 01 | CR169479 | JAN - MAR 2021 ROSIE GAR | 141.00 |
| (022204) | 010- 9537- - - - - - - - - - | | | | | 141.00 | | | | | |
| DP22-0000824 | Posted | (700861) Kaye Zeitzmann | 1426 | Check | 01/20/22 | 6131 | AR22-00457 | 01 | CR169479 | JAN - MAR 2022 KAYE ZEITZ | 186.00 |
| (022204) | 010- 9537- - - - - - - - - - | | | | | 186.00 | | | | | |
| DP22-0000825 | Posted | (005349) Shirley Brown | 1426 | Check | 01/20/22 | 0065957507 | AR22-00287 | | CR169479 | OCT - DEC 2021 SHIRLEY BI | 71.00 |
| (022204) | 010- 9537- - - - - - - - - - | | | | | 71.00 | | | | | |
| DP22-0000826 | Posted | (000186) Suzette Privitelli | 1426 | Check | 01/20/22 | 0000886777 | AR22-00458 | 01 | CR169479 | JAN -MAR 2022 SUZETTE PF | 54.00 |
| (022204) | 010- 9537- - - - - - - - - - | | | | | 54.00 | | | | | |
| DP22-0000827 | Posted | (004061) Deborah DeSmeth | 1426 | Check | 01/20/22 | 8668 | AR22-00344 | 01 | CR169479 | OCT - DEC 2021 DEBORAH I | 369.00 |
| (022204) | 010- 9537- - - - - - - - - - | | | | | 369.00 | | | | | |

* On Hold

Selection Sorted by Receipt Id, Filtered by (Org = 602, Starting Receipt Date = 1/1/2022, Ending Receipt Date = 1/31/2022, User Created = N, On Hold? = Y, No Invoice = Y, Accounts? = Y, Recap = O, Sort/Group =)

ESCAPE ONLINE

| COUNTY - County Account | | | | | | | | | | | |
|-------------------------|----------------|-----------------------------|-----------|--------------|--------------|----------------------|------------|-----|------------|---------------------------|----------------|
| Receipt Id | Receipt Status | Customer | Batch Id | Receipt Type | Receipt Date | Customer Reference # | Invoice # | Loc | Deposit Id | Comment | Receipt Amount |
| DP22-0000828 | Posted | (710570) Hilda Valenzuela | 1426 | Check | 01/20/22 | 0066463395 | AR22-00434 | | CR169479 | JAN-MAR 2022 HILDA VALEI | 141.00 |
| | (022204) | 010- 9537- | - - - - - | - - | | 141.00 | | | | | |
| DP22-0000829 | Posted | (000181) Christina Mottar | 1426 | Check | 01/20/22 | 0000997096 | AR22-00459 | | CR169479 | JAN - MAR 2022 CHRISTINA | 423.00 |
| | (022204) | 010- 9537- | - - - - - | - - | | 423.00 | | | | | |
| DP22-0000830 | Posted | (713339) Dennis Held | 1426 | Check | 01/20/22 | 4860 | AR22-00435 | 00 | CR169479 | JAN-MAR 2022 DENNIS HEL | 413.00 |
| | (022204) | 010- 9537- | - - - - - | - - | | 413.00 | | | | | |
| DP22-0000831 | Posted | (711130) Claudine Medina | 1426 | Check | 01/20/22 | 4169 | AR22-00460 | 01 | CR169479 | JAN - MAR 2022 CLAUDINE I | 243.00 |
| | (022204) | 010- 9537- | - - - - - | - - | | 243.00 | | | | | |
| DP22-0000832 | Posted | (712136) Regino Medina | 1426 | Check | 01/20/22 | 4170 | AR22-00461 | | CR169479 | JAN - MAR 2022 REGINO ME | 71.00 |
| | (022204) | 010- 9537- | - - - - - | - - | | 71.00 | | | | | |
| DP22-0000833 | Posted | (005463) Carlo Logan | 1426 | Check | 01/20/22 | 8219 | AR22-00423 | 01 | CR169479 | JAN - MAR 2022 CARLO LOC | 71.00 |
| | (022204) | 010- 9537- | - - - - - | - - | | 71.00 | | | | | |
| DP22-0000834 | Posted | (713059) Victoria Martinez | 1426 | Check | 01/20/22 | 2057 | AR22-00433 | 01 | CR169479 | JAN - MAR 2022 VICTORIA M | 141.00 |
| | (022204) | 010- 9537- | - - - - - | - - | | 141.00 | | | | | |
| DP22-0000835 | Posted | (700289) Maria Lopez | 1426 | Check | 01/20/22 | 3015 | AR22-00467 | | CR169479 | JAN - MAR 2022 MARIA LOP | 141.00 |
| | (022204) | 010- 9537- | - - - - - | - - | | 141.00 | | | | | |
| DP22-0000836 | Posted | (711776) Sally Keevy | 1426 | Check | 01/20/22 | 2789523635 | AR22-00468 | 01 | CR169479 | JAN - MAR 2022 SALLY KEE' | 141.00 |
| | (022204) | 010- 9537- | - - - - - | - - | | 141.00 | | | | | |
| DP22-0000837 | Posted | (703123) Rosanne Mesa | 1426 | Check | 01/20/22 | 746208588 | AR22-00462 | | CR169479 | JAN - MAR 2022 ROSEANNE | 321.50 |
| | (022204) | 010- 9537- | - - - - - | - - | | 321.50 | | | | | |
| DP22-0000838 | Posted | (711524) Dennis Recker | 1426 | Check | 01/20/22 | 1117 | AR22-00436 | 01 | CR169479 | JAN-MAR 2022 DENNIS REC | 282.00 |
| | (022204) | 010- 9537- | - - - - - | - - | | 282.00 | | | | | |
| DP22-0000839 | Posted | (711613) Sharon Meyer | 1426 | Check | 01/20/22 | 1311 | AR22-00463 | 01 | CR169479 | JAN - MAR 2022 SHARON M | 71.00 |
| | (022204) | 010- 9537- | - - - - - | - - | | 71.00 | | | | | |
| DP22-0000840 | Posted | (000093) Ruth Ayala | 1426 | Check | 01/20/22 | 746008057 | AR22-00440 | 01 | CR169479 | JAN-MAR 2022 RUTH AYALA' | 591.00 |
| | (022204) | 010- 9537- | - - - - - | - - | | 591.00 | | | | | |
| DP22-0000841 | Posted | (000093) Ruth Ayala | 1426 | Check | 01/20/22 | 746008050 | AR22-00464 | 01 | CR169479 | APR-JUN 2022 RUTH AYALA | 266.00 |
| | (022204) | 010- 9537- | - - - - - | - - | | 266.00 | | | | | |
| DP22-0000842 | Posted | (005585) Patricia Humphries | 1426 | Check | 01/20/22 | 3620 | AR22-00465 | 01 | CR169479 | JAN - MAR 2022 PATRICIA H | 462.00 |
| | (022204) | 010- 9537- | - - - - - | - - | | 462.00 | | | | | |
| DP22-0000843 | Posted | (000159) Betty Angulo | 1426 | Check | 01/20/22 | 395 | AR22-00466 | | CR169479 | JAN - MAR 2022 BETTY ANG | 71.00 |
| | (022204) | 010- 9537- | - - - - - | - - | | 71.00 | | | | | |

* On Hold

Selection Sorted by Receipt Id, Filtered by (Org = 602, Starting Receipt Date = 1/1/2022, Ending Receipt Date = 1/31/2022, User Created = N, On Hold? = Y, No Invoice = Y, Accounts? = Y, Recap = O, Sort/Group =)

ESCAPE ONLINE

| COUNTY - County Account | | | | | | | | | | | | |
|-------------------------|--|-----------------------------------|----------|---------------|--------------|----------------------|------------|-----|------------|-----------------------------|----------------|--|
| Receipt Id | Receipt Status | Customer | Batch Id | Receipt Type | Receipt Date | Customer Reference # | Invoice # | Loc | Deposit Id | Comment | Receipt Amount | |
| DP22-0000844 | Posted | (701405) Ventura County Schools | 1426 | Check | 01/20/22 | 46893 | | | CR169479 | W/C - M.CEJA 01/03/22-01/06 | 400.05 | |
| (041855) | 130-2200-5310-0-0000-3700-300-560-0000-6 | | | | | 400.05 | | | | | | |
| DP22-0000845 | Posted | (701405) Ventura County Schools | 1426 | Check | 01/20/22 | 46779 | | | CR169479 | W/C - B.MADRIGAL 12/11/21 | 225.78 | |
| (041835) | 130-2200-5310-0-0000-3700-260-560-0000-6 | | | | | 225.78 | | | | | | |
| DP22-0000846 | Posted | (701405) Ventura County Schools | 1426 | Check | 01/20/22 | 46778 | | | CR169479 | W/C - G.LUCIO 12/23/21-01/0 | 1,424.40 | |
| (007266) | 010-2200-0000-0-0000-8210-000-540-0000-6 | | | | | 1,424.40 | | | | | | |
| DP22-0000847 | Posted | (701405) Ventura County Schools | 1426 | Check | 01/20/22 | 46681 | | | CR169479 | W/C - J.REYNOSO 01/03/22-1 | 107.80 | |
| (041845) | 130-2200-5310-0-0000-3700-280-560-0000-6 | | | | | 107.80 | | | | | | |
| DP22-0000848 | Posted | (701405) Ventura County Schools | 1426 | Check | 01/20/22 | 46657 | | | CR169479 | W/C - D. ABESON 01/03/22-0 | 111.15 | |
| (007345) | 010-2400-0000-0-0000-2700-000-100-0000-6 | | | | | 111.15 | | | | | | |
| DP22-0000849 | Posted | (711336) Hueneme Elementary Sch | 1426 | Check | 01/20/22 | 3538185 | | | CR169479 | DONATION - LIFETOUCH | 205.67 | |
| (011147) | 010-8699-0000-0-0000-0000-220-000-D000-0 | | | | | 205.67 | | | | | | |
| DP22-0000850 | Posted | (711331) Beach Elementary Schoo | 1426 | Check | 01/20/22 | 5758 | | | CR169479 | DONATION - KROGER; LA C | 69.36 | |
| (011142) | 010-8699-0000-0-0000-0000-120-000-D000-0 | | | | | 69.36 | | | | | | |
| DP22-0000851 | Posted | (711332) Blackstock Jr High Schoo | 1426 | Cash | 01/20/22 | | | | CR169479 | SPIRIT WEAR 01/08/22 | 175.00 | |
| (011143) | 010-8699-0000-0-0000-0000-140-000-D000-0 | | | | | 175.00 | | | | | | |
| DP22-0000852 | Posted | (000193) VC Galaxy Soccer | 1426 | Cash | 01/20/22 | | AR22-00224 | | CR169479 | FIELD USE - PARKVIEW ELE | 380.00 | |
| (011131) | 010-8650-0000-0-0000-0000-000-000-0000-0 | | | | | 380.00 | | | | | | |
| DP22-0000853 | Posted | (711332) Blackstock Jr High Schoo | 1426 | Cash | 01/20/22 | | | | CR169479 | SPIRIT WEAR 12/17/21 | 1,385.00 | |
| (011143) | 010-8699-0000-0-0000-0000-140-000-D000-0 | | | | | 1,385.00 | | | | | | |
| DP22-0000854 | Posted | (711333) E.O. Green Jr High Schor | 1426 | Cash | 01/20/22 | | | | CR169479 | UNIFORM SALES 01/07/22 | 420.00 | |
| (011144) | 010-8699-0000-0-0000-0000-160-000-D000-0 | | | | | 420.00 | | | | | | |
| DP22-0000855 | Posted | (000172) Winnie Dean | 1426 | Check | 01/20/22 | 205 | AR22-00469 | | CR169479 | JAN - MAR 2022 WINNIE DE/ | 213.00 | |
| (022204) | 010-9537- - - - - - - - - - | | | | | 213.00 | | | | | | |
| DP22-0000856 | Posted | (711764) Hueneme School District | 1426 | Electronic Fi | 01/20/22 | | | | CR169479 | USB XFR - DEC 2021 | 418.09 | |
| (059569) | 010-8639-8210-0-1110-4000-200-000-0000-0 | | | | | 418.09 | | | | | | |

* On Hold

Selection Sorted by Receipt Id, Filtered by (Org = 602, Starting Receipt Date = 1/1/2022, Ending Receipt Date = 1/31/2022, User Created = N, On Hold? = Y, No Invoice = Y, Accounts? = Y, Recap = O, Sort/Group =)

ESCAPE ONLINE

| COUNTY - County Account | | | | | | | | | | | |
|-------------------------|----------------|--|----------|--------------|--------------|----------------------|------------|-----|------------|------------------------------|----------------|
| Receipt Id | Receipt Status | Customer | Batch Id | Receipt Type | Receipt Date | Customer Reference # | Invoice # | Loc | Deposit Id | Comment | Receipt Amount |
| DP22-0000857 | Posted | (701503) State Of California | 1427 | Check | 01/20/22 | 60-636613 | AR22-00447 | | CR169479 | STATE MEAL REIMB NOV 20 | 36,203.00 |
| (041711) | | 130-8520-5310-0-0000-0000-100-000-0000-0 | | | | | | | | | 1,749.36 |
| (041712) | | 130-8520-5310-0-0000-0000-120-000-0000-0 | | | | | | | | | 590.66 |
| (041713) | | 130-8520-5310-0-0000-0000-140-000-0000-0 | | | | | | | | | 8,229.98 |
| (041714) | | 130-8520-5310-0-0000-0000-160-000-0000-0 | | | | | | | | | 6,050.87 |
| (041715) | | 130-8520-5310-0-0000-0000-180-000-0000-0 | | | | | | | | | 2,912.77 |
| (041716) | | 130-8520-5310-0-0000-0000-200-000-0000-0 | | | | | | | | | 5,904.12 |
| (041717) | | 130-8520-5310-0-0000-0000-220-000-0000-0 | | | | | | | | | 1,024.40 |
| (041718) | | 130-8520-5310-0-0000-0000-240-000-0000-0 | | | | | | | | | 3,665.09 |
| (041719) | | 130-8520-5310-0-0000-0000-260-000-0000-0 | | | | | | | | | 1,971.45 |
| (041720) | | 130-8520-5310-0-0000-0000-280-000-0000-0 | | | | | | | | | 1,949.07 |
| (041721) | | 130-8520-5310-0-0000-0000-300-000-0000-0 | | | | | | | | | 2,155.23 |
| DP22-0000858 | Posted | (701503) State Of California | 1427 | Check | 01/20/22 | 30-693210 | | | CR169479 | HEALTH CARE DEPOSIT 01/ | 11,524.00 |
| (011099) | | 010-8290-5640-0-0000-0000-000-000-0000-0 | | | | | | | | | 11,524.00 |
| DP22-0000859 | Posted | (000124) Eugene Williams | 1427 | Check | 01/20/22 | 4317 | AR22-00470 | | CR169479 | JAN - MAR 2022 EUGENE W | 1,386.00 |
| (022204) | | 010-9537- - - - - - - - - - | | | | | | | | | 1,386.00 |
| DP22-0000860 | Posted | (000124) Eugene Williams | 1427 | Check | 01/20/22 | 4317 | AR22-00471 | | CR169479 | APR - JUN 2022 EUGENE WI | 202.00 |
| (022204) | | 010-9537- - - - - - - - - - | | | | | | | | | 202.00 |
| DP22-0000861 | Posted | (002603) Delores Walker | 1427 | Check | 01/20/22 | 0000457705 | AR22-00472 | 01 | CR169479 | JAN - MAR 2022 DELORES V | 1,823.00 |
| (022204) | | 010-9537- - - - - - - - - - | | | | | | | | | 1,823.00 |
| DP22-0000862 | Posted | (701405) Ventura County Schools | 1427 | Check | 01/20/22 | 47011 | | | CR169479 | W/C - L.ORTIZ 01/03/22-01/10 | 1,550.07 |
| (027018) | | 010-1100-0000-0-1110-1000-180-100-0000-1 | | | | | | | | | 1,550.07 |
| DP22-0000863 | Posted | (701405) Ventura County Schools | 1427 | Check | 01/20/22 | 47093 | | | CR169479 | W/C - J.MUNIZ 02/08/22-02/0 | 105.88 |
| (007266) | | 010-2200-0000-0-0000-8210-000-540-0000-6 | | | | | | | | | 105.88 |
| DP22-0000864 | Posted | (711331) Beach Elementary Schoo | 1427 | Cash | 01/20/22 | | | | CR169479 | OUTDOOR SCHOOL 01/14/2 | 1,550.00 |
| (036296) | | 010-8699-0000-0-0000-0000-120-000-9970-0 | | | | | | | | | 1,550.00 |
| DP22-0000865 | Posted | (711331) Beach Elementary Schoo | 1427 | Cash | 01/20/22 | | | | CR169479 | OUTDOOR SCHOOL 01/14/2 | 750.00 |
| (036296) | | 010-8699-0000-0-0000-0000-120-000-9970-0 | | | | | | | | | 750.00 |
| DP22-0000866 | Posted | (711331) Beach Elementary Schoo | 1427 | Cash | 01/20/22 | | | | CR169479 | OUTDOOR SCHOOL 01/18/2 | 150.00 |
| (036296) | | 010-8699-0000-0-0000-0000-120-000-9970-0 | | | | | | | | | 150.00 |
| DP22-0000867 | Posted | (701405) Ventura County Schools | 1427 | Check | 01/20/22 | 47174 | | | CR169479 | W/C - G.BAUTISTA 12/31/21- | 1,444.70 |
| (007266) | | 010-2200-0000-0-0000-8210-000-540-0000-6 | | | | | | | | | 1,444.70 |
| DP22-0000868 | Posted | (701405) Ventura County Schools | 1427 | Check | 01/20/22 | 47224 | | | CR169479 | W/C - D.ABESON 01/04/22-0 | 1,556.10 |
| (007345) | | 010-2400-0000-0-0000-2700-000-100-0000-6 | | | | | | | | | 1,556.10 |

* On Hold

Selection Sorted by Receipt Id, Filtered by (Org = 602, Starting Receipt Date = 1/1/2022, Ending Receipt Date = 1/31/2022, User Created = N, On Hold? = Y, No Invoice = Y, Accounts? = Y, Recap = O, Sort/Group =)

ESCAPE ONLINE

| COUNTY - County Account | | | | | | | | | | | |
|---|---|-----------------------------------|----------|---------------|--------------|----------------------|------------|-----|------------|--------------------------------|---------------------|
| Receipt Id | Receipt Status | Customer | Batch Id | Receipt Type | Receipt Date | Customer Reference # | Invoice # | Loc | Deposit Id | Comment | Receipt Amount |
| DP22-0000869 | Posted | (711333) E.O. Green Jr High Schor | 1427 | Cash | 01/20/22 | | | | CR169479 | OUTDOOR SCHOOL 01/05/2 | 8,140.00 |
| (026523) | 010- 8699- 0000- 0- 0000- 0000- 160- 000- 9970- 0 | | | | | 8,140.00 | | | | | |
| DP22-0000870 | Posted | (004899) Patrick Newton | 1428 | Check | 01/19/22 | 0065185515 | AR22-00455 | | CR169479 | JAN - MAR 2022 PATRICK NI | 36.00 |
| (022204) | 010- 9537- - - - - - - - - - | | | | | 36.00 | | | | | |
| DP22-0000872 | Posted | (711754) U S Dept of Education | 1429 | Electronic Fi | 01/28/22 | 01/21/22 | | | cr169787 | 2022 Impact Aid 7002 | 154,497.00 |
| (047424) | 010- 8110- 0000- 0- 0000- 0000- 000- 000- 7002- 0 | | | | | 154,497.00 | | | | | |
| DP22-0000873 | Posted | (711754) U S Dept of Education | 1429 | Electronic Fi | 01/28/22 | 01/21/22 | | | cr169787 | 2022 Impact Aid 7003(b) Initia | 42,358.00 |
| (047424) | 010- 8110- 0000- 0- 0000- 0000- 000- 000- 7002- 0 | | | | | 42,358.00 | | | | | |
| DP22-0000874 | Posted | (702177) Hueneme SD (Cafe) | 1431 | Check | 01/28/22 | 1590 | | | cr169787 | 2021 NOV-DEC CAFE SALES | 1,055.92 |
| (041722) | 130- 8634- 5310- 0- 0000- 0000- 100- 000- 0000- 0 | | | | | 167.75 | | | | | |
| (041724) | 130- 8634- 5310- 0- 0000- 0000- 140- 000- 0000- 0 | | | | | 4.00 | | | | | |
| (041725) | 130- 8634- 5310- 0- 0000- 0000- 160- 000- 0000- 0 | | | | | 513.65 | | | | | |
| (041726) | 130- 8634- 5310- 0- 0000- 0000- 180- 000- 0000- 0 | | | | | 20.00 | | | | | |
| (041727) | 130- 8634- 5310- 0- 0000- 0000- 200- 000- 0000- 0 | | | | | 210.00 | | | | | |
| (041728) | 130- 8634- 5310- 0- 0000- 0000- 220- 000- 0000- 0 | | | | | 69.00 | | | | | |
| (041729) | 130- 8634- 5310- 0- 0000- 0000- 240- 000- 0000- 0 | | | | | 216.00 | | | | | |
| (041730) | 130- 8634- 5310- 0- 0000- 0000- 260- 000- 0000- 0 | | | | | 114.00 | | | | | |
| (041731) | 130- 8634- 5310- 0- 0000- 0000- 280- 000- 0000- 0 | | | | | 77.50 | | | | | |
| (041732) | 130- 8634- 5310- 0- 0000- 0000- 300- 000- 0000- 0 | | | | | 207.00 | | | | | |
| (011598) | 130- 8699- 5310- 0- 0000- 0000- 000- 000- 0000- 0 | | | | | 542.98- | | | | | |
| Total for Hueneme Elementary School District | | | | | | | | | | | 1,439,073.82 |

Fund-Object Recap

| | | |
|--------------------------------|--------------------------------|-------------------|
| 010-1100 | Teachers' Salaries | 8,137.86 |
| 010-2100 | Instructional Aides' Salaries | 1,175.06 |
| 010-2200 | Classified Support Salaries | 13,986.31 |
| 010-2400 | Clerical and Office Salaries | 4,668.30 |
| 010-8110 | Maint & Operations (Public Law | 196,855.00 |
| 010-8290 | All Other Federal Revenue | 13,231.20 |
| 010-8639 | All Other Sales | 704.89 |
| 010-8650 | Leases and Rentals | 1,680.00 |
| 010-8699 | All Other Local Revenue | 34,803.53 |
| 010-9537 | Retiree Benefits Liability | 15,256.50 |
| Fund 010 - General Fund | | 290,498.65 |

* On Hold

Selection Sorted by Receipt Id, Filtered by (Org = 602, Starting Receipt Date = 1/1/2022, Ending Receipt Date = 1/31/2022, User Created = N, On Hold? = Y, No Invoice = Y, Accounts? = Y, Recap = O, Sort/Group =)

ESCAPE ONLINE

COUNTY - County Account

| Receipt Id | Receipt Status | Customer | Batch Id | Receipt Type | Receipt Date | Customer Reference # | Invoice # | Loc | Deposit Id | Comment | Receipt Amount |
|--------------------------|----------------|----------|----------|-----------------------------|--------------|----------------------|-----------|-----|------------|---------|---|
| Fund-Object Recap | | | | | | | | | | | |
| | | 130-2200 | | Classified Support Salaries | | | | | | | 6,387.11 |
| | | 130-8220 | | Child Nutrition Programs | | | | | | | 679,006.66 |
| | | 130-8520 | | Child Nutrition Programs | | | | | | | 441,178.44 |
| | | 130-8634 | | Food Services Sales | | | | | | | 17,888.14 |
| | | 130-8699 | | All Other Local Revenue | | | | | | | 2,578.52 |
| | | 130-9200 | | Accounts Receivable | | | | | | | 1,536.30 |
| | | | | | | | | | | | Fund 130 - Cafeteria Fund |
| | | | | | | | | | | | 1,148,575.17 |
| | | | | | | | | | | | Total for Hueneme Elementary School District |
| | | | | | | | | | | | 1,439,073.82 |

Org Recap

| | |
|---|---------------------|
| Hueneme Elementary School District | |
| \$ - Cash | 14,132.80 |
| C - Check | 1,226,332.90 |
| E - Electronic Funds Xfer | 198,608.12 |
| Total Receipts | 1,439,073.82 |
| Report Total | 1,439,073.82 |

* On Hold

HUENEME ELEMENTARY SCHOOL DISTRICT

BOARD AGENDA ITEM: RATIFY ASSIGNMENT OF USDA FOODS FOR SY 2022-2023

BOARD MEETING DATE: February 28, 2022

FROM: Joanna Carino, Director of Food Services
David Ragsdale, Assistant Superintendent, Technology and
Strategic Operations
Dr. Christine Walker, Superintendent

STAFF COMMENT

RECOMMENDATION

It is recommended that the Governing Board ratify the assignment of USDA Foods for Hueneme Elementary School District for school year 2022-2023 to San Mateo-Foster City School District, Super Co-Op Lead Agency, a private Cooperative.

BACKGROUND

Each school district participating in the National School Lunch Program through USDA is given an entitlement amount to spend on donated foods each year based on the number of lunches served during the prior school year. The rate for 2021-2022 is \$0.3975 cents per meal totaling \$435,851.12. Schools districts must select one of three options for receiving USDA donated foods; State Distribution Center, State Cooperative or Private Cooperative.

The assignment of USDA donated foods to a private co-op gives the District more flexibility in choosing which foods they wish to have donated and gives a more reliable timeline in receiving those foods.

HUENEME ELEMENTARY SCHOOL DISTRICT

BOARD AGENDA ITEM: APPROVAL OF PERSONNEL REPORT

BOARD MEETING DATE: March 7, 2022

FROM: Melissa Rufai, Director of Personnel Services
Dr. Carlos Dominguez, Deputy Superintendent
Dr. Christine Walker, Superintendent

STAFF COMMENT

RECOMMENDATION

It is recommended that the Governing Board approve personnel actions in employee categories that are listed below. Identification of specific employees affected by the actions will be shared confidentially with the Governing Board and certain members of management in advance of the meeting.

BACKGROUND

- (1) Certificated Management Services
Resignation
- (2) Certificated Services
Recommendation for Permanent Status
Retirement
- (3) Classified Services
Employment
Change of Classification/Location and/or Hours

HUENEME ELEMENTARY SCHOOL DISTRICT

205 North Ventura Road, Port Hueneme, CA 93041

PERSONNEL REPORT: March 7, 2022

| Employee's Name | Effective Date | Personnel Action |
|---|-----------------------|---|
| RESIGNATION: Certificated Management Services | | |
| Padilla, Rossana | 06-30-22 | Principal, Sunkist School, resigning |
| RECOMMENDATION FOR PERMANENT STATUS: Certificated Services | | |
| Magallon, Maricela | 2022-23 | School Nurse, Pupil Support Services |
| Rincon, Reyna | 2022-23 | Psychologist, Pupil Support Services |
| RETIREMENT: Certificated Services | | |
| Amendola, Judith | 06-17-22 | Teacher, E.O. Green Jr. High School, retiring |
| Melero, Nanette | 06-17-22 | Teacher, Parkview School, retiring |
| Palmer, Claudette | 07-01-22 | Teacher, Hathaway Preschool, retiring |
| Ring, Laura | 06-17-22 | Teacher, E.O. Green Jr. High School, retiring |
| Sment, Alisa | 06-30-22 | Teacher, Haycox School, retiring |
| Sofer, Margaret | 06-17-22 | Teacher, Hueneme School, retiring |
| EMPLOYMENT: Classified Services | | |
| Bernacki, Allison | 12-07-21 | Substitute Office Clerk, Districtwide |
| CHANGE OF CLASSIFICATION, LOCATION AND/OR HOURS: Classified Services | | |
| Flores, Catalina | 03-01-22 | 6.0-hr. Food Service Worker I, Williams School to 7.0-hr. Food Service Worker II, Bard School, replacing Charlissa Smith who resigned |

HUENEME ELEMENTARY SCHOOL DISTRICT

205 North Ventura Road, Port Hueneme, CA 93041

PERSONNEL REPORT: March 7, 2022

| Employee's Name | Effective Date | Personnel Action |
|------------------------|-----------------------|---|
| Olayo, Darcel | 03-01-22 | 3.50-hr. Paraprofessional/Special Education to 3.75-hr. Paraprofessional, Bard School, replacing Marissa Bolo who resigned |
| Pulido, Irma | 03-01-22 | 8.0-hr. Food Service Worker II to 8.0-hr. Food Service Manager, Larsen School, replacing Cheryl Brucker who retired |
| Rocha-Lopez, Israel | 03-01-22 | 8.0-hr. Groundskeeper, Blackstock Jr. High School to 8.0-hr. Equipment Operator, F.O.T., replacing Luis Jimenez who transferred |

HUENEME ELEMENTARY SCHOOL DISTRICT

BOARD AGENDA ITEM: RATIFICATION OF EXPENDITURE REPORTS FOR
FEBRUARY 2022

BOARD MEETING DATE: March 7, 2022

FROM: Patricia Marshall, Chief Business Official
Dr. Christine Walker, Superintendent

STAFF COMMENT

RECOMMENDATION

It is recommended that the Governing Board ratify the attached Expenditure Reports for February 2022 as follows:

- (1) Commercial Payments
- (2) Payroll

February 2022

| ISSUE DATE | CHECK NUMBERS | TOTAL AMOUNT | Unrestricted 010 FUND | Cafeteria 130 FUND | Measure T 215/216 FUND | Dev. Fees 250 FUND | Bond Int. 510 FUND | ASB/USB 951-952-953 FUND | Accrued Sales Taxes |
|-----------------------|--------------------------|-------------------------|--------------------------------------|-----------------------------------|---------------------------------------|-----------------------------------|-----------------------------------|---|------------------------------------|
| February 1, 2022 | 5002050760-5002050786 | \$ 77,532.96 | \$ 37,904.38 | \$ 8,683.58 | \$ 30,945.00 | | | | \$ 193.49 |
| February 3, 2022 | 5002050787-5002050816 | \$ 440,792.35 | \$ 440,792.35 | | | | | | \$ 13.03 |
| February 7, 2022 | 5002050817-5002050860 | \$ 49,470.10 | \$ 26,061.09 | \$ 2,149.01 | \$ 21,260.00 | | | | |
| February 8, 2022 | 5002050861-5002050873 | \$ 53,767.76 | \$ 53,767.76 | | | | | | \$ 2.23 |
| February 10, 2022 | 5002050874-5002050950 | \$ 35,155.96 | \$ 31,458.40 | \$ 3,697.56 | | | | | \$ 44.56 |
| February 14, 2022 | 5002050951-5002050981 | \$ 223,458.53 | \$ 223,182.14 | \$ 276.39 | | | | | \$ 113.62 |
| February 15, 2022 | 5002050982-5002050998 | \$ 129,680.33 | \$ 129,680.33 | | | | | | \$ 69.38 |
| February 17, 2022 | 5002050999-5002051033 | \$ 241,220.03 | \$ 227,527.30 | \$ 49.60 | \$ 13,643.13 | | | | \$ 98.40 |
| February 22, 2022 | 5002051034-5002051050 | \$ 52,476.75 | \$ 52,476.75 | | | | | | |
| February 24, 2022 | 5002051051-5002051092 | \$ 546,585.14 | \$ 319,899.21 | \$ 201,232.36 | \$ 25,453.57 | | | | \$ 70.78 |
| February 28, 2022 | 5002051093-5002051134 | \$ 219,269.25 | \$ 210,954.63 | \$ 8,314.62 | | | | | \$ 39.31 |
| TOTAL PAYMENTS | | \$ 2,069,409.16 | \$ 1,753,704.34 | \$ 224,403.12 | \$ 91,301.70 | \$ - | \$ - | \$ - | \$ 644.80 |

PAYROLL SUMMARY - FEB 2022

| ISSUE DATE | GROSS EARNINGS | FRINGE BENEFITS | TOTAL PAYROLL | 010 FUND General | 130 FUND Cafeteria |
|--------------|-----------------------|-----------------------|-----------------------|-----------------------|---------------------|
| 02/10/22 | \$12,771.94 | \$1,109.92 | \$13,881.86 | \$13,881.86 | \$0.00 |
| 02/28/22 | \$5,959,276.27 | \$2,473,569.08 | \$8,432,845.35 | \$8,158,250.30 | \$274,595.05 |
| | | | \$0.00 | | |
| | | | \$0.00 | | |
| | | | \$0.00 | | |
| Total | \$5,972,048.21 | \$2,474,679.00 | \$8,446,727.21 | \$8,172,132.16 | \$274,595.05 |

HUENEME ELEMENTARY SCHOOL DISTRICT

BOARD AGENDA ITEM: RATIFICATION OF PURCHASE ORDERS AND
CHECKS FOR FEBRUARY 2022

BOARD MEETING DATE: March 7, 2022

FROM: Patricia Marshall, Chief Business Official
Dr. Christine Walker, Superintendent

STAFF COMMENT

RECOMMENDATION

It is recommended that the Governing Board ratify purchase orders and checks generated in February 2022.

BACKGROUND

The monthly purchase order listing is a summary of all purchase orders issued in one calendar month. It is provided to the Governing Board for ratification of district purchases. The purchase order numbering system is described below:

1. B20-0000.....“B” series purchase orders are for “blanket” orders issued to vendors used on a monthly basis.
2. H20-0000.....“H” series purchase orders are for “Hueneme Elementary School District” regularly issued orders.

For the period of February 1-28, 2022, purchase orders totaled \$ **789,418.53** and \$285,420.97 in change notices. The attached report reflects February 2022 totals by site:

| | | | |
|-------|--------------------------|-----|---|
| 00/01 | District wide | 18 | Hathaway |
| 02 | Educational Services | 18N | Neighborhood for Learning |
| 03 | Pupil Support Services | 20 | Haycox |
| 04 | Migrant Education | 22 | Hueneme |
| 05 | Educational Media Center | 24 | Larsen |
| 08 | Food Service | 26 | Parkview |
| 09 | Summer School | 28 | Sunkist |
| 10 | Bard | 30 | Williams |
| 12 | Beach | 34 | Print Shop |
| 14 | Blackstock | 99 | After School Program |
| 16 | E.O. Green | FOT | Facilities, Operations and Transportation |

RATIFICATION OF PURCHASE ORDERS AND CHECKS FOR FEBRUARY 2022

March 7, 2022

Page 2 of 2

These numerical listings provide an internal system of checks and balances in the Business Office.

Reimbursement/direct pay orders are listed in the second part of the attached reports. Checks issued between February 1 and February 28, 2022 totaled **\$2,069,409.16**.

| Includes 02/01/2022 - 02/28/2022 | | | | | |
|----------------------------------|---|------|--|-------------|----------------|
| PO Number | Vendor Name | Site | Description | Fund Object | Account Amount |
| B22-00250 | King Consulting | 01 | DO/Services | 010-5800 | 3,700.00 |
| B22-00251 | VCOE | 03 | PSS/PT/Services | 010-5800 | 21,876.48 |
| B22-00252 | Parker Anderson Enrch Cntr LA | 99 | ASES/ELO/ Culinary | 010-5800 | 45,000.00 |
| B22-00253 | CSM Consulting Inc | 01 | District / Technology / Prof Services | 010-5800 | 19,300.00 |
| H22-00499 | Demco Inc | 14 | Office furniture for counselor's office (31) | 010-4300 | 3,132.69 |
| | | | | 010-4400 | 2,139.68 |
| H22-01050 | Staples Advantage | 08 | Supplies-Invoiced-"Do not forward order to vendor" | 010-4300 | 1,080.41 |
| H22-01386 | Aramsco Inc. | 28 | Sunkist/ Janitorial/ Supervisors | 010-4300 | 697.37 |
| H22-01388 | Heinemann Library | 02 | Ed Services/LCFF/LLI Supplies | 010-4100 | 18,550.24 |
| H22-01400 | Barnes & Noble Inc #2054 Account #6121495 | 14 | Blackstock/Title I/Books-Leal | 010-4200 | 641.91 |
| H22-01419 | Touch Math Innovative Learning Concepts | 03 | PSS/Materials | 010-4300 | 3,202.69 |
| H22-01602 | e3 Audiometrics | 03 | PSS/SERVICE | 010-4400 | 1,125.56 |
| H22-01637 | Woodburn Press Ltd | 28 | LCFF Instructional supplies | 010-4300 | 146.95 |
| H22-01709 | Leons Trasmission Service, Inc | FOT | FOT/Service | 010-5600 | 3,126.68 |
| H22-01710 | Amazon Capital Service | 10 | Bard/WkldRed/Supplies | 010-4300 | 474.86 |
| H22-01711 | Amazon Capital Service | 30 | GF/Health office | 010-4300 | 163.99 |
| H22-01712 | Amazon Capital Service | 10 | Bard/WrklRed/Supplies | 010-4300 | 481.74 |
| H22-01713 | McGraw-Hill Companies Inc | 02 | Ed Services/LCFF/Supplies | 010-4100 | 51.07 |
| H22-01714 | First Book | 18 | Hathaway/ELOG/Books | 010-4200 | 259.14 |
| H22-01715 | Lakeshore Store #038 | 18 | Hathaway/ELOG/Materials | 010-4300 | 198.16 |
| H22-01716 | Teachers Pay Teachers | 18 | Hathaway/ELOG/e-materials | 010-4300 | 140.10 |
| H22-01717 | Amazon Capital Service | 20 | Supplies/workload reduction/ 4th gr. Luna | 010-4300 | 523.64 |
| H22-01718 | Amazon Capital Service | 12 | Baech/ LCFF-ELOG/ Supplies | 010-4300 | 211.70 |
| H22-01719 | Amazon Capital Service | 12 | Beach/ LCFF-Elog/ Supplies | 010-4300 | 241.31 |
| H22-01720 | Amazon Capital Service | 30 | GATE/Mr.Gomez | 010-4300 | 332.31 |
| H22-01721 | Amazon Capital Service | 12 | Beach/ LCFF-ELOG/ Supplies | 010-4300 | 191.29 |
| H22-01722 | Amazon Capital Service | 18 | Hathaway/ELOG/materials | 010-4300 | 272.80 |
| H22-01723 | Amazon Capital Service | 10 | Bard/ELOG/Supplies | 010-4300 | 696.42 |
| H22-01724 | Amazon Capital Service | 18 | Hathaway/ELOG/books | 010-4200 | 537.99 |
| H22-01725 | Amazon Capital Service | 12 | Beach/ LCFF-Elog/ Supplies | 010-4300 | 306.14 |
| H22-01726 | Amazon Capital Service | 22 | Hueneme/LCFF/Supply | 010-4300 | 193.44 |
| H22-01727 | Amazon Capital Service | 24 | Larsen/ ELOG / INSTRUCTIONAL SUPPLIES | 010-4300 | 4,444.20 |
| H22-01728 | Amazon Capital Service | 18 | Hathaway/ELOG/Materials | 010-4300 | 252.51 |
| H22-01729 | Amazon Capital Service | 18 | Hathaway/ELOG/Materials | 010-4300 | 496.80 |
| H22-01730 | Amazon Capital Service | 20 | WLR supplies/Herinckx/50 | 010-4300 | 495.73 |
| H22-01731 | Amazon Capital Service | 20 | WLR suplies/McKim/39 | 010-4300 | 192.11 |
| H22-01732 | Amazon Capital Service | 20 | WLR/Gaxiola/40 | 010-4300 | 468.06 |
| H22-01733 | Amazon Capital Service | 20 | WLR/Flores/41 | 010-4300 | 285.47 |

The preceding Purchase Orders have been issued in accordance with the District's Purchasing Policy and authorization of the Board of Trustees. It is recommended that the preceding Purchase Orders be approved and that payment be authorized upon delivery and acceptance of the items ordered.

ESCAPE ONLINE

| Includes 02/01/2022 - 02/28/2022 | | | | | | |
|----------------------------------|---|------|--|-------------|----------------|--|
| PO Number | Vendor Name | Site | Description | Fund Object | Account Amount | |
| H22-01734 | Amazon Capital Service | 24 | Larsen/LCFF/instructional supplies | 010-4300 | 342.30 | |
| H22-01735 | Amazon Capital Service | 24 | Larsen/ELOG/supplies | 010-4300 | 52.89 | |
| H22-01736 | Amazon Capital Service | 24 | Larsen/LCFF/ ART SUPPLIES | 010-4300 | 594.76 | |
| H22-01737 | Amazon Capital Service | 20 | WLR/ Savala partial order/49 | 010-4300 | 62.48 | |
| H22-01738 | Amazon Capital Service | 18 | Hathaway/ELOG/Materials | 010-4300 | 485.59 | |
| H22-01739 | Amazon Capital Service | 18 | Hathaway/ELOG/Materials | 010-4300 | 61.96 | |
| H22-01740 | Amazon Capital Service | 18 | Hathaway/LCFF/Supplies | 010-4300 | 68.37 | |
| H22-01741 | Smart Canopy dba Callifornia Palms | 16 | ELOG COVID FUNDS | 010-4300 | 4,260.64 | |
| H22-01742 | Barnes & Noble Inc #2054 Account #6121495 | 14 | Blackstock-LCFF-ELOG/Books -Lozano | 010-4200 | 415.75 | |
| H22-01743 | Barnes & Noble Inc #2054 Account #6121495 | 14 | Blackstock/LCFF-ELOG/Books - White | 010-4200 | 228.33 | |
| H22-01744 | Scholastic | 18 | Hathaway/LCFF/subscription | 010-4300 | 163.63 | |
| H22-01745 | Blick Art Materials | 22 | Hueneme/LCFF/Supply | 010-4300 | 58.87 | |
| H22-01746 | School Services of California | 01 | DO/Registration | 010-5200 | 1,500.00 | |
| | | | | 010-5211 | 250.00 | |
| H22-01747 | AramSCO Inc. | 16 | Custodial | 010-4300 | 1,045.31 | |
| H22-01748 | Staple Technology Solution | 14 | Blackstock/printer/room 24/Sherly Vodon | 010-4300 | 349.99 | |
| H22-01749 | Amazon Capital Service | 01 | phones/replacements/additional order | 010-4300 | 139.19 | |
| H22-01750 | Aswell Trophy | 20 | Trophy/spelling bee/LCFF SchoolAdm | 010-4300 | 223.72 | |
| H22-01751 | Dance 4 Wellness | 28 | LCFF art proposal/ELOG | 010-5800 | 17,600.00 | |
| H22-01752 | AramSCO Inc. | 24 | Larsen/LCFF/Supplies | 010-4300 | 441.30 | |
| H22-01753 | MJP Technologies | 01 | earbuds | 010-4300 | 34,393.13 | |
| H22-01754 | Securly Inc | 01 | District / Technology / Prof Services | 010-5800 | 19,260.00 | |
| H22-01755 | Ca IT in Education | 01 | District / Technology / Services | 010-5800 | 120.00 | |
| H22-01756 | Central Restaurant Products | 08 | Food Service/Supplies | 130-4300 | 518.03 | |
| | | | | 130-4400 | 755.81 | |
| H22-01757 | Santa Barbara Zoo | 28 | General Fund | 010-5800 | 180.00 | |
| H22-01758 | Kwang Sung Lee DBA K & S Lawnmower | 24 | Larsen/Theft | 010-4300 | 436.99 | |
| H22-01759 | AramSCO Inc. | 20 | Custodialsuppl/GF | 010-4300 | 757.75 | |
| H22-01760 | Office Depot School Division | FOT | FOT/Supplies | 010-4300 | 498.05 | |
| H22-01761 | Scholastic | 18 | Hathaway/ELOG/Books | 010-4200 | 120.66 | |
| H22-01762 | Woodburn Press Ltd | 28 | LCFF Instructional Supplies | 010-4300 | 553.43 | |
| H22-01763 | Commline Inc. | 00 | ELOP/ Radios | 010-4300 | 33,734.38 | |
| H22-01764 | Commline Inc. | 00 | ELOP/ Supplies | 010-4300 | 3,016.25 | |
| H22-01765 | Mixteco/Indigena Community Organizing Project | 02 | Ed. Services/Title III/Mixteco Translation | 010-5800 | 320.00 | |
| H22-01766 | Mixteco/Indigena Community Organizing Project | 02 | Ed. Services/Title III/Mixteco Translation | 010-5800 | 480.00 | |
| H22-01767 | Scholastic | 18 | Hathaway/ELOG/Books | 010-4200 | 499.82 | |

The preceding Purchase Orders have been issued in accordance with the District's Purchasing Policy and authorization of the Board of Trustees. It is recommended that the preceding Purchase Orders be approved and that payment be authorized upon delivery and acceptance of the items ordered.

ESCAPE ONLINE

| Includes 02/01/2022 - 02/28/2022 | | | | | |
|----------------------------------|---|------|---|-------------|----------------|
| PO Number | Vendor Name | Site | Description | Fund Object | Account Amount |
| H22-01768 | Scholastic | 18 | Hathaway/ELOG/Books | 010-4200 | 65.55 |
| H22-01769 | School Specialty, LLC | 18 | Hathaway/LCFF/Supplies | 010-4300 | 1,243.37 |
| H22-01770 | Lakeshore Store #038 | 18 | Hathaway/ELOG/RUG | 010-4300 | 359.43 |
| H22-01771 | California Lutheran University Attn Lydia Chung | 26 | Parkview/LCFF/Trainings | 010-5200 | 1,334.00 |
| H22-01772 | Heinemann | 26 | Parkview/ELOG/Teacher Guides | 010-4200 | 696.00 |
| H22-01773 | Carnitas El Brother Mexican Grill | 03 | PSS/Service for 2/5/22 | 010-4300 | 53.44 |
| H22-01774 | Staple Technology Solution | 00 | SC at Green/ELOP/Printer | 010-4300 | 349.99 |
| H22-01775 | Staple Technology Solution | 30 | Williams/Printer/Room 11 | 010-4300 | 349.99 |
| H22-01776 | A-Z Bus Sales | FOT | FOT/Supplies | 010-6400 | 75,277.68 |
| H22-01777 | CSNA | 08 | Food Service/Professional Service | 130-5300 | 55.00 |
| H22-01778 | Curriculum Assoc Inc Attn: Customer Service | 03 | PSS/Test Kits | 010-4300 | 353.23 |
| H22-01779 | Amazon Capital Service | 90 | Office Supplies | 010-4300 | 36.70 |
| H22-01780 | Amazon Capital Service | 14 | Blackstock/ASES/Supplies | 010-4300 | 29.49 |
| H22-01781 | Amazon Capital Service | 01 | ASES/ELO Supplies | 010-4300 | 17.93 |
| H22-01782 | Amazon Capital Service | 01 | Parkview/ASES-ELOP/wagons | 010-4300 | 543.70 |
| H22-01783 | Amazon Capital Service | 01 | ELOP Program/safe box | 010-4300 | 26.10 |
| H22-01784 | Amazon Capital Service | 99 | ASES Williams/Supplies/Wagon | 010-4300 | 87.40 |
| H22-01785 | Amazon Capital Service | 18 | Hathaway/ELOG/Books | 010-4200 | 228.70 |
| H22-01786 | Amazon Capital Service | 20 | instrlib/LCFF | 010-4300 | 333.49 |
| H22-01787 | Amazon Capital Service | 26 | Parkview/LCFF/Classroom Materials | 010-4300 | 432.78 |
| H22-01788 | Amazon Capital Service | 03 | PSS/Supplies for McConell,Shalenberger, Kubilos | 010-4300 | 165.02 |
| H22-01789 | Amazon Capital Service | 26 | Parkview/ELOG/Books | 010-4300 | 261.37 |
| H22-01790 | Amazon Capital Service | 24 | Larsen/Theft | 010-4300 | 654.38 |
| H22-01791 | Amazon Capital Service | 26 | PKV/LCFF/Nurse Supplies | 010-4300 | 122.41 |
| H22-01792 | Amazon Capital Service | 18 | Hathaway/Gen Fund/supplies | 010-4300 | 227.24 |
| H22-01793 | Amazon Capital Service | 24 | Larsen/LCFF ART SUPPLIES | 010-4300 | 728.64 |
| H22-01794 | Amazon Capital Service | 24 | Larsen/LCFF/ART SUPPLIES | 010-4300 | 1,103.56 |
| H22-01795 | Amazon Capital Service | 30 | Wrkload Reduct.Rm.12 | 010-4300 | 404.16 |
| H22-01796 | School Specialty, LLC | 28 | LCFF Instructional supplies | 010-4300 | 1,424.58 |
| H22-01797 | Lakeshore Store #038 | 28 | LCFF Goal 1 Action 18 | 010-4300 | 215.22 |
| H22-01798 | VCOE | 01 | District / H.R. / Prof Services | 010-5800 | 68,300.00 |
| H22-01799 | Lakeshore Store #038 | 22 | Hueneme/LCFF/Supply | 010-4300 | 413.15 |
| H22-01800 | Displays4Sales | 26 | Parkview/ELOG/Display Case | 010-4400 | 1,009.20 |
| H22-01801 | Positive Promotions (Cust #001 98198) | 26 | Parkview/ELOG/Positive Promotions | 010-4300 | 323.50 |
| H22-01802 | ATDLE,c/oMWH Management Ser. | 26 | Parkview/LCFF/Trainings | 010-5200 | 450.00 |
| H22-01803 | Lakeshore Store #038 | 26 | Parkview/ELOG/Classroom Materials | 010-4300 | 64.12 |

The preceding Purchase Orders have been issued in accordance with the District's Purchasing Policy and authorization of the Board of Trustees. It is recommended that the preceding Purchase Orders be approved and that payment be authorized upon delivery and acceptance of the items ordered.

ESCAPE ONLINE

Page 3 of 11

Includes 02/01/2022 - 02/28/2022

| PO Number | Vendor Name | Site | Description | Fund Object | Account Amount |
|-----------|--|------|---|-------------|----------------|
| H22-01804 | Scholastic | 26 | Parkview/ELOG/Classroom Supplies | 010-4300 | 302.29 |
| H22-01805 | Amazon Capital Service | 26 | Parkview/ELOG/Classroom Materials | 010-4300 | 175.98 |
| H22-01806 | Amazon Capital Service | 28 | Workload Reduction/ Gill Rm.30 | 010-4300 | 266.66 |
| H22-01807 | Amazon Capital Service | 28 | Student Library Supplies | 010-4300 | 728.01 |
| H22-01808 | Amazon Capital Service | 01 | ASES/ELO/Supplies/Wagon Cart | 010-4300 | 271.88 |
| H22-01809 | Amazon Capital Service | 01 | ASES/ELOP/Utility knife | 010-4300 | 10.16 |
| H22-01810 | Amazon Capital Service | 16 | WLR - Thorpe | 010-4300 | 477.86 |
| H22-01811 | Aramsco Inc. | 22 | Hueneme/Custodial Supply | 010-4300 | 992.13 |
| H22-01812 | CompuVision | 00 | District / Technology / Services | 010-5800 | 930.22 |
| H22-01813 | Stamp Fulfillment Services Personalized Envelope Program | 28 | Communications Postage | 010-5900 | 381.67 |
| H22-01814 | Amazon Capital Service | 26 | Parkview/ELOG/Classroom materials | 010-4300 | 506.59 |
| H22-01815 | Amazon Capital Service | 18 | Hahaway/Workload Reduction/ | 010-4300 | 32.93 |
| H22-01816 | Amazon Capital Service | 30 | WRKLD REDUC. Rm.12 Steele | 010-4300 | 124.40 |
| H22-01817 | Amazon Capital Service | 14 | Blackstock/LCFF/Office Supplies | 010-4300 | 322.82 |
| H22-01818 | Amazon Capital Service | 14 | Blackstock/Title 1/Instructional Supplies-Saechao | 010-4300 | 37.13 |
| H22-01819 | Amazon Capital Service | 14 | Blackstock/Title 1/Instructional Supplies-Garcia | 010-4300 | 64.40 |
| H22-01820 | Amazon Capital Service | 14 | Blackstock/Title 1/ Intructional Supplies- Ayala | 010-4300 | 35.91 |
| H22-01821 | Amazon Capital Service | 16 | WLR - Ramos Room 27 | 010-4300 | 205.91 |
| H22-01822 | Amazon Capital Service | 16 | WLR/Strohman | 010-4300 | 360.78 |
| H22-01823 | Amazon Capital Service | 01 | Disctrict office supplies/pencils,sharpies | 010-4300 | 172.98 |
| H22-01824 | Amazon Capital Service | 22 | Hueneme/Workload Reduction/Supply | 010-4300 | 205.59 |
| H22-01825 | Amazon Capital Service | 01 | District/breakroom supplies/forks, spoons | 010-4300 | 198.84 |
| H22-01826 | Aswell Trophy | 10 | Bard/GF/Supplies | 010-4300 | 358.55 |
| H22-01827 | SoCal Signworx | 14 | Blackstock/General Fund/Safety-Traffic | 010-4300 | 196.65 |
| H22-01828 | Gopher Sport | 99 | ASES ELO | 010-4300 | 107.17 |
| H22-01829 | Aramsco Inc. | 14 | Blackstock/Custodial/Aramsco -Emergency Order | 010-4300 | 789.38 |
| H22-01830 | Gopher Sport | 99 | ASES ELO | 010-4300 | 119.08 |
| H22-01831 | Barnes & Noble Inc #2054 Account #6121495 | 16 | WLR - Strohman Room 49 | 010-4300 | 29.39 |
| H22-01832 | Lakeshore Store #038 | 16 | WLR - Strohman Room 49 | 010-4300 | 32.76 |
| H22-01833 | Owl Brand Discovery Kits | 16 | WLR - Ramos Room 27 | 010-4300 | 43.68 |
| H22-01834 | Office Depot School Division | 99 | ASES/Supplies | 010-4300 | 224.70 |

The preceding Purchase Orders have been issued in accordance with the District's Purchasing Policy and authorization of the Board of Trustees. It is recommended that the preceding Purchase Orders be approved and that payment be authorized upon delivery and acceptance of the items ordered.

ESCAPE ONLINE

Page 4 of 11

Includes 02/01/2022 - 02/28/2022

| PO Number | Vendor Name | Site | Description | Fund Object | Account Amount |
|-----------|-------------------------------|------|--|-------------|----------------|
| H22-01835 | Lakeshore Store #038 | 22 | Hueneme/Workload Reduction/Supply | 010-4300 | 274.53 |
| H22-01836 | Monroe Systems | 01 | District/calculator supplies/ribbon, paper | 010-4300 | 301.61 |
| H22-01837 | AramSCO Inc. | 16 | custodial supplies | 010-4300 | 876.02 |
| H22-01838 | Sinclair Sanitary Supply Inc | 16 | warehouse / custodial | 010-4300 | 170.19 |
| H22-01839 | Amazon Capital Service | 01 | ELOP/Sewing Program/Tonya Leal-Order 1/2 | 010-4300 | 2,126.85 |
| H22-01840 | Amazon Capital Service | 01 | ELOP/Sewing Program/Tonya Leal-Order 2/2 | 010-4300 | 315.46 |
| H22-01841 | Parker Anderson Enrch Cntr LA | 99 | ASES/ ELOP/ Cooking | 010-5100 | 200.00 |
| | | | | 010-5800 | 25,000.00 |
| H22-01842 | Office Depot School Division | 99 | ASES/ELOP/ Supplies | 010-4300 | 484.92 |
| H22-01843 | Staples Advantage | 08 | Food Service/Supplies-Replacement toners | 130-4300 | 1,104.76 |
| H22-01844 | Amazon Capital Service | 18 | Hathaway/ Wrkld Reduction/supplies | 010-4300 | 170.29 |
| H22-01845 | Amazon Capital Service | 18 | Hathaway/WRKLD REDUCTION/Supplies | 010-4300 | 128.33 |
| H22-01846 | Amazon Capital Service | 16 | Mrs.Romero, STEM | 010-4300 | 1,592.23 |
| H22-01848 | Amazon Capital Service | 16 | ELOG/COVID Funds | 010-4300 | 25.54 |
| H22-01849 | Art Trek | 28 | ELOG/ART | 010-4300 | 4,619.70 |
| | | | | 010-5800 | 3,680.00 |
| H22-01850 | Santa Barbara Zoo | 12 | Beach/ GF/ Field Trip Admissions | 010-5800 | 621.00 |
| H22-01851 | AramSCO Inc. | 12 | Beach/ GF/ Custodial Supplies | 010-4300 | 898.53 |
| H22-01852 | Amazon Capital Service | 16 | Ms. Strohman, after school club- ELOG | 010-4300 | 164.08 |
| H22-01853 | Amazon Capital Service | 18 | Hathaway/ELOG/materials | 010-4300 | 157.01 |
| H22-01855 | Amazon Capital Service | 16 | Ms. Strohman after school club- ELOG | 010-4300 | 67.17 |
| H22-01856 | Amazon Capital Service | 18 | Hathaway/ELOG/Furniture | 010-4300 | 406.54 |
| H22-01857 | Amazon Capital Service | 90 | Books | 010-4200 | 391.01 |
| H22-01858 | Amazon Capital Service | 16 | Materials/ELOG | 010-4300 | 1,900.62 |
| H22-01859 | Amazon Capital Service | 24 | LCFF/classroom supplies | 010-4300 | 406.18 |
| H22-01860 | Amazon Capital Service | 30 | GATE | 010-4300 | 80.65 |
| H22-01861 | Amazon Capital Service | 22 | Hueneme/LCFF/Supply | 010-4300 | 162.79 |
| H22-01862 | Amazon Capital Service | 18 | Hathaway/ELOG/Supplies | 010-4300 | 61.16 |
| H22-01863 | Amazon Capital Service | 20 | LCFF/ School/Adm/supplies. | 010-4300 | 234.77 |
| H22-01864 | Amazon Capital Service | 18 | Hathaway/ELOG/Books | 010-4200 | 406.61 |
| H22-01865 | Amazon Capital Service | 24 | Larsen/LCFF ART SUPPLIES | 010-4300 | 7.78 |
| H22-01866 | Amazon Capital Service | 16 | Office Supplies | 010-4300 | 704.45 |
| H22-01867 | Amazon Capital Service | 16 | ELOG Materials | 010-4300 | 295.74 |
| H22-01868 | Amazon Capital Service | 18 | Hathaway/ELOG/SUPPLIES | 010-4300 | 268.20 |
| H22-01869 | Amazon Capital Service | 18 | Hathaway/ELOG/Supplies | 010-4300 | 40.41 |
| H22-01870 | Amazon Capital Service | 30 | LCFF/Supplies | 010-4300 | 389.51 |

The preceding Purchase Orders have been issued in accordance with the District's Purchasing Policy and authorization of the Board of Trustees. It is recommended that the preceding Purchase Orders be approved and that payment be authorized upon delivery and acceptance of the items ordered.

ESCAPE ONLINE

Page 5 of 11

| Includes 02/01/2022 - 02/28/2022 | | | | | |
|----------------------------------|---|------|--|-------------|----------------|
| PO Number | Vendor Name | Site | Description | Fund Object | Account Amount |
| H22-01871 | Amazon Capital Service | 30 | LCFF/Supplies | 010-4300 | 314.55 |
| H22-01872 | Amazon Capital Service | 18 | Hathaway/ELOG/Supplies | 010-4300 | 535.67 |
| H22-01873 | Amazon Capital Service | 20 | LCFF/Adm/sup. | 010-4300 | 162.77 |
| H22-01874 | Amazon Capital Service | 01 | ASES/Larsen/Supplies-not a duplicate order | 010-4300 | 176.28 |
| H22-01875 | Amazon Capital Service | 20 | LCFF/Instruct/sup. | 010-4300 | 942.36 |
| H22-01876 | Amazon Capital Service | 18 | Hathaway/ELOG/Books | 010-4200 | 177.43 |
| H22-01877 | Amazon Capital Service | 12 | Beach/ LCFF/ Supplies | 010-4300 | 91.51 |
| H22-01878 | Amazon Capital Service | 24 | Larsen/ELOG/supplies | 010-4300 | 23.14 |
| H22-01879 | Amazon Capital Service | 14 | Blackstock/LCFF/Health Office Supplies | 010-4300 | 153.38 |
| H22-01880 | Amazon Capital Service | 01 | District / H. R. / Office Supplies | 010-4300 | 65.24 |
| H22-01881 | Amazon Capital Service | 18 | Hathaway/ELOG/Supplies | 010-4300 | 312.60 |
| H22-01882 | Amazon Capital Service | 16 | Mr. Ramos WLR | 010-4300 | 253.68 |
| H22-01883 | Amazon Capital Service | 16 | Green/Ergonomics/Alma Alvarez-Rice | 010-4300 | 62.88 |
| H22-01884 | Staple Technology Solution | 20 | Haycox/Printer/HAX K02 | 010-4300 | 351.60 |
| H22-01885 | Lakeshore Store #038 | 18 | Hathaway/ELOG/Materials | 010-4300 | 260.96 |
| H22-01886 | Flyleaf Publishing, LLC | 18 | Hathaway/ELOG/Books | 010-4200 | 176.99 |
| H22-01887 | Worthington Direct | 14 | Blackstock/LCFF-ELOG/Instructional-Office | 010-4300 | 1,868.61 |
| H22-01888 | Gopher Sport | 14 | Blackstock/LCFF-ELOG/Instructional Supplies-PE | 010-4300 | 2,921.84 |
| H22-01889 | Gopher Sport | 14 | Blackstock/LCFF-ELOG/Instructional Supplies | 010-4300 | 463.74 |
| H22-01890 | Hodge Products | 14 | Blackstock/LCFF-ELOG/Instructional Supplies-PE | 010-4300 | 1,354.70 |
| H22-01891 | Scholastic | 24 | ELOG/books | 010-4200 | 437.00 |
| H22-01892 | Pamela Gunther DBA Fit and Fun Playscapes LLC | 24 | Larsen/ELOG/supplies | 010-4300 | 514.31 |
| H22-01893 | DocuProducts | 20 | LCFF/School/Adm | 010-4300 | 253.46 |
| H22-01894 | Aswell Trophy | 30 | Items received. Please pay invoice | 010-4300 | 132.90 |
| H22-01895 | Heggerty Phonemic Awareness | 30 | ELOG/2nd grade team | 010-4300 | 349.56 |
| H22-01896 | Barnes & Noble Inc #2054 Account #6121495 | 14 | Blackstock/LCFF-ELOG/Books -Nava | 010-4200 | 241.89 |
| H22-01897 | Barnes & Noble Inc #2054 Account #6121495 | 14 | Blackstock/ LCFF-ELOG/ Books-Navarro | 010-4200 | 496.44 |
| H22-01898 | Lakeshore Store #038 | 24 | Larsen/ELOG calming corner supplies | 010-4300 | 284.00 |
| H22-01899 | Barnes & Noble Inc #2054 Account #6121495 | 14 | Blackstock/LCFF-ELOG/Books -Rivera | 010-4200 | 656.73 |
| H22-01900 | Barnes & Noble Inc #2054 Account #6121495 | 14 | Blackstock/LCFF-ELOG/Books -Verardo | 010-4200 | 351.22 |
| H22-01901 | AVID | 01 | AVID/Training (Summer Institute at San Diego) | 010-5200 | 5,250.00 |
| H22-01902 | Barnes & Noble Inc #2054 Account #6121495 | 14 | Blackstock/LCFF-ELOG/ Books Vodon | 010-4200 | 1,823.35 |

The preceding Purchase Orders have been issued in accordance with the District's Purchasing Policy and authorization of the Board of Trustees. It is recommended that the preceding Purchase Orders be approved and that payment be authorized upon delivery and acceptance of the items ordered.

ESCAPE ONLINE

| Includes 02/01/2022 - 02/28/2022 | | | | | |
|----------------------------------|------------------------------|------|---|-------------|----------------|
| PO Number | Vendor Name | Site | Description | Fund Object | Account Amount |
| H22-01903 | Benjamin Bache | 12 | Beach/ LCFF-ELOG/ License | 010-5800 | 399.00 |
| H22-01904 | Staple Technology Solution | 12 | Beach/Toner/Dell SR830DN | 010-4300 | 181.60 |
| H22-01905 | Lakeshore Store #038 | 24 | Larsen/ELOG/supplies | 010-4400 | 588.86 |
| H22-01907 | Unity School Bus Parts | FOT | FOT/Supplies | 010-4300 | 1,317.71 |
| H22-01908 | Aswell Trophy | 01 | Math Olympiads/Cynthia Delgado | 010-4300 | 107.96 |
| H22-01909 | Great Lakes Sports | 16 | Coach Pettek | 010-4300 | 311.35 |
| H22-01910 | Amazon Capital Service | 02 | Ed. Services/LCFF/Supplies | 010-4300 | 59.52 |
| H22-01911 | Amazon Capital Service | 10 | Bard/GF/Supplies | 010-4300 | 126.13 |
| H22-01912 | Amazon Capital Service | 28 | Sunkist/ergonomics/Erin Murphy | 010-4300 | 74.57 |
| H22-01913 | Amazon Capital Service | 01 | Food Service/Supplies | 130-4300 | 48.24 |
| H22-01914 | Amazon Capital Service | 16 | Emergency supplies | 010-4300 | 1,105.03 |
| H22-01915 | BDJtech | 01 | District / Technology /Prof Services/Supplies | 010-4400 | 3,099.38 |
| | | | | 010-5800 | 556.00 |
| H22-01916 | CompuWave, Inc | 01 | District/VMWare Server/Cables | 010-4300 | 8,349.54 |
| | | | | 010-4400 | 46,981.00 |
| | | | | 010-5800 | 42,762.00 |
| H22-01917 | Santa Barbara Zoo | 10 | Bard/USB/Fieldtrip | 010-5800 | 193.50 |
| H22-01918 | Headset Advisor | 16 | E.O Green/Ergonomic/Alma Alvarez | 010-4300 | 196.63 |
| H22-01919 | Headset Advisor | 16 | E.O Green/Ergonomic/Johanna Ayala | 010-4300 | 196.63 |
| H22-01920 | Headset Advisor | 16 | E.O Green/Ergonomic/Diane Gomez | 010-4300 | 196.63 |
| H22-01921 | Headset Advisor | 28 | Sunkist/Ergonomic/Erin Murphy | 010-4300 | 195.73 |
| H22-01922 | Versare Portable Products | 28 | Sunkist/space partitions | 010-4300 | 2,085.75 |
| H22-01923 | Tri County Office Furniture | 01 | Green/Ergonomic/Johanna Ayala & Alma Alvarez | 010-4300 | 935.98 |
| H22-01924 | Amazon Capital Service | 16 | Health office supplies | 010-4300 | 388.07 |
| H22-01925 | Amazon Capital Service | 26 | Parkview/GF/Office Supplies | 010-4300 | 213.52 |
| H22-01926 | Amazon Capital Service | 24 | Larsen/GF/nurse supplies | 010-4300 | 22.91 |
| H22-01927 | Amazon Capital Service | 26 | Parkview/GF/Office Supplies | 010-4300 | 31.50 |
| H22-01928 | Amazon Capital Service | 30 | Work Load Reduc. Hernandez | 010-4300 | 218.48 |
| H22-01929 | Aramsco Inc. | 28 | Sunkist/Janitorial | 010-4300 | 1,077.61 |
| H22-01930 | Prime Masonry Materials | 30 | Williams/Service | 216-6200 | 10,942.82 |
| H22-01931 | Savvas Learning Company LLC | 02 | Ed Services/LCFF/Math Supplies | 010-4100 | 111.06 |
| H22-01932 | School Specialty, LLC | 26 | Parkview/GF/Classroom Materials | 010-4300 | 643.80 |
| H22-01933 | Sinclair Sanitary Supply Inc | 28 | Sunkist/Janitorial Supplies | 010-4300 | 184.52 |
| H22-01934 | FCG Environmental | 22 | Hueneme/Service | 216-6200 | 43,760.00 |
| H22-01935 | FCG Environmental | 28 | Sunkist/Service | 216-6200 | 43,760.00 |
| H22-01936 | Discount School Supply | 12 | Beach/ GF/ Supplies | 010-4300 | 214.46 |

The preceding Purchase Orders have been issued in accordance with the District's Purchasing Policy and authorization of the Board of Trustees. It is recommended that the preceding Purchase Orders be approved and that payment be authorized upon delivery and acceptance of the items ordered.

ESCAPE ONLINE

| Includes 02/01/2022 - 02/28/2022 | | | | | | |
|----------------------------------|---|------|--|-------------|----------------|--|
| PO Number | Vendor Name | Site | Description | Fund Object | Account Amount | |
| H22-01937 | Amazon Capital Service | 03 | PSS/Supplies for Jamie McConnell @ Larsen (OT) | 010-4300 | 79.16 | |
| H22-01938 | Amazon Capital Service | 03 | PSS/Office Supplies | 010-4300 | 64.70 | |
| H22-01939 | Amazon Capital Service | 26 | Parkview/ELOG/Classroom Materials | 010-4200 | 146.73 | |
| | | | | 010-4300 | 99.14 | |
| H22-01940 | Amazon Capital Service | 90 | Books for 6th gardens | 010-4200 | 149.82 | |
| H22-01941 | Amazon Capital Service | 26 | Parkview/ELOG/Books | 010-4200 | 545.00 | |
| H22-01942 | Amazon Capital Service | 26 | Parkview/ELOG/Classroom Materials | 010-4300 | 227.43 | |
| H22-01943 | Amazon Capital Service | 26 | Parkview/LCFF/Flash Drives | 010-4300 | 27.17 | |
| H22-01944 | Amazon Capital Service | 90 | Card Stock | 010-4300 | 34.63 | |
| H22-01945 | Amazon Capital Service | 14 | Blackstock/LCFF-ELOG/PE | 010-4300 | 49.93 | |
| H22-01946 | Amazon Capital Service | 24 | Lrsen/ELOG/Calming Corner Supplies | 010-4300 | 428.87 | |
| H22-01947 | Amazon Capital Service | 28 | LCFF Mat'ls/Supplies Administrative (for office) | 010-4300 | 117.77 | |
| H22-01948 | Amazon Capital Service | 18 | Hathaway/ELOG/Supplies | 010-4300 | 107.04 | |
| H22-01949 | Amazon Capital Service | 26 | Parkview/ELOG/Classroom Materials | 010-4300 | 16.41 | |
| H22-01950 | Amazon Capital Service | 90 | Books | 010-4200 | 310.79 | |
| H22-01951 | Amazon Capital Service | 03 | PSS/Supplies for Students | 010-4300 | 939.14 | |
| H22-01952 | Amazon Capital Service | 99 | ASES/ ELO/ Supplies | 010-4300 | 141.46 | |
| H22-01953 | Amazon Capital Service | 99 | ASES/ PKV/ Supplies | 010-4300 | 129.31 | |
| H22-01954 | Amazon Capital Service | 18 | Hathaway/Workload Reduction/Supplies | 010-4300 | 51.34 | |
| H22-01955 | Amazon Capital Service | 99 | ASES/ PKV/ Supplies | 010-4300 | 193.72 | |
| H22-01956 | Amazon Capital Service | 99 | ASES/ Supplies/ Water Day | 010-4300 | 288.01 | |
| H22-01957 | Apple Inc | 03 | PSS/IPads for Speech | 010-4300 | 6,474.50 | |
| H22-01958 | Carrie A. Kouri | 03 | PSS/Supplies for Student - Bus Seat Belt | 010-4300 | 201.65 | |
| H22-01959 | Lakeshore Store #038 | 26 | Parkview/ELOG/Classroom Materials | 010-4300 | 280.46 | |
| H22-01960 | Chau, Luna! | 26 | Parkview/ELOG/Books | 010-4200 | 429.10 | |
| H22-01961 | Perma Bound C/O Allen Elliott | 26 | Parkview/ELOG/Books | 010-4200 | 3,286.70 | |
| H22-01962 | AramSCO Inc. | 26 | Parkview/LCFF/Custodial Supplies | 010-4300 | 703.73 | |
| H22-01963 | VCOE | 01 | District / H.R. / Prof Services | 010-5800 | 2,850.00 | |
| H22-01964 | Barnes & Noble Inc #2054 Account #6121495 | 10 | Bard/ELOG/Supplies | 010-4200 | 372.68 | |
| H22-01965 | Lakeshore Store #038 | 22 | Hueneme/LCFF/Supply | 010-4300 | 114.06 | |
| H22-01966 | Lakeshore Store #038 | 24 | Larsen/ELOG/Supplies | 010-4300 | 157.25 | |
| H22-01967 | Lakeshore Store #038 | 24 | Larsen/ELOG/supplies | 010-4400 | 599.78 | |
| H22-01968 | Office Depot School Division | 22 | Hueneme/LCFF/Supply | 010-4300 | 190.05 | |
| H22-01969 | Fernando Albert Salinas | 16 | Mrs. Ring/Poets in the Classroom/ELOG | 010-4300 | 625.00 | |
| | | | | 010-5800 | 750.00 | |

The preceding Purchase Orders have been issued in accordance with the District's Purchasing Policy and authorization of the Board of Trustees. It is recommended that the preceding Purchase Orders be approved and that payment be authorized upon delivery and acceptance of the items ordered.

ESCAPE ONLINE

Includes 02/01/2022 - 02/28/2022

| PO Number | Vendor Name | Site | Description | Fund Object | Account Amount |
|-----------|--|------|--|----------------------|--------------------|
| H22-01970 | Success By Design Inc. | 22 | Hueneme/ LCFF/ Supply | 010-4300 | 587.59 |
| H22-01971 | Scholastic | 18 | Hathaway/ELOG/Books | 010-4200 | 21.85 |
| H22-01972 | Staple Technology Solution | 14 | Blackstock/printer/Room 19 | 010-4300 | 349.99 |
| H22-01973 | Markerboard People | 10 | Bard/ELOG/Supplies | 010-4300 | 47.26 |
| H22-01974 | Breakout EDU | 16 | Ms. Burubeltz/ ELOG/Subscription | 010-5800 | 1,091.41 |
| H22-01975 | School Specialty, LLC | 26 | Parkview/LCFF/Classroom Materials | 010-4300 | 354.20 |
| H22-01976 | Gopher Sport | 26 | Parkview/ELOG/Playground Equipment | 010-4300 | 510.04 |
| H22-01977 | StuntMaster Inc. | 24 | Larsen/ELOG/Service | 010-5800 | 1,275.00 |
| H22-01978 | VCOE-Ed. Services Center | 02 | Ed. Projects/LCFF/Registration | 010-5200 | 100.00 |
| H22-01979 | Carnitas El Brother Mexican Grill | 02 | Ed Services/LCFF/Supplies | 010-4300 | 62.35 |
| H22-01980 | VCOE | 02 | Ed. Services/Title I/Registration | 010-5200 | 100.00 |
| H22-01981 | VCOE | 02 | Ed. Services/Title I/Registration | 010-5200 | 100.00 |
| H22-01982 | Jordano's | 08 | Food Service/ Supplies | 130-4300 130-6400 | 377.99 6,831.87 |
| H22-01983 | Ventura County Star | 01 | District/Professional Services/RFP Proposals | 010-5800 | 317.20 |
| H22-01984 | AVID | 01 | AVID/Training Digital XP-August 2-4, 2022 | 010-5200 | 2,550.00 |
| H22-01985 | Tri County Office Furniture | 01 | sunkist/Ergonomic/Erin Murphy | 010-4300 | 491.27 |
| H22-01986 | VCOE-SELPA | 03 | PSS/Training for Stevie Brumwell | 010-5200 | 54.38 |
| H22-01987 | Jordano's | 08 | Food Service/Supplies | 130-4300 | 126.75 |
| H22-01988 | Staples Advantage | 01 | District/HR/Supplies | 010-4300 | 195.73 |
| H22-01989 | Amazon Capital Service | 22 | Hueneme/Title 1/Supply | 010-4300 | 252.28 |
| H22-01990 | Amazon Capital Service | 22 | Hueneme/Title 1/Supply | 010-4300 | 41.31 |
| H22-01991 | Amazon Capital Service | 16 | Materials and Supplies | 010-4300 | 18.85 |
| H22-01992 | Amazon Capital Service | 22 | Hueneme/Workload Reduction/Supply | 010-4300 | 78.23 |
| H22-01993 | Amazon Capital Service | 99 | ASES/ Book Orders | 010-4200 | 8,586.38 |
| H22-01994 | Amazon Capital Service | 99 | ELO/ Sewing Supplies | 010-4300 | 42.89 |
| H22-01995 | Telcom Communications | 28 | Sunkist/ LCFF Goal 2 Action 9 | 010-4300 | 446.87 |
| H22-01996 | Scholastic (book Club) | 28 | Sunkist/LCFF Supplies | 010-4200 | 3,966.30 |
| H22-01997 | Barnes & Noble Inc #2054 Account #6121495 | 03 | PSS/Supplies for Alyssa Garcia @ Blkstock (RSP | 010-4200 | 236.81 |
| H22-01998 | Lakeshore Store #038 | 03 | PSS/Supplies for Danna Nabor @ Parkview (SDC) | 010-4300 | 221.50 |
| H22-01999 | Psychological Corporation Order Service Center | 03 | PSS/Testing kits for psychologist | 010-4300 | 2,728.94 |
| H22-02000 | Teachers Pay Teachers | 03 | PSS/Digital Supplies for Shannon Sutherland (SLP) | 010-4300 | 65.74 |
| H22-02001 | CASP | 03 | PSS/Conference for Brian Medel | 010-5200 | 519.83 |

The preceding Purchase Orders have been issued in accordance with the District's Purchasing Policy and authorization of the Board of Trustees. It is recommended that the preceding Purchase Orders be approved and that payment be authorized upon delivery and acceptance of the items ordered.

ESCAPE ONLINE

Page 9 of 11

| Includes 02/01/2022 - 02/28/2022 | | | | | | |
|----------------------------------|---|------|--|-------------|----------------|--------------------------|
| PO Number | Vendor Name | Site | Description | Fund Object | Account Amount | |
| H22-02002 | Amazon Capital Service | 01 | ASES | 010-4300 | 71.11 | |
| H22-02003 | Amazon Capital Service | 22 | Hueneme/LCFF/Supply | 010-4300 | 151.27 | |
| H22-02004 | Amazon Capital Service | 22 | Hueneme/Workload Reduction/Supply | 010-4300 | 768.75 | |
| H22-02005 | Amazon Capital Service | 24 | Larsen/ELOG/books | 010-4200 | 419.26 | |
| H22-02006 | Amazon Capital Service | 24 | Larsen/ELOG/Instructional Supplies | 010-4300 | 41.43 | |
| H22-02007 | Amazon Capital Service | 18 | Hathaway/ELOG/Materials | 010-4300 | 257.60 | |
| H22-02008 | Amazon Capital Service | 18 | Hathaway/ELOG/Materials | 010-4300 | 141.93 | |
| H22-02009 | Amazon Capital Service | 24 | Larsen/ELOG/Admin Supplies | 010-4300 | 961.40 | |
| H22-02010 | Amazon Capital Service | 18 | Hathaway/ELOG/Supplies | 010-4300 | 466.18 | |
| H22-02011 | Amazon Capital Service | 90 | Supplies | 010-4300 | 51.26 | |
| H22-02012 | Amazon Capital Service | 22 | Hueneme/Supply | 010-4300 | 16.61 | |
| H22-02013 | Amazon Capital Service | 12 | Beach/ LCFF/ Supplies | 010-4300 | 94.83 | |
| H22-02014 | Amazon Capital Service | 26 | Parkview/Ergonomics/Shannon Sutherland | 010-4300 | 380.92 | |
| H22-02015 | Lakeshore Store #038 | 18 | Hathaway/ELOG/Supplies | 010-4300 | 76.11 | |
| H22-02016 | Lakeshore Store #038 | 18 | Hathaway/ELOG/Supplies | 010-4300 | 250.02 | |
| H22-02017 | LAZEL, Inc. | 10 | Bard/ELOG/Subscription | 010-5800 | 247.95 | |
| H22-02018 | Aramco Inc. | 24 | Larsen/LCFF/Supplies | 010-4300 | 1,202.23 | |
| H22-02019 | Lakeshore Store #038 | 24 | Larsen/ELOG/Supplies | 010-4300 | 195.56 | |
| H22-02020 | School Specialty, LLC | 24 | Larsen/ELOG/Instructional Supplies | 010-4300 | 2,379.12 | |
| H22-02021 | Lakeshore Store #038 | 10 | Bard/ELOG/Supplies | 010-4300 | 591.53 | |
| H22-02022 | Staple Technology Solution | 24 | Larsen/Printer Room 13/Mr. Calderon | 010-4300 | 349.99 | |
| H22-02023 | Aramco Inc. | 24 | Larsen/LCFF/Custodial Supplies | 010-4300 | 185.01 | |
| H22-02024 | Oriental Trading Co Inc | 26 | Parkview/LCFF/Bookmarks | 010-4300 | 86.96 | |
| H22-02025 | Lakeshore Store #038 | 24 | Larsen/ELOG/Instructional Supplies | 010-4300 | 348.51 | |
| H22-02026 | Carnitas El Brother Mexican Grill | 10 | Bard/LCFF/Supplies | 010-4300 | 71.25 | |
| H22-02027 | Education.com Holdings, Inc. | 10 | Bard/ELOG/Membership | 010-5800 | 150.00 | |
| H22-02028 | Saddleback Educational, Inc. | 03 | PSS/Supplies for Julie Prigge @ Blackstock (SDC) | 010-4200 | 299.41 | |
| H22-02029 | Barco's Outdoor Products | 26 | Parkview/ELOG/outdoor classrooms | 010-4300 | 2,331.60 | |
| | | | | 010-4400 | 13,274.86 | |
| | | | | 010-5800 | 80.00 | |
| H22-02030 | Displays4Sales | 26 | Parkview/ELOG/outside classroom | 010-4400 | 1,427.89 | |
| H22-02031 | Ventura Co. Schools SFA C/O Athens Administrators | 01 | W/C overpayment Guadalupe Lucio | 010-2200 | 213.68 | |
| Total Number of POs | | | | 332 | Total | <u>789,418.53</u> |

The preceding Purchase Orders have been issued in accordance with the District's Purchasing Policy and authorization of the Board of Trustees. It is recommended that the preceding Purchase Orders be approved and that payment be authorized upon delivery and acceptance of the items ordered.

Includes 02/01/2022 - 02/28/2022

PO Changes

| | <u>New PO Amount</u> | <u>Fund/ Object</u> | <u>Description</u> | <u>Change Amount</u> |
|-----------|----------------------|-------------------------|---|----------------------|
| B22-00001 | 30,000.00 | 010-6400 | General Fund/Equipment | 5,000.00 |
| B22-00003 | 85,450.00 | 010-4300 | General Fund/Materials and Supplies | .00 |
| B22-00004 | 24,937.50 | 010-4300 | General Fund/Materials and Supplies | 164.07- |
| B22-00004 | 24,937.50 | 010-4400 | General Fund/Non-Capitalized Equipment | .15- |
| B22-00004 | 24,937.50 | 010-5600 | General Fund/Repairs | .02- |
| B22-00004 | 24,937.50 | 010-6400 | General Fund/Equipment | .02- |
| | | | Total PO B22-00004 | 164.26- |
| B22-00215 | 444,349.41 | 010-5100 | General Fund/Subagreements Contracts | 278,660.13 |
| B22-00226 | 8,500.00 | 010-5800 | General Fund/Professnl/Consult Serv & Opera | 1,000.00 |
| H22-00885 | 356.22 | 010-4300 | General Fund/Materials and Supplies | 56.44 |
| H22-01210 | 19,916.84 | 010-4300 | General Fund/Materials and Supplies | 377.91 |
| H22-01391 | 500.26 | 010-4300 | General Fund/Materials and Supplies | 107.00 |
| H22-01406 | 1,153.65 | 010-4300 | General Fund/Materials and Supplies | 124.61 |
| H22-01553 | 13,967.98 | 010-4400 | General Fund/Non-Capitalized Equipment | 90.00 |
| H22-01671 | 2,517.97 | 010-4300 | General Fund/Materials and Supplies | 146.73 |
| H22-01678 | 965.79 | 010-4300 | General Fund/Materials and Supplies | 28.17- |
| H22-01684 | 220.78 | 010-4300 | General Fund/Materials and Supplies | 27.75 |
| H22-01699 | 1,362.30 | 010-4300 | General Fund/Materials and Supplies | 22.83 |
| | | | Total PO Changes | 285,420.97 |

The preceding Purchase Orders have been issued in accordance with the District's Purchasing Policy and authorization of the Board of Trustees. It is recommended that the preceding Purchase Orders be approved and that payment be authorized upon delivery and acceptance of the items ordered.

ESCAPE ONLINE

Page 11 of 11

Checks Dated 02/01/2022 through 02/28/2022

| Check Number | Check Date | Pay to the Order of | Fund-Object | Expensed Amount | Check Amount |
|--------------|------------|-------------------------------------|-------------|-----------------|--------------|
| 5002050760 | 02/01/2022 | All City Mgmt Services, Inc. | 010-5800 | | 1,021.20 |
| 5002050761 | 02/01/2022 | Aramsco Inc. | 010-4300 | | 258.73 |
| 5002050762 | 02/01/2022 | Bridging Voices-Uniendo Voces | 010-5800 | | 2,495.40 |
| 5002050763 | 02/01/2022 | Center for the Collaborative | 010-4200 | 2,251.20 | |
| | | | Unpaid Tax | 28.80- | 2,222.40 |
| 5002050764 | 02/01/2022 | CMH Centers for Family Health | 010-5800 | | 860.00 |
| 5002050765 | 02/01/2022 | FCG Environmental | 216-6200 | | 10,425.00 |
| 5002050766 | 02/01/2022 | Fit and Fun Playscapes LLC | 010-4300 | 1,869.85 | |
| | | | Unpaid Tax | 149.85- | 1,720.00 |
| 5002050767 | 02/01/2022 | Food Safety Systems | 130-5800 | | 3,235.00 |
| 5002050768 | 02/01/2022 | Hoffman, Vance & Worthington | 010-5800 | | 2,500.00 |
| 5002050769 | 02/01/2022 | Jordano's | 130-4300 | 38.62 | |
| | | | 130-4400 | 5,409.96 | 5,448.58 |
| 5002050770 | 02/01/2022 | KENCO Construction Services | 216-6200 | | 20,520.00 |
| 5002050771 | 02/01/2022 | Kuypers Consulting Inc | 010-5200 | | 1,400.00 |
| 5002050772 | 02/01/2022 | Lakeshore Learning Materials | 010-4300 | 4,598.13 | |
| | | | 010-4400 | 1,244.05 | 5,842.18 |
| 5002050773 | 02/01/2022 | Mobile Mini Inc | 010-5699 | | 93.91 |
| 5002050774 | 02/01/2022 | Office Depot | 010-4300 | | 431.06 |
| 5002050775 | 02/01/2022 | ReadyRefresh by Nestle | 010-4300 | | 196.96 |
| 5002050776 | 02/01/2022 | School Specialty, LLC | 010-4300 | 3,209.32 | |
| | | | 010-4400 | 1,316.33 | 4,525.65 |
| 5002050777 | 02/01/2022 | Sinclair Sanitary Supply Inc | 010-4300 | 866.07 | |
| | | | Unpaid Tax | 3.92- | 862.15 |
| 5002050778 | 02/01/2022 | So Ca Edison Co | 010-5506 | | 394.19 |
| 5002050779 | 02/01/2022 | Teachers Curriculum Institute | 010-4100 | | 9,357.08 |
| 5002050780 | 02/01/2022 | Teachers Synergy LLC | 010-4300 | | 645.98 |
| 5002050781 | 02/01/2022 | Telcom Communications | 010-4300 | | 619.88 |
| 5002050782 | 02/01/2022 | Think Social Thinking | 010-4300 | | 1,273.23 |
| 5002050783 | 02/01/2022 | Time Warner Cable | 010-5903 | | 793.44 |
| 5002050784 | 02/01/2022 | Toledo Physical Education Supply Co | 010-4300 | | 137.01 |
| 5002050785 | 02/01/2022 | Verizon Business | 010-5800 | | 117.90 |
| 5002050786 | 02/01/2022 | Woodburn Press Ltd | 010-4300 | 146.95 | |
| | | | Unpaid Tax | 10.92- | 136.03 |
| 5002050787 | 02/03/2022 | Amazon Capital Service | 010-4300 | | 2,521.21 |
| 5002050788 | 02/03/2022 | Aramsco Inc. | 010-4300 | | 3,252.02 |
| 5002050789 | 02/03/2022 | Art Trek | 010-5800 | | 3,130.00 |
| 5002050790 | 02/03/2022 | Barnes & Noble Inc | 010-4200 | 739.24 | |
| | | | Unpaid Tax | 10.14- | 729.10 |
| 5002050791 | 02/03/2022 | Carnitas El Brother Mexican Grill | 010-4300 | | 62.35 |
| 5002050792 | 02/03/2022 | City of Oxnard ATTN City Corps | 010-5100 | 298,415.66 | |
| | | | 010-5800 | 7,255.08 | 305,670.74 |
| 5002050793 | 02/03/2022 | Commline Inc. | 010-4300 | | 4,272.57 |
| 5002050794 | 02/03/2022 | Crisis Prevention Institute | 010-5300 | | 200.00 |
| 5002050795 | 02/03/2022 | Demco Inc | 010-4300 | 3,433.94 | |
| | | | 010-4400 | 2,139.68 | 5,573.62 |
| 5002050796 | 02/03/2022 | Elemental Hardware Inc. | 010-5800 | | 4,000.00 |

The preceding Checks have been issued in accordance with the District's Policy and authorization of the Board of Trustees. It is recommended that the preceding Checks be approved.

ESCAPE ONLINE

Page 1 of 10

Checks Dated 02/01/2022 through 02/28/2022

| Check Number | Check Date | Pay to the Order of | Fund-Object | Expensed Amount | Check Amount |
|--------------|------------|--|-------------|-----------------|--------------|
| 5002050797 | 02/03/2022 | Gibbs International | 010-4300 | | 67.55 |
| 5002050798 | 02/03/2022 | Hensons Music Store | 010-4300 | | 236.12 |
| 5002050799 | 02/03/2022 | LogMein Communications Inc. | 010-5903 | | 8,929.98 |
| 5002050800 | 02/03/2022 | Kelly Paper Store | 010-4300 | 630.92 | |
| | | | Unpaid Tax | 2.89- | 628.03 |
| 5002050801 | 02/03/2022 | Kuypers Consulting Inc | 010-5200 | | 95.00 |
| 5002050802 | 02/03/2022 | Lakeshore Learning Materials | 010-4300 | | 195.68 |
| 5002050803 | 02/03/2022 | McGraw-Hill Companies Inc | 010-4100 | | 385.20 |
| 5002050804 | 02/03/2022 | Panorama Education | 010-5800 | | 6,000.00 |
| 5002050805 | 02/03/2022 | Pro-Ed | 010-4300 | | 113.74 |
| 5002050806 | 02/03/2022 | Quinn Company | 010-5699 | 3,415.99 | |
| | | | 010-5800 | 1,180.21 | 4,596.20 |
| 5002050807 | 02/03/2022 | Santa Barbara Zoo | 010-5800 | | 180.00 |
| 5002050808 | 02/03/2022 | School Specialty, LLC | 010-4300 | | 735.48 |
| 5002050809 | 02/03/2022 | Sinclair Sanitary Supply Inc | 010-4300 | | 2,363.94 |
| 5002050810 | 02/03/2022 | Social Thinking | 010-4300 | | 133.71 |
| 5002050811 | 02/03/2022 | Staples Technology Solution | 010-4300 | | 349.99 |
| 5002050812 | 02/03/2022 | Staples Advantage | 010-4300 | | 93.51 |
| 5002050813 | 02/03/2022 | Starfall Education | 010-5300 | | 270.00 |
| 5002050814 | 02/03/2022 | State Water Resources Control | 010-5800 | | 1,738.00 |
| 5002050815 | 02/03/2022 | Thomson-West/Barclays West Payment Center | 010-4300 | | 478.61 |
| 5002050816 | 02/03/2022 | VCOE | 010-5800 | | 83,790.00 |
| 5002050817 | 02/07/2022 | Transfiguracion, Rex | 010-4300 | | 97.84 |
| 5002050818 | 02/07/2022 | Recker, Stephen | 010-4300 | | 250.00 |
| 5002050819 | 02/07/2022 | Fullmer, Angie | 010-4300 | | 49.55 |
| 5002050820 | 02/07/2022 | Perez, Maria M | 010-5200 | | 25.48 |
| 5002050821 | 02/07/2022 | Duran, Katherine | 010-4300 | | 300.00 |
| 5002050822 | 02/07/2022 | Bernardo, Rolando | 010-4300 | | 103.72 |
| 5002050823 | 02/07/2022 | Middleton, Diane C | 010-4300 | | 203.76 |
| 5002050824 | 02/07/2022 | Reynoso, Ursulo | 010-4300 | | 235.94 |
| 5002050825 | 02/07/2022 | Hottendorf, Melanie B | 010-5200 | | 14.04 |
| 5002050826 | 02/07/2022 | Ambriz, Lino J | 010-4300 | | 115.48 |
| 5002050827 | 02/07/2022 | Sutherland, Shannon H | 010-5200 | | 41.50 |
| 5002050828 | 02/07/2022 | Daniel Fowler DBA Acorn Appliance Service | 130-5600 | | 222.50 |
| 5002050829 | 02/07/2022 | Amazon Capital Service | 010-4200 | 131.93 | |
| | | | 010-4300 | 2,001.03 | 2,132.96 |
| 5002050830 | 02/07/2022 | Apple Inc | 010-4300 | | 249.99 |
| 5002050831 | 02/07/2022 | AramSCO Inc. | 010-4300 | | 535.98 |
| 5002050832 | 02/07/2022 | Aswell Trophy | 010-4300 | | 223.72 |
| 5002050833 | 02/07/2022 | Balfour Beatty | 216-5800 | | 21,260.00 |
| 5002050834 | 02/07/2022 | Bridging Voices-Uniendo Voces | 010-5100 | 2,961.32 | |
| | | | 010-5800 | 20.68 | 2,982.00 |
| 5002050835 | 02/07/2022 | Ca IT in Education | 010-5800 | | 120.00 |
| 5002050836 | 02/07/2022 | Castle Air Inc | 130-5600 | | 1,368.75 |
| 5002050837 | 02/07/2022 | Central Restaurant Products | 130-4300 | | 370.26 |

The preceding Checks have been issued in accordance with the District's Policy and authorization of the Board of Trustees. It is recommended that the preceding Checks be approved.

ESCAPE ONLINE

Page 2 of 10

Checks Dated 02/01/2022 through 02/28/2022

| Check Number | Check Date | Pay to the Order of | Fund-Object | Expensed Amount | Check Amount |
|--------------|------------|--|-------------|-----------------|--------------|
| 5002050838 | 02/07/2022 | Channel Isl Beach Community Services District | 010-5502 | | 1,472.24 |
| 5002050839 | 02/07/2022 | Crown Castle Fiber LLC | 010-5903 | | 1,173.74 |
| 5002050840 | 02/07/2022 | CSNA | 130-5300 | | 55.00 |
| 5002050841 | 02/07/2022 | CyberCopy Inc. | 010-4300 | | 75.00 |
| 5002050842 | 02/07/2022 | Discount School Supply | 010-4300 | 1,164.53 | |
| | | | 010-4400 | 1,340.37 | 2,504.90 |
| 5002050843 | 02/07/2022 | Frontier Communications | 010-5903 | | 1,737.77 |
| 5002050844 | 02/07/2022 | Kwang Sung Lee DBA K & S Lawnmower | 010-4300 | | 436.99 |
| 5002050845 | 02/07/2022 | King Consulting | 010-5800 | | 2,775.00 |
| 5002050846 | 02/07/2022 | Lakeshore Learning Materials | 010-4300 | | 533.03 |
| 5002050847 | 02/07/2022 | Leons Trasmission Service, Inc | 010-5600 | | 3,126.68 |
| 5002050848 | 02/07/2022 | Live Scan Ventura | 010-5800 | | 60.00 |
| 5002050849 | 02/07/2022 | Mixteco/Indigena Community Organizing Project | 010-5800 | | 800.00 |
| 5002050850 | 02/07/2022 | Mobile Mini Inc | 010-5699 | | 160.70 |
| 5002050851 | 02/07/2022 | Pioneer Valley Books | 010-4300 | | 36.05 |
| 5002050852 | 02/07/2022 | Port Hueneme Marine Supply Co | 010-4300 | | 163.41 |
| 5002050853 | 02/07/2022 | Prime Masonry Materials | 010-4300 | | 1,055.61 |
| 5002050854 | 02/07/2022 | ReadyRefresh by Nestle | 010-4300 | | 621.90 |
| 5002050855 | 02/07/2022 | School Nutrition Association | 130-5300 | | 132.50 |
| 5002050856 | 02/07/2022 | School Specialty, LLC | 010-4300 | | 33.50 |
| 5002050857 | 02/07/2022 | Staples Advantage | 010-4300 | | 356.22 |
| 5002050858 | 02/07/2022 | Superior Sanitary Supplies | 010-4300 | | 940.95 |
| 5002050859 | 02/07/2022 | Uline | 010-4300 | | 263.09 |
| 5002050860 | 02/07/2022 | United Parcel Service | 010-5900 | | 52.35 |
| 5002050861 | 02/08/2022 | Amazon Capital Service | 010-4200 | 1,569.54 | |
| | | | 010-4300 | 2,871.71 | 4,441.25 |
| 5002050862 | 02/08/2022 | American Express Attn Payment Processing | 010-4300 | 1,632.97 | |
| | | | 010-5211 | 2,119.70 | |
| | | | 010-5218 | 1,742.53 | |
| | | | 010-5800 | 96.26 | 5,591.46 |
| 5002050863 | 02/08/2022 | AramSCO Inc. | 010-4300 | | 756.72 |
| 5002050864 | 02/08/2022 | Art Trek | 010-5800 | | 3,130.00 |
| 5002050865 | 02/08/2022 | Blick Art Materials | 010-4300 | | 346.88 |
| 5002050866 | 02/08/2022 | Castle Air Inc | 010-5600 | | 11,569.50 |
| 5002050867 | 02/08/2022 | First Book | 010-4200 | | 499.05 |
| 5002050868 | 02/08/2022 | Flinn Scientific Inc | 010-4300 | | 1,210.18 |
| 5002050869 | 02/08/2022 | Lakeshore Learning Materials | 010-4300 | | 6,219.33 |
| 5002050870 | 02/08/2022 | School Services of California | 010-5200 | | 550.00 |
| 5002050871 | 02/08/2022 | Sinclair Sanitary Supply Inc | 010-4300 | 488.11 | |
| | | | Unpaid Tax | 2.23- | 485.88 |
| 5002050872 | 02/08/2022 | State Of California (DOJ) Dept of Justice Acctg Office | 010-5800 | | 96.00 |

The preceding Checks have been issued in accordance with the District's Policy and authorization of the Board of Trustees. It is recommended that the preceding Checks be approved.

ESCAPE ONLINE

Page 3 of 10

Checks Dated 02/01/2022 through 02/28/2022

| Check Number | Check Date | Pay to the Order of | Fund-Object | Expensed Amount | Check Amount |
|--------------|------------|-------------------------------------|-------------|-----------------|--------------|
| 5002050873 | 02/08/2022 | U.S. Bank Corporate Payment Systems | 010-4300 | 11,125.00 | |
| | | | 010-5200 | 7,638.76 | |
| | | | 010-5300 | 107.75 | 18,871.51 |
| 5002050874 | 02/10/2022 | Adria Lomeli | 010-8699 | | 100.00 |
| 5002050875 | 02/10/2022 | Alejandra Gonzalez Solis | 010-8699 | | 100.00 |
| 5002050876 | 02/10/2022 | Armando Macias | 010-8699 | | 300.00 |
| 5002050877 | 02/10/2022 | Carlota Rosario | 010-8699 | | 50.00 |
| 5002050878 | 02/10/2022 | Claudia Vargas | 010-8699 | | 100.00 |
| 5002050879 | 02/10/2022 | Crystal Marie Zapata | 010-8699 | | 100.00 |
| 5002050880 | 02/10/2022 | Dallanara Navarro | 010-8699 | | 100.00 |
| 5002050881 | 02/10/2022 | David Quiroz | 010-8699 | | 100.00 |
| 5002050882 | 02/10/2022 | David Sanchez | 010-8699 | | 100.00 |
| 5002050883 | 02/10/2022 | Dianne Molinar | 010-8699 | | 100.00 |
| 5002050884 | 02/10/2022 | Dyana Urias | 010-8699 | | 375.00 |
| 5002050885 | 02/10/2022 | Ellen Denosta | 010-8699 | | 100.00 |
| 5002050886 | 02/10/2022 | Esmeralda Torres | 010-8699 | | 100.00 |
| 5002050887 | 02/10/2022 | Esmeralda Velasquez | 010-8699 | | 235.00 |
| 5002050888 | 02/10/2022 | Fideliina Sanchez | 010-8699 | | 100.00 |
| 5002050889 | 02/10/2022 | Gabriela Juarez | 010-8699 | | 300.00 |
| 5002050890 | 02/10/2022 | Gabriela Valencia | 010-8699 | | 200.00 |
| 5002050891 | 02/10/2022 | Ileri Plancarte Rosas | 010-8699 | | 100.00 |
| 5002050892 | 02/10/2022 | Irma Aguilar | 010-8699 | | 100.00 |
| 5002050893 | 02/10/2022 | Irma Campos | 010-8699 | | 100.00 |
| 5002050894 | 02/10/2022 | Isaias Hernandez | 010-8699 | | 100.00 |
| 5002050895 | 02/10/2022 | Juana Mendez | 010-8699 | | 300.00 |
| 5002050896 | 02/10/2022 | Laura Coronel | 010-8699 | | 100.00 |
| 5002050897 | 02/10/2022 | Laura Coronel | 010-8699 | | 100.00 |
| 5002050898 | 02/10/2022 | Laura Martinez | 010-8699 | | 100.00 |
| 5002050899 | 02/10/2022 | Linda Tran | 010-8699 | | 100.00 |
| 5002050900 | 02/10/2022 | Lydia Salas | 010-8699 | | 100.00 |
| 5002050901 | 02/10/2022 | Maira Vazquez | 010-8699 | | 100.00 |
| 5002050902 | 02/10/2022 | Maria Marquez | 010-8699 | | 100.00 |
| 5002050903 | 02/10/2022 | Maria Sahayun Diazconti | 010-8699 | | 175.00 |
| 5002050904 | 02/10/2022 | Michael Gogue | 010-8699 | | 100.00 |
| 5002050905 | 02/10/2022 | Neri Munoz | 010-8699 | | 375.00 |
| 5002050906 | 02/10/2022 | Nicolasa Cruz | 010-8699 | | 100.00 |
| 5002050907 | 02/10/2022 | Noemi Hernandez | 010-8699 | | 250.00 |
| 5002050908 | 02/10/2022 | Norma Torres | 010-8699 | | 100.00 |
| 5002050909 | 02/10/2022 | Paul Carruth | 010-8699 | | 375.00 |
| 5002050910 | 02/10/2022 | Penelope May | 010-8699 | | 300.00 |
| 5002050911 | 02/10/2022 | Rebecca Silva | 010-8699 | | 100.00 |
| 5002050912 | 02/10/2022 | Reina Renteria | 010-8699 | | 100.00 |
| 5002050913 | 02/10/2022 | Rocio Quezada | 010-8699 | | 375.00 |
| 5002050914 | 02/10/2022 | Salvador Mora | 010-8699 | | 375.00 |
| 5002050915 | 02/10/2022 | Salvador Villasenor | 010-8699 | | 100.00 |

The preceding Checks have been issued in accordance with the District's Policy and authorization of the Board of Trustees. It is recommended that the preceding Checks be approved.

ESCAPE ONLINE

Page 4 of 10

Checks Dated 02/01/2022 through 02/28/2022

| Check Number | Check Date | Pay to the Order of | Fund-Object | Expensed Amount | Check Amount |
|--------------|------------|--|-------------|-----------------|--------------|
| 5002050916 | 02/10/2022 | Seida Benavidez | 010-8699 | | 100.00 |
| 5002050917 | 02/10/2022 | Sonia Colmenares | 010-8699 | | 100.00 |
| 5002050918 | 02/10/2022 | Sonia Hampson | 010-8699 | | 100.00 |
| 5002050919 | 02/10/2022 | Stephanie Elliot-Workman | 010-8699 | | 100.00 |
| 5002050920 | 02/10/2022 | Sujeiri Apodaca | 010-8699 | | 375.00 |
| 5002050921 | 02/10/2022 | Urbano Meneses | 010-8699 | | 100.00 |
| 5002050922 | 02/10/2022 | Vanesa Bello Pahua | 010-8699 | | 200.00 |
| 5002050923 | 02/10/2022 | Wendy Aguilera | 010-8699 | | 100.00 |
| 5002050924 | 02/10/2022 | Yanett Cruz | 010-8699 | | 100.00 |
| 5002050925 | 02/10/2022 | Yanira Escamilla | 010-8699 | | 380.00 |
| 5002050926 | 02/10/2022 | Yvette Magana Cordova | 010-8699 | | 375.00 |
| 5002050927 | 02/10/2022 | Caraballo, Vicky | 010-4300 | | 259.54 |
| 5002050928 | 02/10/2022 | Mills, Michelle | 010-4300 | | 72.19 |
| 5002050929 | 02/10/2022 | Epstein, Joy | 010-5200 | | 637.86 |
| 5002050930 | 02/10/2022 | Granado, Maria | 010-4300 | | 880.83 |
| 5002050931 | 02/10/2022 | Robertson, Jerilyn | 010-5200 | | 39.55 |
| 5002050932 | 02/10/2022 | Verardo, Krista M | 010-4300 | | 67.05 |
| 5002050933 | 02/10/2022 | Perez, Felicitas | 010-4300 | | 183.36 |
| 5002050934 | 02/10/2022 | Benitez, Atenea | 010-5800 | | 59.88 |
| 5002050935 | 02/10/2022 | Nabors, Danna K | 010-4300 | | 119.89 |
| 5002050936 | 02/10/2022 | Smiley, Jennifer A | 010-5200 | | 802.48 |
| 5002050937 | 02/10/2022 | Ambriz, Lino J | 010-4300 | | 172.39 |
| 5002050938 | 02/10/2022 | Mares, Susan M | 010-4300 | | 52.73 |
| 5002050939 | 02/10/2022 | A-Z Bus Sales | 010-4300 | | 553.82 |
| 5002050940 | 02/10/2022 | Agromin | 010-4300 | | 65.44 |
| 5002050941 | 02/10/2022 | Amazon Capital Service | 010-4300 | 3,916.69 | |
| | | | 130-4300 | 3,697.56 | 7,614.25 |
| 5002050942 | 02/10/2022 | Aramsco Inc. | 010-4300 | | 654.86 |
| 5002050943 | 02/10/2022 | Carnitas El Brother Mexican Grill | 010-4300 | | 53.44 |
| 5002050944 | 02/10/2022 | City Of Oxnard/Treasurer Del Norte Regional Recycling | 010-5501 | | 226.21 |
| 5002050945 | 02/10/2022 | Fence Factory | 010-4300 | | 1,232.33 |
| 5002050946 | 02/10/2022 | Arturo Jimenez Concrete Pumping | 010-5600 | | 4,040.00 |
| 5002050947 | 02/10/2022 | Lakeshore Learning Materials | 010-4300 | 536.57 | |
| | | | Unpaid Tax | 3.43- | 533.14 |
| 5002050948 | 02/10/2022 | Otis Elevator | 010-5600 | | 3,078.00 |
| 5002050949 | 02/10/2022 | Silvas Oil Company Inc | 010-4300 | | 4,429.42 |
| 5002050950 | 02/10/2022 | Woodburn Press Ltd | 010-4300 | 553.43 | |
| | | | Unpaid Tax | 41.13- | 512.30 |
| 5002050951 | 02/14/2022 | Advantage Telecom | 010-5903 | | 112.95 |
| 5002050952 | 02/14/2022 | Amazon Capital Service | 010-4200 | 1,730.63 | |
| | | | 010-4300 | 3,125.70 | |
| | | | 130-4300 | 276.39 | 5,132.72 |
| 5002050953 | 02/14/2022 | California Wood Recycling dba Agromin Hort. Products | 010-5501 | | 437.16 |
| 5002050954 | 02/14/2022 | Casa Pacifica | 010-5800 | | 13,668.90 |
| 5002050955 | 02/14/2022 | Castle Air Inc | 010-5600 | | 10,616.69 |

The preceding Checks have been issued in accordance with the District's Policy and authorization of the Board of Trustees. It is recommended that the preceding Checks be approved.

ESCAPE ONLINE

Page 5 of 10

Checks Dated 02/01/2022 through 02/28/2022

| Check Number | Check Date | Pay to the Order of | Fund-Object | Expensed Amount | Check Amount |
|--------------|------------|--|-------------|-----------------|--------------|
| 5002050956 | 02/14/2022 | City Of Pt Hueneme | 010-5502 | | 7,357.42 |
| 5002050957 | 02/14/2022 | CMH Centers for Family Health | 010-5800 | | 320.00 |
| 5002050958 | 02/14/2022 | Coastal Pipco | 010-4300 | | 651.67 |
| 5002050959 | 02/14/2022 | Culligan of Ventura County | 010-5699 | | 43.00 |
| 5002050960 | 02/14/2022 | FG Wilcox Inc | 010-4300 | | 68.28 |
| 5002050961 | 02/14/2022 | Integrated Fire & Safety | 010-5600 | | 7,412.43 |
| 5002050962 | 02/14/2022 | Intermountain Lock & Security | 010-4300 | | 466.01 |
| 5002050963 | 02/14/2022 | Kwang Sung Lee DBA K & S Lawnmower | 010-4300 | | 566.02 |
| 5002050964 | 02/14/2022 | Kelly Paper Store | 010-9320 | | 7,727.50 |
| 5002050965 | 02/14/2022 | Main Electric Supply Company | 010-4300 | | 4,671.12 |
| 5002050966 | 02/14/2022 | Mobile Mini Inc | 010-5699 | | 317.68 |
| 5002050967 | 02/14/2022 | Oxnard Pipe & Supply | 010-4300 | 3,637.01 | |
| | | | 010-6400 | 7,428.99 | 11,066.00 |
| 5002050968 | 02/14/2022 | Pioneer Healthcare Service | 010-5100 | | 23,258.40 |
| 5002050969 | 02/14/2022 | Presentation Systems South | 010-4300 | 988.92 | |
| | | | Unpaid Tax | 73.49- | 915.43 |
| 5002050970 | 02/14/2022 | ProCare Therapy | 010-5800 | | 20,781.25 |
| 5002050971 | 02/14/2022 | Seaside Speech Therapy Inc. | 010-5100 | | 10,421.25 |
| 5002050972 | 02/14/2022 | So Ca Gas Company | 010-4300 | | 13.00 |
| 5002050973 | 02/14/2022 | Soliant Health | 010-5800 | | 7,125.00 |
| 5002050974 | 02/14/2022 | Southland Sod | 010-4300 | 743.86 | |
| | | | Unpaid Tax | 10.26- | 733.60 |
| 5002050975 | 02/14/2022 | US Postal Service Stamp Fulfillment Services | 010-5900 | 381.67 | |
| | | | Unpaid Tax | 29.87- | 351.80 |
| 5002050976 | 02/14/2022 | Staples Technology Solution | 010-4300 | | 707.19 |
| 5002050977 | 02/14/2022 | Staples Advantage | 010-4300 | | 1,080.41 |
| 5002050978 | 02/14/2022 | Therapy Travelers | 010-5100 | | 18,816.00 |
| 5002050979 | 02/14/2022 | VCOE | 010-5800 | | 68,300.00 |
| 5002050980 | 02/14/2022 | Ventura County Auto Suppy | 010-4300 | | 97.05 |
| 5002050981 | 02/14/2022 | Western Exterminator | 010-5500 | | 222.60 |
| 5002050982 | 02/15/2022 | A-Z Bus Sales | 010-4300 | 161.85 | |
| | | | 010-5600 | 1,507.52 | 1,669.37 |
| 5002050983 | 02/15/2022 | Amazon Capital Service | 010-4200 | 228.70 | |
| | | | 010-4300 | 7,602.66 | 7,831.36 |
| 5002050984 | 02/15/2022 | AramSCO Inc. | 010-4300 | | 3,594.69 |
| 5002050985 | 02/15/2022 | Barnes & Noble Inc | 010-4200 | | 607.30 |
| 5002050986 | 02/15/2022 | CDW-G (Chicago) | 010-4300 | | 190.10 |
| 5002050987 | 02/15/2022 | City Of Pt Hueneme Attn Finance Dept. | 010-5800 | | 1,171.20 |
| 5002050988 | 02/15/2022 | CommLine Inc. | 010-4300 | | 3,821.90 |
| 5002050989 | 02/15/2022 | Dell Marketing LP | 010-4300 | 17,133.25 | |
| | | | 010-4400 | 60,513.04 | 77,646.29 |
| 5002050990 | 02/15/2022 | The DQB Project | 010-4300 | 864.38 | |
| | | | Unpaid Tax | 69.38- | 795.00 |
| 5002050991 | 02/15/2022 | Heinemann | 010-4300 | | 3,991.64 |

The preceding Checks have been issued in accordance with the District's Policy and authorization of the Board of Trustees. It is recommended that the preceding Checks be approved.

ESCAPE ONLINE

Page 6 of 10

Checks Dated 02/01/2022 through 02/28/2022

| Check Number | Check Date | Pay to the Order of | Fund-Object | Expensed Amount | Check Amount |
|--------------|------------|-------------------------------|-------------|-----------------|--------------|
| 5002050992 | 02/15/2022 | Lakeshore Learning Materials | 010-4300 | | 742.40 |
| 5002050993 | 02/15/2022 | Musician's Friend | 010-4300 | | 5,334.19 |
| 5002050994 | 02/15/2022 | Office Depot | 010-4300 | | 964.99 |
| 5002050995 | 02/15/2022 | Securly Inc | 010-5800 | | 19,260.00 |
| 5002050996 | 02/15/2022 | Sinclair Sanitary Supply Inc | 010-4300 | | 660.12 |
| 5002050997 | 02/15/2022 | Time Warner Cable | 010-5903 | | 1,199.78 |
| 5002050998 | 02/15/2022 | VCOE | 010-5200 | | 200.00 |
| 5002050999 | 02/17/2022 | Rizo, Leticia | 010-4200 | | 439.02 |
| 5002051000 | 02/17/2022 | Dominguez, Carlos | 010-5200 | | 208.32 |
| 5002051001 | 02/17/2022 | Ramirez-Cervantes, Maria | 010-4300 | | 86.83 |
| 5002051002 | 02/17/2022 | Granado, Maria | 010-4300 | | 107.01 |
| 5002051003 | 02/17/2022 | Castellano, David | 010-4300 | | 398.09 |
| 5002051004 | 02/17/2022 | Fullmer, Angie | 010-4300 | | 37.50 |
| 5002051005 | 02/17/2022 | Verardo, Krista M | 010-4300 | | 336.68 |
| 5002051006 | 02/17/2022 | Luna, Evangelina A | 010-4300 | | 158.40 |
| 5002051007 | 02/17/2022 | Strohman, Olivia K | 010-4300 | | 59.90 |
| 5002051008 | 02/17/2022 | Saechao, Faye P | 010-5800 | | 60.00 |
| 5002051009 | 02/17/2022 | Widick, Desiree M | 010-4300 | | 7.97 |
| 5002051010 | 02/17/2022 | All City Mgmt Services, Inc. | 010-5800 | | 1,838.16 |
| 5002051011 | 02/17/2022 | Amazon Capital Service | 010-4200 | 2,356.80 | |
| | | | 010-4300 | 1,825.41 | 4,182.21 |
| 5002051012 | 02/17/2022 | AramSCO Inc. | 010-4300 | | 220.78 |
| 5002051013 | 02/17/2022 | Aswell Trophy | 010-4300 | | 132.90 |
| 5002051014 | 02/17/2022 | AT&T Mobility | 010-5909 | | 697.21 |
| 5002051015 | 02/17/2022 | Atlantis Utility | 216-6200 | | 13,643.13 |
| 5002051016 | 02/17/2022 | City Of Pt Hueneme | 010-5502 | | 1,866.68 |
| 5002051017 | 02/17/2022 | CompuVision | 010-5800 | | 930.22 |
| 5002051018 | 02/17/2022 | Dex Imaging | 010-4300 | | 201.64 |
| 5002051019 | 02/17/2022 | DocuProducts | 010-4300 | 363.72 | |
| | | | Unpaid Tax | 3.10- | 360.62 |
| 5002051020 | 02/17/2022 | E.J.Harrison & Sons Inc. | 010-5501 | | 93.00 |
| 5002051021 | 02/17/2022 | e3 Audiometrics | 010-4400 | | 1,125.56 |
| 5002051022 | 02/17/2022 | Federal Express | 010-5900 | | 70.35 |
| 5002051023 | 02/17/2022 | Frontier Communications | 010-5903 | | 927.55 |
| 5002051024 | 02/17/2022 | GLS US | 010-5800 | | 87.31 |
| 5002051025 | 02/17/2022 | Heinemann Library | 010-4300 | | 483.10 |
| 5002051026 | 02/17/2022 | Monet Construction, Inc. | 010-6200 | | 207,066.93 |
| 5002051027 | 02/17/2022 | Loring Navarro | 010-8650 | | 100.00 |
| 5002051028 | 02/17/2022 | ReadyRefresh by Nestle | 010-4300 | 35.00 | |
| | | | 130-4300 | 49.60 | 84.60 |
| 5002051029 | 02/17/2022 | Santa Barbara Zoo | 010-5800 | | 193.50 |
| 5002051030 | 02/17/2022 | School Services of California | 010-5200 | 1,300.00 | |
| | | | 010-5211 | 260.00 | 1,560.00 |
| 5002051031 | 02/17/2022 | Teachers Synergy LLC | 010-4300 | | 140.10 |
| 5002051032 | 02/17/2022 | Treetop Products, Inc. | 010-4300 | 65.00 | |
| | | | 010-4400 | 2,027.35 | 2,092.35 |

The preceding Checks have been issued in accordance with the District's Policy and authorization of the Board of Trustees. It is recommended that the preceding Checks be approved.

ESCAPE ONLINE

Page 7 of 10

Checks Dated 02/01/2022 through 02/28/2022

| Check Number | Check Date | Pay to the Order of | Fund-Object | Expensed Amount | Check Amount |
|--------------|------------|---|-------------|-----------------|--------------|
| 5002051033 | 02/17/2022 | Unity School Bus Parts | 010-4300 | 1,317.71 | |
| | | | Unpaid Tax | 95.30- | 1,222.41 |
| 5002051034 | 02/22/2022 | Airgas West | 010-5699 | | 63.15 |
| 5002051035 | 02/22/2022 | Amazon Capital Service | 010-4200 | 150.71 | |
| | | | 010-4300 | 6,427.92 | 6,578.63 |
| 5002051036 | 02/22/2022 | City Of Oxnard | 010-5502 | | 20,558.66 |
| 5002051037 | 02/22/2022 | Dell Marketing LP | 010-4300 | 2,127.62 | |
| | | | 010-4400 | 13,388.69 | 15,516.31 |
| 5002051038 | 02/22/2022 | FG Wilcox Inc | 010-4300 | | 83.03 |
| 5002051039 | 02/22/2022 | Ford of Ventura | 010-5600 | | 300.00 |
| 5002051040 | 02/22/2022 | Harbor Freight Tools | 010-4300 | | 90.77 |
| 5002051041 | 02/22/2022 | Lakeshore Learning Materials | 010-4300 | | 654.32 |
| 5002051042 | 02/22/2022 | Logic of English, Inc | 010-4300 | | 300.86 |
| 5002051043 | 02/22/2022 | Office Depot | 010-4300 | | 67.86 |
| 5002051044 | 02/22/2022 | Quill Corporation | 010-4300 | | 86.09 |
| 5002051045 | 02/22/2022 | Quinn Company | 010-5800 | | 178.78 |
| 5002051046 | 02/22/2022 | Santa Barbara Zoo | 010-5800 | | 621.00 |
| 5002051047 | 02/22/2022 | Saviers Smog | 010-5600 | | 61.00 |
| 5002051048 | 02/22/2022 | So Ca Gas Company | 010-5507 | | 6,860.96 |
| 5002051049 | 02/22/2022 | Uline | 010-4300 | | 383.33 |
| 5002051050 | 02/22/2022 | United Parcel Service | 010-5900 | | 72.00 |
| 5002051051 | 02/24/2022 | A-Z Bus Sales | 010-6400 | | 75,277.68 |
| 5002051052 | 02/24/2022 | Daniel Fowler DBA Acorn Appliance Service | 130-5600 | | 452.50 |
| 5002051053 | 02/24/2022 | Amazon Capital Service | 010-4200 | 724.20 | |
| | | | 010-4300 | 1,337.26 | 2,061.46 |
| 5002051054 | 02/24/2022 | AramSCO Inc. | 010-4300 | | 1,665.40 |
| 5002051055 | 02/24/2022 | ATDLE,c/oMWH Management Ser. | 010-5200 | | 450.00 |
| 5002051056 | 02/24/2022 | AVID Center Dept 270 | 010-5200 | | 5,250.00 |
| 5002051057 | 02/24/2022 | Barnes & Noble Inc | 010-4200 | | 569.00 |
| 5002051058 | 02/24/2022 | Carnitas El Brother Mexican Grill | 010-4300 | | 62.35 |
| 5002051059 | 02/24/2022 | Castle Air Inc | 130-5600 | | 495.00 |
| 5002051060 | 02/24/2022 | Center for Teaching | 010-5200 | | 1,700.00 |
| 5002051061 | 02/24/2022 | Central Restaurant Products | 130-4300 | 518.03 | |
| | | | 130-4400 | 755.81 | 1,273.84 |
| 5002051062 | 02/24/2022 | City of Oxnard Rec & Community Svcs | 010-5800 | | 600.00 |
| 5002051063 | 02/24/2022 | Curriculum Assoc Inc | 010-4300 | | 353.23 |
| 5002051064 | 02/24/2022 | CyberCopy Inc. | 010-4300 | | 525.00 |
| 5002051065 | 02/24/2022 | Dex Imaging | 010-4300 | | 7,154.88 |
| 5002051066 | 02/24/2022 | Driftwood Dairy Inc. | 130-9321 | | 36,193.33 |
| 5002051067 | 02/24/2022 | Dubbs Truck Parts | 010-4300 | | 10.40 |
| 5002051068 | 02/24/2022 | Fernando Albert Salinas | 010-4300 | 625.00 | |
| | | | 010-5800 | 750.00 | 1,375.00 |
| 5002051069 | 02/24/2022 | Food Safety Systems | 130-5800 | | 3,235.00 |
| 5002051070 | 02/24/2022 | Gold Star Foods Inc | 130-5600 | 341.05 | |
| | | | 130-9321 | 84,252.69 | 84,593.74 |

The preceding Checks have been issued in accordance with the District's Policy and authorization of the Board of Trustees. It is recommended that the preceding Checks be approved.

ESCAPE ONLINE

Page 8 of 10

Checks Dated 02/01/2022 through 02/28/2022

| Check Number | Check Date | Pay to the Order of | Fund-Object | Expensed Amount | Check Amount |
|--------------|------------|------------------------------------|-------------|-----------------|--------------|
| 5002051071 | 02/24/2022 | Home Depot | 010-4300 | 4,075.20 | |
| | | | 010-6400 | 1,572.11 | 5,647.31 |
| 5002051072 | 02/24/2022 | Benjamin Bache | 010-5800 | | 399.00 |
| 5002051073 | 02/24/2022 | Jordano's | 130-9321 | | 58,920.49 |
| 5002051074 | 02/24/2022 | Kwang Sung Lee DBA K & S Lawnmower | 010-4300 | | 65.88 |
| 5002051075 | 02/24/2022 | Lakeshore Learning Materials | 010-4300 | | 1,278.03 |
| 5002051076 | 02/24/2022 | Mobile Mini Inc | 010-5699 | | 97.32 |
| 5002051077 | 02/24/2022 | NV5 | 216-6200 | | 1,322.50 |
| 5002051078 | 02/24/2022 | Office Depot | 010-4300 | | 272.55 |
| 5002051079 | 02/24/2022 | P & R Paper Supply Inc. | 130-9329 | | 16,068.46 |
| 5002051080 | 02/24/2022 | 19six Architects | 216-6200 | | 13,188.25 |
| 5002051081 | 02/24/2022 | Prime Masonry Materials | 216-6200 | | 10,942.82 |
| 5002051082 | 02/24/2022 | RosettaStone | 010-4300 | 3,823.75 | |
| | | | Unpaid Tax | 70.00- | 3,753.75 |
| 5002051083 | 02/24/2022 | School Outfitters | 010-4300 | | 927.90 |
| 5002051084 | 02/24/2022 | School Specialty, LLC | 010-4300 | | 464.60 |
| 5002051085 | 02/24/2022 | Sinclair Sanitary Supply Inc | 010-4300 | 170.19 | |
| | | | Unpaid Tax | .78- | 169.41 |
| 5002051086 | 02/24/2022 | Softchoice Corporation | 010-5800 | | 23,373.20 |
| 5002051087 | 02/24/2022 | Staples Technology Solution | 010-4300 | | 181.60 |
| 5002051088 | 02/24/2022 | Tax Deferred Solutions | 010-9533 | 181,714.26 | |
| | | | 010-9539 | 1,350.00 | 183,064.26 |
| 5002051089 | 02/24/2022 | VCOE | 010-5200 | | 100.00 |
| 5002051090 | 02/24/2022 | VCOE | 010-5200 | | 100.00 |
| 5002051091 | 02/24/2022 | VCOE | 010-5200 | | 100.00 |
| 5002051092 | 02/24/2022 | VCOE | 010-5800 | | 2,850.00 |
| 5002051093 | 02/28/2022 | A-Z Bus Sales | 010-4300 | | 892.69 |
| 5002051094 | 02/28/2022 | All City Mgmt Services, Inc. | 010-5800 | | 2,042.40 |
| 5002051095 | 02/28/2022 | Amazon Capital Service | 010-4200 | 937.28 | |
| | | | 010-4300 | 9,941.55 | 10,878.83 |
| 5002051096 | 02/28/2022 | Antonio Jose Rivera | 010-5800 | | 6,900.00 |
| 5002051097 | 02/28/2022 | Aramsco Inc. | 010-4300 | | 11.97 |
| 5002051098 | 02/28/2022 | Assistance League School | 010-5100 | | 14,200.00 |
| 5002051099 | 02/28/2022 | Aswell Trophy | 010-4300 | | 107.96 |
| 5002051100 | 02/28/2022 | AVID Center Dept 270 | 010-5200 | | 2,550.00 |
| 5002051101 | 02/28/2022 | Barco's Outdoor Products | 010-4300 | 4,909.46 | |
| | | | 010-4400 | 9,058.52 | 13,967.98 |
| 5002051102 | 02/28/2022 | Castle Air Inc | 010-5600 | | 6,184.50 |
| 5002051103 | 02/28/2022 | Dance 4 Wellness | 010-5800 | | 10,000.00 |
| 5002051104 | 02/28/2022 | Dempsey Road Mutual Water Co | 010-5502 | | 2,320.00 |
| 5002051105 | 02/28/2022 | Discount Two Way Radio | 010-4300 | | 928.19 |
| 5002051106 | 02/28/2022 | Donahue Truck Sales, LLC | 010-5600 | | 917.48 |
| 5002051107 | 02/28/2022 | E.J.Harrison & Sons Inc. | 010-5501 | | 10,043.56 |
| 5002051108 | 02/28/2022 | EdTheory | 010-5800 | | 4,306.50 |
| 5002051109 | 02/28/2022 | Elemental Hardware Inc. | 010-5800 | | 12,500.00 |
| 5002051110 | 02/28/2022 | Fit and Fun Playscapes LLC | 010-4300 | 514.31 | |

The preceding Checks have been issued in accordance with the District's Policy and authorization of the Board of Trustees. It is recommended that the preceding Checks be approved.

ESCAPE ONLINE

Page 9 of 10

Checks Dated 02/01/2022 through 02/28/2022

| Check Number | Check Date | Pay to the Order of | Fund-Object | Expensed Amount | Check Amount |
|-------------------------------|------------|--|-------------|-----------------|---------------------|
| | | | Unpaid Tax | 39.31- | 475.00 |
| 5002051111 | 02/28/2022 | Gopher Sport NW5634 | 010-4300 | | 463.74 |
| 5002051112 | 02/28/2022 | Grainger | 010-4300 | | 185.38 |
| 5002051113 | 02/28/2022 | Harbor Freight Tools | 010-4300 | | 26.20 |
| 5002051114 | 02/28/2022 | Jordano's | 130-4300 | 377.99 | |
| | | | 130-6400 | 6,831.87 | 7,209.86 |
| 5002051115 | 02/28/2022 | Kwang Sung Lee DBA K & S Lawnmower | 010-4300 | | 164.26 |
| 5002051116 | 02/28/2022 | Kelly Paper Store | 010-4300 | | 3,272.10 |
| 5002051117 | 02/28/2022 | Lito Galang DBA Lito's Auto Repair | 010-5600 | | 787.00 |
| 5002051118 | 02/28/2022 | Main Electric Supply Company | 010-4300 | | 5,217.31 |
| 5002051119 | 02/28/2022 | MCI Comm Service | 010-5903 | | 34.93 |
| 5002051120 | 02/28/2022 | Multi Health System Inc | 010-4300 | | 1,206.25 |
| 5002051121 | 02/28/2022 | Scholastic (book Club) | 010-4200 | | 3,966.30 |
| 5002051122 | 02/28/2022 | Scholastic | 010-4200 | | 120.66 |
| 5002051123 | 02/28/2022 | School Specialty, LLC | 010-4300 | 219.38 | |
| | | | 010-4400 | 342.34 | 561.72 |
| 5002051124 | 02/28/2022 | Shred-It USA | 010-5800 | | 73.93 |
| 5002051125 | 02/28/2022 | So Ca Edison Co | 010-5506 | | 49,404.20 |
| 5002051126 | 02/28/2022 | So Ca Gas Company | 010-5507 | | 1,540.91 |
| 5002051127 | 02/28/2022 | Staples Advantage | 130-4300 | | 1,104.76 |
| 5002051128 | 02/28/2022 | StuntMaster Inc. | 010-5800 | | 1,275.00 |
| 5002051129 | 02/28/2022 | Tax Deferred Solutions | 010-9533 | | 400.00 |
| 5002051130 | 02/28/2022 | Telcom Communications | 010-4300 | | 446.87 |
| 5002051131 | 02/28/2022 | United Parcel Service | 010-5900 | | 36.00 |
| 5002051132 | 02/28/2022 | VCOE | 010-5100 | | 41,433.38 |
| 5002051133 | 02/28/2022 | Ventura Co. Schools SFA C/O At hens Administrators | 010-2200 | | 213.68 |
| 5002051134 | 02/28/2022 | Ventura County Auto Supply | 010-4300 | | 897.75 |
| Total Number of Checks | | | 375 | | 2,069,409.16 |

Fund Recap

| Fund | Description | Check Count | Expensed Amount |
|---------------------------|-------------------------|-------------|---------------------|
| 010 | General Fund | 351 | 1,754,349.14 |
| 130 | Cafeteria Fund | 20 | 224,403.12 |
| 216 | Measure B Building Fund | 7 | 91,301.70 |
| Total Number of Checks | | 375 | 2,070,053.96 |
| Less Unpaid Tax Liability | | | 644.80- |
| Net (Check Amount) | | | 2,069,409.16 |

The preceding Checks have been issued in accordance with the District's Policy and authorization of the Board of Trustees. It is recommended that the preceding Checks be approved.

HUENEME ELEMENTARY SCHOOL DISTRICT

BOARD AGENDA ITEM: REPORT OF MISCELLANEOUS INCOME FOR
FEBRUARY 2022

BOARD MEETING DATE: March 7, 2022

FROM: Patricia Marshall, Chief Business Official
Dr. Christine Walker, Superintendent

STAFF COMMENTRECOMMENDATION

For information only

BACKGROUND

The monthly miscellaneous income report is a summary of funds received in the district office and transmitted to the Ventura County Office of Education for deposit into the various funds of the district at the County Treasury.

The February report reflects the receipt of \$779,248.27 as follows:

| | Description | Amount |
|--|----------------------|--------------|
| | General Fund | \$235,708.97 |
| | Cafeteria Fund | \$543,539.30 |
| | Measure B Bldg. Fund | \$0 |
| | Developer Fee Fund | \$0 |
| | Student Funds | \$0 |
| | Totals | \$779,248.27 |

| COUNTY - County Account | | | | | | | | | | | |
|-------------------------|---|----------------------------------|----------|--------------|--------------|----------------------|------------|-----|------------|---------------------------|----------------|
| Receipt Id | Receipt Status | Customer | Batch Id | Receipt Type | Receipt Date | Customer Reference # | Invoice # | Loc | Deposit Id | Comment | Receipt Amount |
| DP22-0000875 | Posted | MAJESTICS CAR CLUB | 1432 | Cash | 02/01/22 | 007822 | | | CR170716 | FAC. USE - WMS | 20.00 |
| (011131) | 010- 8650- 0000- 0- 0000- 0000- 000- 000- 0000- 0 | | | | | 20.00 | | | | | |
| DP22-0000876 | Posted | (712518) Susan Burres | 1432 | Check | 02/01/22 | 1171 | AR22-00445 | 01 | CR170716 | JAN - MAR 2022 SUSAN BUF | 60.00 |
| (022204) | 010- 9537- - - - - - - - - - | | | | | 60.00 | | | | | |
| DP22-0000877 | Posted | (000214) Cynthia Sanchez | 1432 | Check | 02/01/22 | 1023 | AR22-00529 | | CR170716 | JAN - MAR 2022 CYNTHIA S | 423.00 |
| (022204) | 010- 9537- - - - - - - - - - | | | | | 423.00 | | | | | |
| DP22-0000878 | Posted | (000219) Mari Blaise Donovan | 1432 | Check | 02/01/22 | 30002 | AR22-00540 | 01 | CR170716 | JAN - MAR 2022 MARI BLAIS | 88.00 |
| (022204) | 010- 9537- - - - - - - - - - | | | | | 88.00 | | | | | |
| DP22-0000879 | Posted | (701503) State Of California | 1432 | Check | 02/01/22 | 60-653544 | AR22-00446 | | CR170716 | FED MEAL REIMB NOV 2021 | 520,774.30 |
| (041700) | 130- 8220- 5310- 0- 0000- 0000- 100- 000- 0000- 0 | | | | | 28,410.42 | | | | | |
| (041701) | 130- 8220- 5310- 0- 0000- 0000- 120- 000- 0000- 0 | | | | | 10,254.06 | | | | | |
| (041702) | 130- 8220- 5310- 0- 0000- 0000- 140- 000- 0000- 0 | | | | | 114,196.41 | | | | | |
| (041703) | 130- 8220- 5310- 0- 0000- 0000- 160- 000- 0000- 0 | | | | | 83,237.40 | | | | | |
| (041704) | 130- 8220- 5310- 0- 0000- 0000- 180- 000- 0000- 0 | | | | | 40,367.78 | | | | | |
| (041705) | 130- 8220- 5310- 0- 0000- 0000- 200- 000- 0000- 0 | | | | | 79,206.03 | | | | | |
| (041706) | 130- 8220- 5310- 0- 0000- 0000- 220- 000- 0000- 0 | | | | | 16,038.23 | | | | | |
| (041707) | 130- 8220- 5310- 0- 0000- 0000- 240- 000- 0000- 0 | | | | | 50,742.17 | | | | | |
| (041708) | 130- 8220- 5310- 0- 0000- 0000- 260- 000- 0000- 0 | | | | | 31,596.29 | | | | | |
| (041709) | 130- 8220- 5310- 0- 0000- 0000- 280- 000- 0000- 0 | | | | | 31,389.51 | | | | | |
| (041710) | 130- 8220- 5310- 0- 0000- 0000- 300- 000- 0000- 0 | | | | | 35,336.00 | | | | | |
| DP22-0000880 | Posted | (711339) Sunkist Elementary Scho | 1432 | Check | 02/01/22 | | | | CR170716 | DONATIONS - KROGER, CO | 678.26 |
| (011151) | 010- 8699- 0000- 0- 0000- 0000- 280- 000- D000- 0 | | | | | 678.26 | | | | | |
| DP22-0000881 | Posted | (000179) Estela Macias | 1432 | Check | 02/01/22 | 624 | AR22-00518 | | CR170716 | JAN - MAR 2022 ESTELA MA | 1,332.00 |
| (022204) | 010- 9537- - - - - - - - - - | | | | | 1,332.00 | | | | | |
| DP22-0000882 | Posted | (000179) Estela Macias | 1432 | Check | 02/01/22 | 625 | AR22-00518 | | CR170716 | JAN - MAR 2022 ESTELA MA | 54.00 |
| (022204) | 010- 9537- - - - - - - - - - | | | | | 54.00 | | | | | |
| DP22-0000883 | Posted | (000130) Dorothy Schwarze | 1432 | Check | 02/01/22 | 7344 | AR22-00571 | 01 | CR170716 | JAN - MAR 2022 DOROTHY S | 423.00 |
| (022204) | 010- 9537- - - - - - - - - - | | | | | 423.00 | | | | | |
| DP22-0000884 | Posted | (000129) Marian Meier | 1432 | Check | 02/01/22 | 2426 | AR22-00558 | 01 | CR170716 | JAN - MAR 2022 MARIAN ME | 423.00 |
| (022204) | 010- 9537- - - - - - - - - - | | | | | 423.00 | | | | | |
| DP22-0000885 | Posted | (000176) Lorice Lambert | 1432 | Check | 02/01/22 | 6531 | AR22-00496 | | CR170716 | JAN - MAR 2022 LORICE LAI | 423.00 |
| (022204) | 010- 9537- - - - - - - - - - | | | | | 423.00 | | | | | |
| DP22-0000886 | Posted | (710414) Donna Jimenez | 1432 | Check | 02/01/22 | 17486 | AR22-00493 | 01 | CR170716 | JAN - MAR 2022 DONNA JIM | 576.00 |
| (022204) | 010- 9537- - - - - - - - - - | | | | | 576.00 | | | | | |

* On Hold

Selection Sorted by Receipt Id, Filtered by (Org = 602, Starting Receipt Date = 2/1/2022, Ending Receipt Date = 2/28/2022, User Created = N, On Hold? = Y, No Invoice = Y, Accounts? = Y, Recap = O, Sort/Group =)

ESCAPE ONLINE

AR06a

Receipt Detail

| COUNTY - County Account | | | | | | | | | | | | |
|-------------------------|---|------------------------------------|----------|--------------|--------------|----------------------|------------|-----|------------|------------------------------|----------------|--|
| Receipt Id | Receipt Status | Customer | Batch Id | Receipt Type | Receipt Date | Customer Reference # | Invoice # | Loc | Deposit Id | Comment | Receipt Amount | |
| DP22-0000887 | Posted | (700101) Jo Ann Borchard | 1432 | Check | 02/01/22 | 4959 | AR22-00592 | 01 | CR170716 | JAN - MAR 2022 JO ANN BO | 570.00 | |
| (022204) | 010- 9537- | - - - - - | - | - | | 570.00 | | | | | | |
| DP22-0000888 | Posted | (712151) AYSO Region 148 | 1432 | Check | 02/01/22 | 4081 | AR22-00220 | 01 | CR170716 | SATURDAY FIELD USE - BL | 3,072.00 | |
| (011131) | 010- 8650- 0000- 0- 0000- 0000- 000- 000- 0000- 0 | | | | | 3,072.00 | | | | | | |
| DP22-0000889 | Posted | (712151) AYSO Region 148 | 1432 | Check | 02/01/22 | 4082 | AR22-00230 | 01 | CR170716 | SATURDAY FIELD USE - HA | 576.00 | |
| (011131) | 010- 8650- 0000- 0- 0000- 0000- 000- 000- 0000- 0 | | | | | 576.00 | | | | | | |
| DP22-0000890 | Posted | (000143) Chabad of Oxnard | 1432 | Check | 02/01/22 | 4110 | AR22-00418 | | CR170716 | Facility/Custodial 11-25-21 | 886.50 | |
| (011131) | 010- 8650- 0000- 0- 0000- 0000- 000- 000- 0000- 0 | | | | | 886.50 | | | | | | |
| DP22-0000891 | Posted | (711709) First Five Ventura County | 1432 | Check | 02/01/22 | 013013 | AR22-00222 | | CR170716 | FEB 2022 CLASSROOM LEA | 500.00 | |
| (011131) | 010- 8650- 0000- 0- 0000- 0000- 000- 000- 0000- 0 | | | | | 500.00 | | | | | | |
| DP22-0000892 | Posted | CUE, INC | 1432 | Check | 02/01/22 | 2621 | | | CR170716 | DONATION - PKVW PORTS | 400.00 | |
| (011150) | 010- 8699- 0000- 0- 0000- 0000- 260- 000- D000- 0 | | | | | 400.00 | | | | | | |
| DP22-0000893 | Posted | (711331) Beach Elementary Schoo | 1432 | Cash | 02/01/22 | 01/25/22 | | | CR170716 | OUTDOOR SCHOOL 01/25/2 | 600.00 | |
| (036296) | 010- 8699- 0000- 0- 0000- 0000- 120- 000- 9970- 0 | | | | | 600.00 | | | | | | |
| DP22-0000894 | Posted | (000060) Tax Deferred Solutions | 1434 | Check | 02/01/22 | 605486 | | | CR170716 | 403b refund - M. Granado; R. | 400.00 | |
| (022201) | 010- 9533- | - - - - - | - | - | | 400.00 | | | | | | |
| DP22-0000895 | Posted | (000095) Sylvia Gonzalez-Juarez | 1433 | Check | 02/02/22 | 5183 | AR22-00613 | 01 | CR170716 | JAN - MAR 2022 SYLVIA GOI | 423.00 | |
| (022204) | 010- 9537- | - - - - - | - | - | | 423.00 | | | | | | |
| DP22-0000896 | Posted | (000207) Susan Maria | 1433 | Check | 02/02/22 | 4037 | AR22-00556 | | CR170716 | JAN - MAR 2022 SUSAN MAF | 213.00 | |
| (022204) | 010- 9537- | - - - - - | - | - | | 213.00 | | | | | | |
| DP22-0000897 | Posted | (000207) Susan Maria | 1433 | Check | 02/02/22 | 4037 | AR22-00631 | | CR170716 | APR - JUN 2022 SUSAN MAF | 213.00 | |
| (022204) | 010- 9537- | - - - - - | - | - | | 213.00 | | | | | | |
| DP22-0000898 | Posted | (000207) Susan Maria | 1433 | Check | 02/02/22 | 4037 | | | CR170716 | JUL-SEP 2022 SUSAN MARI | 213.00 | |
| (022204) | 010- 9537- | - - - - - | - | - | | 213.00 | | | | | | |
| DP22-0000899 | Posted | (000207) Susan Maria | 1433 | Check | 02/02/22 | 4037 | | | CR170716 | OCT-DEC 2022 SUSAN MAR | 213.00 | |
| (022204) | 010- 9537- | - - - - - | - | - | | 213.00 | | | | | | |
| DP22-0000900 | Posted | (000208) Matt Martineau | 1433 | Check | 02/02/22 | 3369 | AR22-00519 | | CR170716 | JAN - MAR 2022 MATT MAR | 213.00 | |
| (022204) | 010- 9537- | - - - - - | - | - | | 213.00 | | | | | | |
| DP22-0000901 | Posted | (005383) Shirley Anderson | 1433 | Check | 02/02/22 | 2291 | AR22-00588 | 01 | CR170716 | JAN - MAR 2022 SHIRLEY AI | 186.00 | |
| (022204) | 010- 9537- | - - - - - | - | - | | 186.00 | | | | | | |
| DP22-0000902 | Posted | (702191) Paula Hackney-Smith | 1433 | Check | 02/02/22 | 7243 | AR22-00617 | | CR170716 | JAN - MAR 2022 PAULA HAC | 423.00 | |
| (022204) | 010- 9537- | - - - - - | - | - | | 423.00 | | | | | | |

* On Hold

Selection Sorted by Receipt Id, Filtered by (Org = 602, Starting Receipt Date = 2/1/2022, Ending Receipt Date = 2/28/2022, User Created = N, On Hold? = Y, No Invoice = Y, Accounts? = Y, Recap = O, Sort/Group =)

ESCAPE ONLINE

| COUNTY - County Account | | | | | | | | | | | | |
|-------------------------|----------------|------------------------------|----------|--------------|--------------|----------------------|------------|-----|------------|---------------------------|----------------|--|
| Receipt Id | Receipt Status | Customer | Batch Id | Receipt Type | Receipt Date | Customer Reference # | Invoice # | Loc | Deposit Id | Comment | Receipt Amount | |
| DP22-0000903 | Posted | (000184) Darlinda Wanderer | 1433 | Check | 02/02/22 | 1176 | AR22-00485 | 01 | CR170716 | JAN - MAR 2022 DARLINDA W | 423.00 | |
| (022204) | 010-9537- | - - - - - | - | - | | 423.00 | | | | | | |
| DP22-0000904 | Posted | (005567) Carolyn Zimring | 1433 | Check | 02/02/22 | 2704 | AR22-00586 | | CR170716 | JAN - MAR 2022 CAROLYN Z | 1,386.00 | |
| (022204) | 010-9537- | - - - - - | - | - | | 1,386.00 | | | | | | |
| DP22-0000905 | Posted | (000173) Rita Henry | 1433 | Check | 02/02/22 | 6017 | AR22-00619 | 00 | CR170716 | JAN - MAR 2022 RITA HENR | 213.00 | |
| (022204) | 010-9537- | - - - - - | - | - | | 213.00 | | | | | | |
| DP22-0000906 | Posted | (711577) Marlene Blanchard | 1433 | Check | 02/02/22 | 158 | AR22-00591 | 01 | CR170716 | JAN - MAR 2022 MARLENE E | 213.00 | |
| (022204) | 010-9537- | - - - - - | - | - | | 213.00 | | | | | | |
| DP22-0000907 | Posted | (711594) Elna Ranson | 1433 | Check | 02/02/22 | 5400 | AR22-00512 | 01 | CR170716 | JAN - MAR 2022 ELNA RANS | 142.00 | |
| (022204) | 010-9537- | - - - - - | - | - | | 142.00 | | | | | | |
| DP22-0000908 | Posted | (000180) Diane Mortimer | 1433 | Check | 02/02/22 | 5111 | AR22-00520 | | CR170716 | JAN - MAR 2022 DIANE MOR | 213.00 | |
| (022204) | 010-9537- | - - - - - | - | - | | 213.00 | | | | | | |
| DP22-0000909 | Posted | (000120) Annalyn Parvin | 1433 | Check | 02/02/22 | 11231 | AR22-00506 | 01 | CR170716 | JAN - MAR 2022 ANNALYN F | 213.00 | |
| (022204) | 010-9537- | - - - - - | - | - | | 213.00 | | | | | | |
| DP22-0000910 | Posted | (000235) Carrie Burton | 1433 | Check | 02/02/22 | 2171 | AR22-00536 | | CR170716 | JAN - MAR 2022 CARRIE BU | 423.00 | |
| (022204) | 010-9537- | - - - - - | - | - | | 423.00 | | | | | | |
| DP22-0000911 | Posted | (710368) Jan Comstock | 1433 | Check | 02/02/22 | 3960 | AR22-00603 | 01 | CR170716 | JAN - MAR 2022 JANET COM | 213.00 | |
| (022204) | 010-9537- | - - - - - | - | - | | 213.00 | | | | | | |
| DP22-0000912 | Posted | (702574) Barbara Smalley | 1433 | Check | 02/02/22 | 3385 | AR22-00573 | 01 | CR170716 | JAN - MAR 2022 BARBARA S | 2,883.00 | |
| (022204) | 010-9537- | - - - - - | - | - | | 2,883.00 | | | | | | |
| DP22-0000913 | Posted | (703357) Linda Cody | 1433 | Check | 02/02/22 | 14085 | AR22-00602 | | CR170716 | JAN - MAR 2022 LINDA COC | 5,469.00 | |
| (022204) | 010-9537- | - - - - - | - | - | | 5,469.00 | | | | | | |
| DP22-0000914 | Posted | (000151) Patricia Griffin | 1433 | Check | 02/02/22 | 831 | AR22-00616 | | CR170716 | JAN - MAR 2022 PATRICIA G | 192.00 | |
| (022204) | 010-9537- | - - - - - | - | - | | 192.00 | | | | | | |
| DP22-0000915 | Posted | (004264) Corine Otero Reeber | 1433 | Check | 02/02/22 | 1724 | AR22-00568 | 01 | CR170716 | JAN - MAR 2022 CORINE OT | 2,883.00 | |
| (022204) | 010-9537- | - - - - - | - | - | | 2,883.00 | | | | | | |
| DP22-0000916 | Posted | (000200) Donald Baughn | 1433 | Check | 02/02/22 | 424 | AR22-00534 | | CR170716 | JAN - MAR 2022 DONALD BA | 576.00 | |
| (022204) | 010-9537- | - - - - - | - | - | | 576.00 | | | | | | |
| DP22-0000917 | Posted | (000232) Lori Henson | 1433 | Check | 02/02/22 | 1717 | AR22-00548 | | CR170716 | JAN - MAR 2022 LORI HENS | 213.00 | |
| (022204) | 010-9537- | - - - - - | - | - | | 213.00 | | | | | | |
| DP22-0000918 | Posted | (712850) Indalicio Pascua | 1433 | Check | 02/02/22 | 3067 | AR22-00510 | 00 | CR170716 | JAN- MAR 2022 INDALICIO F | 54.00 | |
| (022204) | 010-9537- | - - - - - | - | - | | 54.00 | | | | | | |

* On Hold

Selection Sorted by Receipt Id, Filtered by (Org = 602, Starting Receipt Date = 2/1/2022, Ending Receipt Date = 2/28/2022, User Created = N, On Hold? = Y, No Invoice = Y, Accounts? = Y, Recap = O, Sort/Group =)

ESCAPE ONLINE

| COUNTY - County Account | | | | | | | | | | | | |
|-------------------------|---|---------------------------------|----------|--------------|--------------|----------------------|------------|-----|------------|------------------------------|----------------|--|
| Receipt Id | Receipt Status | Customer | Batch Id | Receipt Type | Receipt Date | Customer Reference # | Invoice # | Loc | Deposit Id | Comment | Receipt Amount | |
| DP22-0000919 | Posted | (000096) Lauren Gonzalez | 1433 | Check | 02/02/22 | 6736 | AR22-00614 | | CR170716 | JAN - MAR 2022 LAUREN GC | 213.00 | |
| (022204) | 010- 9537- | - - - - - | - | - | | 213.00 | | | | | | |
| DP22-0000920 | Posted | (004675) Cynthia Carpenter | 1433 | Check | 02/02/22 | 5078 | AR22-00501 | 01 | CR170716 | JAN - MAR 2022 CYNTHIA C. | 54.00 | |
| (022204) | 010- 9537- | - - - - - | - | - | | 54.00 | | | | | | |
| DP22-0000921 | Posted | (003144) Ross Carpenter | 1433 | Check | 02/02/22 | 5078 | AR22-00489 | 01 | CR170716 | JAN - MAR 2022 ROSS CARP | 423.00 | |
| (022204) | 010- 9537- | - - - - - | - | - | | 423.00 | | | | | | |
| DP22-0000922 | Posted | (700877) Evangeline Urias | 1433 | Check | 02/02/22 | 240 | AR22-00516 | 01 | CR170716 | JAN - MAR 2022 EVANGELIN | 141.00 | |
| (022204) | 010- 9537- | - - - - - | - | - | | 141.00 | | | | | | |
| DP22-0000923 | Posted | (700632) Barbara Pontinen | 1433 | Check | 02/02/22 | 5055 | AR22-00566 | 01 | CR170716 | JAN - MAR 2022 BARBARA F | 186.00 | |
| (022204) | 010- 9537- | - - - - - | - | - | | 186.00 | | | | | | |
| DP22-0000924 | Posted | (000153) Arlene Modell | 1433 | Check | 02/02/22 | 2425 | AR22-00561 | | CR170716 | JAN - MAR 2022 ARLENE MC | 423.00 | |
| (022204) | 010- 9537- | - - - - - | - | - | | 423.00 | | | | | | |
| DP22-0000925 | Posted | (713338) Marsha Brumana | 1433 | Check | 02/02/22 | 2275 | AR22-00596 | | CR170716 | JAN - MAR 2022 MARSHA BF | 141.00 | |
| (022204) | 010- 9537- | - - - - - | - | - | | 141.00 | | | | | | |
| DP22-0000926 | Posted | (000028) Richard Calzada | 1433 | Check | 02/02/22 | 2818 | AR22-00598 | | CR170716 | JAN - MAR 2022 RICHARD C | 186.00 | |
| (022204) | 010- 9537- | - - - - - | - | - | | 186.00 | | | | | | |
| DP22-0000927 | Posted | (000143) Chabad of Oxnard | 1433 | Check | 02/02/22 | 4112 | | | CR170716 | FAC USE - BEACH 03/17/22 | 20.00 | |
| (011131) | 010- 8650- 0000- 0- 0000- 0000- 000- 000- 0000- 0 | | | | | 20.00 | | | | | | |
| DP22-0000928 | Posted | (000143) Chabad of Oxnard | 1433 | Check | 02/02/22 | 4113 | | | CR170716 | FAC USE - BEACH 06/05/22 | 20.00 | |
| (011131) | 010- 8650- 0000- 0- 0000- 0000- 000- 000- 0000- 0 | | | | | 20.00 | | | | | | |
| DP22-0000929 | Posted | (701405) Ventura County Schools | 1433 | Check | 02/02/22 | 47230 | | | CR170716 | W/C - J. REYNOSO 01/05/22- | 754.62 | |
| (041845) | 130- 2200- 5310- 0- 0000- 3700- 280- 560- 0000- 6 | | | | | 754.62 | | | | | | |
| DP22-0000930 | Posted | (701405) Ventura County Schools | 1433 | Check | 02/02/22 | 47370 | | | CR170716 | W/C - G. LUCIO 01/06/22-01/1 | 84.29 | |
| (007266) | 010- 2200- 0000- 0- 0000- 8210- 000- 540- 0000- 6 | | | | | 84.29 | | | | | | |
| DP22-0000931 | Posted | (701405) Ventura County Schools | 1433 | Check | 02/02/22 | 47280 | | | CR170716 | W/C - G. LUCIO 01/11/22-01/1 | 915.69 | |
| (007266) | 010- 2200- 0000- 0- 0000- 8210- 000- 540- 0000- 6 | | | | | 915.69 | | | | | | |
| DP22-0000932 | Posted | (701405) Ventura County Schools | 1433 | Check | 02/02/22 | 47371 | | | CR170716 | W/C - G. LUCIO 01/10/22-01/1 | 42.15 | |
| (007266) | 010- 2200- 0000- 0- 0000- 8210- 000- 540- 0000- 6 | | | | | 42.15 | | | | | | |
| DP22-0000933 | Posted | (701405) Ventura County Schools | 1433 | Check | 02/02/22 | 47466 | | | CR170716 | W/C - M. CEJA 01/07/22-01/2 | 1,400.18 | |
| (041855) | 130- 2200- 5310- 0- 0000- 3700- 300- 560- 0000- 6 | | | | | 1,400.18 | | | | | | |
| DP22-0000934 | Posted | (701405) Ventura County Schools | 1433 | Check | 02/02/22 | 47509 | | | CR170716 | W/C - J. COLVIN 01/09/22-01. | 1,876.94 | |
| (007293) | 010- 2200- 8150- 0- 0000- 8110- 000- 530- 0000- 6 | | | | | 1,876.94 | | | | | | |

* On Hold

Selection Sorted by Receipt Id, Filtered by (Org = 602, Starting Receipt Date = 2/1/2022, Ending Receipt Date = 2/28/2022, User Created = N, On Hold? = Y, No Invoice = Y, Accounts? = Y, Recap = O, Sort/Group =)

ESCAPE ONLINE

| COUNTY - County Account | | | | | | | | | | | |
|-------------------------|---|-----------------------------------|----------|--------------|--------------|----------------------|------------|-----|------------|---------------------------|----------------|
| Receipt Id | Receipt Status | Customer | Batch Id | Receipt Type | Receipt Date | Customer Reference # | Invoice # | Loc | Deposit Id | Comment | Receipt Amount |
| DP22-0000935 | Posted | (711333) E.O. Green Jr High Schor | 1433 | Cash | 02/02/22 | 01/26/22 | | | CR170716 | LOST ID CARDS | 302.00 |
| (011144) | 010- 8699- 0000- 0- 0000- 0000- 160- 000- D000- 0 | | | | | 302.00 | | | | | |
| DP22-0000936 | Posted | (711333) E.O. Green Jr High Schor | 1438 | Cash | 02/02/22 | 01/26/22 | | | CR170716 | OUTDOOR SCHOOL | 675.00 |
| (026523) | 010- 8699- 0000- 0- 0000- 0000- 160- 000- 9970- 0 | | | | | 675.00 | | | | | |
| DP22-0000937 | Posted | (711754) U S Dept of Education | 1435 | Electronic F | 02/01/22 | 01/21/22 | | | CR170159 | IMPACT AID SECT 7003(d) F | 11,476.00 |
| (022394) | 010- 8110- 0000- 0- 0000- 0000- 000- 000- 7003- 0 | | | | | 11,476.00 | | | | | |
| DP22-0000938 | Posted | (000197) Demeria Waltz | 1436 | Check | 02/03/22 | 609 | AR22-00204 | 01 | CR170716 | JULY - SEPT 2021 DEMERIA | 213.00 |
| (022204) | 010- 9537- - - - - - - - - - | | | | | 213.00 | | | | | |
| DP22-0000939 | Posted | (000197) Demeria Waltz | 1436 | Check | 02/03/22 | 609 | AR22-00341 | 01 | CR170716 | OCT - DEC 2021 DEMERIA V | 213.00 |
| (022204) | 010- 9537- - - - - - - - - - | | | | | 213.00 | | | | | |
| DP22-0000940 | Posted | (000197) Demeria Waltz | 1436 | Check | 02/03/22 | 609 | AR22-00532 | 01 | CR170716 | JAN - MAR 2022 DEMERIA V | 213.00 |
| (022204) | 010- 9537- - - - - - - - - - | | | | | 213.00 | | | | | |
| DP22-0000941 | Posted | (702336) Sharon Fraser | 1436 | Check | 02/03/22 | 17728 | AR22-00610 | 01 | CR170716 | JAN - MAR 2022 SHARON FF | 27.00 |
| (022204) | 010- 9537- - - - - - - - - - | | | | | 27.00 | | | | | |
| DP22-0000942 | Posted | (701841) Bruce Fraser | 1436 | Check | 02/03/22 | 17728 | AR22-00609 | 01 | CR170716 | JAN - MAR 2022 BRUCE FR/ | 27.00 |
| (022204) | 010- 9537- - - - - - - - - - | | | | | 27.00 | | | | | |
| DP22-0000943 | Posted | (000142) Carmen Salcedo | 1436 | Check | 02/03/22 | 139 | AR22-00484 | | CR170716 | JAN - MAR 2022 CARMEN S/ | 423.00 |
| (022204) | 010- 9537- - - - - - - - - - | | | | | 423.00 | | | | | |
| DP22-0000944 | Posted | (000146) Lori Anaya | 1436 | Check | 02/03/22 | 0001910282 | AR22-00533 | | CR170716 | JAN - MAR 2022 LORI ANAY, | 213.00 |
| (022204) | 010- 9537- - - - - - - - - - | | | | | 213.00 | | | | | |
| DP22-0000945 | Posted | (000192) Nancy Nguyen | 1436 | Check | 02/03/22 | 6091 | AR22-00331 | | CR170716 | OCT - DEC 2021 NANCY NG | 423.00 |
| (022204) | 010- 9537- - - - - - - - - - | | | | | 423.00 | | | | | |
| DP22-0000946 | Posted | (700323) Linda Nahrstedt | 1436 | Check | 02/03/22 | 1185 | AR22-00563 | | CR170716 | JAN - MAR 2022 LINDA NAHI | 423.00 |
| (022204) | 010- 9537- - - - - - - - - - | | | | | 423.00 | | | | | |
| DP22-0000947 | Posted | (710574) Renee Callahan | 1436 | Check | 02/03/22 | 13002 | AR22-00597 | | CR170716 | JAN - MAR 2022 RENEE CAL | 186.00 |
| (022204) | 010- 9537- - - - - - - - - - | | | | | 186.00 | | | | | |
| DP22-0000948 | Posted | (000192) Nancy Nguyen | 1436 | Check | 02/03/22 | 6090 | AR22-00522 | | CR170716 | JAN - MAR 2022 NANCY NGI | 423.00 |
| (022204) | 010- 9537- - - - - - - - - - | | | | | 423.00 | | | | | |
| DP22-0000949 | Posted | (000154) Nicolas Montanez | 1436 | Check | 02/03/22 | 1022 | AR22-00482 | | CR170716 | JAN - MAR 2022 NICOLAS M | 423.00 |
| (022204) | 010- 9537- - - - - - - - - - | | | | | 423.00 | | | | | |
| DP22-0000950 | Posted | (003845) Geraldine Troutman | 1436 | Check | 02/03/22 | 9319 | AR22-00576 | 01 | CR170716 | JAN - MAR 2022 GERALDINE | 213.00 |
| (022204) | 010- 9537- - - - - - - - - - | | | | | 213.00 | | | | | |

* On Hold

Selection Sorted by Receipt Id, Filtered by (Org = 602, Starting Receipt Date = 2/1/2022, Ending Receipt Date = 2/28/2022, User Created = N, On Hold? = Y, No Invoice = Y, Accounts? = Y, Recap = O, Sort/Group =)

ESCAPE ONLINE

| COUNTY - County Account | | | | | | | | | | | | |
|-------------------------|----------------|-------------------------------|----------|--------------|--------------|----------------------|------------|-----|------------|---------------------------|----------------|--|
| Receipt Id | Receipt Status | Customer | Batch Id | Receipt Type | Receipt Date | Customer Reference # | Invoice # | Loc | Deposit Id | Comment | Receipt Amount | |
| DP22-0000951 | Posted | (703144) Linda Lowe | 1436 | Check | 02/03/22 | 6179 | AR22-00555 | 01 | CR170716 | JAN - MAR 2022 LINDA LOW | 213.00 | |
| (022204) | 010- 9537- | - - - - - | - | - | | 213.00 | | | | | | |
| DP22-0000952 | Posted | (000211) Mary Porter | 1436 | Check | 02/03/22 | 3197 | AR22-00524 | | CR170716 | JAN - MAR 2022 MARY POR | 141.00 | |
| (022204) | 010- 9537- | - - - - - | - | - | | 141.00 | | | | | | |
| DP22-0000953 | Posted | (000098) Deborah Owens | 1436 | Check | 02/03/22 | 291 | AR22-00565 | | CR170716 | JAN - MAR 2022 DEBORAH O | 186.00 | |
| (022204) | 010- 9537- | - - - - - | - | - | | 186.00 | | | | | | |
| DP22-0000954 | Posted | (711623) Carol Yung | 1436 | Check | 02/03/22 | 7974 | AR22-00585 | 01 | CR170716 | JAN - MAR 2022 CAROL YUN | 186.00 | |
| (022204) | 010- 9537- | - - - - - | - | - | | 186.00 | | | | | | |
| DP22-0000955 | Posted | (004727) Barbara Kendall-Wood | 1436 | Check | 02/03/22 | 3538 | AR22-00622 | | CR170716 | JAN - MAR 2022 BARBARA K | 1,386.00 | |
| (022204) | 010- 9537- | - - - - - | - | - | | 1,386.00 | | | | | | |
| DP22-0000956 | Posted | (003951) Mary Alice Waldo | 1436 | Check | 02/03/22 | 8030 | AR22-00582 | | CR170716 | JAN - MAR 2022 MARY ALIC | 1,386.00 | |
| (022204) | 010- 9537- | - - - - - | - | - | | 1,386.00 | | | | | | |
| DP22-0000957 | Posted | (701541) Diane Franz | 1436 | Check | 02/03/22 | 179 | AR22-00543 | | CR170716 | JAN - MAR 2022 DIANE FRAI | 423.00 | |
| (022204) | 010- 9537- | - - - - - | - | - | | 423.00 | | | | | | |
| DP22-0000958 | Posted | (000144) Donald Pinedo | 1436 | Check | 02/03/22 | 1401 | AR22-00475 | | CR170716 | JAN - MAR 2022 DONALD PI | 423.00 | |
| (022204) | 010- 9537- | - - - - - | - | - | | 423.00 | | | | | | |
| DP22-0000959 | Posted | (000171) Sophia Cormack | 1436 | Check | 02/03/22 | 8062 | AR22-00604 | | CR170716 | JAN - MAR 2022 SOPHIA CO | 213.00 | |
| (022204) | 010- 9537- | - - - - - | - | - | | 213.00 | | | | | | |
| DP22-0000960 | Posted | (711609) Franziska Jeffreys | 1436 | Check | 02/03/22 | 1829 | AR22-00492 | 01 | CR170716 | JAN- MAR 2022 FRANZISKA | 369.00 | |
| (022204) | 010- 9537- | - - - - - | - | - | | 369.00 | | | | | | |
| DP22-0000961 | Posted | (000211) Mary Porter | 1436 | Check | 02/03/22 | 3201 | AR22-00524 | | CR170716 | JAN - MAR 2022 MARY POR | 141.00 | |
| (022204) | 010- 9537- | - - - - - | - | - | | 141.00 | | | | | | |
| DP22-0000962 | Posted | (703358) Donna Montgomery | 1436 | Check | 02/03/22 | 9112 | AR22-00562 | | CR170716 | JAN - MAR 2022 DONNA MO | 213.00 | |
| (022204) | 010- 9537- | - - - - - | - | - | | 213.00 | | | | | | |
| DP22-0000963 | Posted | (000099) Pamela Ross | 1436 | Check | 02/03/22 | 3104 | AR22-00528 | | CR170716 | JAN - MAR 2022 PAMELA RC | 213.00 | |
| (022204) | 010- 9537- | - - - - - | - | - | | 213.00 | | | | | | |
| DP22-0000964 | Posted | (713797) Rosanna Kissinger | 1436 | Check | 02/03/22 | 2106 | AR22-00494 | | CR170716 | JAN - MAR 2022 ROSANNA F | 423.00 | |
| (022204) | 010- 9537- | - - - - - | - | - | | 423.00 | | | | | | |
| DP22-0000965 | Posted | (000150) Susan Engelmann | 1436 | Check | 02/03/22 | 7800 | AR22-00541 | 01 | CR170716 | JAN - MAR 2022 SUSAN ENC | 423.00 | |
| (022204) | 010- 9537- | - - - - - | - | - | | 423.00 | | | | | | |
| DP22-0000966 | Posted | (000155) Colleen Potuzak | 1436 | Check | 02/03/22 | 8834 | AR22-00525 | | CR170716 | JAN - MAR 2022 COLLEEN P | 423.00 | |
| (022204) | 010- 9537- | - - - - - | - | - | | 423.00 | | | | | | |

* On Hold

Selection Sorted by Receipt Id, Filtered by (Org = 602, Starting Receipt Date = 2/1/2022, Ending Receipt Date = 2/28/2022, User Created = N, On Hold? = Y, No Invoice = Y, Accounts? = Y, Recap = O, Sort/Group =)

ESCAPE ONLINE

| COUNTY - County Account | | | | | | | | | | | | |
|-------------------------|----------------|------------------------------|----------|--------------|--------------|----------------------|------------|-----|------------|---------------------------|----------------|--|
| Receipt Id | Receipt Status | Customer | Batch Id | Receipt Type | Receipt Date | Customer Reference # | Invoice # | Loc | Deposit Id | Comment | Receipt Amount | |
| DP22-0000967 | Posted | (701588) Linda Bell | 1436 | Check | 02/03/22 | 3310 | AR22-00590 | | CR170716 | JAN - MAR 2022 LINDA BELL | 213.00 | |
| (022204) | 010- 9537- | - - - - - | - | - | | 213.00 | | | | | | |
| DP22-0000968 | Posted | (000201) Carol Boerrigter | 1436 | Check | 02/03/22 | 2028 | AR22-00535 | 01 | CR170716 | JAN - MAR 2022 CAROL BOE | 423.00 | |
| (022204) | 010- 9537- | - - - - - | - | - | | 423.00 | | | | | | |
| DP22-0000969 | Posted | (000161) Sandra Fletcher | 1436 | Check | 02/03/22 | 3725 | AR22-00476 | 01 | CR170716 | JAN - MAR 2022 SANDRA FL | 186.00 | |
| (022204) | 010- 9537- | - - - - - | - | - | | 186.00 | | | | | | |
| DP22-0000970 | Posted | (000158) David VanKeersbilck | 1436 | Check | 02/03/22 | 269 | AR22-00580 | 01 | CR170716 | JAN - MAR 2022 DAVID VAN | 5,436.00 | |
| (022204) | 010- 9537- | - - - - - | - | - | | 5,436.00 | | | | | | |
| DP22-0000971 | Posted | (701564) Lorraine Bowles | 1436 | Check | 02/03/22 | 30217 | AR22-00593 | | CR170716 | JAN - MAR 2022 LORRAINE I | 423.00 | |
| (022204) | 010- 9537- | - - - - - | - | - | | 423.00 | | | | | | |
| DP22-0000972 | Posted | (701556) Jean McDermott | 1436 | Check | 02/03/22 | 6375 | AR22-00557 | | CR170716 | JAN - MAR 2022 JEAN MCDE | 213.00 | |
| (022204) | 010- 9537- | - - - - - | - | - | | 213.00 | | | | | | |
| DP22-0000973 | Posted | (005194) Kath Wurts | 1436 | Check | 02/03/22 | 2393 | AR22-00150 | 01 | CR170716 | JULY - SEPT 2021 KATH WU | 702.00 | |
| (022204) | 010- 9537- | - - - - - | - | - | | 702.00 | | | | | | |
| DP22-0000974 | Posted | (000215) Mariana Soto | 1436 | Check | 02/03/22 | 1334 | AR22-00530 | | CR170716 | JAN - MAR 2022 MARIANA S | 213.00 | |
| (022204) | 010- 9537- | - - - - - | - | - | | 213.00 | | | | | | |
| DP22-0000975 | Posted | (710412) Linda Gonzales | 1436 | Check | 02/03/22 | 2532 | AR22-00451 | | CR170716 | JAN - MAR 2022 LINDA GON | 141.00 | |
| (022204) | 010- 9537- | - - - - - | - | - | | 141.00 | | | | | | |
| DP22-0000976 | Posted | (000213) Linda Ramirez | 1436 | Check | 02/03/22 | 6055 | AR22-00527 | 01 | CR170716 | JAN - MAR 2022 LINDA RAM | 213.00 | |
| (022204) | 010- 9537- | - - - - - | - | - | | 213.00 | | | | | | |
| DP22-0000977 | Posted | (000237) Deborah Di Pasquale | 1436 | Check | 02/03/22 | 183 | AR22-00605 | 01 | CR170716 | JAN - MAR 2022 DEBORAH I | 213.00 | |
| (022204) | 010- 9537- | - - - - - | - | - | | 213.00 | | | | | | |
| DP22-0000978 | Posted | (710358) Maria Zeledon | 1436 | Check | 02/03/22 | 5559 | AR22-00517 | 01 | CR170716 | JAN - MAR 2022 MARIA ZELI | 213.00 | |
| (022204) | 010- 9537- | - - - - - | - | - | | 213.00 | | | | | | |
| DP22-0000979 | Posted | (000152) Judy Hale | 1436 | Check | 02/03/22 | 4521 | AR22-00546 | | CR170716 | JAN - MAR 2022 JUDY HALE | 27.00 | |
| (022204) | 010- 9537- | - - - - - | - | - | | 27.00 | | | | | | |
| DP22-0000980 | Posted | (700983) Susan Knupp | 1436 | Check | 02/03/22 | 2212 | AR22-00624 | 01 | CR170716 | JAN - MAR 2022 SUSAN KNU | 213.00 | |
| (022204) | 010- 9537- | - - - - - | - | - | | 213.00 | | | | | | |
| DP22-0000981 | Posted | (710446) Donna Buckmaster | 1436 | Check | 02/03/22 | 139761717 | AR22-00488 | | CR170716 | JAN - MAR 2022 DONNA BU | 423.00 | |
| (022204) | 010- 9537- | - - - - - | - | - | | 423.00 | | | | | | |
| DP22-0000982 | Posted | (700583) Mary Ann Cryer | 1436 | Check | 02/03/22 | 1072 | AR22-00539 | | CR170716 | JAN - MAR 2022 MARY ANN | 423.00 | |
| (022204) | 010- 9537- | - - - - - | - | - | | 423.00 | | | | | | |

* On Hold

Selection Sorted by Receipt Id, Filtered by (Org = 602, Starting Receipt Date = 2/1/2022, Ending Receipt Date = 2/28/2022, User Created = N, On Hold? = Y, No Invoice = Y, Accounts? = Y, Recap = O, Sort/Group =)

ESCAPE ONLINE

| COUNTY - County Account | | | | | | | | | | | | |
|-------------------------|---|---------------------------------|----------|--------------|--------------|----------------------|------------|-----|------------|------------------------------|----------------|--|
| Receipt Id | Receipt Status | Customer | Batch Id | Receipt Type | Receipt Date | Customer Reference # | Invoice # | Loc | Deposit Id | Comment | Receipt Amount | |
| DP22-0000983 | Posted | (711624) Carol Gottlieb | 1436 | Check | 02/03/22 | 9931 | AR22-00615 | 01 | CR170716 | JAN - MAR 2022 CAROL GO | 54.00 | |
| (022204) | 010- 9537- | - - - - - | - | - | | 54.00 | | | | | | |
| DP22-0000984 | Posted | (002897) Lynn Arnold | 1436 | Check | 02/03/22 | 4800 | AR22-00589 | | CR170716 | JAN - MAR 2022 LYNN ARNC | 213.00 | |
| (022204) | 010- 9537- | - - - - - | - | - | | 213.00 | | | | | | |
| DP22-0000985 | Posted | (713674) Nora Kenny | 1436 | Check | 02/03/22 | 1817 | AR22-00623 | | CR170716 | JAN - MAR 2022 NORA KENI | 2,883.00 | |
| (022204) | 010- 9537- | - - - - - | - | - | | 2,883.00 | | | | | | |
| DP22-0000986 | Posted | (711673) Nancy Howison | 1436 | Check | 02/03/22 | 8284 | AR22-00621 | 01 | CR170716 | JAN - MAR 2022 NANCY HOI | 27.00 | |
| (022204) | 010- 9537- | - - - - - | - | - | | 27.00 | | | | | | |
| DP22-0000987 | Posted | (711726) Phillip Silva | 1436 | Check | 02/03/22 | 4310 | AR22-00358 | 01 | CR170716 | OCT - DEC 2021 PHILLIP SIL | 186.00 | |
| (022204) | 010- 9537- | - - - - - | - | - | | 186.00 | | | | | | |
| DP22-0000988 | Posted | (000182) Carol Short | 1436 | Check | 02/03/22 | 2349 | AR22-00572 | | CR170716 | JAN - MAR 2022 CAROL SHC | 213.00 | |
| (022204) | 010- 9537- | - - - - - | - | - | | 213.00 | | | | | | |
| DP22-0000989 | Posted | (701204) Donna Branstrom | 1436 | Check | 02/03/22 | 3274 | AR22-00594 | | CR170716 | JAN - MAR 2022 DONNA BR/ | 54.00 | |
| (022204) | 010- 9537- | - - - - - | - | - | | 54.00 | | | | | | |
| DP22-0000990 | Posted | (710606) Bernabe Simon | 1436 | Check | 02/03/22 | 0009409497 | AR22-00450 | 01 | CR170716 | JAN - MAR 2022 BERNABE S | 192.00 | |
| (022204) | 010- 9537- | - - - - - | - | - | | 192.00 | | | | | | |
| DP22-0000991 | Posted | (701575) VCOE | 1436 | Check | 02/03/22 | 5071921705 | AR22-00443 | 01 | CR170716 | MTSS MHSP Services per MC | 41,215.00 | |
| (011136) | 010- 8699- 0000- 0- 0000- 0000- 000- 000- 0000- 0 | | | | | .00 | | | | | | |
| (053029) | 010- 8699- 0000- 0- 0000- 0000- 000- 210- MHSP- 0 | | | | | 41,215.00 | | | | | | |
| DP22-0000992 | Posted | (712362) Catalyst Family Inc. | 1436 | Check | 02/03/22 | 1135840 | AR22-00001 | 01 | CR170716 | FEB Pre-School Classroom Lt | 300.00 | |
| (011131) | 010- 8650- 0000- 0- 0000- 0000- 000- 000- 0000- 0 | | | | | 300.00 | | | | | | |
| DP22-0000993 | Posted | (000193) VC Galaxy Soccer | 1436 | Cash | 02/03/22 | 007830 | AR22-00224 | | CR170716 | FIELD USE - PARKVIEW ELE | 380.00 | |
| (011131) | 010- 8650- 0000- 0- 0000- 0000- 000- 000- 0000- 0 | | | | | 380.00 | | | | | | |
| DP22-0000994 | Posted | (701405) Ventura County Schools | 1436 | Check | 02/03/22 | 47703 | | | CR170716 | W/C - G. BAUTISTA 01/14/22 | 1,444.70 | |
| (007266) | 010- 2200- 0000- 0- 0000- 8210- 000- 540- 0000- 6 | | | | | 1,444.70 | | | | | | |
| DP22-0000995 | Posted | (701405) Ventura County Schools | 1436 | Check | 02/03/22 | 47773 | | | CR170716 | W/C - L. ORTIZ 01/11/22-01/2 | 1,937.59 | |
| (027018) | 010- 1100- 0000- 0- 1110- 1000- 180- 100- 0000- 1 | | | | | 1,937.59 | | | | | | |
| DP22-0000996 | Posted | (701405) Ventura County Schools | 1436 | Check | 02/03/22 | 47774 | | | CR170716 | W/C - L. ORTIZ 01/24/22-01/2 | 241.83 | |
| (027018) | 010- 1100- 0000- 0- 1110- 1000- 180- 100- 0000- 1 | | | | | 241.83 | | | | | | |
| DP22-0000997 | Posted | (702406) Ruben Rosario | 1437 | Check | 02/09/22 | 749287477 | AR22-00454 | 01 | CR170928 | JAN - MAR 2022 RUBEN RO: | 141.00 | |
| (022204) | 010- 9537- | - - - - - | - | - | | 141.00 | | | | | | |
| DP22-0000998 | Posted | (004839) Cheryl Engel | 1437 | Check | 02/09/22 | 9626 | AR22-00608 | 01 | CR170928 | JAN - MAR 2022 CHERYL EN | 423.00 | |
| (022204) | 010- 9537- | - - - - - | - | - | | 423.00 | | | | | | |

* On Hold

Selection Sorted by Receipt Id, Filtered by (Org = 602, Starting Receipt Date = 2/1/2022, Ending Receipt Date = 2/28/2022, User Created = N, On Hold? = Y, No Invoice = Y, Accounts? = Y, Recap = O, Sort/Group =)

ESCAPE ONLINE

| COUNTY - County Account | | | | | | | | | | | | |
|-------------------------|-------------------------------------|----------------------------|----------|--------------|--------------|----------------------|------------|-----|------------|---------------------------|----------------|--|
| Receipt Id | Receipt Status | Customer | Batch Id | Receipt Type | Receipt Date | Customer Reference # | Invoice # | Loc | Deposit Id | Comment | Receipt Amount | |
| DP22-0000999 | Posted | (000223) Maria Cisneros | 1437 | Check | 02/09/22 | 1856 | AR22-00538 | 01 | CR170928 | JAN - MAR 2022 MARIA CISM | 27.00 | |
| (022204) | 010-9537- | - - - - - | - | - | | 27.00 | | | | | | |
| DP22-0001000 | Posted | (000227) Barbara Camacho | 1437 | Check | 02/09/22 | 560 | AR22-00537 | | CR170928 | JAN - MAR 2022 BARBARA C | 423.00 | |
| (022204) | 010-9537- | - - - - - | - | - | | 423.00 | | | | | | |
| DP22-0001001 | Posted | (000212) Sarah Puglisi | 1437 | Check | 02/09/22 | 8828 | AR22-00526 | 01 | CR170928 | JAN - MAR 2022 SARAH PUC | 213.00 | |
| (022204) | 010-9537- | - - - - - | - | - | | 213.00 | | | | | | |
| DP22-0001002 | Posted | (000210) Nancy Nishimori | 1437 | Check | 02/09/22 | 6790 | AR22-00523 | | CR170928 | JAN - MAR 2022 NANCY NIS | 423.00 | |
| (022204) | 010-9537- | - - - - - | - | - | | 423.00 | | | | | | |
| DP22-0001003 | Posted | (712929) Lorenzo Ramirez | 1437 | Check | 02/09/22 | 4983 | AR22-00355 | | CR170928 | OCT - DEC 2021 LORENZO F | 243.00 | |
| (022204) | 010-9537- | - - - - - | - | - | | 243.00 | | | | | | |
| DP22-0001004 | Posted | (000199) Jane Mesrobian | 1437 | Check | 02/09/22 | 7698 | AR22-00559 | | CR170928 | JAN - MAR 2022 JANE MESF | 213.00 | |
| (022204) | 010-9537- | - - - - - | - | - | | 213.00 | | | | | | |
| DP22-0001005 | Posted | (713344) Rebecca Lopez | 1437 | Check | 02/09/22 | 136 | AR22-00499 | 00 | CR170928 | JAN - MAR 2022 REBECCA L | 213.00 | |
| (022204) | 010-9537- | - - - - - | - | - | | 213.00 | | | | | | |
| DP22-0001006 | Posted | (003674) Linda Rosario | 1437 | Check | 02/09/22 | 749287429 | AR22-00453 | 01 | CR170928 | JAN - MAR 2022 LINDA ROS, | 141.00 | |
| (022204) | 010-9537- | - - - - - | - | - | | 141.00 | | | | | | |
| DP22-0001007 | Posted | (000234) Stephen Green | 1437 | Check | 02/09/22 | 746 | AR22-00545 | | CR170928 | JAN - MAR 2022 STEPHEN C | 423.00 | |
| (022204) | 010-9537- | - - - - - | - | - | | 423.00 | | | | | | |
| DP22-0001008 | Posted | (000205) Christine Kvashay | 1437 | Check | 02/09/22 | 499 | AR22-00552 | 01 | CR170928 | JAN - MAR 2022 CHRISTINE | 498.00 | |
| (022204) | 010-9537- | - - - - - | - | - | | 498.00 | | | | | | |
| DP22-0001009 | Posted | (000205) Christine Kvashay | 1437 | Check | 02/09/22 | 499 | AR22-00634 | 01 | CR170928 | APR - JUN 2022 CHRISTINE | 498.00 | |
| (022204) | 010-9537- | - - - - - | - | - | | 498.00 | | | | | | |
| DP22-0001010 | Posted | (000205) Christine Kvashay | 1437 | Check | 02/09/22 | 499 | | | CR170928 | JUL-SEP 2022 CHRISTINE K | 498.00 | |
| (022204) | 010-9537- | - - - - - | - | - | | 498.00 | | | | | | |
| DP22-0001011 | Posted | (000205) Christine Kvashay | 1437 | Check | 02/09/22 | 499 | | | CR170928 | OCT-DEC 2022 CHRISTINE K | 498.00 | |
| (022204) | 010-9537- | - - - - - | - | - | | 498.00 | | | | | | |
| DP22-0001012 | Posted | (702193) Julia Garvey | 1437 | Check | 02/09/22 | 5978 | AR22-00612 | | CR170928 | JAN - MAR 2022 JULIA GARV | 423.00 | |
| (022204) | 010-9537- | - - - - - | - | - | | 423.00 | | | | | | |
| DP22-0001013 | Posted | CONSTRUCTION LABORERS TRI | 1437 | Check | 02/09/22 | 002542 | | | CR170928 | ANCHOR PLUMBING STOP I | 10.00 | |
| (011136) | 010-8699-0000-0-0000-0000-000-000-0 | | | | | 10.00 | | | | | | |
| DP22-0001014 | Posted | (000221) Jennifer Carr | 1437 | Check | 02/09/22 | 2820 | AR22-00473 | | CR170928 | JAN - MAR 2022 JENNIFER | 423.00 | |
| (022204) | 010-9537- | - - - - - | - | - | | 423.00 | | | | | | |

* On Hold

Selection Sorted by Receipt Id, Filtered by (Org = 602, Starting Receipt Date = 2/1/2022, Ending Receipt Date = 2/28/2022, User Created = N, On Hold? = Y, No Invoice = Y, Accounts? = Y, Recap = O, Sort/Group =)

ESCAPE ONLINE

| COUNTY - County Account | | | | | | | | | | | |
|-------------------------|--|---------------------------------|----------|--------------|--------------|----------------------|------------|-----|------------|---------------------------|----------------|
| Receipt Id | Receipt Status | Customer | Batch Id | Receipt Type | Receipt Date | Customer Reference # | Invoice # | Loc | Deposit Id | Comment | Receipt Amount |
| DP22-0001015 | Posted | (711334) Hathaway Elementary Sc | 1437 | Cash | 02/09/22 | 01/28/22 | | | CR170928 | TSHIRT SALES | 125.00 |
| (011145) | 010-8699-0000-0-0000-0000-180-000-D000-0 | | | | | 125.00 | | | | | |
| DP22-0001016 | Posted | (000217) Anna Hernandez | 1437 | Check | 02/09/22 | 3860 | AR22-00549 | | CR170928 | JAN - MAR 2022 ANNA HERN | 423.00 |
| (022204) | 010-9537- | - - - - - | | | | 423.00 | | | | | |
| DP22-0001017 | Posted | (712136) Regino Medina | 1437 | Check | 02/09/22 | 4175 | AR22-00461 | | CR170928 | JAN - MAR 2022 REGINO ME | 71.00 |
| (022204) | 010-9537- | - - - - - | | | | 71.00 | | | | | |
| DP22-0001018 | Posted | (711130) Claudine Medina | 1437 | Check | 02/09/22 | 4174 | AR22-00460 | 01 | CR170928 | JAN - MAR 2022 CLAUDINE I | 243.00 |
| (022204) | 010-9537- | - - - - - | | | | 243.00 | | | | | |
| DP22-0001019 | Posted | (000183) Irma Villanueva | 1437 | Check | 02/09/22 | 2008580171 | AR22-00531 | 01 | CR170928 | JAN - MAR 2022 IRMA VILLA | 213.00 |
| (022204) | 010-9537- | - - - - - | | | | 213.00 | | | | | |
| DP22-0001020 | Posted | (000190) Cindy Norvell | 1437 | Check | 02/09/22 | 6118 | AR22-00483 | | CR170928 | JAN - FEB 2022 CINDY NOR' | 282.00 |
| (022204) | 010-9537- | - - - - - | | | | 282.00 | | | | | |
| DP22-0001021 | Posted | (004488) Gloria Froyen | 1437 | Check | 02/09/22 | 0071530918 | AR22-00611 | 01 | CR170928 | JAN - MAR 2022 GLORIA FR | 141.00 |
| (022204) | 010-9537- | - - - - - | | | | 141.00 | | | | | |
| DP22-0001022 | Posted | (711597) Vi Escobedo | 1437 | Check | 02/09/22 | 0072259619 | AR22-00449 | 01 | CR170928 | JAN - MAR 2022 VIOLET ESC | 890.00 |
| (022204) | 010-9537- | - - - - - | | | | 890.00 | | | | | |
| DP22-0001023 | Posted | (004899) Patrick Newton | 1437 | Check | 02/09/22 | 0071977265 | AR22-00455 | | CR170928 | JAN - MAR 2022 PATRICK NI | 1,037.00 |
| (022204) | 010-9537- | - - - - - | | | | 1,037.00 | | | | | |
| DP22-0001024 | Posted | (711611) Darlyne Schott | 1437 | Check | 02/09/22 | 2609 | AR22-00570 | 01 | CR170928 | JAN - MAR 2022 DARLYNE S | 213.00 |
| (022204) | 010-9537- | - - - - - | | | | 213.00 | | | | | |
| DP22-0001025 | Posted | (000178) Olga Lendo | 1437 | Check | 02/09/22 | 19-351429903 | AR22-00498 | 01 | CR170928 | JAN - MAR 2022 OLGA LENC | 213.00 |
| (022204) | 010-9537- | - - - - - | | | | 213.00 | | | | | |
| DP22-0001026 | Posted | (000204) Marta Hopkins | 1437 | Check | 02/09/22 | 7261 | AR22-00550 | | CR170928 | JAN - MAR 2022 MARTA HOI | 423.00 |
| (022204) | 010-9537- | - - - - - | | | | 423.00 | | | | | |
| DP22-0001027 | Posted | (700099) Leann Wren | 1437 | Check | 02/09/22 | 9505 | AR22-00583 | 01 | CR170928 | JAN - MAR 2022 LEANN WRI | 423.00 |
| (022204) | 010-9537- | - - - - - | | | | 423.00 | | | | | |
| DP22-0001028 | Posted | (000198) Patricia Chaparro | 1437 | Check | 02/09/22 | 13846 | AR22-00600 | 01 | CR170928 | JAN - MAR 2022 PATRICIA C | 486.00 |
| (022204) | 010-9537- | - - - - - | | | | 486.00 | | | | | |
| DP22-0001029 | Posted | (000159) Betty Angulo | 1437 | Check | 02/09/22 | 397 | AR22-00466 | | CR170928 | JAN - MAR 2022 BETTY ANC | 71.00 |
| (022204) | 010-9537- | - - - - - | | | | 71.00 | | | | | |
| DP22-0001030 | Posted | (000203) Pamela Gibson | 1437 | Check | 02/09/22 | 4169 | AR22-00544 | 01 | CR170928 | JAN - MAR 2022 PAMELA GI | 213.00 |
| (022204) | 010-9537- | - - - - - | | | | 213.00 | | | | | |

* On Hold

Selection Sorted by Receipt Id, Filtered by (Org = 602, Starting Receipt Date = 2/1/2022, Ending Receipt Date = 2/28/2022, User Created = N, On Hold? = Y, No Invoice = Y, Accounts? = Y, Recap = O, Sort/Group =)

ESCAPE ONLINE

Page 10 of 16

| COUNTY - County Account | | | | | | | | | | | | |
|-------------------------|--|---------------------------------|----------|--------------|--------------|----------------------|------------|-----|------------|----------------------------|----------------|--|
| Receipt Id | Receipt Status | Customer | Batch Id | Receipt Type | Receipt Date | Customer Reference # | Invoice # | Loc | Deposit Id | Comment | Receipt Amount | |
| DP22-0001031 | Posted | (701535) Sandy Case | 1437 | Check | 02/09/22 | 2158 | AR22-00599 | 01 | CR170928 | JAN - MAR 2021 SANDY CAS | 423.00 | |
| (022204) | 010-9537- | - - - - - | - | - | | 423.00 | | | | | | |
| DP22-0001032 | Posted | (004717) Marilyn Holyoak | 1437 | Check | 02/09/22 | 1081 | AR22-00620 | | CR170928 | JAN - MAR 2022 MARILYN H | 213.00 | |
| (022204) | 010-9537- | - - - - - | - | - | | 213.00 | | | | | | |
| DP22-0001033 | Posted | (713339) Dennis Held | 1437 | Check | 02/09/22 | 4884 | AR22-00435 | 00 | CR170928 | JAN-MAR 2022 DENNIS HEL | 462.00 | |
| (022204) | 010-9537- | - - - - - | - | - | | 462.00 | | | | | | |
| DP22-0001034 | Posted | (002705) Allyson Solorzano | 1437 | Check | 02/09/22 | 1631 | AR22-00574 | | CR170928 | JAN - MAR 2022 ALLYSON S | 423.00 | |
| (022204) | 010-9537- | - - - - - | - | - | | 423.00 | | | | | | |
| DP22-0001035 | Posted | (711733) Allen Krahenbuhl | 1437 | Check | 02/09/22 | 3972 | AR22-00495 | | CR170928 | JAN - MAR 2022 ALLEN KRA | 2,670.00 | |
| (022204) | 010-9537- | - - - - - | - | - | | 2,670.00 | | | | | | |
| DP22-0001036 | Posted | (003901) Linda Krahenbuhl | 1437 | Check | 02/09/22 | 901 | AR22-00625 | 01 | CR170928 | JAN - MAR 2022 LINDA KRAI | 423.00 | |
| (022204) | 010-9537- | - - - - - | - | - | | 423.00 | | | | | | |
| DP22-0001037 | Posted | (711605) Rosie Garcia | 1437 | Check | 02/09/22 | 9903 | AR22-00456 | 01 | CR170928 | JAN - MAR 2021 ROSIE GAR | 141.00 | |
| (022204) | 010-9537- | - - - - - | - | - | | 141.00 | | | | | | |
| DP22-0001038 | Posted | (711615) Mary Lou Quint | 1437 | Check | 02/09/22 | 1985 | AR22-00507 | 01 | CR170928 | JAN - MAR 2022 MARY LOU | 213.00 | |
| (022204) | 010-9537- | - - - - - | - | - | | 213.00 | | | | | | |
| DP22-0001039 | Posted | (712518) Susan Burres | 1437 | Check | 02/09/22 | 1176 | AR22-00445 | 01 | CR170928 | JAN - MAR 2022 SUSAN BUF | 12.00 | |
| (022204) | 010-9537- | - - - - - | - | - | | 12.00 | | | | | | |
| DP22-0001040 | Posted | (712518) Susan Burres | 1437 | Check | 02/09/22 | 1176 | AR22-00635 | 01 | CR170928 | APR -JUN 2022 SUSAN BUR | 108.00 | |
| (022204) | 010-9537- | - - - - - | - | - | | 108.00 | | | | | | |
| DP22-0001041 | Posted | (000139) Val Donaire | 1437 | Check | 02/09/22 | 4004 | AR22-00606 | 01 | CR170928 | JAN - MAR 2022 VAL DONAI | 213.00 | |
| (022204) | 010-9537- | - - - - - | - | - | | 213.00 | | | | | | |
| DP22-0001042 | Posted | (000126) Gloria Valdez | 1437 | Check | 02/09/22 | 139821548 | AR22-00386 | 01 | CR170928 | OCT - DEC 2021 GLORIA VA | 240.00 | |
| (022204) | 010-9537- | - - - - - | - | - | | 240.00 | | | | | | |
| DP22-0001043 | Posted | (000126) Gloria Valdez | 1437 | Check | 02/09/22 | 139821548 | AR22-00579 | 01 | CR170928 | JAN - MAR 2022 GLORIA VA | 240.00 | |
| (022204) | 010-9537- | - - - - - | - | - | | 240.00 | | | | | | |
| DP22-0001044 | Posted | (700520) Sandra Schiffner | 1437 | Check | 02/09/22 | 0072178358 | AR22-00508 | 01 | CR170928 | JAN - MAR 2022 SANDRA SC | 213.00 | |
| (022204) | 010-9537- | - - - - - | - | - | | 213.00 | | | | | | |
| DP22-0001045 | Posted | (700575) Joseph Legacy | 1437 | Check | 02/09/22 | 0072497154 | AR22-00553 | | CR170928 | JAN - MAR 2022 JOSEPH LE | 213.00 | |
| (022204) | 010-9537- | - - - - - | - | - | | 213.00 | | | | | | |
| DP22-0001046 | Posted | (701405) Ventura County Schools | 1437 | Check | 02/09/22 | 47935 | | | CR170928 | W/C - J.REYNOSO 01/19/22-I | 754.62 | |
| (041845) | 130-2200-5310-0-0000-3700-280-560-0000-6 | | | | | 754.62 | | | | | | |

* On Hold

Selection Sorted by Receipt Id, Filtered by (Org = 602, Starting Receipt Date = 2/1/2022, Ending Receipt Date = 2/28/2022, User Created = N, On Hold? = Y, No Invoice = Y, Accounts? = Y, Recap = O, Sort/Group =)

ESCAPE ONLINE

| COUNTY - County Account | | | | | | | | | | | |
|-------------------------|--|------------------------------------|----------|--------------|--------------|----------------------|------------|-----|------------|----------------------------|----------------|
| Receipt Id | Receipt Status | Customer | Batch Id | Receipt Type | Receipt Date | Customer Reference # | Invoice # | Loc | Deposit Id | Comment | Receipt Amount |
| DP22-0001047 | Posted | (701405) Ventura County Schools | 1437 | Check | 02/09/22 | 47857 | | | CR170928 | W/C - D. ABESON 01/18/22-0 | 1,556.10 |
| (007345) | 010-2400-0000-0-0000-2700-000-100-0000-6 | | | | | 1,556.10 | | | | | |
| DP22-0001048 | Posted | (711904) Mermaid Girls Softball Le | 1437 | Cash | 02/09/22 | 02/01/2022 | | | CR170928 | FIELD USE - EOG | 20.00 |
| (011131) | 010-8650-0000-0-0000-0000-000-000-0000-0 | | | | | 20.00 | | | | | |
| DP22-0001049 | Posted | (000127) Mary Ellen Alvarado | 1437 | Check | 02/09/22 | 6802 | AR22-00587 | 01 | CR170928 | JAN - MAR 2022 MARY ALVA | 423.00 |
| (022204) | 010-9537- | - - - - - | | | | 423.00 | | | | | |
| DP22-0001050 | Posted | (000080) Maria Onate-Martin | 1437 | Check | 02/09/22 | 1693 | AR22-00500 | 01 | CR170928 | JAN - MAR 2022 MARIA ONA | 423.00 |
| (022204) | 010-9537- | - - - - - | | | | 423.00 | | | | | |
| DP22-0001051 | Posted | (000219) Mari Blaise Donovan | 1437 | Check | 02/09/22 | 30003 | AR22-00540 | 01 | CR170928 | JAN - MAR 2022 MARI BLAIS | 88.00 |
| (022204) | 010-9537- | - - - - - | | | | 88.00 | | | | | |
| DP22-0001052 | Posted | (701097) Chereda Hamilton | 1437 | Check | 02/09/22 | 8751 | AR22-00618 | 01 | CR170928 | JAN - MAR 2022 CHEREDA H | 423.00 |
| (022204) | 010-9537- | - - - - - | | | | 423.00 | | | | | |
| DP22-0001053 | Posted | (000156) Marcia Saklad | 1437 | Check | 02/09/22 | 6199 | AR22-00569 | 01 | CR170928 | JAN - MAR 2022 MARCIA SA | 576.00 |
| (022204) | 010-9537- | - - - - - | | | | 576.00 | | | | | |
| DP22-0001054 | Posted | (000151) Patricia Griffin | 1437 | Check | 02/09/22 | 847 | AR22-00616 | | CR170928 | JAN - MAR 2022 PATRICIA G | 192.00 |
| (022204) | 010-9537- | - - - - - | | | | 192.00 | | | | | |
| DP22-0001055 | Posted | (713059) Victoria Martinez | 1437 | Check | 02/09/22 | 2063 | AR22-00433 | 01 | CR170928 | JAN - MAR 2022 VICTORIA M | 141.00 |
| (022204) | 010-9537- | - - - - - | | | | 141.00 | | | | | |
| DP22-0001056 | Posted | (711604) Richard Froyen | 1437 | Check | 02/09/22 | 234 | AR22-00345 | 01 | CR170928 | OCT - DEC 2021 RICHARD F | 59.00 |
| (022204) | 010-9537- | - - - - - | | | | 59.00 | | | | | |
| DP22-0001057 | Posted | (711604) Richard Froyen | 1437 | Check | 02/09/22 | 234 | AR22-00504 | 01 | CR170928 | JAN - MAR 2022 RICHARD F | 141.00 |
| (022204) | 010-9537- | - - - - - | | | | 141.00 | | | | | |
| DP22-0001058 | Posted | (711604) Richard Froyen | 1437 | Check | 02/09/22 | 235 | AR22-00504 | 01 | CR170928 | JAN - MAR 2022 RICHARD F | 141.00 |
| (022204) | 010-9537- | - - - - - | | | | 141.00 | | | | | |
| DP22-0001059 | Posted | (004488) Gloria Froyen | 1437 | Check | 02/09/22 | 235 | AR22-00611 | 01 | CR170928 | JAN - MAR 2022 GLORIA FR | 141.00 |
| (022204) | 010-9537- | - - - - - | | | | 141.00 | | | | | |
| DP22-0001060 | Posted | (711604) Richard Froyen | 1437 | Check | 02/09/22 | 0071530919 | AR22-00504 | 01 | CR170928 | JAN - MAR 2022 RICHARD F | 141.00 |
| (022204) | 010-9537- | - - - - - | | | | 141.00 | | | | | |
| DP22-0001061 | Posted | (711613) Sharon Meyer | 1437 | Check | 02/09/22 | 1315 | AR22-00463 | 01 | CR170928 | JAN - MAR 2022 SHARON M | 142.00 |
| (022204) | 010-9537- | - - - - - | | | | 142.00 | | | | | |

* On Hold

Selection Sorted by Receipt Id, Filtered by (Org = 602, Starting Receipt Date = 2/1/2022, Ending Receipt Date = 2/28/2022, User Created = N, On Hold? = Y, No Invoice = Y, Accounts? = Y, Recap = O, Sort/Group =)

ESCAPE ONLINE

| COUNTY - County Account | | | | | | | | | | | |
|-------------------------|----------------|---|-----------|--------------|--------------|----------------------|------------|-----|------------|---------------------------|----------------|
| Receipt Id | Receipt Status | Customer | Batch Id | Receipt Type | Receipt Date | Customer Reference # | Invoice # | Loc | Deposit Id | Comment | Receipt Amount |
| DP22-0001076 | Posted | (711021) Maria Chian Clifton | 1441 | Check | 02/16/22 | 1339 | AR22-00601 | | CR171568 | JAN - MAR 2022 MARIA CHI/ | 27.00 |
| | (022204) | 010- 9537- | - - - - - | - - | | 27.00 | | | | | |
| DP22-0001077 | Posted | (000188) Francisco Montanez | 1441 | Check | 02/16/22 | 2298 | AR22-00481 | | CR171568 | JAN - MAR 2022 FRANCISCO | 423.00 |
| | (022204) | 010- 9537- | - - - - - | - - | | 423.00 | | | | | |
| DP22-0001078 | Posted | (710417) Francisco Rodriguez | 1441 | Check | 02/16/22 | 5741 | AR22-00513 | | CR171568 | JAN - MAR 2022 FRANCISCO | 576.00 |
| | (022204) | 010- 9537- | - - - - - | - - | | 576.00 | | | | | |
| DP22-0001079 | Posted | (000147) Linda Apodaca | 1441 | Check | 02/16/22 | 5299 | AR22-00486 | | CR171568 | JAN - MAR 2022 LINDA APOI | 27.00 |
| | (022204) | 010- 9537- | - - - - - | - - | | 27.00 | | | | | |
| DP22-0001080 | Posted | (711331) Beach Elementary Schoo | 1441 | Check | 02/16/22 | 42098,6811 | | | CR171568 | DONATION - JOY PRODUCT | 263.76 |
| | (011142) | 010- 8699- 0000- 0- 0000- 0000- 120- 000- D000- 0 | | | | 263.76 | | | | | |
| DP22-0001081 | Posted | (711333) E.O. Green Jr High Scho | 1441 | Cash | 02/16/22 | 11/18/21 | | | CR171568 | DONATION - MARQUEE | 535.00 |
| | (011144) | 010- 8699- 0000- 0- 0000- 0000- 160- 000- D000- 0 | | | | 535.00 | | | | | |
| DP22-0001082 | Posted | (711333) E.O. Green Jr High Scho | 1441 | Cash | 02/16/22 | 01/26/22 | | | CR171568 | DONATION - GREEN GEAR | 490.00 |
| | (011144) | 010- 8699- 0000- 0- 0000- 0000- 160- 000- D000- 0 | | | | 490.00 | | | | | |
| DP22-0001083 | Posted | (711339) Sunkist Elementary Scho | 1441 | Cash | 02/16/22 | 02/04/22 | | | CR171568 | DONATION - FIELD TRIP SB | 181.25 |
| | (011151) | 010- 8699- 0000- 0- 0000- 0000- 280- 000- D000- 0 | | | | 181.25 | | | | | |
| DP22-0001084 | Posted | (711333) E.O. Green Jr High Scho | 1441 | Cash | 02/16/22 | 02/09/22 | | | CR171568 | DONATION - UNIFORM SALE | 340.00 |
| | (011144) | 010- 8699- 0000- 0- 0000- 0000- 160- 000- D000- 0 | | | | 340.00 | | | | | |
| DP22-0001085 | Posted | (712929) Lorenzo Ramirez | 1442 | Check | 02/16/22 | 4998 | AR22-00511 | | CR171568 | JAN - MAR 2022 LORENZO F | 243.00 |
| | (022204) | 010- 9537- | - - - - - | - - | | 243.00 | | | | | |
| DP22-0001086 | Posted | (703307) Nancy Velasquez | 1442 | Check | 02/16/22 | 223 | AR22-00581 | | CR171568 | JAN - MAR 2022 NANCY VEL | 423.00 |
| | (022204) | 010- 9537- | - - - - - | - - | | 423.00 | | | | | |
| DP22-0001087 | Posted | (712974) Adrian Laveaga | 1442 | Check | 02/16/22 | 199 | AR22-00497 | | CR171568 | JAN - MAR 2022 ADRIAN LA | 423.00 |
| | (022204) | 010- 9537- | - - - - - | - - | | 423.00 | | | | | |
| DP22-0001088 | Posted | (703048) John Klopstein | 1442 | Check | 02/16/22 | 0003838601 | AR22-00505 | 01 | CR171568 | JAN - MAR 2022 JOHN KLOF | 213.00 |
| | (022204) | 010- 9537- | - - - - - | - - | | 213.00 | | | | | |
| DP22-0001089 | Posted | (003011) Rose Messina | 1442 | Check | 02/16/22 | 2153 | AR22-00304 | 01 | CR171568 | OCT - DEC 2021 ROSE MES | 27.00 |
| | (022204) | 010- 9537- | - - - - - | - - | | 27.00 | | | | | |
| DP22-0001090 | Posted | (000140) Jose Gonzalez | 1442 | Check | 02/16/22 | 3833 | AR22-00478 | 01 | CR171568 | JAN - MAR 2022 JOSE GONZ | 423.00 |
| | (022204) | 010- 9537- | - - - - - | - - | | 423.00 | | | | | |
| DP22-0001091 | Posted | (710525) Frances Hruska | 1442 | Check | 02/16/22 | 289 | AR22-00491 | 01 | CR171568 | JAN - MAR 2022 FRANCES F | 186.00 |
| | (022204) | 010- 9537- | - - - - - | - - | | 186.00 | | | | | |

* On Hold

Selection Sorted by Receipt Id, Filtered by (Org = 602, Starting Receipt Date = 2/1/2022, Ending Receipt Date = 2/28/2022, User Created = N, On Hold? = Y, No Invoice = Y, Accounts? = Y, Recap = O, Sort/Group =)

ESCAPE ONLINE

| COUNTY - County Account | | | | | | | | | | | | |
|-------------------------|---|----------------------------------|----------|--------------|--------------|----------------------|------------|-----|------------|---------------------------|----------------|--|
| Receipt Id | Receipt Status | Customer | Batch Id | Receipt Type | Receipt Date | Customer Reference # | Invoice # | Loc | Deposit Id | Comment | Receipt Amount | |
| DP22-0001092 | Posted | (000093) Ruth Ayala | 1442 | Check | 02/16/22 | 750095699 | AR22-00464 | 01 | CR171568 | APR-JUN 2022 RUTH AYALA | 266.00 | |
| (022204) | 010- 9537- | - - - - - | - | - | | 266.00 | | | | | | |
| DP22-0001093 | Posted | (005194) Kath Wurts | 1442 | Check | 02/16/22 | 2399 | AR22-00393 | 01 | CR171568 | OCT - DEC 2021 KATH WUR | 702.00 | |
| (022204) | 010- 9537- | - - - - - | - | - | | 702.00 | | | | | | |
| DP22-0001094 | Posted | (712183) Rick Uelmen | 1442 | Check | 02/16/22 | 6241 | AR22-00578 | 01 | CR171568 | JAN - MAR 2022 RICK UELM | 2,883.00 | |
| (022204) | 010- 9537- | - - - - - | - | - | | 2,883.00 | | | | | | |
| DP22-0001095 | Posted | (701625) Dennis Powers | 1442 | Check | 02/16/22 | 1683 | AR22-00567 | | CR171568 | JAN - MAR 2022 DENNIS PO | 423.00 | |
| (022204) | 010- 9537- | - - - - - | - | - | | 423.00 | | | | | | |
| DP22-0001096 | Posted | (711828) Sharon Stewart | 1442 | Check | 02/16/22 | 569 | AR22-00575 | 01 | CR171568 | JAN - MAR 2022 SHARON S | 186.00 | |
| (022204) | 010- 9537- | - - - - - | - | - | | 186.00 | | | | | | |
| DP22-0001097 | Posted | (005585) Patricia Humphries | 1442 | Check | 02/16/22 | 3624 | AR22-00465 | 01 | CR171568 | JAN - MAR 2022 PATRICIA H | 462.00 | |
| (022204) | 010- 9537- | - - - - - | - | - | | 462.00 | | | | | | |
| DP22-0001098 | Posted | (712151) AYSO Region 148 | 1442 | Check | 02/16/22 | 4085 | AR22-00229 | 01 | CR171568 | PRACTICE FIELD USE - BLA | 608.00 | |
| (011131) | 010- 8650- 0000- 0- 0000- 0000- 000- 000- 0000- 0 | | | | | 608.00 | | | | | | |
| DP22-0001099 | Posted | (700326) Kern Co Supt of Schools | 1442 | Check | 02/16/22 | 44797862 | AR22-00636 | | CR171568 | MAA REIMBURSEMENT 19/2 | 74,669.17 | |
| (030359) | 010- 8699- 0000- 0- 0000- 0000- 000- 000- 0200- 0 | | | | | 74,669.17 | | | | | | |
| DP22-0001100 | Posted | (711111) Child Development Resou | 1442 | Check | 02/16/22 | 691261 | AR22-00629 | 01 | CR171568 | UTILITIES FOR FY22 Q1 JUL | 505.68 | |
| (011136) | 010- 8699- 0000- 0- 0000- 0000- 000- 000- 0000- 0 | | | | | 505.68 | | | | | | |
| DP22-0001101 | Posted | (711111) Child Development Resou | 1442 | Check | 02/16/22 | 691261 | AR22-00630 | 01 | CR171568 | UTILITIES FOR FY22 Q1 JUL | 267.79 | |
| (011136) | 010- 8699- 0000- 0- 0000- 0000- 000- 000- 0000- 0 | | | | | 267.79 | | | | | | |
| DP22-0001102 | Posted | (701503) State Of California | 1442 | Check | 02/16/22 | 60-824111 | AR22-00448 | | CR171568 | SNACK CLAIM REIMB NOV 2 | 12,474.00 | |
| (041700) | 130- 8220- 5310- 0- 0000- 0000- 100- 000- 0000- 0 | | | | | 1,172.00 | | | | | | |
| (041701) | 130- 8220- 5310- 0- 0000- 0000- 120- 000- 0000- 0 | | | | | .00 | | | | | | |
| (041702) | 130- 8220- 5310- 0- 0000- 0000- 140- 000- 0000- 0 | | | | | 1,163.00 | | | | | | |
| (041703) | 130- 8220- 5310- 0- 0000- 0000- 160- 000- 0000- 0 | | | | | 1,373.00 | | | | | | |
| (041704) | 130- 8220- 5310- 0- 0000- 0000- 180- 000- 0000- 0 | | | | | 1,217.00 | | | | | | |
| (041705) | 130- 8220- 5310- 0- 0000- 0000- 200- 000- 0000- 0 | | | | | 1,294.00 | | | | | | |
| (041706) | 130- 8220- 5310- 0- 0000- 0000- 220- 000- 0000- 0 | | | | | 1,067.00 | | | | | | |
| (041707) | 130- 8220- 5310- 0- 0000- 0000- 240- 000- 0000- 0 | | | | | 1,284.00 | | | | | | |
| (041708) | 130- 8220- 5310- 0- 0000- 0000- 260- 000- 0000- 0 | | | | | 1,255.00 | | | | | | |
| (041709) | 130- 8220- 5310- 0- 0000- 0000- 280- 000- 0000- 0 | | | | | 1,347.00 | | | | | | |
| (041710) | 130- 8220- 5310- 0- 0000- 0000- 300- 000- 0000- 0 | | | | | 1,302.00 | | | | | | |
| DP22-0001103 | Posted | (701503) State Of California | 1442 | Check | 02/16/22 | 30-715233 | | | CR171568 | HEALTH CARE DEPOSIT 02/ | 1,543.51 | |
| (011099) | 010- 8290- 5640- 0- 0000- 0000- 000- 000- 0000- 0 | | | | | 1,543.51 | | | | | | |

* On Hold

Selection Sorted by Receipt Id, Filtered by (Org = 602, Starting Receipt Date = 2/1/2022, Ending Receipt Date = 2/28/2022, User Created = N, On Hold? = Y, No Invoice = Y, Accounts? = Y, Recap = O, Sort/Group =)

ESCAPE ONLINE

COUNTY - County Account

| Receipt Id | Receipt Status | Customer | Batch Id | Receipt Type | Receipt Date | Customer Reference # | Invoice # | Loc | Deposit Id | Comment | Receipt Amount |
|--------------|----------------|---|----------|--------------|--------------|----------------------|-----------|-----|------------|------------------------------|----------------|
| DP22-0001104 | Posted | (701405) Ventura County Schools | 1442 | Check | 02/16/22 | 48207 | | | CR171568 | W/C - J. MUNIZ 02/24/22-02/2 | 110.88 |
| | | (007266) 010- 2200- 0000- 0- 0000- 8210- 000- 540- 0000- 6 | | | | 110.88 | | | | | |

Total for Hueneme Elementary School District 779,248.27

Fund-Object Recap

| | | |
|---|--------------------------------|-------------------|
| 010-1100 | Teachers' Salaries | 2,179.42 |
| 010-2200 | Classified Support Salaries | 9,224.15 |
| 010-2400 | Clerical and Office Salaries | 1,556.10 |
| 010-8110 | Maint & Operations (Public Law | 11,476.00 |
| 010-8290 | All Other Federal Revenue | 1,543.51 |
| 010-8639 | All Other Sales | 510.85 |
| 010-8650 | Leases and Rentals | 6,402.50 |
| 010-8699 | All Other Local Revenue | 123,837.94 |
| 010-9533 | TSA Liability | 400.00 |
| 010-9537 | Retiree Benefits Liability | 78,578.50 |
| Fund 010 - General Fund | | 235,708.97 |
| 130-2200 | Classified Support Salaries | 4,309.60 |
| 130-8220 | Child Nutrition Programs | 533,248.30 |
| 130-8634 | Food Services Sales | 5,981.40 |
| Fund 130 - Cafeteria Fund | | 543,539.30 |
| Total for Hueneme Elementary School District | | 779,248.27 |

Org Recap

Hueneme Elementary School District

| | |
|---------------------------|-------------------|
| \$ - Cash | 6,248.25 |
| C - Check | 761,013.17 |
| E - Electronic Funds Xfer | 11,986.85 |
| Total Receipts | 779,248.27 |
| Report Total | 779,248.27 |

* On Hold

Selection Sorted by Receipt Id, Filtered by (Org = 602, Starting Receipt Date = 2/1/2022, Ending Receipt Date = 2/28/2022, User Created = N, On Hold? = Y, No Invoice = Y, Accounts? = Y, Recap = O, Sort/Group =)

ESCAPE ONLINE

Page 16 of 16

HUENEME ELEMENTARY SCHOOL DISTRICT

BOARD AGENDA ITEM: DISCLOSURE OF PROPOSED COLLECTIVE BARGAINING AGREEMENT WITH HUENEME EDUCATION ASSOCIATION (HEA)

BOARD MEETING DATE: March 7, 2022

FROM: Patricia Marshall, Chief Business Official
Dr. Christine Walker, Superintendent

STAFF COMMENT

RECOMMENDATION

For information only

BACKGROUND

In 1991, the State Legislature adopted AB 1200 Fiscal Accountability Legislation. The Legislation included language that districts were required to publicly disclose the provisions of all collective bargaining agreements prior to approving the agreements. In 1994, the Legislature adopted AB 3141, which strengthens the disclosure provisions of AB 1200. It requires public school employers to prepare and forward a disclosure statement to the county superintendent of schools that analyzes the financial impact of any proposed collective bargaining agreement.

Representatives of the Hueneme Elementary School District and the Hueneme Education Association (HEA) reached a tentative agreement for a 4% increase on the salary schedule retroactive to July 1, 2021 and a one time, off the schedule COVID-19 bonus equivalent to 1.25% of the 2021-22 salary schedule. The proposed agreement will be presented to the Governing Board for approval, pending ratification from the Association.

The District prepared the Disclosure of Collective Bargaining in accordance with AB 1200, AB 2756 and Government Code 3547.5. The report includes the cost impact of the agreement and includes a certification of the District's ability to fund the cost of the agreement for the duration of the agreement, signed by the Superintendent and the Chief Business Official. In addition, the District sent a copy to the Ventura County Office of Education (VCOE) for review.

ATTACHMENT(S)

- Disclosure of Collective Bargaining for Hueneme Education Association
- Letter of review from Ventura County Office of Education

DISCLOSURE OF COLLECTIVE BARGAINING AGREEMENT

In Accordance with AB 1200, AB 2756 and G.C. 3547.5

School District: Hueneme Elementary School District

Name of Bargaining Unit: Hueneme Education Association (HEA)

The proposed agreement covers the period:
 Beginning: 1-Jul-21
 Ending: 30-Jun-22

Employee Type:
 Certificated: XX
 Classified: _____

The proposed agreement will be acted upon by the Governing Board
 at its meeting on: 7-Mar-22

A. Proposed Change in Compensation:

| Compensation | Cost Prior To Proposed Agreement | Fiscal Impact of Proposed Agreement | | |
|--|----------------------------------|-------------------------------------|----------------|----------------|
| | | Current Year 2021-22 | Year 2 2022-23 | Year 3 2023-24 |
| 1. Salary Schedule - Increase/(Decrease) | \$ 46,567,422 | \$ 1,862,597 4.00% | \$ % | \$ % |
| 2. Step and Column - Increase/(Decrease) due to movement plus any changes due to settlement. | | \$ 0 0.00% | \$ % | \$ % |
| 3. Other Compensation - Increase/(Decrease) (Stipends, Bonuses, Etc) | | \$ 582,093 1.25% | \$ % | \$ % |
| 4. Statutory Benefits - Increase/(Decrease) in STRS, PERS, FICA, WC, UI, Medicare, etc. | \$ 9,554,681 | \$ 501,621 5.25% | \$ % | \$ % |
| 5. Health/Welfare Benefits - Increase/(Decrease) | \$ 7,593,373 | \$ 0 0.00% | \$ % | \$ % |
| 6. Total Compensation - Increase/(Decrease) (Total Lines 1-5) | \$ 63,715,476 | \$ 2,946,311 4.62% | \$ % | \$ % |
| 7. Total Number (FTE) of Represented Employees | # 429 | # 429 | # 429 | # 429 |
| 8. Total Compensation Cost for Average Employee Increase/(Decrease) (Line 6/Line 7) | \$ 148,521 | \$ 6,868 4.62% | \$ % | \$ % |
| 9a. Certificated Teacher's Salary (Excluding Benefits) | | | | |
| -Minimum Daily Rate | \$ 285 | \$ 296 3.86% | \$ % | \$ % |
| -Maximum Daily Rate | \$ 615 | \$ 640 4.07% | \$ % | \$ % |
| -Substitute Daily Rate | \$ 175 | \$ 175 0.00% | \$ % | \$ % |
| 9b. - Annual Cost Health/Welfare Benefit amount per FTE | \$ 18,504 | \$ 18,504 | \$ | \$ |
| - District Cost Annual H&W Benefit amount per FTE | \$ 18,584 | \$ 18,504 | \$ | \$ |
| - Current Negotiated H&W Cap amount per FTE | \$ 18,504 | \$ 18,504 | \$ | \$ |

Please include comments and explanations as necessary: The District negotiated a 4% on salary schedule increase retroactive to July 1, 2021. The District also negotiated a one-time off schedule bonus equivalent to 1.25% on the 2021-22 salary schedule.

B. Proposed Negotiated Changes in Non-Compensation Items (class size adjustments, staff development, teacher prep time, etc.):

N/A

C. What are the specific impacts on instructional and support programs to accommodate the settlement? (Include the impact of non-negotiated changes such as staff reductions and program reductions/eliminations.):

N/A

D. What contingency language is included in the proposed agreement? (reopeners, etc.):

N/A

E. Will this agreement create, increase, or decrease deficit financing in the current or future years?

Yes, it will create an increase in the current year but due to a projected reduction of 15 FTE teachers there will not be an increase in out years.

F. Source of Funding for the Proposed Agreement:

1. Current Year:

State LCFF funding and COVID-19 funds

2. How will the ongoing cost of the proposed agreement be funded in future years?

State LCFF funding and District Reserves

3. If multi-year agreement, what is the source of funding, including assumptions used, to fund these obligations in future years? (Remember to include compounding effects in meeting obligations):

N/A

Disclosure of Collective Bargaining Agreement
 School District: Hueneme Elementary School District

| | (Col. 1) Latest Board Approved Budget Before Settlement As of December 13, 2021 | (Col. 2) Adjustment as a Result of Settlement * | (Col. 3) Other Revisions | (Col. 4) Total Impact on Budget (Col. 1+2+3) |
|---|---|--|--------------------------------|---|
| REVENUES | | | | |
| LCFF Revenues (8010-8099) | 91,170,686 | 0 | 0 | 91,170,686 |
| Remaining Revenues (8100-8799) | 48,724,873 | 0 | 0 | 48,724,873 |
| TOTAL REVENUES | 139,895,559 | 0 | 0 | 139,895,559 |
| EXPENDITURES | | | | |
| 1000 Certificated Salaries | 51,010,049 | 2,444,690 | 0 | 53,454,739 |
| 2000 Classified Salaries | 16,125,266 | 0 | 0 | 16,125,266 |
| 3000 Employees' Benefits | 26,957,975 | 501,621 | 0 | 27,459,596 |
| 4000 Books and Supplies | 21,366,078 | 0 | 0 | 21,366,078 |
| 5000 Services and Operating Expenses | 16,771,705 | 0 | 0 | 16,771,705 |
| 6000 Capital Outlay | 3,966,376 | 0 | 0 | 3,966,376 |
| 7100-7499 Other | 2,304,060 | 0 | 0 | 2,304,060 |
| TOTAL EXPENDITURES | 138,501,509 | 2,946,311 | 0 | 141,447,820 |
| OPERATING SURPLUS (DEFICIT) | 1,394,050 | (2,946,311) | 0 | (1,552,261) |
| OTHER SOURCES AND TRANSFERS IN | 0 | 0 | 0 | 0 |
| OTHER USES AND TRANSFERS OUT | 0 | 0 | 0 | 0 |
| CURRENT YEAR INCREASE (DECREASE) IN FUND BALANCE | 1,394,050 | (2,946,311) | 0 | (1,552,261) |
| BEGINNING BALANCE | 24,607,734 | 0 | 0 | 24,607,734 |
| CURRENT YEAR ENDING BALANCE | 26,001,784 | (2,946,311) | 0 | 23,055,473 |
| COMPONENTS OF ENDING BALANCE | | | | |
| Non-spendable (9711-9719) | 56,000 | 0 | 0 | 56,000 |
| Restricted (9740) | 0 | 0 | 0 | 0 |
| Committed (9750 / 9760) | 0 | 0 | 0 | 0 |
| Assigned (9780) | 21,790,738 | (3,037,421) | 0 | 18,753,317 |
| Reserve for Economic Uncertainties (9789) | 4,155,046 | 91,110 | 0 | 4,246,156 |
| Unappropriated Amounts (9790) | 0 | 0 | 0 | 0 |

* If the total amount of the Adjustment in Column 2 does not agree with the amount of the Total Compensation Increase on Page 1, Section A, Line 6, please explain the variance below.

Please include comments and explanations as necessary: _____

Disclosure of Collective Bargaining Agreement
 School District: Hueneme Elementary School District

Multi-Year Projections

| | (Col. 1) 2021-22 Budget after impact of Settlement (From page 3) | (Col. 2) Budget Year 1 2022-23 | (Col. 3) Budget Year 2 2023-24 |
|---|--|---|---|
| REVENUES | | | |
| LCFF Revenues (8010-8099) | 91,170,686 | 91,467,077 | 94,773,600 |
| Remaining Revenues (8100-8799) | 48,724,873 | 33,975,524 | 27,997,606 |
| TOTAL REVENUES | 139,895,559 | 125,442,601 | 122,771,206 |
| EXPENDITURES | | | |
| 1000 Certificated Salaries | 53,454,739 | 52,321,967 | 52,484,537 |
| 2000 Classified Salaries | 16,125,266 | 17,100,501 | 17,253,295 |
| 3000 Employees' Benefits | 27,459,596 | 28,339,695 | 28,647,924 |
| 4000 Books and Supplies | 21,366,078 | 14,020,384 | 8,205,504 |
| 5000 Services and Operating Expenses | 16,771,705 | 13,490,753 | 13,769,758 |
| 6000 Capital Outlay | 3,966,376 | 400,000 | 370,000 |
| 7100-7499 Other | 2,304,060 | 2,295,335 | 2,295,335 |
| TOTAL EXPENDITURES | 141,447,820 | 127,968,635 | 123,026,353 |
| OPERATING SURPLUS (DEFICIT) | (1,552,261) | (2,526,034) | (255,147) |
| OTHER SOURCES AND TRANSFERS IN | 0 | 0 | 0 |
| OTHER USES AND TRANSFERS OUT | 0 | 0 | 0 |
| CURRENT YEAR INCREASE (DECREASE) IN FUND BALANCE | (1,552,261) | (2,526,034) | (255,147) |
| BEGINNING BALANCE | 24,607,734 | 23,055,473 | 20,529,439 |
| CURRENT YEAR ENDING BALANCE | 23,055,473 | 20,529,439 | 20,274,292 |
| COMPONENTS OF ENDING BALANCE | | | |
| Non-spendable (9711-9719) | 56,000 | 16,000 | 16,000 |
| Restricted (9740) | 0 | 0 | 0 |
| Committed (9750 / 9760) | 0 | 0 | 0 |
| Assigned (9780) | 18,756,038 | 16,674,379 | 16,567,501 |
| Reserve for Economic Uncertainties (9789) | 4,243,435 | 3,839,060 | 3,690,791 |
| Unappropriated Amounts (9790) | 0 | 0 | 0 |

Multi-Year Projections Assumptions:

G. Impact of Proposed Agreement on Current Year Unrestricted Reserves

(amounts from page 4)

1. State Reserve Standard

| | 2021-22 | 2022-23 | 2023-24 |
|---|----------------|----------------|----------------|
| a. Total Expenditures, Transfers Out, and Uses (Including Cost of Proposed Agreement) | \$ 141,447,820 | \$ 127,968,635 | \$ 123,026,353 |
| b. State Standard Minimum Reserve Percentage for this District | 3% | 3% | 3% |
| c. State Standard Minimum Reserve Amount for this District (Line 1 times Line 2 or \$67,000 for a district with less than 1,001 ADA) | \$ 4,243,435 | \$ 3,839,059 | \$ 3,690,791 |

2. Budgeted Unrestricted Reserve (After Impact of Proposed Agreement)

| | 2021-22 | 2022-23 | 2023-24 |
|---|--------------|--------------|--------------|
| a. General Fund Budgeted <u>Unrestricted</u> Reserve for Economic Uncertainties | \$ 4,243,435 | \$ 3,839,060 | \$ 3,690,791 |
| b. General Fund Budgeted <u>Unrestricted</u> Unappropriated Amount | \$ 0 | \$ 0 | \$ 0 |
| c. Special Reserve Fund (17) Budgeted Reserve for Economic Uncertainties | \$ 0 | \$ 0 | \$ 0 |
| d. Special Reserve Fund (17) Budgeted Unappropriated Amount | \$ 0 | \$ 0 | \$ 0 |
| e. Total District Budgeted <u>Unrestricted</u> Reserves | \$ 4,243,435 | \$ 3,839,060 | \$ 3,690,791 |

3. Do Unrestricted reserves meet the state standard minimum reserve amount?

Yes

No

H. Certification

The information provided in this document summarizes the financial implications of the proposed agreement and is submitted to the Governing Board for public disclosure of the major provisions in the agreement in accordance with the requirements of AB1200 and G.C. 3547.5.


We hereby certify that the costs incurred by the school district under this agreement can be met by the district during the term of the agreement.

Christine Walker CHRISTINE WALKER
 District Superintendent Printed Name
 (Signature)

2.15.22
 Date

Patricia Marshall Patricia Marshall
 District Chief Business Official Printed Name
 (Signature)

2-15-22
 Date



VENTURA COUNTY OFFICE OF EDUCATION

Dr. César Morales, County Superintendent of Schools

February 23, 2022

Dr. Christine Walker
Superintendent
Hueneme School District
205 North Ventura Road
Port Hueneme, CA 93041

Dear Dr. Walker:

In accordance with AB 1200 and Government Code Section 3547.5, the Ventura County Office of Education has received a copy of the Disclosure of Collective Bargaining Agreement for the tentative agreement with the Hueneme Education Association bargaining unit. This code section allows the County Superintendent to review and comment on the financial impact of proposed agreements. In our review, we assess whether proposed agreements will allow the district to meet its financial obligations in the current fiscal year and are consistent with a financial plan that will enable the district to satisfy its multi-year financial commitments.

We have reviewed the proposed agreement dated February 15, 2022. Based upon the data presented, it appears that the terms of the tentative agreement would allow the district to meet its financial obligations. However, it is important to remember that budget assumptions will change over time, and those changes could impact the agreement's effect on the financial condition of the district.

In accordance with AB 2756, please provide our office with a copy of the board minutes that includes the approval of this agreement to School Business Advisory Services as soon as possible. In addition, please forward any corresponding board-approved budget revisions needed to implement the agreement as soon as those documents are available.

Sincerely,

Dr. César Morales
Ventura County Superintendent of Schools

cc: Patricia Marshall, Hueneme Elementary School District
Misty Key, Ventura County Office of Education
Danni Brook, Ventura County Office of Education

HUENEME ELEMENTARY SCHOOL DISTRICT

BOARD AGENDA ITEM: APPROVE CERTIFICATION BASED ON THE SECOND INTERIM FINANCIAL REPORT FOR THE PERIOD ENDED JANUARY 31, 2022 and; RESOLUTION B21-22-08: REVISION OF THE 2021-22 BOARD APPROVED BUDGETS FOR THE GENERAL FUND, CAFETERIA FUND, BUILDING FUND, CAPITAL FACILITIES, AND BOND INTEREST AND REDEMPTION FUND.

BOARD MEETING DATE: March 7, 2022

FROM: Patricia Marshall, Chief Business Official
Dr. Christine Walker, Superintendent

STAFF COMMENT

RECOMMENDATION

It is recommended that the Governing Board approve the certification of the District's 2021-22 Second Interim Report and Resolution B21-22-08.

BACKGROUND

Second Interim Report:

Pursuant to Education Code Section 42130-42134 requires district superintendents to prepare and submit interim financial reports to the governing board of the district concerning the financial stability of the district. The governing board shall certify, in writing, within 45 days after the close of the period being reported, whether the school district is able to meet its financial obligations for the remainder of the fiscal year and, based on current forecasts, for the subsequent fiscal years. The governing board is then required to submit a certification to the county superintendent.

Resolution B21-22-08:

Throughout the fiscal year the District makes budget adjustments necessitated by circumstances not known at the time of budget adoption. At this time the budgets are being revised to reflect the projected totals on the Second Interim Report.

ATTACHMENTS

1. Budget Update Comparison and Highlights
2. 2021-22 Second Interim Report

| Object | Resource | Description | 1st Interim Budget | | 21-22 Total | 2nd Interim Budget | | 21-22 Total | 1st Interim vs 2nd Interim Budget | | |
|--|-------------|----------------------------------|--------------------|-------------------|-------------------|--------------------|-------------------|-------------------|-----------------------------------|----------------|----------------|
| | | | Unrestricted | Restricted | | Unrestricted | Restricted | | Unrestricted | Restricted | Total |
| REVENUES | | | | | | | | | | | |
| LCFF/Property Taxes | | | | | | | | | | | |
| 8011 | 0000 | State Aid Current Year | 55,132,841 | 0 | 55,132,841 | 55,138,485 | 0 | 55,138,485 | 5,644 | 0 | 5,644 |
| 8012 | 1400 | EPA-Education Protection Ac | 27,346,907 | 0 | 27,346,907 | 27,346,907 | 0 | 27,346,907 | 0 | 0 | 0 |
| 8041 | 0000 | Secured Roll Taxes | 8,690,938 | 0 | 8,690,938 | 8,690,938 | 0 | 8,690,938 | 0 | 0 | 0 |
| 8042 | 0000 | Unsecured Roll Taxes | 0 | 0 | 0 | 0 | 0 | 0 | 0 | 0 | 0 |
| 8044 | 0000 | Supplemental Taxes | 0 | 0 | 0 | 0 | 0 | 0 | 0 | 0 | 0 |
| 8047 | 0000 | Community Redevelopment | 0 | 0 | 0 | 0 | 0 | 0 | 0 | 0 | 0 |
| Total LCFF/Property Tax Sources | | | 91,170,686 | 0 | 91,170,686 | 91,176,330 | 0 | 91,176,330 | 5,644 | 0 | 5,644 |
| Federal Sources | | | | | | | | | | | |
| 8110 | 0000 | Federal Impact Aid | 250,000 | 0 | 250,000 | 250,000 | 0 | 250,000 | 0 | 0 | 0 |
| 8181 | 3310 (5001) | SpEd/IDEA Basic | 0 | 1,302,511 | 1,302,511 | 0 | 1,302,511 | 1,302,511 | 0 | 0 | 0 |
| 8181 | 3310 (5730) | PreSchool - IDEA local | 0 | 217,471 | 217,471 | 0 | 217,471 | 217,471 | 0 | 0 | 0 |
| 8182 | 3315 | PreSchool - IDEA | 0 | 78,948 | 78,948 | 0 | 78,948 | 78,948 | 0 | 0 | 0 |
| 8290 | 3010 | Title I | 0 | 3,815,265 | 3,815,265 | 0 | 3,820,638 | 3,820,638 | 0 | 5,373 | 5,373 |
| 8290 | 3182 | ESSA Blackstock School Imp | 0 | 260,752 | 260,752 | 0 | 260,752 | 260,752 | 0 | 0 | 0 |
| 8290 | 3210 | ESSER I COVID-19 funds | 0 | 129,848 | 129,848 | 0 | 129,848 | 129,848 | 0 | 0 | 0 |
| 8290 | 3212 | ESSER II COVID-19 funds | 0 | 3,670,341 | 3,670,341 | 0 | 3,664,945 | 3,664,945 | 0 | (5,396) | (5,396) |
| 8290 | 3213 | ESSER III COVID-19 funds | 0 | 10,286,537 | 10,286,537 | 0 | 10,286,537 | 10,286,537 | 0 | 0 | 0 |
| 8290 | 3214 | ESSER III Learning Loss | 0 | 2,571,634 | 2,571,634 | 0 | 2,571,634 | 2,571,634 | 0 | 0 | 0 |
| 8290 | 3215 | GEER COVID-19 funds | 0 | 91,510 | 91,510 | 0 | 91,510 | 91,510 | 0 | 0 | 0 |
| 8290 | 3216 | ESSER II COVID-19 funds | 0 | 918,811 | 918,811 | 0 | 918,811 | 918,811 | 0 | 0 | 0 |
| 8290 | 3217 | GEER II COVID-19 funds | 0 | 210,840 | 210,840 | 0 | 210,840 | 210,840 | 0 | 0 | 0 |
| 8290 | 3218 | ESSER III COVID-19 funds | 0 | 598,516 | 598,516 | 0 | 598,516 | 598,516 | 0 | 0 | 0 |
| 8290 | 3219 | ESSER III COVID-19 funds | 0 | 1,031,760 | 1,031,760 | 0 | 1,031,760 | 1,031,760 | 0 | 0 | 0 |
| 8290 | 4035 | Title II Part A Teacher Quality | 0 | 344,696 | 344,696 | 0 | 344,286 | 344,286 | 0 | (410) | (410) |
| 8291 | 4127 | Title IV, Stud. Supprt Enrich | 0 | 439,415 | 439,415 | 0 | 439,561 | 439,561 | 0 | 146 | 146 |
| 8290 | 4203 | Title III | 0 | 644,071 | 644,071 | 0 | 644,071 | 644,071 | 0 | 0 | 0 |
| 8290 | 0000 | MAA | 200,000 | 0 | 200,000 | 200,000 | 0 | 200,000 | 0 | 0 | 0 |
| 8290 | 5634 | ARP-HCY II | 0 | 28,217 | 28,217 | 0 | 28,217 | 28,217 | 0 | 0 | 0 |
| 8290 | 5640 | Medi-Cal | 0 | 289,034 | 289,034 | 0 | 289,034 | 289,034 | 0 | 0 | 0 |
| Total Federal Sources | | | 450,000 | 26,930,177 | 27,380,177 | 450,000 | 26,929,890 | 27,379,890 | 0 | (287) | (287) |
| Other State Sources | | | | | | | | | | | |
| 8550 | 0425 | Mandated Cost | 222,416 | 0 | 222,416 | 222,416 | 0 | 222,416 | 0 | 0 | 0 |
| 8560 | 1100 | Lottery | 1,105,636 | 0 | 1,105,636 | 1,105,636 | 0 | 1,105,636 | 0 | 0 | 0 |
| 8560 | 6300 | Lottery-Restricted | 0 | 440,898 | 440,898 | 0 | 440,898 | 440,898 | 0 | 0 | 0 |
| 8590 | 0000 | All Others | 40,000 | 0 | 40,000 | 40,000 | 0 | 40,000 | 0 | 0 | 0 |
| 8590 | 2600 | Exp Learn Opp Program | 0 | 5,922,100 | 5,922,100 | 0 | 5,922,100 | 5,922,100 | 0 | 0 | 0 |
| 8590 | 6010 | After School Ed. & Safety | 0 | 1,699,844 | 1,699,844 | 0 | 1,902,305 | 1,902,305 | 0 | 202,461 | 202,461 |
| 8590 | 6053 | PreK Plan & Imp Grant | 0 | 250,275 | 250,275 | 0 | 252,541 | 252,541 | 0 | 2,266 | 2,266 |
| 8590 | 6266 | Ed Effect Block Grant | 0 | 1,790,737 | 1,790,737 | 0 | 1,790,737 | 1,790,737 | 0 | 0 | 0 |
| 8590 | 6388 | Career Pathways | 0 | 104,850 | 104,850 | 0 | 104,850 | 104,850 | 0 | 0 | 0 |
| 8590 | 6536 | SPED Dispute Resolution | 0 | 98,824 | 98,824 | 0 | 98,824 | 98,824 | 0 | 0 | 0 |
| 8590 | 6537 | SPED Early Intlv Preschool Grant | 0 | 555,883 | 555,883 | 0 | 555,883 | 555,883 | 0 | 0 | 0 |
| 8590 | 7415 | Class Emp Summer Prog | 0 | 315,764 | 315,764 | 0 | 315,764 | 315,764 | 0 | 0 | 0 |
| 8590 | 7422 | In Person Instruction | 0 | 2,135,678 | 2,135,678 | 0 | 2,135,678 | 2,135,678 | 0 | 0 | 0 |
| 8590 | 7425 | Expanded Learn Opp Grant | 0 | 891,939 | 891,939 | 0 | 890,415 | 890,415 | 0 | (1,524) | (1,524) |
| Total State Sources | | | 1,368,052 | 14,206,792 | 15,574,844 | 1,368,052 | 14,409,995 | 15,778,047 | 0 | 203,203 | 203,203 |
| Local Sources | | | | | | | | | | | |
| 8625 | 9010 | Community Redev. Funds | 0 | 200,000 | 200,000 | 0 | 240,000 | 240,000 | 0 | 40,000 | 40,000 |
| 8639 | 8210 | Student Sales | 0 | 159 | 159 | 0 | 4,798 | 4,798 | 0 | 4,639 | 4,639 |
| 8650 | 0000 | Lease/Rent | 50,000 | 0 | 50,000 | 30,000 | 0 | 30,000 | (20,000) | 0 | (20,000) |

| | | | | | | | | | | | | |
|-------------------------------|-----------|----------------------------------|------------|------------|-------------|------------|------------|-------------|----------|----------|---------|---|
| 8660 | 0000 | Interest | 150,000 | 0 | 150,000 | 150,000 | 0 | 150,000 | 0 | 0 | 0 | |
| 8699 | 0000 | Other Local | 50,000 | 0 | 50,000 | 90,000 | 0 | 90,000 | 40,000 | 0 | 40,000 | |
| 8699 | 0190/MIGR | Other Local - Grants | 36,288 | 0 | 36,288 | 36,779 | 0 | 36,779 | 491 | 0 | 491 | |
| 8699 | 0170/0171 | Other Local - Ins. Claims | 30,000 | 0 | 30,000 | 50,000 | 0 | 50,000 | 20,000 | 0 | 20,000 | |
| 8699 | 0660/0664 | Other Local - Safety Credits | 279,950 | 0 | 279,950 | 332,998 | 0 | 332,998 | 53,048 | 0 | 53,048 | |
| 8699 | 0900 | Other Local - Insurance | 0 | 0 | 0 | 0 | 0 | 0 | 0 | 0 | 0 | |
| 8699 | Dxxx | Other Local - Site Donations | 41,152 | 0 | 41,152 | 41,152 | 0 | 41,152 | 0 | 0 | 0 | |
| 8699 | MHSP | Other Local - Mental Health SPED | 82,430 | 0 | 82,430 | 82,430 | 0 | 82,430 | 0 | 0 | 0 | |
| 8792 | 6500 | ApportmtTransfer-Spec Ed | 0 | 4,849,873 | 4,849,873 | 0 | 4,849,873 | 4,849,873 | 0 | 0 | 0 | |
| Total Local Sources | | | 719,820 | 5,050,032 | 5,769,852 | 813,359 | 5,094,671 | 5,908,030 | 93,539 | 44,639 | 138,178 | D |
| TOTAL REVENUE | | | 93,708,558 | 46,187,001 | 139,895,559 | 93,807,741 | 46,434,556 | 140,242,297 | 99,183 | 247,555 | 346,738 | |
| EXPENDITURES | | | | | | | | | | | | |
| Certificated Salaries | | | | | | | | | | | | |
| 1100 | | Teachers Salaries | 31,523,648 | 10,816,944 | 42,340,592 | 31,478,287 | 10,854,541 | 42,332,828 | (45,361) | 37,597 | (7,764) | |
| 1200 | | Pupil Support Salaries | 2,547,692 | 923,287 | 3,470,979 | 2,547,692 | 946,418 | 3,494,110 | 0 | 23,131 | 23,131 | |
| 1300 | | Supervisors & Admin | 3,818,675 | 623,952 | 4,442,627 | 3,818,675 | 640,471 | 4,459,146 | 0 | 16,519 | 16,519 | |
| 1900 | | Other Certificated | 629,830 | 126,021 | 755,851 | 631,517 | 126,021 | 757,538 | 1,687 | 0 | 1,687 | |
| Total Certificated Salaries | | | 38,519,845 | 12,490,204 | 51,010,049 | 38,476,171 | 12,567,451 | 51,043,622 | (43,674) | 77,247 | 33,573 | E |
| Classified Salaries | | | | | | | | | | | | |
| 2100 | | Instructional Aides | 848,977 | 4,460,891 | 5,309,868 | 868,383 | 4,480,941 | 5,349,324 | 19,406 | 20,050 | 39,456 | |
| 2200 | | Classified Support | 2,908,963 | 1,809,870 | 4,718,833 | 2,948,663 | 1,780,070 | 4,728,733 | 39,700 | (29,800) | 9,900 | |
| 2300 | | Supervisors | 717,061 | 176,382 | 893,443 | 736,061 | 176,382 | 912,443 | 19,000 | 0 | 19,000 | |
| 2400 | | Clerical/Technical | 3,445,270 | 675,036 | 4,120,306 | 3,453,340 | 675,036 | 4,128,376 | 8,070 | 0 | 8,070 | |
| 2900 | | Other Classified Salaries | 1,034,287 | 48,529 | 1,082,816 | 1,037,449 | 48,529 | 1,085,978 | 3,162 | 0 | 3,162 | |
| Total Classified Salaries | | | 8,954,558 | 7,170,708 | 16,125,266 | 9,043,896 | 7,160,958 | 16,204,854 | 89,338 | (9,750) | 79,588 | F |
| Employee Benefits | | | | | | | | | | | | |
| 3100 | | STRS | 6,388,187 | 2,040,179 | 8,428,366 | 6,381,137 | 2,079,758 | 8,460,895 | (7,050) | 39,579 | 32,529 | |
| 3200 | | PERS | 1,818,877 | 1,088,318 | 2,907,195 | 1,847,209 | 1,131,937 | 2,979,146 | 28,332 | 43,619 | 71,951 | |
| 3300 | | OASDI/Medicare | 1,285,965 | 721,903 | 2,007,868 | 1,290,283 | 725,927 | 2,016,210 | 4,318 | 4,024 | 8,342 | |
| 3400 | | Health & Welfare | 8,599,311 | 2,463,631 | 11,062,942 | 8,580,265 | 2,544,758 | 11,125,023 | (19,046) | 81,127 | 62,081 | |
| 3500 | | State Unemployment | 239,459 | 96,213 | 335,672 | 239,672 | 97,414 | 337,086 | 213 | 1,201 | 1,414 | |
| 3600 | | Worker Comp Insurance | 1,091,913 | 438,326 | 1,530,239 | 1,092,915 | 443,979 | 1,536,894 | 1,002 | 5,653 | 6,655 | |
| 3700 | | Retiree Benefits - Allocated | 525,860 | 157,433 | 683,293 | 530,198 | 163,636 | 693,834 | 4,338 | 6,203 | 10,541 | |
| 3900 | | Other Benefits | 2,400 | 0 | 2,400 | 2,400 | 0 | 2,400 | 0 | 0 | 0 | |
| Total Employee Benefits | | | 19,951,972 | 7,006,003 | 26,957,975 | 19,964,079 | 7,187,409 | 27,151,488 | 12,107 | 181,406 | 193,513 | G |
| Books and Supplies | | | | | | | | | | | | |
| 4100 | | Textbooks & Curr Materials | 625,000 | 440,898 | 1,065,898 | 625,000 | 440,898 | 1,065,898 | 0 | 0 | 0 | |
| 4200 | | Books & Reference | 57,006 | 84,758 | 141,764 | 57,066 | 103,958 | 161,024 | 60 | 19,200 | 19,260 | |
| 4300 | | Materials & Supplies | 2,400,199 | 16,918,281 | 19,318,480 | 2,428,077 | 17,392,245 | 19,820,322 | 27,878 | 473,964 | 501,842 | |
| 4400 | | Equipmt Tag >500,but<5000 | 459,252 | 380,684 | 839,936 | 470,217 | 367,684 | 837,901 | 10,965 | (13,000) | (2,035) | |
| Total Books and Supplies | | | 3,541,457 | 17,824,621 | 21,366,078 | 3,580,360 | 18,304,785 | 21,885,145 | 38,903 | 480,164 | 519,067 | H |
| Services & Other Expenditures | | | | | | | | | | | | |
| 5100 | | Sub Agreements for Services | 100,000 | 2,737,554 | 2,837,554 | 111,886 | 2,915,872 | 3,027,758 | 11,886 | 178,318 | 190,204 | |
| 5200 | | Travel and Conference | 87,720 | 64,510 | 152,230 | 90,261 | 69,510 | 159,771 | 2,541 | 5,000 | 7,541 | |
| 5300 | | Dues and Memberships | 96,978 | 0 | 96,978 | 99,155 | 0 | 99,155 | 2,177 | 0 | 2,177 | |
| 5400 | | Insurance | 892,849 | 0 | 892,849 | 892,849 | 0 | 892,849 | 0 | 0 | 0 | |
| 5500 | | Operations & Housekeeping | 1,295,000 | 25,000 | 1,320,000 | 1,295,000 | 25,000 | 1,320,000 | 0 | 0 | 0 | |
| 5600 | | Equipment Repairs | 357,291 | 826,638 | 1,183,929 | 367,515 | 826,638 | 1,194,153 | 10,224 | 0 | 10,224 | |
| 5700 | | Direct Cost Transfers | (59,323) | 58,323 | (1,000) | (9,323) | 8,323 | (1,000) | 50,000 | (50,000) | 0 | |



HUENEME ELEMENTARY SCHOOL DISTRICT

"Inspiring and empowering every student to thrive every day."

205 N. Ventura Road, Port Hueneme, CA 93041-3065 • www.hueneme.org • 805-488-3588

DR. CHRISTINE WALKER
Superintendent

HELEN COSGROVE
Associate Superintendent

DR. CARLOS DOMINGUEZ
Deputy Superintendent

DAVID RAGSDALE
Associate Superintendent

The District's Budget is revised twice a year and this is the second of the two revisions, referred to as the Second Interim Report. The Budget is revised this period mainly to report actual revenue receipts as of January 31, 2022 and to better project expenditure spending for the year in order to predict fund balances at year-end.

Hueneme Elementary School District 2021-22 Second Interim Highlights

This document lists the major changes between the 2021-22 First Interim Budget and the 2021-22 Second Interim Report. The bold letter denotes the differences that are described below and they coordinate with the letters on the General Fund Comparison document.

General Fund

Revenues:

Local Control Funding Formula (LCFF) Revenue

A – The slight change to the LCFF funding was due to the Supplemental and Concentration Grants funding adjustment.

Federal Programs

B – The District had a slight adjustment to the Title programs from First Interim. ESSER II funds had a slight decrease due to the reallocation of funds from Federal sources.

State Programs

C – The District received a \$202,461 increase in funding for the After School Education and Safety Program. There was a slight adjustment in the funding of the PreKindergarten Planning and Implementation Grant and the Expanded Learning Opportunity Grant.

Local Revenue

D – The changes in the District's Budget for other local revenues was mainly due to an increase to our Safety Credits.

BOARD OF TRUSTEES

Bexy I. Gomez, President • Charles Weis, Ph.D., Clerk • Darlene A. Bruno • Siugen Constanza • Scott Swenson

Expenditures:

Salaries and Benefits

E – Certificated salaries increased slightly due to the adjustment of additional hours.

F – Classified salaries increased due to the additional assignments for instructional assistants, paraprofessionals and health clerks. Temporary positions and increased hours due to the additional duties due to the pandemic.

G – The benefits budget increased to follow the increase in the salary lines.

Books and Supplies

H – Materials and supplies increased mainly due to COVID-19 related expenses and After School Education and Safety Program expenditures.

Services and Other Expenditures

I – The majority of the increase is the sub-agreements for professional services. The decrease to the direct costs transfers is due to the transportation funds that were redirected to the sites.

Capital Outlay

J – The budget increase was due to the purchase of a 9 passenger mobility van.

Other Funds

Cafeteria Fund

The Cafeteria Fund is expected to generate revenues of \$6,845,856 and expend \$6,384,921. The beginning fund balance is \$1,114,388 and the ending fund balance is projected to be \$1,575,323.

Bond Building Fund

The revenue for this budget is \$100,000 and the budgeted expenditures of \$11,332,502 are for the current bond projects. The beginning fund balance is \$24,306,825 and the ending fund balance is projected to be \$13,074,323.

Capital Facilities Fund

The District is projected to receive \$30,450 in developer fees and expenditures for new classroom setup will be \$30,450. The beginning fund balance is \$71,147 and the ending fund balance is projected to be \$71,147.

Bond Interest and Redemption Fund

These funds pay the debt of the District's General Obligation Bonds and are managed by the Ventura County Office of Education. The total revenue estimated to be collected is \$4,860,304 mainly in property taxes for the bond measure. The budgeted expenditures are \$5,738,835 for debt service payments on the bond issuances. The beginning fund balance was \$6,460,977 and the fund is projected to have an ending fund balance of \$5,582,446.

HUENEME ELEMENTARY SCHOOL DISTRICT

2021-22 SECOND INTERIM BUDGET UPDATE



PURPOSE OF SECOND INTERIM REPORT

- + The second interim budget is revised to correspond the revenue receipts and to project expenditures for the year to forecast the District's ending fund balance.
- + Actuals are reported as of January 31, 2022.

STATE BUDGET UPDATE

- + No changes for the current year.

FY 22-23

- + Proposed LCFF COLA of 5.33% which was previously at 2.48%. This is an increase to our projected LCFF income of \$2.33 million from previous projections.

LOCAL CONTROL FUNDING FORMULA

- + To address declining enrollment, the Governor proposes amending how the LCFF apportionment is calculated to consider the greater of a school district's current year, prior year, or the average of three prior years' ADA. This will be addressed in the *Multiyear Projections* slide.

2021-22 SECOND INTERIM GENERAL FUND

INCOME HIGHLIGHTS

- + Overall income increased by \$346,738 since First Interim. The most significant change was an increase of \$202,461 to our After School Education and Safety program.
- + Our local income was increased mainly due to our Safety Credits program.

2021-22 SECOND INTERIM GENERAL FUND EXPENSE HIGHLIGHTS

- + Salary and Benefits:
 - + There is an increase of \$306,674 to salaries and benefits due to an increase in additional COVID-19 duties.

2021-22 SECOND INTERIM GENERAL FUND EXPENSE HIGHLIGHTS

- + Books and Supplies
 - + There is an expense increase of \$519,067 to books and supplies to support our After School Education and Safety program. In addition, an increase in supplies due to inflation costs in general due to COVID-19.

2021-22 SECOND INTERIM GENERAL FUND EXPENSE HIGHLIGHTS

- + Services and Capital Outlay
 - + There is an expense increase of \$372,629 to professional consulting agreements and the purchase of a mobility van increased the capital outlay expenses.

2021-22 GENERAL FUND SUMMARY

| | |
|--|---------------|
| Beginning Fund Balance | \$24,607,734 |
| Revenues | \$140,242,297 |
| Expenditures | \$139,699,879 |
| Excess/(Deficiency) Revenue to Expenditures | \$542,418 |
| Ending Fund Balance | \$25,150,152 |

GENERAL FUND BALANCE

\$25,150,152 Projected Ending Balance

+ \$56,000 Reserve for Cash/Stores

+ \$4,190,997 Reserve for Economic Uncertainties

+ \$10,632,656 Assigned for Restricted COVID-19 Funds

+ \$8,801,880 Assigned for Instr/Fac/Tech projects

+ \$1,468,619 Assigned for Enrollment Volatility

SUMMARY OF OTHER FUNDS

| | Cafeteria | Bond Building | Capital Facilities | Bond Interest & Redemption |
|--|-------------|----------------|--------------------|----------------------------|
| Beginning Fund Balance | \$1,114,388 | \$24,306,825 | \$71,147 | \$6,460,977 |
| Revenues | \$6,845,856 | \$100,00 | \$30,450 | \$4,860,304 |
| Expenditures | \$6,384,921 | \$11,332,502 | \$30,450 | \$5,738,835 |
| Excess/(Deficiency) Of Rev over Exp | \$460,935 | (\$11,232,502) | \$0 | (\$878,531) |
| Projected Ending Fund Balance | \$1,575,323 | \$13,074,323 | \$71,147 | \$5,582,446 |

MULTIYEAR PROJECTION PURPOSE

As part of the Second Interim Financial Report the District forecasts, based on current assumptions, a report including the subsequent two fiscal years to prepare for the financial stability of the budget in order for the Governing Board to submit a certification to the County Superintendent that the District can meet its obligations.

MULTIYEAR PROJECTION ASSUMPTIONS

| Budget Assumption | 2021-22 | 2022-23 | 2023-24 |
|---|--------------------|----------------------|----------------------|
| ADA with 3 year average | 6,634 | 7,339 | 6,869 |
| Undup Pupil Percent | 85.03% | 85.09% | 85.12% |
| LCFF COLA | 5.07% | 5.33% | 3.61% |
| LCFF Funding Change | \$6,928,945 | \$290,747 | \$3,306,523 |
| LCFF Funding w/o 3 year average | \$6,928,945 | (\$8,369,483) | \$2,991,793 |
| CalSTRS change (2022-23 reduces 15 teachers) | 0.77% \$721,607 | 2.18% \$1,080,888 | 0.00% \$0 |
| CalPERS change | 2.21% \$256,459 | 2.49% \$378,964 | (0.20%) (\$3,071) |

MULTIYEAR PROJECTION

All years include:

Unduplicated Count percentage of 85.03% for 2021–22, 85.09% for 2022–23 and 85.12% for 2023–24

Out years include:

Three year rolling average ADA for the next two fiscal years

Step and Column salary and benefits = \$1,148,480

Increase in Property and Liability Insurance

Reserve Three year average for ADA in the event the Governor's proposal does not pass

MULTIYEAR PROJECTION

| General Fund | 2021-22 | 2022-23 | 2023-24 |
|--|---------------|---------------|---------------|
| Beginning Fund Balance | \$24,607,734 | \$25,150,152 | \$22,624,118 |
| Revenues | \$140,242,297 | \$125,442,601 | \$122,771,206 |
| Expenditures | \$139,699,879 | \$127,968,635 | \$123,026,353 |
| Excess/(Deficiency) of Rev over Exp | \$542,418 | (\$2,526,034) | (\$255,147) |
| Projected Ending Fund Balance | \$25,150,152 | \$22,624,118 | \$22,368,971 |

2021-22 SECOND INTERIM REPORT

- + District meets its financial obligations in current year and future years.
- + Recommend the Board certify a positive certification for the 2021-22 Second Interim Report.
- + Approve Resolution #21-22-08 to revise the 2021-22 Board Approved Budget to reflect the Second Interim Budget projections.

Any questions?

NOTICE OF CRITERIA AND STANDARDS REVIEW. This interim report was based upon and reviewed using the state-adopted Criteria and Standards. (Pursuant to Education Code (EC) sections 33129 and 42130)

Signed: _____ Date: _____
District Superintendent or Designee

NOTICE OF INTERIM REVIEW. All action shall be taken on this report during a regular or authorized special meeting of the governing board.

To the County Superintendent of Schools:

This interim report and certification of financial condition are hereby filed by the governing board of the school district. (Pursuant to EC Section 42131)

Meeting Date: March 07, 2022 Signed: _____
President of the Governing Board

CERTIFICATION OF FINANCIAL CONDITION

POSITIVE CERTIFICATION

As President of the Governing Board of this school district, I certify that based upon current projections this district will meet its financial obligations for the current fiscal year and subsequent two fiscal years.

QUALIFIED CERTIFICATION

As President of the Governing Board of this school district, I certify that based upon current projections this district may not meet its financial obligations for the current fiscal year or two subsequent fiscal years.

NEGATIVE CERTIFICATION

As President of the Governing Board of this school district, I certify that based upon current projections this district will be unable to meet its financial obligations for the remainder of the current fiscal year or for the subsequent fiscal year.

Contact person for additional information on the interim report:

Name: Desiree Widick Telephone: 805-488-3588 x 9519
Title: Director, Finance E-mail: dwidick@hueneme.org

Criteria and Standards Review Summary

The following summary is automatically completed based on data provided in the Criteria and Standards Review form (Form 01CSI). Criteria and standards that are "Not Met," and supplemental information and additional fiscal indicators that are "Yes," may indicate areas of potential concern, which could affect the interim report certification, and should be carefully reviewed.

| CRITERIA AND STANDARDS | | | Met | Not Met |
|------------------------|--------------------------|--|-----|---------|
| 1 | Average Daily Attendance | Funded ADA for any of the current or two subsequent fiscal years has not changed by more than two percent since first interim. | | X |

| CRITERIA AND STANDARDS (continued) | | | Met | Not Met |
|------------------------------------|--|--|-----|---------|
| 2 | Enrollment | Projected enrollment for any of the current or two subsequent fiscal years has not changed by more than two percent since first interim. | X | |
| 3 | ADA to Enrollment | Projected second period (P-2) ADA to enrollment ratio for the current and two subsequent fiscal years is consistent with historical ratios. | | X |
| 4 | Local Control Funding Formula (LCFF) Revenue | Projected LCFF revenue for any of the current or two subsequent fiscal years has not changed by more than two percent since first interim. | | X |
| 5 | Salaries and Benefits | Projected ratio of total unrestricted salaries and benefits to total unrestricted general fund expenditures has not changed by more than the standard for the current and two subsequent fiscal years. | X | |
| 6a | Other Revenues | Projected operating revenues (federal, other state, other local) for the current and two subsequent fiscal years have not changed by more than five percent since first interim. | X | |
| 6b | Other Expenditures | Projected operating expenditures (books and supplies, services and other expenditures) for the current and two subsequent fiscal years have not changed by more than five percent since first interim. | X | |
| 7 | Ongoing and Major Maintenance Account | If applicable, changes occurring since first interim meet the required contribution to the ongoing and major maintenance account (i.e., restricted maintenance account). | X | |
| 8 | Deficit Spending | Unrestricted deficit spending, if any, has not exceeded the standard in any of the current or two subsequent fiscal years. | | X |
| 9a | Fund Balance | Projected general fund balance will be positive at the end of the current and two subsequent fiscal years. | X | |
| 9b | Cash Balance | Projected general fund cash balance will be positive at the end of the current fiscal year. | X | |
| 10 | Reserves | Available reserves (e.g., reserve for economic uncertainties, unassigned/unappropriated amounts) meet minimum requirements for the current and two subsequent fiscal years. | X | |

| SUPPLEMENTAL INFORMATION | | | No | Yes |
|--------------------------|--|---|----|-----|
| S1 | Contingent Liabilities | Have any known or contingent liabilities (e.g., financial or program audits, litigation, state compliance reviews) occurred since first interim that may impact the budget? | X | |
| S2 | Using One-time Revenues to Fund Ongoing Expenditures | Are there ongoing general fund expenditures funded with one-time revenues that have changed since first interim by more than five percent? | X | |
| S3 | Temporary Interfund Borrowings | Are there projected temporary borrowings between funds? | X | |
| S4 | Contingent Revenues | Are any projected revenues for any of the current or two subsequent fiscal years contingent on reauthorization by the local government, special legislation, or other definitive act (e.g., parcel taxes, forest reserves)? | | X |
| S5 | Contributions | Have contributions from unrestricted to restricted resources, or transfers to or from the general fund to cover operating deficits, changed since first interim by more than \$20,000 and more than 5% for any of the current or two subsequent fiscal years? | | X |

| SUPPLEMENTAL INFORMATION (continued) | | | No | Yes |
|--------------------------------------|---|---|-----|-----|
| S6 | Long-term Commitments | Does the district have long-term (multiyear) commitments or debt agreements? | | X |
| | | • If yes, have annual payments for the current or two subsequent fiscal years increased over prior year's (2020-21) annual payment? | X | |
| | | • If yes, will funding sources used to pay long-term commitments decrease or expire prior to the end of the commitment period, or are they one-time sources? | X | |
| S7a | Postemployment Benefits Other than Pensions | Does the district provide postemployment benefits other than pensions (OPEB)? | | X |
| | | • If yes, have there been changes since first interim in OPEB liabilities? | X | |
| S7b | Other Self-insurance Benefits | Does the district operate any self-insurance programs (e.g., workers' compensation)? | X | |
| | | • If yes, have there been changes since first interim in self-insurance liabilities? | n/a | |
| S8 | Status of Labor Agreements | As of second interim projections, are salary and benefit negotiations still unsettled for: | | |
| | | • Certificated? (Section S8A, Line 1b) | | X |
| | | • Classified? (Section S8B, Line 1b) | | X |
| | | • Management/supervisor/confidential? (Section S8C, Line 1b) | n/a | |
| S8 | Labor Agreement Budget Revisions | For negotiations settled since first interim, per Government Code Section 3547.5(c), are budget revisions still needed to meet the costs of the collective bargaining agreement(s) for: | | |
| | | • Certificated? (Section S8A, Line 3) | n/a | |
| | | • Classified? (Section S8B, Line 3) | n/a | |
| S9 | Status of Other Funds | Are any funds other than the general fund projected to have a negative fund balance at the end of the current fiscal year? | X | |

| ADDITIONAL FISCAL INDICATORS | | | No | Yes |
|------------------------------|---|--|----|-----|
| A1 | Negative Cash Flow | Do cash flow projections show that the district will end the current fiscal year with a negative cash balance in the general fund? | X | |
| A2 | Independent Position Control | Is personnel position control independent from the payroll system? | X | |
| A3 | Declining Enrollment | Is enrollment decreasing in both the prior and current fiscal years? | | X |
| A4 | New Charter Schools Impacting District Enrollment | Are any new charter schools operating in district boundaries that are impacting the district's enrollment, either in the prior or current fiscal year? | X | |
| A5 | Salary Increases Exceed COLA | Has the district entered into a bargaining agreement where any of the current or subsequent fiscal years of the agreement would result in salary increases that are expected to exceed the projected state funded cost-of-living adjustment? | X | |
| A6 | Uncapped Health Benefits | Does the district provide uncapped (100% employer paid) health benefits for current or retired employees? | X | |
| A7 | Independent Financial System | Is the district's financial system independent from the county office system? | X | |
| A8 | Fiscal Distress Reports | Does the district have any reports that indicate fiscal distress? If yes, provide copies to the COE, pursuant to EC 42127.6(a). | X | |
| A9 | Change of CBO or Superintendent | Have there been personnel changes in the superintendent or chief business official (CBO) positions within the last 12 months? | X | |

| Description | Resource Codes | Object Codes | Original Budget (A) | Board Approved Operating Budget (B) | Actuals To Date (C) | Projected Year Totals (D) | Difference (Col B & D) (E) | % Diff (E/B) (F) |
|---|----------------|------------------------|---------------------|-------------------------------------|---------------------|---------------------------|----------------------------|------------------|
| A. REVENUES | | | | | | | | |
| 1) LCFF Sources | | 8010-8099 | 88,286,570.00 | 91,170,686.00 | 50,705,241.23 | 91,176,330.00 | 5,644.00 | 0.0% |
| 2) Federal Revenue | | 8100-8299 | 450,000.00 | 450,000.00 | 52,818.00 | 450,000.00 | 0.00 | 0.0% |
| 3) Other State Revenue | | 8300-8599 | 1,371,624.00 | 1,368,052.00 | 749,632.90 | 1,368,052.00 | 0.00 | 0.0% |
| 4) Other Local Revenue | | 8600-8799 | 523,552.00 | 719,820.00 | 321,815.07 | 813,359.00 | 93,539.00 | 13.0% |
| 5) TOTAL, REVENUES | | | 90,631,746.00 | 93,708,558.00 | 51,829,507.20 | 93,807,741.00 | | |
| B. EXPENDITURES | | | | | | | | |
| 1) Certificated Salaries | | 1000-1999 | 38,509,168.00 | 38,519,845.00 | 20,999,753.47 | 38,476,171.00 | 43,674.00 | 0.1% |
| 2) Classified Salaries | | 2000-2999 | 8,834,313.00 | 8,954,558.00 | 5,015,041.70 | 9,043,896.00 | (89,338.00) | -1.0% |
| 3) Employee Benefits | | 3000-3999 | 20,233,987.00 | 19,951,972.00 | 10,878,085.67 | 19,964,079.00 | (12,107.00) | -0.1% |
| 4) Books and Supplies | | 4000-4999 | 3,049,807.00 | 3,541,457.00 | 1,037,048.54 | 3,580,360.00 | (38,903.00) | -1.1% |
| 5) Services and Other Operating Expenditures | | 5000-5999 | 4,736,035.00 | 5,216,963.00 | 3,442,084.73 | 5,395,791.00 | (178,828.00) | -3.4% |
| 6) Capital Outlay | | 6000-6999 | 0.00 | 10,000.00 | 0.00 | 85,271.00 | (75,271.00) | -752.7% |
| 7) Other Outgo (excluding Transfers of Indirect Costs) | | 7100-7299 7400-7499 | 2,280,000.00 | 2,485,000.00 | 631,168.50 | 2,485,000.00 | 0.00 | 0.0% |
| 8) Other Outgo - Transfers of Indirect Costs | | 7300-7399 | (358,727.00) | (831,282.00) | (3,765.59) | (837,299.00) | 6,017.00 | -0.7% |
| 9) TOTAL, EXPENDITURES | | | 77,284,583.00 | 77,848,513.00 | 41,999,417.02 | 78,193,269.00 | | |
| C. EXCESS (DEFICIENCY) OF REVENUES OVER EXPENDITURES BEFORE OTHER FINANCING SOURCES AND USES (A5 - B9) | | | 13,347,163.00 | 15,860,045.00 | 9,830,090.18 | 15,614,472.00 | | |
| D. OTHER FINANCING SOURCES/USES | | | | | | | | |
| 1) Interfund Transfers | | | | | | | | |
| a) Transfers In | | 8900-8929 | 0.00 | 0.00 | 0.00 | 0.00 | 0.00 | 0.0% |
| b) Transfers Out | | 7600-7629 | 0.00 | 0.00 | 0.00 | 0.00 | 0.00 | 0.0% |
| 2) Other Sources/Uses | | | | | | | | |
| a) Sources | | 8930-8979 | 0.00 | 0.00 | 0.00 | 0.00 | 0.00 | 0.0% |
| b) Uses | | 7630-7699 | 0.00 | 0.00 | 0.00 | 0.00 | 0.00 | 0.0% |
| 3) Contributions | | 8980-8999 | (10,826,216.00) | (10,826,862.00) | 0.00 | (11,432,921.00) | (606,059.00) | 5.6% |
| 4) TOTAL, OTHER FINANCING SOURCES/USES | | | (10,826,216.00) | (10,826,862.00) | 0.00 | (11,432,921.00) | | |

| Description | Resource Codes | Object Codes | Original Budget (A) | Board Approved Operating Budget (B) | Actuals To Date (C) | Projected Year Totals (D) | Difference (Col B & D) (E) | % Diff (E/B) (F) |
|--|----------------|--------------|---------------------|-------------------------------------|---------------------|---------------------------|----------------------------|------------------|
| E. NET INCREASE (DECREASE) IN FUND BALANCE (C + D4) | | | 2,520,947.00 | 5,033,183.00 | 9,830,090.18 | 4,181,551.00 | | |
| F. FUND BALANCE, RESERVES | | | | | | | | |
| 1) Beginning Fund Balance | | | | | | | | |
| a) As of July 1 - Unaudited | | 9791 | 18,117,204.00 | 20,968,601.00 | | 20,968,601.00 | 0.00 | 0.0% |
| b) Audit Adjustments | | 9793 | 0.00 | 0.00 | | 0.00 | 0.00 | 0.0% |
| c) As of July 1 - Audited (F1a + F1b) | | | 18,117,204.00 | 20,968,601.00 | | 20,968,601.00 | | |
| d) Other Restatements | | 9795 | 0.00 | 0.00 | | 0.00 | 0.00 | 0.0% |
| e) Adjusted Beginning Balance (F1c + F1d) | | | 18,117,204.00 | 20,968,601.00 | | 20,968,601.00 | | |
| 2) Ending Balance, June 30 (E + F1e) | | | 20,638,151.00 | 26,001,784.00 | | 25,150,152.00 | | |
| Components of Ending Fund Balance | | | | | | | | |
| a) Nonspendable | | | | | | | | |
| Revolving Cash | | 9711 | 11,000.00 | 11,000.00 | | 11,000.00 | | |
| Stores | | 9712 | 45,000.00 | 45,000.00 | | 45,000.00 | | |
| Prepaid Items | | 9713 | 0.00 | 0.00 | | 0.00 | | |
| All Others | | 9719 | 0.00 | 0.00 | | 0.00 | | |
| b) Restricted | | | | | | | | |
| | | 9740 | 0.00 | 0.00 | | 0.00 | | |
| c) Committed | | | | | | | | |
| Stabilization Arrangements - | | 9750 | 0.00 | 0.00 | | 0.00 | | |
| Other Commitments | | 9760 | 0.00 | 0.00 | | 0.00 | | |
| d) Assigned | | | | | | | | |
| Other Assignments | | | | | | | | |
| Instruc./Facilities/Tech. Prog. & Project | 0000 | 9780 | 8,531,206.00 | | | | | |
| Enrollment Volatility | 0000 | 9780 | 1,462,975.00 | | | | | |
| COVID-19 Resources | 0000 | 9780 | 7,372,932.00 | | | | | |
| Instruc./Facilities/Tech. Prog. & Project | 0000 | 9780 | | 9,695,107.00 | | | | |
| Enrollment Volatility | 0000 | 9780 | | 1,462,975.00 | | | | |
| COVID-19 Resources | 0000 | 9780 | | 10,632,656.00 | | | | |
| Instruc./Facilities/Tech. Prog. & Project | 0000 | 9780 | | | | 8,801,880.00 | | |
| Enrollment Volatility | 0000 | 9780 | | | | 1,468,619.00 | | |
| COVID-19 Resources | 0000 | 9780 | | | | 10,632,656.00 | | |
| e) Unassigned/Unappropriated | | | | | | | | |
| Reserve for Economic Uncertainties | | 9789 | 3,215,038.00 | 4,155,046.00 | | 4,190,997.00 | | |
| Unassigned/Unappropriated Amount | | 9790 | 0.00 | 0.00 | | 0.00 | | |

| Description | Resource Codes | Object Codes | Original Budget (A) | Board Approved Operating Budget (B) | Actuals To Date (C) | Projected Year Totals (D) | Difference (Col B & D) (E) | % Diff (E/B) (F) |
|---|----------------|--------------|----------------------|-------------------------------------|----------------------|---------------------------|----------------------------|------------------|
| LCFF SOURCES | | | | | | | | |
| Principal Apportionment State Aid - Current Year | | 8011 | 65,101,817.00 | 55,132,841.00 | 35,662,067.00 | 55,138,485.00 | 5,644.00 | 0.0% |
| Education Protection Account State Aid - Current Year | | 8012 | 14,733,718.00 | 27,346,907.00 | 9,120,041.00 | 27,346,907.00 | 0.00 | 0.0% |
| State Aid - Prior Years | | 8019 | 0.00 | 0.00 | 0.00 | 0.00 | 0.00 | 0.0% |
| Tax Relief Subventions Homeowners' Exemptions | | 8021 | 0.00 | 0.00 | 21,093.47 | 0.00 | 0.00 | 0.0% |
| Timber Yield Tax | | 8022 | 0.00 | 0.00 | 0.00 | 0.00 | 0.00 | 0.0% |
| Other Subventions/In-Lieu Taxes | | 8029 | 0.00 | 0.00 | 619.67 | 0.00 | 0.00 | 0.0% |
| County & District Taxes Secured Roll Taxes | | 8041 | 8,451,035.00 | 8,690,938.00 | 3,960,373.53 | 8,690,938.00 | 0.00 | 0.0% |
| Unsecured Roll Taxes | | 8042 | 0.00 | 0.00 | 239,270.56 | 0.00 | 0.00 | 0.0% |
| Prior Years' Taxes | | 8043 | 0.00 | 0.00 | 45,237.06 | 0.00 | 0.00 | 0.0% |
| Supplemental Taxes | | 8044 | 0.00 | 0.00 | 264,307.12 | 0.00 | 0.00 | 0.0% |
| Education Revenue Augmentation Fund (ERAF) | | 8045 | 0.00 | 0.00 | 694,389.39 | 0.00 | 0.00 | 0.0% |
| Community Redevelopment Funds (SB 617/699/1992) | | 8047 | 0.00 | 0.00 | 697,842.43 | 0.00 | 0.00 | 0.0% |
| Penalties and Interest from Delinquent Taxes | | 8048 | 0.00 | 0.00 | 0.00 | 0.00 | 0.00 | 0.0% |
| Miscellaneous Funds (EC 41604) Royalties and Bonuses | | 8081 | 0.00 | 0.00 | 0.00 | 0.00 | 0.00 | 0.0% |
| Other In-Lieu Taxes | | 8082 | 0.00 | 0.00 | 0.00 | 0.00 | 0.00 | 0.0% |
| Less: Non-LCFF (50%) Adjustment | | 8089 | 0.00 | 0.00 | 0.00 | 0.00 | 0.00 | 0.0% |
| Subtotal, LCFF Sources | | | 88,286,570.00 | 91,170,686.00 | 50,705,241.23 | 91,176,330.00 | 5,644.00 | 0.0% |
| LCFF Transfers | | | | | | | | |
| Unrestricted LCFF Transfers - Current Year | 0000 | 8091 | 0.00 | 0.00 | 0.00 | 0.00 | 0.00 | 0.0% |
| All Other LCFF Transfers - Current Year | All Other | 8091 | 0.00 | 0.00 | 0.00 | 0.00 | 0.00 | 0.0% |
| Transfers to Charter Schools in Lieu of Property Taxes | | 8096 | 0.00 | 0.00 | 0.00 | 0.00 | 0.00 | 0.0% |
| Property Taxes Transfers | | 8097 | 0.00 | 0.00 | 0.00 | 0.00 | 0.00 | 0.0% |
| LCFF/Revenue Limit Transfers - Prior Years | | 8099 | 0.00 | 0.00 | 0.00 | 0.00 | 0.00 | 0.0% |
| TOTAL, LCFF SOURCES | | | 88,286,570.00 | 91,170,686.00 | 50,705,241.23 | 91,176,330.00 | 5,644.00 | 0.0% |
| FEDERAL REVENUE | | | | | | | | |
| Maintenance and Operations | | 8110 | 250,000.00 | 250,000.00 | 52,818.00 | 250,000.00 | 0.00 | 0.0% |
| Special Education Entitlement | | 8181 | 0.00 | 0.00 | 0.00 | 0.00 | | |
| Special Education Discretionary Grants | | 8182 | 0.00 | 0.00 | 0.00 | 0.00 | | |
| Child Nutrition Programs | | 8220 | 0.00 | 0.00 | 0.00 | 0.00 | | |
| Donated Food Commodities | | 8221 | 0.00 | 0.00 | 0.00 | 0.00 | | |
| Forest Reserve Funds | | 8260 | 0.00 | 0.00 | 0.00 | 0.00 | 0.00 | 0.0% |
| Flood Control Funds | | 8270 | 0.00 | 0.00 | 0.00 | 0.00 | 0.00 | 0.0% |
| Wildlife Reserve Funds | | 8280 | 0.00 | 0.00 | 0.00 | 0.00 | 0.00 | 0.0% |
| FEMA | | 8281 | 0.00 | 0.00 | 0.00 | 0.00 | 0.00 | 0.0% |
| Interagency Contracts Between LEAs | | 8285 | 0.00 | 0.00 | 0.00 | 0.00 | 0.00 | 0.0% |
| Pass-Through Revenues from Federal Sources | | 8287 | 0.00 | 0.00 | 0.00 | 0.00 | | |
| Title I, Part A, Basic | 3010 | 8290 | | | | | | |
| Title I, Part D, Local Delinquent Programs | 3025 | 8290 | | | | | | |
| Title II, Part A, Supporting Effective Instruction | 4035 | 8290 | | | | | | |

| Description | Resource Codes | Object Codes | Original Budget (A) | Board Approved Operating Budget (B) | Actuals To Date (C) | Projected Year Totals (D) | Difference (Col B & D) (E) | % Diff (E/B) (F) |
|--|--|--------------|---------------------|-------------------------------------|---------------------|---------------------------|----------------------------|------------------|
| Title III, Part A, Immigrant Student Program | 4201 | 8290 | | | | | | |
| Title III, Part A, English Learner Program | 4203 | 8290 | | | | | | |
| Public Charter Schools Grant Program (PCSGP) | 4610 | 8290 | | | | | | |
| Other NCLB / Every Student Succeeds Act | 3040, 3045, 3060, 3061, 3110, 3150, 3155, 3180, 3182, 4037, 4123, 4124, 4126, 4127, 4128, 5630 | 8290 | | | | | | |
| Career and Technical Education | 3500-3599 | 8290 | | | | | | |
| All Other Federal Revenue | All Other | 8290 | 200,000.00 | 200,000.00 | 0.00 | 200,000.00 | 0.00 | 0.0% |
| TOTAL, FEDERAL REVENUE | | | 450,000.00 | 450,000.00 | 52,818.00 | 450,000.00 | 0.00 | 0.0% |
| OTHER STATE REVENUE | | | | | | | | |
| Other State Apportionments | | | | | | | | |
| ROC/P Entitlement Prior Years | 6360 | 8319 | | | | | | |
| Special Education Master Plan Current Year | 6500 | 8311 | | | | | | |
| Prior Years | 6500 | 8319 | | | | | | |
| All Other State Apportionments - Current Year | All Other | 8311 | 0.00 | 0.00 | 0.00 | 0.00 | 0.00 | 0.0% |
| All Other State Apportionments - Prior Years | All Other | 8319 | 0.00 | 0.00 | 0.00 | 0.00 | 0.00 | 0.0% |
| Child Nutrition Programs | | 8520 | 0.00 | 0.00 | 0.00 | 0.00 | | |
| Mandated Costs Reimbursements | | 8550 | 238,875.00 | 222,416.00 | 252,212.00 | 222,416.00 | 0.00 | 0.0% |
| Lottery - Unrestricted and Instructional Materials | | 8560 | 1,092,749.00 | 1,105,636.00 | 497,420.90 | 1,105,636.00 | 0.00 | 0.0% |
| Tax Relief Subventions Restricted Levies - Other | | | | | | | | |
| Homeowners' Exemptions | | 8575 | 0.00 | 0.00 | 0.00 | 0.00 | | |
| Other Subventions/In-Lieu Taxes | | 8576 | 0.00 | 0.00 | 0.00 | 0.00 | | |
| Pass-Through Revenues from State Sources | | 8587 | 0.00 | 0.00 | 0.00 | 0.00 | 0.00 | 0.0% |
| After School Education and Safety (ASES) | 6010 | 8590 | | | | | | |
| Charter School Facility Grant | 6030 | 8590 | | | | | | |
| Career Technical Education Incentive Grant Program | 6387 | 8590 | | | | | | |
| Drug/Alcohol/Tobacco Funds | 6650, 6690, 6695 | 8590 | | | | | | |
| California Clean Energy Jobs Act | 6230 | 8590 | | | | | | |
| Specialized Secondary | 7370 | 8590 | | | | | | |
| American Indian Early Childhood Education | 7210 | 8590 | | | | | | |
| All Other State Revenue | All Other | 8590 | 40,000.00 | 40,000.00 | 0.00 | 40,000.00 | 0.00 | 0.0% |
| TOTAL, OTHER STATE REVENUE | | | 1,371,624.00 | 1,368,052.00 | 749,632.90 | 1,368,052.00 | 0.00 | 0.0% |

| Description | Resource Codes | Object Codes | Original Budget (A) | Board Approved Operating Budget (B) | Actuals To Date (C) | Projected Year Totals (D) | Difference (Col B & D) (E) | % Diff (E/B) (F) |
|--|----------------|--------------|----------------------|-------------------------------------|----------------------|---------------------------|----------------------------|------------------|
| OTHER LOCAL REVENUE | | | | | | | | |
| Other Local Revenue | | | | | | | | |
| County and District Taxes | | | | | | | | |
| Other Restricted Levies | | | | | | | | |
| Secured Roll | | 8615 | 0.00 | 0.00 | 0.00 | 0.00 | | |
| Unsecured Roll | | 8616 | 0.00 | 0.00 | 0.00 | 0.00 | | |
| Prior Years' Taxes | | 8617 | 0.00 | 0.00 | 0.00 | 0.00 | | |
| Supplemental Taxes | | 8618 | 0.00 | 0.00 | 0.00 | 0.00 | | |
| Non-Ad Valorem Taxes | | | | | | | | |
| Parcel Taxes | | 8621 | 0.00 | 0.00 | 0.00 | 0.00 | 0.00 | 0.0% |
| Other | | 8622 | 0.00 | 0.00 | 0.00 | 0.00 | 0.00 | 0.0% |
| Community Redevelopment Funds | | | | | | | | |
| Not Subject to LCFF Deduction | | 8625 | 0.00 | 0.00 | 0.00 | 0.00 | | |
| Penalties and Interest from Delinquent Non-LCFF Taxes | | 8629 | 0.00 | 0.00 | 0.00 | 0.00 | | |
| Sales | | | | | | | | |
| Sale of Equipment/Supplies | | 8631 | 0.00 | 0.00 | 0.00 | 0.00 | 0.00 | 0.0% |
| Sale of Publications | | 8632 | 0.00 | 0.00 | 0.00 | 0.00 | 0.00 | 0.0% |
| Food Service Sales | | 8634 | 0.00 | 0.00 | 0.00 | 0.00 | 0.00 | 0.0% |
| All Other Sales | | 8639 | 0.00 | 0.00 | 0.00 | 0.00 | 0.00 | 0.0% |
| Leases and Rentals | | 8650 | 50,000.00 | 50,000.00 | 9,886.00 | 30,000.00 | (20,000.00) | -40.0% |
| Interest | | 8660 | 150,000.00 | 150,000.00 | 31,854.58 | 150,000.00 | 0.00 | 0.0% |
| Net Increase (Decrease) in the Fair Value of Investments | | 8662 | 0.00 | 0.00 | 0.00 | 0.00 | 0.00 | 0.0% |
| Fees and Contracts | | | | | | | | |
| Adult Education Fees | | 8671 | 0.00 | 0.00 | 0.00 | 0.00 | 0.00 | 0.0% |
| Non-Resident Students | | 8672 | 0.00 | 0.00 | 0.00 | 0.00 | 0.00 | 0.0% |
| Transportation Fees From Individuals | | 8675 | 0.00 | 0.00 | 0.00 | 0.00 | 0.00 | 0.0% |
| Interagency Services | | 8677 | 0.00 | 0.00 | 0.00 | 0.00 | 0.00 | 0.0% |
| Mitigation/Developer Fees | | 8681 | 0.00 | 0.00 | 0.00 | 0.00 | 0.00 | 0.0% |
| All Other Fees and Contracts | | 8689 | 0.00 | 0.00 | 0.00 | 0.00 | 0.00 | 0.0% |
| Other Local Revenue | | | | | | | | |
| Plus: Misc Funds Non-LCFF (50%) Adjustment | | 8691 | 0.00 | 0.00 | 0.00 | 0.00 | 0.00 | 0.0% |
| Pass-Through Revenues From Local Sources | | 8697 | 0.00 | 0.00 | 0.00 | 0.00 | 0.00 | 0.0% |
| All Other Local Revenue | | 8699 | 323,552.00 | 519,820.00 | 280,074.49 | 633,359.00 | 113,539.00 | 21.8% |
| Tuition | | 8710 | 0.00 | 0.00 | 0.00 | 0.00 | 0.00 | 0.0% |
| All Other Transfers In | | 8781-8783 | 0.00 | 0.00 | 0.00 | 0.00 | 0.00 | 0.0% |
| Transfers Of Apportionments | | | | | | | | |
| Special Education SELPA Transfers | | | | | | | | |
| From Districts or Charter Schools | 6500 | 8791 | | | | | | |
| From County Offices | 6500 | 8792 | | | | | | |
| From JPAs | 6500 | 8793 | | | | | | |
| ROC/P Transfers | | | | | | | | |
| From Districts or Charter Schools | 6360 | 8791 | | | | | | |
| From County Offices | 6360 | 8792 | | | | | | |
| From JPAs | 6360 | 8793 | | | | | | |
| Other Transfers of Apportionments | | | | | | | | |
| From Districts or Charter Schools | All Other | 8791 | 0.00 | 0.00 | 0.00 | 0.00 | 0.00 | 0.0% |
| From County Offices | All Other | 8792 | 0.00 | 0.00 | 0.00 | 0.00 | 0.00 | 0.0% |
| From JPAs | All Other | 8793 | 0.00 | 0.00 | 0.00 | 0.00 | 0.00 | 0.0% |
| All Other Transfers In from All Others | | 8799 | 0.00 | 0.00 | 0.00 | 0.00 | 0.00 | 0.0% |
| TOTAL, OTHER LOCAL REVENUE | | | 523,552.00 | 719,820.00 | 321,815.07 | 813,359.00 | 93,539.00 | 13.0% |
| TOTAL, REVENUES | | | 90,631,746.00 | 93,708,558.00 | 51,829,507.20 | 93,807,741.00 | 99,183.00 | 0.1% |

| Description | Resource Codes | Object Codes | Original Budget (A) | Board Approved Operating Budget (B) | Actuals To Date (C) | Projected Year Totals (D) | Difference (Col B & D) (E) | % Diff (E/B) (F) |
|---|----------------|--------------|----------------------|-------------------------------------|----------------------|---------------------------|----------------------------|------------------|
| Certificated Teachers' Salaries | | 1100 | 31,618,161.00 | 31,523,648.00 | 17,077,731.45 | 31,478,287.00 | 45,361.00 | 0.1% |
| Certificated Pupil Support Salaries | | 1200 | 2,387,485.00 | 2,547,692.00 | 1,384,486.94 | 2,547,692.00 | 0.00 | 0.0% |
| Certificated Supervisors' and Administrators' Salaries | | 1300 | 3,784,832.00 | 3,818,675.00 | 2,197,446.09 | 3,818,675.00 | 0.00 | 0.0% |
| Other Certificated Salaries | | 1900 | 718,690.00 | 629,830.00 | 340,088.99 | 631,517.00 | (1,687.00) | -0.3% |
| TOTAL, CERTIFICATED SALARIES | | | 38,509,168.00 | 38,519,845.00 | 20,999,753.47 | 38,476,171.00 | 43,674.00 | 0.1% |
| CLASSIFIED SALARIES | | | | | | | | |
| Classified Instructional Salaries | | 2100 | 771,866.00 | 848,977.00 | 435,160.09 | 868,383.00 | (19,406.00) | -2.3% |
| Classified Support Salaries | | 2200 | 2,911,877.00 | 2,908,963.00 | 1,692,271.22 | 2,948,663.00 | (39,700.00) | -1.4% |
| Classified Supervisors' and Administrators' Salaries | | 2300 | 690,575.00 | 717,061.00 | 441,681.47 | 736,061.00 | (19,000.00) | -2.6% |
| Clerical, Technical and Office Salaries | | 2400 | 3,425,240.00 | 3,445,270.00 | 1,899,957.92 | 3,453,340.00 | (8,070.00) | -0.2% |
| Other Classified Salaries | | 2900 | 1,034,755.00 | 1,034,287.00 | 545,971.00 | 1,037,449.00 | (3,162.00) | -0.3% |
| TOTAL, CLASSIFIED SALARIES | | | 8,834,313.00 | 8,954,558.00 | 5,015,041.70 | 9,043,896.00 | (89,338.00) | -1.0% |
| EMPLOYEE BENEFITS | | | | | | | | |
| STRS | | 3101-3102 | 6,393,092.00 | 6,388,187.00 | 3,462,942.38 | 6,381,137.00 | 7,050.00 | 0.1% |
| PERS | | 3201-3202 | 1,814,271.00 | 1,818,877.00 | 1,031,280.72 | 1,847,209.00 | (28,332.00) | -1.6% |
| OASDI/Medicare/Alternative | | 3301-3302 | 1,293,855.00 | 1,285,965.00 | 703,184.59 | 1,290,283.00 | (4,318.00) | -0.3% |
| Health and Welfare Benefits | | 3401-3402 | 8,519,652.00 | 8,599,311.00 | 4,663,358.43 | 8,580,265.00 | 19,046.00 | 0.2% |
| Unemployment Insurance | | 3501-3502 | 589,410.00 | 239,459.00 | 129,141.06 | 239,672.00 | (213.00) | -0.1% |
| Workers' Compensation | | 3601-3602 | 1,094,695.00 | 1,091,913.00 | 592,351.55 | 1,092,915.00 | (1,002.00) | -0.1% |
| OPEB, Allocated | | 3701-3702 | 526,612.00 | 525,860.00 | 293,426.94 | 530,198.00 | (4,338.00) | -0.8% |
| OPEB, Active Employees | | 3751-3752 | 0.00 | 0.00 | 0.00 | 0.00 | 0.00 | 0.0% |
| Other Employee Benefits | | 3901-3902 | 2,400.00 | 2,400.00 | 2,400.00 | 2,400.00 | 0.00 | 0.0% |
| TOTAL, EMPLOYEE BENEFITS | | | 20,233,987.00 | 19,951,972.00 | 10,878,085.67 | 19,964,079.00 | (12,107.00) | -0.1% |
| BOOKS AND SUPPLIES | | | | | | | | |
| Approved Textbooks and Core Curricula Materials | | 4100 | 625,000.00 | 625,000.00 | 0.00 | 625,000.00 | 0.00 | 0.0% |
| Books and Other Reference Materials | | 4200 | 10,500.00 | 57,006.00 | 51,847.10 | 57,066.00 | (60.00) | -0.1% |
| Materials and Supplies | | 4300 | 2,206,807.00 | 2,400,199.00 | 804,860.10 | 2,428,077.00 | (27,878.00) | -1.2% |
| Noncapitalized Equipment | | 4400 | 207,500.00 | 459,252.00 | 180,341.34 | 470,217.00 | (10,965.00) | -2.4% |
| Food | | 4700 | 0.00 | 0.00 | 0.00 | 0.00 | 0.00 | 0.0% |
| TOTAL, BOOKS AND SUPPLIES | | | 3,049,807.00 | 3,541,457.00 | 1,037,048.54 | 3,580,360.00 | (38,903.00) | -1.1% |
| SERVICES AND OTHER OPERATING EXPENDITURES | | | | | | | | |
| Subagreements for Services | | 5100 | 100,000.00 | 100,000.00 | (15,323.09) | 111,886.00 | (11,886.00) | -11.9% |
| Travel and Conferences | | 5200 | 78,700.00 | 87,720.00 | 31,083.66 | 90,261.00 | (2,541.00) | -2.9% |
| Dues and Memberships | | 5300 | 70,580.00 | 96,978.00 | 94,299.91 | 99,155.00 | (2,177.00) | -2.2% |
| Insurance | | 5400-5450 | 892,849.00 | 892,849.00 | 892,849.00 | 892,849.00 | 0.00 | 0.0% |
| Operations and Housekeeping Services | | 5500 | 1,295,000.00 | 1,295,000.00 | 702,509.67 | 1,295,000.00 | 0.00 | 0.0% |
| Rentals, Leases, Repairs, and Noncapitalized Improvements | | 5600 | 329,225.00 | 357,291.00 | 159,793.14 | 367,515.00 | (10,224.00) | -2.9% |
| Transfers of Direct Costs | | 5710 | (55,500.00) | (58,323.00) | (2,753.70) | (8,323.00) | (50,000.00) | 85.7% |
| Transfers of Direct Costs - Interfund | | 5750 | (1,000.00) | (1,000.00) | 114.82 | (1,000.00) | 0.00 | 0.0% |
| Professional/Consulting Services and Operating Expenditures | | 5800 | 1,718,181.00 | 2,139,848.00 | 1,418,097.95 | 2,241,848.00 | (102,000.00) | -4.8% |
| Communications | | 5900 | 308,000.00 | 306,600.00 | 161,413.37 | 306,600.00 | 0.00 | 0.0% |
| TOTAL, SERVICES AND OTHER OPERATING EXPENDITURES | | | 4,736,035.00 | 5,216,963.00 | 3,442,084.73 | 5,395,791.00 | (178,828.00) | -3.4% |

| Description | Resource Codes | Object Codes | Original Budget (A) | Board Approved Operating Budget (B) | Actuals To Date (C) | Projected Year Totals (D) | Difference (Col B & D) (E) | % Diff (E/B) (F) |
|---|----------------|--------------|----------------------|-------------------------------------|----------------------|---------------------------|----------------------------|------------------|
| CAPITAL OUTLAY | | | | | | | | |
| Land | | 6100 | 0.00 | 0.00 | 0.00 | 0.00 | 0.00 | 0.0% |
| Land Improvements | | 6170 | 0.00 | 0.00 | 0.00 | 0.00 | 0.00 | 0.0% |
| Buildings and Improvements of Buildings | | 6200 | 0.00 | 0.00 | 0.00 | 0.00 | 0.00 | 0.0% |
| Books and Media for New School Libraries or Major Expansion of School Libraries | | 6300 | 0.00 | 0.00 | 0.00 | 0.00 | 0.00 | 0.0% |
| Equipment | | 6400 | 0.00 | 10,000.00 | 0.00 | 85,271.00 | (75,271.00) | -752.7% |
| Equipment Replacement | | 6500 | 0.00 | 0.00 | 0.00 | 0.00 | 0.00 | 0.0% |
| Lease Assets | | 6600 | 0.00 | 0.00 | 0.00 | 0.00 | 0.00 | 0.0% |
| TOTAL, CAPITAL OUTLAY | | | 0.00 | 10,000.00 | 0.00 | 85,271.00 | (75,271.00) | -752.7% |
| OTHER OUTGO (excluding Transfers of Indirect Costs) | | | | | | | | |
| Tuition | | | | | | | | |
| Tuition for Instruction Under Interdistrict Attendance Agreements | | 7110 | 0.00 | 0.00 | 0.00 | 0.00 | 0.00 | 0.0% |
| State Special Schools | | 7130 | 0.00 | 0.00 | 0.00 | 0.00 | 0.00 | 0.0% |
| Tuition, Excess Costs, and/or Deficit Payments | | | | | | | | |
| Payments to Districts or Charter Schools | | 7141 | 200,000.00 | 200,000.00 | 126,044.50 | 200,000.00 | 0.00 | 0.0% |
| Payments to County Offices | | 7142 | 2,080,000.00 | 2,285,000.00 | 505,124.00 | 2,285,000.00 | 0.00 | 0.0% |
| Payments to JPAs | | 7143 | 0.00 | 0.00 | 0.00 | 0.00 | 0.00 | 0.0% |
| Transfers of Pass-Through Revenues | | | | | | | | |
| To Districts or Charter Schools | | 7211 | 0.00 | 0.00 | 0.00 | 0.00 | 0.00 | 0.0% |
| To County Offices | | 7212 | 0.00 | 0.00 | 0.00 | 0.00 | 0.00 | 0.0% |
| To JPAs | | 7213 | 0.00 | 0.00 | 0.00 | 0.00 | 0.00 | 0.0% |
| Special Education SELPA Transfers of Apportionments | | | | | | | | |
| To Districts or Charter Schools | 6500 | 7221 | | | | | | |
| To County Offices | 6500 | 7222 | | | | | | |
| To JPAs | 6500 | 7223 | | | | | | |
| ROC/P Transfers of Apportionments | | | | | | | | |
| To Districts or Charter Schools | 6360 | 7221 | | | | | | |
| To County Offices | 6360 | 7222 | | | | | | |
| To JPAs | 6360 | 7223 | | | | | | |
| Other Transfers of Apportionments | All Other | 7221-7223 | 0.00 | 0.00 | 0.00 | 0.00 | 0.00 | 0.0% |
| All Other Transfers | | 7281-7283 | 0.00 | 0.00 | 0.00 | 0.00 | 0.00 | 0.0% |
| All Other Transfers Out to All Others | | 7299 | 0.00 | 0.00 | 0.00 | 0.00 | 0.00 | 0.0% |
| Debt Service | | | | | | | | |
| Debt Service - Interest | | 7438 | 0.00 | 0.00 | 0.00 | 0.00 | 0.00 | 0.0% |
| Other Debt Service - Principal | | 7439 | 0.00 | 0.00 | 0.00 | 0.00 | 0.00 | 0.0% |
| TOTAL, OTHER OUTGO (excluding Transfers of Indirect Costs) | | | 2,280,000.00 | 2,485,000.00 | 631,168.50 | 2,485,000.00 | 0.00 | 0.0% |
| OTHER OUTGO - TRANSFERS OF INDIRECT COSTS | | | | | | | | |
| Transfers of Indirect Costs | | 7310 | (194,775.00) | (650,342.00) | (3,765.59) | (656,359.00) | 6,017.00 | -0.9% |
| Transfers of Indirect Costs - Interfund | | 7350 | (163,952.00) | (180,940.00) | 0.00 | (180,940.00) | 0.00 | 0.0% |
| TOTAL, OTHER OUTGO - TRANSFERS OF INDIRECT COSTS | | | (358,727.00) | (831,282.00) | (3,765.59) | (837,299.00) | 6,017.00 | -0.7% |
| TOTAL, EXPENDITURES | | | 77,284,583.00 | 77,848,513.00 | 41,999,417.02 | 78,193,269.00 | (344,756.00) | -0.4% |

| Description | Resource Codes | Object Codes | Original Budget (A) | Board Approved Operating Budget (B) | Actuals To Date (C) | Projected Year Totals (D) | Difference (Col B & D) (E) | % Diff (E/B) (F) |
|--|----------------|--------------|------------------------|-------------------------------------|---------------------|---------------------------|----------------------------|------------------|
| INTERFUND TRANSFERS | | | | | | | | |
| INTERFUND TRANSFERS IN | | | | | | | | |
| From: Special Reserve Fund | | 8912 | 0.00 | 0.00 | 0.00 | 0.00 | 0.00 | 0.0% |
| From: Bond Interest and Redemption Fund | | 8914 | 0.00 | 0.00 | 0.00 | 0.00 | 0.00 | 0.0% |
| Other Authorized Interfund Transfers In | | 8919 | 0.00 | 0.00 | 0.00 | 0.00 | 0.00 | 0.0% |
| (a) TOTAL, INTERFUND TRANSFERS IN | | | 0.00 | 0.00 | 0.00 | 0.00 | 0.00 | 0.0% |
| INTERFUND TRANSFERS OUT | | | | | | | | |
| To: Child Development Fund | | 7611 | 0.00 | 0.00 | 0.00 | 0.00 | 0.00 | 0.0% |
| To: Special Reserve Fund | | 7612 | 0.00 | 0.00 | 0.00 | 0.00 | 0.00 | 0.0% |
| To: State School Building Fund/ County School Facilities Fund | | 7613 | 0.00 | 0.00 | 0.00 | 0.00 | 0.00 | 0.0% |
| To: Cafeteria Fund | | 7616 | 0.00 | 0.00 | 0.00 | 0.00 | 0.00 | 0.0% |
| Other Authorized Interfund Transfers Out | | 7619 | 0.00 | 0.00 | 0.00 | 0.00 | 0.00 | 0.0% |
| (b) TOTAL, INTERFUND TRANSFERS OUT | | | 0.00 | 0.00 | 0.00 | 0.00 | 0.00 | 0.0% |
| OTHER SOURCES/USES | | | | | | | | |
| SOURCES | | | | | | | | |
| State Apportionments Emergency Apportionments | | 8931 | 0.00 | 0.00 | 0.00 | 0.00 | 0.00 | 0.0% |
| Proceeds | | | | | | | | |
| Proceeds from Disposal of Capital Assets | | 8953 | 0.00 | 0.00 | 0.00 | 0.00 | 0.00 | 0.0% |
| Other Sources | | | | | | | | |
| Transfers from Funds of Lapsed/Reorganized LEAs | | 8965 | 0.00 | 0.00 | 0.00 | 0.00 | 0.00 | 0.0% |
| Long-Term Debt Proceeds | | | | | | | | |
| Proceeds from Certificates of Participation | | 8971 | 0.00 | 0.00 | 0.00 | 0.00 | 0.00 | 0.0% |
| Proceeds from Leases | | 8972 | 0.00 | 0.00 | 0.00 | 0.00 | 0.00 | 0.0% |
| Proceeds from Lease Revenue Bonds | | 8973 | 0.00 | 0.00 | 0.00 | 0.00 | 0.00 | 0.0% |
| All Other Financing Sources | | 8979 | 0.00 | 0.00 | 0.00 | 0.00 | 0.00 | 0.0% |
| (c) TOTAL, SOURCES | | | 0.00 | 0.00 | 0.00 | 0.00 | 0.00 | 0.0% |
| USES | | | | | | | | |
| Transfers of Funds from Lapsed/Reorganized LEAs | | 7651 | 0.00 | 0.00 | 0.00 | 0.00 | 0.00 | 0.0% |
| All Other Financing Uses | | 7699 | 0.00 | 0.00 | 0.00 | 0.00 | 0.00 | 0.0% |
| (d) TOTAL, USES | | | 0.00 | 0.00 | 0.00 | 0.00 | 0.00 | 0.0% |
| CONTRIBUTIONS | | | | | | | | |
| Contributions from Unrestricted Revenues | | 8980 | (10,826,216.00) | (10,826,862.00) | 0.00 | (11,432,921.00) | (606,059.00) | 5.6% |
| Contributions from Restricted Revenues | | 8990 | 0.00 | 0.00 | 0.00 | 0.00 | 0.00 | 0.0% |
| (e) TOTAL, CONTRIBUTIONS | | | (10,826,216.00) | (10,826,862.00) | 0.00 | (11,432,921.00) | (606,059.00) | 5.6% |
| TOTAL, OTHER FINANCING SOURCES/USES | | | | | | | | |
| (a - b + c - d + e) | | | (10,826,216.00) | (10,826,862.00) | 0.00 | (11,432,921.00) | (606,059.00) | 5.6% |

| Description | Resource Codes | Object Codes | Original Budget (A) | Board Approved Operating Budget (B) | Actuals To Date (C) | Projected Year Totals (D) | Difference (Col B & D) (E) | % Diff (E/B) (F) |
|---|----------------|------------------------|---------------------|-------------------------------------|---------------------|---------------------------|----------------------------|------------------|
| A. REVENUES | | | | | | | | |
| 1) LCFF Sources | | 8010-8099 | 0.00 | 0.00 | 0.00 | 0.00 | 0.00 | 0.0% |
| 2) Federal Revenue | | 8100-8299 | 7,327,167.00 | 26,930,177.00 | 6,427,890.97 | 26,929,890.00 | (287.00) | 0.0% |
| 3) Other State Revenue | | 8300-8599 | 6,792,452.00 | 14,206,792.00 | 8,052,281.30 | 14,409,995.00 | 203,203.00 | 1.4% |
| 4) Other Local Revenue | | 8600-8799 | 4,937,502.00 | 5,050,032.00 | 3,237,984.24 | 5,094,671.00 | 44,639.00 | 0.9% |
| 5) TOTAL, REVENUES | | | 19,057,121.00 | 46,187,001.00 | 17,718,156.51 | 46,434,556.00 | | |
| B. EXPENDITURES | | | | | | | | |
| 1) Certificated Salaries | | 1000-1999 | 8,197,257.00 | 12,490,204.00 | 5,552,031.10 | 12,567,451.00 | (77,247.00) | -0.6% |
| 2) Classified Salaries | | 2000-2999 | 5,550,217.00 | 7,170,708.00 | 2,888,853.10 | 7,160,958.00 | 9,750.00 | 0.1% |
| 3) Employee Benefits | | 3000-3999 | 5,035,173.00 | 7,006,003.00 | 3,270,142.55 | 7,187,409.00 | (181,406.00) | -2.6% |
| 4) Books and Supplies | | 4000-4999 | 5,025,362.00 | 17,824,621.00 | 1,867,067.40 | 18,304,785.00 | (480,164.00) | -2.7% |
| 5) Services and Other Operating Expenditures | | 5000-5999 | 5,880,553.00 | 11,554,742.00 | 2,642,101.85 | 11,673,272.00 | (118,530.00) | -1.0% |
| 6) Capital Outlay | | 6000-6999 | 0.00 | 3,956,376.00 | 999,201.31 | 3,956,376.00 | 0.00 | 0.0% |
| 7) Other Outgo (excluding Transfers of Indirect Costs) | | 7100-7299 7400-7499 | 0.00 | 0.00 | 0.00 | 0.00 | 0.00 | 0.0% |
| 8) Other Outgo - Transfers of Indirect Costs | | 7300-7399 | 194,775.00 | 650,342.00 | 3,765.59 | 656,359.00 | (6,017.00) | -0.9% |
| 9) TOTAL, EXPENDITURES | | | 29,883,337.00 | 60,652,996.00 | 17,223,162.90 | 61,506,610.00 | | |
| C. EXCESS (DEFICIENCY) OF REVENUES OVER EXPENDITURES BEFORE OTHER FINANCING SOURCES AND USES (A5 - B9) | | | (10,826,216.00) | (14,465,995.00) | 494,993.61 | (15,072,054.00) | | |
| D. OTHER FINANCING SOURCES/USES | | | | | | | | |
| 1) Interfund Transfers | | | | | | | | |
| a) Transfers In | | 8900-8929 | 0.00 | 0.00 | 0.00 | 0.00 | 0.00 | 0.0% |
| b) Transfers Out | | 7600-7629 | 0.00 | 0.00 | 0.00 | 0.00 | 0.00 | 0.0% |
| 2) Other Sources/Uses | | | | | | | | |
| a) Sources | | 8930-8979 | 0.00 | 0.00 | 0.00 | 0.00 | 0.00 | 0.0% |
| b) Uses | | 7630-7699 | 0.00 | 0.00 | 0.00 | 0.00 | 0.00 | 0.0% |
| 3) Contributions | | 8980-8999 | 10,826,216.00 | 10,826,862.00 | 0.00 | 11,432,921.00 | 606,059.00 | 5.6% |
| 4) TOTAL, OTHER FINANCING SOURCES/USES | | | 10,826,216.00 | 10,826,862.00 | 0.00 | 11,432,921.00 | | |

| Description | Resource Codes | Object Codes | Original Budget (A) | Board Approved Operating Budget (B) | Actuals To Date (C) | Projected Year Totals (D) | Difference (Col B & D) (E) | % Diff (E/B) (F) |
|--|----------------|--------------|---------------------|-------------------------------------|---------------------|---------------------------|----------------------------|------------------|
| E. NET INCREASE (DECREASE) IN FUND BALANCE (C + D4) | | | 0.00 | (3,639,133.00) | 494,993.61 | (3,639,133.00) | | |
| F. FUND BALANCE, RESERVES | | | | | | | | |
| 1) Beginning Fund Balance | | | | | | | | |
| a) As of July 1 - Unaudited | | 9791 | 0.00 | 3,639,133.00 | | 3,639,133.00 | 0.00 | 0.0% |
| b) Audit Adjustments | | 9793 | 0.00 | 0.00 | | 0.00 | 0.00 | 0.0% |
| c) As of July 1 - Audited (F1a + F1b) | | | 0.00 | 3,639,133.00 | | 3,639,133.00 | | |
| d) Other Restatements | | 9795 | 0.00 | 0.00 | | 0.00 | 0.00 | 0.0% |
| e) Adjusted Beginning Balance (F1c + F1d) | | | 0.00 | 3,639,133.00 | | 3,639,133.00 | | |
| 2) Ending Balance, June 30 (E + F1e) | | | 0.00 | 0.00 | | 0.00 | | |
| Components of Ending Fund Balance | | | | | | | | |
| a) Nonspendable | | | | | | | | |
| Revolving Cash | | 9711 | 0.00 | 0.00 | | 0.00 | | |
| Stores | | 9712 | 0.00 | 0.00 | | 0.00 | | |
| Prepaid Items | | 9713 | 0.00 | 0.00 | | 0.00 | | |
| All Others | | 9719 | 0.00 | 0.00 | | 0.00 | | |
| b) Restricted | | | 0.00 | 0.00 | | 0.00 | | |
| c) Committed | | | | | | | | |
| Stabilization Arrangements | | 9750 | 0.00 | 0.00 | | 0.00 | | |
| Other Commitments | | 9760 | 0.00 | 0.00 | | 0.00 | | |
| d) Assigned | | | | | | | | |
| Other Assignments | | 9780 | 0.00 | 0.00 | | 0.00 | | |
| e) Unassigned/Unappropriated | | | | | | | | |
| Reserve for Economic Uncertainties | | 9789 | 0.00 | 0.00 | | 0.00 | | |
| Unassigned/Unappropriated Amount | | | 0.00 | 0.00 | | 0.00 | | |

| Description | Resource Codes | Object Codes | Original Budget (A) | Board Approved Operating Budget (B) | Actuals To Date (C) | Projected Year Totals (D) | Difference (Col B & D) (E) | % Diff (E/B) (F) |
|--|----------------|--------------|---------------------|-------------------------------------|---------------------|---------------------------|----------------------------|------------------|
| LCFF SOURCES | | | | | | | | |
| Principal Apportionment | | | | | | | | |
| State Aid - Current Year | | 8011 | 0.00 | 0.00 | 0.00 | 0.00 | | |
| Education Protection Account State Aid - Current Year | | 8012 | 0.00 | 0.00 | 0.00 | 0.00 | | |
| State Aid - Prior Years | | 8019 | 0.00 | 0.00 | 0.00 | 0.00 | | |
| Tax Relief Subventions | | | | | | | | |
| Homeowners' Exemptions | | 8021 | 0.00 | 0.00 | 0.00 | 0.00 | | |
| Timber Yield Tax | | 8022 | 0.00 | 0.00 | 0.00 | 0.00 | | |
| Other Subventions/In-Lieu Taxes | | 8029 | 0.00 | 0.00 | 0.00 | 0.00 | | |
| County & District Taxes | | | | | | | | |
| Secured Roll Taxes | | 8041 | 0.00 | 0.00 | 0.00 | 0.00 | | |
| Unsecured Roll Taxes | | 8042 | 0.00 | 0.00 | 0.00 | 0.00 | | |
| Prior Years' Taxes | | 8043 | 0.00 | 0.00 | 0.00 | 0.00 | | |
| Supplemental Taxes | | 8044 | 0.00 | 0.00 | 0.00 | 0.00 | | |
| Education Revenue Augmentation Fund (ERAF) | | 8045 | 0.00 | 0.00 | 0.00 | 0.00 | | |
| Community Redevelopment Funds (SB 617/699/1992) | | 8047 | 0.00 | 0.00 | 0.00 | 0.00 | | |
| Penalties and Interest from Delinquent Taxes | | 8048 | 0.00 | 0.00 | 0.00 | 0.00 | | |
| Miscellaneous Funds (EC 41604) | | | | | | | | |
| Royalties and Bonuses | | 8081 | 0.00 | 0.00 | 0.00 | 0.00 | | |
| Other In-Lieu Taxes | | 8082 | 0.00 | 0.00 | 0.00 | 0.00 | | |
| Less: Non-LCFF (50%) Adjustment | | 8089 | 0.00 | 0.00 | 0.00 | 0.00 | | |
| Subtotal, LCFF Sources | | | 0.00 | 0.00 | 0.00 | 0.00 | | |
| LCFF Transfers | | | | | | | | |
| Unrestricted LCFF Transfers - Current Year | 0000 | 8091 | | | | | | |
| All Other LCFF Transfers - Current Year | All Other | 8091 | 0.00 | 0.00 | 0.00 | 0.00 | 0.00 | 0.0% |
| Transfers to Charter Schools in Lieu of Property Taxes | | 8096 | 0.00 | 0.00 | 0.00 | 0.00 | | |
| Property Taxes Transfers | | 8097 | 0.00 | 0.00 | 0.00 | 0.00 | 0.00 | 0.0% |
| LCFF/Revenue Limit Transfers - Prior Years | | 8099 | 0.00 | 0.00 | 0.00 | 0.00 | 0.00 | 0.0% |
| TOTAL, LCFF SOURCES | | | 0.00 | 0.00 | 0.00 | 0.00 | 0.00 | 0.0% |
| FEDERAL REVENUE | | | | | | | | |
| Maintenance and Operations | | 8110 | 0.00 | 0.00 | 0.00 | 0.00 | 0.00 | 0.0% |
| Special Education Entitlement | | 8181 | 1,519,982.00 | 1,519,982.00 | 0.00 | 1,519,982.00 | 0.00 | 0.0% |
| Special Education Discretionary Grants | | 8182 | 63,795.00 | 78,948.00 | 0.00 | 78,948.00 | 0.00 | 0.0% |
| Child Nutrition Programs | | 8220 | 0.00 | 0.00 | 0.00 | 0.00 | 0.00 | 0.0% |
| Donated Food Commodities | | 8221 | 0.00 | 0.00 | 0.00 | 0.00 | 0.00 | 0.0% |
| Forest Reserve Funds | | 8260 | 0.00 | 0.00 | 0.00 | 0.00 | | |
| Flood Control Funds | | 8270 | 0.00 | 0.00 | 0.00 | 0.00 | | |
| Wildlife Reserve Funds | | 8280 | 0.00 | 0.00 | 0.00 | 0.00 | | |
| FEMA | | 8281 | 0.00 | 0.00 | 0.00 | 0.00 | 0.00 | 0.0% |
| Interagency Contracts Between LEAs | | 8285 | 0.00 | 0.00 | 0.00 | 0.00 | 0.00 | 0.0% |
| Pass-Through Revenues from Federal Sources | | 8287 | 0.00 | 0.00 | 0.00 | 0.00 | 0.00 | 0.0% |
| Title I, Part A, Basic | 3010 | 8290 | 1,674,273.00 | 3,815,265.00 | 765,891.16 | 3,820,638.00 | 5,373.00 | 0.1% |
| Title I, Part D, Local Delinquent Programs | 3025 | 8290 | 0.00 | 0.00 | 0.00 | 0.00 | 0.00 | 0.0% |
| Title II, Part A, Supporting Effective Instruction | 4035 | 8290 | 255,681.00 | 344,696.00 | 91,494.72 | 344,286.00 | (410.00) | -0.1% |

| Description | Resource Codes | Object Codes | Original Budget (A) | Board Approved Operating Budget (B) | Actuals To Date (C) | Projected Year Totals (D) | Difference (Col B & D) (E) | % Diff (E/B) (F) |
|--|--|--------------|---------------------|-------------------------------------|---------------------|---------------------------|----------------------------|------------------|
| Title III, Part A, Immigrant Student Program | 4201 | 8290 | 0.00 | 0.00 | 0.00 | 0.00 | 0.00 | 0.0% |
| Title III, Part A, English Learner Program | 4203 | 8290 | 371,800.00 | 644,071.00 | 130,610.53 | 644,071.00 | 0.00 | 0.0% |
| Public Charter Schools Grant Program (PCSGP) | 4610 | 8290 | 0.00 | 0.00 | 0.00 | 0.00 | 0.00 | 0.0% |
| | 3040, 3045, 3060, 3061, 3110, 3150, 3155, 3180, 3182, 4037, 4123, 4124, 4126, 4127, 4128, 5630 | 8290 | 242,536.00 | 700,167.00 | 122,236.53 | 700,313.00 | 146.00 | 0.0% |
| Other NCLB / Every Student Succeeds Act | 5630 | 8290 | 242,536.00 | 700,167.00 | 122,236.53 | 700,313.00 | 146.00 | 0.0% |
| Career and Technical Education | 3500-3599 | 8290 | 0.00 | 0.00 | 0.00 | 0.00 | 0.00 | 0.0% |
| All Other Federal Revenue | All Other | 8290 | 3,199,100.00 | 19,827,048.00 | 5,317,658.03 | 19,821,652.00 | (5,396.00) | 0.0% |
| TOTAL, FEDERAL REVENUE | | | 7,327,167.00 | 26,930,177.00 | 6,427,890.97 | 26,929,890.00 | (287.00) | 0.0% |
| OTHER STATE REVENUE | | | | | | | | |
| Other State Apportionments | | | | | | | | |
| ROC/P Entitlement Prior Years | 6360 | 8319 | 0.00 | 0.00 | 0.00 | 0.00 | 0.00 | 0.0% |
| Special Education Master Plan Current Year | 6500 | 8311 | 0.00 | 0.00 | 0.00 | 0.00 | 0.00 | 0.0% |
| Prior Years | 6500 | 8319 | 0.00 | 0.00 | 0.00 | 0.00 | 0.00 | 0.0% |
| All Other State Apportionments - Current Year | All Other | 8311 | 0.00 | 0.00 | 0.00 | 0.00 | 0.00 | 0.0% |
| All Other State Apportionments - Prior Years | All Other | 8319 | 0.00 | 0.00 | 0.00 | 0.00 | 0.00 | 0.0% |
| Child Nutrition Programs | | 8520 | 0.00 | 0.00 | 0.00 | 0.00 | 0.00 | 0.0% |
| Mandated Costs Reimbursements | | 8550 | 0.00 | 0.00 | 0.00 | 0.00 | 0.00 | 0.0% |
| Lottery - Unrestricted and Instructional Mater | | 8560 | 356,965.00 | 440,898.00 | (4,160.42) | 440,898.00 | 0.00 | 0.0% |
| Tax Relief Subventions | | | | | | | | |
| Restricted Levies - Other | | | | | | | | |
| Homeowners' Exemptions | | 8575 | 0.00 | 0.00 | 0.00 | 0.00 | 0.00 | 0.0% |
| Other Subventions/In-Lieu Taxes | | 8576 | 0.00 | 0.00 | 0.00 | 0.00 | 0.00 | 0.0% |
| Pass-Through Revenues from State Sources | | 8587 | 0.00 | 0.00 | 0.00 | 0.00 | 0.00 | 0.0% |
| After School Education and Safety (ASES) | 6010 | 8590 | 1,386,717.00 | 1,699,844.00 | 174,453.90 | 1,902,305.00 | 202,461.00 | 11.9% |
| Charter School Facility Grant | 6030 | 8590 | 0.00 | 0.00 | 0.00 | 0.00 | 0.00 | 0.0% |
| Career Technical Education Incentive Grant Program | 6387 | 8590 | 0.00 | 0.00 | 0.00 | 0.00 | 0.00 | 0.0% |
| Drug/Alcohol/Tobacco Funds | 6650, 6690, 6695 | 8590 | 0.00 | 0.00 | 0.00 | 0.00 | 0.00 | 0.0% |
| California Clean Energy Jobs Act | 6230 | 8590 | 0.00 | 0.00 | 0.00 | 0.00 | 0.00 | 0.0% |
| Specialized Secondary | 7370 | 8590 | 0.00 | 0.00 | 0.00 | 0.00 | 0.00 | 0.0% |
| American Indian Early Childhood Education | 7210 | 8590 | 0.00 | 0.00 | 0.00 | 0.00 | 0.00 | 0.0% |
| All Other State Revenue | All Other | 8590 | 5,048,770.00 | 12,066,050.00 | 7,881,987.82 | 12,066,792.00 | 742.00 | 0.0% |
| TOTAL, OTHER STATE REVENUE | | | 6,792,452.00 | 14,206,792.00 | 8,052,281.30 | 14,409,995.00 | 203,203.00 | 1.4% |

| Description | Resource Codes | Object Codes | Original Budget (A) | Board Approved Operating Budget (B) | Actuals To Date (C) | Projected Year Totals (D) | Difference (Col B & D) (E) | % Diff (E/B) (F) |
|--|----------------|--------------|----------------------|-------------------------------------|----------------------|---------------------------|----------------------------|------------------|
| OTHER LOCAL REVENUE | | | | | | | | |
| Other Local Revenue | | | | | | | | |
| County and District Taxes | | | | | | | | |
| Other Restricted Levies | | | | | | | | |
| Secured Roll | | 8615 | 0.00 | 0.00 | 0.00 | 0.00 | 0.00 | 0.0% |
| Unsecured Roll | | 8616 | 0.00 | 0.00 | 0.00 | 0.00 | 0.00 | 0.0% |
| Prior Years' Taxes | | 8617 | 0.00 | 0.00 | 0.00 | 0.00 | 0.00 | 0.0% |
| Supplemental Taxes | | 8618 | 0.00 | 0.00 | 0.00 | 0.00 | 0.00 | 0.0% |
| Non-Ad Valorem Taxes | | | | | | | | |
| Parcel Taxes | | 8621 | 0.00 | 0.00 | 0.00 | 0.00 | 0.00 | 0.0% |
| Other | | 8622 | 0.00 | 0.00 | 0.00 | 0.00 | 0.00 | 0.0% |
| Community Redevelopment Funds | | | | | | | | |
| Not Subject to LCFF Deduction | | 8625 | 200,000.00 | 200,000.00 | 213,833.87 | 240,000.00 | 40,000.00 | 20.0% |
| Penalties and Interest from Delinquent Non-LCFF Taxes | | | | | | | | |
| | | 8629 | 0.00 | 0.00 | 0.00 | 0.00 | 0.00 | 0.0% |
| Sales | | | | | | | | |
| Sale of Equipment/Supplies | | 8631 | 0.00 | 0.00 | 0.00 | 0.00 | 0.00 | 0.0% |
| Sale of Publications | | 8632 | 0.00 | 0.00 | 0.00 | 0.00 | 0.00 | 0.0% |
| Food Service Sales | | 8634 | 0.00 | 0.00 | 0.00 | 0.00 | 0.00 | 0.0% |
| All Other Sales | | 8639 | 0.00 | 159.00 | 2,422.50 | 2,422.00 | 2,263.00 | 1423.3% |
| Leases and Rentals | | 8650 | 0.00 | 0.00 | 0.00 | 0.00 | 0.00 | 0.0% |
| Interest | | 8660 | 0.00 | 0.00 | 0.00 | 0.00 | 0.00 | 0.0% |
| Net Increase (Decrease) in the Fair Value of Investments | | 8662 | 0.00 | 0.00 | 0.00 | 0.00 | 0.00 | 0.0% |
| Fees and Contracts | | | | | | | | |
| Adult Education Fees | | 8671 | 0.00 | 0.00 | 0.00 | 0.00 | | |
| Non-Resident Students | | 8672 | 0.00 | 0.00 | 0.00 | 0.00 | | |
| Transportation Fees From Individuals | | 8675 | 0.00 | 0.00 | 0.00 | 0.00 | 0.00 | 0.0% |
| Interagency Services | | 8677 | 0.00 | 0.00 | 0.00 | 0.00 | 0.00 | 0.0% |
| Mitigation/Developer Fees | | 8681 | 0.00 | 0.00 | 0.00 | 0.00 | 0.00 | 0.0% |
| All Other Fees and Contracts | | 8689 | 0.00 | 0.00 | 0.00 | 0.00 | 0.00 | 0.0% |
| Other Local Revenue | | | | | | | | |
| Plus: Misc Funds Non-LCFF (50%) Adjustm | | 8691 | 0.00 | 0.00 | 0.00 | 0.00 | | |
| Pass-Through Revenues From Local Sources | | 8697 | 0.00 | 0.00 | 0.00 | 0.00 | 0.00 | 0.0% |
| All Other Local Revenue | | 8699 | 0.00 | 0.00 | 7,337.87 | 2,376.00 | 2,376.00 | New |
| Tuition | | 8710 | 0.00 | 0.00 | 0.00 | 0.00 | 0.00 | 0.0% |
| All Other Transfers In | | 8781-8783 | 0.00 | 0.00 | 0.00 | 0.00 | 0.00 | 0.0% |
| Transfers Of Apportionments | | | | | | | | |
| Special Education SELPA Transfers | | | | | | | | |
| From Districts or Charter Schools | 6500 | 8791 | 0.00 | 0.00 | 0.00 | 0.00 | 0.00 | 0.0% |
| From County Offices | 6500 | 8792 | 4,737,502.00 | 4,849,873.00 | 3,014,390.00 | 4,849,873.00 | 0.00 | 0.0% |
| From JPAs | 6500 | 8793 | 0.00 | 0.00 | 0.00 | 0.00 | 0.00 | 0.0% |
| ROC/P Transfers | | | | | | | | |
| From Districts or Charter Schools | 6360 | 8791 | 0.00 | 0.00 | 0.00 | 0.00 | 0.00 | 0.0% |
| From County Offices | 6360 | 8792 | 0.00 | 0.00 | 0.00 | 0.00 | 0.00 | 0.0% |
| From JPAs | 6360 | 8793 | 0.00 | 0.00 | 0.00 | 0.00 | 0.00 | 0.0% |
| Other Transfers of Apportionments | | | | | | | | |
| From Districts or Charter Schools | All Other | 8791 | 0.00 | 0.00 | 0.00 | 0.00 | 0.00 | 0.0% |
| From County Offices | All Other | 8792 | 0.00 | 0.00 | 0.00 | 0.00 | 0.00 | 0.0% |
| From JPAs | All Other | 8793 | 0.00 | 0.00 | 0.00 | 0.00 | 0.00 | 0.0% |
| All Other Transfers In from All Others | | 8799 | 0.00 | 0.00 | 0.00 | 0.00 | 0.00 | 0.0% |
| TOTAL, OTHER LOCAL REVENUE | | | 4,937,502.00 | 5,050,032.00 | 3,237,984.24 | 5,094,671.00 | 44,639.00 | 0.9% |
| TOTAL, REVENUES | | | 19,057,121.00 | 46,187,001.00 | 17,718,156.51 | 46,434,556.00 | 247,555.00 | 0.5% |

| Description | Resource Codes | Object Codes | Original Budget (A) | Board Approved Operating Budget (B) | Actuals To Date (C) | Projected Year Totals (D) | Difference (Col B & D) (E) | % Diff (E/B) (F) |
|---|----------------|--------------|---------------------|-------------------------------------|---------------------|---------------------------|----------------------------|------------------|
| CERTIFICATED SALARIES | | | | | | | | |
| Certificated Teachers' Salaries | | 1100 | 7,228,964.00 | 10,816,944.00 | 4,751,498.95 | 10,854,541.00 | (37,597.00) | -0.3% |
| Certificated Pupil Support Salaries | | 1200 | 475,801.00 | 923,287.00 | 341,797.30 | 946,418.00 | (23,131.00) | -2.5% |
| Certificated Supervisors' and Administrators' Salaries | | 1300 | 352,389.00 | 623,952.00 | 387,142.91 | 640,471.00 | (16,519.00) | -2.6% |
| Other Certificated Salaries | | 1900 | 140,103.00 | 126,021.00 | 71,591.94 | 126,021.00 | 0.00 | 0.0% |
| TOTAL, CERTIFICATED SALARIES | | | 8,197,257.00 | 12,490,204.00 | 5,552,031.10 | 12,567,451.00 | (77,247.00) | -0.6% |
| CLASSIFIED SALARIES | | | | | | | | |
| Classified Instructional Salaries | | 2100 | 3,320,270.00 | 4,460,891.00 | 1,416,141.02 | 4,480,941.00 | (20,050.00) | -0.4% |
| Classified Support Salaries | | 2200 | 1,768,855.00 | 1,809,870.00 | 955,124.16 | 1,780,070.00 | 29,800.00 | 1.6% |
| Classified Supervisors' and Administrators' Salaries | | 2300 | 173,286.00 | 176,382.00 | 104,177.62 | 176,382.00 | 0.00 | 0.0% |
| Clerical, Technical and Office Salaries | | 2400 | 287,506.00 | 675,036.00 | 353,402.33 | 675,036.00 | 0.00 | 0.0% |
| Other Classified Salaries | | 2900 | 300.00 | 48,529.00 | 60,007.97 | 48,529.00 | 0.00 | 0.0% |
| TOTAL, CLASSIFIED SALARIES | | | 5,550,217.00 | 7,170,708.00 | 2,888,853.10 | 7,160,958.00 | 9,750.00 | 0.1% |
| EMPLOYEE BENEFITS | | | | | | | | |
| STRS | | 3101-3102 | 1,347,507.00 | 2,040,179.00 | 873,626.80 | 2,079,758.00 | (39,579.00) | -1.9% |
| PERS | | 3201-3202 | 836,465.00 | 1,088,318.00 | 504,705.20 | 1,131,937.00 | (43,619.00) | -4.0% |
| OASDI/Medicare/Alternative | | 3301-3302 | 525,131.00 | 721,903.00 | 314,116.17 | 725,927.00 | (4,024.00) | -0.6% |
| Health and Welfare Benefits | | 3401-3402 | 1,750,729.00 | 2,463,631.00 | 1,253,833.91 | 2,544,758.00 | (81,127.00) | -3.3% |
| Unemployment Insurance | | 3501-3502 | 164,275.00 | 96,213.00 | 41,967.28 | 97,414.00 | (1,201.00) | -1.2% |
| Workers' Compensation | | 3601-3602 | 304,191.00 | 438,326.00 | 192,245.94 | 443,979.00 | (5,653.00) | -1.3% |
| OPEB, Allocated | | 3701-3702 | 106,875.00 | 157,433.00 | 89,647.25 | 163,636.00 | (6,203.00) | -3.9% |
| OPEB, Active Employees | | 3751-3752 | 0.00 | 0.00 | 0.00 | 0.00 | 0.00 | 0.0% |
| Other Employee Benefits | | 3901-3902 | 0.00 | 0.00 | 0.00 | 0.00 | 0.00 | 0.0% |
| TOTAL, EMPLOYEE BENEFITS | | | 5,035,173.00 | 7,006,003.00 | 3,270,142.55 | 7,187,409.00 | (181,406.00) | -2.6% |
| BOOKS AND SUPPLIES | | | | | | | | |
| Approved Textbooks and Core Curricula Materials | | 4100 | 356,965.00 | 440,898.00 | 44,223.53 | 440,898.00 | 0.00 | 0.0% |
| Books and Other Reference Materials | | 4200 | 56,000.00 | 84,758.00 | 100,530.96 | 103,958.00 | (19,200.00) | -22.7% |
| Materials and Supplies | | 4300 | 3,551,897.00 | 16,918,281.00 | 1,578,945.55 | 17,392,245.00 | (473,964.00) | -2.8% |
| Noncapitalized Equipment | | 4400 | 1,060,500.00 | 380,684.00 | 143,367.36 | 367,684.00 | 13,000.00 | 3.4% |
| Food | | 4700 | 0.00 | 0.00 | 0.00 | 0.00 | 0.00 | 0.0% |
| TOTAL, BOOKS AND SUPPLIES | | | 5,025,362.00 | 17,824,621.00 | 1,867,067.40 | 18,304,785.00 | (480,164.00) | -2.7% |
| SERVICES AND OTHER OPERATING EXPENDITURES | | | | | | | | |
| Subagreements for Services | | 5100 | 2,708,026.00 | 2,737,554.00 | 839,650.17 | 2,915,872.00 | (178,318.00) | -6.5% |
| Travel and Conferences | | 5200 | 15,577.00 | 64,510.00 | 16,001.58 | 69,510.00 | (5,000.00) | -7.8% |
| Dues and Memberships | | 5300 | 0.00 | 0.00 | 0.00 | 0.00 | 0.00 | 0.0% |
| Insurance | | 5400-5450 | 0.00 | 0.00 | 0.00 | 0.00 | 0.00 | 0.0% |
| Operations and Housekeeping Services | | 5500 | 20,000.00 | 25,000.00 | 17,710.60 | 25,000.00 | 0.00 | 0.0% |
| Rentals, Leases, Repairs, and Noncapitalized Improvements | | 5600 | 827,000.00 | 826,638.00 | 281,396.99 | 826,638.00 | 0.00 | 0.0% |
| Transfers of Direct Costs | | 5710 | 55,500.00 | 58,323.00 | 2,753.70 | 8,323.00 | 50,000.00 | 85.7% |
| Transfers of Direct Costs - Interfund | | 5750 | 0.00 | 0.00 | 0.00 | 0.00 | 0.00 | 0.0% |
| Professional/Consulting Services and Operating Expenditures | | 5800 | 2,254,150.00 | 7,836,917.00 | 1,480,188.76 | 7,821,757.00 | 15,160.00 | 0.2% |
| Communications | | 5900 | 300.00 | 5,800.00 | 4,400.05 | 6,172.00 | (372.00) | -6.4% |
| TOTAL, SERVICES AND OTHER OPERATING EXPENDITURES | | | 5,880,553.00 | 11,554,742.00 | 2,642,101.85 | 11,673,272.00 | (118,530.00) | -1.0% |

| Description | Resource Codes | Object Codes | Original Budget (A) | Board Approved Operating Budget (B) | Actuals To Date (C) | Projected Year Totals (D) | Difference (Col B & D) (E) | % Diff (E/B) (F) |
|---|----------------|--------------|----------------------|-------------------------------------|----------------------|---------------------------|----------------------------|------------------|
| CAPITAL OUTLAY | | | | | | | | |
| Land | | 6100 | 0.00 | 0.00 | 0.00 | 0.00 | 0.00 | 0.0% |
| Land Improvements | | 6170 | 0.00 | 0.00 | 0.00 | 0.00 | 0.00 | 0.0% |
| Buildings and Improvements of Buildings | | 6200 | 0.00 | 3,934,500.00 | 976,533.41 | 3,934,500.00 | 0.00 | 0.0% |
| Books and Media for New School Libraries or Major Expansion of School Libraries | | 6300 | 0.00 | 0.00 | 0.00 | 0.00 | 0.00 | 0.0% |
| Equipment | | 6400 | 0.00 | 21,876.00 | 22,667.90 | 21,876.00 | 0.00 | 0.0% |
| Equipment Replacement | | 6500 | 0.00 | 0.00 | 0.00 | 0.00 | 0.00 | 0.0% |
| Lease Assets | | 6600 | 0.00 | 0.00 | 0.00 | 0.00 | 0.00 | 0.0% |
| TOTAL, CAPITAL OUTLAY | | | 0.00 | 3,956,376.00 | 999,201.31 | 3,956,376.00 | 0.00 | 0.0% |
| OTHER OUTGO (excluding Transfers of Indirect Costs) | | | | | | | | |
| Tuition | | | | | | | | |
| Tuition for Instruction Under Interdistrict Attendance Agreements | | 7110 | 0.00 | 0.00 | 0.00 | 0.00 | 0.00 | 0.0% |
| State Special Schools | | 7130 | 0.00 | 0.00 | 0.00 | 0.00 | 0.00 | 0.0% |
| Tuition, Excess Costs, and/or Deficit Payments | | | | | | | | |
| Payments to Districts or Charter Schools | | 7141 | 0.00 | 0.00 | 0.00 | 0.00 | 0.00 | 0.0% |
| Payments to County Offices | | 7142 | 0.00 | 0.00 | 0.00 | 0.00 | 0.00 | 0.0% |
| Payments to JPAs | | 7143 | 0.00 | 0.00 | 0.00 | 0.00 | 0.00 | 0.0% |
| Transfers of Pass-Through Revenues | | | | | | | | |
| To Districts or Charter Schools | | 7211 | 0.00 | 0.00 | 0.00 | 0.00 | 0.00 | 0.0% |
| To County Offices | | 7212 | 0.00 | 0.00 | 0.00 | 0.00 | 0.00 | 0.0% |
| To JPAs | | 7213 | 0.00 | 0.00 | 0.00 | 0.00 | 0.00 | 0.0% |
| Special Education SELPA Transfers of Apportionments | | | | | | | | |
| To Districts or Charter Schools | 6500 | 7221 | 0.00 | 0.00 | 0.00 | 0.00 | 0.00 | 0.0% |
| To County Offices | 6500 | 7222 | 0.00 | 0.00 | 0.00 | 0.00 | 0.00 | 0.0% |
| To JPAs | 6500 | 7223 | 0.00 | 0.00 | 0.00 | 0.00 | 0.00 | 0.0% |
| ROC/P Transfers of Apportionments | | | | | | | | |
| To Districts or Charter Schools | 6360 | 7221 | 0.00 | 0.00 | 0.00 | 0.00 | 0.00 | 0.0% |
| To County Offices | 6360 | 7222 | 0.00 | 0.00 | 0.00 | 0.00 | 0.00 | 0.0% |
| To JPAs | 6360 | 7223 | 0.00 | 0.00 | 0.00 | 0.00 | 0.00 | 0.0% |
| Other Transfers of Apportionments | All Other | 7221-7223 | 0.00 | 0.00 | 0.00 | 0.00 | 0.00 | 0.0% |
| All Other Transfers | | 7281-7283 | 0.00 | 0.00 | 0.00 | 0.00 | 0.00 | 0.0% |
| All Other Transfers Out to All Others | | 7299 | 0.00 | 0.00 | 0.00 | 0.00 | 0.00 | 0.0% |
| Debt Service | | | | | | | | |
| Debt Service - Interest | | 7438 | 0.00 | 0.00 | 0.00 | 0.00 | 0.00 | 0.0% |
| Other Debt Service - Principal | | 7439 | 0.00 | 0.00 | 0.00 | 0.00 | 0.00 | 0.0% |
| TOTAL, OTHER OUTGO (excluding Transfers of Indirect Costs) | | | 0.00 | 0.00 | 0.00 | 0.00 | 0.00 | 0.0% |
| OTHER OUTGO - TRANSFERS OF INDIRECT COSTS | | | | | | | | |
| Transfers of Indirect Costs | | 7310 | 194,775.00 | 650,342.00 | 3,765.59 | 656,359.00 | (6,017.00) | -0.9% |
| Transfers of Indirect Costs - Interfund | | 7350 | 0.00 | 0.00 | 0.00 | 0.00 | 0.00 | 0.0% |
| TOTAL, OTHER OUTGO - TRANSFERS OF INDIRECT COSTS | | | 194,775.00 | 650,342.00 | 3,765.59 | 656,359.00 | (6,017.00) | -0.9% |
| TOTAL, EXPENDITURES | | | 29,883,337.00 | 60,652,996.00 | 17,223,162.90 | 61,506,610.00 | (853,614.00) | -1.4% |

| Description | Resource Codes | Object Codes | Original Budget (A) | Board Approved Operating Budget (B) | Actuals To Date (C) | Projected Year Totals (D) | Difference (Col B & D) (E) | % Diff (E/B) (F) |
|---|----------------|--------------|----------------------|-------------------------------------|---------------------|---------------------------|----------------------------|------------------|
| INTERFUND TRANSFERS | | | | | | | | |
| INTERFUND TRANSFERS IN | | | | | | | | |
| From: Special Reserve Fund | | 8912 | 0.00 | 0.00 | 0.00 | 0.00 | 0.00 | 0.0% |
| From: Bond Interest and Redemption Fund | | 8914 | 0.00 | 0.00 | 0.00 | 0.00 | | |
| Other Authorized Interfund Transfers In | | 8919 | 0.00 | 0.00 | 0.00 | 0.00 | 0.00 | 0.0% |
| (a) TOTAL, INTERFUND TRANSFERS IN | | | 0.00 | 0.00 | 0.00 | 0.00 | 0.00 | 0.0% |
| INTERFUND TRANSFERS OUT | | | | | | | | |
| To: Child Development Fund | | 7611 | 0.00 | 0.00 | 0.00 | 0.00 | 0.00 | 0.0% |
| To: Special Reserve Fund | | 7612 | 0.00 | 0.00 | 0.00 | 0.00 | 0.00 | 0.0% |
| To: State School Building Fund/ County School Facilities Fund | | 7613 | 0.00 | 0.00 | 0.00 | 0.00 | 0.00 | 0.0% |
| To: Cafeteria Fund | | 7616 | 0.00 | 0.00 | 0.00 | 0.00 | 0.00 | 0.0% |
| Other Authorized Interfund Transfers Out | | 7619 | 0.00 | 0.00 | 0.00 | 0.00 | 0.00 | 0.0% |
| (b) TOTAL, INTERFUND TRANSFERS OUT | | | 0.00 | 0.00 | 0.00 | 0.00 | 0.00 | 0.0% |
| OTHER SOURCES/USES | | | | | | | | |
| SOURCES | | | | | | | | |
| State Apportionments Emergency Apportionments | | 8931 | 0.00 | 0.00 | 0.00 | 0.00 | | |
| Proceeds | | | | | | | | |
| Proceeds from Disposal of Capital Assets | | 8953 | 0.00 | 0.00 | 0.00 | 0.00 | 0.00 | 0.0% |
| Other Sources | | | | | | | | |
| Transfers from Funds of Lapsed/Reorganized LEAs | | 8965 | 0.00 | 0.00 | 0.00 | 0.00 | 0.00 | 0.0% |
| Long-Term Debt Proceeds | | | | | | | | |
| Proceeds from Certificates of Participation | | 8971 | 0.00 | 0.00 | 0.00 | 0.00 | 0.00 | 0.0% |
| Proceeds from Leases | | 8972 | 0.00 | 0.00 | 0.00 | 0.00 | 0.00 | 0.0% |
| Proceeds from Lease Revenue Bonds | | 8973 | 0.00 | 0.00 | 0.00 | 0.00 | 0.00 | 0.0% |
| All Other Financing Sources | | 8979 | 0.00 | 0.00 | 0.00 | 0.00 | 0.00 | 0.0% |
| (c) TOTAL, SOURCES | | | 0.00 | 0.00 | 0.00 | 0.00 | 0.00 | 0.0% |
| USES | | | | | | | | |
| Transfers of Funds from Lapsed/Reorganized LEAs | | 7651 | 0.00 | 0.00 | 0.00 | 0.00 | 0.00 | 0.0% |
| All Other Financing Uses | | 7699 | 0.00 | 0.00 | 0.00 | 0.00 | 0.00 | 0.0% |
| (d) TOTAL, USES | | | 0.00 | 0.00 | 0.00 | 0.00 | 0.00 | 0.0% |
| CONTRIBUTIONS | | | | | | | | |
| Contributions from Unrestricted Revenues | | 8980 | 10,826,216.00 | 10,826,862.00 | 0.00 | 11,432,921.00 | 606,059.00 | 5.6% |
| Contributions from Restricted Revenues | | 8990 | 0.00 | 0.00 | 0.00 | 0.00 | 0.00 | 0.0% |
| (e) TOTAL, CONTRIBUTIONS | | | 10,826,216.00 | 10,826,862.00 | 0.00 | 11,432,921.00 | 606,059.00 | 5.6% |
| TOTAL, OTHER FINANCING SOURCES/USES (a - b + c - d + e) | | | 10,826,216.00 | 10,826,862.00 | 0.00 | 11,432,921.00 | (606,059.00) | 5.6% |

| Description | Resource Codes | Object Codes | Original Budget (A) | Board Approved Operating Budget (B) | Actuals To Date (C) | Projected Year Totals (D) | Difference (Col B & D) (E) | % Diff (E/B) (F) |
|---|----------------|------------------------|---------------------|-------------------------------------|---------------------|---------------------------|----------------------------|------------------|
| A. REVENUES | | | | | | | | |
| 1) LCFF Sources | | 8010-8099 | 88,286,570.00 | 91,170,686.00 | 50,705,241.23 | 91,176,330.00 | 5,644.00 | 0.0% |
| 2) Federal Revenue | | 8100-8299 | 7,777,167.00 | 27,380,177.00 | 6,480,708.97 | 27,379,890.00 | (287.00) | 0.0% |
| 3) Other State Revenue | | 8300-8599 | 8,164,076.00 | 15,574,844.00 | 8,801,914.20 | 15,778,047.00 | 203,203.00 | 1.3% |
| 4) Other Local Revenue | | 8600-8799 | 5,461,054.00 | 5,769,852.00 | 3,559,799.31 | 5,908,030.00 | 138,178.00 | 2.4% |
| 5) TOTAL, REVENUES | | | 109,688,867.00 | 139,895,559.00 | 69,547,663.71 | 140,242,297.00 | | |
| B. EXPENDITURES | | | | | | | | |
| 1) Certificated Salaries | | 1000-1999 | 46,706,425.00 | 51,010,049.00 | 26,551,784.57 | 51,043,622.00 | (33,573.00) | -0.1% |
| 2) Classified Salaries | | 2000-2999 | 14,384,530.00 | 16,125,266.00 | 7,903,894.80 | 16,204,854.00 | (79,588.00) | -0.5% |
| 3) Employee Benefits | | 3000-3999 | 25,269,160.00 | 26,957,975.00 | 14,148,228.22 | 27,151,488.00 | (193,513.00) | -0.7% |
| 4) Books and Supplies | | 4000-4999 | 8,075,169.00 | 21,366,078.00 | 2,904,115.94 | 21,885,145.00 | (519,067.00) | -2.4% |
| 5) Services and Other Operating Expenditures | | 5000-5999 | 10,616,588.00 | 16,771,705.00 | 6,084,186.58 | 17,069,063.00 | (297,358.00) | -1.8% |
| 6) Capital Outlay | | 6000-6999 | 0.00 | 3,966,376.00 | 999,201.31 | 4,041,647.00 | (75,271.00) | -1.9% |
| 7) Other Outgo (excluding Transfers of Indirect Costs) | | 7100-7299 7400-7499 | 2,280,000.00 | 2,485,000.00 | 631,168.50 | 2,485,000.00 | 0.00 | 0.0% |
| 8) Other Outgo - Transfers of Indirect Costs | | 7300-7399 | (163,952.00) | (180,940.00) | 0.00 | (180,940.00) | 0.00 | 0.0% |
| 9) TOTAL, EXPENDITURES | | | 107,167,920.00 | 138,501,509.00 | 59,222,579.92 | 139,699,879.00 | | |
| C. EXCESS (DEFICIENCY) OF REVENUES OVER EXPENDITURES BEFORE OTHER FINANCING SOURCES AND USES (A5 - B9) | | | 2,520,947.00 | 1,394,050.00 | 10,325,083.79 | 542,418.00 | | |
| D. OTHER FINANCING SOURCES/USES | | | | | | | | |
| 1) Interfund Transfers | | | | | | | | |
| a) Transfers In | | 8900-8929 | 0.00 | 0.00 | 0.00 | 0.00 | 0.00 | 0.0% |
| b) Transfers Out | | 7600-7629 | 0.00 | 0.00 | 0.00 | 0.00 | 0.00 | 0.0% |
| 2) Other Sources/Uses | | | | | | | | |
| a) Sources | | 8930-8979 | 0.00 | 0.00 | 0.00 | 0.00 | 0.00 | 0.0% |
| b) Uses | | 7630-7699 | 0.00 | 0.00 | 0.00 | 0.00 | 0.00 | 0.0% |
| 3) Contributions | | 8980-8999 | 0.00 | 0.00 | 0.00 | 0.00 | 0.00 | 0.0% |
| 4) TOTAL, OTHER FINANCING SOURCES/USES | | | 0.00 | 0.00 | 0.00 | 0.00 | | |

2021-22 Second Interim
General Fund
Summary - Unrestricted/Restricted
Revenues, Expenditures, and Changes in Fund Balance

| Description | Resource Codes | Object Codes | Original Budget (A) | Board Approved Operating Budget (B) | Actuals To Date (C) | Projected Year Totals (D) | Difference (Col B & D) (E) | % Diff (E/B) (F) |
|--|----------------|--------------|---------------------|-------------------------------------|---------------------|---------------------------|----------------------------|------------------|
| E. NET INCREASE (DECREASE) IN FUND BALANCE (C + D4) | | | 2,520,947.00 | 1,394,050.00 | 10,326,083.79 | 542,418.00 | | |
| F. FUND BALANCE, RESERVES | | | | | | | | |
| 1) Beginning Fund Balance | | | | | | | | |
| a) As of July 1 - Unaudited | | 9791 | 18,117,204.00 | 24,607,734.00 | | 24,607,734.00 | 0.00 | 0.0% |
| b) Audit Adjustments | | 9793 | 0.00 | 0.00 | | 0.00 | 0.00 | 0.0% |
| c) As of July 1 - Audited (F1a + F1b) | | | 18,117,204.00 | 24,607,734.00 | | 24,607,734.00 | | |
| d) Other Restatements | | 9795 | 0.00 | 0.00 | | 0.00 | 0.00 | 0.0% |
| e) Adjusted Beginning Balance (F1c + F1d) | | | 18,117,204.00 | 24,607,734.00 | | 24,607,734.00 | | |
| 2) Ending Balance, June 30 (E + F1e) | | | 20,638,151.00 | 26,001,784.00 | | 25,150,152.00 | | |
| Components of Ending Fund Balance | | | | | | | | |
| a) Nonspendable | | | | | | | | |
| Revolving Cash | | 9711 | 11,000.00 | 11,000.00 | | 11,000.00 | | |
| Stores | | 9712 | 45,000.00 | 45,000.00 | | 45,000.00 | | |
| Prepaid Items | | 9713 | 0.00 | 0.00 | | 0.00 | | |
| All Others | | 9719 | 0.00 | 0.00 | | 0.00 | | |
| b) Restricted | | | | | | | | |
| | | 9740 | 0.00 | 0.00 | | 0.00 | | |
| c) Committed | | | | | | | | |
| Stabilization Arrangements | | 9750 | 0.00 | 0.00 | | 0.00 | | |
| Other Commitments | | 9760 | 0.00 | 0.00 | | 0.00 | | |
| d) Assigned | | | | | | | | |
| Other Assignments | | 9780 | 17,367,113.00 | 21,790,738.00 | | 20,903,155.00 | | |
| Instruc./Facilities/Tech. Prog. & Project | 0000 | 9780 | 8,531,206.00 | | | | | |
| Enrollment Volatility | 0000 | 9780 | 1,462,975.00 | | | | | |
| COVID-19 Resources | 0000 | 9780 | 7,372,932.00 | | | | | |
| Instruc./Facilities/Tech. Prog. & Project | 0000 | 9780 | | 9,695,107.00 | | | | |
| Enrollment Volatility | 0000 | 9780 | | 1,462,976.00 | | | | |
| COVID-19 Resources | 0000 | 9780 | | 10,632,656.00 | | | | |
| Instruc./Facilities/Tech. Prog. & Project | 0000 | 9780 | | | | 8,801,880.00 | | |
| Enrollment Volatility | 0000 | 9780 | | | | 1,468,619.00 | | |
| COVID-19 Resources | 0000 | 9780 | | | | 10,632,656.00 | | |
| e) Unassigned/Unappropriated | | | | | | | | |
| Reserve for Economic Uncertainties | | 9789 | 3,215,038.00 | 4,155,046.00 | | 4,190,997.00 | | |
| Unassigned/Unappropriated Amount | | 9790 | 0.00 | 0.00 | | 0.00 | | |

| Description | Resource Codes | Object Codes | Original Budget (A) | Board Approved Operating Budget (B) | Actuals To Date (C) | Projected Year Totals (D) | Difference (Col B & D) (E) | % Diff (E/B) (F) |
|--|----------------|--------------|---------------------|-------------------------------------|---------------------|---------------------------|----------------------------|------------------|
| LCFF SOURCES | | | | | | | | |
| Principal Apportionment | | | | | | | | |
| State Aid - Current Year | | 8011 | 65,101,817.00 | 55,132,841.00 | 35,662,067.00 | 55,138,485.00 | 5,644.00 | 0.0% |
| Education Protection Account State Aid - Current Year | | 8012 | 14,733,718.00 | 27,346,907.00 | 9,120,041.00 | 27,346,907.00 | 0.00 | 0.0% |
| State Aid - Prior Years | | 8019 | 0.00 | 0.00 | 0.00 | 0.00 | 0.00 | 0.0% |
| Tax Relief Subventions | | | | | | | | |
| Homeowners' Exemptions | | 8021 | 0.00 | 0.00 | 21,093.47 | 0.00 | 0.00 | 0.0% |
| Timber Yield Tax | | 8022 | 0.00 | 0.00 | 0.00 | 0.00 | 0.00 | 0.0% |
| Other Subventions/In-Lieu Taxes | | 8029 | 0.00 | 0.00 | 619.67 | 0.00 | 0.00 | 0.0% |
| County & District Taxes | | | | | | | | |
| Secured Roll Taxes | | 8041 | 8,451,035.00 | 8,690,938.00 | 3,960,373.53 | 8,690,938.00 | 0.00 | 0.0% |
| Unsecured Roll Taxes | | 8042 | 0.00 | 0.00 | 239,270.56 | 0.00 | 0.00 | 0.0% |
| Prior Years' Taxes | | 8043 | 0.00 | 0.00 | 45,237.06 | 0.00 | 0.00 | 0.0% |
| Supplemental Taxes | | 8044 | 0.00 | 0.00 | 264,307.12 | 0.00 | 0.00 | 0.0% |
| Education Revenue Augmentation Fund (ERAF) | | 8045 | 0.00 | 0.00 | 694,389.39 | 0.00 | 0.00 | 0.0% |
| Community Redevelopment Funds (SB 617/699/1992) | | 8047 | 0.00 | 0.00 | 697,842.43 | 0.00 | 0.00 | 0.0% |
| Penalties and Interest from Delinquent Taxes | | 8048 | 0.00 | 0.00 | 0.00 | 0.00 | 0.00 | 0.0% |
| Miscellaneous Funds (EC 41604) | | | | | | | | |
| Royalties and Bonuses | | 8081 | 0.00 | 0.00 | 0.00 | 0.00 | 0.00 | 0.0% |
| Other In-Lieu Taxes | | 8082 | 0.00 | 0.00 | 0.00 | 0.00 | 0.00 | 0.0% |
| Less: Non-LCFF (50%) Adjustment | | 8089 | 0.00 | 0.00 | 0.00 | 0.00 | 0.00 | 0.0% |
| Subtotal, LCFF Sources | | | 88,286,570.00 | 91,170,686.00 | 50,705,241.23 | 91,176,330.00 | 5,644.00 | 0.0% |
| LCFF Transfers | | | | | | | | |
| Unrestricted LCFF Transfers - Current Year | 0000 | 8091 | 0.00 | 0.00 | 0.00 | 0.00 | 0.00 | 0.0% |
| All Other LCFF Transfers - Current Year | All Other | 8091 | 0.00 | 0.00 | 0.00 | 0.00 | 0.00 | 0.0% |
| Transfers to Charter Schools in Lieu of Property Taxes | | 8096 | 0.00 | 0.00 | 0.00 | 0.00 | 0.00 | 0.0% |
| Property Taxes Transfers | | 8097 | 0.00 | 0.00 | 0.00 | 0.00 | 0.00 | 0.0% |
| LCFF/Revenue Limit Transfers - Prior Years | | 8099 | 0.00 | 0.00 | 0.00 | 0.00 | 0.00 | 0.0% |
| TOTAL, LCFF SOURCES | | | 88,286,570.00 | 91,170,686.00 | 50,705,241.23 | 91,176,330.00 | 5,644.00 | 0.0% |
| FEDERAL REVENUE | | | | | | | | |
| Maintenance and Operations | | 8110 | 250,000.00 | 250,000.00 | 52,818.00 | 250,000.00 | 0.00 | 0.0% |
| Special Education Entitlement | | 8181 | 1,519,982.00 | 1,519,982.00 | 0.00 | 1,519,982.00 | 0.00 | 0.0% |
| Special Education Discretionary Grants | | 8182 | 63,795.00 | 78,948.00 | 0.00 | 78,948.00 | 0.00 | 0.0% |
| Child Nutrition Programs | | 8220 | 0.00 | 0.00 | 0.00 | 0.00 | 0.00 | 0.0% |
| Donated Food Commodities | | 8221 | 0.00 | 0.00 | 0.00 | 0.00 | 0.00 | 0.0% |
| Forest Reserve Funds | | 8260 | 0.00 | 0.00 | 0.00 | 0.00 | 0.00 | 0.0% |
| Flood Control Funds | | 8270 | 0.00 | 0.00 | 0.00 | 0.00 | 0.00 | 0.0% |
| Wildlife Reserve Funds | | 8280 | 0.00 | 0.00 | 0.00 | 0.00 | 0.00 | 0.0% |
| FEMA | | 8281 | 0.00 | 0.00 | 0.00 | 0.00 | 0.00 | 0.0% |
| Interagency Contracts Between LEAs | | 8285 | 0.00 | 0.00 | 0.00 | 0.00 | 0.00 | 0.0% |
| Pass-Through Revenues from Federal Sources | | 8287 | 0.00 | 0.00 | 0.00 | 0.00 | 0.00 | 0.0% |
| Title I, Part A, Basic | 3010 | 8290 | 1,674,273.00 | 3,815,265.00 | 765,891.16 | 3,820,638.00 | 5,373.00 | 0.1% |
| Title I, Part D, Local Delinquent Programs | 3025 | 8290 | 0.00 | 0.00 | 0.00 | 0.00 | 0.00 | 0.0% |
| Title II, Part A, Supporting Effective Instruction | 4035 | 8290 | 255,681.00 | 344,696.00 | 91,494.72 | 344,286.00 | (410.00) | -0.1% |

| Description | Resource Codes | Object Codes | Original Budget (A) | Board Approved Operating Budget (B) | Actuals To Date (C) | Projected Year Totals (D) | Difference (Col B & D) (E) | % Diff (E/B) (F) |
|--|--|--------------|---------------------|-------------------------------------|---------------------|---------------------------|----------------------------|------------------|
| Title III, Part A, Immigrant Student Program | 4201 | 8290 | 0.00 | 0.00 | 0.00 | 0.00 | 0.00 | 0.0% |
| Title III, Part A, English Learner Program | 4203 | 8290 | 371,800.00 | 644,071.00 | 130,610.53 | 644,071.00 | 0.00 | 0.0% |
| Public Charter Schools Grant Program (PCSGP) | 4610 | 8290 | 0.00 | 0.00 | 0.00 | 0.00 | 0.00 | 0.0% |
| Other NCLB / Every Student Succeeds Act | 3040, 3045, 3060, 3061, 3110, 3150, 3155, 3180, 3182, 4037, 4123, 4124, 4126, 4127, 4128, 5630 | 8290 | 242,536.00 | 700,167.00 | 122,236.53 | 700,313.00 | 146.00 | 0.0% |
| Career and Technical Education | 3500-3599 | 8290 | 0.00 | 0.00 | 0.00 | 0.00 | 0.00 | 0.0% |
| All Other Federal Revenue | All Other | 8290 | 3,399,100.00 | 20,027,048.00 | 5,317,658.03 | 20,021,652.00 | (5,396.00) | 0.0% |
| TOTAL, FEDERAL REVENUE | | | 7,777,167.00 | 27,380,177.00 | 6,480,708.97 | 27,379,890.00 | (287.00) | 0.0% |
| OTHER STATE REVENUE | | | | | | | | |
| Other State Apportionments | | | | | | | | |
| ROC/P Entitlement | | | | | | | | |
| Prior Years | 6360 | 8319 | 0.00 | 0.00 | 0.00 | 0.00 | 0.00 | 0.0% |
| Special Education Master Plan | | | | | | | | |
| Current Year | 6500 | 8311 | 0.00 | 0.00 | 0.00 | 0.00 | 0.00 | 0.0% |
| Prior Years | 6500 | 8319 | 0.00 | 0.00 | 0.00 | 0.00 | 0.00 | 0.0% |
| All Other State Apportionments - Current Year | All Other | 8311 | 0.00 | 0.00 | 0.00 | 0.00 | 0.00 | 0.0% |
| All Other State Apportionments - Prior Years | All Other | 8319 | 0.00 | 0.00 | 0.00 | 0.00 | 0.00 | 0.0% |
| Child Nutrition Programs | | 8520 | 0.00 | 0.00 | 0.00 | 0.00 | 0.00 | 0.0% |
| Mandated Costs Reimbursements | | 8550 | 238,875.00 | 222,416.00 | 252,212.00 | 222,416.00 | 0.00 | 0.0% |
| Lottery - Unrestricted and Instructional Materiat | | 8560 | 1,449,714.00 | 1,546,534.00 | 493,260.48 | 1,546,534.00 | 0.00 | 0.0% |
| Tax Relief Subventions | | | | | | | | |
| Restricted Levies - Other | | | | | | | | |
| Homeowners' Exemptions | | 8575 | 0.00 | 0.00 | 0.00 | 0.00 | 0.00 | 0.0% |
| Other Subventions/In-Lieu Taxes | | 8576 | 0.00 | 0.00 | 0.00 | 0.00 | 0.00 | 0.0% |
| Pass-Through Revenues from State Sources | | 8587 | 0.00 | 0.00 | 0.00 | 0.00 | 0.00 | 0.0% |
| After School Education and Safety (ASES) | 6010 | 8590 | 1,386,717.00 | 1,699,844.00 | 174,453.90 | 1,902,305.00 | 202,461.00 | 11.9% |
| Charter School Facility Grant | 6030 | 8590 | 0.00 | 0.00 | 0.00 | 0.00 | 0.00 | 0.0% |
| Career Technical Education Incentive Grant Program | 6387 | 8590 | 0.00 | 0.00 | 0.00 | 0.00 | 0.00 | 0.0% |
| Drug/Alcohol/Tobacco Funds | 6650, 6690, 6695 | 8590 | 0.00 | 0.00 | 0.00 | 0.00 | 0.00 | 0.0% |
| California Clean Energy Jobs Act | 6230 | 8590 | 0.00 | 0.00 | 0.00 | 0.00 | 0.00 | 0.0% |
| Specialized Secondary | 7370 | 8590 | 0.00 | 0.00 | 0.00 | 0.00 | 0.00 | 0.0% |
| American Indian Early Childhood Education | 7210 | 8590 | 0.00 | 0.00 | 0.00 | 0.00 | 0.00 | 0.0% |
| All Other State Revenue | All Other | 8590 | 5,088,770.00 | 12,106,050.00 | 7,881,967.82 | 12,106,792.00 | 742.00 | 0.0% |
| TOTAL, OTHER STATE REVENUE | | | 8,164,076.00 | 15,574,844.00 | 8,801,914.20 | 15,778,047.00 | 203,203.00 | 1.3% |

| Description | Resource Codes | Object Codes | Original Budget (A) | Board Approved Operating Budget (B) | Actuals To Date (C) | Projected Year Totals (D) | Difference (Col B & D) (E) | % Diff (E/B) (F) |
|--|----------------|--------------|-----------------------|-------------------------------------|----------------------|---------------------------|----------------------------|------------------|
| OTHER LOCAL REVENUE | | | | | | | | |
| Other Local Revenue | | | | | | | | |
| County and District Taxes | | | | | | | | |
| Other Restricted Levies | | | | | | | | |
| Secured Roll | | 8615 | 0.00 | 0.00 | 0.00 | 0.00 | 0.00 | 0.0% |
| Unsecured Roll | | 8616 | 0.00 | 0.00 | 0.00 | 0.00 | 0.00 | 0.0% |
| Prior Years' Taxes | | 8617 | 0.00 | 0.00 | 0.00 | 0.00 | 0.00 | 0.0% |
| Supplemental Taxes | | 8618 | 0.00 | 0.00 | 0.00 | 0.00 | 0.00 | 0.0% |
| Non-Ad Valorem Taxes | | | | | | | | |
| Parcel Taxes | | 8621 | 0.00 | 0.00 | 0.00 | 0.00 | 0.00 | 0.0% |
| Other | | 8622 | 0.00 | 0.00 | 0.00 | 0.00 | 0.00 | 0.0% |
| Community Redevelopment Funds | | | | | | | | |
| Not Subject to LCFF Deduction | | 8625 | 200,000.00 | 200,000.00 | 213,833.87 | 240,000.00 | 40,000.00 | 20.0% |
| Penalties and Interest from Delinquent Non-LCFF Taxes | | | | | | | | |
| | | 8629 | 0.00 | 0.00 | 0.00 | 0.00 | 0.00 | 0.0% |
| Sales | | | | | | | | |
| Sale of Equipment/Supplies | | | | | | | | |
| | | 8631 | 0.00 | 0.00 | 0.00 | 0.00 | 0.00 | 0.0% |
| Sale of Publications | | | | | | | | |
| | | 8632 | 0.00 | 0.00 | 0.00 | 0.00 | 0.00 | 0.0% |
| Food Service Sales | | | | | | | | |
| | | 8634 | 0.00 | 0.00 | 0.00 | 0.00 | 0.00 | 0.0% |
| All Other Sales | | | | | | | | |
| | | 8639 | 0.00 | 159.00 | 2,422.50 | 2,422.00 | 2,263.00 | 1423.3% |
| Leases and Rentals | | | | | | | | |
| | | 8650 | 50,000.00 | 50,000.00 | 9,886.00 | 30,000.00 | (20,000.00) | -40.0% |
| Interest | | | | | | | | |
| | | 8660 | 150,000.00 | 150,000.00 | 31,854.58 | 150,000.00 | 0.00 | 0.0% |
| Net Increase (Decrease) in the Fair Value of Investments | | | | | | | | |
| | | 8662 | 0.00 | 0.00 | 0.00 | 0.00 | 0.00 | 0.0% |
| Fees and Contracts | | | | | | | | |
| Adult Education Fees | | | | | | | | |
| | | 8671 | 0.00 | 0.00 | 0.00 | 0.00 | 0.00 | 0.0% |
| Non-Resident Students | | | | | | | | |
| | | 8672 | 0.00 | 0.00 | 0.00 | 0.00 | 0.00 | 0.0% |
| Transportation Fees From Individuals | | | | | | | | |
| | | 8675 | 0.00 | 0.00 | 0.00 | 0.00 | 0.00 | 0.0% |
| Interagency Services | | | | | | | | |
| | | 8677 | 0.00 | 0.00 | 0.00 | 0.00 | 0.00 | 0.0% |
| Mitigation/Developer Fees | | | | | | | | |
| | | 8681 | 0.00 | 0.00 | 0.00 | 0.00 | 0.00 | 0.0% |
| All Other Fees and Contracts | | | | | | | | |
| | | 8689 | 0.00 | 0.00 | 0.00 | 0.00 | 0.00 | 0.0% |
| Other Local Revenue | | | | | | | | |
| Plus: Misc Funds Non-LCFF (50%) Adjustment | | | | | | | | |
| | | 8691 | 0.00 | 0.00 | 0.00 | 0.00 | 0.00 | 0.0% |
| Pass-Through Revenues From Local Sources | | | | | | | | |
| | | 8697 | 0.00 | 0.00 | 0.00 | 0.00 | 0.00 | 0.0% |
| All Other Local Revenue | | | | | | | | |
| | | 8699 | 323,552.00 | 519,820.00 | 287,412.36 | 635,735.00 | 115,915.00 | 22.3% |
| Tuition | | | | | | | | |
| | | 8710 | 0.00 | 0.00 | 0.00 | 0.00 | 0.00 | 0.0% |
| All Other Transfers In | | | | | | | | |
| | | 8781-8783 | 0.00 | 0.00 | 0.00 | 0.00 | 0.00 | 0.0% |
| Transfers Of Apportionments | | | | | | | | |
| Special Education SELPA Transfers | | | | | | | | |
| From Districts or Charter Schools | | | | | | | | |
| | 6500 | 8791 | 0.00 | 0.00 | 0.00 | 0.00 | 0.00 | 0.0% |
| From County Offices | | | | | | | | |
| | 6500 | 8792 | 4,737,502.00 | 4,849,873.00 | 3,014,390.00 | 4,849,873.00 | 0.00 | 0.0% |
| From JPAs | | | | | | | | |
| | 6500 | 8793 | 0.00 | 0.00 | 0.00 | 0.00 | 0.00 | 0.0% |
| ROC/P Transfers | | | | | | | | |
| From Districts or Charter Schools | | | | | | | | |
| | 6360 | 8791 | 0.00 | 0.00 | 0.00 | 0.00 | 0.00 | 0.0% |
| From County Offices | | | | | | | | |
| | 6360 | 8792 | 0.00 | 0.00 | 0.00 | 0.00 | 0.00 | 0.0% |
| From JPAs | | | | | | | | |
| | 6360 | 8793 | 0.00 | 0.00 | 0.00 | 0.00 | 0.00 | 0.0% |
| Other Transfers of Apportionments | | | | | | | | |
| From Districts or Charter Schools | | | | | | | | |
| | All Other | 8791 | 0.00 | 0.00 | 0.00 | 0.00 | 0.00 | 0.0% |
| From County Offices | | | | | | | | |
| | All Other | 8792 | 0.00 | 0.00 | 0.00 | 0.00 | 0.00 | 0.0% |
| From JPAs | | | | | | | | |
| | All Other | 8793 | 0.00 | 0.00 | 0.00 | 0.00 | 0.00 | 0.0% |
| All Other Transfers In from All Others | | | | | | | | |
| | | 8799 | 0.00 | 0.00 | 0.00 | 0.00 | 0.00 | 0.0% |
| TOTAL, OTHER LOCAL REVENUE | | | 5,461,054.00 | 5,769,852.00 | 3,559,799.31 | 5,908,030.00 | 138,178.00 | 2.4% |
| TOTAL, REVENUES | | | 109,688,867.00 | 139,895,559.00 | 69,547,663.71 | 140,242,297.00 | 346,738.00 | 0.2% |

| Description | Resource Codes | Object Codes | Original Budget (A) | Board Approved Operating Budget (B) | Actuals To Date (C) | Projected Year Totals (D) | Difference (Col B & D) (E) | % Diff (E/B) (F) |
|---|----------------|--------------|----------------------|-------------------------------------|----------------------|---------------------------|----------------------------|------------------|
| CERTIFICATED SALARIES | | | | | | | | |
| Certificated Teachers' Salaries | | 1100 | 38,847,125.00 | 42,340,592.00 | 21,829,230.40 | 42,332,828.00 | 7,764.00 | 0.0% |
| Certificated Pupil Support Salaries | | 1200 | 2,863,286.00 | 3,470,979.00 | 1,726,284.24 | 3,494,110.00 | (23,131.00) | -0.7% |
| Certificated Supervisors' and Administrators' Salaries | | 1300 | 4,137,221.00 | 4,442,627.00 | 2,584,589.00 | 4,459,146.00 | (16,519.00) | -0.4% |
| Other Certificated Salaries | | 1900 | 858,793.00 | 755,851.00 | 411,680.93 | 757,538.00 | (1,687.00) | -0.2% |
| TOTAL, CERTIFICATED SALARIES | | | 46,706,425.00 | 51,010,049.00 | 26,551,784.57 | 51,043,622.00 | (33,573.00) | -0.1% |
| CLASSIFIED SALARIES | | | | | | | | |
| Classified Instructional Salaries | | 2100 | 4,092,136.00 | 5,309,868.00 | 1,851,301.11 | 5,349,324.00 | (39,456.00) | -0.7% |
| Classified Support Salaries | | 2200 | 4,680,732.00 | 4,718,833.00 | 2,647,395.38 | 4,728,733.00 | (9,900.00) | -0.2% |
| Classified Supervisors' and Administrators' Salaries | | 2300 | 863,861.00 | 893,443.00 | 545,859.09 | 912,443.00 | (19,000.00) | -2.1% |
| Clerical, Technical and Office Salaries | | 2400 | 3,712,746.00 | 4,120,306.00 | 2,253,360.25 | 4,128,376.00 | (8,070.00) | -0.2% |
| Other Classified Salaries | | 2900 | 1,035,055.00 | 1,082,816.00 | 605,978.97 | 1,085,978.00 | (3,162.00) | -0.3% |
| TOTAL, CLASSIFIED SALARIES | | | 14,384,530.00 | 16,125,266.00 | 7,903,894.80 | 16,204,854.00 | (79,588.00) | -0.5% |
| EMPLOYEE BENEFITS | | | | | | | | |
| STRS | | 3101-3102 | 7,740,599.00 | 8,428,366.00 | 4,336,569.18 | 8,460,895.00 | (32,529.00) | -0.4% |
| PERS | | 3201-3202 | 2,650,736.00 | 2,907,195.00 | 1,535,985.92 | 2,979,146.00 | (71,951.00) | -2.5% |
| OASDI/Medicare/Alternative | | 3301-3302 | 1,818,986.00 | 2,007,868.00 | 1,017,300.76 | 2,016,210.00 | (8,342.00) | -0.4% |
| Health and Welfare Benefits | | 3401-3402 | 10,270,381.00 | 11,062,942.00 | 5,917,192.34 | 11,125,023.00 | (62,081.00) | -0.6% |
| Unemployment Insurance | | 3501-3502 | 753,685.00 | 335,672.00 | 171,108.34 | 337,086.00 | (1,414.00) | -0.4% |
| Workers' Compensation | | 3601-3602 | 1,398,886.00 | 1,530,239.00 | 784,597.49 | 1,536,894.00 | (6,655.00) | -0.4% |
| OPEB, Allocated | | 3701-3702 | 633,487.00 | 683,293.00 | 383,074.19 | 693,834.00 | (10,541.00) | -1.5% |
| OPEB, Active Employees | | 3751-3752 | 0.00 | 0.00 | 0.00 | 0.00 | 0.00 | 0.0% |
| Other Employee Benefits | | 3901-3902 | 2,400.00 | 2,400.00 | 2,400.00 | 2,400.00 | 0.00 | 0.0% |
| TOTAL, EMPLOYEE BENEFITS | | | 25,269,160.00 | 26,957,975.00 | 14,148,228.22 | 27,151,488.00 | (193,513.00) | -0.7% |
| BOOKS AND SUPPLIES | | | | | | | | |
| Approved Textbooks and Core Curricula Materials | | 4100 | 981,965.00 | 1,065,898.00 | 44,223.53 | 1,065,898.00 | 0.00 | 0.0% |
| Books and Other Reference Materials | | 4200 | 66,500.00 | 141,764.00 | 152,378.06 | 161,024.00 | (19,260.00) | -13.6% |
| Materials and Supplies | | 4300 | 5,758,704.00 | 19,318,480.00 | 2,383,805.65 | 19,820,322.00 | (501,842.00) | -2.6% |
| Noncapitalized Equipment | | 4400 | 1,268,000.00 | 839,936.00 | 323,708.70 | 837,901.00 | 2,035.00 | 0.2% |
| Food | | 4700 | 0.00 | 0.00 | 0.00 | 0.00 | 0.00 | 0.0% |
| TOTAL, BOOKS AND SUPPLIES | | | 8,075,169.00 | 21,366,078.00 | 2,904,115.94 | 21,885,145.00 | (519,067.00) | -2.4% |
| SERVICES AND OTHER OPERATING EXPENDITURES | | | | | | | | |
| Subagreements for Services | | 5100 | 2,808,026.00 | 2,837,554.00 | 824,327.08 | 3,027,758.00 | (190,204.00) | -6.7% |
| Travel and Conferences | | 5200 | 94,277.00 | 152,230.00 | 47,085.24 | 159,771.00 | (7,541.00) | -5.0% |
| Dues and Memberships | | 5300 | 70,580.00 | 96,978.00 | 94,299.91 | 99,155.00 | (2,177.00) | -2.2% |
| Insurance | | 5400-5450 | 892,849.00 | 892,849.00 | 892,849.00 | 892,849.00 | 0.00 | 0.0% |
| Operations and Housekeeping Services | | 5500 | 1,315,000.00 | 1,320,000.00 | 720,220.27 | 1,320,000.00 | 0.00 | 0.0% |
| Rentals, Leases, Repairs, and Noncapitalized Improvements | | 5600 | 1,156,225.00 | 1,183,929.00 | 441,190.13 | 1,194,153.00 | (10,224.00) | -0.9% |
| Transfers of Direct Costs | | 5710 | 0.00 | 0.00 | 0.00 | 0.00 | 0.00 | 0.0% |
| Transfers of Direct Costs - Interfund | | 5750 | (1,000.00) | (1,000.00) | 114.82 | (1,000.00) | 0.00 | 0.0% |
| Professional/Consulting Services and Operating Expenditures | | 5800 | 3,972,331.00 | 9,976,765.00 | 2,898,286.71 | 10,063,605.00 | (86,840.00) | -0.9% |
| Communications | | 5900 | 308,300.00 | 312,400.00 | 165,813.42 | 312,772.00 | (372.00) | -0.1% |
| TOTAL, SERVICES AND OTHER OPERATING EXPENDITURES | | | 10,616,588.00 | 16,771,705.00 | 6,084,186.58 | 17,069,063.00 | (297,358.00) | -1.8% |

| Description | Resource Codes | Object Codes | Original Budget (A) | Board Approved Operating Budget (B) | Actuals To Date (C) | Projected Year Totals (D) | Difference (Col B & D) (E) | % Diff (E/B) (F) |
|---|----------------|--------------|-----------------------|-------------------------------------|----------------------|---------------------------|----------------------------|------------------|
| CAPITAL OUTLAY | | | | | | | | |
| Land | | 6100 | 0.00 | 0.00 | 0.00 | 0.00 | 0.00 | 0.0% |
| Land Improvements | | 6170 | 0.00 | 0.00 | 0.00 | 0.00 | 0.00 | 0.0% |
| Buildings and Improvements of Buildings | | 6200 | 0.00 | 3,934,500.00 | 976,533.41 | 3,934,500.00 | 0.00 | 0.0% |
| Books and Media for New School Libraries or Major Expansion of School Libraries | | 6300 | 0.00 | 0.00 | 0.00 | 0.00 | 0.00 | 0.0% |
| Equipment | | 6400 | 0.00 | 31,876.00 | 22,667.90 | 107,147.00 | (75,271.00) | -236.1% |
| Equipment Replacement | | 6500 | 0.00 | 0.00 | 0.00 | 0.00 | 0.00 | 0.0% |
| Lease Assets | | 6600 | 0.00 | 0.00 | 0.00 | 0.00 | 0.00 | 0.0% |
| TOTAL, CAPITAL OUTLAY | | | 0.00 | 3,966,376.00 | 999,201.31 | 4,041,647.00 | (75,271.00) | -1.9% |
| OTHER OUTGO (excluding Transfers of Indirect Costs) | | | | | | | | |
| Tuition | | | | | | | | |
| Tuition for Instruction Under Interdistrict Attendance Agreements | | 7110 | 0.00 | 0.00 | 0.00 | 0.00 | 0.00 | 0.0% |
| State Special Schools | | 7130 | 0.00 | 0.00 | 0.00 | 0.00 | 0.00 | 0.0% |
| Tuition, Excess Costs, and/or Deficit Payments | | | | | | | | |
| Payments to Districts or Charter Schools | | 7141 | 200,000.00 | 200,000.00 | 126,044.50 | 200,000.00 | 0.00 | 0.0% |
| Payments to County Offices | | 7142 | 2,080,000.00 | 2,285,000.00 | 505,124.00 | 2,285,000.00 | 0.00 | 0.0% |
| Payments to JPAs | | 7143 | 0.00 | 0.00 | 0.00 | 0.00 | 0.00 | 0.0% |
| Transfers of Pass-Through Revenues | | | | | | | | |
| To Districts or Charter Schools | | 7211 | 0.00 | 0.00 | 0.00 | 0.00 | 0.00 | 0.0% |
| To County Offices | | 7212 | 0.00 | 0.00 | 0.00 | 0.00 | 0.00 | 0.0% |
| To JPAs | | 7213 | 0.00 | 0.00 | 0.00 | 0.00 | 0.00 | 0.0% |
| Special Education SELPA Transfers of Apportionments | | | | | | | | |
| To Districts or Charter Schools | 6500 | 7221 | 0.00 | 0.00 | 0.00 | 0.00 | 0.00 | 0.0% |
| To County Offices | 6500 | 7222 | 0.00 | 0.00 | 0.00 | 0.00 | 0.00 | 0.0% |
| To JPAs | 6500 | 7223 | 0.00 | 0.00 | 0.00 | 0.00 | 0.00 | 0.0% |
| ROC/P Transfers of Apportionments | | | | | | | | |
| To Districts or Charter Schools | 6360 | 7221 | 0.00 | 0.00 | 0.00 | 0.00 | 0.00 | 0.0% |
| To County Offices | 6360 | 7222 | 0.00 | 0.00 | 0.00 | 0.00 | 0.00 | 0.0% |
| To JPAs | 6360 | 7223 | 0.00 | 0.00 | 0.00 | 0.00 | 0.00 | 0.0% |
| Other Transfers of Apportionments | All Other | 7221-7223 | 0.00 | 0.00 | 0.00 | 0.00 | 0.00 | 0.0% |
| All Other Transfers | | 7281-7283 | 0.00 | 0.00 | 0.00 | 0.00 | 0.00 | 0.0% |
| All Other Transfers Out to All Others | | 7299 | 0.00 | 0.00 | 0.00 | 0.00 | 0.00 | 0.0% |
| Debt Service | | | | | | | | |
| Debt Service - Interest | | 7438 | 0.00 | 0.00 | 0.00 | 0.00 | 0.00 | 0.0% |
| Other Debt Service - Principal | | 7439 | 0.00 | 0.00 | 0.00 | 0.00 | 0.00 | 0.0% |
| TOTAL, OTHER OUTGO (excluding Transfers of Indirect Costs) | | | 2,280,000.00 | 2,485,000.00 | 631,168.50 | 2,485,000.00 | 0.00 | 0.0% |
| OTHER OUTGO - TRANSFERS OF INDIRECT COSTS | | | | | | | | |
| Transfers of Indirect Costs | | 7310 | 0.00 | 0.00 | 0.00 | 0.00 | | |
| Transfers of Indirect Costs - Interfund | | 7350 | (163,952.00) | (180,940.00) | 0.00 | (180,940.00) | 0.00 | 0.0% |
| TOTAL, OTHER OUTGO - TRANSFERS OF INDIRECT COSTS | | | (163,952.00) | (180,940.00) | 0.00 | (180,940.00) | 0.00 | 0.0% |
| TOTAL, EXPENDITURES | | | 107,167,920.00 | 138,501,509.00 | 59,222,579.92 | 139,699,879.00 | (1,198,370.00) | -0.9% |

| Description | Resource Codes | Object Codes | Original Budget (A) | Board Approved Operating Budget (B) | Actuals To Date (C) | Projected Year Totals (D) | Difference (Col B & D) (E) | % Diff (E/B) (F) |
|---|----------------|--------------|---------------------|-------------------------------------|---------------------|---------------------------|----------------------------|------------------|
| INTERFUND TRANSFERS | | | | | | | | |
| INTERFUND TRANSFERS IN | | | | | | | | |
| From: Special Reserve Fund | | 8912 | 0.00 | 0.00 | 0.00 | 0.00 | 0.00 | 0.0% |
| From: Bond Interest and Redemption Fund | | 8914 | 0.00 | 0.00 | 0.00 | 0.00 | 0.00 | 0.0% |
| Other Authorized Interfund Transfers In | | 8919 | 0.00 | 0.00 | 0.00 | 0.00 | 0.00 | 0.0% |
| (a) TOTAL, INTERFUND TRANSFERS IN | | | 0.00 | 0.00 | 0.00 | 0.00 | 0.00 | 0.0% |
| INTERFUND TRANSFERS OUT | | | | | | | | |
| To: Child Development Fund | | 7611 | 0.00 | 0.00 | 0.00 | 0.00 | 0.00 | 0.0% |
| To: Special Reserve Fund | | 7612 | 0.00 | 0.00 | 0.00 | 0.00 | 0.00 | 0.0% |
| To: State School Building Fund/ County School Facilities Fund | | 7613 | 0.00 | 0.00 | 0.00 | 0.00 | 0.00 | 0.0% |
| To: Cafeteria Fund | | 7616 | 0.00 | 0.00 | 0.00 | 0.00 | 0.00 | 0.0% |
| Other Authorized Interfund Transfers Out | | 7619 | 0.00 | 0.00 | 0.00 | 0.00 | 0.00 | 0.0% |
| (b) TOTAL, INTERFUND TRANSFERS OUT | | | 0.00 | 0.00 | 0.00 | 0.00 | 0.00 | 0.0% |
| OTHER SOURCES/USES | | | | | | | | |
| SOURCES | | | | | | | | |
| State Apportionments Emergency Apportionments | | 8931 | 0.00 | 0.00 | 0.00 | 0.00 | 0.00 | 0.0% |
| Proceeds | | | | | | | | |
| Proceeds from Disposal of Capital Assets | | 8953 | 0.00 | 0.00 | 0.00 | 0.00 | 0.00 | 0.0% |
| Other Sources | | | | | | | | |
| Transfers from Funds of Lapsed/Reorganized LEAs | | 8965 | 0.00 | 0.00 | 0.00 | 0.00 | 0.00 | 0.0% |
| Long-Term Debt Proceeds Proceeds from Certificates of Participation | | 8971 | 0.00 | 0.00 | 0.00 | 0.00 | 0.00 | 0.0% |
| Proceeds from Leases | | 8972 | 0.00 | 0.00 | 0.00 | 0.00 | 0.00 | 0.0% |
| Proceeds from Lease Revenue Bonds | | 8973 | 0.00 | 0.00 | 0.00 | 0.00 | 0.00 | 0.0% |
| All Other Financing Sources | | 8979 | 0.00 | 0.00 | 0.00 | 0.00 | 0.00 | 0.0% |
| (c) TOTAL, SOURCES | | | 0.00 | 0.00 | 0.00 | 0.00 | 0.00 | 0.0% |
| USES | | | | | | | | |
| Transfers of Funds from Lapsed/Reorganized LEAs | | 7651 | 0.00 | 0.00 | 0.00 | 0.00 | 0.00 | 0.0% |
| All Other Financing Uses | | 7699 | 0.00 | 0.00 | 0.00 | 0.00 | 0.00 | 0.0% |
| (d) TOTAL, USES | | | 0.00 | 0.00 | 0.00 | 0.00 | 0.00 | 0.0% |
| CONTRIBUTIONS | | | | | | | | |
| Contributions from Unrestricted Revenues | | 8980 | 0.00 | 0.00 | 0.00 | 0.00 | | |
| Contributions from Restricted Revenues | | 8990 | 0.00 | 0.00 | 0.00 | 0.00 | | |
| (e) TOTAL, CONTRIBUTIONS | | | 0.00 | 0.00 | 0.00 | 0.00 | 0.00 | 0.0% |
| TOTAL, OTHER FINANCING SOURCES/USES (a - b + c - d + e) | | | 0.00 | 0.00 | 0.00 | 0.00 | 0.00 | 0.0% |

| <u>Resource</u> | <u>Description</u> | <u>2021-22 Projected Year Totals</u> |
|-----------------|---------------------------|--|
| | Total, Restricted Balance | <u>0.00</u> |

| Description | Resource Codes | Object Codes | Original Budget (A) | Board Approved Operating Budget (B) | Actuals To Date (C) | Projected Year Totals (D) | Difference (Col B & D) (E) | % Diff Column B & D (F) |
|---|----------------|-------------------------|------------------------|---|------------------------|---------------------------------|----------------------------------|----------------------------------|
| A. REVENUES | | | | | | | | |
| 1) LCFF Sources | | 8010-8099 | 0.00 | 0.00 | 0.00 | 0.00 | 0.00 | 0.0% |
| 2) Federal Revenue | | 8100-8299 | 5,400,000.00 | 6,000,000.00 | 1,496,340.66 | 6,000,000.00 | 0.00 | 0.0% |
| 3) Other State Revenue | | 8300-8599 | 430,000.00 | 430,000.00 | 454,355.04 | 745,856.00 | 315,856.00 | 73.5% |
| 4) Other Local Revenue | | 8600-8799 | 100,000.00 | 100,000.00 | 38,769.48 | 100,000.00 | 0.00 | 0.0% |
| 5) TOTAL REVENUES | | | 5,930,000.00 | 6,530,000.00 | 1,991,465.18 | 6,845,856.00 | | |
| B. EXPENDITURES | | | | | | | | |
| 1) Certificated Salaries | | 1000-1999 | 0.00 | 0.00 | 0.00 | 0.00 | 0.00 | 0.0% |
| 2) Classified Salaries | | 2000-2999 | 1,906,926.00 | 1,847,609.00 | 942,833.43 | 1,821,109.00 | 26,500.00 | 1.4% |
| 3) Employee Benefits | | 3000-3999 | 1,102,487.00 | 1,047,605.00 | 530,408.98 | 1,038,772.00 | 8,833.00 | 0.8% |
| 4) Books and Supplies | | 4000-4999 | 2,550,000.00 | 3,250,000.00 | 673,731.84 | 3,250,000.00 | 0.00 | 0.0% |
| 5) Services and Other Operating Expenditures | | 5000-5999 | 94,100.00 | 94,100.00 | 41,590.69 | 94,100.00 | 0.00 | 0.0% |
| 6) Capital Outlay | | 6000-6999 | 0.00 | 0.00 | 38,501.31 | 0.00 | 0.00 | 0.0% |
| 7) Other Outgo (excluding Transfers of Indirect Costs) | | 7100-7299, 7400-7499 | 0.00 | 0.00 | 0.00 | 0.00 | 0.00 | 0.0% |
| 8) Other Outgo - Transfers of Indirect Costs | | 7300-7399 | 163,952.00 | 180,940.00 | 0.00 | 180,940.00 | 0.00 | 0.0% |
| 9) TOTAL EXPENDITURES | | | 5,817,465.00 | 6,420,254.00 | 2,227,066.25 | 6,384,921.00 | | |
| C. EXCESS (DEFICIENCY) OF REVENUES OVER EXPENDITURES BEFORE OTHER FINANCING SOURCES AND USES (A5 - B9) | | | | | | | | |
| | | | 112,535.00 | 109,746.00 | (235,601.07) | 460,935.00 | | |
| D. OTHER FINANCING SOURCES/USES | | | | | | | | |
| 1) Interfund Transfers | | | | | | | | |
| a) Transfers In | | 8900-8929 | 0.00 | 0.00 | 0.00 | 0.00 | 0.00 | 0.0% |
| b) Transfers Out | | 7600-7629 | 0.00 | 0.00 | 0.00 | 0.00 | 0.00 | 0.0% |
| 2) Other Sources/Uses | | | | | | | | |
| a) Sources | | 8930-8979 | 0.00 | 0.00 | 0.00 | 0.00 | 0.00 | 0.0% |
| b) Uses | | 7630-7699 | 0.00 | 0.00 | 0.00 | 0.00 | 0.00 | 0.0% |
| 3) Contributions | | 8980-8999 | 0.00 | 0.00 | 0.00 | 0.00 | 0.00 | 0.0% |
| 4) TOTAL OTHER FINANCING SOURCES/USES | | | 0.00 | 0.00 | 0.00 | 0.00 | | |

| Description | Resource Codes | Object Codes | Original Budget (A) | Board Approved Operating Budget (B) | Actuals To Date (C) | Projected Year Totals (D) | Difference (Col B & D) (E) | % Diff Column B & D (F) |
|--|----------------|--------------|------------------------|---|------------------------|---------------------------------|----------------------------------|----------------------------------|
| E. NET INCREASE (DECREASE) IN FUND BALANCE (C + D4) | | | 112,535.00 | 109,746.00 | (235,601.07) | 460,935.00 | | |
| F. FUND BALANCE, RESERVES | | | | | | | | |
| 1) Beginning Fund Balance | | | | | | | | |
| a) As of July 1 - Unaudited | | 9791 | 727,939.00 | 1,114,388.00 | | 1,114,388.00 | 0.00 | 0.0% |
| b) Audit Adjustments | | 9793 | 0.00 | 0.00 | | 0.00 | 0.00 | 0.0% |
| c) As of July 1 - Audited (F1a + F1b) | | | 727,939.00 | 1,114,388.00 | | 1,114,388.00 | | |
| d) Other Restatements | | 9795 | 0.00 | 0.00 | | 0.00 | 0.00 | 0.0% |
| e) Adjusted Beginning Balance (F1c + F1d) | | | 727,939.00 | 1,114,388.00 | | 1,114,388.00 | | |
| 2) Ending Balance, June 30 (E + F1e) | | | 840,474.00 | 1,224,134.00 | | 1,575,323.00 | | |
| Components of Ending Fund Balance | | | | | | | | |
| a) Nonspendable | | | | | | | | |
| Revolving Cash | | 9711 | 0.00 | 0.00 | | 0.00 | | |
| Stores | | 9712 | 23,000.00 | 23,000.00 | | 23,000.00 | | |
| Prepaid Items | | 9713 | 0.00 | 0.00 | | 0.00 | | |
| All Others | | 9719 | 0.00 | 0.00 | | 0.00 | | |
| b) Restricted | | | 817,474.00 | 1,201,134.00 | | 1,552,323.00 | | |
| c) Committed | | | | | | | | |
| Stabilization Arrangements | | 9750 | 0.00 | 0.00 | | 0.00 | | |
| Other Commitments | | 9760 | 0.00 | 0.00 | | 0.00 | | |
| d) Assigned | | | | | | | | |
| Other Assignments | | 9780 | 0.00 | 0.00 | | 0.00 | | |
| e) Unassigned/Unappropriated | | | | | | | | |
| Reserve for Economic Uncertainties | | 9789 | 0.00 | 0.00 | | 0.00 | | |
| Unassigned/Unappropriated Amount | | | 0.00 | 0.00 | | 0.00 | | |

| Description | Resource Codes | Object Codes | Original Budget (A) | Board Approved Operating Budget (B) | Actuals To Date (C) | Projected Year Totals (D) | Difference (Col B & D) (E) | % Diff Column B & D (F) |
|--|----------------|--------------|------------------------|---|------------------------|---------------------------------|----------------------------------|----------------------------------|
| FEDERAL REVENUE | | | | | | | | |
| Child Nutrition Programs | | 8220 | 5,400,000.00 | 6,000,000.00 | 1,498,340.66 | 6,000,000.00 | 0.00 | 0.0% |
| Donated Food Commodities | | 8221 | 0.00 | 0.00 | 0.00 | 0.00 | 0.00 | 0.0% |
| All Other Federal Revenue | | 8290 | 0.00 | 0.00 | 0.00 | 0.00 | 0.00 | 0.0% |
| TOTAL, FEDERAL REVENUE | | | 5,400,000.00 | 6,000,000.00 | 1,498,340.66 | 6,000,000.00 | 0.00 | 0.0% |
| OTHER STATE REVENUE | | | | | | | | |
| Child Nutrition Programs | | 8520 | 430,000.00 | 430,000.00 | 454,355.04 | 745,856.00 | 315,856.00 | 73.5% |
| All Other State Revenue | | 8590 | 0.00 | 0.00 | 0.00 | 0.00 | 0.00 | 0.0% |
| TOTAL, OTHER STATE REVENUE | | | 430,000.00 | 430,000.00 | 454,355.04 | 745,856.00 | 315,856.00 | 73.5% |
| OTHER LOCAL REVENUE | | | | | | | | |
| Sales | | | | | | | | |
| Sale of Equipment/Supplies | | 8631 | 0.00 | 0.00 | 3,037.84 | 0.00 | 0.00 | 0.0% |
| Food Service Sales | | 8634 | 95,000.00 | 95,000.00 | 28,441.03 | 95,000.00 | 0.00 | 0.0% |
| Leases and Rentals | | 8650 | 0.00 | 0.00 | 0.00 | 0.00 | 0.00 | 0.0% |
| Interest | | 8660 | 5,000.00 | 5,000.00 | 863.27 | 5,000.00 | 0.00 | 0.0% |
| Net Increase (Decrease) in the Fair Value of Investments | | 8662 | 0.00 | 0.00 | 0.00 | 0.00 | 0.00 | 0.0% |
| Fees and Contracts | | | | | | | | |
| Interagency Services | | 8677 | 0.00 | 0.00 | 0.00 | 0.00 | 0.00 | 0.0% |
| Other Local Revenue | | | | | | | | |
| All Other Local Revenue | | 8699 | 0.00 | 0.00 | 6,427.34 | 0.00 | 0.00 | 0.0% |
| TOTAL, OTHER LOCAL REVENUE | | | 100,000.00 | 100,000.00 | 38,769.48 | 100,000.00 | 0.00 | 0.0% |
| TOTAL, REVENUES | | | 5,930,000.00 | 6,530,000.00 | 1,991,465.18 | 6,845,856.00 | | |

| Description | Resource Codes | Object Codes | Original Budget (A) | Board Approved Operating Budget (B) | Actuals To Date (C) | Projected Year Totals (D) | Difference (Col B & D) (E) | % Diff Column B & D (F) |
|--|----------------|--------------|------------------------|---|------------------------|---------------------------------|----------------------------------|----------------------------------|
| CERTIFICATED SALARIES | | | | | | | | |
| Certificated Supervisors' and Administrators' Salaries | | 1300 | 0.00 | 0.00 | 0.00 | 0.00 | 0.00 | 0.0% |
| Other Certificated Salaries | | 1900 | 0.00 | 0.00 | 0.00 | 0.00 | 0.00 | 0.0% |
| TOTAL, CERTIFICATED SALARIES | | | 0.00 | 0.00 | 0.00 | 0.00 | 0.00 | 0.0% |
| CLASSIFIED SALARIES | | | | | | | | |
| Classified Support Salaries | | 2200 | 1,635,050.00 | 1,570,335.00 | 775,634.41 | 1,543,835.00 | 26,500.00 | 1.7% |
| Classified Supervisors' and Administrators' Salaries | | 2300 | 187,901.00 | 193,299.00 | 111,924.39 | 193,299.00 | 0.00 | 0.0% |
| Clerical, Technical and Office Salaries | | 2400 | 83,975.00 | 83,975.00 | 55,274.63 | 83,975.00 | 0.00 | 0.0% |
| Other Classified Salaries | | 2900 | 0.00 | 0.00 | 0.00 | 0.00 | 0.00 | 0.0% |
| TOTAL, CLASSIFIED SALARIES | | | 1,906,926.00 | 1,847,609.00 | 942,833.43 | 1,821,109.00 | 26,500.00 | 1.4% |
| EMPLOYEE BENEFITS | | | | | | | | |
| STRS | | 3101-3102 | 0.00 | 0.00 | 0.00 | 0.00 | 0.00 | 0.0% |
| PERS | | 3201-3202 | 398,938.00 | 390,179.00 | 193,366.25 | 384,108.00 | 6,071.00 | 1.6% |
| OASDI/Medicare/Alternative | | 3301-3302 | 145,704.00 | 141,170.00 | 71,740.67 | 139,142.00 | 2,028.00 | 1.4% |
| Health and Welfare Benefits | | 3401-3402 | 470,812.00 | 445,484.00 | 228,204.86 | 445,484.00 | 0.00 | 0.0% |
| Unemployment Insurance | | 3501-3502 | 23,434.00 | 9,234.00 | 4,722.06 | 9,101.00 | 133.00 | 1.4% |
| Workers' Compensation | | 3601-3602 | 43,292.00 | 41,948.00 | 21,683.37 | 41,347.00 | 601.00 | 1.4% |
| OPEB, Allocated | | 3701-3702 | 20,309.00 | 19,590.00 | 10,691.77 | 19,590.00 | 0.00 | 0.0% |
| OPEB, Active Employees | | 3751-3752 | 0.00 | 0.00 | 0.00 | 0.00 | 0.00 | 0.0% |
| Other Employee Benefits | | 3901-3902 | 0.00 | 0.00 | 0.00 | 0.00 | 0.00 | 0.0% |
| TOTAL, EMPLOYEE BENEFITS | | | 1,102,487.00 | 1,047,605.00 | 530,408.98 | 1,038,772.00 | 8,833.00 | 0.8% |
| BOOKS AND SUPPLIES | | | | | | | | |
| Books and Other Reference Materials | | 4200 | 0.00 | 0.00 | 0.00 | 0.00 | 0.00 | 0.0% |
| Materials and Supplies | | 4300 | 100,000.00 | 200,000.00 | 15,048.79 | 200,000.00 | 0.00 | 0.0% |
| Noncapitalized Equipment | | 4400 | 50,000.00 | 50,000.00 | 45,959.95 | 50,000.00 | 0.00 | 0.0% |
| Food | | 4700 | 2,400,000.00 | 3,000,000.00 | 612,723.10 | 3,000,000.00 | 0.00 | 0.0% |
| TOTAL, BOOKS AND SUPPLIES | | | 2,550,000.00 | 3,250,000.00 | 673,731.84 | 3,250,000.00 | 0.00 | 0.0% |

| Description | Resource Codes | Object Codes | Original Budget (A) | Board Approved Operating Budget (B) | Actuals To Date (C) | Projected Year Totals (D) | Difference (Col B & D) (E) | % Diff Column B & D (F) |
|---|----------------|--------------|------------------------|---|------------------------|---------------------------------|----------------------------------|----------------------------------|
| SERVICES AND OTHER OPERATING EXPENDITURES | | | | | | | | |
| Subagreements for Services | | 5100 | 0.00 | 0.00 | 0.00 | 0.00 | 0.00 | 0.0% |
| Travel and Conferences | | 5200 | 5,000.00 | 5,000.00 | 2,847.82 | 5,000.00 | 0.00 | 0.0% |
| Dues and Memberships | | 5300 | 1,800.00 | 1,600.00 | 1,307.55 | 1,800.00 | 0.00 | 0.0% |
| Insurance | | 5400-5450 | 0.00 | 0.00 | 0.00 | 0.00 | 0.00 | 0.0% |
| Operations and Housekeeping Services | | 5500 | 0.00 | 0.00 | 0.00 | 0.00 | 0.00 | 0.0% |
| Rentals, Leases, Repairs, and Noncapitalized Improvements | | 5800 | 35,000.00 | 35,000.00 | 11,841.14 | 35,000.00 | 0.00 | 0.0% |
| Transfers of Direct Costs | | 5710 | 0.00 | 0.00 | 0.00 | 0.00 | 0.00 | 0.0% |
| Transfers of Direct Costs - Interfund | | 5750 | 1,000.00 | 1,000.00 | (114.82) | 1,000.00 | 0.00 | 0.0% |
| Professional/Consulting Services and Operating Expenditures | | 5800 | 50,000.00 | 50,000.00 | 25,709.20 | 50,000.00 | 0.00 | 0.0% |
| Communications | | 5900 | 1,500.00 | 1,500.00 | 0.00 | 1,500.00 | 0.00 | 0.0% |
| TOTAL, SERVICES AND OTHER OPERATING EXPENDITURES | | | 94,100.00 | 94,100.00 | 41,580.69 | 94,100.00 | 0.00 | 0.0% |
| CAPITAL OUTLAY | | | | | | | | |
| Buildings and Improvements of Buildings | | 6200 | 0.00 | 0.00 | 0.00 | 0.00 | 0.00 | 0.0% |
| Equipment | | 6400 | 0.00 | 0.00 | 38,501.31 | 0.00 | 0.00 | 0.0% |
| Equipment Replacement | | 6500 | 0.00 | 0.00 | 0.00 | 0.00 | 0.00 | 0.0% |
| Lease Assets | | 6800 | 0.00 | 0.00 | 0.00 | 0.00 | 0.00 | 0.0% |
| TOTAL, CAPITAL OUTLAY | | | 0.00 | 0.00 | 38,501.31 | 0.00 | 0.00 | 0.0% |
| OTHER OUTGO (excluding Transfers of Indirect Costs) | | | | | | | | |
| Debt Service | | | | | | | | |
| Debt Service - Interest | | 7438 | 0.00 | 0.00 | 0.00 | 0.00 | 0.00 | 0.0% |
| Other Debt Service - Principal | | 7439 | 0.00 | 0.00 | 0.00 | 0.00 | 0.00 | 0.0% |
| TOTAL, OTHER OUTGO (excluding Transfers of Indirect Costs) | | | 0.00 | 0.00 | 0.00 | 0.00 | 0.00 | 0.0% |
| OTHER OUTGO - TRANSFERS OF INDIRECT COSTS | | | | | | | | |
| Transfers of Indirect Costs - Interfund | | 7350 | 183,952.00 | 180,940.00 | 0.00 | 180,940.00 | 0.00 | 0.0% |
| TOTAL, OTHER OUTGO - TRANSFERS OF INDIRECT COSTS | | | 183,952.00 | 180,940.00 | 0.00 | 180,940.00 | 0.00 | 0.0% |
| TOTAL, EXPENDITURES | | | 5,817,485.00 | 6,420,254.00 | 2,227,068.25 | 6,384,921.00 | | |

| Description | Resource Codes | Object Codes | Original Budget (A) | Board Approved Operating Budget (B) | Actuals To Date (C) | Projected Year Totals (D) | Difference (Col B & D) (E) | % Diff Column B & D (F) |
|--|----------------|--------------|------------------------|---|------------------------|---------------------------------|----------------------------------|----------------------------------|
| INTERFUND TRANSFERS | | | | | | | | |
| INTERFUND TRANSFERS IN | | | | | | | | |
| From: General Fund | | 8916 | 0.00 | 0.00 | 0.00 | 0.00 | 0.00 | 0.0% |
| Other Authorized Interfund Transfers In | | 8919 | 0.00 | 0.00 | 0.00 | 0.00 | 0.00 | 0.0% |
| (a) TOTAL, INTERFUND TRANSFERS IN | | | 0.00 | 0.00 | 0.00 | 0.00 | 0.00 | 0.0% |
| INTERFUND TRANSFERS OUT | | | | | | | | |
| Other Authorized Interfund Transfers Out | | 7619 | 0.00 | 0.00 | 0.00 | 0.00 | 0.00 | 0.0% |
| (b) TOTAL, INTERFUND TRANSFERS OUT | | | 0.00 | 0.00 | 0.00 | 0.00 | 0.00 | 0.0% |
| OTHER SOURCES/USES | | | | | | | | |
| SOURCES | | | | | | | | |
| Other Sources | | | | | | | | |
| Transfers from Funds of Lapsed/Reorganized LEAs | | 8985 | 0.00 | 0.00 | 0.00 | 0.00 | 0.00 | 0.0% |
| Long-Term Debt Proceeds | | | | | | | | |
| Proceeds from Leases | | 8972 | 0.00 | 0.00 | 0.00 | 0.00 | 0.00 | 0.0% |
| All Other Financing Sources | | 8979 | 0.00 | 0.00 | 0.00 | 0.00 | 0.00 | 0.0% |
| (c) TOTAL, SOURCES | | | 0.00 | 0.00 | 0.00 | 0.00 | 0.00 | 0.0% |
| USES | | | | | | | | |
| Transfers of Funds from Lapsed/Reorganized LEAs | | 7651 | 0.00 | 0.00 | 0.00 | 0.00 | 0.00 | 0.0% |
| All Other Financing Uses | | 7699 | 0.00 | 0.00 | 0.00 | 0.00 | 0.00 | 0.0% |
| (d) TOTAL, USES | | | 0.00 | 0.00 | 0.00 | 0.00 | 0.00 | 0.0% |
| CONTRIBUTIONS | | | | | | | | |
| Contributions from Unrestricted Revenues | | 8980 | 0.00 | 0.00 | 0.00 | 0.00 | 0.00 | 0.0% |
| Contributions from Restricted Revenues | | 8990 | 0.00 | 0.00 | 0.00 | 0.00 | 0.00 | 0.0% |
| (e) TOTAL, CONTRIBUTIONS | | | 0.00 | 0.00 | 0.00 | 0.00 | 0.00 | 0.0% |
| TOTAL, OTHER FINANCING SOURCES/USES (a - b + c - d + e) | | | 0.00 | 0.00 | 0.00 | 0.00 | | |

| Resource | Description | 2021/22 Projected Year Totals |
|----------------------------------|--|--|
| 5310 | Child Nutrition: School Programs (e.g., School Lunch, School | 906,257.00 |
| 7027 | Child Nutrition: COVID State Supplemental Meal Reimbuser | 646,066.00 |
| Total, Restricted Balance | | 1,552,323.00 |

| Description | Resource Codes | Object Codes | Original Budget (A) | Board Approved Operating Budget (B) | Actuals To Date (C) | Projected Year Totals (D) | Difference (Col B & D) (E) | % Diff Column B & D (F) |
|---|----------------|-------------------------|------------------------|---|------------------------|---------------------------------|----------------------------------|----------------------------------|
| A. REVENUES | | | | | | | | |
| 1) LCFF Sources: | | 8010-8099 | 0.00 | 0.00 | 0.00 | 0.00 | 0.00 | 0.0% |
| 2) Federal Revenue | | 8100-8299 | 0.00 | 0.00 | 0.00 | 0.00 | 0.00 | 0.0% |
| 3) Other State Revenue | | 8300-8599 | 0.00 | 0.00 | 0.00 | 0.00 | 0.00 | 0.0% |
| 4) Other Local Revenue | | 8600-8799 | 100,000.00 | 100,000.00 | 29,716.00 | 100,000.00 | 0.00 | 0.0% |
| 5) TOTAL, REVENUES | | | 100,000.00 | 100,000.00 | 29,716.00 | 100,000.00 | | |
| B. EXPENDITURES | | | | | | | | |
| 1) Certificated Salaries | | 1000-1999 | 0.00 | 0.00 | 0.00 | 0.00 | 0.00 | 0.0% |
| 2) Classified Salaries | | 2000-2999 | 0.00 | 0.00 | 0.00 | 0.00 | 0.00 | 0.0% |
| 3) Employee Benefits | | 3000-3999 | 0.00 | 0.00 | 0.00 | 0.00 | 0.00 | 0.0% |
| 4) Books and Supplies | | 4000-4999 | 0.00 | 0.00 | 0.00 | 0.00 | 0.00 | 0.0% |
| 5) Services and Other Operating Expenditures | | 5000-5999 | 0.00 | 253,653.00 | 148,568.78 | 253,653.00 | 0.00 | 0.0% |
| 6) Capital Outlay | | 6000-6999 | 12,812,517.00 | 10,788,849.00 | 3,205,161.85 | 11,078,849.00 | (290,000.00) | -2.7% |
| 7) Other Outgo (excluding Transfers of Indirect Costs) | | 7100-7299, 7400-7499 | 0.00 | 0.00 | 0.00 | 0.00 | 0.00 | 0.0% |
| 8) Other Outgo - Transfers of Indirect Costs | | 7300-7399 | 0.00 | 0.00 | 0.00 | 0.00 | 0.00 | 0.0% |
| 9) TOTAL, EXPENDITURES | | | 12,812,517.00 | 11,042,502.00 | 3,353,730.63 | 11,332,502.00 | | |
| C. EXCESS (DEFICIENCY) OF REVENUES OVER EXPENDITURES BEFORE OTHER FINANCING SOURCES AND USES (A5 - B9) | | | | | | | | |
| | | | (12,712,517.00) | (10,942,502.00) | (3,324,014.63) | (11,232,502.00) | | |
| D. OTHER FINANCING SOURCES/USES | | | | | | | | |
| 1) Interfund Transfers | | | | | | | | |
| a) Transfers In | | 8900-8929 | 0.00 | 0.00 | 0.00 | 0.00 | 0.00 | 0.0% |
| b) Transfers Out | | 7600-7629 | 0.00 | 0.00 | 0.00 | 0.00 | 0.00 | 0.0% |
| 2) Other Sources/Uses | | | | | | | | |
| a) Sources | | 8930-8979 | 0.00 | 0.00 | 0.00 | 0.00 | 0.00 | 0.0% |
| b) Uses | | 7630-7699 | 0.00 | 0.00 | 0.00 | 0.00 | 0.00 | 0.0% |
| 3) Contributions | | 8980-8999 | 0.00 | 0.00 | 0.00 | 0.00 | 0.00 | 0.0% |
| 4) TOTAL, OTHER FINANCING SOURCES/USES | | | 0.00 | 0.00 | 0.00 | 0.00 | | |

2021-22 Second Interim
Building Fund
Revenues, Expenditures, and Changes in Fund Balance

| Description | Resource Codes | Object Codes | Original Budget (A) | Board Approved Operating Budget (B) | Actuals To Date (C) | Projected Year Totals (D) | Difference (Col B & D) (E) | % Diff Column B & D (F) |
|--|----------------|--------------|---------------------|-------------------------------------|---------------------|---------------------------|----------------------------|-------------------------|
| E. NET INCREASE (DECREASE) IN FUND BALANCE (C + D4) | | | (12,712,517.00) | (10,942,502.00) | (3,324,014.68) | (11,232,502.00) | | |
| F. FUND BALANCE, RESERVES | | | | | | | | |
| 1) Beginning Fund Balance | | | | | | | | |
| a) As of July 1 - Unaudited | | 9791 | 17,540,112.00 | 24,306,825.00 | | 24,306,825.00 | 0.00 | 0.0% |
| b) Audit Adjustments | | 9793 | 0.00 | 0.00 | | 0.00 | 0.00 | 0.0% |
| c) As of July 1 - Audited (F1a + F1b) | | | 17,540,112.00 | 24,306,825.00 | | 24,306,825.00 | | |
| d) Other Restatements | | 9795 | 0.00 | 0.00 | | 0.00 | 0.00 | 0.0% |
| e) Adjusted Beginning Balance (F1c + F1d) | | | 17,540,112.00 | 24,306,825.00 | | 24,306,825.00 | | |
| 2) Ending Balance, June 30 (E + F1e) | | | 4,827,595.00 | 13,364,323.00 | | 13,074,323.00 | | |
| Components of Ending Fund Balance | | | | | | | | |
| a) Nonspendable | | | | | | | | |
| Revolving Cash | | 9711 | 0.00 | 0.00 | | 0.00 | | |
| Stores | | 9712 | 0.00 | 0.00 | | 0.00 | | |
| Prepaid Items | | 9713 | 0.00 | 0.00 | | 0.00 | | |
| All Others | | 9719 | 0.00 | 0.00 | | 0.00 | | |
| b) Legally Restricted Balance | | | | | | | | |
| c) Committed | | | | | | | | |
| Stabilization Arrangements | | 9750 | 0.00 | 0.00 | | 0.00 | | |
| Other Commitments | | 9780 | 0.00 | 0.00 | | 0.00 | | |
| d) Assigned | | | | | | | | |
| Other Assignments | | 9780 | 4,827,595.00 | 13,364,323.00 | | 13,074,323.00 | | |
| e) Unassigned/Unappropriated | | | | | | | | |
| Reserve for Economic Uncertainties | | 9789 | 0.00 | 0.00 | | 0.00 | | |
| Unassigned/Unappropriated Amount | | | 0.00 | 0.00 | | 0.00 | | |

| Description | Resource Codes | Object Codes | Original Budget (A) | Board Approved Operating Budget (B) | Actuals To Date (C) | Projected Year Totals (D) | Difference (Col B & D) (E) | % Diff Column B & D (F) |
|--|----------------|--------------|---------------------|-------------------------------------|---------------------|---------------------------|----------------------------|-------------------------|
| FEDERAL REVENUE | | | | | | | | |
| FEMA | | 8281 | 0.00 | 0.00 | 0.00 | 0.00 | 0.00 | 0.0% |
| All Other Federal Revenue | | 8290 | 0.00 | 0.00 | 0.00 | 0.00 | 0.00 | 0.0% |
| TOTAL, FEDERAL REVENUE | | | 0.00 | 0.00 | 0.00 | 0.00 | 0.00 | 0.0% |
| OTHER STATE REVENUE | | | | | | | | |
| Tax Relief Subventions Restricted Levies - Other | | | | | | | | |
| Homeowners' Exemptions | | 8575 | 0.00 | 0.00 | 0.00 | 0.00 | 0.00 | 0.0% |
| Other Subventions/In-Lieu Taxes | | 8576 | 0.00 | 0.00 | 0.00 | 0.00 | 0.00 | 0.0% |
| All Other State Revenue | | 8590 | 0.00 | 0.00 | 0.00 | 0.00 | 0.00 | 0.0% |
| TOTAL, OTHER STATE REVENUE | | | 0.00 | 0.00 | 0.00 | 0.00 | 0.00 | 0.0% |
| OTHER LOCAL REVENUE | | | | | | | | |
| County and District Taxes | | | | | | | | |
| Other Restricted Levies Secured Roll | | | | | | | | |
| | | 8615 | 0.00 | 0.00 | 0.00 | 0.00 | 0.00 | 0.0% |
| Unsecured Roll | | | | | | | | |
| | | 8616 | 0.00 | 0.00 | 0.00 | 0.00 | 0.00 | 0.0% |
| Prior Years' Taxes | | | | | | | | |
| | | 8617 | 0.00 | 0.00 | 0.00 | 0.00 | 0.00 | 0.0% |
| Supplemental Taxes | | | | | | | | |
| | | 8618 | 0.00 | 0.00 | 0.00 | 0.00 | 0.00 | 0.0% |
| Non-Ad Valorem Taxes Parcel Taxes | | | | | | | | |
| | | 8621 | 0.00 | 0.00 | 0.00 | 0.00 | 0.00 | 0.0% |
| Other | | | | | | | | |
| | | 8622 | 0.00 | 0.00 | 0.00 | 0.00 | 0.00 | 0.0% |
| Community Redevelopment Funds Not Subject to LCFF Deduction | | | | | | | | |
| | | 8625 | 0.00 | 0.00 | 0.00 | 0.00 | 0.00 | 0.0% |
| Penalties and Interest from Delinquent Non-LCFF Taxes | | | | | | | | |
| | | 8629 | 0.00 | 0.00 | 0.00 | 0.00 | 0.00 | 0.0% |
| Sales | | | | | | | | |
| Sale of Equipment/Supplies | | | | | | | | |
| | | 8631 | 0.00 | 0.00 | 0.00 | 0.00 | 0.00 | 0.0% |
| Leases and Rentals | | | | | | | | |
| | | 8650 | 0.00 | 0.00 | 0.00 | 0.00 | 0.00 | 0.0% |
| Interest | | | | | | | | |
| | | 8660 | 100,000.00 | 100,000.00 | 29,716.00 | 100,000.00 | 0.00 | 0.0% |
| Net Increase (Decrease) in the Fair Value of Investments | | | | | | | | |
| | | 8662 | 0.00 | 0.00 | 0.00 | 0.00 | 0.00 | 0.0% |
| Other Local Revenue | | | | | | | | |
| All Other Local Revenue | | | | | | | | |
| | | 8699 | 0.00 | 0.00 | 0.00 | 0.00 | 0.00 | 0.0% |
| All Other Transfers In from All Others | | | | | | | | |
| | | 8799 | 0.00 | 0.00 | 0.00 | 0.00 | 0.00 | 0.0% |
| TOTAL, OTHER LOCAL REVENUE | | | 100,000.00 | 100,000.00 | 29,716.00 | 100,000.00 | 0.00 | 0.0% |
| TOTAL REVENUES | | | 100,000.00 | 100,000.00 | 29,716.00 | 100,000.00 | | |

| Description | Resource Codes | Object Codes | Original Budget (A) | Board Approved Operating Budget (B) | Actuals To Date (C) | Projected Year Totals (D) | Difference (Col B & D) (E) | % Diff Column B & D (F) |
|---|----------------|--------------|------------------------|---|------------------------|---------------------------------|----------------------------------|----------------------------------|
| CLASSIFIED SALARIES | | | | | | | | |
| Classified Support Salaries | | 2200 | 0.00 | 0.00 | 0.00 | 0.00 | 0.00 | 0.0% |
| Classified Supervisors' and Administrators' Salaries | | 2300 | 0.00 | 0.00 | 0.00 | 0.00 | 0.00 | 0.0% |
| Clerical, Technical and Office Salaries | | 2400 | 0.00 | 0.00 | 0.00 | 0.00 | 0.00 | 0.0% |
| Other Classified Salaries | | 2900 | 0.00 | 0.00 | 0.00 | 0.00 | 0.00 | 0.0% |
| TOTAL, CLASSIFIED SALARIES | | | 0.00 | 0.00 | 0.00 | 0.00 | 0.00 | 0.0% |
| EMPLOYEE BENEFITS | | | | | | | | |
| STRS | | 3101-3102 | 0.00 | 0.00 | 0.00 | 0.00 | 0.00 | 0.0% |
| PERS | | 3201-3202 | 0.00 | 0.00 | 0.00 | 0.00 | 0.00 | 0.0% |
| OASDI/Medicare/Alternative | | 3301-3302 | 0.00 | 0.00 | 0.00 | 0.00 | 0.00 | 0.0% |
| Health and Welfare Benefits | | 3401-3402 | 0.00 | 0.00 | 0.00 | 0.00 | 0.00 | 0.0% |
| Unemployment Insurance | | 3501-3502 | 0.00 | 0.00 | 0.00 | 0.00 | 0.00 | 0.0% |
| Workers' Compensation | | 3601-3602 | 0.00 | 0.00 | 0.00 | 0.00 | 0.00 | 0.0% |
| OPEB, Allocated | | 3701-3702 | 0.00 | 0.00 | 0.00 | 0.00 | 0.00 | 0.0% |
| OPEB, Active Employees | | 3751-3752 | 0.00 | 0.00 | 0.00 | 0.00 | 0.00 | 0.0% |
| Other Employee Benefits | | 3901-3902 | 0.00 | 0.00 | 0.00 | 0.00 | 0.00 | 0.0% |
| TOTAL, EMPLOYEE BENEFITS | | | 0.00 | 0.00 | 0.00 | 0.00 | 0.00 | 0.0% |
| BOOKS AND SUPPLIES | | | | | | | | |
| Books and Other Reference Materials | | 4200 | 0.00 | 0.00 | 0.00 | 0.00 | 0.00 | 0.0% |
| Materials and Supplies | | 4300 | 0.00 | 0.00 | 0.00 | 0.00 | 0.00 | 0.0% |
| Noncapitalized Equipment | | 4400 | 0.00 | 0.00 | 0.00 | 0.00 | 0.00 | 0.0% |
| TOTAL, BOOKS AND SUPPLIES | | | 0.00 | 0.00 | 0.00 | 0.00 | 0.00 | 0.0% |
| SERVICES AND OTHER OPERATING EXPENDITURES | | | | | | | | |
| Subagreements for Services | | 5100 | 0.00 | 0.00 | 0.00 | 0.00 | 0.00 | 0.0% |
| Travel and Conferences | | 5200 | 0.00 | 0.00 | 0.00 | 0.00 | 0.00 | 0.0% |
| Insurance | | 5400-5450 | 0.00 | 0.00 | 0.00 | 0.00 | 0.00 | 0.0% |
| Operations and Housekeeping Services | | 5500 | 0.00 | 0.00 | 0.00 | 0.00 | 0.00 | 0.0% |
| Rentals, Leases, Repairs, and Noncapitalized Improvements | | 5600 | 0.00 | 0.00 | 0.00 | 0.00 | 0.00 | 0.0% |
| Transfers of Direct Costs | | 5710 | 0.00 | 0.00 | 0.00 | 0.00 | 0.00 | 0.0% |
| Transfers of Direct Costs - Interfund | | 5750 | 0.00 | 0.00 | 0.00 | 0.00 | 0.00 | 0.0% |
| Professional/Consulting Services and Operating Expenditures | | 5800 | 0.00 | 253,653.00 | 148,568.78 | 253,653.00 | 0.00 | 0.0% |
| Communications | | 5900 | 0.00 | 0.00 | 0.00 | 0.00 | 0.00 | 0.0% |
| TOTAL, SERVICES AND OTHER OPERATING EXPENDITURES | | | 0.00 | 253,653.00 | 148,568.78 | 253,653.00 | 0.00 | 0.0% |

| Description | Resource Codes | Object Codes | Original Budget (A) | Board Approved Operating Budget (B) | Actuals To Date (C) | Projected Year Totals (D) | Difference (Col B & D) (E) | % Diff Column B & D (F) |
|--|----------------|--------------|------------------------|---|------------------------|---------------------------------|----------------------------------|----------------------------------|
| CAPITAL OUTLAY | | | | | | | | |
| Land | | 6100 | 0.00 | 0.00 | 0.00 | 0.00 | 0.00 | 0.0% |
| Land Improvements | | 6170 | 0.00 | 0.00 | 0.00 | 0.00 | 0.00 | 0.0% |
| Buildings and Improvements of Buildings | | 6200 | 12,812,517.00 | 10,788,849.00 | 3,205,161.85 | 11,078,849.00 | (290,000.00) | -2.7% |
| Books and Media for New School Libraries or Major Expansion of School Libraries | | 6300 | 0.00 | 0.00 | 0.00 | 0.00 | 0.00 | 0.0% |
| Equipment | | 6400 | 0.00 | 0.00 | 0.00 | 0.00 | 0.00 | 0.0% |
| Equipment Replacement | | 6500 | 0.00 | 0.00 | 0.00 | 0.00 | 0.00 | 0.0% |
| Lease Assets | | 6600 | 0.00 | 0.00 | 0.00 | 0.00 | 0.00 | 0.0% |
| TOTAL, CAPITAL OUTLAY | | | 12,812,517.00 | 10,788,849.00 | 3,205,161.85 | 11,078,849.00 | (290,000.00) | -2.7% |
| OTHER OUTGO (excluding Transfers of Indirect Costs) | | | | | | | | |
| Other Transfers Out | | | | | | | | |
| All Other Transfers Out to All Others | | 7299 | 0.00 | 0.00 | 0.00 | 0.00 | 0.00 | 0.0% |
| Debt Service | | | | | | | | |
| Repayment of State School Building Fund Aid - Proceeds from Bonds | | 7435 | 0.00 | 0.00 | 0.00 | 0.00 | 0.00 | 0.0% |
| Debt Service - Interest | | 7438 | 0.00 | 0.00 | 0.00 | 0.00 | 0.00 | 0.0% |
| Other Debt Service - Principal | | 7439 | 0.00 | 0.00 | 0.00 | 0.00 | 0.00 | 0.0% |
| TOTAL, OTHER OUTGO (excluding Transfers of Indirect Costs) | | | 0.00 | 0.00 | 0.00 | 0.00 | 0.00 | 0.0% |
| TOTAL, EXPENDITURES | | | 12,812,517.00 | 11,042,502.00 | 3,353,730.63 | 11,332,502.00 | | |

| Description | Resource Codes | Object Codes | Original Budget (A) | Board Approved Operating Budget (B) | Actuals To Date (C) | Projected Year Totals (D) | Difference (Col B & D) (E) | % Diff Column B & D (F) |
|--|----------------|--------------|---------------------|-------------------------------------|---------------------|---------------------------|----------------------------|-------------------------|
| INTERFUND TRANSFERS | | | | | | | | |
| INTERFUND TRANSFERS IN | | | | | | | | |
| Other Authorized Interfund Transfers In | | 8919 | 0.00 | 0.00 | 0.00 | 0.00 | 0.00 | 0.0% |
| (a) TOTAL, INTERFUND TRANSFERS IN | | | 0.00 | 0.00 | 0.00 | 0.00 | 0.00 | 0.0% |
| INTERFUND TRANSFERS OUT | | | | | | | | |
| To: State School Building Fund/ County School Facilities Fund | | 7613 | 0.00 | 0.00 | 0.00 | 0.00 | 0.00 | 0.0% |
| Other Authorized Interfund Transfers Out | | 7619 | 0.00 | 0.00 | 0.00 | 0.00 | 0.00 | 0.0% |
| (b) TOTAL, INTERFUND TRANSFERS OUT | | | 0.00 | 0.00 | 0.00 | 0.00 | 0.00 | 0.0% |
| OTHER SOURCES/USES | | | | | | | | |
| SOURCES | | | | | | | | |
| Proceeds | | | | | | | | |
| Proceeds from Sale of Bonds | | 8951 | 0.00 | 0.00 | 0.00 | 0.00 | 0.00 | 0.0% |
| Proceeds from Disposal of Capital Assets | | 8953 | 0.00 | 0.00 | 0.00 | 0.00 | 0.00 | 0.0% |
| Other Sources | | | | | | | | |
| County School Building Aid | | 8961 | 0.00 | 0.00 | 0.00 | 0.00 | 0.00 | 0.0% |
| Transfers from Funds of Lapsed/Reorganized LEAs | | 8965 | 0.00 | 0.00 | 0.00 | 0.00 | 0.00 | 0.0% |
| Long-Term Debt Proceeds | | | | | | | | |
| Proceeds from Certificates of Participation | | 8971 | 0.00 | 0.00 | 0.00 | 0.00 | 0.00 | 0.0% |
| Proceeds from Leases | | 8972 | 0.00 | 0.00 | 0.00 | 0.00 | 0.00 | 0.0% |
| Proceeds from Lease Revenue Bonds | | 8973 | 0.00 | 0.00 | 0.00 | 0.00 | 0.00 | 0.0% |
| All Other Financing Sources | | 8979 | 0.00 | 0.00 | 0.00 | 0.00 | 0.00 | 0.0% |
| (c) TOTAL, SOURCES | | | 0.00 | 0.00 | 0.00 | 0.00 | 0.00 | 0.0% |
| USES | | | | | | | | |
| Transfers of Funds from Lapsed/Reorganized LEAs | | 7651 | 0.00 | 0.00 | 0.00 | 0.00 | 0.00 | 0.0% |
| All Other Financing Uses | | 7699 | 0.00 | 0.00 | 0.00 | 0.00 | 0.00 | 0.0% |
| (d) TOTAL, USES | | | 0.00 | 0.00 | 0.00 | 0.00 | 0.00 | 0.0% |
| CONTRIBUTIONS | | | | | | | | |
| Contributions from Unrestricted Revenues | | 8980 | 0.00 | 0.00 | 0.00 | 0.00 | 0.00 | 0.0% |
| Contributions from Restricted Revenues | | 8990 | 0.00 | 0.00 | 0.00 | 0.00 | 0.00 | 0.0% |
| (e) TOTAL, CONTRIBUTIONS | | | 0.00 | 0.00 | 0.00 | 0.00 | 0.00 | 0.0% |
| TOTAL, OTHER FINANCING SOURCES/USES (a - b + c - d + e) | | | 0.00 | 0.00 | 0.00 | 0.00 | 0.00 | 0.0% |

| Description | Resource Codes | Object Codes | Original Budget (A) | Board Approved Operating Budget (B) | Actuals To Date (C) | Projected Year Totals (D) | Difference (Col B & D) (E) | % Diff Column B & D (F) |
|---|----------------|-------------------------|------------------------|---|------------------------|---------------------------------|----------------------------------|----------------------------------|
| A. REVENUES | | | | | | | | |
| 1) LCFF Sources | | 8010-8099 | 0.00 | 0.00 | 0.00 | 0.00 | 0.00 | 0.0% |
| 2) Federal Revenue | | 8100-8299 | 0.00 | 0.00 | 0.00 | 0.00 | 0.00 | 0.0% |
| 3) Other State Revenue | | 8300-8599 | 0.00 | 0.00 | 0.00 | 0.00 | 0.00 | 0.0% |
| 4) Other Local Revenue | | 8600-8799 | 30,450.00 | 30,450.00 | 13,296.42 | 30,450.00 | 0.00 | 0.0% |
| 5) TOTAL, REVENUES | | | 30,450.00 | 30,450.00 | 13,296.42 | 30,450.00 | | |
| B. EXPENDITURES | | | | | | | | |
| 1) Certificated Salaries | | 1000-1999 | 0.00 | 0.00 | 0.00 | 0.00 | 0.00 | 0.0% |
| 2) Classified Salaries | | 2000-2999 | 0.00 | 0.00 | 0.00 | 0.00 | 0.00 | 0.0% |
| 3) Employee Benefits | | 3000-3999 | 0.00 | 0.00 | 0.00 | 0.00 | 0.00 | 0.0% |
| 4) Books and Supplies | | 4000-4999 | 30,450.00 | 30,450.00 | 18,614.13 | 30,450.00 | 0.00 | 0.0% |
| 5) Services and Other Operating Expenditures | | 5000-5999 | 0.00 | 0.00 | 0.00 | 0.00 | 0.00 | 0.0% |
| 6) Capital Outlay | | 6000-6999 | 0.00 | 0.00 | 0.00 | 0.00 | 0.00 | 0.0% |
| 7) Other Outgo (excluding Transfers of Indirect Costs) | | 7100-7299, 7400-7499 | 0.00 | 0.00 | 0.00 | 0.00 | 0.00 | 0.0% |
| 8) Other Outgo - Transfers of Indirect Costs | | 7300-7399 | 0.00 | 0.00 | 0.00 | 0.00 | 0.00 | 0.0% |
| 9) TOTAL, EXPENDITURES | | | 30,450.00 | 30,450.00 | 18,614.13 | 30,450.00 | | |
| C. EXCESS (DEFICIENCY) OF REVENUES OVER EXPENDITURES BEFORE OTHER FINANCING SOURCES AND USES (A5 - B9) | | | | | | | | |
| | | | 0.00 | 0.00 | (5,317.71) | 0.00 | | |
| D. OTHER FINANCING SOURCES/USES | | | | | | | | |
| 1) Interfund Transfers | | | | | | | | |
| a) Transfers In | | 8900-8929 | 0.00 | 0.00 | 0.00 | 0.00 | 0.00 | 0.0% |
| b) Transfers Out | | 7600-7629 | 0.00 | 0.00 | 0.00 | 0.00 | 0.00 | 0.0% |
| 2) Other Sources/Uses | | | | | | | | |
| a) Sources | | 8930-8979 | 0.00 | 0.00 | 0.00 | 0.00 | 0.00 | 0.0% |
| b) Uses | | 7630-7699 | 0.00 | 0.00 | 0.00 | 0.00 | 0.00 | 0.0% |
| 3) Contributions | | 8980-8999 | 0.00 | 0.00 | 0.00 | 0.00 | 0.00 | 0.0% |
| 4) TOTAL, OTHER FINANCING SOURCES/USES | | | 0.00 | 0.00 | 0.00 | 0.00 | | |

| Description | Resource Codes | Object Codes | Original Budget (A) | Board Approved Operating Budget (B) | Actuals To Date (C) | Projected Year Totals (D) | Difference (Col B & D) (E) | % Diff Column B & D (F) |
|--|----------------|--------------|------------------------|---|------------------------|---------------------------------|----------------------------------|----------------------------------|
| E. NET INCREASE (DECREASE) IN FUND BALANCE (C + D4) | | | 0.00 | 0.00 | (5,317.71) | 0.00 | | |
| F. FUND BALANCE, RESERVES | | | | | | | | |
| 1) Beginning Fund Balance | | | | | | | | |
| a) As of July 1 - Unaudited | | | | | | | | |
| | | 9791 | 48,606.00 | 71,147.00 | | 71,147.00 | 0.00 | 0.0% |
| b) Audit Adjustments | | | | | | | | |
| | | 9793 | 0.00 | 0.00 | | 0.00 | 0.00 | 0.0% |
| c) As of July 1 - Audited (F1a + F1b) | | | 48,606.00 | 71,147.00 | | 71,147.00 | | |
| d) Other Restatements | | | | | | | | |
| | | 9795 | 0.00 | 0.00 | | 0.00 | 0.00 | 0.0% |
| e) Adjusted Beginning Balance (F1c + F1d) | | | 48,606.00 | 71,147.00 | | 71,147.00 | | |
| 2) Ending Balance, June 30 (E + F1e) | | | 48,606.00 | 71,147.00 | | 71,147.00 | | |
| Components of Ending Fund Balance | | | | | | | | |
| a) Nonspendable | | | | | | | | |
| Revolving Cash | | | | | | | | |
| | | 9711 | 0.00 | 0.00 | | 0.00 | | |
| Stores | | | | | | | | |
| | | 9712 | 0.00 | 0.00 | | 0.00 | | |
| Prepaid Items | | | | | | | | |
| | | 9713 | 0.00 | 0.00 | | 0.00 | | |
| All Others | | | | | | | | |
| | | 9719 | 0.00 | 0.00 | | 0.00 | | |
| b) Legally Restricted Balance | | | | | | | | |
| c) Committed | | | | | | | | |
| Stabilization Arrangements | | | | | | | | |
| | | 9750 | 0.00 | 0.00 | | 0.00 | | |
| Other Commitments | | | | | | | | |
| | | 9760 | 0.00 | 0.00 | | 0.00 | | |
| d) Assigned | | | | | | | | |
| Other Assignments | | | | | | | | |
| | | 9780 | 47,343.00 | 47,343.00 | | 47,343.00 | | |
| e) Unassigned/Unappropriated | | | | | | | | |
| Reserve for Economic Uncertainties | | | | | | | | |
| | | 9789 | 0.00 | 0.00 | | 0.00 | | |
| Unassigned/Unappropriated Amount | | | | | | | | |
| | | 9790 | 0.00 | 0.00 | | 0.00 | | |

| Description | Resource Codes | Object Codes | Original Budget (A) | Board Approved Operating Budget (B) | Actuals To Date (C) | Projected Year Totals (D) | Difference (Col B & D) (E) | % Diff Column B & D (F) |
|--|----------------|--------------|---------------------|-------------------------------------|---------------------|---------------------------|----------------------------|-------------------------|
| OTHER STATE REVENUE | | | | | | | | |
| Tax Relief Subventions | | | | | | | | |
| Restricted Levies - Other | | | | | | | | |
| Homeowners' Exemptions | | 8575 | 0.00 | 0.00 | 0.00 | 0.00 | 0.00 | 0.0% |
| Other Subventions/In-Lieu Taxes | | 8576 | 0.00 | 0.00 | 0.00 | 0.00 | 0.00 | 0.0% |
| All Other State Revenue | | 8590 | 0.00 | 0.00 | 0.00 | 0.00 | 0.00 | 0.0% |
| TOTAL, OTHER STATE REVENUE | | | 0.00 | 0.00 | 0.00 | 0.00 | 0.00 | 0.0% |
| OTHER LOCAL REVENUE | | | | | | | | |
| County and District Taxes | | | | | | | | |
| Other Restricted Levies | | | | | | | | |
| Secured Roll | | 8615 | 0.00 | 0.00 | 0.00 | 0.00 | 0.00 | 0.0% |
| Unsecured Roll | | 8616 | 0.00 | 0.00 | 0.00 | 0.00 | 0.00 | 0.0% |
| Prior Years' Taxes | | 8617 | 0.00 | 0.00 | 0.00 | 0.00 | 0.00 | 0.0% |
| Supplemental Taxes | | 8618 | 0.00 | 0.00 | 0.00 | 0.00 | 0.00 | 0.0% |
| Non-Ad Valorem Taxes | | | | | | | | |
| Parcel Taxes | | 8621 | 0.00 | 0.00 | 0.00 | 0.00 | 0.00 | 0.0% |
| Other | | 8622 | 0.00 | 0.00 | 0.00 | 0.00 | 0.00 | 0.0% |
| Community Redevelopment Funds | | | | | | | | |
| Not Subject to LCFE Deduction | | | | | | | | |
| | | 8625 | 0.00 | 0.00 | 0.00 | 0.00 | 0.00 | 0.0% |
| Penalties and Interest from Delinquent | | | | | | | | |
| Non-LCFE Taxes | | | | | | | | |
| | | 8629 | 0.00 | 0.00 | 0.00 | 0.00 | 0.00 | 0.0% |
| Sales | | | | | | | | |
| Sale of Equipment/Supplies | | 8631 | 0.00 | 0.00 | 0.00 | 0.00 | 0.00 | 0.0% |
| Interest | | 8660 | 450.00 | 450.00 | 96.98 | 450.00 | 0.00 | 0.0% |
| Net Increase (Decrease) in the Fair Value of Investments | | 8662 | 0.00 | 0.00 | 0.00 | 0.00 | 0.00 | 0.0% |
| Fees and Contracts | | | | | | | | |
| Mitigation/Developer Fees | | 8681 | 30,000.00 | 30,000.00 | 13,199.44 | 30,000.00 | 0.00 | 0.0% |
| Other Local Revenue | | | | | | | | |
| All Other Local Revenue | | 8699 | 0.00 | 0.00 | 0.00 | 0.00 | 0.00 | 0.0% |
| All Other Transfers In from All Others | | 8799 | 0.00 | 0.00 | 0.00 | 0.00 | 0.00 | 0.0% |
| TOTAL, OTHER LOCAL REVENUE | | | 30,450.00 | 30,450.00 | 13,296.42 | 30,450.00 | 0.00 | 0.0% |
| TOTAL, REVENUES | | | 30,450.00 | 30,450.00 | 13,296.42 | 30,450.00 | | |

| Description | Resource Codes | Object Codes | Original Budget (A) | Board Approved Operating Budget (B) | Actuals To Date (C) | Projected Year Totals (D) | Difference (Col B & D) (E) | % Diff Column B & D (F) |
|--|----------------|--------------|------------------------|---|------------------------|---------------------------------|----------------------------------|----------------------------------|
| CERTIFICATED SALARIES | | | | | | | | |
| Other Certificated Salaries | | 1900 | 0.00 | 0.00 | 0.00 | 0.00 | 0.00 | 0.0% |
| TOTAL, CERTIFICATED SALARIES | | | 0.00 | 0.00 | 0.00 | 0.00 | 0.00 | 0.0% |
| CLASSIFIED SALARIES | | | | | | | | |
| Classified Support Salaries | | 2200 | 0.00 | 0.00 | 0.00 | 0.00 | 0.00 | 0.0% |
| Classified Supervisors' and Administrators' Salaries | | 2300 | 0.00 | 0.00 | 0.00 | 0.00 | 0.00 | 0.0% |
| Clerical, Technical and Office Salaries | | 2400 | 0.00 | 0.00 | 0.00 | 0.00 | 0.00 | 0.0% |
| Other Classified Salaries | | 2900 | 0.00 | 0.00 | 0.00 | 0.00 | 0.00 | 0.0% |
| TOTAL, CLASSIFIED SALARIES | | | 0.00 | 0.00 | 0.00 | 0.00 | 0.00 | 0.0% |
| EMPLOYEE BENEFITS | | | | | | | | |
| STRS | | 3101-3102 | 0.00 | 0.00 | 0.00 | 0.00 | 0.00 | 0.0% |
| PERS | | 3201-3202 | 0.00 | 0.00 | 0.00 | 0.00 | 0.00 | 0.0% |
| OASDI/Medicare/Alternative | | 3301-3302 | 0.00 | 0.00 | 0.00 | 0.00 | 0.00 | 0.0% |
| Health and Welfare Benefits | | 3401-3402 | 0.00 | 0.00 | 0.00 | 0.00 | 0.00 | 0.0% |
| Unemployment Insurance | | 3501-3502 | 0.00 | 0.00 | 0.00 | 0.00 | 0.00 | 0.0% |
| Workers' Compensation | | 3601-3602 | 0.00 | 0.00 | 0.00 | 0.00 | 0.00 | 0.0% |
| OPEB, Allocated | | 3701-3702 | 0.00 | 0.00 | 0.00 | 0.00 | 0.00 | 0.0% |
| OPEB, Active Employees | | 3751-3752 | 0.00 | 0.00 | 0.00 | 0.00 | 0.00 | 0.0% |
| Other Employee Benefits | | 3901-3902 | 0.00 | 0.00 | 0.00 | 0.00 | 0.00 | 0.0% |
| TOTAL, EMPLOYEE BENEFITS | | | 0.00 | 0.00 | 0.00 | 0.00 | 0.00 | 0.0% |
| BOOKS AND SUPPLIES | | | | | | | | |
| Approved Textbooks and Core Curricula Materials | | 4100 | 0.00 | 0.00 | 0.00 | 0.00 | 0.00 | 0.0% |
| Books and Other Reference Materials | | 4200 | 0.00 | 0.00 | 0.00 | 0.00 | 0.00 | 0.0% |
| Materials and Supplies | | 4300 | 20,000.00 | 20,000.00 | 10,755.89 | 20,000.00 | 0.00 | 0.0% |
| Noncapitalized Equipment | | 4400 | 10,450.00 | 10,450.00 | 7,858.24 | 10,450.00 | 0.00 | 0.0% |
| TOTAL, BOOKS AND SUPPLIES | | | 30,450.00 | 30,450.00 | 18,614.13 | 30,450.00 | 0.00 | 0.0% |
| SERVICES AND OTHER OPERATING EXPENDITURES | | | | | | | | |
| Subagreements for Services | | 5100 | 0.00 | 0.00 | 0.00 | 0.00 | 0.00 | 0.0% |
| Travel and Conferences | | 5200 | 0.00 | 0.00 | 0.00 | 0.00 | 0.00 | 0.0% |
| Insurance | | 5400-5450 | 0.00 | 0.00 | 0.00 | 0.00 | 0.00 | 0.0% |
| Operations and Housekeeping Services | | 5500 | 0.00 | 0.00 | 0.00 | 0.00 | 0.00 | 0.0% |
| Rentals, Leases, Repairs, and Noncapitalized Improvements | | 5600 | 0.00 | 0.00 | 0.00 | 0.00 | 0.00 | 0.0% |
| Transfers of Direct Costs | | 5710 | 0.00 | 0.00 | 0.00 | 0.00 | 0.00 | 0.0% |
| Transfers of Direct Costs - Interfund | | 5750 | 0.00 | 0.00 | 0.00 | 0.00 | 0.00 | 0.0% |
| Professional/Consulting Services and Operating Expenditures | | 5800 | 0.00 | 0.00 | 0.00 | 0.00 | 0.00 | 0.0% |
| Communications | | 5900 | 0.00 | 0.00 | 0.00 | 0.00 | 0.00 | 0.0% |
| TOTAL, SERVICES AND OTHER OPERATING EXPENDITURES | | | 0.00 | 0.00 | 0.00 | 0.00 | 0.00 | 0.0% |

| Description | Resource Codes | Object Codes | Original Budget (A) | Board Approved Operating Budget (B) | Actuals To Date (C) | Projected Year Totals (D) | Difference (Col B & D) (E) | % Diff Column B & D (F) |
|--|----------------|--------------|------------------------|---|------------------------|---------------------------------|----------------------------------|----------------------------------|
| CAPITAL OUTLAY | | | | | | | | |
| Land | | 6100 | 0.00 | 0.00 | 0.00 | 0.00 | 0.00 | 0.0% |
| Land Improvements | | 6170 | 0.00 | 0.00 | 0.00 | 0.00 | 0.00 | 0.0% |
| Buildings and Improvements of Buildings | | 6200 | 0.00 | 0.00 | 0.00 | 0.00 | 0.00 | 0.0% |
| Books and Media for New School Libraries or Major Expansion of School Libraries | | 6300 | 0.00 | 0.00 | 0.00 | 0.00 | 0.00 | 0.0% |
| Equipment | | 6400 | 0.00 | 0.00 | 0.00 | 0.00 | 0.00 | 0.0% |
| Equipment Replacement | | 6500 | 0.00 | 0.00 | 0.00 | 0.00 | 0.00 | 0.0% |
| Lease Assets | | 6600 | 0.00 | 0.00 | 0.00 | 0.00 | 0.00 | 0.0% |
| TOTAL, CAPITAL OUTLAY | | | 0.00 | 0.00 | 0.00 | 0.00 | 0.00 | 0.0% |
| OTHER OUTGO (excluding Transfers of Indirect Costs) | | | | | | | | |
| Other Transfers Out | | | | | | | | |
| All Other Transfers Out to All Others | | 7299 | 0.00 | 0.00 | 0.00 | 0.00 | 0.00 | 0.0% |
| Debt Service | | | | | | | | |
| Debt Service - Interest | | 7436 | 0.00 | 0.00 | 0.00 | 0.00 | 0.00 | 0.0% |
| Other Debt Service - Principal | | 7439 | 0.00 | 0.00 | 0.00 | 0.00 | 0.00 | 0.0% |
| TOTAL, OTHER OUTGO (excluding Transfers of Indirect Costs) | | | 0.00 | 0.00 | 0.00 | 0.00 | 0.00 | 0.0% |
| TOTAL, EXPENDITURES | | | 30,450.00 | 30,450.00 | 18,614.13 | 30,450.00 | | |

| Description | Resource Codes | Object Codes | Original Budget (A) | Board Approved Operating Budget (B) | Actuals To Date (C) | Projected Year Totals (D) | Difference (Col B & D) (E) | % Diff Column B & D (F) |
|--|----------------|--------------|------------------------|---|------------------------|---------------------------------|----------------------------------|----------------------------------|
| INTERFUND TRANSFERS | | | | | | | | |
| INTERFUND TRANSFERS IN | | | | | | | | |
| Other Authorized Interfund Transfers In | | 8919 | 0.00 | 0.00 | 0.00 | 0.00 | 0.00 | 0.0% |
| (a) TOTAL, INTERFUND TRANSFERS IN | | | 0.00 | 0.00 | 0.00 | 0.00 | 0.00 | 0.0% |
| INTERFUND TRANSFERS OUT | | | | | | | | |
| To: State School Building Fund/ County School Facilities Fund | | 7613 | 0.00 | 0.00 | 0.00 | 0.00 | 0.00 | 0.0% |
| Other Authorized Interfund Transfers Out | | 7619 | 0.00 | 0.00 | 0.00 | 0.00 | 0.00 | 0.0% |
| (b) TOTAL, INTERFUND TRANSFERS OUT | | | 0.00 | 0.00 | 0.00 | 0.00 | 0.00 | 0.0% |
| OTHER SOURCES/USES | | | | | | | | |
| SOURCES | | | | | | | | |
| Proceeds | | | | | | | | |
| Proceeds from Disposal of Capital Assets | | 8953 | 0.00 | 0.00 | 0.00 | 0.00 | 0.00 | 0.0% |
| Other Sources | | | | | | | | |
| Transfers from Funds of Lapsed/Reorganized LEAs | | 8965 | 0.00 | 0.00 | 0.00 | 0.00 | 0.00 | 0.0% |
| Long-Term Debt Proceeds | | | | | | | | |
| Proceeds from Certificates of Participation | | 8971 | 0.00 | 0.00 | 0.00 | 0.00 | 0.00 | 0.0% |
| Proceeds from Leases | | 8972 | 0.00 | 0.00 | 0.00 | 0.00 | 0.00 | 0.0% |
| Proceeds from Lease Revenue Bonds | | 8973 | 0.00 | 0.00 | 0.00 | 0.00 | 0.00 | 0.0% |
| All Other Financing Sources | | 8979 | 0.00 | 0.00 | 0.00 | 0.00 | 0.00 | 0.0% |
| (c) TOTAL, SOURCES | | | 0.00 | 0.00 | 0.00 | 0.00 | 0.00 | 0.0% |
| USES | | | | | | | | |
| Transfers of Funds from Lapsed/Reorganized LEAs | | 7651 | 0.00 | 0.00 | 0.00 | 0.00 | 0.00 | 0.0% |
| All Other Financing Uses | | 7699 | 0.00 | 0.00 | 0.00 | 0.00 | 0.00 | 0.0% |
| (d) TOTAL, USES | | | 0.00 | 0.00 | 0.00 | 0.00 | 0.00 | 0.0% |
| CONTRIBUTIONS | | | | | | | | |
| Contributions from Unrestricted Revenues | | 8980 | 0.00 | 0.00 | 0.00 | 0.00 | 0.00 | 0.0% |
| Contributions from Restricted Revenues | | 8990 | 0.00 | 0.00 | 0.00 | 0.00 | 0.00 | 0.0% |
| (e) TOTAL, CONTRIBUTIONS | | | 0.00 | 0.00 | 0.00 | 0.00 | 0.00 | 0.0% |
| TOTAL, OTHER FINANCING SOURCES/USES (a - b + c - d + e) | | | 0.00 | 0.00 | 0.00 | 0.00 | | |

| <u>Resource</u> | <u>Description</u> | <u>2021/22 Projected Year Totals</u> |
|---------------------------|------------------------|--|
| 9010 | Other Restricted Local | 23,804.00 |
| Total, Restricted Balance | | <u>23,804.00</u> |

| Description | Resource Codes | Object Codes | Original Budget (A) | Board Approved Operating Budget (B) | Actuals To Date (C) | Projected Year Totals (D) | Difference (Col B & D) (E) | % Diff Column B & D (F) |
|--|----------------|-------------------------|---------------------|-------------------------------------|---------------------|---------------------------|----------------------------|-------------------------|
| A. REVENUES | | | | | | | | |
| 1) LCFF Sources | | 8010-8099 | 0.00 | 0.00 | 0.00 | 0.00 | 0.00 | 0.0% |
| 2) Federal Revenue | | 8100-8299 | 0.00 | 0.00 | 0.00 | 0.00 | 0.00 | 0.0% |
| 3) Other State Revenue | | 8300-8599 | 34,414.00 | 34,414.00 | 14,393.59 | 34,414.00 | 0.00 | 0.0% |
| 4) Other Local Revenue | | 8600-8799 | 4,825,890.00 | 4,825,890.00 | 2,846,390.71 | 4,825,890.00 | 0.00 | 0.0% |
| 5) TOTAL, REVENUES | | | 4,860,304.00 | 4,860,304.00 | 2,860,784.30 | 4,860,304.00 | | |
| B. EXPENDITURES | | | | | | | | |
| 1) Certificated Salaries | | 1000-1999 | 0.00 | 0.00 | 0.00 | 0.00 | 0.00 | 0.0% |
| 2) Classified Salaries | | 2000-2999 | 0.00 | 0.00 | 0.00 | 0.00 | 0.00 | 0.0% |
| 3) Employee Benefits | | 3000-3999 | 0.00 | 0.00 | 0.00 | 0.00 | 0.00 | 0.0% |
| 4) Books and Supplies | | 4000-4999 | 0.00 | 0.00 | 0.00 | 0.00 | 0.00 | 0.0% |
| 5) Services and Other Operating Expenditures | | 5000-5999 | 0.00 | 0.00 | 0.00 | 0.00 | 0.00 | 0.0% |
| 6) Capital Outlay | | 6000-6999 | 0.00 | 0.00 | 0.00 | 0.00 | 0.00 | 0.0% |
| 7) Other Outgo (excluding Transfers of Indirect Costs) | | 7100-7299, 7400-7499 | 5,738,835.00 | 5,738,835.00 | 5,466,810.49 | 5,738,835.00 | 0.00 | 0.0% |
| 8) Other Outgo - Transfers of Indirect Costs | | 7300-7399 | 0.00 | 0.00 | 0.00 | 0.00 | 0.00 | 0.0% |
| 9) TOTAL, EXPENDITURES | | | 5,738,835.00 | 5,738,835.00 | 5,466,810.49 | 5,738,835.00 | | |
| C. EXCESS (DEFICIENCY), OF REVENUES OVER EXPENDITURES BEFORE OTHER FINANCING SOURCES AND USES (A5 - B9) | | | (878,531.00) | (878,531.00) | (2,866,026.19) | (878,531.00) | | |
| D. OTHER FINANCING SOURCES/USES | | | | | | | | |
| 1) Interfund Transfers | | | | | | | | |
| a) Transfers In | | 8900-8929 | 0.00 | 0.00 | 0.00 | 0.00 | 0.00 | 0.0% |
| b) Transfers Out | | 7600-7629 | 0.00 | 0.00 | 0.00 | 0.00 | 0.00 | 0.0% |
| 2) Other Sources/Uses | | | | | | | | |
| a) Sources | | 8930-8979 | 0.00 | 0.00 | 0.00 | 0.00 | 0.00 | 0.0% |
| b) Uses | | 7630-7699 | 0.00 | 0.00 | 0.00 | 0.00 | 0.00 | 0.0% |
| 3) Contributions | | 8980-8999 | 0.00 | 0.00 | 0.00 | 0.00 | 0.00 | 0.0% |
| 4) TOTAL, OTHER FINANCING SOURCES/USES | | | 0.00 | 0.00 | 0.00 | 0.00 | | |

| Description | Resource Codes | Object Codes | Original Budget (A) | Board Approved Operating Budget (B) | Actuals To Date (C) | Projected Year Totals (D) | Difference (Col B & D) (E) | % Diff Column B & D (F) |
|--|----------------|--------------|---------------------|-------------------------------------|---------------------|---------------------------|----------------------------|-------------------------|
| E. NET INCREASE (DECREASE) IN FUND BALANCE (C + D4) | | | (878,531.00) | (878,531.00) | (2,806,026.19) | (878,531.00) | | |
| F. FUND BALANCE, RESERVES | | | | | | | | |
| 1) Beginning Fund Balance | | | | | | | | |
| a) As of July 1 - Unaudited | | 9791 | 6,314,894.00 | 6,460,977.00 | | 6,460,977.00 | 0.00 | 0.0% |
| b) Audit Adjustments | | 9793 | 0.00 | 0.00 | | 0.00 | 0.00 | 0.0% |
| c) As of July 1 - Audited (F1a + F1b) | | | 6,314,894.00 | 6,460,977.00 | | 6,460,977.00 | | |
| d) Other Restatements | | 9795 | 0.00 | 0.00 | | 0.00 | 0.00 | 0.0% |
| e) Adjusted Beginning Balance (F1c + F1d) | | | 6,314,894.00 | 6,460,977.00 | | 6,460,977.00 | | |
| 2) Ending Balance, June 30 (E + F1e) | | | 5,436,363.00 | 5,582,446.00 | | 5,582,446.00 | | |
| Components of Ending Fund Balance | | | | | | | | |
| a) Nonspendable | | | | | | | | |
| Revolving Cash | | 9711 | 0.00 | 0.00 | | 0.00 | | |
| Stores | | 9712 | 0.00 | 0.00 | | 0.00 | | |
| Prepaid Items | | 9713 | 0.00 | 0.00 | | 0.00 | | |
| All Others | | 9719 | 0.00 | 0.00 | | 0.00 | | |
| b) Legally Restricted Balance | | | | | | | | |
| c) Committed | | | | | | | | |
| Stabilization Arrangements | | 9750 | 0.00 | 0.00 | | 0.00 | | |
| Other Commitments | | 9780 | 0.00 | 0.00 | | 0.00 | | |
| d) Assigned | | | | | | | | |
| Other Assignments | | 9780 | 5,436,363.00 | 5,582,446.00 | | 5,582,446.00 | | |
| e) Unassigned/Unappropriated | | | | | | | | |
| Reserve for Economic Uncertainties | | 9789 | 0.00 | 0.00 | | 0.00 | | |
| Unassigned/Unappropriated Amount | | | 0.00 | 0.00 | | 0.00 | | |

| Description | Resource Codes | Object Codes | Original Budget (A) | Board Approved Operating Budget (B) | Actuals To Date (C) | Projected Year Totals (D) | Difference (Col B & D) (E) | % Diff Column B & D (F) |
|--|----------------|--------------|------------------------|---|------------------------|---------------------------------|----------------------------------|----------------------------------|
| FEDERAL REVENUE | | | | | | | | |
| All Other Federal Revenue | | 8290 | 0.00 | 0.00 | 0.00 | 0.00 | 0.00 | 0.0% |
| TOTAL, FEDERAL REVENUE | | | 0.00 | 0.00 | 0.00 | 0.00 | 0.00 | 0.0% |
| OTHER STATE REVENUE | | | | | | | | |
| Tax Relief Subventions Voted Indebtedness Levies | | | | | | | | |
| Homeowners' Exemptions | | 8571 | 34,414.00 | 34,414.00 | 14,102.65 | 34,414.00 | 0.00 | 0.0% |
| Other Subventions/In-Lieu Taxes | | 8572 | 0.00 | 0.00 | 290.94 | 0.00 | 0.00 | 0.0% |
| TOTAL, OTHER STATE REVENUE | | | 34,414.00 | 34,414.00 | 14,393.59 | 34,414.00 | 0.00 | 0.0% |
| OTHER LOCAL REVENUE | | | | | | | | |
| County and District Taxes Voted Indebtedness Levies Secured Roll | | | | | | | | |
| | | 8611 | 4,437,639.00 | 4,437,639.00 | 2,401,514.22 | 4,437,639.00 | 0.00 | 0.0% |
| Unsecured Roll | | 8612 | 374,751.00 | 374,751.00 | 363,338.13 | 374,751.00 | 0.00 | 0.0% |
| Prior Years' Taxes | | 8613 | 0.00 | 0.00 | 36,142.65 | 0.00 | 0.00 | 0.0% |
| Supplemental Taxes | | 8614 | 0.00 | 0.00 | 40,815.56 | 0.00 | 0.00 | 0.0% |
| Penalties and Interest from Delinquent Non-LCFF Taxes | | | | | | | | |
| | | 8629 | 0.00 | 0.00 | 0.00 | 0.00 | 0.00 | 0.0% |
| Interest | | 8660 | 13,500.00 | 13,500.00 | 4,580.15 | 13,500.00 | 0.00 | 0.0% |
| Net Increase (Decrease) in the Fair Value of Investments | | 8662 | 0.00 | 0.00 | 0.00 | 0.00 | 0.00 | 0.0% |
| Other Local Revenue | | | | | | | | |
| All Other Local Revenue | | 8699 | 0.00 | 0.00 | 0.00 | 0.00 | 0.00 | 0.0% |
| All Other Transfers In from All Others | | 8799 | 0.00 | 0.00 | 0.00 | 0.00 | 0.00 | 0.0% |
| TOTAL, OTHER LOCAL REVENUE | | | 4,825,890.00 | 4,825,890.00 | 2,846,390.71 | 4,825,890.00 | 0.00 | 0.0% |
| TOTAL REVENUES | | | 4,860,304.00 | 4,860,304.00 | 2,860,784.30 | 4,860,304.00 | | |
| OTHER OUTGO (excluding Transfers of Indirect Costs) | | | | | | | | |
| Debt Service | | | | | | | | |
| Bond Redemptions | | 7433 | 2,967,310.00 | 2,967,310.00 | 2,967,310.05 | 2,967,310.00 | 0.00 | 0.0% |
| Bond Interest and Other Service Charges | | 7434 | 2,771,525.00 | 2,771,525.00 | 2,499,500.44 | 2,771,525.00 | 0.00 | 0.0% |
| Debt Service - Interest | | 7438 | 0.00 | 0.00 | 0.00 | 0.00 | 0.00 | 0.0% |
| Other Debt Service - Principal | | 7439 | 0.00 | 0.00 | 0.00 | 0.00 | 0.00 | 0.0% |
| TOTAL, OTHER OUTGO (excluding Transfers of Indirect Costs) | | | 5,738,835.00 | 5,738,835.00 | 5,466,810.49 | 5,738,835.00 | 0.00 | 0.0% |
| TOTAL EXPENDITURES | | | 5,738,835.00 | 5,738,835.00 | 5,466,810.49 | 5,738,835.00 | | |

| Description | Resource Codes | Object Codes | Original Budget (A) | Board Approved Operating Budget (B) | Actuals To Date (C) | Projected Year Totals (D) | Difference (Col B & D) (E) | % Diff Column B & D (F) |
|--|----------------|--------------|------------------------|---|------------------------|---------------------------------|----------------------------------|----------------------------------|
| INTERFUND TRANSFERS | | | | | | | | |
| INTERFUND TRANSFERS IN | | | | | | | | |
| Other Authorized Interfund Transfers In | | 8919 | 0.00 | 0.00 | 0.00 | 0.00 | 0.00 | 0.0% |
| (a) TOTAL, INTERFUND TRANSFERS IN | | | 0.00 | 0.00 | 0.00 | 0.00 | 0.00 | 0.0% |
| INTERFUND TRANSFERS OUT | | | | | | | | |
| To: General Fund | | 7614 | 0.00 | 0.00 | 0.00 | 0.00 | 0.00 | 0.0% |
| Other Authorized Interfund Transfers Out | | 7619 | 0.00 | 0.00 | 0.00 | 0.00 | 0.00 | 0.0% |
| (b) TOTAL, INTERFUND TRANSFERS OUT | | | 0.00 | 0.00 | 0.00 | 0.00 | 0.00 | 0.0% |
| OTHER SOURCES/USES | | | | | | | | |
| SOURCES | | | | | | | | |
| Other Sources | | | | | | | | |
| Transfers from Funds of Lapsed/Reorganized LEAs | | 8965 | 0.00 | 0.00 | 0.00 | 0.00 | 0.00 | 0.0% |
| All Other Financing Sources | | 8979 | 0.00 | 0.00 | 0.00 | 0.00 | 0.00 | 0.0% |
| (c) TOTAL, SOURCES | | | 0.00 | 0.00 | 0.00 | 0.00 | 0.00 | 0.0% |
| USES | | | | | | | | |
| Transfers of Funds from Lapsed/Reorganized LEAs | | 7651 | 0.00 | 0.00 | 0.00 | 0.00 | 0.00 | 0.0% |
| All Other Financing Uses | | 7699 | 0.00 | 0.00 | 0.00 | 0.00 | 0.00 | 0.0% |
| (d) TOTAL, USES | | | 0.00 | 0.00 | 0.00 | 0.00 | 0.00 | 0.0% |
| CONTRIBUTIONS | | | | | | | | |
| Contributions from Unrestricted Revenues | | 8980 | 0.00 | 0.00 | 0.00 | 0.00 | 0.00 | 0.0% |
| Contributions from Restricted Revenues | | 8990 | 0.00 | 0.00 | 0.00 | 0.00 | 0.00 | 0.0% |
| (e) TOTAL, CONTRIBUTIONS | | | 0.00 | 0.00 | 0.00 | 0.00 | 0.00 | 0.0% |
| TOTAL, OTHER FINANCING SOURCES/USES (a - b + c - d + e) | | | 0.00 | 0.00 | 0.00 | 0.00 | | |

| <u>Resource</u> | <u>Description</u> | <u>2021/22 Projected Year Totals</u> |
|-----------------|---------------------------|--|
| | Total, Restricted Balance | <u>0.00</u> |

| Description | ESTIMATED FUNDED ADA Original Budget (A) | ESTIMATED FUNDED ADA Board Approved Operating Budget (B) | ESTIMATED P-2 REPORT ADA Projected Year Totals (C) | ESTIMATED FUNDED ADA Projected Year Totals (D) | DIFFERENCE (Col. D - B) (E) | PERCENTAGE DIFFERENCE (Col. E / B) (F) |
|--|--|--|--|--|-----------------------------|--|
| A. DISTRICT | | | | | | |
| 1. Total District Regular ADA Includes Opportunity Classes, Home & Hospital, Special Day Class, Continuation Education, Special Education NPS/LCI and Extended Year, and Community Day School (includes Necessary Small School ADA) | 7,691.75 | 7,691.75 | 6,633.83 | 7,691.75 | 0.00 | 0% |
| 2. Total Basic Aid Choice/Court Ordered Voluntary Pupil Transfer Regular ADA Includes Opportunity Classes, Home & Hospital, Special Day Class, Continuation Education, Special Education NPS/LCI and Extended Year, and Community Day School (ADA not included in Line A1 above) | 0.00 | 0.00 | 0.00 | 0.00 | 0.00 | 0% |
| 3. Total Basic Aid Open Enrollment Regular ADA Includes Opportunity Classes, Home & Hospital, Special Day Class, Continuation Education, Special Education NPS/LCI and Extended Year, and Community Day School (ADA not included in Line A1 above) | 0.00 | 0.00 | 0.00 | 0.00 | 0.00 | 0% |
| 4. Total, District Regular ADA (Sum of Lines A1 through A3) | 7,691.75 | 7,691.75 | 6,633.83 | 7,691.75 | 0.00 | 0% |
| 5. District Funded County Program ADA | | | | | | |
| a. County Community Schools | 55.50 | 55.50 | 43.08 | 43.08 | (12.42) | -22% |
| b. Special Education-Special Day Class | 0.00 | 0.00 | 0.00 | 0.00 | 0.00 | 0% |
| c. Special Education-NPS/LCI | 0.00 | 0.00 | 0.00 | 0.00 | 0.00 | 0% |
| d. Special Education Extended Year | 0.00 | 0.00 | 0.00 | 0.00 | 0.00 | 0% |
| e. Other County Operated Programs: Opportunity Schools and Full Day Opportunity Classes, Specialized Secondary Schools | 0.00 | 0.00 | 0.00 | 0.00 | 0.00 | 0% |
| f. County School Tuition Fund (Out of State Tuition) [EC 2000 and 46380] | 0.00 | 0.00 | 0.00 | 0.00 | 0.00 | 0% |
| g. Total, District Funded County Program ADA (Sum of Lines A5a through A5f) | 55.50 | 55.50 | 43.08 | 43.08 | (12.42) | -22% |
| 6. TOTAL DISTRICT ADA (Sum of Line A4 and Line A5g) | 7,747.25 | 7,747.25 | 6,676.91 | 7,734.83 | (12.42) | 0% |
| 7. Adults in Correctional Facilities | 0.00 | 0.00 | 0.00 | 0.00 | 0.00 | 0% |
| 8. Charter School ADA (Enter Charter School ADA using Tab C. Charter School ADA) | | | | | | |

| Description | ESTIMATED FUNDED ADA Original Budget (A) | ESTIMATED FUNDED ADA Board Approved Operating Budget (B) | ESTIMATED P-2 REPORT ADA Projected Year Totals (C) | ESTIMATED FUNDED ADA Projected Year Totals (D) | DIFFERENCE (Col. D - B) (E) | PERCENTAGE DIFFERENCE (Col. E / B) (F) |
|--|--|--|--|--|-----------------------------|--|
| B. COUNTY OFFICE OF EDUCATION | | | | | | |
| 1. County Program Alternative Education Grant ADA | | | | | | |
| a. County Group Home and Institution Pupils | 0.00 | 0.00 | 0.00 | 0.00 | 0.00 | 0% |
| b. Juvenile Halls, Homes, and Camps | 0.00 | 0.00 | 0.00 | 0.00 | 0.00 | 0% |
| c. Probation Referred, On Probation or Parole, Expelled per EC 48915(a) or (c) [EC 2574(c)(4)(A)] | 0.00 | 0.00 | 0.00 | 0.00 | 0.00 | 0% |
| d. Total, County Program Alternative Education ADA (Sum of Lines B1a through B1c) | 0.00 | 0.00 | 0.00 | 0.00 | 0.00 | 0% |
| 2. District Funded County Program ADA | | | | | | |
| a. County Community Schools | 0.00 | 0.00 | 0.00 | 0.00 | 0.00 | 0% |
| b. Special Education-Special Day Class | 0.00 | 0.00 | 0.00 | 0.00 | 0.00 | 0% |
| c. Special Education-NPS/LCI | 0.00 | 0.00 | 0.00 | 0.00 | 0.00 | 0% |
| d. Special Education Extended Year | 0.00 | 0.00 | 0.00 | 0.00 | 0.00 | 0% |
| e. Other County Operated Programs: Opportunity Schools and Full Day Opportunity Classes, Specialized Secondary Schools | 0.00 | 0.00 | 0.00 | 0.00 | 0.00 | 0% |
| f. County School Tuition Fund (Out of State Tuition) [EC 2000 and 46380] | 0.00 | 0.00 | 0.00 | 0.00 | 0.00 | 0% |
| g. Total, District Funded County Program ADA (Sum of Lines B2a through B2f) | 0.00 | 0.00 | 0.00 | 0.00 | 0.00 | 0% |
| 3. TOTAL COUNTY OFFICE ADA (Sum of Lines B1d and B2g) | 0.00 | 0.00 | 0.00 | 0.00 | 0.00 | 0% |
| 4. Adults in Correctional Facilities | 0.00 | 0.00 | 0.00 | 0.00 | 0.00 | 0% |
| 5. County Operations Grant ADA | 0.00 | 0.00 | 0.00 | 0.00 | 0.00 | 0% |
| 6. Charter School ADA (Enter Charter School ADA using Tab C. Charter School ADA) | | | | | | |

| Description | ESTIMATED FUNDED ADA Original Budget (A) | ESTIMATED FUNDED ADA Board Approved Operating Budget (B) | ESTIMATED P-2 REPORT ADA Projected Year Totals (C) | ESTIMATED FUNDED ADA Projected Year Totals (D) | DIFFERENCE (Col. D - B) (E) | PERCENTAGE DIFFERENCE (Col. E / B) (F) |
|---|--|--|--|--|-----------------------------|--|
| C. CHARTER SCHOOL ADA | | | | | | |
| Authorizing LEAs reporting charter school SACS financial data in their Fund 01, 09, or 62 use this worksheet to report ADA for those charter schools. Charter schools reporting SACS financial data separately from their authorizing LEAs in Fund 01 or Fund 62 use this worksheet to report their ADA. | | | | | | |
| FUND 01: Charter School ADA corresponding to SACS financial data reported in Fund 01. | | | | | | |
| 1. Total Charter School Regular ADA | 0.00 | 0.00 | 0.00 | 0.00 | 0.00 | 0% |
| 2. Charter School County Program Alternative Education ADA | | | | | | |
| a. County Group Home and Institution Pupils | 0.00 | 0.00 | 0.00 | 0.00 | 0.00 | 0% |
| b. Juvenile Halls, Homes, and Camps | 0.00 | 0.00 | 0.00 | 0.00 | 0.00 | 0% |
| c. Probation Referred, On Probation or Parole, Expelled per EC 48915(a) or (c) [EC 2574(c)(4)(A)] | 0.00 | 0.00 | 0.00 | 0.00 | 0.00 | 0% |
| d. Total, Charter School County Program Alternative Education ADA (Sum of Lines C2a through C2c) | 0.00 | 0.00 | 0.00 | 0.00 | 0.00 | 0% |
| 3. Charter School Funded County Program ADA | | | | | | |
| a. County Community Schools | 0.00 | 0.00 | 0.00 | 0.00 | 0.00 | 0% |
| b. Special Education-Special Day Class | 0.00 | 0.00 | 0.00 | 0.00 | 0.00 | 0% |
| c. Special Education-NPS/LCI | 0.00 | 0.00 | 0.00 | 0.00 | 0.00 | 0% |
| d. Special Education Extended Year | 0.00 | 0.00 | 0.00 | 0.00 | 0.00 | 0% |
| e. Other County Operated Programs: Opportunity Schools and Full Day Opportunity Classes, Specialized Secondary Schools | 0.00 | 0.00 | 0.00 | 0.00 | 0.00 | 0% |
| f. Total, Charter School Funded County Program ADA (Sum of Lines C3a through C3e) | 0.00 | 0.00 | 0.00 | 0.00 | 0.00 | 0% |
| 4. TOTAL CHARTER SCHOOL ADA (Sum of Lines C1, C2d, and C3f) | 0.00 | 0.00 | 0.00 | 0.00 | 0.00 | 0% |
| FUND 09 or 62: Charter School ADA corresponding to SACS financial data reported in Fund 09 or Fund 62. | | | | | | |
| 5. Total Charter School Regular ADA | 0.00 | 0.00 | 0.00 | 0.00 | 0.00 | 0% |
| 6. Charter School County Program Alternative Education ADA | | | | | | |
| a. County Group Home and Institution Pupils | 0.00 | 0.00 | 0.00 | 0.00 | 0.00 | 0% |
| b. Juvenile Halls, Homes, and Camps | 0.00 | 0.00 | 0.00 | 0.00 | 0.00 | 0% |
| c. Probation Referred, On Probation or Parole, Expelled per EC 48915(a) or (c) [EC 2574(c)(4)(A)] | 0.00 | 0.00 | 0.00 | 0.00 | 0.00 | 0% |
| d. Total, Charter School County Program Alternative Education ADA (Sum of Lines C6a through C6c) | 0.00 | 0.00 | 0.00 | 0.00 | 0.00 | 0% |
| 7. Charter School Funded County Program ADA | | | | | | |
| a. County Community Schools | 0.00 | 0.00 | 0.00 | 0.00 | 0.00 | 0% |
| b. Special Education-Special Day Class | 0.00 | 0.00 | 0.00 | 0.00 | 0.00 | 0% |
| c. Special Education-NPS/LCI | 0.00 | 0.00 | 0.00 | 0.00 | 0.00 | 0% |
| d. Special Education Extended Year | 0.00 | 0.00 | 0.00 | 0.00 | 0.00 | 0% |
| e. Other County Operated Programs: Opportunity Schools and Full Day Opportunity Classes, Specialized Secondary Schools | 0.00 | 0.00 | 0.00 | 0.00 | 0.00 | 0% |
| f. Total, Charter School Funded County Program ADA (Sum of Lines C7a through C7e) | 0.00 | 0.00 | 0.00 | 0.00 | 0.00 | 0% |
| 8. TOTAL CHARTER SCHOOL ADA (Sum of Lines C5, C6d, and C7f) | 0.00 | 0.00 | 0.00 | 0.00 | 0.00 | 0% |
| 9. TOTAL CHARTER SCHOOL ADA Reported in Fund 01, 09, or 62 (Sum of Lines C4 and C8) | 0.00 | 0.00 | 0.00 | 0.00 | 0.00 | 0% |

| Object | Beginning Balances (Ref. Only) | ACTUALS THROUGH THE MONTH OF (Enter Month Name): | | | | | | | | | | | |
|---|--------------------------------|--|----------------|----------------|----------------|----------------|---------------|---------------|----------------|----------|--|--|--|
| | | January | July | August | September | October | November | December | January | February | | | |
| A. BEGINNING CASH | | | | | | | | | | | | | |
| 8010-8019 | | 31,270,677.70 | 21,005,109.52 | 16,232,901.71 | 20,489,315.51 | 19,381,511.57 | 22,292,715.31 | 34,910,501.07 | 35,411,956.03 | | | | |
| B. RECEIPTS | | | | | | | | | | | | | |
| LCFF/Revenue Limit Sources | | | | | | | | | | | | | |
| 8020-8079 | | 3,242,006.00 | 3,242,006.00 | 10,395,631.00 | 5,835,611.00 | 5,835,611.00 | 10,395,632.00 | 5,835,611.00 | 4,829,799.08 | | | | |
| 8080-8099 | | 0.00 | 161,158.83 | 59,257.43 | 0.00 | 502,729.09 | 4,241,472.47 | 958,515.41 | 0.00 | | | | |
| Miscellaneous Funds | | | | | | | | | | | | | |
| 8100-8299 | | 63,205.34 | 135,040.56 | 620,834.85 | 537,674.00 | 42,682.98 | 4,552,755.21 | 528,516.03 | 0.00 | | | | |
| 8300-8599 | | 0.00 | 561,707.37 | 226,897.02 | 654,707.00 | 2,959,246.34 | 2,021,486.00 | 2,377,870.47 | 0.00 | | | | |
| 8600-8799 | | 282,213.22 | 290,592.00 | 594,215.13 | 508,677.18 | 603,178.35 | 522,792.79 | 758,130.64 | 499,980.66 | | | | |
| 8910-8929 | | 0.00 | 0.00 | 0.00 | 0.00 | 0.00 | 0.00 | 0.00 | 0.00 | | | | |
| 8930-8979 | | 0.00 | 0.00 | 0.00 | 0.00 | 0.00 | 0.00 | 0.00 | 0.00 | | | | |
| TOTAL RECEIPTS | | | | | | | | | | | | | |
| | | 3,587,424.56 | 4,390,504.76 | 11,896,835.43 | 7,536,669.18 | 9,943,447.76 | 21,734,138.47 | 10,458,643.55 | 5,329,779.74 | | | | |
| C. DISBURSEMENTS | | | | | | | | | | | | | |
| Certificated Salaries | | | | | | | | | | | | | |
| 1000-1999 | | 364,895.33 | 4,762,170.58 | 4,246,263.41 | 4,268,603.77 | 4,295,361.19 | 4,330,090.02 | 4,284,244.27 | 4,358,333.64 | | | | |
| 2000-2999 | | 505,188.71 | 921,885.11 | 1,318,023.54 | 1,333,489.76 | 1,293,313.63 | 1,289,387.54 | 1,242,606.51 | 1,267,107.27 | | | | |
| 3000-3999 | | 449,690.68 | 2,210,413.55 | 2,231,981.59 | 2,288,108.10 | 2,319,304.66 | 2,324,528.47 | 2,324,357.17 | 2,381,881.49 | | | | |
| 4000-4999 | | 168,290.79 | 1,130,128.00 | 419,458.64 | 328,449.69 | 398,292.64 | 148,855.16 | 310,641.02 | 2,728,406.87 | | | | |
| 5000-5999 | | 1,261,403.50 | 611,766.53 | 615,416.41 | 767,416.74 | 514,548.45 | 890,105.46 | 1,423,529.49 | 860,834.79 | | | | |
| 6000-6599 | | 0.00 | 0.00 | 0.00 | 3,332.62 | 3,332.62 | 638,831.00 | 0.00 | 0.00 | | | | |
| 7000-7499 | | 30,173.00 | 30,173.00 | 353,578.50 | 54,311.00 | 54,311.00 | 54,311.00 | 54,311.00 | 423,314.00 | | | | |
| 7600-7629 | | 0.00 | 0.00 | 0.00 | 0.00 | 0.00 | 0.00 | 0.00 | 0.00 | | | | |
| 7630-7699 | | 0.00 | 0.00 | 0.00 | 0.00 | 0.00 | 0.00 | 0.00 | 0.00 | | | | |
| TOTAL DISBURSEMENTS | | | | | | | | | | | | | |
| | | 2,779,642.01 | 9,666,536.77 | 9,184,722.09 | 9,040,379.06 | 8,878,464.19 | 9,394,315.34 | 10,278,520.46 | 12,019,878.06 | | | | |
| D. BALANCE SHEET ITEMS | | | | | | | | | | | | | |
| <u>Assets and Deferred Outflows</u> | | | | | | | | | | | | | |
| 9111-9199 | | (11,000.00) | 0.00 | 0.00 | 0.00 | 0.00 | 0.00 | 0.00 | 0.00 | | | | |
| 9200-9299 | | (12,286,470.16) | 15,882,731.57 | 2,067,852.01 | 150,298.73 | 1,987,508.17 | 678.63 | 4,747.29 | 51,611.90 | | | | |
| 9310 | | 0.00 | 0.00 | 0.00 | 0.00 | (500,000.00) | 0.00 | 133,077.19 | 0.00 | | | | |
| 9320 | | (201,643.39) | 33,400.03 | 2,273.28 | 13,080.94 | 17,778.04 | (491.61) | 8,942.02 | 0.00 | | | | |
| 9330 | | 0.00 | 0.00 | 0.00 | 0.00 | 0.00 | 0.00 | 0.00 | 0.00 | | | | |
| 9340 | | 0.00 | 0.00 | 0.00 | 0.00 | 0.00 | 0.00 | 0.00 | 0.00 | | | | |
| 9490 | | 0.00 | 0.00 | 0.00 | 0.00 | 0.00 | 0.00 | 0.00 | 0.00 | | | | |
| SUBTOTAL | | | | | | | | | | | | | |
| | | (12,499,113.55) | (7,917,502.54) | (2,070,125.29) | (163,379.67) | (1,505,286.21) | (187.02) | (146,766.50) | (51,611.90) | | | | |
| <u>Liabilities and Deferred Inflows</u> | | | | | | | | | | | | | |
| 9500-9599 | | 4,639,647.56 | 3,155,509.22 | 454,147.31 | (232,526.27) | (340,933.96) | (277,775.61) | (174,565.37) | 307,223.00 | | | | |
| 9610 | | 72,016.48 | 338.97 | 71,677.51 | 0.00 | 0.00 | 0.00 | 0.00 | 0.00 | | | | |
| 9640 | | 13,970,000.00 | 13,970,000.00 | 0.00 | 0.00 | 0.00 | 0.00 | 0.00 | 0.00 | | | | |
| 9650 | | 613,475.48 | 613,475.46 | 0.01 | 0.00 | 0.00 | 0.00 | 0.00 | 0.00 | | | | |
| 9690 | | 0.00 | 0.00 | 0.00 | 0.00 | 0.00 | 0.00 | 0.00 | 0.00 | | | | |
| SUBTOTAL | | | | | | | | | | | | | |
| | | 19,295,139.52 | 3,155,848.19 | 525,824.83 | (232,526.27) | (340,933.96) | (277,775.61) | (174,565.37) | 307,223.00 | | | | |
| Nonoperating | | | | | | | | | | | | | |
| 9910 | | 0.00 | 0.00 | 0.00 | 0.00 | 0.00 | 0.00 | 0.00 | 0.00 | | | | |
| TOTAL BALANCE SHEET ITEMS | | | | | | | | | | | | | |
| | | (11,073,350.73) | 503,824.20 | 1,544,300.46 | 395,905.94 | 1,846,220.17 | 277,982.63 | 321,331.87 | (258,611.10) | | | | |
| E. NET INCREASE/DECREASE (B - C + D) | | | | | | | | | | | | | |
| | | (10,265,568.18) | (4,772,207.81) | 4,256,413.80 | (1,107,803.94) | 2,911,203.74 | 12,617,785.76 | 501,454.96 | (6,945,709.42) | | | | |
| F. ENDING CASH (A + E) | | | | | | | | | | | | | |
| | | 21,005,109.52 | 16,232,901.71 | 20,489,315.51 | 19,381,511.57 | 22,292,715.31 | 34,910,501.07 | 35,411,956.03 | 28,466,246.61 | | | | |
| G. ENDING CASH, PLUS CASH ACCRUALS AND ADJUSTMENTS | | | | | | | | | | | | | |

| ACTUALS THROUGH THE MONTH OF (Enter Month Name) | Object | March | April | May | June | Accruals | Adjustments | TOTAL | BUDGET |
|---|-----------|---------------|---------------|----------------|-----------------|---------------|-------------|----------------|----------------|
| A. BEGINNING CASH | January | 28,466,246.61 | 34,316,847.92 | 39,684,018.23 | 30,758,903.81 | | | | |
| B. RECEIPTS | | | | | | | | | |
| LCFF/Revenue Limit Sources | 8010-8019 | 7,423,177.32 | 10,603,952.96 | 7,423,177.32 | 7,423,177.32 | 0.00 | 0.00 | 82,485,392.00 | 82,485,392.00 |
| Principal Apportionment | 8020-8079 | 0.00 | 2,767,804.77 | 0.00 | 0.00 | 0.00 | 0.00 | 8,690,938.00 | 8,690,938.00 |
| Property Taxes | 8080-8099 | 0.00 | 0.00 | 0.00 | 0.00 | 0.00 | 0.00 | 0.00 | 0.00 |
| Miscellaneous Funds | 8100-8299 | 9,663,458.75 | 0.00 | 0.00 | 0.00 | 11,235,722.28 | 0.00 | 27,379,890.00 | 27,379,890.00 |
| Federal Revenue | 8300-8599 | 766,148.52 | 3,129,246.34 | 915,476.25 | 1,372,382.86 | 792,878.83 | 0.00 | 15,778,047.00 | 15,778,047.00 |
| Other State Revenue | 8600-8799 | 167,243.92 | 143,816.72 | 452,089.47 | 842,566.88 | 242,553.04 | 0.00 | 5,908,030.00 | 5,908,030.00 |
| Other Local Revenue | 8910-8929 | 0.00 | 0.00 | 0.00 | 0.00 | 0.00 | 0.00 | 0.00 | 0.00 |
| Interfund Transfers In | 8930-8979 | 0.00 | 0.00 | 0.00 | 0.00 | 0.00 | 0.00 | 0.00 | 0.00 |
| All Other Financing Sources | | 18,020,028.51 | 16,644,820.79 | 8,790,723.04 | 9,638,127.06 | 12,271,154.15 | 0.00 | 140,242,297.00 | 140,242,297.00 |
| TOTAL RECEIPTS | | | | | | | | | |
| C. DISBURSEMENTS | | | | | | | | | |
| Certificated Salaries | 1000-1999 | 4,569,297.64 | 4,449,104.86 | 6,101,447.74 | 4,546,340.03 | 468,469.52 | 0.00 | 51,043,622.00 | 51,043,622.00 |
| Classified Salaries | 2000-2999 | 1,274,750.85 | 1,312,580.53 | 1,330,157.07 | 2,838,315.72 | 278,047.96 | 0.00 | 16,204,854.00 | 16,204,854.00 |
| Employee Benefits | 3000-3999 | 2,482,610.51 | 2,415,361.82 | 2,536,754.96 | 2,796,745.00 | 389,750.00 | 0.00 | 27,151,488.00 | 27,151,488.00 |
| Books and Supplies | 4000-4999 | 2,199,314.57 | 2,345,751.00 | 2,690,289.00 | 3,606,886.00 | 5,410,381.62 | 0.00 | 21,885,145.00 | 21,885,145.00 |
| Services | 5000-5999 | 1,498,347.02 | 1,323,006.52 | 1,571,553.00 | 4,731,957.00 | 999,178.09 | 0.00 | 17,069,063.00 | 17,069,063.00 |
| Capital Outlay | 6000-6599 | 0.00 | 0.00 | 3,042,445.69 | 0.00 | 0.00 | 0.00 | 4,041,647.00 | 4,041,647.00 |
| Other Outgo | 7000-7499 | 13,360.00 | 12,864.00 | 278,190.00 | 556,489.00 | 388,694.50 | 0.00 | 2,304,060.00 | 2,304,060.00 |
| Interfund Transfers Out | 7600-7629 | 0.00 | 0.00 | 0.00 | 0.00 | 0.00 | 0.00 | 0.00 | 0.00 |
| All Other Financing Uses | 7630-7699 | 0.00 | 0.00 | 0.00 | 0.00 | 0.00 | 0.00 | 0.00 | 0.00 |
| TOTAL DISBURSEMENTS | | 12,037,880.39 | 11,857,668.73 | 17,550,837.46 | 19,076,712.75 | 7,934,521.69 | 0.00 | 139,699,879.00 | 139,699,879.00 |
| D. BALANCE SHEET ITEMS | | | | | | | | | |
| Assets and Deferred Outflows | | | | | | | | | |
| Cash Not in Treasury | 9111-9199 | 0.00 | 0.00 | 0.00 | 0.00 | 0.00 | 0.00 | 0.00 | 0.00 |
| Accounts Receivable | 9200-9299 | 3,253.19 | 715,018.25 | 0.00 | 24,993.00 | 0.00 | 0.00 | 12,937,790.17 | 12,937,790.17 |
| Due From Other Funds | 9310 | 0.00 | 0.00 | 0.00 | 0.00 | 0.00 | 0.00 | (366,922.81) | (366,922.81) |
| Stores | 9320 | 0.00 | 0.00 | 0.00 | 0.00 | 0.00 | 0.00 | 77,664.31 | 77,664.31 |
| Prepaid Expenditures | 9330 | 0.00 | 0.00 | 0.00 | 0.00 | 0.00 | 0.00 | 0.00 | 0.00 |
| Other Current Assets | 9340 | 0.00 | 0.00 | 0.00 | 0.00 | 0.00 | 0.00 | 0.00 | 0.00 |
| Deferred Outflows of Resources | 9490 | 0.00 | 0.00 | 0.00 | 0.00 | 0.00 | 0.00 | 0.00 | 0.00 |
| SUBTOTAL | | 3,253.19 | 715,018.25 | 0.00 | 24,993.00 | 0.00 | 0.00 | 12,648,531.67 | 12,648,531.67 |
| Liabilities and Deferred Inflows | | | | | | | | | |
| Accounts Payable | 9500-9599 | 135,000.00 | 135,000.00 | 165,000.00 | 2,287,954.00 | 0.00 | 0.00 | 6,412,145.84 | 6,412,145.84 |
| Due To Other Funds | 9610 | 0.00 | 0.00 | 0.00 | 0.00 | 0.00 | 0.00 | 72,016.48 | 72,016.48 |
| Current Loans | 9640 | 0.00 | 0.00 | 0.00 | 0.00 | 0.00 | 0.00 | 13,970,000.00 | 13,970,000.00 |
| Unearned Revenues | 9650 | 0.00 | 0.00 | 0.00 | 0.00 | 0.00 | 0.00 | 613,475.47 | 613,475.47 |
| Deferred Inflows of Resources | 9690 | 0.00 | 0.00 | 0.00 | 0.00 | 0.00 | 0.00 | 0.00 | 0.00 |
| SUBTOTAL | | 135,000.00 | 135,000.00 | 165,000.00 | 2,287,954.00 | 0.00 | 0.00 | 21,067,637.79 | 21,067,637.79 |
| Nonoperating | | | | | | | | | |
| Suspense Clearing | 9910 | | | | | | | 0.00 | 0.00 |
| TOTAL BALANCE SHEET ITEMS | | (131,746.81) | 580,018.25 | (165,000.00) | (2,262,961.00) | 0.00 | 0.00 | (8,419,106.12) | (8,419,106.12) |
| E. NET INCREASE/DECREASE (B - C + D) | | 5,850,601.31 | 5,367,170.31 | (8,925,114.42) | (11,701,546.69) | 4,336,632.46 | 0.00 | (7,876,688.12) | (7,876,688.12) |
| F. ENDING CASH (A + E) | | 34,316,847.92 | 39,684,018.23 | 30,758,903.81 | 19,057,357.12 | | | | |
| G. ENDING CASH, PLUS CASH ACCRUALS AND ADJUSTMENTS | | | | | | | | 23,393,989.58 | 23,393,989.58 |

| Object | Beginning Balances (Ref. Only) | July | August | September | October | November | December | January | February |
|--|--------------------------------|---------------|---------------|---------------|---------------|---------------|---------------|---------------|---------------|
| ACTUALS THROUGH THE MONTH OF (Enter Month Name): | | | | | | | | | |
| A. BEGINNING CASH | | 19,057,357.12 | 19,057,357.12 | 19,057,357.12 | 19,057,357.12 | 19,057,357.12 | 19,057,357.12 | 19,057,357.12 | 19,057,357.12 |
| B. RECEIPTS | | | | | | | | | |
| LCFF/Revenue Limit Sources | | | | | | | | | |
| Principal Apportionment | | | | | | | | | |
| Property Taxes | | | | | | | | | |
| Miscellaneous Funds | | | | | | | | | |
| Federal Revenue | | | | | | | | | |
| Other State Revenue | | | | | | | | | |
| Other Local Revenue | | | | | | | | | |
| Interfund Transfers In | | | | | | | | | |
| All Other Financing Sources | | | | | | | | | |
| TOTAL RECEIPTS | | 0.00 | 0.00 | 0.00 | 0.00 | 0.00 | 0.00 | 0.00 | 0.00 |
| C. DISBURSEMENTS | | | | | | | | | |
| Certificated Salaries | | | | | | | | | |
| Classified Salaries | | | | | | | | | |
| Employee Benefits | | | | | | | | | |
| Books and Supplies | | | | | | | | | |
| Services | | | | | | | | | |
| Capital Outlay | | | | | | | | | |
| Other Outgo | | | | | | | | | |
| Interfund Transfers Out | | | | | | | | | |
| All Other Financing Uses | | | | | | | | | |
| TOTAL DISBURSEMENTS | | 0.00 | 0.00 | 0.00 | 0.00 | 0.00 | 0.00 | 0.00 | 0.00 |
| D. BALANCE SHEET ITEMS | | | | | | | | | |
| Assets and Deferred Outflows | | | | | | | | | |
| Cash Not In Treasury | | | | | | | | | |
| Accounts Receivable | | | | | | | | | |
| Due From Other Funds | | | | | | | | | |
| Stores | | | | | | | | | |
| Prepaid Expenditures | | | | | | | | | |
| Other Current Assets | | | | | | | | | |
| Deferred Outflows of Resources | | | | | | | | | |
| SUBTOTAL | | 0.00 | 0.00 | 0.00 | 0.00 | 0.00 | 0.00 | 0.00 | 0.00 |
| Liabilities and Deferred Inflows | | | | | | | | | |
| Accounts Payable | | | | | | | | | |
| Due To Other Funds | | | | | | | | | |
| Current Loans | | | | | | | | | |
| Unearned Revenues | | | | | | | | | |
| Deferred Inflows of Resources | | | | | | | | | |
| SUBTOTAL | | 0.00 | 0.00 | 0.00 | 0.00 | 0.00 | 0.00 | 0.00 | 0.00 |
| Nonoperating | | | | | | | | | |
| Suspense Clearing | | | | | | | | | |
| TOTAL BALANCE SHEET ITEMS | | 0.00 | 0.00 | 0.00 | 0.00 | 0.00 | 0.00 | 0.00 | 0.00 |
| E. NET INCREASE/DECREASE (B - C + D) | | 0.00 | 0.00 | 0.00 | 0.00 | 0.00 | 0.00 | 0.00 | 0.00 |
| F. ENDING CASH (A + E) | | 19,057,357.12 | 19,057,357.12 | 19,057,357.12 | 19,057,357.12 | 19,057,357.12 | 19,057,357.12 | 19,057,357.12 | 19,057,357.12 |
| G. ENDING CASH, PLUS CASH ACCRUALS AND ADJUSTMENTS | | | | | | | | | |

| ACTUALS THROUGH THE MONTH OF (Enter Month Name) | Object | March | April | May | June | Accruals | Adjustments | TOTAL | BUDGET |
|---|-----------|---------------|---------------|---------------|---------------|----------|-------------|---------------|---------------|
| A. BEGINNING CASH | January | 19,057,357.12 | 19,057,357.12 | 19,057,357.12 | 19,057,357.12 | | | | |
| B. RECEIPTS | | | | | | | | | |
| LCFF/Revenue Limit Sources | 8010-8019 | | | | | | | 0.00 | |
| Principal Apportionment | 8020-8079 | | | | | | | 0.00 | |
| Property Taxes | 8080-8099 | | | | | | | 0.00 | |
| Miscellaneous Funds | 8100-8299 | | | | | | | 0.00 | |
| Federal Revenue | 8300-8599 | | | | | | | 0.00 | |
| Other State Revenue | 8600-8799 | | | | | | | 0.00 | |
| Other Local Revenue | 8910-8929 | | | | | | | 0.00 | |
| Interfund Transfers In | 8930-8979 | | | | | | | 0.00 | |
| All Other Financing Sources | | 0.00 | 0.00 | 0.00 | 0.00 | 0.00 | 0.00 | 0.00 | 0.00 |
| TOTAL RECEIPTS | | | | | | | | | |
| C. DISBURSEMENTS | | | | | | | | | |
| Certificated Salaries | 1000-1999 | | | | | | | 0.00 | |
| Classified Salaries | 2000-2999 | | | | | | | 0.00 | |
| Employee Benefits | 3000-3999 | | | | | | | 0.00 | |
| Books and Supplies | 4000-4999 | | | | | | | 0.00 | |
| Services | 5000-5999 | | | | | | | 0.00 | |
| Capital Outlay | 6000-6599 | | | | | | | 0.00 | |
| Other Outgo | 7000-7499 | | | | | | | 0.00 | |
| Interfund Transfers Out | 7600-7629 | | | | | | | 0.00 | |
| All Other Financing Uses | 7630-7699 | | | | | | | 0.00 | |
| TOTAL DISBURSEMENTS | | 0.00 | 0.00 | 0.00 | 0.00 | 0.00 | 0.00 | 0.00 | 0.00 |
| D. BALANCE SHEET ITEMS | | | | | | | | | |
| <u>Assets and Deferred Outflows</u> | | | | | | | | | |
| Cash Not In Treasury | 9111-9199 | | | | | | | 0.00 | |
| Accounts Receivable | 9200-9299 | | | | | | | 0.00 | |
| Due From Other Funds | 9310 | | | | | | | 0.00 | |
| Stores | 9320 | | | | | | | 0.00 | |
| Prepaid Expenditures | 9330 | | | | | | | 0.00 | |
| Other Current Assets | 9340 | | | | | | | 0.00 | |
| Deferred Outflows of Resources | 9490 | | | | | | | 0.00 | |
| SUBTOTAL | | 0.00 | 0.00 | 0.00 | 0.00 | 0.00 | 0.00 | 0.00 | 0.00 |
| <u>Liabilities and Deferred Inflows</u> | | | | | | | | | |
| Accounts Payable | 9500-9599 | | | | | | | 0.00 | |
| Due To Other Funds | 9610 | | | | | | | 0.00 | |
| Current Loans | 9640 | | | | | | | 0.00 | |
| Unearned Revenues | 9650 | | | | | | | 0.00 | |
| Deferred Inflows of Resources | 9690 | | | | | | | 0.00 | |
| SUBTOTAL | | 0.00 | 0.00 | 0.00 | 0.00 | 0.00 | 0.00 | 0.00 | 0.00 |
| Nonoperating | | | | | | | | | |
| Suspense Clearing | 9910 | | | | | | | 0.00 | |
| TOTAL BALANCE SHEET ITEMS | | 0.00 | 0.00 | 0.00 | 0.00 | 0.00 | 0.00 | 0.00 | 0.00 |
| E. NET INCREASE/DECREASE (B - C + D) | | 0.00 | 0.00 | 0.00 | 0.00 | 0.00 | 0.00 | 0.00 | 0.00 |
| F. ENDING CASH (A + E) | | 19,057,357.12 | 19,057,357.12 | 19,057,357.12 | 19,057,357.12 | | | 19,057,357.12 | 19,057,357.12 |
| G. ENDING CASH, PLUS CASH ACCRUALS AND ADJUSTMENTS | | | | | | | | | |

| Description | Object Codes | Projected Year Totals (Form 011) (A) | % Change (Cols. C-A/A) (B) | 2022-23 Projection (C) | % Change (Cols. E-C/C) (D) | 2023-24 Projection (E) |
|---|----------------------|--------------------------------------|----------------------------|------------------------|----------------------------|------------------------|
| (Enter projections for subsequent years 1 and 2 in Columns C and E; current year - Column A - is extracted) | | | | | | |
| A. REVENUES AND OTHER FINANCING SOURCES | | | | | | |
| 1. LCFF/Revenue Limit Sources | 8010-8099 | 91,176,330.00 | 0.32% | 91,467,077.00 | 3.61% | 94,773,600.00 |
| 2. Federal Revenues | 8100-8299 | 450,000.00 | 0.00% | 450,000.00 | 0.00% | 450,000.00 |
| 3. Other State Revenues | 8300-8599 | 1,368,052.00 | 0.49% | 1,374,768.00 | 0.60% | 1,383,061.00 |
| 4. Other Local Revenues | 8600-8799 | 813,359.00 | -17.80% | 668,552.00 | -3.74% | 643,552.00 |
| 5. Other Financing Sources | | | | | | |
| a. Transfers In | 8900-8929 | 0.00 | 0.00% | 0.00 | 0.00% | 0.00 |
| b. Other Sources | 8930-8979 | 0.00 | 0.00% | 0.00 | 0.00% | 0.00 |
| c. Contributions | 8980-8999 | (11,432,921.00) | 46.77% | (16,780,643.00) | 2.87% | (17,263,012.00) |
| 6. Total (Sum lines A1 thru A5c) | | 82,374,820.00 | -6.31% | 77,179,754.00 | 3.64% | 79,987,201.00 |
| B. EXPENDITURES AND OTHER FINANCING USES | | | | | | |
| 1. Certificated Salaries | | | | | | |
| a. Base Salaries | | | | 38,476,171.00 | | 39,130,649.00 |
| b. Step & Column Adjustment | | | | 81,361.00 | | 81,361.00 |
| c. Cost-of-Living Adjustment | | | | 0.00 | | 0.00 |
| d. Other Adjustments | | | | 573,117.00 | | 0.00 |
| e. Total Certificated Salaries (Sum lines B1a thru B1d) | 1000-1999 | 38,476,171.00 | 1.70% | 39,130,649.00 | 0.21% | 39,212,010.00 |
| 2. Classified Salaries | | | | | | |
| a. Base Salaries | | | | 9,043,896.00 | | 9,599,627.00 |
| b. Step & Column Adjustment | | | | 99,316.00 | | 99,316.00 |
| c. Cost-of-Living Adjustment | | | | 0.00 | | 0.00 |
| d. Other Adjustments | | | | 456,415.00 | | 0.00 |
| e. Total Classified Salaries (Sum lines B2a thru B2d) | 2000-2999 | 9,043,896.00 | 6.14% | 9,599,627.00 | 1.03% | 9,698,943.00 |
| 3. Employee Benefits | 3000-3999 | 19,964,079.00 | 5.79% | 21,120,936.00 | 1.31% | 21,397,815.00 |
| 4. Books and Supplies | 4000-4999 | 3,580,360.00 | -24.74% | 2,694,468.00 | -7.42% | 2,494,468.00 |
| 5. Services and Other Operating Expenditures | 5000-5999 | 5,395,791.00 | 2.21% | 5,515,115.00 | 5.06% | 5,794,120.00 |
| 6. Capital Outlay | 6000-6999 | 85,271.00 | -100.00% | 0.00 | 0.00% | 0.00 |
| 7. Other Outgo (excluding Transfers of Indirect Costs) | 7100-7299, 7400-7499 | 2,485,000.00 | 0.00% | 2,485,000.00 | 0.00% | 2,485,000.00 |
| 8. Other Outgo - Transfers of Indirect Costs | 7300-7399 | (837,299.00) | 0.32% | (840,007.00) | 0.00% | (840,007.00) |
| 9. Other Financing Uses | | | | | | |
| a. Transfers Out | 7600-7629 | 0.00 | 0.00% | 0.00 | 0.00% | 0.00 |
| b. Other Uses | 7630-7699 | 0.00 | 0.00% | 0.00 | 0.00% | 0.00 |
| 10. Other Adjustments (Explain in Section F below) | | | | | | |
| 11. Total (Sum lines B1 thru B10) | | 78,193,269.00 | 1.93% | 79,705,788.00 | 0.67% | 80,242,349.00 |
| C. NET INCREASE (DECREASE) IN FUND BALANCE | | | | | | |
| (Line A6 minus line B11) | | | | | | |
| | | 4,181,551.00 | | (2,526,034.00) | | (255,148.00) |
| D. FUND BALANCE | | | | | | |
| 1. Net Beginning Fund Balance (Form 011, line F1e) | | 20,968,601.00 | | 25,150,152.00 | | 22,624,118.00 |
| 2. Ending Fund Balance (Sum lines C and D1) | | 25,150,152.00 | | 22,624,118.00 | | 22,368,970.00 |
| 3. Components of Ending Fund Balance (Form 011) | | | | | | |
| a. Nonspendable | 9710-9719 | 56,000.00 | | 16,000.00 | | 16,000.00 |
| b. Restricted | 9740 | | | | | |
| c. Committed | | | | | | |
| 1. Stabilization Arrangements | 9750 | 0.00 | | 0.00 | | 0.00 |
| 2. Other Commitments | 9760 | 0.00 | | 0.00 | | 0.00 |
| d. Assigned | 9780 | 20,903,155.00 | | 18,769,058.00 | | 18,662,179.00 |
| e. Unassigned/Unappropriated | | | | | | |
| 1. Reserve for Economic Uncertainties | 9789 | 4,190,997.00 | | 3,839,060.00 | | 3,690,791.00 |
| 2. Unassigned/Unappropriated | 9790 | 0.00 | | 0.00 | | 0.00 |
| f. Total Components of Ending Fund Balance | | | | | | |
| (Line D3f must agree with line D2) | | 25,150,152.00 | | 22,624,118.00 | | 22,368,970.00 |

| Description | Object Codes | Projected Year Totals (Form 011) (A) | % Change (Cols. C-A/A) (B) | 2022-23 Projection (C) | % Change (Cols. E-C/C) (D) | 2023-24 Projection (E) |
|---|--------------|--------------------------------------|----------------------------|------------------------|----------------------------|------------------------|
| E. AVAILABLE RESERVES | | | | | | |
| 1. General Fund | | | | | | |
| a. Stabilization Arrangements | 9750 | 0.00 | | 0.00 | | 0.00 |
| b. Reserve for Economic Uncertainties | 9789 | 4,190,997.00 | | 3,839,060.00 | | 3,690,791.00 |
| c. Unassigned/Unappropriated | 9790 | 0.00 | | 0.00 | | 0.00 |
| (Enter other reserve projections in Columns C and E for subsequent years 1 and 2; current year - Column A - is extracted) | | | | | | |
| 2. Special Reserve Fund - Noncapital Outlay (Fund 17) | | | | | | |
| a. Stabilization Arrangements | 9750 | 0.00 | | 0.00 | | 0.00 |
| b. Reserve for Economic Uncertainties | 9789 | 0.00 | | 0.00 | | 0.00 |
| c. Unassigned/Unappropriated | 9790 | 0.00 | | 0.00 | | 0.00 |
| 3. Total Available Reserves (Sum lines E1a thru E2c) | | 4,190,997.00 | | 3,839,060.00 | | 3,690,791.00 |

F. ASSUMPTIONS

Please provide below or on a separate attachment, the assumptions used to determine the projections for the first and second subsequent fiscal years. Further, please include an explanation for any significant expenditure adjustments projected in lines B1d, B2d, and B10. For additional information, please refer to the Budget Assumptions section of the SACS Financial Reporting Software User Guide.

FY 2022-23 reflects a decrease of 15 teachers (1,248,000) as well as a 4% increase to the salary schedule \$2,277,532.

| Description | Object Codes | Projected Year Totals (Form 011) (A) | % Change (Cols. C-A/A) (B) | 2022-23 Projection (C) | % Change (Cols. E-C/C) (D) | 2023-24 Projection (E) |
|---|----------------------|--------------------------------------|----------------------------|------------------------|----------------------------|------------------------|
| (Enter projections for subsequent years 1 and 2 in Columns C and E; current year - Column A - is extracted) | | | | | | |
| A. REVENUES AND OTHER FINANCING SOURCES | | | | | | |
| 1. LCFF/Revenue Limit Sources | 8010-8099 | 0.00 | 0.00% | 0.00 | 0.00% | 0.00 |
| 2. Federal Revenues | 8100-8299 | 26,929,890.00 | -45.54% | 14,665,204.00 | -31.76% | 10,007,705.00 |
| 3. Other State Revenues | 8300-8599 | 14,409,995.00 | -22.46% | 11,172,940.00 | -11.67% | 9,869,228.00 |
| 4. Other Local Revenues | 8600-8799 | 5,094,671.00 | 10.78% | 5,644,060.00 | 0.00% | 5,644,060.00 |
| 5. Other Financing Sources | | | | | | |
| a. Transfers In | 8900-8929 | 0.00 | 0.00% | 0.00 | 0.00% | 0.00 |
| b. Other Sources | 8930-8979 | 0.00 | 0.00% | 0.00 | 0.00% | 0.00 |
| c. Contributions | 8980-8999 | 11,432,921.00 | 46.77% | 16,780,643.00 | 2.87% | 17,263,012.00 |
| 6. Total (Sum lines A1 thru A5c) | | 57,867,477.00 | -16.60% | 48,262,847.00 | -11.35% | 42,784,005.00 |
| B. EXPENDITURES AND OTHER FINANCING USES | | | | | | |
| 1. Certificated Salaries | | | | | | |
| a. Base Salaries | | | | 12,567,451.00 | | 13,191,318.00 |
| b. Step & Column Adjustment | | | | 81,209.00 | | 81,209.00 |
| c. Cost-of-Living Adjustment | | | | 0.00 | | 0.00 |
| d. Other Adjustments | | | | 542,658.00 | | 0.00 |
| e. Total Certificated Salaries (Sum lines B1a thru B1d) | 1000-1999 | 12,567,451.00 | 4.96% | 13,191,318.00 | 0.62% | 13,272,527.00 |
| 2. Classified Salaries | | | | | | |
| a. Base Salaries | | | | 7,160,958.00 | | 7,500,874.00 |
| b. Step & Column Adjustment | | | | 53,478.00 | | 53,478.00 |
| c. Cost-of-Living Adjustment | | | | 0.00 | | 0.00 |
| d. Other Adjustments | | | | 286,438.00 | | |
| e. Total Classified Salaries (Sum lines B2a thru B2d) | 2000-2999 | 7,160,958.00 | 4.75% | 7,500,874.00 | 0.71% | 7,554,352.00 |
| 3. Employee Benefits | 3000-3999 | 7,187,409.00 | 0.44% | 7,218,759.00 | 0.43% | 7,250,109.00 |
| 4. Books and Supplies | 4000-4999 | 18,304,785.00 | -38.13% | 11,325,916.00 | -49.58% | 5,711,036.00 |
| 5. Services and Other Operating Expenditures | 5000-5999 | 11,673,272.00 | -31.68% | 7,975,638.00 | 0.00% | 7,975,639.00 |
| 6. Capital Outlay | 6000-6999 | 3,956,376.00 | -89.89% | 400,000.00 | -7.50% | 370,000.00 |
| 7. Other Outgo (excluding Transfers of Indirect Costs) | 7100-7299, 7400-7499 | 0.00 | 0.00% | 0.00 | 0.00% | 0.00 |
| 8. Other Outgo - Transfers of Indirect Costs | 7300-7399 | 656,359.00 | -0.92% | 650,342.00 | 0.00% | 650,342.00 |
| 9. Other Financing Uses | | | | | | |
| a. Transfers Out | 7600-7629 | 0.00 | 0.00% | 0.00 | 0.00% | 0.00 |
| b. Other Uses | 7630-7699 | 0.00 | 0.00% | 0.00 | 0.00% | 0.00 |
| 10. Other Adjustments (Explain in Section F below) | | | | | | |
| 11. Total (Sum lines B1 thru B10) | | 61,506,610.00 | -21.53% | 48,262,847.00 | -11.35% | 42,784,005.00 |
| C. NET INCREASE (DECREASE) IN FUND BALANCE | | | | | | |
| (Line A6 minus line B11) | | | | | | |
| | | (3,639,133.00) | | 0.00 | | 0.00 |
| D. FUND BALANCE | | | | | | |
| 1. Net Beginning Fund Balance (Form 011, line F1e) | | 3,639,133.00 | | 0.00 | | 0.00 |
| 2. Ending Fund Balance (Sum lines C and D1) | | 0.00 | | 0.00 | | 0.00 |
| 3. Components of Ending Fund Balance (Form 011) | | | | | | |
| a. Nonspendable | 9710-9719 | 0.00 | | 0.00 | | 0.00 |
| b. Restricted | 9740 | 0.00 | | 0.00 | | 0.00 |
| c. Committed | | | | | | |
| 1. Stabilization Arrangements | 9750 | | | | | |
| 2. Other Commitments | 9760 | | | | | |
| d. Assigned | 9780 | | | | | |
| e. Unassigned/Unappropriated | | | | | | |
| 1. Reserve for Economic Uncertainties | 9789 | | | | | |
| 2. Unassigned/Unappropriated | 9790 | 0.00 | | 0.00 | | 0.00 |
| f. Total Components of Ending Fund Balance (Line D3f must agree with line D2) | | 0.00 | | 0.00 | | 0.00 |

| Description Object Codes | Projected Year Totals (Form 011) (A) | % Change (Cols. C-A/A) (B) | 2022-23 Projection (C) | % Change (Cols. E-C/C) (D) | 2023-24 Projection (E) |
|--|--------------------------------------|----------------------------|------------------------|----------------------------|------------------------|
| E. AVAILABLE RESERVES | | | | | |
| 1. General Fund | | | | | |
| a. Stabilization Arrangements | 9750 | | | | |
| b. Reserve for Economic Uncertainties | 9789 | | | | |
| c. Unassigned/Unappropriated Amount | 9790 | | | | |
| (Enter current year reserve projections in Column A, and other reserve projections in Columns C and E for subsequent years 1 and 2) | | | | | |
| 2. Special Reserve Fund - Noncapital Outlay (Fund 17) | | | | | |
| a. Stabilization Arrangements | 9750 | | | | |
| b. Reserve for Economic Uncertainties | 9789 | | | | |
| c. Unassigned/Unappropriated | 9790 | | | | |
| 3. Total Available Reserves (Sum lines E1a thru E2c) | | | | | |
| F. ASSUMPTIONS | | | | | |
| Please provide below or on a separate attachment, the assumptions used to determine the projections for the first and second subsequent fiscal years. Further, please include an explanation for any significant expenditure adjustments projected in lines B1d, B2d, and B10. For additional information, please refer to the Budget Assumptions section of the SACS Financial Reporting Software User Guide. | | | | | |
| In 2022-23 the adjustment lines include a 4% increase to the salary schedules. | | | | | |

| Description | Object Codes | Projected Year Totals (Form 011) (A) | % Change (Cols. C-A/A) (B) | 2022-23 Projection (C) | % Change (Cols. E-C/C) (D) | 2023-24 Projection (E) |
|---|----------------------|--------------------------------------|----------------------------|------------------------|----------------------------|------------------------|
| (Enter projections for subsequent years 1 and 2 in Columns C and E; current year - Column A - is extracted) | | | | | | |
| A. REVENUES AND OTHER FINANCING SOURCES | | | | | | |
| 1. LCFF/Revenue Limit Sources | 8010-8099 | 91,176,330.00 | 0.32% | 91,467,077.00 | 3.61% | 94,773,600.00 |
| 2. Federal Revenues | 8100-8299 | 27,379,890.00 | -44.79% | 15,115,204.00 | -30.81% | 10,457,705.00 |
| 3. Other State Revenues | 8300-8599 | 15,778,047.00 | -20.47% | 12,547,708.00 | -10.32% | 11,252,289.00 |
| 4. Other Local Revenues | 8600-8799 | 5,908,030.00 | 6.85% | 6,312,612.00 | -0.40% | 6,287,612.00 |
| 5. Other Financing Sources | | | | | | |
| a. Transfers In | 8900-8929 | 0.00 | 0.00% | 0.00 | 0.00% | 0.00 |
| b. Other Sources | 8930-8979 | 0.00 | 0.00% | 0.00 | 0.00% | 0.00 |
| c. Contributions | 8980-8999 | 0.00 | 0.00% | 0.00 | 0.00% | 0.00 |
| 6. Total (Sum lines A1 thru A5c) | | 140,242,297.00 | -10.55% | 125,442,601.00 | -2.13% | 122,771,206.00 |
| B. EXPENDITURES AND OTHER FINANCING USES | | | | | | |
| 1. Certificated Salaries | | | | | | |
| a. Base Salaries | | | | 51,043,622.00 | | 52,321,967.00 |
| b. Step & Column Adjustment | | | | 162,570.00 | | 162,570.00 |
| c. Cost-of-Living Adjustment | | | | 0.00 | | 0.00 |
| d. Other Adjustments | | | | 1,115,775.00 | | 0.00 |
| e. Total Certificated Salaries (Sum lines B1a thru B1d) | 1000-1999 | 51,043,622.00 | 2.50% | 52,321,967.00 | 0.31% | 52,484,537.00 |
| 2. Classified Salaries | | | | | | |
| a. Base Salaries | | | | 16,204,854.00 | | 17,100,501.00 |
| b. Step & Column Adjustment | | | | 152,794.00 | | 152,794.00 |
| c. Cost-of-Living Adjustment | | | | 0.00 | | 0.00 |
| d. Other Adjustments | | | | 742,853.00 | | 0.00 |
| e. Total Classified Salaries (Sum lines B2a thru B2d) | 2000-2999 | 16,204,854.00 | 5.53% | 17,100,501.00 | 0.89% | 17,253,295.00 |
| 3. Employee Benefits | 3000-3999 | 27,151,488.00 | 4.38% | 28,339,695.00 | 1.09% | 28,647,924.00 |
| 4. Books and Supplies | 4000-4999 | 21,885,145.00 | -35.94% | 14,020,384.00 | -41.47% | 8,205,504.00 |
| 5. Services and Other Operating Expenditures | 5000-5999 | 17,069,063.00 | -20.96% | 13,490,753.00 | 2.07% | 13,769,759.00 |
| 6. Capital Outlay | 6000-6999 | 4,041,647.00 | -90.10% | 400,000.00 | -7.50% | 370,000.00 |
| 7. Other Outgo (excluding Transfers of Indirect Costs) | 7100-7299, 7400-7499 | 2,485,000.00 | 0.00% | 2,485,000.00 | 0.00% | 2,485,000.00 |
| 8. Other Outgo - Transfers of Indirect Costs | 7300-7399 | (180,940.00) | 4.82% | (189,665.00) | 0.00% | (189,665.00) |
| 9. Other Financing Uses | | | | | | |
| a. Transfers Out | 7600-7629 | 0.00 | 0.00% | 0.00 | 0.00% | 0.00 |
| b. Other Uses | 7630-7699 | 0.00 | 0.00% | 0.00 | 0.00% | 0.00 |
| 10. Other Adjustments | | | | 0.00 | | 0.00 |
| 11. Total (Sum lines B1 thru B10) | | 139,699,879.00 | -8.40% | 127,968,635.00 | -3.86% | 123,026,354.00 |
| C. NET INCREASE (DECREASE) IN FUND BALANCE | | | | | | |
| (Line A6 minus line B11) | | | | | | |
| | | 542,418.00 | | (2,526,034.00) | | (255,148.00) |
| D. FUND BALANCE | | | | | | |
| 1. Net Beginning Fund Balance (Form 011, line F1e) | | 24,607,734.00 | | 25,150,152.00 | | 22,624,118.00 |
| 2. Ending Fund Balance (Sum lines C and D1) | | 25,150,152.00 | | 22,624,118.00 | | 22,368,970.00 |
| 3. Components of Ending Fund Balance (Form 011) | | | | | | |
| a. Nonspendable | 9710-9719 | 56,000.00 | | 16,000.00 | | 16,000.00 |
| b. Restricted | 9740 | 0.00 | | 0.00 | | 0.00 |
| c. Committed | | | | | | |
| 1. Stabilization Arrangements | 9750 | 0.00 | | 0.00 | | 0.00 |
| 2. Other Commitments | 9760 | 0.00 | | 0.00 | | 0.00 |
| d. Assigned | 9780 | 20,903,155.00 | | 18,769,058.00 | | 18,662,179.00 |
| e. Unassigned/Unappropriated | | | | | | |
| 1. Reserve for Economic Uncertainties | 9789 | 4,190,997.00 | | 3,839,060.00 | | 3,690,791.00 |
| 2. Unassigned/Unappropriated | 9790 | 0.00 | | 0.00 | | 0.00 |
| f. Total Components of Ending Fund Balance | | | | | | |
| (Line D3f must agree with line D2) | | 25,150,152.00 | | 22,624,118.00 | | 22,368,970.00 |

| Description | Object Codes | Projected Year Totals (Form 011) (A) | % Change (Cols. C-A/A) (B) | 2022-23 Projection (C) | % Change (Cols. E-C/C) (D) | 2023-24 Projection (E) |
|--|--------------|--------------------------------------|----------------------------|------------------------|----------------------------|------------------------|
| E. AVAILABLE RESERVES (Unrestricted except as noted) | | | | | | |
| 1. General Fund | | | | | | |
| a. Stabilization Arrangements | 9750 | 0.00 | | 0.00 | | 0.00 |
| b. Reserve for Economic Uncertainties | 9789 | 4,190,997.00 | | 3,839,060.00 | | 3,690,791.00 |
| c. Unassigned/Unappropriated | 9790 | 0.00 | | 0.00 | | 0.00 |
| d. Negative Restricted Ending Balances (Negative resources 2000-9999) | 979Z | | | 0.00 | | 0.00 |
| 2. Special Reserve Fund - Noncapital Outlay (Fund 17) | | | | | | |
| a. Stabilization Arrangements | 9750 | 0.00 | | 0.00 | | 0.00 |
| b. Reserve for Economic Uncertainties | 9789 | 0.00 | | 0.00 | | 0.00 |
| c. Unassigned/Unappropriated | 9790 | 0.00 | | 0.00 | | 0.00 |
| 3. Total Available Reserves - by Amount (Sum lines E1 thru E2c) | | 4,190,997.00 | | 3,839,060.00 | | 3,690,791.00 |
| 4. Total Available Reserves - by Percent (Line E3 divided by Line F3c) | | 3.00% | | 3.00% | | 3.00% |
| F. RECOMMENDED RESERVES | | | | | | |
| 1. Special Education Pass-through Exclusions | | | | | | |
| For districts that serve as the administrative unit (AU) of a special education local plan area (SELPA): | | | | | | |
| a. Do you choose to exclude from the reserve calculation the pass-through funds distributed to SELPA members? | No | | | | | |
| b. If you are the SELPA AU and are excluding special education pass-through funds: | | | | | | |
| 1. Enter the name(s) of the SELPA(s): | | | | | | |
| 2. Special education pass-through funds | | | | | | |
| (Column A: Fund 10, resources 3300-3499, 6500-6540 and 6546, objects 7211-7213 and 7221-7223; enter projections for subsequent years 1 and 2 in Columns C and E) | | | | | | |
| | | 0.00 | | 0.00 | | 0.00 |
| 2. District ADA | | | | | | |
| Used to determine the reserve standard percentage level on line F3d (Col. A: Form AI, Estimated P-2 ADA column, Lines A4 and C4; enter projections) | | | | | | |
| | | 6,633.83 | | 7,339.11 | | 6,868.92 |
| 3. Calculating the Reserves | | | | | | |
| a. Expenditures and Other Financing Uses (Line B11) | | 139,699,879.00 | | 127,968,635.00 | | 123,026,354.00 |
| b. Plus: Special Education Pass-through Funds (Line F1b2, if Line F1a is No) | | 0.00 | | 0.00 | | 0.00 |
| c. Total Expenditures and Other Financing Uses (Line F3a plus line F3b) | | 139,699,879.00 | | 127,968,635.00 | | 123,026,354.00 |
| d. Reserve Standard Percentage Level (Refer to Form 01CSI, Criterion 10 for calculation details) | | 3% | | 3% | | 3% |
| e. Reserve Standard - By Percent (Line F3c times F3d) | | 4,190,996.37 | | 3,839,059.05 | | 3,690,790.62 |
| f. Reserve Standard - By Amount (Refer to Form 01CSI, Criterion 10 for calculation details) | | 0.00 | | 0.00 | | 0.00 |
| g. Reserve Standard (Greater of Line F3e or F3f) | | 4,190,996.37 | | 3,839,059.05 | | 3,690,790.62 |
| h. Available Reserves (Line E3) Meet Reserve Standard (Line F3g) | | YES | | YES | | YES |

Provide methodology and assumptions used to estimate ADA, enrollment, revenues, expenditures, reserves and fund balance, and multiyear commitments (including cost-of-living adjustments).

Deviations from the standards must be explained and may affect the interim certification.

CRITERIA AND STANDARDS

1. CRITERION: Average Daily Attendance

STANDARD: Funded average daily attendance (ADA) for any of the current fiscal year or two subsequent fiscal years has not changed by more than two percent since first interim projections.

District's ADA Standard Percentage Range: -2.0% to +2.0%

1A. Calculating the District's ADA Variances

DATA ENTRY: First Interim data that exist will be extracted into the first column, otherwise, enter data for all fiscal years. Second Interim Projected Year Totals data that exist for the current year will be extracted; otherwise, enter data for all fiscal years. Enter district regular ADA and charter school ADA corresponding to financial data reported in the General Fund, only, for all fiscal years.

Estimated Funded ADA

| Fiscal Year | First Interim Projected Year Totals (Form 01CSI, Item 1A) | Second Interim Projected Year Totals (Form AI, Lines A4 and C4) | Percent Change | Status |
|-------------------------------|---|---|----------------|----------------|
| Current Year (2021-22) | | | | |
| District Regular | 7,691.75 | 7,691.75 | | |
| Charter School | 0.00 | 0.00 | | |
| Total ADA | 7,691.75 | 7,691.75 | 0.0% | Met |
| 1st Subsequent Year (2022-23) | | | | |
| District Regular | 6,953.79 | 7,339.11 | | |
| Charter School | | | | |
| Total ADA | 6,953.79 | 7,339.11 | 5.5% | Not Met |
| 2nd Subsequent Year (2023-24) | | | | |
| District Regular | 6,953.79 | 7,339.11 | | |
| Charter School | | | | |
| Total ADA | 6,953.79 | 7,339.11 | 5.5% | Not Met |

1B. Comparison of District ADA to the Standard

DATA ENTRY: Enter an explanation if the standard is not met.

- 1a. STANDARD NOT MET - The projected change since first interim projections for funded ADA exceeds two percent in any of the current year or two subsequent fiscal years. Provide reasons why the change(s) exceed the standard, a description of the methods and assumptions used in projecting funded ADA, and what changes will be made to improve the accuracy of projections in this area.

Explanation:
(required if NOT met)

In 2022-23 and 2023-24 the district used the 3 year rolling average as proposed by the Governor to provide a soft landing for the imminent ADA cliff.

2. CRITERION: Enrollment

STANDARD: Projected enrollment for any of the current fiscal year or two subsequent fiscal years has not changed by more than two percent since first interim projections.

District's Enrollment Standard Percentage Range: -2.0% to +2.0%

2A. Calculating the District's Enrollment Variances

DATA ENTRY: First Interim data that exist will be extracted; otherwise, enter data into the first column for all fiscal years. Enter data in the second column for all fiscal years. Enter district regular enrollment and charter school enrollment corresponding to financial data reported in the General Fund, only, for all fiscal years.

| Fiscal Year | Enrollment | | Percent Change | Status |
|-------------------------------|--|-----------------------------------|----------------|------------|
| | First Interim (Form 01CSI, Item 2A) | Second Interim CBEDS/Projected | | |
| Current Year (2021-22) | | | | |
| District Regular | 7,206 | 7,209 | | |
| Charter School | | | | |
| Total Enrollment | 7,206 | 7,209 | 0.0% | Met |
| 1st Subsequent Year (2022-23) | | | | |
| District Regular | 7,206 | 7,209 | | |
| Charter School | | | | |
| Total Enrollment | 7,206 | 7,209 | 0.0% | Met |
| 2nd Subsequent Year (2023-24) | | | | |
| District Regular | 7,206 | 7,209 | | |
| Charter School | | | | |
| Total Enrollment | 7,206 | 7,209 | 0.0% | Met |

2B. Comparison of District Enrollment to the Standard

DATA ENTRY: Enter an explanation if the standard is not met.

- 1a. STANDARD MET - Enrollment projections have not changed since first interim projections by more than two percent for the current year and two subsequent fiscal years.

Explanation:
(required if NOT met)

3. CRITERION: ADA to Enrollment

STANDARD: Projected second period (P-2) average daily attendance (ADA) to enrollment ratio for any of the current fiscal year or two subsequent fiscal years has not increased from the historical average ratio from the three prior fiscal years by more than one half of one percent (0.5%).

3A. Calculating the District's ADA to Enrollment Standard

DATA ENTRY: Unaudited Actuals data that exist will be extracted into the P-2 ADA column for the First Prior Year; otherwise, enter First Prior Year data. P-2 ADA for the second and third prior years are preloaded. First Interim data that exist will be extracted into the Enrollment column; otherwise, enter Enrollment data for all fiscal years. Data should reflect district regular and charter school ADA/enrollment corresponding to financial data reported in the General Fund, only, for all fiscal years.

| Fiscal Year | P-2 ADA Unaudited Actuals (Form A, Lines A4 and C4) | Enrollment CBEDS Actual (Form 01CSI, Item 3A) | Historical Ratio of ADA to Enrollment |
|-----------------------------|---|--|--|
| Third Prior Year (2018-19) | | | |
| District Regular | 7,951 | 8,243 | |
| Charter School | | | |
| Total ADA/Enrollment | 7,951 | 8,243 | 96.5% |
| Second Prior Year (2019-20) | | | |
| District Regular | 7,692 | 7,946 | |
| Charter School | | | |
| Total ADA/Enrollment | 7,692 | 7,946 | 96.8% |
| First Prior Year (2020-21) | | | |
| District Regular | 7,692 | 7,544 | |
| Charter School | 0 | | |
| Total ADA/Enrollment | 7,692 | 7,544 | 102.0% |
| | | Historical Average Ratio: | 98.4% |
| | | District's ADA to Enrollment Standard (historical average ratio plus 0.5%): | 98.9% |

3B. Calculating the District's Projected Ratio of ADA to Enrollment

DATA ENTRY: Estimated P-2 ADA will be extracted into the first column for the Current Year; enter data in the first column for the subsequent fiscal years. Data should reflect district regular and charter school ADA/enrollment corresponding to financial data reported in the General Fund, only, for all fiscal years. All other data are extracted.

| Fiscal Year | Estimated P-2 ADA (Form A1, Lines A4 and C4) | Enrollment CBEDS/Projected (Criterion 2, Item 2A) | Ratio of ADA to Enrollment | Status |
|-------------------------------|---|---|----------------------------|----------------|
| Current Year (2021-22) | | | | |
| District Regular | 6,634 | 7,209 | | |
| Charter School | 0 | | | |
| Total ADA/Enrollment | 6,634 | 7,209 | 92.0% | Met |
| 1st Subsequent Year (2022-23) | | | | |
| District Regular | 7,339 | 7,209 | | |
| Charter School | | | | |
| Total ADA/Enrollment | 7,339 | 7,209 | 101.8% | Not Met |
| 2nd Subsequent Year (2023-24) | | | | |
| District Regular | 6,869 | 7,209 | | |
| Charter School | | | | |
| Total ADA/Enrollment | 6,869 | 7,209 | 95.3% | Met |

3C. Comparison of District ADA to Enrollment Ratio to the Standard

DATA ENTRY: Enter an explanation if the standard is not met.

- 1a. STANDARD NOT MET - Projected P-2 ADA to enrollment ratio exceeds the standard in any of the current year or two subsequent fiscal years. Provide reasons why the projected ratio exceeds the district's historical average ratio by more than 0.5%.

Explanation:
(required if NOT met)

In 2022-23 the district used the 3 year rolling average as proposed by the Governor to provide a soft landing for the imminent ADA cliff.

4. CRITERION: LCFF Revenue

STANDARD: Projected LCFF revenue for any of the current fiscal year or two subsequent fiscal years has not changed by more than two percent since first interim projections.

District's LCFF Revenue Standard Percentage Range:

4A. Calculating the District's Projected Change in LCFF Revenue

DATA ENTRY: First Interim data that exist will be extracted; otherwise, enter data into the first column. In the Second Interim column, Current Year data are extracted; enter data for the two subsequent years.

| Fiscal Year | LCFF Revenue (Fund 01, Objects 8011, 8012, 8020-8089) | | Percent Change | Status |
|-------------------------------|--|---|----------------|---------|
| | First Interim (Form 01CSI, Item 4A) | Second Interim Projected Year Totals | | |
| | Current Year (2021-22) | 91,170,686.00 | | |
| 1st Subsequent Year (2022-23) | 84,442,277.00 | 91,467,077.00 | 8.3% | Not Met |
| 2nd Subsequent Year (2023-24) | 87,062,093.00 | 94,773,600.00 | 8.9% | Not Met |

4B. Comparison of District LCFF Revenue to the Standard

DATA ENTRY: Enter an explanation if the standard is not met.

- 1a. STANDARD NOT MET - Projected LCFF revenue has changed since first interim projections by more than two percent in any of the current year or two subsequent fiscal years. Provide reasons why the change(s) exceed the standard and a description of the methods and assumptions used in projecting LCFF revenue.

Explanation:
(required if NOT met)

2022-23 and 2023-24 LCFF revenues increased with the new anticipated ADA proposal to address declining enrollment using a 3 year ADA average.

5. CRITERION: Salaries and Benefits

STANDARD: Projected ratio of total unrestricted salaries and benefits to total unrestricted general fund expenditures for any of the current fiscal year or two subsequent fiscal years has not changed from the historical average ratio from the three prior fiscal years by more than the greater of three percent or the district's required reserves percentage.

5A. Calculating the District's Historical Average Ratio of Unrestricted Salaries and Benefits to Total Unrestricted General Fund Expenditures

DATA ENTRY: Unaudited Actuals data that exist for the First Prior Year will be extracted; otherwise, enter data for the First Prior Year. Unaudited Actuals data for the second and third prior years are preloaded.

| Fiscal Year | Unaudited Actuals - Unrestricted (Resources 0000-1999) | | Ratio of Unrestricted Salaries and Benefits to Total Unrestricted Expenditures |
|-----------------------------|---|--|--|
| | Salaries and Benefits (Form 01, Objects 1000-3999) | Total Expenditures (Form 01, Objects 1000-7499) | |
| Third Prior Year (2018-19) | 69,483,039.06 | 80,063,213.60 | 86.8% |
| Second Prior Year (2019-20) | 68,262,100.12 | 78,874,378.49 | 86.5% |
| First Prior Year (2020-21) | 67,181,866.67 | 75,772,773.20 | 88.7% |
| | Historical Average Ratio: | | 87.3% |

| | Current Year (2021-22) | 1st Subsequent Year (2022-23) | 2nd Subsequent Year (2023-24) |
|--|---------------------------|----------------------------------|----------------------------------|
| District's Reserve Standard Percentage (Criterion 10B, Line 4) | 3.0% | 3.0% | 3.0% |
| District's Salaries and Benefits Standard (historical average ratio, plus/minus the greater of 3% or the district's reserve standard percentage): | 84.3% to 90.3% | 84.3% to 90.3% | 84.3% to 90.3% |

5B. Calculating the District's Projected Ratio of Unrestricted Salaries and Benefits to Total Unrestricted General Fund Expenditures

DATA ENTRY: If Form MYPI exists, Projected Year Totals data for the two subsequent years will be extracted; if not, enter Projected Year Totals data. Projected Year Totals data for Current Year are extracted.

| Fiscal Year | Projected Year Totals - Unrestricted (Resources 0000-1999) | | Ratio of Unrestricted Salaries and Benefits to Total Unrestricted Expenditures | Status |
|-------------------------------|---|---|--|--------|
| | Salaries and Benefits (Form 01, Objects 1000-3999) (Form MYPI, Lines B1-B3) | Total Expenditures (Form 01, Objects 1000-7499) (Form MYPI, Lines B1-B8, B10) | | |
| Current Year (2021-22) | 67,484,146.00 | 78,193,269.00 | 86.3% | Met |
| 1st Subsequent Year (2022-23) | 69,851,212.00 | 79,705,788.00 | 87.6% | Met |
| 2nd Subsequent Year (2023-24) | 70,308,768.00 | 80,242,349.00 | 87.6% | Met |

5C. Comparison of District Salaries and Benefits Ratio to the Standard

DATA ENTRY: Enter an explanation if the standard is not met.

- 1a. STANDARD MET - Ratio of total unrestricted salaries and benefits to total unrestricted expenditures has met the standard for the current year and two subsequent fiscal years.

Explanation:
(required if NOT met)

6. CRITERION: Other Revenues and Expenditures

STANDARD: Projected operating revenues (including federal, other state and other local) or expenditures (including books and supplies, and services and other operating), for any of the current fiscal year or two subsequent fiscal years, have not changed by more than five percent since first interim projections.

Changes that exceed five percent in any major object category must be explained.

| | |
|--|----------------|
| District's Other Revenues and Expenditures Standard Percentage Range: | -5.0% to +5.0% |
| District's Other Revenues and Expenditures Explanation Percentage Range: | -5.0% to +5.0% |

6A. Calculating the District's Change by Major Object Category and Comparison to the Explanation Percentage Range

DATA ENTRY: First Interim data that exist will be extracted; otherwise, enter data into the first column. Second Interim data for the Current Year are extracted. If Second Interim Form MYPI exists, data for the two subsequent years will be extracted; if not, enter data for the two subsequent years into the second column.

Explanations must be entered for each category if the percent change for any year exceeds the district's explanation percentage range.

| Object Range / Fiscal Year | First Interim Projected Year Totals (Form 01CSI, Item 6A) | Second Interim Projected Year Totals (Fund 01) (Form MYPI) | Percent Change | Change Is Outside Explanation Range |
|----------------------------|---|--|----------------|--|
|----------------------------|---|--|----------------|--|

Federal Revenue (Fund 01, Objects 8100-8299) (Form MYPI, Line A2)

| | | | | |
|-------------------------------|---------------|---------------|------|----|
| Current Year (2021-22) | 27,380,177.00 | 27,379,890.00 | 0.0% | No |
| 1st Subsequent Year (2022-23) | 15,115,204.00 | 15,115,204.00 | 0.0% | No |
| 2nd Subsequent Year (2023-24) | 10,457,705.00 | 10,457,705.00 | 0.0% | No |

Explanation:
(required if Yes)

Other State Revenue (Fund 01, Objects 8300-8599) (Form MYPI, Line A3)

| | | | | |
|-------------------------------|---------------|---------------|------|----|
| Current Year (2021-22) | 15,574,844.00 | 15,778,047.00 | 1.3% | No |
| 1st Subsequent Year (2022-23) | 12,540,992.00 | 12,547,708.00 | 0.1% | No |
| 2nd Subsequent Year (2023-24) | 11,237,280.00 | 11,252,289.00 | 0.1% | No |

Explanation:
(required if Yes)

Other Local Revenue (Fund 01, Objects 8600-8799) (Form MYPI, Line A4)

| | | | | |
|-------------------------------|--------------|--------------|-------|-----|
| Current Year (2021-22) | 5,769,852.00 | 5,908,030.00 | 2.4% | No |
| 1st Subsequent Year (2022-23) | 5,718,625.00 | 6,312,612.00 | 10.4% | Yes |
| 2nd Subsequent Year (2023-24) | 5,693,625.00 | 6,287,612.00 | 10.4% | Yes |

Explanation:
(required if Yes)

In the subsequent years, we are anticipating an increase in Special Education funding from \$715/ADA to \$820/ADA.

Books and Supplies (Fund 01, Objects 4000-4999) (Form MYPI, Line B4)

| | | | | |
|-------------------------------|---------------|---------------|------|----|
| Current Year (2021-22) | 21,366,078.00 | 21,885,145.00 | 2.4% | No |
| 1st Subsequent Year (2022-23) | 13,962,281.00 | 14,020,384.00 | 0.4% | No |
| 2nd Subsequent Year (2023-24) | 8,147,402.00 | 8,205,504.00 | 0.7% | No |

Explanation:
(required if Yes)

Services and Other Operating Expenditures (Fund 01, Objects 5000-5999) (Form MYPI, Line B5)

| | | | | |
|-------------------------------|---------------|---------------|------|----|
| Current Year (2021-22) | 16,771,705.00 | 17,069,063.00 | 1.8% | No |
| 1st Subsequent Year (2022-23) | 13,072,616.00 | 13,490,753.00 | 3.2% | No |
| 2nd Subsequent Year (2023-24) | 13,351,621.00 | 13,769,759.00 | 3.1% | No |

Explanation:
(required if Yes)

6B. Calculating the District's Change in Total Operating Revenues and Expenditures

DATA ENTRY: All data are extracted or calculated.

| Object Range / Fiscal Year | First Interim Projected Year Totals | Second Interim Projected Year Totals | Percent Change | Status |
|---|--|---|----------------|--------|
| Total Federal, Other State, and Other Local Revenue (Section 6A) | | | | |
| Current Year (2021-22) | 48,724,873.00 | 49,065,967.00 | 0.7% | Met |
| 1st Subsequent Year (2022-23) | 33,374,821.00 | 33,975,524.00 | 1.8% | Met |
| 2nd Subsequent Year (2023-24) | 27,388,610.00 | 27,997,606.00 | 2.2% | Met |
| Total Books and Supplies, and Services and Other Operating Expenditures (Section 6A) | | | | |
| Current Year (2021-22) | 38,137,783.00 | 38,954,208.00 | 2.1% | Met |
| 1st Subsequent Year (2022-23) | 27,034,897.00 | 27,511,137.00 | 1.8% | Met |
| 2nd Subsequent Year (2023-24) | 21,499,023.00 | 21,975,263.00 | 2.2% | Met |

6C. Comparison of District Total Operating Revenues and Expenditures to the Standard Percentage Range

DATA ENTRY: Explanations are linked from Section 6A if the status in Section 6B is Not Met; no entry is allowed below.

- 1a. STANDARD MET - Projected total operating revenues have not changed since first interim projections by more than the standard for the current year and two subsequent fiscal years.

Explanation:

Federal Revenue
(linked from 6A
if NOT met)

Explanation:

Other State Revenue
(linked from 6A
if NOT met)

Explanation:

Other Local Revenue
(linked from 6A
if NOT met)

- 1b. STANDARD MET - Projected total operating expenditures have not changed since first interim projections by more than the standard for the current year and two subsequent fiscal years.

Explanation:

Books and Supplies
(linked from 6A
if NOT met)

Explanation:

Services and Other Exps
(linked from 6A
if NOT met)

7. CRITERION: Facilities Maintenance

STANDARD: Identify changes that have occurred since first interim projections in the projected contributions for facilities maintenance funding as required pursuant to Education Code Section 17070.75, or in how the district is providing adequately to preserve the functionality of its facilities for their normal life in accordance with Education Code sections 52060(d)(1) and 17002(d)(1).

Determining the District's Compliance with the Contribution Requirement for EC Section 17070.75 - Ongoing and Major Maintenance/Restricted Maintenance Account (OMMA/RMA)

NOTE: EC Section 17070.75 requires the district to deposit into the account a minimum amount equal to or greater than three percent of the total general fund expenditures and other financing uses for that fiscal year. Per SB 98 and SB 820 of 2020, resources 3210, 3215, 3220, 5316, 7027, 7420, and 7690 are excluded from the total general fund expenditures calculation.

DATA ENTRY: Enter the Required Minimum Contribution if First Interim data does not exist. First Interim data that exist will be extracted; otherwise, enter First Interim data into lines 1, if applicable, and 2. All other data are extracted.

| | Required Minimum Contribution | Second Interim Contribution Projected Year Totals (Fund 01, Resource 8150, Objects 8900-8999) | Status |
|--|-------------------------------|--|--------|
| 1. OMMA/RMA Contribution | 3,569,751.00 | 4,172,248.00 | Met |
| 2. First Interim Contribution (information only) (Form 01CSI, First Interim, Criterion 7, Line 1) | | 3,886,843.00 | |

If status is not met, enter an X in the box that best describes why the minimum required contribution was not made:

- Not applicable (district does not participate in the Leroy F. Greene School Facilities Act of 1998)
- Exempt (due to district's small size [EC Section 17070.75 (b)(2)(E)])
- Other (explanation must be provided)

Explanation:
(required if NOT met
and Other is marked)

8. CRITERION: Deficit Spending

STANDARD: Unrestricted deficit spending (total unrestricted expenditures and other financing uses is greater than total unrestricted revenues and other financing sources) as a percentage of total unrestricted expenditures and other financing uses, has not exceeded one-third of the district's available reserves¹ as a percentage of total expenditures and other financing uses² in any of the current fiscal year or two subsequent fiscal years.

¹Available reserves are the unrestricted amounts in the Stabilization Arrangements, Reserve for Economic Uncertainties, and Unassigned/Unappropriated accounts in the General Fund and the Special Reserve Fund for Other Than Capital Outlay Projects. Available reserves will be reduced by any negative ending balances in restricted resources in the General Fund.

²A school district that is the Administrative Unit of a Special Education Local Plan Area (SELPA) may exclude from its expenditures the distribution of funds to its participating members.

8A. Calculating the District's Deficit Spending Standard Percentage Levels

DATA ENTRY: All data are extracted or calculated.

| | Current Year (2021-22) | 1st Subsequent Year (2022-23) | 2nd Subsequent Year (2023-24) |
|--|---------------------------|----------------------------------|----------------------------------|
| District's Available Reserve Percentages (Criterion 10C, Line 9) | 3.0% | 3.0% | 3.0% |
| District's Deficit Spending Standard Percentage Levels (one-third of available reserve percentage): | 1.0% | 1.0% | 1.0% |

8B. Calculating the District's Deficit Spending Percentages

DATA ENTRY: Current Year data are extracted. If Form MYPI exists, data for the two subsequent years will be extracted; if not, enter data for the two subsequent years into the first and second columns.

| Fiscal Year | Projected Year Totals | | Deficit Spending Level (If Net Change in Unrestricted Fund Balance is negative, else N/A) | Status |
|-------------------------------|--|---|---|---------|
| | Net Change in Unrestricted Fund Balance (Form 011, Section E) (Form MYPI, Line C) | Total Unrestricted Expenditures and Other Financing Uses (Form 011, Objects 1000-7999) (Form MYPI, Line B11) | | |
| Current Year (2021-22) | 4,181,551.00 | 78,193,269.00 | N/A | Met |
| 1st Subsequent Year (2022-23) | (2,526,034.00) | 79,705,788.00 | 3.2% | Not Met |
| 2nd Subsequent Year (2023-24) | (255,148.00) | 80,242,349.00 | 0.3% | Met |

8C. Comparison of District Deficit Spending to the Standard

DATA ENTRY: Enter an explanation if the standard is not met.

- 1a. **STANDARD NOT MET** - Unrestricted deficit spending has exceeded the standard percentage level in any of the current year or two subsequent fiscal years. Provide reasons for the deficit spending, a description of the methods and assumptions used in balancing the unrestricted budget, and what changes will be made to ensure that the budget deficits are eliminated or are balanced within the standard.

Explanation:
(required if NOT met)

For the current year, the increase of the supplemental and concentration funds resulted in the net change of the unrestricted fund. For year 2022-23 subsequent year, we are projecting a reduction of 15 teachers.

9. CRITERION: Fund and Cash Balances

A. FUND BALANCE STANDARD: Projected general fund balance will be positive at the end of the current fiscal year and two subsequent fiscal years.

9A-1. Determining if the District's General Fund Ending Balance is Positive

DATA ENTRY: Current Year data are extracted. If Form MYPI exists, data for the two subsequent years will be extracted; if not, enter data for the two subsequent years.

| Fiscal Year | Ending Fund Balance General Fund Projected Year Totals | | Status |
|-------------------------------|--|----------------------|--------|
| | (Form 011, Line F2) | (Form MYPI, Line D2) | |
| Current Year (2021-22) | 25,150,152.00 | | Met |
| 1st Subsequent Year (2022-23) | 22,624,118.00 | | Met |
| 2nd Subsequent Year (2023-24) | 22,368,970.00 | | Met |

9A-2. Comparison of the District's Ending Fund Balance to the Standard

DATA ENTRY: Enter an explanation if the standard is not met.

1a. STANDARD MET - Projected general fund ending balance is positive for the current fiscal year and two subsequent fiscal years.

Explanation:
(required if NOT met)

B. CASH BALANCE STANDARD: Projected general fund cash balance will be positive at the end of the current fiscal year.

9B-1. Determining if the District's Ending Cash Balance is Positive

DATA ENTRY: If Form CASH exists, data will be extracted; if not, data must be entered below.

| Fiscal Year | Ending Cash Balance General Fund | | Status |
|------------------------|-------------------------------------|--|--------|
| | (Form CASH, Line F, June Column) | | |
| Current Year (2021-22) | 19,057,357.12 | | Met |

9B-2. Comparison of the District's Ending Cash Balance to the Standard

DATA ENTRY: Enter an explanation if the standard is not met.

1a. STANDARD MET - Projected general fund cash balance will be positive at the end of the current fiscal year.

Explanation:
(required if NOT met)

10. CRITERION: Reserves

STANDARD: Available reserves¹ for any of the current fiscal year or two subsequent fiscal years are not less than the following percentages or amounts² as applied to total expenditures and other financing uses³:

DATA ENTRY: Current Year data are extracted. If Form MYPI exists, 1st and 2nd Subsequent Year data will be extracted. If not, enter district regular ADA and charter school ADA corresponding to financial data reported in the General Fund, only, for the two subsequent years.

| Percentage Level | District ADA | | |
|-----------------------------|--------------|-----|---------|
| 5% or \$71,000 (greater of) | 0 | to | 300 |
| 4% or \$71,000 (greater of) | 301 | to | 1,000 |
| 3% | 1,001 | to | 30,000 |
| 2% | 30,001 | to | 400,000 |
| 1% | 400,001 | and | over |

¹ Available reserves are the unrestricted amounts in the Stabilization Arrangements, Reserve for Economic Uncertainties, and Unassigned/Unappropriated accounts in the General Fund and Special Reserve Fund for Other Than Capital Outlay Projects. Available reserves will be reduced by any negative ending balances in restricted resources in the General Fund.

² Dollar amounts to be adjusted annually by the prior year statutory cost-of-living adjustment, as referenced in Education Code Section 42238.02, rounded to the nearest thousand.

³ A school district that is the Administrative Unit (AU) of a Special Education Local Plan Area (SELPA) may exclude from its expenditures the distribution of funds to its participating members.

| | Current Year (2021-22) | 1st Subsequent Year (2022-23) | 2nd Subsequent Year (2023-24) |
|--|---------------------------|----------------------------------|----------------------------------|
| District Estimated P-2 ADA (Current Year, Form AI, Lines A4 and C4. Subsequent Years, Form MYPI, Line F2, if available.) | 6,634 | 7,339 | 6,869 |
| District's Reserve Standard Percentage Level: | 3% | 3% | 3% |

10A. Calculating the District's Special Education Pass-through Exclusions (only for districts that serve as the AU of a SELPA)

DATA ENTRY: For SELPA AUs, if Form MYPI exists, all data will be extracted including the Yes/No button selection. If not, click the appropriate Yes or No button for item 1 and, if Yes, enter data for item 2a and for the two subsequent years in item 2b; Current Year data are extracted.

For districts that serve as the AU of a SELPA (Form MYPI, Lines F1a, F1b1, and F1b2):

1. Do you choose to exclude from the reserve calculation the pass-through funds distributed to SELPA members?
2. If you are the SELPA AU and are excluding special education pass-through funds:
 - a. Enter the name(s) of the SELPA(s): _____

| | Current Year Projected Year Totals (2021-22) | 1st Subsequent Year (2022-23) | 2nd Subsequent Year (2023-24) |
|--|--|----------------------------------|----------------------------------|
| b. Special Education Pass-through Funds (Fund 10, resources 3300-3499, 6500-6540 and 6546, objects 7211-7213 and 7221-7223) | 0.00 | 0.00 | 0.00 |

10B. Calculating the District's Reserve Standard

DATA ENTRY: If Form MYPI exists, all data will be extracted or calculated. If not, enter data for line 1 for the two subsequent years; Current Year data are extracted.

| | Current Year Projected Year Totals (2021-22) | 1st Subsequent Year (2022-23) | 2nd Subsequent Year (2023-24) |
|---|--|----------------------------------|----------------------------------|
| 1. Expenditures and Other Financing Uses (Form 011, objects 1000-7999) (Form MYPI, Line B11) | 139,699,879.00 | 127,968,635.00 | 123,026,354.00 |
| 2. Plus: Special Education Pass-through (Criterion 10A, Line 2b, if Criterion 10A, Line 1 is No) | 0.00 | 0.00 | 0.00 |
| 3. Total Expenditures and Other Financing Uses (Line B1 plus Line B2) | 139,699,879.00 | 127,968,635.00 | 123,026,354.00 |
| 4. Reserve Standard Percentage Level | 3% | 3% | 3% |
| 5. Reserve Standard - by Percent (Line B3 times Line B4) | 4,190,996.37 | 3,839,059.05 | 3,690,790.62 |
| 6. Reserve Standard - by Amount (\$71,000 for districts with less than 1,001 ADA, else 0) | 0.00 | 0.00 | 0.00 |
| 7. District's Reserve Standard (Greater of Line B5 or Line B6) | 4,190,996.37 | 3,839,059.05 | 3,690,790.62 |

10C. Calculating the District's Available Reserve Amount

DATA ENTRY: All data are extracted from fund data and Form MYPI. If Form MYPI does not exist, enter data for the two subsequent years.

| Reserve Amounts (Unrestricted resources 0000-1999 except Line 4) | Current Year Projected Year Totals (2021-22) | 1st Subsequent Year (2022-23) | 2nd Subsequent Year (2023-24) |
|---|--|----------------------------------|----------------------------------|
| 1. General Fund - Stabilization Arrangements (Fund 01, Object 9750) (Form MYPI, Line E1a) | 0.00 | 0.00 | 0.00 |
| 2. General Fund - Reserve for Economic Uncertainties (Fund 01, Object 9789) (Form MYPI, Line E1b) | 4,190,997.00 | 3,839,060.00 | 3,690,791.00 |
| 3. General Fund - Unassigned/Unappropriated Amount (Fund 01, Object 9790) (Form MYPI, Line E1c) | 0.00 | 0.00 | 0.00 |
| 4. General Fund - Negative Ending Balances in Restricted Resources (Fund 01, Object 979Z, if negative, for each of resources 2000-9999) (Form MYPI, Line E1d) | 0.00 | 0.00 | 0.00 |
| 5. Special Reserve Fund - Stabilization Arrangements (Fund 17, Object 9750) (Form MYPI, Line E2a) | 0.00 | 0.00 | 0.00 |
| 6. Special Reserve Fund - Reserve for Economic Uncertainties (Fund 17, Object 9789) (Form MYPI, Line E2b) | 0.00 | 0.00 | 0.00 |
| 7. Special Reserve Fund - Unassigned/Unappropriated Amount (Fund 17, Object 9790) (Form MYPI, Line E2c) | 0.00 | 0.00 | 0.00 |
| 8. District's Available Reserve Amount (Lines C1 thru C7) | 4,190,997.00 | 3,839,060.00 | 3,690,791.00 |
| 9. District's Available Reserve Percentage (Information only) (Line 8 divided by Section 10B, Line 3) | 3.00% | 3.00% | 3.00% |
| District's Reserve Standard (Section 10B, Line 7): | 4,190,996.37 | 3,839,059.05 | 3,690,790.62 |
| Status: | Met | Met | Met |

10D. Comparison of District Reserve Amount to the Standard

DATA ENTRY: Enter an explanation if the standard is not met.

- 1a. STANDARD MET - Available reserves have met the standard for the current year and two subsequent fiscal years.

Explanation:
(required if NOT met)

SUPPLEMENTAL INFORMATION

DATA ENTRY: Click the appropriate Yes or No button for items S1 through S4. Enter an explanation for each Yes answer.

S1. Contingent Liabilities

1a. Does your district have any known or contingent liabilities (e.g., financial or program audits, litigation, state compliance reviews) that have occurred since first interim projections that may impact the budget?

No

1b. If Yes, identify the liabilities and how they may impact the budget:

S2. Use of One-time Revenues for Ongoing Expenditures

1a. Does your district have ongoing general fund expenditures funded with one-time revenues that have changed since first interim projections by more than five percent?

No

1b. If Yes, identify the expenditures and explain how the one-time resources will be replaced to continue funding the ongoing expenditures in the following fiscal years:

S3. Temporary Interfund Borrowings

1a. Does your district have projected temporary borrowings between funds?
(Refer to Education Code Section 42603)

No

1b. If Yes, identify the interfund borrowings:

S4. Contingent Revenues

1a. Does your district have projected revenues for the current fiscal year or either of the two subsequent fiscal years contingent on reauthorization by the local government, special legislation, or other definitive act (e.g., parcel taxes, forest reserves)?

Yes

1b. If Yes, identify any of these revenues that are dedicated for ongoing expenses and explain how the revenues will be replaced or expenditures reduced:

Our Federal Impact Aid (\$250,000) is dependent upon reauthorization from the Federal Government.

S5. Contributions

Identify projected contributions from unrestricted resources in the general fund to restricted resources in the general fund for the current fiscal year and two subsequent fiscal years. Provide an explanation if contributions have changed by more than \$20,000 and more than five percent since first interim projections.

Identify projected transfers to or from the general fund to cover operating deficits in either the general fund or any other fund for the current fiscal year and two subsequent fiscal years. Provide an explanation if transfers have changed by more than \$20,000 and more than five percent since first interim projections.

Identify capital project cost overruns that have occurred since first interim projections that may impact the general fund budget.

District's Contributions and Transfers Standard: -5.0% to +5.0%
or -\$20,000 to +\$20,000

S5A. Identification of the District's Projected Contributions, Transfers, and Capital Projects that may Impact the General Fund

DATA ENTRY: First Interim data that exist will be extracted; otherwise, enter data into the first column. For Contributions, the Second Interim's Current Year data will be extracted. Enter Second Interim Contributions for the 1st and 2nd Subsequent Years. For Transfers In and Transfers Out, the Second Interim's Current Year data will be extracted. If Form MYPI exists, the data will be extracted into the Second Interim column for the 1st and 2nd Subsequent Years. If Form MYPI does not exist, enter data for 1st and 2nd Subsequent Years. Click on the appropriate button for Item 1d; all other data will be calculated.

| Description / Fiscal Year | First Interim (Form 01CSI, Item S5A) | Second Interim Projected Year Totals | Percent Change | Amount of Change | Status |
|---|---|---|-------------------|------------------|---------|
| 1a. Contributions, Unrestricted General Fund (Fund 01, Resources 0000-1999, Object 8980) | | | | | |
| Current Year (2021-22) | (10,826,862.00) | (11,432,921.00) | 5.6% | 606,059.00 | Not Met |
| 1st Subsequent Year (2022-23) | (15,916,879.00) | (16,780,643.00) | 5.4% | 863,764.00 | Not Met |
| 2nd Subsequent Year (2023-24) | (16,024,068.00) | (17,263,012.00) | 7.7% | 1,238,944.00 | Not Met |
| 1b. Transfers In, General Fund * | | | | | |
| Current Year (2021-22) | 0.00 | 0.00 | 0.0% | 0.00 | Met |
| 1st Subsequent Year (2022-23) | 0.00 | 0.00 | 0.0% | 0.00 | Met |
| 2nd Subsequent Year (2023-24) | 0.00 | 0.00 | 0.0% | 0.00 | Met |
| 1c. Transfers Out, General Fund * | | | | | |
| Current Year (2021-22) | 0.00 | 0.00 | 0.0% | 0.00 | Met |
| 1st Subsequent Year (2022-23) | 0.00 | 0.00 | 0.0% | 0.00 | Met |
| 2nd Subsequent Year (2023-24) | 0.00 | 0.00 | 0.0% | 0.00 | Met |

1d. Capital Project Cost Overruns

Have capital project cost overruns occurred since first interim projections that may impact the general fund operational budget?

No

* Include transfers used to cover operating deficits in either the general fund or any other fund.

S5B. Status of the District's Projected Contributions, Transfers, and Capital Projects

DATA ENTRY: Enter an explanation if Not Met for items 1a-1c or if Yes for Item 1d.

1a. NOT MET - The projected contributions from the unrestricted general fund to restricted general fund programs have changed since first interim projections by more than the standard for any of the current year or subsequent two fiscal years. Identify restricted programs and contribution amount for each program and whether contributions are ongoing or one-time in nature. Explain the district's plan, with timeframes, for reducing or eliminating the contribution.

Explanation:
(required if NOT met)

In current year there was an increase in Special Education expenses. The two subsequent years reflect a reduction of one-time COVID funds.

1b. MET - Projected transfers in have not changed since first interim projections by more than the standard for the current year and two subsequent fiscal years.

Explanation:
(required if NOT met)

1c. MET - Projected transfers out have not changed since first Interim projections by more than the standard for the current year and two subsequent fiscal years.

Explanation:
(required if NOT met)

| |
|--|
| |
|--|

1d. NO - There have been no capital project cost overruns occurring since first interim projections that may impact the general fund operational budget.

Project Information:
(required if YES)

| |
|--|
| |
| |
| |
| |
| |
| |
| |

S6B. Comparison of the District's Annual Payments to Prior Year Annual Payment

DATA ENTRY: Enter an explanation if Yes.

- 1a. No - Annual payments for long-term commitments have not increased in one or more of the current and two subsequent fiscal years.

Explanation:
(Required if Yes
to increase in total
annual payments)

S6C. Identification of Decreases to Funding Sources Used to Pay Long-term Commitments

DATA ENTRY: Click the appropriate Yes or No button in Item 1; if Yes, an explanation is required in Item 2.

1. Will funding sources used to pay long-term commitments decrease or expire prior to the end of the commitment period, or are they one-time sources?

No

2. No - Funding sources will not decrease or expire prior to the end of the commitment period, and one-time funds are not being used for long-term commitment.

Explanation:
(Required if Yes)

S7. Unfunded Liabilities

Identify any changes in estimates for unfunded liabilities since first interim projections, and indicate whether the changes are the result of a new actuarial valuation.

S7A. Identification of the District's Estimated Unfunded Liability for Postemployment Benefits Other Than Pensions (OPEB)

DATA ENTRY: Click the appropriate button(s) for items 1a-1c, as applicable. First Interim data that exist (Form 01CSI, Item S7A) will be extracted; otherwise, enter First Interim and Second Interim data in items 2-4.

1. a. Does your district provide postemployment benefits other than pensions (OPEB)? (If No, skip items 1b-4)
- b. If Yes to Item 1a, have there been changes since first interim in OPEB liabilities?
- c. If Yes to Item 1a, have there been changes since first interim in OPEB contributions?

| | First Interim (Form 01CSI, Item S7A) | Second Interim |
|---|---|----------------|
| 2. OPEB Liabilities | | |
| a. Total OPEB liability | 27,215,280.00 | 27,215,280.00 |
| b. OPEB plan(s) fiduciary net position (if applicable) | 0.00 | 0.00 |
| c. Total/Net OPEB liability (Line 2a minus Line 2b) | 27,215,280.00 | 27,215,280.00 |
| d. Is total OPEB liability based on the district's estimate or an actuarial valuation? | Actuarial | Actuarial |
| e. If based on an actuarial valuation, indicate the measurement date of the OPEB valuation. | Jun 30, 2021 | Jun 30, 2021 |

| | First Interim (Form 01CSI, Item S7A) | Second Interim |
|--|---|----------------|
| 3. OPEB Contributions | | |
| a. OPEB actuarially determined contribution (ADC) if available, per actuarial valuation or Alternative Measurement Method | | |
| Current Year (2021-22) | 1,877,562.00 | 1,877,562.00 |
| 1st Subsequent Year (2022-23) | 1,877,562.00 | 1,877,562.00 |
| 2nd Subsequent Year (2023-24) | 1,877,562.00 | 1,877,562.00 |
| b. OPEB amount contributed (for this purpose, include premiums paid to a self-insurance fund) (Funds 01-70, objects 3701-3752) | | |
| Current Year (2021-22) | 702,883.00 | 713,424.00 |
| 1st Subsequent Year (2022-23) | 702,883.00 | 713,424.00 |
| 2nd Subsequent Year (2023-24) | 702,883.00 | 713,424.00 |
| c. Cost of OPEB benefits (equivalent of "pay-as-you-go" amount) | | |
| Current Year (2021-22) | 957,600.00 | 957,600.00 |
| 1st Subsequent Year (2022-23) | 1,039,622.00 | 1,039,622.00 |
| 2nd Subsequent Year (2023-24) | 1,258,561.00 | 1,258,561.00 |
| d. Number of retirees receiving OPEB benefits | | |
| Current Year (2021-22) | 68 | 68 |
| 1st Subsequent Year (2022-23) | 68 | 68 |
| 2nd Subsequent Year (2023-24) | 68 | 68 |

4. Comments:

S7B. Identification of the District's Unfunded Liability for Self-insurance Programs

DATA ENTRY: Click the appropriate button(s) for items 1a-1c, as applicable. First Interim data that exist (Form 01CSI, Item S7B) will be extracted; otherwise, enter First Interim and Second Interim data in items 2-4.

1. a. Does your district operate any self-insurance programs such as workers' compensation, employee health and welfare, or property and liability? (Do not include OPEB; which is covered in Section S7A) (If No, skip items 1b-4)

No

b. If Yes to item 1a, have there been changes since first interim in self-insurance liabilities?

n/a

c. If Yes to item 1a, have there been changes since first interim in self-insurance contributions?

n/a

2. Self-Insurance Liabilities

| | First Interim (Form 01CSI, Item S7B) | Second Interim |
|---|---|----------------|
| a. Accrued liability for self-insurance programs | | |
| b. Unfunded liability for self-insurance programs | | |

3. Self-Insurance Contributions

| | First Interim (Form 01CSI, Item S7B) | Second Interim |
|--|---|----------------|
| a. Required contribution (funding) for self-insurance programs | | |
| Current Year (2021-22) | | |
| 1st Subsequent Year (2022-23) | | |
| 2nd Subsequent Year (2023-24) | | |
| b. Amount contributed (funded) for self-insurance programs | | |
| Current Year (2021-22) | | |
| 1st Subsequent Year (2022-23) | | |
| 2nd Subsequent Year (2023-24) | | |

4. Comments:

S8. Status of Labor Agreements

Analyze the status of all employee labor agreements. Identify new labor agreements that have been ratified since first interim projections, as well as new commitments provided as part of previously ratified multiyear agreements; and include all contracts, including all administrator contracts (and including all compensation). For new agreements, indicate the date of the required board meeting. Compare the increase in new commitments to the projected increase in ongoing revenues and explain how these commitments will be funded in future fiscal years.

If salary and benefit negotiations are not finalized, upon settlement with certificated or classified staff:

The school district must determine the cost of the settlement, including salaries, benefits, and any other agreements that change costs, and provide the county office of education (COE) with an analysis of the cost of the settlement and its impact on the operating budget.

The county superintendent shall review the analysis relative to the criteria and standards and may provide written comments to the president of the district governing board and superintendent.

S8A. Cost Analysis of District's Labor Agreements - Certificated (Non-management) Employees

DATA ENTRY: Click the appropriate Yes or No button for "Status of Certificated Labor Agreements as of the Previous Reporting Period." There are no extractions in this section.

Status of Certificated Labor Agreements as of the Previous Reporting Period

Were all certificated labor negotiations settled as of first interim projections?

If Yes, complete number of FTEs, then skip to section S8B.

If No, continue with section S8A.

Certificated (Non-management) Salary and Benefit Negotiations

| | Prior Year (2nd Interim) (2020-21) | Current Year (2021-22) | 1st Subsequent Year (2022-23) | 2nd Subsequent Year (2023-24) |
|--|---------------------------------------|---------------------------|----------------------------------|----------------------------------|
| Number of certificated (non-management) full-time-equivalent (FTE) positions | 408.3 | 432.3 | 417.3 | 417.3 |

1a. Have any salary and benefit negotiations been settled since first interim projections?

If Yes, and the corresponding public disclosure documents have been filed with the COE, complete questions 2 and 3.

If Yes, and the corresponding public disclosure documents have not been filed with the COE, complete questions 2-5.

If No, complete questions 6 and 7.

1b. Are any salary and benefit negotiations still unsettled?

If Yes, complete questions 6 and 7.

Negotiations Settled Since First Interim Projections

2a. Per Government Code Section 3547.5(a), date of public disclosure board meeting:

2b. Per Government Code Section 3547.5(b), was the collective bargaining agreement certified by the district superintendent and chief business official?

If Yes, date of Superintendent and CBO certification:

3. Per Government Code Section 3547.5(c), was a budget revision adopted to meet the costs of the collective bargaining agreement?

If Yes, date of budget revision board adoption:

4. Period covered by the agreement:

Begin Date:

End Date:

5. Salary settlement:

Current Year
(2021-22)

1st Subsequent Year
(2022-23)

2nd Subsequent Year
(2023-24)

Is the cost of salary settlement included in the interim and multiyear projections (MYPs)?

| | | |
|--|--|--|
| | | |
|--|--|--|

One Year Agreement

Total cost of salary settlement

| | | |
|--|--|--|
| | | |
|--|--|--|

% change in salary schedule from prior year

| |
|--|
| |
|--|

or

Multiyear Agreement

Total cost of salary settlement

| | | |
|--|--|--|
| | | |
|--|--|--|

% change in salary schedule from prior year (may enter text, such as "Reopener")

| | | |
|--|--|--|
| | | |
|--|--|--|

Identify the source of funding that will be used to support multiyear salary commitments:

Negotiations Not Settled

6. Cost of a one percent increase in salary and statutory benefits

| |
|---------|
| 571,514 |
|---------|

7. Amount included for any tentative salary schedule increases

| Current Year (2021-22) | 1st Subsequent Year (2022-23) | 2nd Subsequent Year (2023-24) |
|---------------------------|----------------------------------|----------------------------------|
| 0 | 0 | 0 |

Certificated (Non-management) Health and Welfare (H&W) Benefits

- Are costs of H&W benefit changes included in the interim and MYPs?
- Total cost of H&W benefits
- Percent of H&W cost paid by employer
- Percent projected change in H&W cost over prior year

| Current Year (2021-22) | 1st Subsequent Year (2022-23) | 2nd Subsequent Year (2023-24) |
|---------------------------|----------------------------------|----------------------------------|
| Yes | Yes | Yes |
| 7,591,639 | 7,314,079 | 7,314,079 |
| 100.0% | 100.0% | 100.0% |
| 0.0% | 0.0% | 0.0% |

Certificated (Non-management) Prior Year Settlements Negotiated Since First Interim Projections

Are any new costs negotiated since first interim projections for prior year settlements included in the interim?

| | |
|--|--|
| | |
|--|--|

If Yes, amount of new costs included in the interim and MYPs
If Yes, explain the nature of the new costs:

Certificated (Non-management) Step and Column Adjustments

- Are step & column adjustments included in the interim and MYPs?
- Cost of step & column adjustments
- Percent change in step & column over prior year

| Current Year (2021-22) | 1st Subsequent Year (2022-23) | 2nd Subsequent Year (2023-24) |
|---------------------------|----------------------------------|----------------------------------|
| Yes | Yes | Yes |
| 853,792 | 887,944 | 887,944 |
| 0.0% | 4.0% | 0.0% |

Certificated (Non-management) Attrition (layoffs and retirements)

- Are savings from attrition included in the interim and MYPs?
- Are additional H&W benefits for those laid-off or retired employees included in the interim and MYPs?

| Current Year (2021-22) | 1st Subsequent Year (2022-23) | 2nd Subsequent Year (2023-24) |
|---------------------------|----------------------------------|----------------------------------|
| Yes | No | No |
| Yes | No | No |

Certificated (Non-management) - Other

List other significant contract changes that have occurred since first interim projections and the cost impact of each change (i.e., class size, hours of employment, leave of absence, bonuses, etc.):

S8B. Cost Analysis of District's Labor Agreements - Classified (Non-management) Employees

DATA ENTRY: Click the appropriate Yes or No button for "Status of Classified Labor Agreements as of the Previous Reporting Period." There are no extractions in this section.

Status of Classified Labor Agreements as of the Previous Reporting Period

Were all classified labor negotiations settled as of first interim projections?

If Yes, complete number of FTEs, then skip to section S8C.

If No, continue with section S8B.

Classified (Non-management) Salary and Benefit Negotiations

| | Prior Year (2nd Interim) (2020-21) | Current Year (2021-22) | 1st Subsequent Year (2022-23) | 2nd Subsequent Year (2023-24) |
|---|---------------------------------------|---------------------------|----------------------------------|----------------------------------|
| Number of classified (non-management) FTE positions | 290.7 | 313.2 | 313.2 | 313.2 |

1a. Have any salary and benefit negotiations been settled since first interim projections?

If Yes, and the corresponding public disclosure documents have been filed with the COE, complete questions 2 and 3.

If Yes, and the corresponding public disclosure documents have not been filed with the COE, complete questions 2-5.

If No, complete questions 6 and 7.

1b. Are any salary and benefit negotiations still unsettled?

If Yes, complete questions 6 and 7.

Negotiations Settled Since First Interim Projections

2a. Per Government Code Section 3547.5(a), date of public disclosure board meeting:

2b. Per Government Code Section 3547.5(b), was the collective bargaining agreement certified by the district superintendent and chief business official?

If Yes, date of Superintendent and CBO certification:

3. Per Government Code Section 3547.5(c), was a budget revision adopted to meet the costs of the collective bargaining agreement?

If Yes, date of budget revision board adoption:

4. Period covered by the agreement:

Begin Date:

End Date:

5. Salary settlement:

Current Year
(2021-22)

1st Subsequent Year
(2022-23)

2nd Subsequent Year
(2023-24)

Is the cost of salary settlement included in the interim and multiyear projections (MYPs)?

| | | |
|--|--|--|
| | | |
|--|--|--|

One Year Agreement

Total cost of salary settlement

| | | |
|--|--|--|
| | | |
|--|--|--|

% change in salary schedule from prior year
or

| | |
|--|--|
| | |
|--|--|

Multiyear Agreement

Total cost of salary settlement

| | | |
|--|--|--|
| | | |
|--|--|--|

% change in salary schedule from prior year
(may enter text, such as "Reopener")

| | | |
|--|--|--|
| | | |
|--|--|--|

Identify the source of funding that will be used to support multiyear salary commitments:

Negotiations Not Settled

6. Cost of a one percent increase in salary and statutory benefits

7. Amount included for any tentative salary schedule increases

| | Current Year (2021-22) | 1st Subsequent Year (2022-23) | 2nd Subsequent Year (2023-24) |
|--|---------------------------|----------------------------------|----------------------------------|
| | 0 | 0 | 0 |

Classified (Non-management) Health and Welfare (H&W) Benefits

| | Current Year (2021-22) | 1st Subsequent Year (2022-23) | 2nd Subsequent Year (2023-24) |
|---|---------------------------|----------------------------------|----------------------------------|
| 1. Are costs of H&W benefit changes included in the interim and MYPs? | Yes | Yes | Yes |
| 2. Total cost of H&W benefits | 2,905,981 | 2,905,981 | 2,905,981 |
| 3. Percent of H&W cost paid by employer | 100.0% | 100.0% | 100.0% |
| 4. Percent projected change in H&W cost over prior year | 0.0% | 0.0% | 0.0% |

Classified (Non-management) Prior Year Settlements Negotiated Since First Interim

Are any new costs negotiated since first interim for prior year settlements included in the interim?

| | | |
|--|--|--|
| | | |
|--|--|--|

If Yes, amount of new costs included in the interim and MYPs
If Yes, explain the nature of the new costs:

Classified (Non-management) Step and Column Adjustments

| | Current Year (2021-22) | 1st Subsequent Year (2022-23) | 2nd Subsequent Year (2023-24) |
|--|---------------------------|----------------------------------|----------------------------------|
| 1. Are step & column adjustments included in the interim and MYPs? | Yes | Yes | Yes |
| 2. Cost of step & column adjustments | 214,893 | 223,489 | 223,489 |
| 3. Percent change in step & column over prior year | 0.0% | 4.0% | 0.0% |

Classified (Non-management) Attrition (layoffs and retirements)

| | Current Year (2021-22) | 1st Subsequent Year (2022-23) | 2nd Subsequent Year (2023-24) |
|--|---------------------------|----------------------------------|----------------------------------|
| 1. Are savings from attrition included in the Interim and MYPs? | Yes | No | No |
| 2. Are additional H&W benefits for those laid-off or retired employees included in the interim and MYPs? | Yes | No | No |

Classified (Non-management) - Other

List other significant contract changes that have occurred since first interim and the cost impact of each (i.e., hours of employment, leave of absence, bonuses, etc.):

S8C. Cost Analysis of District's Labor Agreements - Management/Supervisor/Confidential Employees

DATA ENTRY: Click the appropriate Yes or No button for "Status of Management/Supervisor/Confidential Labor Agreements as of the Previous Reporting Period." There are no extractions in this section.

Status of Management/Supervisor/Confidential Labor Agreements as of the Previous Reporting Period

Were all managerial/confidential labor negotiations settled as of first interim projections?
If Yes or n/a, complete number of FTEs, then skip to S9.
If No, continue with section S8C.

Management/Supervisor/Confidential Salary and Benefit Negotiations

| | Prior Year (2nd Interim) (2020-21) | Current Year (2021-22) | 1st Subsequent Year (2022-23) | 2nd Subsequent Year (2023-24) |
|--|---------------------------------------|---------------------------|----------------------------------|----------------------------------|
| Number of management, supervisor, and confidential FTE positions | 43.0 | 46.0 | 46.0 | 46.0 |

- 1a. Have any salary and benefit negotiations been settled since first interim projections?
If Yes, complete question 2.
If No, complete questions 3 and 4.
- 1b. Are any salary and benefit negotiations still unsettled?
If Yes, complete questions 3 and 4.

Negotiations Settled Since First Interim Projections

2. Salary settlement:

| | Current Year (2021-22) | 1st Subsequent Year (2022-23) | 2nd Subsequent Year (2023-24) |
|--|---------------------------|----------------------------------|----------------------------------|
| Is the cost of salary settlement included in the interim and multiyear projections (MYPs)? | | | |
| Total cost of salary settlement | | | |
| Change in salary schedule from prior year (may enter text, such as "Reopener") | | | |

Negotiations Not Settled

3. Cost of a one percent increase in salary and statutory benefits

4. Amount included for any tentative salary schedule increases

| | Current Year (2021-22) | 1st Subsequent Year (2022-23) | 2nd Subsequent Year (2023-24) |
|--|---------------------------|----------------------------------|----------------------------------|
| | 0 | 0 | 0 |

Management/Supervisor/Confidential Health and Welfare (H&W) Benefits

| | Current Year (2021-22) | 1st Subsequent Year (2022-23) | 2nd Subsequent Year (2023-24) |
|---|---------------------------|----------------------------------|----------------------------------|
| 1. Are costs of H&W benefit changes included in the interim and MYPs? | Yes | Yes | Yes |
| 2. Total cost of H&W benefits | 844,201 | 844,201 | 844,201 |
| 3. Percent of H&W cost paid by employer | 100.0% | 100.0% | 100.0% |
| 4. Percent projected change in H&W cost over prior year | 0.0% | 0.0% | 0.0% |

Management/Supervisor/Confidential Step and Column Adjustments

| | Current Year (2021-22) | 1st Subsequent Year (2022-23) | 2nd Subsequent Year (2023-24) |
|--|---------------------------|----------------------------------|----------------------------------|
| 1. Are step & column adjustments included in the interim and MYPs? | Yes | No | |
| 2. Cost of step & column adjustments | 35,622 | 37,047 | 37,047 |
| 3. Percent change in step and column over prior year | 0.0% | 4.0% | 0.0% |

Management/Supervisor/Confidential Other Benefits (mileage, bonuses, etc.)

| | Current Year (2021-22) | 1st Subsequent Year (2022-23) | 2nd Subsequent Year (2023-24) |
|--|---------------------------|----------------------------------|----------------------------------|
| 1. Are costs of other benefits included in the interim and MYPs? | Yes | Yes | Yes |
| 2. Total cost of other benefits | 0 | 0 | 0 |
| 3. Percent change in cost of other benefits over prior year | 0.0% | 0.0% | 0.0% |

S9. Status of Other Funds

Analyze the status of other funds that may have negative fund balances at the end of the current fiscal year. If any other fund has a projected negative fund balance, prepare an interim report and multiyear projection for that fund. Explain plans for how and when the negative fund balance will be addressed.

S9A. Identification of Other Funds with Negative Ending Fund Balances

DATA ENTRY: Click the appropriate button in Item 1. If Yes, enter data in Item 2 and provide the reports referenced in Item 1.

1. Are any funds other than the general fund projected to have a negative fund balance at the end of the current fiscal year?

If Yes, prepare and submit to the reviewing agency a report of revenues, expenditures, and changes in fund balance (e.g., an interim fund report) and a multiyear projection report for each fund.

2. If Yes, identify each fund, by name and number, that is projected to have a negative ending fund balance for the current fiscal year. Provide reasons for the negative balance(s) and explain the plan for how and when the problem(s) will be corrected.

ADDITIONAL FISCAL INDICATORS

The following fiscal indicators are designed to provide additional data for reviewing agencies. A "Yes" answer to any single indicator does not necessarily suggest a cause for concern, but may alert the reviewing agency to the need for additional review.

DATA ENTRY: Click the appropriate Yes or No button for items A2 through A9; Item A1 is automatically completed based on data from Criterion 9.

A1. Do cash flow projections show that the district will end the current fiscal year with a negative cash balance in the general fund? (Data from Criterion 9B-1, Cash Balance, are used to determine Yes or No)

A2. Is the system of personnel position control independent from the payroll system?

A3. Is enrollment decreasing in both the prior and current fiscal years?

A4. Are new charter schools operating in district boundaries that impact the district's enrollment, either in the prior or current fiscal year?

A5. Has the district entered into a bargaining agreement where any of the current or subsequent fiscal years of the agreement would result in salary increases that are expected to exceed the projected state funded cost-of-living adjustment?

A6. Does the district provide uncapped (100% employer paid) health benefits for current or retired employees?

A7. Is the district's financial system independent of the county office system?

A8. Does the district have any reports that indicate fiscal distress pursuant to Education Code Section 42127.6(a)? (If Yes, provide copies to the county office of education.)

A9. Have there been personnel changes in the superintendent or chief business official positions within the last 12 months?

When providing comments for additional fiscal indicators, please include the item number applicable to each comment.

Comments:
(optional)

End of School District Second Interim Criteria and Standards Review

HUENEME ELEMENTARY SCHOOL DISTRICT

BOARD AGENDA ITEM: RESOLUTION B21-22-09: RESOLUTION TO REDUCE THE HOURS OF CLASSIFIED POSITIONS

BOARD MEETING DATE: March 7, 2022

FROM: Dr. Carlos Dominguez, Deputy Superintendent
Dr. Christine Walker, Superintendent

STAFF COMMENT

RECOMMENDATION

It is recommended that the Governing Board:

- (1) adopt Resolution B21-22-09: Resolution to Reduce the Hours of Classified positions listed below:
 - Thirty (30) – Campus Assistants
 - One (1) – Health Clerk
 - One (1) – Office Manager
 - One (1) – Paraprofessional
 - Nine (9) – Bilingual Paraprofessionals
 - Five (5) – Paraprofessional/Physically Handicapped
 - Fourteen (14) – Paraprofessional/Special Education
- (2) authorize the Superintendent or designee to give appropriate notice to the persons employed in these positions.

BACKGROUND

For the 2021-22 school year, the District and CSEA agreed to increase the working hours of certain classified positions to help meet the demands of the COVID-19 pandemic. Examples of how the extra hours were used include, but not limited to: additional school safety, extra health screening support, fill vacant paraprofessional positions, and provide extra clerical assistance.

After considering the District’s budget, expenses and projected staffing needs for the classified service for 2022-23, the District has determined that the additional classified services now being provided must be reduced due to a lack of work/and or a lack of funds, including uncertainty regarding the availability of COVID-19 related supplemental funds.

Pursuant to Education Code Sections 45114, 45117, 45297 and 45308, approval of the recommended resolution is necessary to legally implement funding to reduce the hours of Classified positions. In order to take actions necessary and required by law to effectuate

RESOLUTION B21-22-09: RESOLUTION TO REDUCE THE HOURS OF CLASSIFIED
POSITIONS

March 7, 2022

Page 2 of 2

the intent of the recommended resolution, the District Personnel Office will work cooperatively with representatives from California School Employees Association (CSEA) Chapter 273.

ATTACHMENT(S)

- Resolution No. B21-22-09

HUENEME ELEMENTARY SCHOOL DISTRICT
RESOLUTION B21-22-09: RESOLUTION TO REDUCE THE HOURS
OF CLASSIFIED POSITIONS

WHEREAS, Education Code Sections 45114, 45117, 45298 and 45308 permit the Governing Board to reduce or eliminate classified services, and further set forth the procedural requirements to provide employees with notice of reduction of services for the ensuing year due to lack of work or lack of funds; and

WHEREAS, the Governing Board of the Hueneme Elementary School District ("District") has considered the District's budget, expenses, and projected staffing needs for the classified service for 2022-2023; and

WHEREAS, due to a lack of work and/or a lack of funds, including uncertainty regarding the availability of COVID-19 related supplemental funds, the Governing Board has determined that certain classified services now being provided by the District must be reduced; and

WHEREAS, the Governing Board is required by law to give notice, by March 15, 2022, to all permanent classified employees affected by any decision to reduce or eliminate positions in the classified services.

NOW, THEREFORE BE IT RESOLVED that, the Governing Board hereby finds that it is in the best interest of the District, including the welfare of the District's schools and pupils, to reduce the hours of certain classified services now being provided by the District due to a lack of work and/or lack of funds; and

BE IT FURTHER RESOLVED that, as of **June 30, 2022**, the District shall reduce the hours assigned to certain classified positions as specified:

- Thirty (30) – Campus Assistants
- One (1) – Health Clerk
- One (1) – Office Manager
- One (1) – Paraprofessional
- Nine (9) – Bilingual Paraprofessionals
- Five (5) – Paraprofessional/Physically Handicapped
- Fourteen (14) – Paraprofessional/Special Education

BE IT FURTHER RESOLVED that, as the result of the above-stated reduction in hours of classified services, it will be necessary to reduce at the end of the 2021-2022

school year the hours of classified employees of the District in a quantity and kind equal to the reductions specified above; and

BE IT FURTHER RESOLVED that the District Superintendent is authorized and directed to give appropriate notice of reduction in hours to the affected employee(s), and that the Superintendent is authorized and directed to take such actions necessary and required by law to effectuate the intent of this resolution.

PASSED AND ADOPTED this 7th day of March, 2022, by the Governing Board for the Hueneme Elementary School District of Ventura County, California.

AYES: _____
NOES: _____
ABSENT: _____
ABSTAIN: _____

By: _____
Bexy I. Gomez
President of the Board
Hueneme Elementary School District

By: _____
Charles Weis, Ph.D.
Clerk of the Board
Hueneme Elementary School District

HUENEME ELEMENTARY SCHOOL DISTRICT

BOARD AGENDA ITEM: PUBLIC HEARING TO RECEIVE INPUT REGARDING CALIFORNIA SCHOOL EMPLOYEES ASSOCIATION (CSEA) AND ITS CHAPTER 273, INITIAL (SUNSHINE) PROPOSAL FOR RE-OPENER COLLECTIVE BARGAINING AGREEMENT PRESENTED BY THE CALIFORNIA SCHOOL EMPLOYEES ASSOCIATION (CSEA) AND ITS HUENEME CHAPTER #273 TO THE HUENEME ELEMENTARY SCHOOL DISTRICT

BOARD MEETING DATE: March 7, 2022

FROM: Dr. Carlos Dominguez, Deputy Superintendent
Dr. Christine Walker, Superintendent

STAFF COMMENT

PUBLIC HEARING

Pursuant to Government Code Section 3547(a), the Governing Board of the Hueneme Elementary School District will hold a public hearing to receive input regarding 2021-22 Re-Opener Collective Bargaining Initial (Sunshine) Proposals submitted by California School Employees Association (CSEA) and its Hueneme Chapter #273 to the Hueneme Elementary School District.

BACKGROUND

Government Code 3547(a) requires School Districts and labor unions to present their initial proposal to the public for community comment prior to initiating negotiations. This is commonly referred to as “sunshining” each party’s initial proposal.

Pursuant to Government Code 3547, the Governing Board must conduct a public hearing to receive input from the community. A public hearing is scheduled at the March 7, 2022 meeting of the Governing Board.

Following completion of the public hearing, the Governing Board may adjourn to closed session to discuss any public testimony regarding CSEA’s proposal. It is then recommended that the Board take action to adopt CSEA’s proposal.

A copy of CSEA’s 2021-22 Initial Proposal is attached.

**INITIAL PROPOSAL – CALIFORNIA SCHOOL EMPLOYEES ASSOCIATION AND
ITS HUENEME CHAPTER 273**

The California School Employees Association (CSEA) and its Hueneme Chapter 273 with this initial proposal notifies the Hueneme Elementary School District of CSEA's intent to modify or amend the contract and negotiate a number of articles within the collective bargaining agreement.

ARTICLE 11 – PAY AND ALLOWANCES

CSEA proposes to make changes to Section 2: Salary Schedule which may include increases to the salary schedule.

ARTICLE 15 – HEALTH AND WELFARE BENEFITS

CSEA proposes to make changes to Section 2: District Contribution which may include an increase to the employer health benefits cap.

ARTICLE 18 – LEAVES

CSEA proposes to make changes to Section 9: Personal Necessity Leave, which may include expansion of employees' access to Personal Necessity Leave.

Should you have any questions or concerns, please do not hesitate to contact us. Please proceed with any requirements for posting prior to negotiations.

HUENEME ELEMENTARY SCHOOL DISTRICT

BOARD AGENDA ITEM: ACCEPTANCE OF INITIAL (SUNSHINE) BARGAINING PROPOSAL FOR 2021-22 RE-OPENER COLLECTIVE BARGAINING AGREEMENT PRESENTED BY CALIFORNIA SCHOOL EMPLOYEES ASSOCIATION (CSEA) AND ITS HUENEME CHAPTER #273 TO THE HUENEME ELEMENTARY SCHOOL DISTRICT (DISTRICT)

BOARD MEETING DATE: March 7, 2022

FROM: Dr. Carlos Dominguez, Deputy Superintendent
Dr. Christine Walker, Superintendent

STAFF COMMENT

RECOMMENDATION

It is recommended that the Governing Board accept the Initial Bargaining Proposal presented by the California School Employees Association (CSEA) and its Hueneme Chapter #273 to the Hueneme Elementary School District for the 2021-22 Re-Opener Collective Bargaining Agreement.

BACKGROUND

Government Code 3547(a) requires school districts and labor unions to present their initial proposal to the public for community comment prior to initiating negotiations. This is commonly referred to as “sunshining” each party’s initial proposal. Pursuant to Government Code 3547, the Governing Board shall, at a meeting which is open to the public, adopt its initial proposal.

A copy of the initial “sunshine” proposal submitted by CSEA is attached.

**INITIAL PROPOSAL – CALIFORNIA SCHOOL EMPLOYEES ASSOCIATION AND
ITS HUENEME CHAPTER 273**

The California School Employees Association (CSEA) and its Hueneme Chapter 273 with this initial proposal notifies the Hueneme Elementary School District of CSEA's intent to modify or amend the contract and negotiate a number of articles within the collective bargaining agreement.

ARTICLE 11 – PAY AND ALLOWANCES

CSEA proposes to make changes to Section 2: Salary Schedule which may include increases to the salary schedule.

ARTICLE 15 – HEALTH AND WELFARE BENEFITS

CSEA proposes to make changes to Section 2: District Contribution which may include an increase to the employer health benefits cap.

ARTICLE 18 – LEAVES

CSEA proposes to make changes to Section 9: Personal Necessity Leave, which may include expansion of employees' access to Personal Necessity Leave.

Should you have any questions or concerns, please do not hesitate to contact us. Please proceed with any requirements for posting prior to negotiations.

HUENEME ELEMENTARY SCHOOL DISTRICT

BOARD AGENDA ITEM: APPROVAL OF TENTATIVE AGREEMENTS
BETWEEN THE HUENEME ELEMENTARY SCHOOL
DISTRICT AND THE HUENEME EDUCATION
ASSOCIATION

BOARD MEETING DATE: March 7, 2022

FROM: Dr. Carlos Dominguez, Deputy Superintendent
Dr. Christine Walker, Superintendent

STAFF COMMENT

RECOMMENDATION

Pending ratification by unit members of the Hueneme Education Association, it is recommended that the Governing Board:

- (1) approve the Tentative Agreements between the Hueneme Elementary School District and the Hueneme Education Association;
- (2) authorize the Superintendent or designee to sign the Tentative Agreements on behalf of the Governing Board; and
- (3) approve the updated 2021-22 salary schedules, as attached.

BACKGROUND

Representatives of the Hueneme Elementary School District and the Hueneme Education Association reached tentative agreements on a Collective Bargaining Agreement. The parties have negotiated modifications on Article 12 – Leaves, Article 18 – Salary, Article 19 – Health and Welfare Benefits, and a 1.25% off-schedule one-time bonus retroactive to July 1, 2021. Copies of the Tentative Agreements are attached.


**Tentative Agreement Between the
Hueneme Elementary School District and
the Hueneme Education Association (HEA)
February 22, 2022**

Article 12: Leaves

I. Bereavement Leave

Every unit member shall be entitled to five (5) consecutive or nonconsecutive days of paid leave of absence on account of the death of any member of his/her immediate family. Bereavement leave shall be used within three (3) months of the time of the event. Bereavement leave may be granted past three (3) months by the Deputy Superintendent if requested for a specific memorial event and shall not be denied arbitrarily or capriciously. Bereavement leave shall be granted to members for events that take place during the member's instructional calendar year and when the member is employed during the summer. This leave shall not be deducted from sick leave. Personal Necessity Leave can be used to supplement this leave. In the event of the death of a spouse or child, the unit member shall be entitled to an additional three (3) days, if requested.

For Hueneme Education Association:



Luciano Ortiz

2/22/22

Date

For the District:



Carlos Dominguez

2/22/22


Date

**Tentative Agreement Between the
Hueneme Elementary School District and
the Hueneme Education Association (HEA)
January 27, 2022**

Article 18 - Salary

2021- 22 Salary Schedule. Effective July 1, 2021, the 2021-22 Salary Schedule shall be increased by 4% retroactive to July 1, 2021.

For Hueneme Education Association:



Luciano Ortiz

1/28/22

Date

For the District:



Carlos Dominguez

1/28/22


Date

**Tentative Agreement Between the
Hueneme Elementary School District and
the Hueneme Education Association (HEA)
January 27, 2022**

Article 19 Health and Welfare Benefits

The District will cover the cost of Health and Welfare benefits above the District cap of \$18,504 for certificated employees for the 2022/23 school year.


For Hueneme Education Association:



Luciano Ortiz

Date 1/28/22

For the District:



Carlos Dominguez

Date 1/20/22

Tentative Agreement Between the
Hueneme Elementary School District and
the Hueneme Education Association (HEA)


February 15, 2022

Due to the emergency pandemic conditions and the additional workload demands to provide and maintain daily instruction, the District will pay a 1.25% off-schedule, one-time bonus retroactive to July 1, 2021. The District will use one-time COVID-19 related funds to cover the cost of the 1.25% bonus.


For the Association

For the District

HEA President



District Negotiator



HEA Bargaining Chair

2/16/22
Date

2/16/22
Date

HUENEME ELEMENTARY SCHOOL DISTRICT
2021-22 CREDENTIALLED TEACHERS' SALARY SCHEDULE – 184 DAYS

The following classifications are used in determining teachers' salaries:

- Class I** Bachelor's Degree
- Class II** Bachelor's Degree plus **15** semester hours*, earned subsequent to the Bachelor's Degree.
- Class III** Bachelor's Degree plus **30** semester hours*, earned subsequent to the Bachelor's Degree.
- Class IV** Bachelor's Degree plus **45** semester hours*, earned subsequent to the Bachelor's Degree **or** a Master's Degree.
- Class V** Bachelor's Degree plus **60** semester hours*, earned subsequent to the Bachelor's Degree including a Master's Degree, **or** a Master's Degree plus **20** semester hours*, earned subsequent to the Master's Degree.

*Must be upper division or graduate courses. Lower division credit will be granted only upon prior approval of the Superintendent.

Credit will be given for a maximum of seven (7) years previous experience performed under an appropriate teaching credential.

For Speech and Language Pathologist credit will be given for a maximum of eleven (11) years previous experience performed under an appropriate speech and language pathologist credential.

Certificated employees who have earned a CCC, NBCT or the Ph.D./Ed.D. degree shall receive an annual stipend equal to 5.00% of Class III, Step 1 on the Teachers Salary Schedule (\$3,144).

- Anniversary Increments:**
- 16 through 20 years of continuous service - salary + 4% of Class V, Step 12 (\$4,239)
 - 21 through 25 years of continuous service - salary + 6% of Class V, Step 12 (\$6,358)
 - 26 through 30 years of continuous service - salary + 7% of Class V, Step 12 (\$7,417)
 - 31 through 34 years of continuous service - salary + 9% of Class V, Step 12 (\$9,536)
 - 35 years to retirement - salary + 11% of Class V, Step 12 (\$11,656)

| Year | Class I | Class II | Class III | Class IV | Class V |
|-------------|----------|----------|-----------|-----------|-----------|
| 1 | \$52,518 | \$54,518 | \$62,871 | \$62,876 | \$65,620 |
| 2 | \$52,518 | \$55,523 | \$62,872 | \$64,547 | \$69,286 |
| 3 | \$52,518 | \$58,019 | \$62,873 | \$67,677 | \$72,962 |
| 4 | \$56,308 | \$60,522 | \$65,421 | \$70,821 | \$76,611 |
| 5 | \$58,811 | \$63,017 | \$68,159 | \$73,961 | \$80,277 |
| 6 | \$61,321 | \$65,527 | \$70,895 | \$77,085 | \$83,954 |
| 7 | \$63,812 | \$68,016 | \$73,619 | \$80,220 | \$87,624 |
| 8 | \$66,320 | \$70,524 | \$76,350 | \$83,353 | \$91,280 |
| 9 | | \$73,024 | \$79,086 | \$86,482 | \$94,952 |
| 10 | | | \$81,817 | \$89,620 | \$98,617 |
| 11 | | | | \$92,761 | \$102,292 |
| 12 | | | | \$95,892 | \$105,955 |
| +1 \$ 4,237 | \$70,559 | \$77,263 | \$86,056 | \$100,131 | \$110,194 |
| +2 \$ 6,358 | \$72,678 | \$79,382 | \$88,175 | \$102,250 | \$112,313 |
| +3 \$ 7,417 | \$73,737 | \$80,441 | \$89,234 | \$103,309 | \$113,372 |
| +4 \$ 9,536 | \$75,856 | \$82,560 | \$91,353 | \$105,428 | \$115,491 |
| +5 \$11,656 | \$77,976 | \$84,680 | \$93,473 | \$107,548 | \$117,611 |

The 2021-22 Credentialed Teacher's Salary Schedule was increased in A UFW 2022 by 4.00% retroactive to July 1, 2021.

**HUENEME ELEMENTARY SCHOOL DISTRICT
2021-22**

COUNSELOR - (184 days)

| | <u>CLASS I</u> | <u>CLASS II</u> | <u>CLASS III</u> |
|---|-----------------------|------------------------|-------------------------|
| 1 | \$81,742 | \$86,501 | \$ 91,475 |
| 2 | \$84,130 | \$89,218 | \$ 96,456 |
| 3 | \$84,498 | \$91,941 | \$100,119 |
| 4 | \$88,874 | \$94,666 | \$103,753 |
| 5 | \$91,252 | \$97,386 | \$107,395 |

1. SALARY CLASSIFICATIONS:

- A. Class I Bachelor's Degree and 45 subsequent semester hours or Master's Degree.
- B. Class II Bachelor's Degree and 60 subsequent semester hours including the Master's Degree or Master's Degree and 15 subsequent semester hours.
- C. Class III Bachelor's Degree and 75 subsequent semester hours including the Master's Degree or Master's Degree and 30 subsequent semester hours or Doctorate.

- 2. Authorized credentials are required in addition to one or more of the above degrees.
- 3. Credit will be given for up to four (4) years experience in a similar position.
- 4. Work year - Counselor - 184 days.
- 5. All work in Class I, Class II and Class III must be upper division or graduate work.
- 6. Anniversary increments:
 - 16 through 20 years of continuous service - salary + 4% of Class V, Step 12 (\$4,239)
 - 21 through 25 years of continuous service - salary + 6% of Class V, Step 12 (\$6,358)
 - 26 through 30 years of continuous service - salary + 7% of Class V, Step 12 (\$7,417)
 - 31 through 34 years of continuous service - salary + 9% of Class V, Step 12 (\$9,536)
 - 35 years to retirement - salary +11% of Class V, Step 12 (\$11,656)
- 7. Any certificated employee promoted from within the District will be placed on the schedule at a level not below his annual rate of pay in the previous position.
- 8. Certificated employees who have earned NBCT, or the Ph.D./Ed.D. degree shall receive an annual stipend equal to 5.00% of Class III, Step 1 on the Teachers Salary Schedule (\$3,144).

The 2021-22 Counselor Salary Schedule was increased in March 2022 by 4.00% retroactive to July 1, 2021

HUENEME ELEMENTARY SCHOOL DISTRICT

2021-22 SCHOOL NURSE SALARY SCHEDULE – 184 DAYS

The following classifications are used in determining a school nurse salary:

- CLASS I** Bachelor's Degree and California Registered Nurse (RN) license.
- CLASS II** Bachelor's Degree, California RN, plus **15** semester hours*, earned subsequent to the Bachelor's Degree.
- CLASS III** Bachelor's Degree, California RN, and valid California school nurse credential.
- CLASS IV** Master's Degree, California RN, and valid California school nurse credential.

*Must be upper division or graduate courses. Lower division credit will be granted only upon prior approval of the Superintendent.

Credit will be given for a maximum of eleven (11) years previous school nurse experience performed under an appropriate school nurse credential or credential waiver. Credit will be given for a maximum of three (3) years of previous experience in public health or pediatric nursing performed under a registered nurse license.

Certificated employees who have earned NBCT, or the Ph.D./Ed.D. degree shall receive an annual stipend equal to 5.00% of Class III, Step 1 on the Teachers Salary Schedule (\$3,144).

Anniversary Increments: 16 through 20 years of continuous service - salary + 4% of Class V, Step 12 (\$4,239)
 21 through 25 years of continuous service - salary + 6% of Class V, Step 12 (\$6,358)
 26 through 30 years of continuous service - salary + 7% of Class V, Step 12 (\$7,417)
 31 through 34 years of continuous service - salary + 9% of Class V, Step 12 (\$9,536)
 35 years to retirement - salary +11% of Class V, Step 12 (\$11,656)

| Year | Class I | Class II | Class III | Class IV |
|--------------------|----------|----------|-----------|-----------|
| 1 | \$54,518 | \$57,211 | \$61,419 | \$65,620 |
| 2 | \$55,523 | \$59,951 | \$64,547 | \$69,286 |
| 3 | \$58,019 | \$62,681 | \$67,677 | \$72,962 |
| 4 | \$60,522 | \$65,421 | \$70,821 | \$76,611 |
| 5 | \$63,017 | \$68,159 | \$73,961 | \$80,277 |
| 6 | \$65,527 | \$70,895 | \$77,085 | \$83,954 |
| 7 | \$68,016 | \$73,619 | \$80,220 | \$87,624 |
| 8 | \$70,524 | \$76,350 | \$83,353 | \$91,280 |
| 9 | \$73,024 | \$79,086 | \$86,482 | \$94,952 |
| 10 | | \$81,817 | \$89,620 | \$98,617 |
| 11 | | | \$92,761 | \$102,292 |
| 12 | | | \$95,892 | \$105,955 |
| +1 \$4,239 | \$77,263 | \$86,050 | \$100,131 | \$110,194 |
| +2 \$6,358 | \$79,382 | \$88,175 | \$102,250 | \$112,313 |
| +3 \$7,417 | \$80,441 | \$89,234 | \$103,309 | \$113,372 |
| +4 \$9,536 | \$82,560 | \$91,353 | \$105,428 | \$115,491 |
| +5 \$11,656 | \$84,680 | \$93,473 | \$107,548 | \$117,611 |

The 2021-22 Nurse's Salary Schedule was increased in March 2022 by 4.00% retroactive to July 1, 2021

HUENEME ELEMENTARY SCHOOL DISTRICT
2021-22 PROGRAM SPECIALIST SALARY SCHEDULE (198 DAYS)

The following classifications are used in determining teachers' salaries:

- Class I** Bachelor's Degree
- Class II** Bachelor's Degree plus **15** semester hours*, earned subsequent to the Bachelor's Degree.
- Class III** Bachelor's Degree plus **30** semester hours*, earned subsequent to the Bachelor's Degree.
- Class IV** Bachelor's Degree plus **45** semester hours*, earned subsequent to the Bachelor's Degree **or** a Master's Degree.
- Class V** Bachelor's Degree plus **60** semester hours*, earned subsequent to the Bachelor's Degree including a Master's Degree, **or** a Master's Degree plus **20** semester hours*, earned subsequent to the Master's Degree.

*Must be upper division or graduate courses. Lower division credit will be granted only upon prior approval of the Superintendent.

Credit will be given for a maximum of seven (7) years previous experience performed under an appropriate teaching credential.

Certificated employees who have earned a CCC, NBCT or the Ph.D./Ed.D. degree shall receive an annual stipend equal to 5.00% of Class III, Step 1 on the Teachers Salary Schedule (\$3,144).

Anniversary Increments: 16 through 20 years of continuous service - salary + 4% of Class V, Step 12 (\$4,239)
 21 through 25 years of continuous service - salary + 6% of Class V, Step 12 (\$6,358)
 26 through 30 years of continuous service - salary + 7% of Class V, Step 12 (\$7,417)
 31 through 34 years of continuous service - salary + 9% of Class V, Step 12 (\$9,536)
 35 years to retirement - salary +11% of Class V, Step 12 (\$11,656)

| Year | Class I | Class II | Class III | Class IV | Class V |
|--------------------|----------|----------|-----------|-----------|-----------|
| 1 | \$58,666 | \$58,666 | \$67,656 | \$67,661 | \$70,612 |
| 2 | \$58,666 | \$59,747 | \$67,657 | \$69,459 | \$74,558 |
| 3 | \$58,666 | \$62,434 | \$67,658 | \$72,826 | \$78,513 |
| 4 | \$60,592 | \$65,127 | \$70,339 | \$76,210 | \$82,439 |
| 5 | \$63,286 | \$67,812 | \$73,345 | \$79,588 | \$86,835 |
| 6 | \$65,987 | \$70,512 | \$76,290 | \$82,951 | \$90,342 |
| 7 | \$68,668 | \$73,192 | \$79,221 | \$86,324 | \$94,291 |
| 8 | \$71,366 | \$75,889 | \$82,159 | \$89,695 | \$98,226 |
| 9 | | \$78,580 | \$85,105 | \$93,061 | \$102,177 |
| 10 | | | \$88,043 | \$96,439 | \$106,121 |
| 11 | | | | \$99,819 | \$110,074 |
| 12 | | | | \$103,187 | \$114,017 |
| +1 \$4,239 | \$75,605 | \$82,819 | \$92,282 | \$107,426 | \$118,256 |
| +2 \$6,358 | \$77,724 | \$84,938 | \$94,401 | \$109,545 | \$120,375 |
| +3 \$7,417 | \$78,783 | \$85,997 | \$95,460 | \$110,604 | \$121,434 |
| +4 \$9,536 | \$80,902 | \$88,116 | \$97,579 | \$112,723 | \$123,553 |
| +5 \$11,656 | \$83,022 | \$90,236 | \$99,699 | \$114,843 | \$125,673 |

The 2021-22 Program Specialist Salary Schedule was increased in March 2022 by 4.00% retroactive to July 1, 2021

**HUENEME ELEMENTARY SCHOOL DISTRICT
2021-22
PSYCHOLOGIST - (198 days)**

| <u>STEP</u> | <u>CLASS II</u> | <u>CLASS III</u> |
|-------------|-----------------|------------------|
| 1 | \$ 93,977 | \$101,970 |
| 2 | \$ 99,635 | \$105,256 |
| 3 | \$102,432 | \$108,561 |
| 4 | \$105,256 | \$111,854 |
| 5 | \$108,078 | \$115,167 |

1. SALARY CLASSIFICATIONS:

A. Class II Bachelor's Degree and 60 subsequent semester hours including the Master's Degree or Master's Degree and 15 subsequent semester hours.

B. Class III Bachelor's Degree and 75 subsequent semester hours including the Master's Degree or Master's Degree and 30 subsequent semester hour or Doctorate.

2. Authorized credentials are required in addition to one or more of the above degrees.
3. Credit will be given for up to four (4) years experience in a similar position.
4. Work year - Psychologist - 198 days.
5. All work in Class II and Class III must be upper division or graduate work.
6. Anniversary increments:
 16 through 20 years of continuous service - salary + 4% of Class V, Step 12 of Teachers' Salary Schedule (\$4,239)
 21 through 25 years of continuous service - salary + 6% of Class V, Step 12 of Teachers' Salary Schedule (\$6,358)
 26 through 30 years of continuous service - salary + 7% of Class V, Step 12 of Teachers' Salary Schedule (\$7,417)
 31 through 34 years of continuous service - salary + 9% of Class V, Step 12 of Teacher's Salary Schedule (\$9,536)
 35 years to retirement - salary +11% of Class V, Step 12 of Teacher's Salary Schedule (\$11,656)
7. Any certificated employee promoted from within the District will be placed on the schedule at a level not below his annual rate of pay in the previous position.
8. Certificated employees who have earned NCSP, NBTC, or the Ph.D./Ed.D. degree shall receive an annual stipend equal to 5.00% of Class III, Step 1 on the Teachers Salary Schedule (\$3,144).

The 2021-22 Psychologist Salary Schedule was increased in March 2022 by 4.0% retroactive to July 1, 2021

HUENEME ELEMENTARY SCHOOL DISTRICT

BOARD AGENDA ITEM: APPROVE SALARY ADJUSTMENT FOR ADMINISTRATIVE AND CONFIDENTIAL EMPLOYEES

BOARD MEETING DATE: March 7, 2022

FROM: Dr. Carlos Dominguez, Deputy Superintendent
Dr. Christine Walker, Superintendent

STAFF COMMENT

RECOMMENDATION

It is recommended that the Governing Board approve a salary adjustment for administrative and confidential employees as per the attached salary schedule, retroactive to July 1, 2021.

BACKGROUND

The District and HEA agreed on a 4% salary increase, retroactive to July 1, 2021. As in past practice, it is recommended that the Board approve a similar salary increase for administrative and confidential employees. The updated 2021-22 administrative and confidential employee salary schedule also includes a revision to the anniversary increment schedule and the work year schedule. The change in work year reflects the recognition of the Juneteenth holiday.

HUENEME ELEMENTARY SCHOOL DISTRICT
ADMINISTRATIVE AND CONFIDENTIAL SALARY SCHEDULE
2021-2022

| Position | Days Worked | Daily Rate | | | | |
|---|-------------|------------|--------|--------|--------|--------|
| | | Step 1 | Step 2 | Step 3 | Step 4 | Step 5 |
| Executive Secretary | 260* | 233.49 | 245.12 | 257.77 | 270.65 | 283.89 |
| Executive Assistant to the Superintendent | 260* | 283.06 | 297.13 | 311.90 | 327.55 | 343.93 |
| Assistant Director of Facilities and Grounds Assistant Director of Custodial Services Assistant Director of Food Services | 260* | 309.51 | 325.02 | 341.22 | 358.38 | 376.20 |
| Director of Food Services Director of Technology | 260* | 369.28 | 387.60 | 407.08 | 427.43 | 448.75 |
| Director of Finance | 260* | 437.12 | 459.55 | 482.03 | 504.51 | 526.98 |
| Assistant Principal | 210/214 | 542.30 | 558.55 | 574.82 | 591.08 | 607.36 |
| Elementary Principal | 214 | 572.82 | 590.03 | 607.18 | 624.38 | 641.54 |
| Director of Personnel | 260** | 504.22 | 519.32 | 534.46 | 549.56 | 564.70 |
| Junior High Principal Director/Principal Director of Educational Services | 221 | 593.2 | 610.97 | 628.78 | 646.54 | 664.35 |
| Sr. Director of Facilities, Operations and Transportation | 260* | 530.68 | 546.51 | 562.52 | 578.40 | 594.14 |
| Sr. Director of Educational Programs Sr. Director of Equity and Instructional Services Sr. Director of Student Support Services Sr. Director of Pupil Support Services | 223 | 618.53 | 637.04 | 655.62 | 674.13 | 692.65 |
| Chief Business Official | 260*** | 578.37 | 598.39 | 619.09 | 640.52 | 662.73 |
| Associate Superintendent of Educational Services Associate Superintendent of Technology And Strategic Operations | 223 | - | - | - | - | 809.89 |
| Deputy Superintendent | 260*** | - | - | - | - | 694.64 |

*12 month calendar with earned paid vacation and 15 paid holidays

**221 workdays, 15 holidays, 24 vacation days = 260 total days

***223 workdays, 15 holidays, 22 vacation days = 260 total days

Doctoral Stipend - \$3,144 per year

Any extra days assigned to administrative personnel will be paid per diem and require prior approval of the Superintendent.

Credit will be given for years of service in Hueneme ESD and/or out of district administrative experience or experience in a similar position with approval of the Superintendent.

Career/Anniversary Increments:

- 6 years - 4% of base salary
- 11 years - 6% of base salary
- 16 years - 7% of base salary
- 21 years - 9% of base salary
- 26 years - 11% of base salary

The 2021-22 Administrative and Confidential salary schedule was increased in March 2022 by 4% retroactive to July 1, 2021.

HUENEME ELEMENTARY SCHOOL DISTRICT

BOARD AGENDA ITEM: SECOND READING AND APPROVAL OF REVISIONS
TO THE DISTRICT POLICY MANUAL

BOARD MEETING DATE: March 7, 2022

FROM: Dr. Christine Walker, Superintendent

STAFF COMMENTRECOMMENDATION

It is recommended that, after completing a second reading of proposed policy revisions, the Governing Board approve all revisions as submitted and authorize immediate dissemination and implementation.

BACKGROUND

Following policy revisions by the California School Boards Association (CSBA), the Superintendent reviewed samples of their revised policies to determine the revisions needed for district policies. Policy documents showing revision mark-ups were presented to the Board for a first reading at the February 28, 2022 meeting. As no further changes were suggested, the policies were subsequently finalized for a second and final reading. It is now recommended that, unless further discussion and/or change is warranted, the following revised policy documents be approved and implemented:

Series 0000: Philosophy, Goals, Objectives and Comprehensive Plans

- BP 0420.42, Charter School Renewal

Series 1000: Community Relations

- BP 1312.3, Uniform Complaint Procedures

Series 5000: Students

- BP 5148.2, Before/After School Programs

Series 6000: Instruction

- BP 6143, Courses of Study

Series 9000: Board Bylaws

- BP 9320, Meetings and Notices

Philosophy, Goals, Objectives and Comprehensive Plans

CHARTER SCHOOL RENEWAL

The Governing Board believes that the ongoing operation of a charter school should be dependent on the school's effectiveness in achieving its mission and goals for student learning and other student outcomes. Whenever a charter school submits a petition for renewal of its charter, the Board shall review the petition thoroughly and in a timely manner, consistent with the timelines set out in the Education Code. The Board shall consider renewal petitions only of charters originally authorized by the Board itself or by the State Board of Education (SBE) on appeal after initial denial by the Board.

The Board shall deny the renewal petition of any charter school operated as or by a for-profit corporation, a for-profit educational management organization, or a for-profit charter management organization. (Education Code 47604)

When a charter school, concurrently with its renewal petition, proposes to expand operations to one or more additional sites or grade levels, the charter school shall request a material revision to its charter. The material revision may be made only with the approval of the Board and in accordance with the standards and criteria in Education Code 47605 for material revisions. (Education Code 47607)

The Board recommends that a charter school submit its petition for renewal to the Board sufficiently early before the expiration of the term of the charter to allow the Board's deliberations and decision on the renewal petition to be completed with minimal disruption to the charter school's educational program in the renewal year.

The petition for renewal shall include a reasonably comprehensive description of how the charter school has met all new charter school requirements enacted into law after the charter was originally granted or last renewed. (Education Code 47607; 5 CCR 11966.4)

Criteria for Granting or Denying Renewal

Renewals shall be governed by the same standards and criteria that apply to new charter petitions as set forth in Education Code 47605. However, a charter renewal shall not be denied based on the fiscal impact of the charter school on the district or a finding that the charter school is demonstrably unlikely to serve the interests of the entire community in which the school is located, as described in Education Code 47605. (Education Code 47607)

The signature requirement for charter authorization petitions is not applicable to petitions for renewal. (Education Code 47607; 5 CCR 11966.4)

In determining whether to grant a charter renewal, the Board shall review both schoolwide performance and the performance of numerically significant student subgroups on the state and local indicators included in the California School Dashboard, giving greater weight to performance on measurements of academic performance. If the Dashboard indicators are not yet available for the most recently completed academic year before renewal, the Board shall consider verifiable

Philosophy, Goals, Objectives and Comprehensive Plans**CHARTER SCHOOL RENEWAL**

data provided by the charter school related to the Dashboard indicators, such as data from the California Assessment Student Performance and Progress, or any successor system, for the most recent academic year. The Board shall only consider data from sources adopted by SBE. (Education Code 47607, 47607.2)

Following the Board's review, a renewal of the charter petition may be granted in accordance with a three-tiered system based on school performance, as follows:

1. Renewal of Five to Seven Years

a. A charter school that is not eligible for technical assistance pursuant to Education Code 47607.3 shall be granted renewal for a period of five to seven years when, for two consecutive years immediately preceding the renewal, or for two of the most recent years for which state data is available preceding the renewal if the two consecutive years immediately preceding the renewal decision include the 2019-20 or 2020-21 school year, the charter school achieved either of the following: (Education Code 47607)

i. Received the two highest performance levels schoolwide on all the state indicators included in the Dashboard for which the charter school receives performance levels, provided the charter school has schoolwide performance levels on at least two measurements of academic performance per year in each of the two years

ii. For all measurements of academic performance, received performance levels schoolwide that are the same or higher than the state average and, for a majority of numerically significant student subgroups performing statewide below the state average in each respective year, received performance levels that are higher than the state average, provided that the charter school has performance levels on at least two measurements of academic performance for at least two subgroups

b. If the charter school satisfies the above criteria, it shall only be required to update the renewal petition to include a reasonably comprehensive description of any new requirement of charter schools enacted into law after the charter was originally granted or last renewed and, as necessary, to reflect the current program offered by the charter school. (Education Code 47607)

2. Renewal of Five Years

a. A renewal shall be granted for five years if clear and convincing evidence, demonstrated by verified data, shows either of the following: (Education Code 47607.2)

i. Measurable increases in academic achievement, as defined by at least one year's progress for each year in school

ii. Strong postsecondary outcomes, as defined by college enrollment, persistence, and

Philosophy, Goals, Objectives and Comprehensive Plans

CHARTER SCHOOL RENEWAL

completion rates equal to similar peers

b. For any such charter school, the Board may deny the renewal petition upon making written factual findings that the charter school failed to meet or make sufficient progress toward meeting standards that provide a benefit to students at the school, that the closure of the charter school is in the best interest of students, and that the Board's decision provided greater weight to performance on measurements of academic performance. (Education Code 47607.2)

3. Denial/Two-Year Renewal

a. The Board shall generally not renew a charter if, for two consecutive years immediately preceding the renewal decision, or for two of the most recent years for which state data is available immediately preceding the renewal if the two consecutive years immediately preceding the renewal decision include the 2019-20 or 2020-21 school year, either of the following applies: (Education Code 47607.2)

i. The charter school has received the two lowest performance levels schoolwide on all the state indicators included in the Dashboard for which it receives performance levels, provided the charter school has schoolwide performance levels on at least two measurements of academic performance per year in each of the two years

ii. For all measurements of academic performance, the charter school has received performance levels schoolwide that are the same or lower than the state average and, for a majority of numerically significant student subgroups performing statewide below the state average in each respective year, received performance levels that are lower than the state average, provided that the charter school has performance levels on at least two measurements of academic performance for at least two subgroups

b. However, the Board may grant a two-year renewal to any such charter school if the Board makes written factual findings, setting forth specific facts to support the findings, that: (Education Code 47607.2)

i. The charter school is taking meaningful steps to address the underlying cause(s) of low performance, and those steps are reflected, or will be reflected, in a written plan adopted by the governing body of the charter school.

ii. There is clear and convincing evidence, demonstrated by verified data, showing achievement of the criteria specified in item #2a above

In addition to all the grounds stated above for denial of a charter renewal, the Board may deny renewal of a charter upon a finding that the school is demonstrably unlikely to successfully implement the program set forth in the petition due to substantial fiscal or governance factors or a finding that the school is not serving all students who wish to attend. When denying a charter

Philosophy, Goals, Objectives and Comprehensive Plans

CHARTER SCHOOL RENEWAL

renewal for either of these reasons, the Board shall provide the charter school at least 30 days' notice of the alleged violation and a reasonable opportunity to cure the violation, including the submission of a proposed corrective action plan. The Board may deny the renewal for these reasons only upon a finding that either the corrective action proposed by the charter school has been unsuccessful or that the violations are sufficiently severe and pervasive as to render a corrective action plan unviable. Any finding that a school is not serving all students who wish to attend shall specifically identify the evidence supporting the finding. (Education Code 47607)

A charter school that qualifies for the state's Dashboard Alternative School Status shall not be subject to any of the above criteria. Instead, in determining whether to grant a charter renewal for such a charter school, the Board shall consider, in addition to the charter school's performance on the state and local indicators included in the Dashboard, the charter school's performance on alternative metrics applicable to the charter school based on the student population served. The Board shall meet with the charter school during the first year of the charter school's term to mutually agree to discuss alternative metrics to be considered and shall notify the charter school of the alternative metrics to be used within 30 days of this meeting. The Board may deny a charter renewal only upon making written findings, setting forth specific facts to support the findings, that the closure of the charter school is in the best interest of students. (Education Code 47607)

Timelines for Board Action

Within 60 days of receiving the renewal petition, the Board shall hold a public hearing to review documentation submitted by the charter school, determine the level of support for the petition, and obtain public input. A petition is deemed received on the day the petitioner submits a petition to the district office, along with a signed certification that the petitioner deems the petition to be complete. (Education Code 47605)

The Board shall either grant or deny the charter renewal within 90 days of receiving the petition. The date may be extended by an additional 30 days if both the petitioner and the Board agree to the extension. (Education Code 47605)

At least 15 days before the public hearing at which the Board will grant or deny the charter petition, the Board shall publish all staff recommendations and recommended findings regarding the petition. During the public hearing, petitioners shall have equal time and opportunity to present evidence and testimony to respond to the staff recommendations and findings. (Education Code 47605)

If the Board fails to make a written factual finding when required for denial of the petition pursuant to the section "Criteria for Granting or Denying Renewal" above within the required time period, the absence of a written factual finding shall be deemed an approval of the renewal petition.

Philosophy, Goals, Objectives and Comprehensive Plans

CHARTER SCHOOL RENEWAL

The Superintendent or designee shall provide notification to the California Department of Education, within 10 calendar days of the Board's action, whenever a renewal of the charter is granted or denied. (Education Code 47604.32; 5 CCR 11962.1)

If the Board denies a renewal petition, the charter school may submit its application for renewal to the County Board of Education within 30 days of the Board's written factual findings supporting the denial. (Education Code 47605, 47607.5)

School Closure

If a charter is not renewed and the charter school ceases operation, the school closure procedures specified in the charter in accordance with Education Code 47605 and 5 CCR 11962 shall be implemented. (Education Code 47604.32, 47605)

P
R
O
P
O
S
E
D

Community Relations

UNIFORM COMPLAINT PROCEDURES

The Governing Board recognizes that the district has the primary responsibility to ensure compliance with applicable state and federal laws and regulations governing educational programs. The Board encourages the early resolution of complaints whenever possible. To resolve complaints which may require a more formal process, the Board adopts the uniform system of complaint processes specified in 5 CCR 4600-4670 and the accompanying administrative regulation.

Complaints Subject to the UCP

The district's uniform complaint procedures (UCP) shall be used to investigate and resolve complaints regarding the following programs and activities:

1. Accommodations for pregnant and parenting students (Education Code 46015)
2. Adult education programs (Education Code 8500-8538, 52334.7, 52500-52617)
3. After School Education and Safety programs (Education Code 8482-8484.65)
4. Agricultural career technical education (Education Code 52460-52462)
5. Career technical and technical education and career technical and technical training programs (Education Code 52300-52462)
6. Child care and development programs (Education Code 8200-8488)
7. Compensatory education (Education Code 54400)
8. Consolidated categorical aid programs (Education Code 33315; 34 CFR 299.10-299.12)
9. Course periods without educational content (Education Code 51228.1-51228.3)
10. Discrimination, harassment, intimidation, or bullying in district programs and activities, including in those programs or activities funded directly by or that receive or benefit from any state financial assistance, based on a person's actual or perceived characteristics of race or ethnicity, color, ancestry, nationality, national origin, immigration status, ethnic group identification, age, religion, marital status, pregnancy, parental status, physical or mental disability, medical condition, sex, sexual orientation, gender, gender identity, gender expression, or genetic information, or any other characteristic identified in Education Code 200 or 220, Government Code 11135, or Penal Code section 422.55, or based on the person's association with a person or group with one or more of these actual or perceived characteristics. (5 CCR 4610)

P
R
O
P
O
S
E
D

Community Relations

UNIFORM COMPLAINT PROCEDURES

11. Educational and graduation requirements for students in foster care, homeless students, students from military families, and students formerly in a juvenile court school (Education Code 48645.7, 48853, 48853.5, 49069.5, 51225.1, 51225.2)
12. Every Student Succeeds Act (Education Code 52059; 20 USC 6301 et seq.)
13. Local control and accountability plan (Education Code 52075)
14. Migrant education (Education Code 54440-54445)
15. Physical education instructional minutes (Education Code 51210, 51222, 51223)
16. Student fees (Education Code 49010-49013)
17. Reasonable accommodations to a lactating student (Education Code 222)
18. Regional occupational centers and programs (Education Code 52300-52334.7)
19. School plans for student achievement as required for the consolidated application for specified federal and/or state categorical funding (Education Code 64001)
20. School safety plans (Education Code 32280-32289)
21. School site councils as required for the consolidated application for specified federal and/or state categorical funding (Education Code 65000)
22. State preschool programs (Education Code 8207-8225)
23. State preschool health and safety issues in license-exempt programs (Education Code 8212)
24. Any complaint alleging retaliation against a complainant or other participant in the complaint process or anyone who has acted to uncover or report a violation subject to this policy
25. Any other state or federal educational program the Superintendent of Public Instruction or designee deems appropriate

The Board recognizes that alternative dispute resolution (ADR) can, depending on the nature of the allegations, offer a process for resolving a complaint in a manner that is acceptable to all parties. An ADR process such as mediation may be offered to resolve complaints that involve more than one student and no adult. However, mediation shall not be offered or used to resolve any complaint involving sexual assault or where there is a reasonable risk that a party to the

Community Relations

UNIFORM COMPLAINT PROCEDURES

mediation would feel compelled to participate. The Superintendent or designee shall ensure that the use of ADR is consistent with state and federal laws and regulations.

The district shall protect all complainants from retaliation. In investigating complaints, the confidentiality of the parties involved shall be protected as required by law. For any complaint alleging retaliation or unlawful discrimination (such as discriminatory harassment, intimidation, or bullying), the Superintendent or designee shall keep the identity of the complainant, and/or the subject of the complaint if different from the complainant, confidential when appropriate and as long as the integrity of the complaint process is maintained.

When an allegation that is not subject to the UCP is included in a UCP complaint, the district shall refer the non-UCP allegation to the appropriate staff or agency and shall investigate and, if appropriate, resolve the UCP-related allegation(s) through the district's UCP.

The Superintendent or designee shall provide training to district staff to ensure awareness and knowledge of current law and requirements related to UCP, including the steps and timelines specified in this policy and the accompanying administrative regulation.

The Superintendent or designee shall maintain a record of each complaint and subsequent related actions, including steps taken during the investigation and all information required for compliance with 5 CCR 4631 and 4633.

Non-UCP Complaints

The following complaints shall not be subject to the district's UCP but shall be investigated and resolved by the specified agency or through an alternative process:

1. Any complaint alleging child abuse or neglect shall be referred to the County Department of Social Services Protective Services Division or the appropriate law enforcement agency. (5 CCR 4611)
2. Any complaint alleging health and safety violations by a child development program shall, for licensed facilities, be referred to Department of Social Services. (5 CCR 4611)
3. Any complaint alleging that a student, while in an education program or activity in which the district exercises substantial control over the context and respondent, was subjected to sexual harassment as defined in 34 CFR 106.30 shall be addressed through the federal Title IX complaint procedures adopted pursuant to 34 CFR 106.44-106.45, as specified in AR 5145.71 – Title IX Sexual Harassment Complaint Procedures.
4. Any complaint alleging employment discrimination or harassment shall be investigated and resolved by the district in accordance with the procedures specified in AR 4030 –

P
R
O
P
O
S
E
D

Community Relations

UNIFORM COMPLAINT PROCEDURES

Nondiscrimination in Employment, including the right to file the complaint with the California Department of Fair Employment and Housing.

5. Any complaint alleging a violation of a state or federal law or regulation related to special education, a settlement agreement related to the provision of a free appropriate public education (FAPE), failure or refusal to implement a due process hearing order to which the district is subject, or a physical safety concern that interferes with the district's provision of FAPE shall be submitted to the California Department of Education (CDE) in accordance with AR 6159.1 - Procedural Safeguards and Complaints for Special Education. (5 CCR 3200-3205)
6. Any complaint alleging noncompliance of the district's food service program with laws regarding meal counting and claiming, reimbursable meals, eligibility of children or adults, or use of cafeteria funds and allowable expenses shall be filed with or referred to CDE in accordance with BP 3555 - Nutrition Program Compliance. (5 CCR 15580-15584)
7. Any allegation of discrimination based on race, color, national origin, sex, age, or disability in the district's food service program shall be filed with or referred to the U.S. Department of Agriculture in accordance with BP 3555 - Nutrition Program Compliance. (5 CCR 15582)
8. Any complaint related to sufficiency of textbooks or instructional materials, emergency or urgent facilities conditions that pose a threat to the health or safety of students or staff, or teacher vacancies and misassignments shall be investigated and resolved in accordance with AR 1312.4 – Williams Uniform Complaint Procedures. (Education Code 35186)

Policy

Adopted: 03/03

Revised: 09/03, 04/07, 08/07, 04/11, 09/12, 08/13, 01/15, 09/15, 06/16, 11/16, 09/17, 06/18, 02/19, 06/19, 11/20, 04/21, pending 2nd reading 03/22

HUENEME ELEMENTARY SCHOOL DISTRICT

Port Hueneme, California

Students**BEFORE/AFTER SCHOOL PROGRAMS**

The Governing Board desires to provide before-school and/or after-school enrichment programs that support the regular education program in a supervised environment. In order to increase academic achievement of participating students, the content of such programs shall be coordinated with the district's vision and goals for student learning, local control and accountability plan, curriculum, and academic standards.

The district's program shall be planned through a collaborative process that includes parents/guardians, students, and representatives of participating schools, governmental agencies including city and county parks and recreation departments, local law enforcement, community organizations, and, if appropriate, the private sector. (Education Code 8422, 8482.5, 46120)

To the extent feasible, the district shall give priority to establishing before-school and/or after-school programs in low-performing schools and/or programs that serve low-income and other at-risk students.

Any After School Education and Safety Program (ASES), 21st Century Community Learning Center Program (21st CCLC), 21st Century High School After School Safety and Enrichment for Teens Program (ASSETs), or other program to be established pursuant to Education Code 8421, 8482.3 or 8484.75 shall be approved by the Board and the principal of each participating school. The Superintendent or designee shall ensure that all staff who directly supervise students in the district's before-school and/or after-school program possess appropriate knowledge and experience. As needed, staff and volunteers shall receive ongoing training related to their job responsibilities.

Each program shall include academic and enrichment elements in accordance with law and administrative regulation. In addition, each program may include support services that reinforce the educational component and promote student health and well-being

No fee shall be charged for participation in the program.

Eligible students who are 11 or 12 years of age shall be placed in an after-school program, if and when available, rather than subsidized child care and development services. During the time that the after-school program does not operate, such students may be provided the option of enrolling in child care and development services in accordance with the enrollment priorities established in AR 5148 – Child Care and Development. (Welfare and Institutions Code 10273)

The Board and the Superintendent or designee shall monitor student participation rates and shall identify multiple measures that shall be used to evaluate program effectiveness. Such measures may include, but are not limited to, student outcome data; program self-assessments; feedback from staff, participating students, and parents/guardians; and observations of program activities.

Every three years, the Superintendent or designee shall review the after-school program plan, including, but not limited to, program goals, program content, and outcome measures.

Students

BEFORE/AFTER SCHOOL PROGRAMS

Documentation of the program plan shall be maintained for a minimum of five years.

P
R
O
P
O
S
E
D

Instruction**COURSES OF STUDY**

The Governing Board recognizes that a well-aligned sequence of courses fosters academic growth and provides for the best possible use of instructional time. The district's course of study shall provide students with opportunities to attain the skills, knowledge, and abilities they need to be successful academically, professionally, and personally.

The Superintendent or designee shall establish processes for ensuring the articulation of courses across grade levels within the district. As necessary, the Superintendent or designee shall work with representatives of appropriate area districts and postsecondary institutions to ensure articulation of courses with other institutions to which district students may matriculate. The sequence of courses shall be designed to ensure that each course provides adequate preparation for the next course in the sequence, only utilized prerequisites that are essential to success in a given program or course, avoids significant duplication of content, and allows for reinforcement and progression in the subject matter.

The district shall not provide any course separately or require or refuse participation by any student on the basis of the student's actual or perceived sex, sexual orientation, gender, gender expression, gender identity, ethnic group identification, immigration status, race, ancestry, national origin, religion, color, mental or physical disability, or any other characteristic listed in Education Code 200 and 220, Government Code 11135, or Penal Code 422.55, or the student's association with a person or group with one or more of such actual or perceived characteristics. (Education Code 200, 220; Government Code 11135; Penal Code 422.55; 5 CCR 4940)

Elementary Grades

The Board shall adopt a course of study for elementary grades that sufficiently prepares students for the secondary course of study.

Secondary Grades

The district shall offer all otherwise qualified students in grades 7-8 a course of study that prepares them, upon graduation from high school, to meet the requirements and prerequisites for admission to California public colleges and universities and to attain entry-level employment skills in business or industry. The district's course of study may provide for a rigorous academic curriculum that integrates academic and career skills, includes applied learning across all disciplines, and prepares all students for high school graduation and career entry. (Education Code 51228)

P
R
O
P
O
S
E
D

Bylaws of the Board

MEETINGS AND NOTICES

Board Bylaws

Meetings of the Governing Board are conducted for the purpose of accomplishing district business. In accordance with state open meeting laws (Brown Act), the Board shall hold its meetings in public and shall conduct closed sessions during such meetings only as authorized by law. To encourage community involvement in the schools, Board meetings shall provide opportunities for questions and comments by members of the public. All meetings shall be conducted in accordance with law and the Board's bylaws, policies, and administrative regulations.

A Board meeting exists whenever a majority of Board members gather at the same time and location, including teleconference location as permitted by Government Code 54953, to hear, discuss, deliberate, or take action upon any item within the subject matter jurisdiction of the Board or district. (Government Code 54952.2)

A majority of the Board shall not, outside of an authorized meeting, use a series of communications of any kind, directly or through intermediaries, including social media and other electronic communications, to discuss, deliberate, or take action on any item that is within the subject matter jurisdiction of the Board. (Government Code 54952.2)

However, an employee or district official may engage in separate conversations with Board members in order to answer questions or provide information regarding an item within the subject matter jurisdiction of the Board, as long as that employee or district official does not communicate the comments or position of any Board members to other Board members. (Government Code 54952.2)

In order to help ensure participation of individuals with disabilities at Board meetings, the Superintendent or designee shall provide appropriate disability-related accommodations or modifications upon request in accordance with the Americans with Disabilities Act. (Government Code 54953.2, 54954.1, 54954.2)

Regular Meetings

The Board shall hold one regular meeting(s) each month from August through May. Regular meetings shall be held at 6:00 p.m. on the fourth Monday of each month at Port Hueneme City Hall. Two meetings are scheduled in June, on the second and fourth Monday of the month. Exceptions in other months might occur if the fourth Monday is a holiday celebrated by the District.

A standard exemption to this rule occurs in three months every year. The March, September, and December meetings are scheduled on dates that ensure the District will complete tasks with specific due dates per federal and state law. In these months, meetings are generally held on the Monday that occurs prior to the required due dates. If, for any reason, a meeting on a Monday is

P
R
O
P
O
S
E
D

Bylaws of the Board

MEETINGS AND NOTICES

not possible, the meeting will be scheduled on any other weekday, at the Board's option, that would still meet the legal timing requirements.

At least 72 hours prior to a regular meeting, the agenda shall be posted at one or more locations freely accessible to members of the public and on the district's web site. (Government Code 54954.2)

Whenever agenda materials relating to an open session of a regular meeting are distributed to the Board less than 72 hours before the meeting, the Superintendent or designee shall make the materials available for public inspection at a public office or location designated for that purpose at the time the materials are distributed to all or a majority of the Board. (Government Code 54957.5)

Special Meetings

Special meetings of the Board may be called at any time by the presiding officer or a majority of the Board members. However, a special meeting shall not be called regarding the salary, salary schedule, or other compensation of the Superintendent, Assistant Superintendent, or other management employee as described in Government Code 3511.1. (Government Code 54956)

Written notice of special meetings shall be delivered personally or by any other means to all Board members and the local media who have requested such notice in writing. The notice also shall be posted on the district's web site. The notice shall be received at least 24 hours before the time of the meeting. The notice shall also be posted at least 24 hours before the meeting in a location freely accessible to the public. The notice shall specify the time and place of the meeting and the business to be transacted or discussed. No other business shall be considered at this meeting. (Education Code 35144; Government Code 54956)

Any Board member may waive the 24-hour written notice requirement prior to the time of the meeting by filing a written waiver of notice with the clerk or secretary of the Board or by being present at the meeting at the time it convenes. (Government Code 54956)

Every notice of a special meeting shall provide an opportunity for members of the public to directly address the Board concerning any item that has been described in the meeting notice, before or during the item's consideration. (Government Code 54954.3)

Emergency Meetings

In the case of an emergency situation for which prompt action is necessary due to the disruption or threatened disruption of public facilities, the Board may hold an emergency meeting without complying with the 24-hour notice and/or 24-hour posting requirement for special meetings pursuant to Government Code 54956. The Board shall comply with all other requirements for special meetings during an emergency meeting. (Government Code 54956.5)

P
R
O
P
O
S
E
D

Bylaws of the Board

MEETINGS AND NOTICES

An emergency situation means either of the following: (Government Code 54956.5)

1. An emergency, which shall be defined as a work stoppage, crippling activity, or other activity that severely impairs public health and/or safety as determined by a majority of the members of the Board
2. A dire emergency, which shall be defined as a crippling disaster, mass destruction, terrorist act, or threatened terrorist activity that poses peril so immediate and significant that requiring the Board to provide one-hour notice before holding an emergency meeting may endanger the public health and/or safety as determined by a majority of the members of the Board

Except in the case of a dire emergency, the Board president or designee shall give notice of the emergency meeting by telephone at least one hour before the meeting to the local media that have requested notice of special meetings. All telephone numbers provided by the media in the most recent request for notification must be exhausted. If telephone services are not functioning, the notice requirement of one hour is waived and, as soon after the meeting as possible, the Board shall notify those media representatives of the meeting and shall describe the purpose of the meeting and any action taken by the Board. In the case of a dire emergency, the Board president or designee shall give such notice at or near the time notification is given to the other members of the Board about the meeting. (Government Code 54956.5)

The minutes of the meeting, a list of persons the Board president or designee notified or attempted to notify, a copy of the roll call vote, and any actions taken at the meeting shall be posted for at least 10 days in a public place as soon after the meeting as possible. (Government Code 54956.5)

Adjourned/Continued Meetings

The Board may adjourn/continue any regular or special meeting to a later time and place that shall be specified in the order of adjournment. Less than a quorum of the Board may adjourn such a meeting. If no Board members are present, the secretary or the clerk may declare the meeting adjourned to a later time and shall give notice in the same manner required for special meetings. (Government Code 54955)

Within 24 hours after the time of adjournment, a copy of the order or notice of adjournment/continuance shall be conspicuously posted on or near the door of the place where the meeting was held. (Government Code 54955)

Study Sessions, Retreats, Public Forums, and Discussion Meetings

The Board may occasionally convene a study session or public forum to study an issue in more detail or to receive information from staff or feedback from members of the public.

P
R
O
P
O
S
E
D

Bylaws of the Board

MEETINGS AND NOTICES

The Board may also convene a retreat or discussion meeting to discuss Board roles and relationships.

Public notice shall be given in accordance with law when a quorum of the Board is attending a study session, retreat, public forum, or discussion meeting. All such meetings shall comply with the Brown Act and shall be held in open session and within district boundaries. Action items shall not be included on the agenda for these meetings.

Other Gatherings

Attendance by a majority of Board members at any of the following events is not subject to the Brown Act provided that a majority of the Board members do not discuss specific district business among themselves other than as part of the scheduled program: (Government Code 54952.2)

1. A conference or similar public gathering open to the public that involves a discussion of issues of general interest to the public or to school board members
2. An open, publicized meeting organized by a person or organization other than the district to address a topic of local community concern
3. An open and noticed meeting of another body of the district
4. An open and noticed meeting of a legislative body of another local agency
5. A purely social or ceremonial occasion
6. An open and noticed meeting of a standing committee of the Board, provided that the Board members who are not members of the standing committee attend only as observers

Individual contacts or conversations between a Board member and any other person are not subject to the Brown Act. (Government Code 54952.2)

Location of Meetings

Meetings shall not be held in a facility that prohibits the admittance of any person on the basis of ancestry or any characteristic listed in Government Code 11135. In addition, meetings shall not be held in a facility which is inaccessible to individuals with disabilities or where members of the public must make a payment or purchase in order to be admitted. (Government Code 54961)

Meetings shall be held within district boundaries, except to do any of the following: (Government Code 54954)

1. Comply with state or federal law or court order or attend a judicial or administrative

P
R
O
P
O
S
E
D

Bylaws of the Board

MEETINGS AND NOTICES

proceeding to which the district is a party

2. Inspect real or personal property which cannot conveniently be brought into the district, provided that the topic of the meeting is limited to items directly related to the property
3. Participate in meetings or discussions of multiagency significance, provided these meetings are held within one of the other agencies' boundaries, with all participating agencies giving the notice required by law
4. Meet in the closest meeting facility if the district has no meeting facility within its boundaries or if its principal office is located outside the district
5. Meet with elected or appointed state or federal officials when a local meeting would be impractical, solely to discuss legislative or regulatory issues affecting the district over which the state or federal officials have jurisdiction
6. Meet in or near a facility owned by the district but located outside the district, provided the meeting agenda is limited to items directly related to that facility
7. Visit the office of the district's legal counsel for a closed session on pending litigation, when doing so would reduce legal fees or costs
8. Attend conferences on nonadversarial collective bargaining techniques
9. Interview residents of another district regarding the Board's potential employment of an applicant for Superintendent of the district
10. Interview a potential employee from another district

Meetings exempted from the boundary requirements, as specified in items #1-10 above, shall still be subject to the notice and open meeting requirements for regular and special meetings when a quorum of the Board attends the meeting.

If a fire, flood, earthquake, or other emergency renders the regular meeting place unsafe, meetings shall be held for the duration of the emergency at a place designated by the Board president or designee, who shall so inform all news media who have requested notice of special meetings by the most rapid available means of communication. (Government Code 54954)

Teleconferencing

A teleconference is a meeting of the Board in which Board members are in different locations, connected by electronic means through audio and/or video. (Government Code 54953)

P
R
O
P
O
S
E
D

Bylaws of the Board

MEETINGS AND NOTICES

The Board may use teleconferences for all purposes in connection with any meeting within the Board's subject matter jurisdiction. All votes taken during a teleconference meeting shall be by roll call. (Government Code 54953)

During the teleconference, at least a quorum of the members of the Board shall participate from locations within district boundaries. (Government Code 54953)

Agendas shall be posted at all teleconference locations and shall list all teleconference locations whenever they are posted elsewhere. Additional teleconference locations may be provided to the public. (Government Code 54953)

All teleconference locations shall be accessible to the public. All teleconferenced meetings shall be conducted in a manner that protects the statutory and constitutional rights of the parties or the public appearing before the Board, including the right of the public to address the Board directly at each teleconference location. (Government Code 54953)

Teleconferencing During a Proclaimed State of Emergency

The Board may conduct Board meetings by teleconference without posting agendas at all teleconference locations, identifying teleconference locations in meeting notices and agendas, allowing public access to each teleconference location, providing an opportunity for members of the public to address the Board directly at each teleconference location, and ensuring that at least a quorum of the Board participate from locations within district boundaries, during a proclaimed state of emergency pursuant to Government Code 8625-8629 in any of the following circumstances: (Government Code 54953)

1. State or local officials have imposed or recommended measures to promote social distancing
2. For the purpose of determining, by majority vote, whether as the result of the emergency meeting in person would present imminent risks to the health or safety of attendees
3. When it has been determined, by majority vote as described in Item #2 above, that as a result of the emergency meeting in person would present imminent risks to the health or safety of attendees

To conduct a teleconference meeting for these purposes the following requirements shall be satisfied: (Government Code 54953)

1. The notice and agenda shall be given and posted as otherwise required by the Brown Act
2. The notice and agenda of the meeting shall specify the means by which members of the public may access the meeting and offer public comments, including via a call-in or internet-based

P
R
O
P
O
S
E
D

Bylaws of the Board

MEETINGS AND NOTICES

service option

Members of the public may be required to register to log in to a meeting when making public comments through an internet web site or other online platform that is operated by a third-party and not under the control of the Board.

3. Members of the public shall be allowed to access the meeting, and the agenda shall provide an opportunity for members of the public to address the Board directly pursuant to Government Code 54954.3

4. Members of the public shall not be required to submit public comments in advance of a Board meeting and shall be provided an opportunity to address the Board and offer comments in real time

5. Public comment periods shall not be closed until the timed public comment period, if such is offered by the Board, has elapsed or, if not timed, until a reasonable amount of time per agenda item has been allowed

6. If during a Board meeting a disruption occurs which prevents the district from broadcasting the meeting to members of the public or for members of the public to offer public comments, the Board shall take no further action on any agenda item until public access via the call-in or internet-based service option to the meeting is restored

The district may, in its discretion, provide a physical location from which the public may attend or comment. (Government Code 54953)

The Board may continue to conduct meetings by teleconference, as specified above for teleconferencing during proclaimed states of emergency, by a majority vote finding within 30 days after teleconferencing for the first time, and every 30 days thereafter, that either: (Government Code 54953)

1. The state of emergency continues to directly impact the ability of the Board to meet safely in person

2. State or local officials continue to impose or recommend measures to promote social distancing

P
R
O
P
O
S
E
D