

# SmartZone

Scalable Network Controllers for Converged  
Wired-Wireless Management



## DATA SHEET

### BENEFITS

#### CONSOLIDATED WIRED-WIRELESS MANAGEMENT

A single wired and wireless network management user interface for deploying, monitoring and troubleshooting access points and switches.

#### AUTOMATED DISCOVERY AND PROVISIONING

L3 and L2 auto-discovery and auto-provisioning of APs and switches eliminates the guesswork, reduces manual administration, and cut down deployment time.

#### UNMATCHED SCALE

A SmartZone network controller can manage 10K APs, 150K clients and up to 20 Gbps of throughput, while 3+1 active clustering increases capacity to 30K APs, 450K clients and up to 60 Gbps of aggregate throughput depending on model.

#### VIRTUALIZE THE NETWORK

Virtual SmartZone makes possible an all-virtual data center deployment on commodity hardware minimizing capital expenses and maximizing server reuse and flexibility.

#### ULTRA-HIGH RESILIENCY

SmartZone protects from catastrophic failures with intra-cluster, and inter-cluster failover. Geo-redundancy with active/active clusters deliver higher availability versus traditional hot-standby.

#### CUSTOMIZABLE TENANT DASHBOARDS

Comprehensive, well documented APIs enable 3rd-party applications and scripts to invoke provisioning, configuration and real-time monitoring of access points and switches. Build customized dashboards for tenant administrators.

#### EXPEDITE TROUBLESHOOTING

Visual Connection Diagnostics speeds and simplifies troubleshooting and wireless client problem resolution while unique "super-KPIs" enable IT to more quickly detect and react to potential user experience degradation.

#### EASE CONTENT MANAGEMENT

Easily create and enforce content policies to protect wireless users from accessing inappropriate websites using optionally licensed URL Filtering.

#### HOST COMPLEX MANAGED SERVICES

Multi-tenancy, domain segmentation and containerization enable secure delivery of managed networking services with complex, multi-tiered service levels.

#### ADDITIONAL ADVANCED FEATURES

SmartZone also supports rogue AP detection and mitigation, adaptive band balancing, load balancing, airtime fairness, hotspot and guest services, capacity-based admission control, and more.

### NETWORK CONTROLLER

Digital lifestyles sustained through mobile devices and applications, allow everyone to be more connected and productive, but concurrently intensify demands on operators, service providers and enterprises to improve network performance.

Ruckus SmartZone network controllers simplify the complexity of scaling and managing wired switches, and wireless access points through a common interface to support private-cloud network-as-a-service (NaaS) offerings in addition to general enterprise networks. All physical and virtual SmartZone appliances support network configuration, monitoring, provisioning, discovery, planning, troubleshooting, performance management, security and reporting. SmartZone's single, user-friendly web interface handles network visibility from the wireless edge to the network core and enabled IT administrators to perform day to day management tasks, troubleshoot user connectivity problems and define and monitor user and application policies without requiring advanced network skills and CLI expertise.

### MULTI-SERVICE AND MOBILE NETWORK OPERATORS

Operator deployments are among the most complex in the world, with some operators simultaneously delivering public access Wi-Fi, and Wi-Fi as a managed service to their enterprise and small business customers. The SmartZone 300 (SZ300) and Virtual SmartZone - High Scale (vSZ-H) version allows operators to flexibly deploy switches and access points to address these scenarios while working within the unique constraints of the operator's public and private networks.

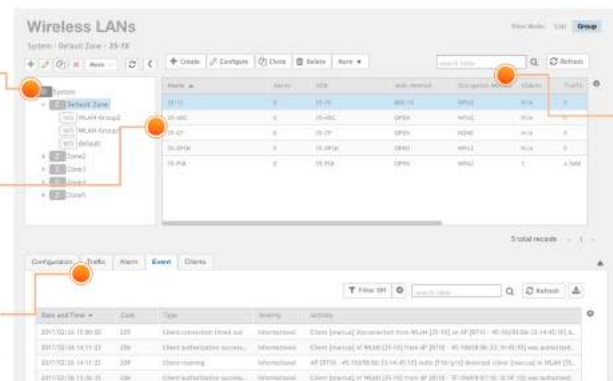
### SERVICE PROVIDERS

Internet service providers are delivering Wi-Fi-as-a-Service (WaaS) and Network-as-a-Service (NaaS) to create new revenue streams while simultaneously simplifying their customer's need to manage an increasingly complex network component. The tiered multi-tenancy within SZ300 and vSZ-H enables service providers to implement multi-tier business and operational models across geographic and commercial boundaries.

Manage the network hierarchy for segmentation.

Quickly change scope and easily manage profiles.

Monitor and configuration workflows are fully integrated.

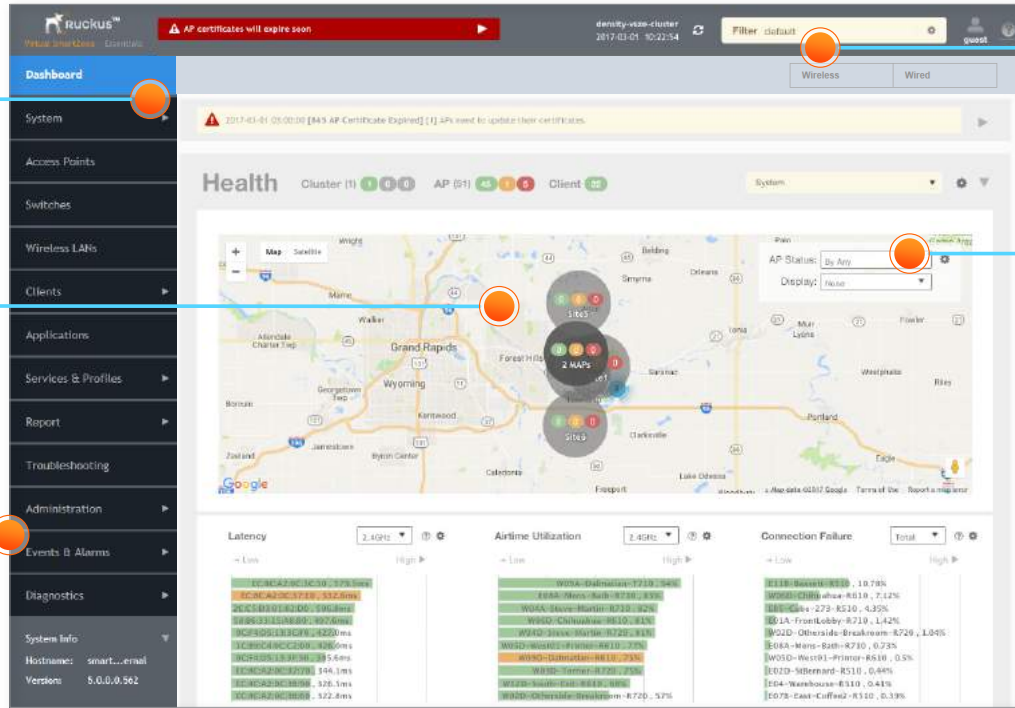


Simplified and enhanced search functionality.

Completely redesigned dashboard experience.

Google maps integration and indoor floorplans

New menu structure with simplified navigation.



Global filter preserves admin context throughout menus and pages.

Fresh layout, user interaction, and styling throughout.

## ENTERPRISES

The need for employees and customers to have the best user experience is driving organizations in every vertical to adopt the best possible network infrastructure. SmartZone 100 (SZ100) and Virtual SmartZone - Essentials (vSZ-E) allows all enterprises to deploy an affordable and highly resilient wired and wireless network to support Bring Your Own Devices (BYOD), media-rich applications, and the IoT. Additionally, SmartZone provides information technology (IT) and operational technology (OT) departments with intuitive, visual tools to centrally manage end-user experience in distributed and remote offices. Its active/active redundancy architecture provides the budget flexibility that comes from having no idle capacity.

AUDIENCE	PHYSICAL	VIRTUAL
Mid to Large Enterprises	SmartZone 100 (SZ100)	Virtual SmartZone - Essentials (vSZ-E)
Operators and Service Providers	SmartZone 300 (SZ300)	Virtual SmartZone - High Scale (vSZ-H)

## OPERATIONS, ADMINISTRATION AND MANAGEMENT

### Multi-tier Tenancy

The administrative hierarchy provides multi-tier tenancy management flexibility for service providers, allowing administrators to create and reuse configuration profiles within domains and zones. Role-based access control (RBAC)

with pre-grouped administration permissions makes common roles easier to set up. Define read-only or modify permissions that apply across zones, and easily add new administrator profiles and set permissions that apply across tenants.

Only: SZ300, vSZ-H

### Partner Domain Layer

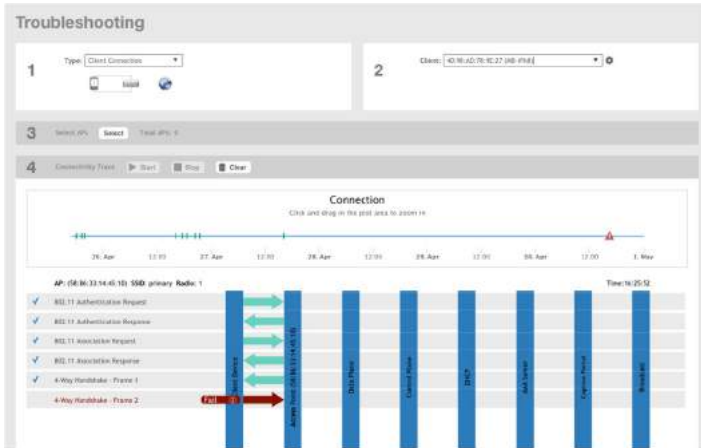
The Partner Domain Layer enables operators to separate tenants with their own unique set of configurations, profiles, and system objects that are not shared with other tenants. This creates a wall between tenants to ensure privacy and alleviate operational headaches associated with tenant management.

Only: SZ300, vSZ-H

### Administrative Dashboard

The Dashboard is a customizable and contextually rich interface that reduces the time required to support large-scale networks. Consistent menus and consolidated and streamlined navigation shortens time to perform routine tasks such as AP configuration or monitoring and switch monitoring<sup>1</sup> actions. Configurable visual filter settings for the Dashboard personalize visual network alerts and statistics; settings are preserved throughout subpages. View maps, health and traffic analysis, spectrum analysis, and more. The enhanced Connection Failure View for wireless connections lets administrators check system-wide connection failure trends and identify connection anomalies caused by systematic problems.

<sup>1</sup> Switch configuration actions to be available in a future SmartZone release



### Visual Connection Diagnostics

Visual Connection Diagnostics for wireless clients speeds and simplifies troubleshooting and client problem resolution. This troubleshooting tool allows an administrator to focus on a specific client device and its connection status. An intuitive interface tracks the step-by-step progress of the client's connection through 802.11 stages, RADIUS, EAP authentication, captive portal redirects, encryption key setup, DHCP, and roaming. Administrators can identify information in each step, like EAP type or IP address assigned and then pinpoint where in the process a failure occurs. This enhanced visibility helps determine the likely cause of client problems and, based on the failure stage, gives useful guidance for remediation. Visual Connection Diagnostics supports open, PSK, 802.1X, and WISPr networks.

### Network Management APIs

A large library of well documented REST-APIs enable 3rd party applications to invoke just about any configuration change presented within the SmartZone OS graphical user interface (GUI) or command line interface (CLI). This allows IT managers of 3rd party applications to access SmartZone OS functions from within their own management systems and issue direct commands without creating error-prone custom scripts. Ruckus itself makes use of this capability within its own products.

A full set of near real-time MQTT/protocol buffer data streams enable 3rd party applications to ingest all network data, statistics and alarms (from: client, AP, switch, WLAN, controller, cluster) with little delay, no fidelity loss and no need to create a firewall pinhole. These data streams enable the recreation of SmartZone dashboard elements or custom dashboards for internal and external consumption. Ruckus itself makes use of this capability to enable its own network analytics and reporting software.

Each SmartZone network controller supports access to a complete set of network machine-level metrics enabling it to plug directly into existing automated backend systems and to provide a 'headless' interface for the network infrastructure.

### Multi-Zone Control

Multi-Zone is used to segment the WLAN into independent organizational units. IT can create policies that group AAA, DPSKs, Hotspot portals, Bonjour policies, and WebAuth portals and assign them to one or multiple zones. Different zones can operate using different firmware versions or different country codes. Administrators can also upgrade AP/Switch zones independently from the controller software and manage APs with firmware up to two releases old. IT can update firmware one zone at a time or within a dedicated test zone before upgrading the entire network. Administrators can also group switches together into Switch Groups to software upgrade an entire group or monitor the group as a whole and identify top talker ports across the group for example.

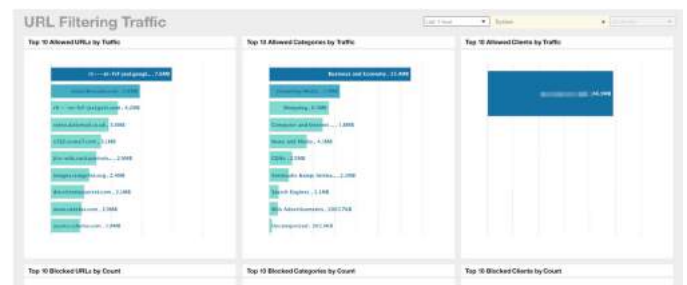
### Multi-Language Support

10 languages are supported for end-user facing portals and for network administrators to ease support across the world. Language support is included for: Spanish, Brazilian Portuguese, French, German, Italian, Russian, Simplified Chinese, Traditional Chinese, Korean and Japanese.

### Lawful Intercept

All SmartZone WLAN controllers support lawful intercept of encrypted traffic to maintain CALEA compliance on public or government-owned networks. Enable the mirroring of client traffic to a LIG (Lawful Intercept Gateway) over L2oGRE (Soft-GRE).

## SECURITY AND POLICY



### URL Filtering

URL Filtering for wireless clients allows businesses to create and enforce content policies that protect users from inappropriate and harmful websites while maintaining access to allowed URLs. Policies are granularly applied at a wireless LAN or user group level with override whitelist/blacklist options. Rich dashboards provide real-time visibility into millions of URLs, classified into 83+ categories, being allowed or denied. Additionally, URL Filtering supports Safe Search for Google, YouTube, and Bing.

### Automated Enhanced Client Security / DPSK

Ruckus patented Dynamic PSKTM (DPSK) enhances client security by automating randomized passphrase keys for use with each device. SmartZone supports up to 100,000 DPSKs, with up to 10,000 per zone. Group DPSK, user-specified passphrase and number-only DPSK further enhance client security in all settings.

Group DPSK allows IT to create a DPSK that can be shared by multiple different devices, with up to sixty-four Group DPSKs in a zone. Administrators can also specify a number-only DPSK, which makes guest or other "easy entry" scenarios more user-friendly.

	Total DPSKs	DPSKs Per Zone
SZ100, vSZ-E	20,000	10,000
SZ300, vSZ-H	100,000	10,000

### WIDS / WIPS / Rogue AP Detection

SmartZone includes Wireless Intrusion Detection and Prevention System (WIDS/WIPS) functionality, enabling rogue AP detection. Rogue access points exhibiting malicious behavior such as spoofing the SSID or BSSID of a connected Ruckus AP are prevented from connecting clients to the network.

APs can be categorized as Ignore, Known, Rogue, and Malicious to minimize disruption towards allowed APs or lab equipment, and thus prevent the network from acting against these discovered APs. Classification rules enable rogue AP detection by SSID match, MAC OUI, and RSSI threshold.

### Role-Based Policy Management

Granular role-based policies for wireless clients enable the creation of policy groups segmented by user role, domain, location, OS type, certificate status, VLAN and many more factors. Roles are assigned during the authentication phase of new user onboarding, then VLAN, OS, and L3-7 policies are assigned as desired. Policy enforcement actions include allow, deny, and rate-limit based on VLAN or VLAN pool and L3/L4 Access Control Lists (ACLs).

### Hotspot 2.0 / Passpoint

Hotspot 2.0 enables 802.1x/EAP mobile devices to automatically discover, select and authenticate to APs for which a roaming arrangement exists. Hotspot 2.0 is automatic and requires no user intervention after proper device provisioning. Self-service provisioning can be accomplished by the Ruckus Cloudpath security and policy management platform.

### Isolation Whitelist

Administrators can manually configure a whitelist entry for a wireless device, either to add non-gateway devices such as printers or to allow additional gateway MAC addresses that may be required for load balancing or other functions. The isolation whitelist can be auto-only, manual-only, or auto and manual.

### mDNS / Bonjour Management

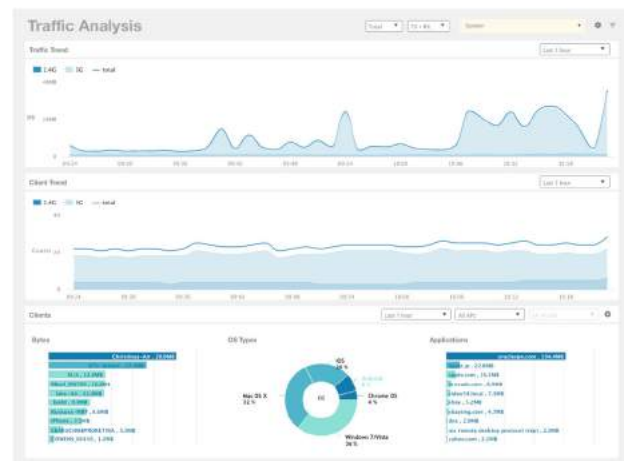
mDNS broadcast storms are minimized using mDNS / Bonjour Management which detects Bonjour services (such as AirPlay, Apple TV and other Apple network services) and other custom mDNS-based services such as Chromecast across VLANs and subnets for both wired and wireless networks. SmartZone is preconfigured with common Bonjour service types, making Bonjour service detection automatic.

Bonjour Fencing allows administrators to control the physical area that Bonjour-based services are discoverable. This is accomplished by mapping to nearby APs devices that are advertising Bonjour services and allowing only that AP or its neighbors to advertise the Bonjour record. This prevents users/devices from discovering Bonjour services that are not nearby and thus not relevant to their search.

### Two-Factor Authentication

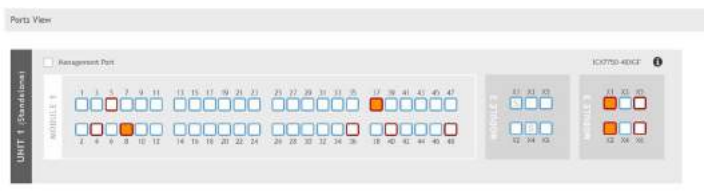
SmartZone operational security is enhanced with two-factor authentication, requiring administrators or a group of administrators to provide both username/password authentication as well as SMS authentication before login.

## NETWORK INTELLIGENCE



### Traffic Analysis

Traffic analysis displays domain, zone, AP/Switch group, WLAN, and AP traffic and client trends over time. Quickly find the most heavily loaded AP/Switches/Ports or top network users and devices. View client OS types and application consumption for wireless clients. Filter statistics by band (2.4 GHz, 5 GHz, or both) and traffic direction (uplink, downlink, or both), and monitor client load over time.



### Indoor and Outdoor Maps

With Maps, centrally view all sites at the same time with Google Maps integration and display sites, floorplans and APs on the map. Simplify routine checkups of AP health on a site-by-site basis with one click. Inspect the status of APs across floorplans to find online, flagged, and offline APs. View health and traffic data for each AP to evaluate site performance. Administrators can choose an AP to view details like health status, IP address or other operational metrics. APs are color-coded by status, and administrators can overlay operational data—like operating channel, traffic, client count, airtime utilization—for each AP on the map.

### Layer 7 Application Visibility and Control

Robust Layer 7 application recognition and control for wireless clients pinpoints top applications and top users, among other metrics. SmartZone allows rate limiting, blocking and QoS actions by application to support organizational network usage policies. The application signature database is updated independently of SmartZone firmware upgrades, ensuring that administrators can always manage and control the latest applications.

### Super-KPIs

Unique “super-KPIs” enable IT to more quickly detect and react to potential Wi-Fi user experience degradation. SmartZone proactively monitors a core set of metrics that consistently correlate well with common problems, and presents a summary metric as a starting point for problem isolation. Using aggregate measurements that capture a broad range of problems associated to the Wi-Fi network simplifies troubleshooting by narrowing the scope and location of the problem. These holistic, historical, smart metrics include Latency, Airtime Utilization, and Connection Failure.



### RF Coverage Heatmap

The RF Coverage Heatmap tool visually presents approximated signal strength per AP that is overlaid on top of any imported floor-plan. This enables IT to quickly spot possible AP coverage gaps within the intended area.

### AP and Switch Health

AP health is a key indicator of user experience quality and with SmartZone this information is presented front-and-center. On the Dashboard, AP status is categorized based on health/performance thresholds defined by an administrator. On a map, APs are color-coded based on this status. SmartZone automatically identifies APs that cross performance thresholds and visually ranks the worst-performing APs. With this data and historical trend analysis, admins can easily compare individual APs with groups of APs to look for isolated trouble spots or identify broader patterns.

Switch health monitors switch CPU and memory trends, power supply/fan status and temperature readings, monitor key events and raise alarms based on predefined rules, monitor port status.

### Cluster Health

Monitor and flag cluster node status and keep critical cluster health alerts highlighted within the Dashboard through status symbols showing Green/ Yellow/Red for each cluster node. Displays historical line charts and allows threshold settings for Cluster Health, spanning CPU, RAM and disk utilization, port/interface usage, and packet rates.

### Client Health

Check on real-time client performance metrics, connectivity, and traffic. View client signal-to-noise ratio (SNR) and data rate, as well as historical traffic, to help troubleshoot connectivity problems.

### Topology Health

The Topology view contained within the Dashboard uses a system hierarchy tree to enable easy identification of Wi-Fi problems inside domains, zones, and AP groups. Visually identify with Green/ Yellow/ Red status indicators nodes in the tree with offline APs or APs with poor performance that have crossed admin-defined performance thresholds.

### Spectrum Analysis

On-demand real-time spectrum analysis make use of existing radios within the AP, removing the requirement to have dedicated APs for spectrum reporting. Visualize RF spectrum by real-time energy, real-time utilization, density, energy waterfall, and utilization waterfall. While an AP conducts a spectrum scan, clients are offloaded to nearby APs to minimize connection disruptions. In the case of APs with three radios, the 3rd radio can provide spectrum analysis of both 2.4 and 5 GHz bands without impacting client connectivity. Spectrum Analysis is supported on 802.11n, 802.11ac Wave 1 and Wave 2 APs.

### Report Generation and Export

View rich statistics on subscribers (including client fingerprinting), APs, SSIDs, switches, backhaul (mesh), and the SmartZone cluster itself, with granularity as low as three minutes. Reports encompassing durations of hours to weeks can be generated for a variety of key performance indicators (KPIs) and exported in multiple formats. For operators seeking richer information, the Ruckus SmartCell Insight (SCI) network analytics tool provides for long-term data storage, data analytics and more complex reports.

## CONNECTIVITY

### SmartMesh Wireless Backhaul

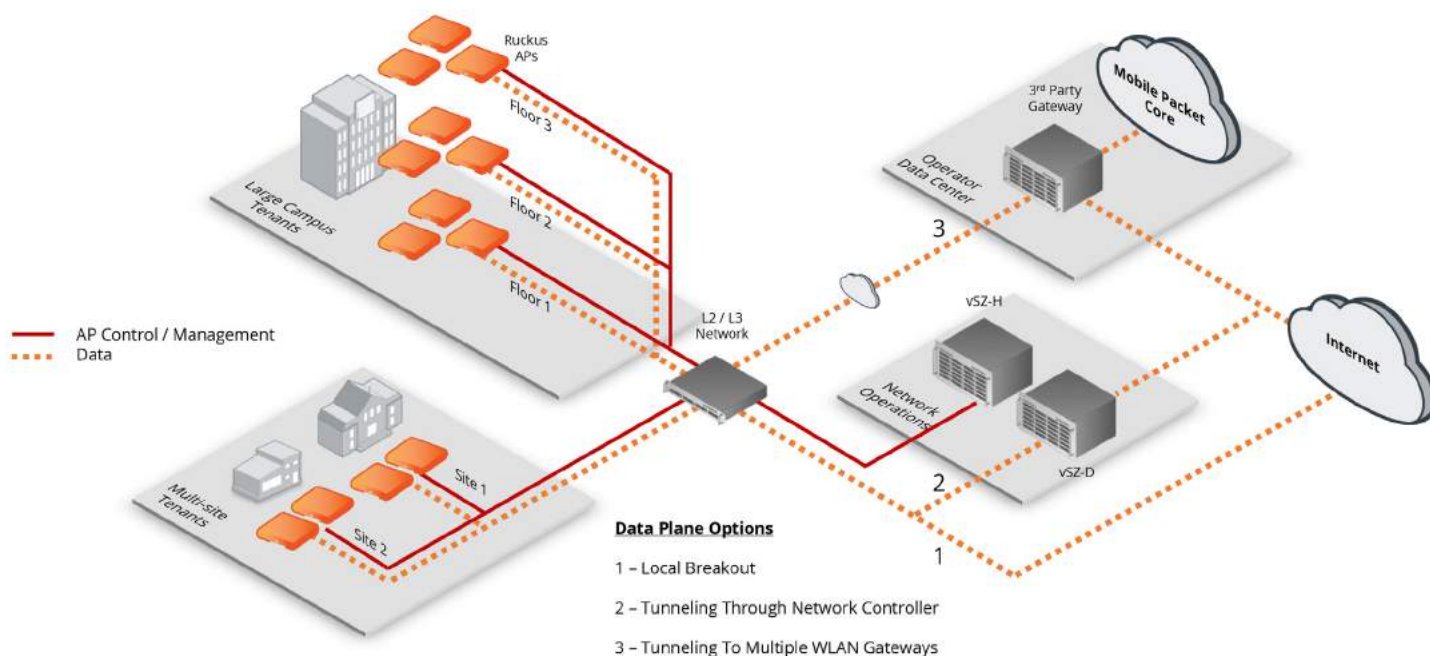
Ruckus SmartMesh and zero-touch mesh provisioning simplifies creating wireless backhaul redundancy through self-forming, self-healing mesh networks that is enabled with a single checkbox on the administrative interface without the need to pre-provision the AP. With Ruckus APs and BeamFlex+ technology, APs adapt to changing conditions to further ensure a solid mesh connection between APs, making use of the 5 GHz band to backhaul AP traffic to a point where wireline facilities are available. Mesh backhaul configurations dynamically reconfigured to reroute traffic over different paths as conditions change.

### Connectivity Optimizations

SmartZone managed APs discover neighboring APs over-the-air and build encrypted communication channels to share network load, operating channels, roaming and other relevant RF parameters. This enables smarter roaming and load balancing behavior and is supported on both IPv4 or IPv6 networks.

### Radio and Wi-Fi Optimization

- **BeamFlex+:** BeamFlex+ adaptive antenna technology increases every Ruckus AP's performance and range. Multiple antenna elements inside each AP manipulate RF patterns in real time to maximize, on a per packet basis, signal gain for each client, while accommodating changes in client device orientation. This technology mitigates radio interference, noise related performance issues, and improves application flows especially for mobile devices.
- **ChannelFly:** The ChannelFly dynamic channel management technology in all Ruckus APs improves wireless performance in highly congested environments by dynamically switching a client to a better channel when the one it's using starts to degrade. This capability allows APs to automatically select the optimum 2.4 and 5 GHz channels to maximize performance and minimize interference. ChannelFly also supports a channel-change cost metric that refines client channel migration using channel capacity prediction models and initial learning and settling time updates.
- **Capacity-Based Admission Control:** To help ensure existing clients' quality of service during periods of heavy load, Ruckus APs implement a capacity-based client access control algorithm that declines connection requests from new clients if already-connected clients are at risk of service quality degradation.
- **Adaptive RF Cell Sizing:** SmartZone improves performance in networks with under-deployed or over-deployed APs through by dynamically enlarging or reducing RF cell sizes which reduces channel interference from adjacent APs and increases overall average throughput per client.
- **Per-Packet Tx Power Adaptation:** Enables APs to transmit at the optimal MCS rates per client which reduces channel interference for adjacent APs thus increasing overall throughput per client.
- **Adaptive Traffic Load Balancing:** Real-time adaptive band balancing within AP radio bands help improve user and network performance as environmental factors change. Client-aware machine learning recalibrates device load on a per AP and 2.4 vs 5 GHz radio band basis.



## ARCHITECTURE

### Separate Control and Data Plane

The SmartZone platform addresses deployment and latency constraints with traditional WLAN architectures by implementing a customized Local MAC architecture which places all essential WLAN services including authentication and association requests within the Ruckus AP. This enables all SmartZone controllers to separate control and management traffic from data traffic while optimizing for both using SSH-based and GRE-based protocols, thus improving deployment flexibility and network latency.

A single SmartZone controller placed within a centralized data center can manage multiple remote sites without forcing all authentication requests or client data to tunnel through the SmartZone controller.

User traffic is bridged through the local L2/L3 network which improves latency between clients and services.

Branch office deployments and direct integration between APs and local IT infrastructure Active Directory, LDAP, RADIUS, DHCP, DNS, and Firewalls are also enabled.

Data encryption of payloads being transmitted over a public network connection, such as the Internet, are encrypted with SmartZone.

### Multi-Data Plane Support

Operators can route traffic simultaneously to multiple non-hosting managed service providers and enterprises from one access point to maximize infrastructure reuse and investment returns.

Each Ruckus AP can host multiple data plane routing topologies simultaneously with mix-use between a single RuckusGRE tunnel, up to three SoftGRE tunnels, and a local data breakout option.

### Active / Active Cluster Redundancy

Active/active network controller clusters deliver higher availability and resiliency than traditional N+1 standby architectures and ensures redundancy while balancing AP and switch loading between controllers with zero idle controller capacity.

### Geo-Redundant Clustering

SmartZone controllers support multiple layers of redundancy to ensure WLAN/LAN survivability in the event of catastrophic network failures. Multiple controller nodes within a cluster allow APs and switches to associate to any surviving controller in the event of a controller failure. If an entire cluster goes off-line within a data center, APs and switches can fail-over to a different cluster hosted in a different data center geographically to assure network survivability. Additionally, the many-to-one cluster architecture furthers high-availability

while reducing redundant cluster costs by allowing a single standby cluster to serve as a failover option for many distributed active clusters.

Only: SZ300, vSZ-H

### AP Survivability

SmartZone minimizes the impact of lost connectivity between the controller and the AP by placing essential WLAN services within the AP. WAN link outages or controller failures do not affect the normal operation of WLAN services. Native WISPr support on SmartZone managed APs allow the access point to continue authenticating clients even without a connection to the SmartZone.

### Switch Configuration Backup and Restore

SmartZone backs up every switch configuration file on an ongoing basis at configurable intervals. It has the ability to restore the last seven versions of a switch configuration. This provides the network administrator with the reassurance they can always go back to a known working configuration in the event the network does not behave as expected after a switch configuration change.

### Control Software and Firmware Upgrades

Administrators can granularly control AP and switch software and firmware upgrades either immediately or scheduled across a managed network with a single operation. APs and switches can be upgraded individually or in groups.

### Offload DHCP/NAT Services

DHCP/NAT services are provided by the AP or separately in large networks by the Ruckus Virtual SmartZone Data Plane (vSZ-D). By decoupling the management of APs which is done through SmartZone and the routing and management of WLAN traffic through the vSZ-D, operators can quickly replicate WLAN deployments across multiple sites while minimizing capital expenditures associated with separate routers and DHCP servers.

<b>DHCP</b>	Up to 100,000 IP address leases per vSZ-D (in increments of 1,000 IP address leases)
<b>NAT</b>	Up to 2 million sessions flows per vSZ-D (in increments of 100,000 session flows)



### PRODUCT INFORMATION

<b>Products</b>	<ul style="list-style-type: none"> <li>P01-S300-WW10: SmartZone 300 (SZ300)—redundant AC power, six (6) Fans, two (2) 10 Gbps data cards, and six (6) 1 GigE ports. No power cords included.</li> <li>P01-S300-WW00: SmartZone 300 (SZ300)—redundant DC power, six (6) Fans, two (2) 10 Gbps data cards, and six (6) 1 GigE ports. Includes two DC power cables.</li> <li>P01-S104-XX00: SmartZone 100 (SZ100)—four (4) 1 GigE ports</li> <li>P01-S124-XX00: SmartZone 100 (SZ100)—two (2) 10 GigE and four (4) 1 GigE ports</li> <li>L09-VSCG-WW00: Virtual SmartZone 3.0 or newer software virtual appliance, 1 instance, includes 1 AP license</li> </ul>
<b>Management Licenses</b>	<ul style="list-style-type: none"> <li>L09-0001-SG00: Access Point management license for SZ-100/vSZ 3.X, 1 Ruckus AP access point</li> <li>L09-0001-SGCX: Switch management license for SZ-100/SZ-300/vSZ 5.X, 1 Ruckus ICX switch</li> </ul>
<b>Accessories and Spares</b>	<ul style="list-style-type: none"> <li>902-S310-AC00: KIT, SPARE, AC Power Supply, SZ300 (use with 902-1174-xx00 power cord)</li> <li>902-S301-DC00: KIT, SPARE, DC Power Supply, SZ300</li> <li>902-S320-0000: KIT, SPARE, FAN ASSY, SZ300 (6 fans)</li> <li>902-S330-0000: KIT, SPARES, Slide Rail Rack Mount Kit, SmartZone 300</li> <li>902-S340-0000: KIT, SPARE, Console Cable, (RJ45 to USB), SZ300</li> <li>902-S350-0000: KIT, SPARE (FRU), Hard Disk Drive, SZ300</li> <li>902-S351-0000: KIT, SPARE (FRU), Solid State Disk 64GB, SZ300</li> <li>902-0190-0001: KIT, SPARES, Ethernet 1G/10G SFP+ SR Transceiver Module</li> <li>902-0190-0000: 10GBASE-SR SFP+ Optical transceiver module</li> <li>L09-0001-RXGW: Soft GRE tunnel license from AP to 3rd party concentrator</li> <li>L09-0001-SGHA: Per AP management license for High Availability. Supported products (Standby mode only): SZ-300, vSZ-H. For each AP on Standby Cluster only</li> </ul>
<b>URL Filtering</b>	<ul style="list-style-type: none"> <li>S01-URL1-1LSZ: SmartZone URL Filtering 1 year subscription for 1 AP</li> <li>S01-URL1-3LSZ: SmartZone URL Filtering 3 year subscription for 1 AP</li> <li>S01-URL1-5LSZ: SmartZone URL Filtering 5 year subscription for 1 AP</li> <li>S21-URL1-1LSZ: SmartZone URL Filtering 1 year subscription renewal for 1 AP</li> <li>S21-URL1-3LSZ: SmartZone URL Filtering 3 year subscription renewal for 1 AP</li> <li>S21-URL1-5LSZ: SmartZone URL Filtering 5 year subscription renewal for 1 AP</li> </ul>

PLEASE NOTE: When ordering the AC power cord, you must specify the destination region by indicating -US, -EU, -CN, -IN, -JP, -KR, -SA, -UK or -UN instead of -XX.

### CAPACITY

	SZ300 / VSZ-H	SZ100 / VSZ-E
<b>Managed APs</b>	<ul style="list-style-type: none"> <li>Up to 10,000 per controller</li> <li>Up to 30,000 per cluster</li> </ul>	<ul style="list-style-type: none"> <li>Up to 1,024 per controller</li> <li>Up to 3,000 per cluster</li> </ul>
<b>Managed Switches</b>	<ul style="list-style-type: none"> <li>Up to 500 per controller</li> <li>Up to 1,500 per cluster</li> </ul>	<ul style="list-style-type: none"> <li>Up to 50 per controller</li> <li>Up to 150 per cluster</li> </ul>
<b>WLANs (BSSIDs)</b>	<ul style="list-style-type: none"> <li>Up to 6,144</li> </ul>	<ul style="list-style-type: none"> <li>Up to 2,048</li> </ul>
<b>Concurrent Devices</b>	<ul style="list-style-type: none"> <li>Up to 100,000 per vSZ-H</li> <li>Up to 300,000 per vSZ-H cluster</li> <li>Up to 150,000 per SZ300</li> <li>Up to 450,000 per SZ300 cluster</li> </ul>	<ul style="list-style-type: none"> <li>Up to 25,000 per controller</li> <li>Up to 60,000 per cluster</li> </ul>

### KEY FUNCTIONALITY

<b>Device Management</b>	<ul style="list-style-type: none"> <li>Ruckus Wi-Fi APs supported: R720, R710, R700, R610, R600, R510, R500, R310, H510 H320, C110, E510, T811CM, T710, T710S, T610, T610S, T504 T310, T301, T300, FZM300, FZP300</li> <li>Ruckus ICX 7000 series switches running FastIron 8.0.80 and above supported (ICX 7150, ICX 7250, ICX 7450, ICX 7650, ICX 7750)</li> </ul>
<b>Device Type Support</b>	<ul style="list-style-type: none"> <li>Wi-Fi APs, Switches</li> </ul>
<b>Controller Expansion</b>	<ul style="list-style-type: none"> <li>Up to 4 controllers in N+1 active-active mode, supporting non-disruptive capacity expansion</li> </ul>
<b>Controller Redundancy</b>	<ul style="list-style-type: none"> <li>3+1 distributed data preserving with N+1 redundancy within a cluster</li> </ul>
<b>Cluster Redundancy</b>	<ul style="list-style-type: none"> <li>Geo-redundancy between clusters; many-to-one cluster support</li> </ul>
<b>Data Offload</b>	<ul style="list-style-type: none"> <li>Local offload of traffic directly to the Internet</li> </ul>

### KEY FUNCTIONALITY

<b>AP</b>	<ul style="list-style-type: none"> <li>• WPA, WPA2-AES, 802.11i, 802.1x/EAP, PSK, WISPr, WEP, MAC Address</li> <li>• Fast EAP-SIM re-authentication</li> <li>• EAP-SIM, EAP-AKA, EAP-AKA over WLAN for 802.1x</li> <li>• Wi-Fi Locations with the SZ AAA-Proxy functionality enabled</li> </ul>
<b>User Database</b>	<ul style="list-style-type: none"> <li>• Internal database up to 25,000 users</li> <li>• External: RADIUS, LDAP, Active Directory</li> </ul>
<b>Access Control</b>	<ul style="list-style-type: none"> <li>• L2 (MAC address-based)</li> <li>• L3/4 (IP and Protocol based)</li> <li>• L2 client isolation</li> <li>• Management interface access control</li> <li>• Time-based WLANs</li> <li>• Device type access policies</li> <li>• Two-factor authentication password, SMS</li> </ul>
<b>Wireless Intrusion Detection (WIDS/WIPS)</b>	<ul style="list-style-type: none"> <li>• Rogue AP detection / prevention</li> <li>• Evil-twin/AP spoofing detection</li> <li>• Ad hoc detection</li> </ul>
<b>AAA</b>	<ul style="list-style-type: none"> <li>• RADIUS (primary and backup)</li> </ul>
<b>Hotspot</b>	<ul style="list-style-type: none"> <li>• WISPr, Wi-Fi CERTIFIED, Passpoint™, HotSpot 2.0</li> </ul>
<b>Guest Access</b>	<ul style="list-style-type: none"> <li>• Supported</li> </ul>
<b>Captive Portal</b>	<ul style="list-style-type: none"> <li>• Supported</li> </ul>
<b>Mesh</b>	<ul style="list-style-type: none"> <li>• Self-healing, Self-forming, Zero-touch provisioning</li> </ul>
<b>DHCP Server</b>	<ul style="list-style-type: none"> <li>• Up to 100,000 IP address leases per vSZ-D (in increments of 1,000 IP address leases)</li> </ul>
<b>NAT</b>	<ul style="list-style-type: none"> <li>• Up to 2 million sessions flows per vSZ-D (in increments of 100,000 session flows)</li> </ul>
<b>Media</b>	<ul style="list-style-type: none"> <li>• 802.11e/WMM, U-APSD, Wi-Fi Calling Prioritization</li> </ul>
<b>mDNS Bonjour Fencing</b>	<ul style="list-style-type: none"> <li>• Supported</li> </ul>
<b>WISPr</b>	<ul style="list-style-type: none"> <li>• WISPr authentication, SZ downlink AP Survivability</li> </ul>
<b>Software Queues</b>	<ul style="list-style-type: none"> <li>• Per traffic type (4), per client</li> </ul>
<b>SmartCast Traffic Classification</b>	<ul style="list-style-type: none"> <li>• Automatic, heuristics and TOS based or VLAN-defined</li> </ul>
<b>Rate Limiting</b>	<ul style="list-style-type: none"> <li>• Supported</li> </ul>
<b>WLAN Prioritization</b>	<ul style="list-style-type: none"> <li>• Supported</li> </ul>
<b>Client Load Balancing</b>	<ul style="list-style-type: none"> <li>• Automatic</li> </ul>
<b>Band Load Balancing</b>	<ul style="list-style-type: none"> <li>• Supported</li> </ul>
<b>AP Provisioning</b>	<ul style="list-style-type: none"> <li>• L3 or L2 auto-discovery</li> <li>• Auto-software upgrade</li> <li>• Automatic channel optimization</li> </ul>
<b>Configuration Management</b>	<ul style="list-style-type: none"> <li>• Secure multi-operator login (RBAC)</li> <li>• Large scale (bulk) AP management tools</li> <li>• Switch software and firmware upgrades</li> <li>• Switch configuration management to be supported in an upcoming SmartZone release</li> <li>• Per zone firmware versioning control</li> <li>• Configuration audit trails</li> <li>• Alarm and event notification (SNMP V1 / V2 / V3)</li> <li>• Event Logging (Syslog)</li> <li>• Integrated on-board remote accessible EMS functionality</li> <li>• RESTful APIs (JSON)</li> <li>• Web-UI</li> <li>• CLI</li> </ul>

### PHYSICAL CHARACTERISTICS

<b>Hypervisor Support for VSZ</b>	<ul style="list-style-type: none"> <li>VMware 6.5, KVM CentOS 7.3 and above, Hyper-V Windows 2012 R2 and above, AWS, Azure, GCE</li> </ul>	
<b>Power</b>	<ul style="list-style-type: none"> <li>Dual (redundant) AC or DC hot-swappable power supplies</li> <li>DC power consumption: 1400W</li> <li>Power Rating: -36 to -72VDC</li> <li>AC power consumption: 1500W</li> <li>Power Rating: 100-127VAC/200-240VAC, 47-63HZ</li> <li>SZ100: AC power consumption: 250W</li> </ul>	
<b>Dimensions</b>	<ul style="list-style-type: none"> <li>SZ300: 2RU rack mountable: 430 mm (W) x 518 mm (D) x 88.6 mm (H); 16.93 in (W) x 20.4 in (D) x 3.48 in (H)</li> <li>SZ100: 1RU rack mountable: 438 mm (W) x 292.1 mm (D) x 44 mm (H); 17.25 in (W) x 11.5 in (D) x 1.73 in (H)</li> </ul>	
<b>Weight</b>	<ul style="list-style-type: none"> <li>SZ300: 24.3 kg; 53.6 lbs</li> <li>SZ100: 5 kg; 11.02 lbs</li> </ul>	
<b>Connections</b>	<b>SZ300</b> <ul style="list-style-type: none"> <li>Control, management, cluster ports</li> <li>Six 10/100/1000 Mbps, RJ-45 ports</li> <li>Data: Four 10Gbps data ports (SFP+)</li> <li>Console ports: two RJ-45, one front, one rear</li> <li>USB ports: two front, two rear</li> <li>Serial port</li> </ul>	<b>SZ100</b> <ul style="list-style-type: none"> <li>4 - 1GbE ports</li> <li>2 - 10GbE ports</li> </ul>
<b>SZ300 LED</b>	<ul style="list-style-type: none"> <li>Front panel LEDs, one rear LED</li> </ul>	
<b>SZ300 Fans</b>	<ul style="list-style-type: none"> <li>Six redundant, field-swappable fans in three sets</li> </ul>	
<b>Environmental Conditions</b>	<b>SZ300</b> <ul style="list-style-type: none"> <li>Operating Temperature: 5°C (41°F) – 55°C (131°F)</li> <li>Operating Humidity: 5% to 85%, non-condensing</li> <li>Humidity storage: 95%, non-condensing</li> </ul>	<b>SZ100</b> <ul style="list-style-type: none"> <li>Operating Temperature: 0°C (32°F) – 40°C (104°F)</li> <li>Operating Humidity: 5% to 85%, non-condensing</li> <li>Humidity storage: 95%, non-condensing</li> </ul>

### REGULATORY/CERTIFICATIONS

<b>EMC (for SZ100, SZ300)</b>	<ul style="list-style-type: none"> <li>FCC/ICES-003-Emissions (USA/Canada)</li> <li>CISPR 22-Emissions (International)</li> <li>EN55022-Emissions (Europe)</li> <li>EN55024-Immunity (Europe)</li> <li>EN61000-3-2-Harmonics (Europe)</li> <li>EN61000-3-3-Voltage flicker (Europe)</li> </ul>	<ul style="list-style-type: none"> <li>CE-EMC Directive 89/336/EEC (Europe)</li> <li>VCCI Emissions (Japan)</li> <li>AS/NZS: CISPR 22 Emissions (Australia/New Zealand)</li> <li>BSMI CNS13438 (Taiwan)</li> <li>CCC Certification (China)</li> </ul>
<b>Safety (for SZ100, SZ300)</b>	<ul style="list-style-type: none"> <li>UL60950-1/CSA 60950-1 (USA/Canada)</li> <li>EN60950-1 (Europe)</li> <li>IEC60950-1 (International), CB Certificate &amp; Report including all international deviations</li> <li>CE-Low Voltage Directive 73/23/EEE (Europe)</li> <li>CCC Certification (China)</li> </ul>	
<b>Miscellaneous (for SZ100, SZ300)</b>	<ul style="list-style-type: none"> <li>NEBS level 3 design</li> </ul>	

Wi-Fi certification not applicable for SmartZone network controllers

Copyright © 2018 Ruckus Networks, an ARRIS company. All rights reserved. No part of this content may be reproduced in any form or by any means or used to make any derivative work (such as translation, transformation, or adaptation) without written permission from Ruckus Networks ("Ruckus"). Ruckus reserves the right to revise or change this content from time to time without obligation on the part of Ruckus to provide notification of such revision or change.

The Ruckus, Ruckus Wireless, Ruckus logo, Big Dog design, BeamFlex, ChannelFly, Edgelron, Fastron, HyperEdge, ICX, IronPoint, OPENG, and Xclaim and trademarks are registered in the U.S. and other countries. Ruckus Networks, Dynamic PSK, MediaFlex, FlexMaster, Simply Better Wireless, SmartCast, SmartCell, SmartMesh, SpeedFlex, Unleashed, and ZoneDirector are Ruckus trademarks worldwide. Other names and brands mentioned in these materials may be claimed as the property of others.

Ruckus provides this content without warranty of any kind, implied or expressed, including, but not limited to, the implied warranties of merchantability and fitness for a particular purpose. Ruckus may make improvements or changes in the products or services described in this content at any time. The capabilities, system requirements and/or compatibility with third-party products described herein are subject to change without notice.



350 West Java Dr., Sunnyvale, CA 94089 USA  
[www.ruckusnetworks.com](http://www.ruckusnetworks.com)