



City of Tacoma  
Environmental Services Department

**RECEIVED**

MAR 11 2019

WA State Department  
of Ecology (SWRO)

March 11, 2011

Mr. Greg Zentner, P.E.  
Water Quality Program  
Southwest Regional Office  
Washington Department of Ecology  
Post Office Box 47775  
Olympia, WA 98504-7775

**Hand Delivered:**

\_\_\_\_\_  
**Received By**

\_\_\_\_\_  
**Date**

**Subject: 2018 City of Tacoma Wastewater Pretreatment Program Annual Report**

Dear Mr. Zentner:

Enclosed is the City of Tacoma's Wastewater Pretreatment Program Annual Report for January 1, 2018 through December 31, 2018.

The information herein complies with the requirements defined in the National Pollutant Discharge Elimination System Permits WA0037087 and WA0037214, and 40 CFR Part 403.

If you have any questions, please contact Kurt Fremont at (253) 502-2238.

Sincerely,

Kurt Fremont  
Assistant Division Manager  
Environmental Compliance

Enclosure: 2018 Wastewater Pretreatment Program Annual Report

cc: Michael Le, Environmental Protection Agency, Region 10  
Dave Knight, P.E., Washington Department of Ecology



**Wastewater Pretreatment Program Annual Report  
January 1, 2018 – December 31, 2018**



**March 2019**  
**Prepared By**  
City of Tacoma  
Environmental Services  
Business Operations Division

This page intentionally left blank

<b>1.0</b>	<b>INTRODUCTION</b>	<b><i>i</i></b>
<b>2.0</b>	<b>WASTEWATER TREATMENT PLANT OPERATIONS</b>	<b>2-2</b>
2.1	Central Wastewater Treatment Plant (CTP)	2-2
2.2	North End Wastewater Treatment Plant (NETP)	2-2
2.3	Wastewater Treatment Plant Interference or Problems	2-2
<b>3.0</b>	<b>WASTEWATER TREATMENT PLANT OPERATIONS</b>	<b>3-1</b>
3.1	Wastewater Treatment Plant Sampling Results	3-1
3.1.1	CTP Influent and Effluent Results	3-1
3.1.2	NETP Influent and Effluent Results	3-1
3.1.3	Biosolids Sampling Results	3-2
3.2	Evaluation of CTP Sampling Results	3-2
3.2.1	Removal Efficiencies	3-2
3.2.2	2018 Trends	3-2
3.2.3	Long Term Trends	3-2
3.2.4	Summary	3-3
<b>4.0</b>	<b>LOCAL LIMITS EVALUATION</b>	<b>4-1</b>
4.1	Local Limits Development	4-1
4.2	2018 MAHL Evaluation	4-1
<b>5.0</b>	<b>INDUSTRIAL USER SURVEY PROGRAM</b>	<b>5-1</b>
5.1	Survey Procedures	5-1
5.1.1	Identify Non-Domestic Dischargers	5-1
5.1.2	Survey Process	5-2
5.1.3	Survey Documentation	5-2
5.1.4	Categorization of Industrial Users	5-2
5.1.5	Survey Forms	5-4
5.2	2018 Summary	5-4
<b>6.0</b>	<b>INDUSTRIAL WASTEWATER DISCHARGE SUMMARY</b>	<b>6-1</b>
6.1	Industrial Wastewater Permits	6-1
6.1.1	New Industrial Wastewater Discharge Permits Issued	6-1
6.1.2	Industrial Wastewater Discharge Permits Re-issued:	6-1
6.1.3	Industrial Wastewater Permits Transferred:	6-1
6.1.4	Industrial Wastewater Discharge Permits Modified:	6-1
6.1.5	Industrial Wastewater Discharge Permits Closed:	6-2
6.1.6	Industrial Wastewater Discharge Permits Revoked:	6-2
6.1.7	Engineering Reports Reviewed:	6-2
6.1.8	Permit Applications Reviewed in 2018 or Currently Under Review:	6-2
6.2	Minor Industrial Users (MIUs)	6-2

6.3	Special Approved Discharges (SADs)	6-3
<b>7.0</b>	<b>INDUSTRIAL COMPLIANCE AND ENFORCEMENT</b>	<b>1</b>
7.1	Industrial Inspections and Monitoring Efforts	1
7.2	General Inspections	1
7.3	Interlocal Agreement Inspections	1
7.4	Enforcement Activity – Significant Non-Compliance	2
7.5	Staffing and Training	2
<b>8.0</b>	<b>SPECIAL PROJECTS AND PROGRAM DEVELOPMENT</b>	<b>8-1</b>
8.1	Public Outreach	8-1
8.2	Technical Plan Review	8-3
8.3	Grease Program	8-3
8.4	Illicit Discharge Detection and Elimination Program	8-4
8.5	Sewer Conservation Loan Program	8-4
8.6	Pretreatment Information Management System (PIMS)	8-4
<b>9.0</b>	<b>PROGRAM FUNDING</b>	<b>9-1</b>
9.1	Personnel	9-1
9.2	Equipment	9-1
9.3	Laboratory Services	9-2
<b>10.0</b>	<b>Program Modifications</b>	<b>10-1</b>
10.1	Tacoma Municipal Code Streamlining Changes	10-1
10.2	Pretreatment Program Document Update	10-1
10.3	Upcoming Year: 2019	10-2
<b>11.0</b>	<b>2018 Performance Summary</b>	<b>11-1</b>
11.1	General Information	11-1
11.2	Significant Industrial User (SIU) Compliance	11-1
11.3	SIU Compliance Monitoring Program	11-2
11.4	SIU Enforcement Actions	11-2
<b>12.0</b>	<b>References</b>	<b>12-1</b>



## List of Tables

---

Table 3-1	Central Wastewater Treatment Plant Metal Evaluation
Table 3-2	Central Wastewater Treatment Plant Cyanide, HEM, and Total Phenols
Table 3-3	Organic Toxic Pollutants Summary
Table 3-4	North End Wastewater Treatment Plant Metal Evaluation
Table 3-5	North End Wastewater Treatment Plant Cyanide, HEM, and Total Phenols
Table 3-6	City of Tacoma Biosolids Sampling Results – Metals, Cyanide, and Total Phenols
Table 4-1	Central Wastewater Treatment Plant 2014 Local Limits Evaluation – Basic Data
Table 4-2	Central Wastewater Treatment Plant 2014 Local Limits Evaluation – Calculated MAHL
Table 4-3	Evaluation of 2014 Central Wastewater Treatment Plant Pollutant Loading
Table 6-1	City of Tacoma Industrial User Survey
Table 6-2	2018 Significant Industrial User Compliance Summary
Table 6-3	2018 Special Approved Discharge Summary
Table 7-1	2018 Industrial User Monitoring Schedule
Table 7-2	2018 Industrial User Enforcement Activities
Table 9-1	2018 City of Tacoma Wastewater Pretreatment Program Expense Summary

## List of Figures

---

Figure 3-1	Average Removal Rates for CTP Monitored Pollutants of Concern
Figure 3-2	CTP Removal Rates and Range of Standard Removal Rates Presented by EPA
Figure 4-1	Comparison of 2014 Average and Maximum CTP Loadings and Calculated MAHL
Figure 7-1	Public Notification of Industrial Users in Significant Non-Compliance During 2018

## List of Appendices

---

Appendix A	Long-term Trends from 2008 – 2017 for POCs
Appendix B	Industrial User Survey Lists
Appendix C	Industrial User Sampling Results and Compliance Summary
Appendix D	Ordinance and Resolutions – Tacoma Municipal Code, Chapter 12.08

This page intentionally left blank



# WASTEWATER PRETREATMENT PROGRAM 2018 ANNUAL REPORT

---

NPDES Permit Holder City of Tacoma

Report Date: March 15, 2019

Period covered by this report: January 1, 2018 to December 31, 2018

<u>Treatment Plant</u>	<u>NPDES Permit Number</u>
City of Tacoma (Central) Treatment Plant #1	WA0037087
North End Wastewater Plant #3	WA0037214

---

## Contact Information

Person to contact concerning information contained in this report:

Dan C. Thompson, Ph.D.  
Business Operations Division Manager

### Mailing Address:

### Phone Number:

City of Tacoma  
Environmental Services  
Business Operations Division  
2201 Portland Avenue  
Tacoma, WA 98421

253-502-2191

---

I certify under penalty of law, that this document and all attachments were prepared under my direction or supervision in accordance with a system designed to assure that qualified personnel properly gathered and evaluated the information submitted. Based on my inquiry of the person or persons who manage the system or those persons directly responsible for gathering information, the information submitted is to the best of my knowledge and belief, true, accurate, and complete. I am aware that there are significant penalties for submitting false information, including the possibility of fine and imprisonment for knowing violations.



Dan C. Thompson, Ph.D.  
Business Operations Division Manager  
Environmental Services

2-28-19  
Date

This page intentionally left blank

## 1.0 INTRODUCTION

---

In 2018, Environmental Services (ES), Business Operations Division, Environmental Compliance (EC) administered the City of Tacoma's (City) Wastewater Pretreatment Program as mandated by federal and state laws, and approved by the Washington State Department of Ecology (WDOE or Ecology). Environmental Services, Business Operations Division Manager Dan C. Thompson, Ph.D. has signatory authority for this program. The City's official Pretreatment Program was implemented following program approval by the Environmental Protection Agency (EPA) on November 30, 1984.

The City's Wastewater Pretreatment Program regulates wastewater discharges from commercial and industrial facilities discharging to the City's treatment system. The goals and objectives of this program are to protect the public's health and safety and the surrounding environment by ensuring the wastewater treatment plants are functioning to eliminate untreated wastewater discharges. The City also looks for opportunities to recycle and reclaim municipal industrial wastewater and biosolids. Limitations and requirements are placed on both routine and accidental discharges to ensure the goals and objectives of the program continue to be met.

This Wastewater Pretreatment Program 2018 Annual Report is reported as required by Section S6.A.5 of the National Pollutant Discharge Elimination System (NPDES) Waste Discharge Permits issued June 4, 2009, (Ecology 2009) and October 6, 2010, (Ecology 2010) and summarizes the program efforts toward meeting these goals during 2018. Additionally, this document describes program activities, program modifications, compliance and enforcement activities, program effectiveness, and future direction and goals.

During 2018, there were no NPDES permit violations for exceeding effluent discharges at the City of Tacoma Treatment Plant #1 (Central Wastewater Treatment Plant) or at Treatment Plant #3 (North End Wastewater Treatment Plant). Biosolid metal concentrations continued to meet the strictest standards set forth by the Environmental Protection Agency (EPA) for "exceptional quality" (EPA 1994).

Long-term trends for the majority of the priority pollutants concentrations have remained consistent over the past 10 years. This can be attributed to the success and longevity of the Wastewater Pretreatment Program. While the significant reduction of pollutants that occurred in the beginning of the pretreatment program are not observed in the trends discussed in this report, the stability of results show the continued success of ensuring industrial discharges meet the high standards set forth by this program.

This page intentionally left blank

## **2.0 WASTEWATER TREATMENT PLANT OPERATIONS**

---

The City maintains and operates two awarded-winning wastewater treatment plants [Central Wastewater Treatment Plant (CTP) and North End Wastewater Treatment Plant (NETP)], has approximately 700 miles of wastewater sewer mains, and 45 pump stations. Each treatment plant is regulated under separate NPDES permits, with regulations for the Wastewater Pretreatment Program under both. In addition to treating wastewater within Tacoma, the treatment plants receive wastewater from the neighboring jurisdictions of Fife, Fircrest, portions of Pierce County, and the Town of Ruston. The City has interlocal agreements with each of these jurisdictions, which delineate the responsibilities and authorities of each party. These interlocal agreements are currently being updated along with the City's legal authority. The City has a goal to have the new legal authority language adopted into code and the updated interlocal agreements finalized and approved during 2019.

### **2.1 CENTRAL WASTEWATER TREATMENT PLANT (CTP)**

CTP is located on the Tideflats along the Puyallup River and discharges treated effluent to the Puget Sound. This wastewater treatment plant receives wastewater from the interlocal agreement areas of Fife, Fircrest, portions of Pierce County, and the majority of Tacoma.

During 2018, the maximum daily influent flow rate was 58.6 MGD on January 11, 2018, and the average daily influent flow rate was 21.0 MGD. Based on the average flow during 2018, approximately five percent of the annual wastewater discharge received at CTP was from industrial sources. The remaining wastewater discharge received was from commercial and domestic sources.

The average digester flow at the CTP for 2018 was 193,155 gallons/day and the average dry sludge production rate for 2018 was 16 tons/day.

### **2.2 NORTH END WASTEWATER TREATMENT PLANT (NETP)**

NETP receives wastewater from the areas of north Tacoma and the Town of Ruston. The character of wastewater received at NETP is domestic and commercial in nature.

During 2018, the maximum daily influent flow rate was 12.6 MGD on January 11, 2018, and the average daily flow rate was 4.3 MGD.

### **2.3 WASTEWATER TREATMENT PLANT INTERFERENCE OR PROBLEMS**

During the period from January 1, 2018, through December 31, 2018, there were no incidents of interference, upsets, or permit violations that were directly attributable to wastewater discharges from industrial sources.

This page intentionally left blank

## **3.0 WASTEWATER TREATMENT PLANT OPERATIONS**

---

This section includes the results and discussion of wastewater treatment plant monitoring efforts for influent, effluent, and biosolids during 2018 for toxic and non-conventional pollutants in support of this program. All samples were collected and analyzed in accordance with the methods prescribed in 40 CFR (EPA Code of Federal Regulations) § 136.

For each monitored pollutant, removal efficiencies were calculated using the mean removal efficiency (MRE) method recommended in the EPA Local Limits Development Guidance Document (EPA, 2004-A). This method was recommended for analyzing non-paired samples and results are presented in Section 3.2.1. Additionally, long-term trends for each pollutant are presented in Section 3.2.3 and the local limits evaluation is discussed in Section 4.0.

The inclusion of this information in this report is intended to meet the reporting requirement in Section S6.A.5.b of NPDES Permit No. WA0037087 and Section S6.A.4.b of NPDES Permit No. WA0037214.

### **3.1 WASTEWATER TREATMENT PLANT SAMPLING RESULTS**

#### **3.1.1 CTP Influent and Effluent Results**

The results of the 2018 influent and effluent sampling events at CTP for priority pollutants listed in 40 CFR (EPA, Code of Federal Regulations) Part 122, Appendix D, Table II and Table III are presented in the following tables:

- Table 3-1: CTP Metal Evaluation;
- Table 3-2: CTP Cyanide, HEM and Total Phenols Summary; and
- Table 3-3: Organic Toxic Pollutants.

Provided in the noted tables above, are the summary statistics for the 2018 reporting year for each sampled pollutant of concern (POC) identified during the Local Limits Evaluation. In addition to providing pollutant concentration, the influent flow rate on the day of sampling was used to provide monthly and annual loading for each POC.

#### **3.1.2 NETP Influent and Effluent Results**

The results of the 2018 influent and effluent sampling events at NETP for priority pollutants listed in 40 CFR Part 122, Appendix D, Table II and Table III are presented in the following tables:

- Table 3-3      Organic Toxic Pollutants;
- Table 3-4      NETP Metal Evaluation; and
- Table 3-5      NETP Cyanide, HEM, and Total Phenols Summary

The summary statistics for the 2018 reporting year are provided for each sampled POC identified during the Local Limits Evaluation. In addition to providing pollutant concentration, the influent flow rate on the day of sampling was used to provide monthly and annual influent loading for each POC.



### 3.1.3 Biosolids Sampling Results

The results of the 2018 biosolids sampling events at CTP are presented in Table 3-3 and Table 3-6. Summary statistics are provided in Table 3-6 for metals, cyanide, and total phenols analysis for the 2018 reporting year. During the 2018 monitoring year, biosolids metal concentrations continued to meet the strictest standards set forth by EPA for “exceptional quality” (Table 3-6).

## 3.2 EVALUATION OF CTP SAMPLING RESULTS

### 3.2.1 Removal Efficiencies

The removal rates or removal efficiencies for all detected POCs monitored at CTP are presented in Table 3-1, Table 3-2, and Figure 3-1. These rates are presented in both pollutant concentration-based or pollutant loading for comparison (Table 3-1 and Table 3-2). For nine of fourteen POCs the removal efficiencies were greater than 50 percent, meaning more than 50 percent of the pollutant was removed from the wastewater during the treatment process. Beryllium and thallium were not detected in any of the influent and effluent samples and removal rates were not calculated. In addition, silver and cadmium were not detected in the effluent samples and the method detection limit was used to calculate the average effluent concentration. As such, the removal efficiencies for these POCs may be greater than reported.

All of the listed POC removal rates were within the standard ranges of pollutant removal through the activated sludge treatment process as shown in Figure 3-2. There is no standard removal efficiency data presented for antimony or molybdenum (EPA, 2004-B).

### 3.2.2 2018 Trends

The POCs sampled during 2018 exhibited average or typical ranges for influent, effluent, and biosolid concentrations.

### 3.2.3 Long Term Trends

Long term influent, effluent, and biosolids from concentrations from 2009-2018 for POCs are presented in Appendix A. Most of the influent concentrations exhibited a downward trend or remained fairly stable over that time period with the exception of arsenic (Figure A-2) and chromium (Figure A-5). There are no long-term influent and effluent trends presented for beryllium, as this POC is not detected in these samples. The following is a summary and discussion of the long-term influent trends at CTP.

- Chromium – While influent concentrations for chromium exhibited a slight upward trend over the past ten years, most of the data points are still within normal or average ranges observed over that time period. The exception to this are two peaks in concentration observed during 2016 and 2017. The sample collected on July 6, 2016, exhibited a chromium concentration of 14.3 µg/L, while the average concentration over the last ten years was 3.9 µg/L. The sample collected on October 5, 2017 exhibited a concentration of 9.72 µg/L, which is also slightly higher than average concentrations. During 2018, chromium concentrations remained at or below average concentrations. During the same time period, chromium concentrations in the biosolids samples have shown a significant decrease.

- Arsenic – While influent concentrations for arsenic exhibited a slight upward trend over the past ten years, the concentrations are still within normal ranges observed over that time period. Additionally, concentrations have remained stable over the past five years. (Appendix A-2)

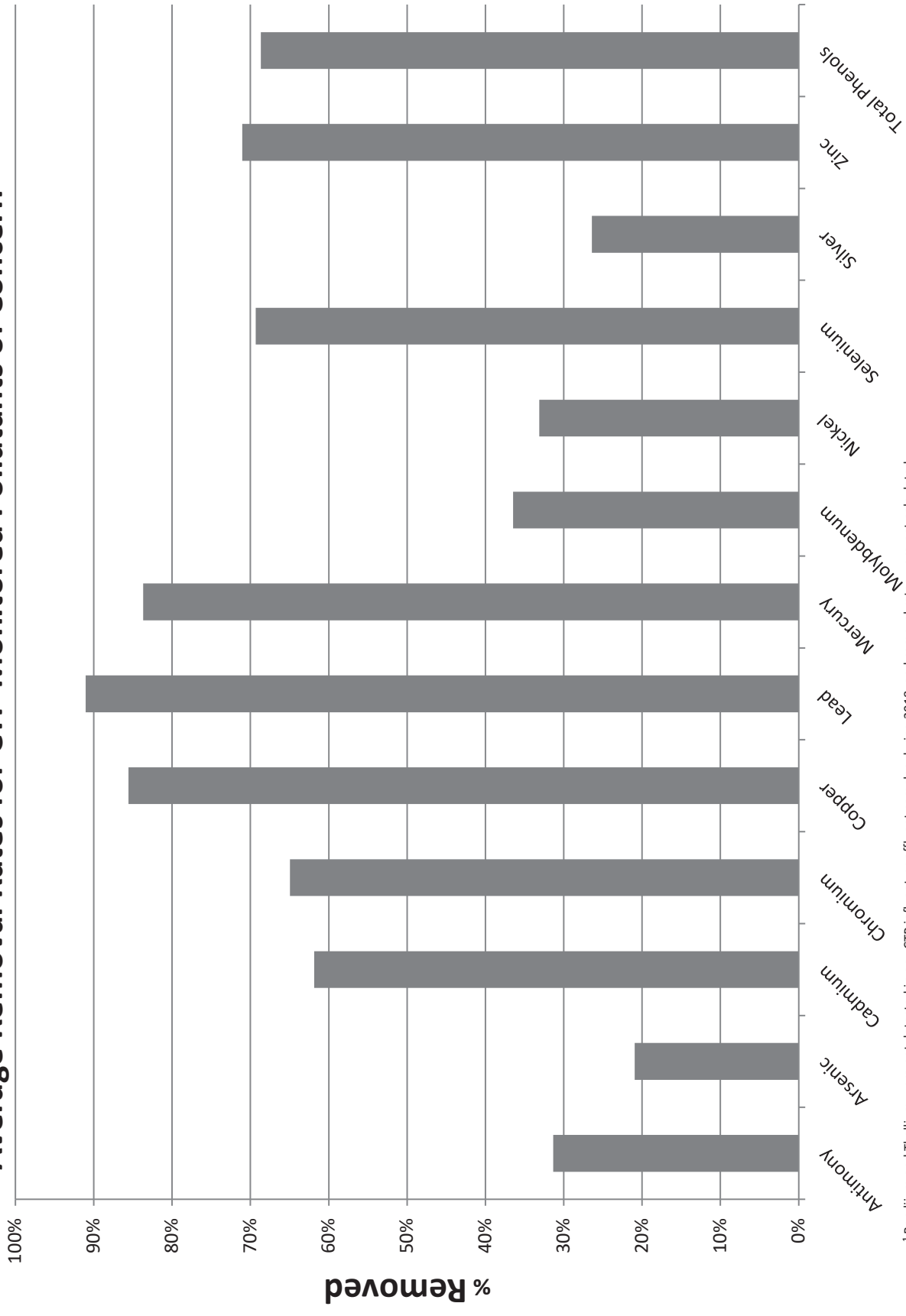
While long-term trends for biosolids concentrations vary greatly for each POC all pollutants exhibit downward or stable trends over the last ten years.

#### **3.2.4 Summary**

The majority of the pollutant concentrations have remained consistent over in the majority of the biosolid sampling data collected during that timeframe. This can be attributed to the success and longevity of the City's Wastewater Pretreatment Program.

This page intentionally left blank

**Figure 3-1  
Average Removal Rates for CTP Monitored Pollutants of Concern**



<sup>1</sup> Beryllium and Thallium were not detected in any CTP influent or effluent samples during 2018 and removal rates were not calculated.



**Figure 3-2**  
**CTP 2018 Removal Rates and the range of standard Removal Rates**  
**presented by EPA**

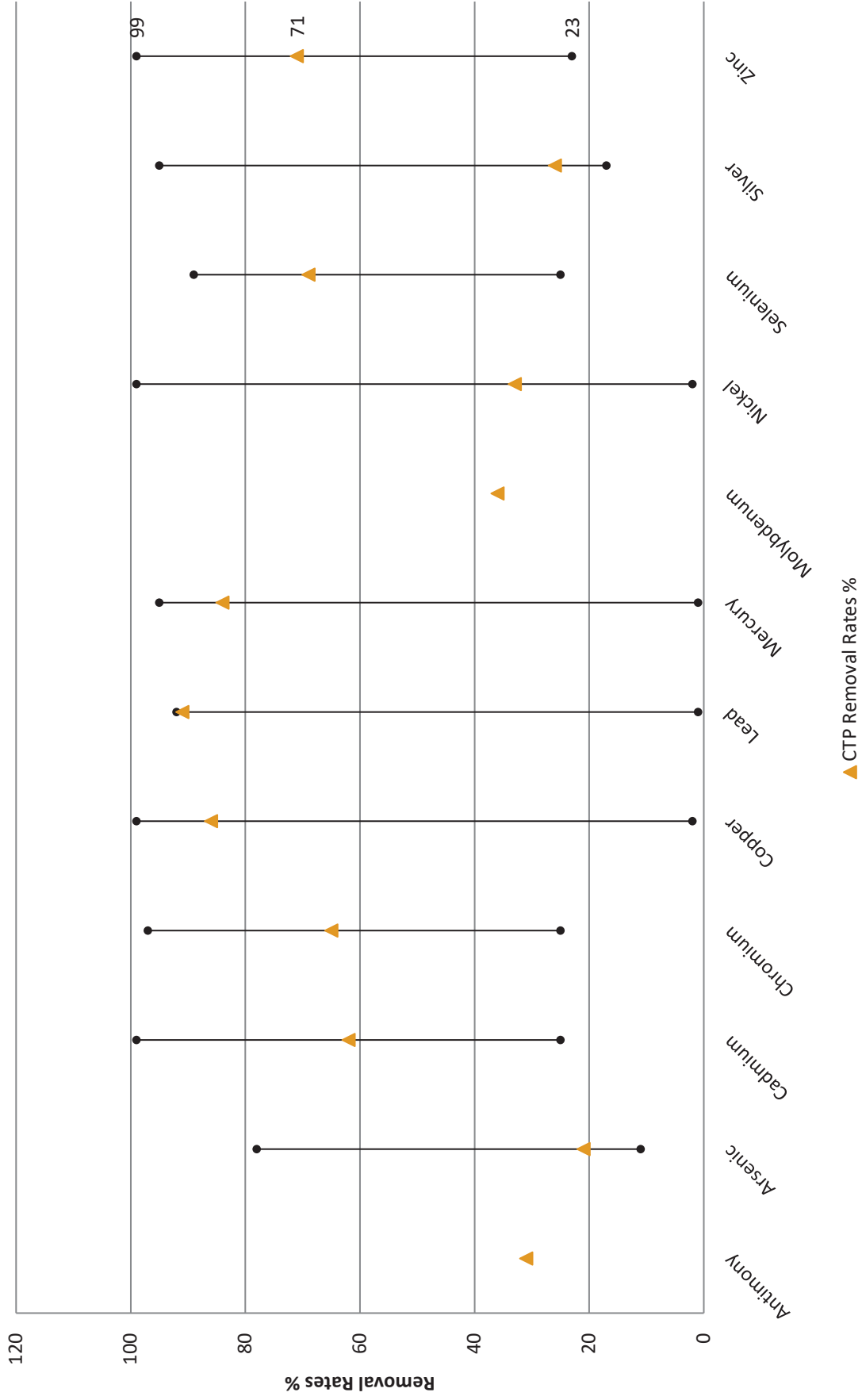






Table 3-1  
Central Wastewater Treatment Plant Metal Evaluation

Parameter	Unit	CTP - Removal Efficiencies				CTP - Influent Metal Analysis				CTP - Effluent Metal Analysis										
		Influent	Effluent	% Removal		Maximum	Minimum	Average	Sample Date	Maximum	Minimum	Average	Sample Date							
		lbs/day	lbs/day																	
Average Flow <sup>1</sup>	mgd				56.6	14.3	21.0	26.2	20.2	16.2	14.9	10/17/18	60.7	14.4	21.2	26.5	20.6	60.1	14.7	10/17/18
Antimony	µg/L	1.04	0.72	31.3%	1.14	0.95	1.04	<b>0.952</b>	<b>0.992</b>	<b>1.09</b>	1.14 U	4/4/18	1.14	0.53	0.72	<b>0.639</b>	<b>0.525 J</b>	<b>0.562</b>	1.14 U	7/9/18
	lbs/day	0.17	0.16	1.7%	0.21	0.14	0.17	<b>0.208</b>	<b>0.167</b>	<b>0.147</b>	0.142	4/4/18	0.28	0.09	0.16	<b>0.1412</b>	<b>0.0902</b>	<b>0.2819</b>	0.1400	7/9/18
Arsenic	µg/L	1.97	1.56	20.9%	2.14	1.78	1.97	<b>1.83</b>	<b>1.78</b>	<b>2.13</b>	2.14	4/4/18	1.84	1.18	1.56	<b>1.69</b>	<b>1.52</b>	<b>1.18</b>	1.84	7/9/18
	lbs/day	0.31	0.36	-15.8%	0.40	0.27	0.31	<b>0.400</b>	<b>0.300</b>	<b>0.288</b>	0.266	4/4/18	0.59	0.23	0.36	<b>0.374</b>	<b>0.261</b>	<b>0.592</b>	0.266	7/9/18
Beryllium	µg/L	0.00	0.00	U	0.00	0.00	0.00	<b>0.050</b>	<b>0.039</b>	<b>0.031</b>	0.230 U	4/4/18	0.00	0.00	0.00	<b>0.230 U</b>	<b>1.15 U</b>	<b>0.230 U</b>	0.230 U	7/9/18
	lbs/day	0.00	0.00	U	0.00	0.00	0.00	<b>0.050</b>	<b>0.039</b>	<b>0.031</b>	0.230 U	4/4/18	0.00	0.00	0.00	<b>0.230 U</b>	<b>1.15 U</b>	<b>0.230 U</b>	0.230 U	7/9/18
Cadmium	µg/L	0.16	0.06	61.9%	0.22	0.09	0.16	<b>0.138 J</b>	<b>0.088 J</b>	<b>0.216 J</b>	0.182 J	4/4/18	0.09	0.04	0.06	<b>0.043 U</b>	<b>0.086 U</b>	<b>0.043 U</b>	0.066 U	7/9/18
	lbs/day	0.02	0.01	44.3%	0.03	0.01	0.02	<b>0.030</b>	<b>0.015</b>	<b>0.029</b>	0.023	4/4/18	0.02	0.01	0.01	<b>0.010</b>	<b>0.015</b>	<b>0.022</b>	0.008	7/9/18
Chromium	µg/L	5.76	2.02	65.0%	6.65	5.25	5.76	<b>5.25</b>	<b>5.54</b>	<b>5.58</b>	6.65	4/4/18	4.08	0.72	2.02	<b>1.42</b>	<b>4.08</b>	<b>0.716</b>	1.85	7/9/18
	lbs/day	0.92	0.40	56.3%	1.15	0.75	0.92	<b>1.148</b>	<b>0.933</b>	<b>0.754</b>	0.827	4/4/18	0.70	0.23	0.40	<b>0.314</b>	<b>0.701</b>	<b>0.359</b>	0.227	7/9/18
Copper	µg/L	32.63	4.71	85.6%	46.0	21.5	32.63	<b>21.5</b>	<b>29.4</b>	<b>46.0</b>	33.6	4/4/18	6.01	3.72	4.71	<b>3.72</b>	<b>4.35</b>	<b>6.01</b>	4.76	7/9/18
	lbs/day	5.01	1.29	74.2%	6.21	4.18	5.01	<b>4.703</b>	<b>4.953</b>	<b>6.215</b>	4.178	4/4/18	3.01	0.58	1.29	<b>0.822</b>	<b>0.747</b>	<b>3.014</b>	0.585	7/9/18
Lead	µg/L	4.43	0.40	91.0%	5.74	2.35	4.43	<b>2.35</b>	<b>5.74</b>	<b>5.12</b>	4.5	4/4/18	0.53	0.26	0.40	<b>0.261 J</b>	<b>0.437 J</b>	<b>0.532</b>	0.360 J	7/9/18
	lbs/day	0.68	0.11	83.8%	0.97	0.51	0.68	<b>0.514</b>	<b>0.967</b>	<b>0.692</b>	0.560	4/4/18	0.27	0.04	0.11	<b>0.058</b>	<b>0.075</b>	<b>0.267</b>	0.044	7/9/18
Mercury	µg/L	0.04	0.01	83.7%	0.1	0.02	0.04	<b>0.0230 J</b>	<b>0.047</b>	<b>0.057</b>	0.047	4/4/18	0.02	0.00	0.01	<b>0.015 J</b>	<b>0.0026 J</b>	<b>0.0080 U</b>	0.028 J	7/9/18
	lbs/day	0.01	0.00	69.4%	0.01	0.01	0.01	<b>0.005</b>	<b>0.008</b>	<b>0.008</b>	0.006	4/4/18	0.00	0.00	0.00	<b>0.003</b>	<b>0.000</b>	<b>0.004</b>	0.000	7/9/18
Molybdenum	µg/L	3.53	2.24	36.5%	6.8	1.93	3.53	<b>1.93</b>	<b>2.71</b>	<b>6.77</b>	2.69	4/4/18	3.17	1.55	2.24	<b>1.55</b>	<b>1.84</b>	<b>3.17 J</b>	2.4	7/9/18
	lbs/day	0.53	0.64	-19.5%	0.91	0.33	0.53	<b>0.422</b>	<b>0.457</b>	<b>0.915</b>	0.334	4/4/18	1.59	0.29	0.64	<b>0.343</b>	<b>0.316</b>	<b>1.590</b>	0.295	7/9/18
Nickel	µg/L	3.85	2.58	33.1%	4.43	3.47	3.85	<b>3.89</b>	<b>3.47</b>	<b>3.61</b>	4.43	4/4/18	3.31	1.87	2.58	<b>3.09</b>	<b>2.03</b>	<b>1.87</b>	3.31	7/9/18
	lbs/day	0.62	0.59	4.0%	0.85	0.49	0.62	<b>0.851</b>	<b>0.585</b>	<b>0.488</b>	0.551	4/4/18	0.94	0.35	0.59	<b>0.683</b>	<b>0.349</b>	<b>0.938</b>	0.407	7/9/18
Selenium	µg/L	0.65	0.20	69.3%	0.74	0.57	0.65	<b>0.573</b>	<b>0.596</b>	<b>0.695</b>	0.740	4/4/18	0.26	0.14	0.20	<b>0.141 J</b>	<b>0.26 U</b>	<b>0.188 J</b>	0.21 J	7/9/18
	lbs/day	0.10	0.05	52.4%	0.10	0.09	0.10	<b>0.125</b>	<b>0.100</b>	<b>0.094</b>	0.092	4/4/18	0.09	0.03	0.05	<b>0.031</b>	<b>0.045</b>	<b>0.094</b>	0.026	7/9/18
Silver	µg/L	0.31	0.23	26.4%	0.37	0.23	0.31	<b>0.232 J</b>	<b>0.298 J</b>	<b>0.371 J</b>	0.337 J	4/4/18	0.67	0.04	0.23	<b>0.670 U</b>	<b>0.134 U</b>	<b>0.057 U</b>	0.07 U	7/9/18
	lbs/day	0.05	0.05	-2.7%	0.05	0.04	0.05	<b>0.051</b>	<b>0.050</b>	<b>0.050</b>	0.042	4/4/18	0.15	0.01	0.05	<b>0.148 U</b>	<b>0.023</b>	<b>0.019</b>	0.009	7/9/18
Thallium	µg/L	0.00	0.00	U	0.00	0.00	0.00	<b>0.072</b>	<b>0.056</b>	<b>0.045</b>	0.041	4/4/18	0.00	0.00	0.00	<b>0.330 U</b>	<b>0.660 U</b>	<b>0.330 U</b>	0.330 U	7/9/18
	lbs/day	0.00	0.00	U	0.00	0.00	0.00	<b>0.072</b>	<b>0.056</b>	<b>0.045</b>	0.041	4/4/18	0.00	0.00	0.00	<b>0.073</b>	<b>0.113</b>	<b>0.166</b>	0.041	7/9/18
Zinc	µg/L	117.70	34.08	71.0%	192	94.0	117.70	<b>88.8</b>	<b>115</b>	<b>135</b>	132	4/4/18	38.50	31.00	34.08	<b>31.0</b>	<b>35.7</b>	<b>38.6</b>	31	7/9/18
	lbs/day	18.36	9.04	50.8%	19.43	16.41	18.36	<b>19.426</b>	<b>19.374</b>	<b>18.240</b>	16.414	4/4/18	19.36	3.81	9.04	<b>6.851</b>	<b>6.130</b>	<b>19.361</b>	3.808	7/9/18

J - The result is considered estimated  
 U - The result is considered not detected (non-detect)  
 UI - The analyte is considered not detected and considered estimated.  
 Bold - The analyte was present in the sample.  
<sup>1</sup>Maximum, minimum, and average flows were calculated based on flows measured continuously throughout the year







Table 3-3  
Organic Toxic Pollutants Summary

Parameter	CTP			NETP	
	Influent	Effluent	Biosolids	Influent	Effluent
	1/4/2018	1/4/2018	1/3/2018	1/4/2018	1/4/2018
<b>Volatiles in ug/L</b>					
1,1,1-Trichloroethane	0.009 U	0.009 U	74 U	0.009 U	0.009 U
1,1,2,2-Tetrachloroethane	0.009 U	0.009 U	150 UJ	0.009 U	0.009 U
1,1,2-Trichloroethane	0.08 U	0.08 U	150 UJ	0.08 U	0.08 U
1,1-Dichloroethane	0.08 U	0.08 U	74 UJ	0.08 U	0.08 U
1,1-Dichloroethene	0.08 U	0.08 U	150 UJ	0.08 U	0.08 U
1,2-Dichlorobenzene	0.06 U	0.06 U	150 UJ	0.06 U	0.06 U
1,2-Dichloroethane	0.08 U	0.08 U	150 UJ	0.08 U	0.08 U
1,2-Dichloropropane	0.06 U	0.06 U	74 UJ	0.06 U	0.06 U
1,3-Dichlorobenzene	0.08 U	0.08 U	150 UJ	0.08 U	0.08 U
1,4-Dichlorobenzene	<b>0.7</b>	<b>0.5</b>	<b>250 J</b>	<b>0.1 J</b>	<b>0.1 J</b>
2-Chloroethyl vinyl ether	0.08 U	0.08 U	62 UJ	0.08 U	0.08 U
Acrolein	1.0 U	1.0 U		1.0 U	1.0 U
Acrylonitrile	1.4 U	1.4 U	800 UJ	1.4 U	1.4 U
Benzene	<b>0.4 J</b>	0.04 U	100 UJ	0.04 U	0.04 U
Bromodichloromethane	0.04 U	0.04 U	45 UJ	0.04 U	0.04 U
Bromoform	0.1 U	0.1 U	120 UJ	0.1 U	0.1 U
Bromomethane	0.2 U	0.2 U	<b>1100 J</b>	0.2 U	0.2 U
Carbon Tetrachloride	0.09 U	0.09 U	86 UJ	0.09 U	0.09 U
Chlorobenzene	0.07 U	0.07 U	71 UJ	0.07 U	0.07 U
Chloroethane	0.09 U	0.09 U	160 UJ	0.09 U	0.09 U
Chloroform	<b>1.8</b>	<b>1.5</b>	80 UJ	<b>0.7</b>	<b>0.9</b>
Chloromethane	0.05 U	<b>0.06</b>	<b>450 J</b>	<b>0.08 J</b>	<b>4.4</b>
cis-1,3-Dichloropropene	0.08 U	0.08 U	76 UJ	0.08 U	0.08 U
Dibromochloromethane	0.04 U	0.04 U	120 UJ	0.04 U	0.04 U
Ethylbenzene	<b>0.3 J</b>	<b>0.06 J</b>	150 UJ	0.05 U	0.05 U
m/p-Xylene	<b>1.4</b>	<b>0.1 J</b>	300 UJ	<b>0.1 J</b>	<b>0.1 J</b>
Methylene Chloride	<b>0.2 J</b>	<b>0.2 J</b>	220 UJ	0.05 U	0.05 U
o-Xylene	<b>0.6</b>	<b>0.1 J</b>	150 UJ	<b>0.07 J</b>	<b>0.09 J</b>
Styrene	<b>0.2 J</b>	<b>0.05 U</b>	150 UJ	<b>0.06 J</b>	<b>0.1 J</b>
Tetrachloroethene	0.06 U	0.06 U	150 UJ	0.06 U	0.06 U
Toluene	<b>1.3</b>	<b>0.3 J</b>	150 UJ	<b>0.7</b>	<b>0.5</b>
trans-1,2-Dichloroethene	0.1 U	0.1 U	150 UJ	0.1 U	0.1 U
trans-1,3-Dichloropropene	0.1 U	0.1 U	150 UJ	0.1 U	0.1 U
Trichloroethene	0.07 U	0.07 U	150 UJ	0.07 U	0.07 U
Trichlorofluoromethane	0.06 U	0.06 U	150 UJ	0.06 U	0.06 U
Vinyl Chloride	0.1 U	0.1 U	150 UJ	0.1 U	0.1 U

Parameter	CTP			NETP	
	Influent	Effluent	Biosolids	Influent	Effluent
	3/7/2017	3/7/2017	3/7/2017	7/11/2017	7/11/2017
<b>Semi - Volatiles in ug/L</b>					
1,2,4-Trichlorobenzene	0.3 U	0.3 U	505 U	0.3 U	0.3 U
1,2-Diphenylhydrazine	<b>0.5 J</b>	<b>0.3 J</b>	<b>576 J</b>	<b>0.4 J</b>	<b>0.3 J</b>
2,2-oxylbis(1-chloropropane)	0.2 U	0.2 U	389 U	0.2 U	0.2 U
2,4,6-Trichlorophenol	0.3 U	0.3 U	473 U	0.3 U	0.3 U
2,4-Dichlorophenol	0.3 U	0.3 U	530 U	0.3 U	0.3 U
2,4-Dimethylphenol	0.7 U	0.7 U	983 U	0.7 U	0.7 U
2,4-Dinitrophenol	5.5 U	5.5 U	191 U	5.5 U	5.5 U
2,4-Dinitrotoluene	0.6 U	0.6 U	299 U	0.6 U	0.6 U
2,6-Dinitrotoluene	0.8 U	0.8 U	410 U	0.8 U	0.8 U
2-Chloronaphthalene	0.2 U	0.2 U	418 U	0.2 U	0.2 U
2-Chlorophenol	0.3 U	0.3 U	433 U	0.3 U	0.3 U
2-Methyl-4,6-dinitrophenol	0.4 U	0.4 U	239 U	0.4 U	0.4 U
2-Nitrophenol	0.7 U	0.7 U	465 U	0.7 U	0.7 U
3 & 4-Methylphenol	<b>19</b>	0.2 U		<b>16</b>	<b>6.6</b>
3,3-Dichlorobenzidine	1.7 U	<b>R</b>	430 U	1.7 U	1.7 U
3-Methylcholanthrene	0.4 U	0.4 U		0.4 U	0.4 U
4-Bromophenyl phenyl ether	0.3 U	0.3 U	468 U	0.3 U	0.3 U
4-Chloro-3-methylphenol	0.2 U	0.2 U	550 U	0.2 U	0.2 U
4-Chlorophenyl phenyl ether	0.2 U	0.2 U	437 U	0.2 U	0.2 U
4-Nitrophenol	1.6 U	1.6 U	298 U	1.6 U	1.6 U
Acenaphthene	0.3 U	0.3 U	474 U	0.3 U	0.3 U
Acenaphthylene	0.2 U	0.2 U	451 U	0.2 U	0.2 U
Aniline	<b>0.4 J</b>	0.2 U		<b>0.2 J</b>	0.2 U
Anthracene	0.2 U	0.2 U	482 U	0.2 U	0.2 U
Benidine	2.1 U	<b>R</b>	<b>R</b>	2.1 U	2.1 U
Benzo(a)anthracene	0.2 U	0.2 U	522 U	0.2 U	0.2 U
Benzo(a)pyrene	0.3 U	0.3 U	418 U	0.3 U	0.3 U
Benzo(b,j,k)fluoranthene	0.9 U	0.9 U		0.9 U	0.9 U
Benzo(b,k)fluoranthenes			973 U		
Benzo(g,h,i)perylene	0.2 U	0.2 U	414 U	0.2 U	0.2 U
Benzoic Acid	<b>30 J</b>			<b>17 J</b>	<b>2.2 J</b>
bis(2-Chloroethoxy)methane	0.3 U	0.3 U	524 U	0.3 U	0.3 U
bis(2-Chloroethyl)ether	0.3 U	0.3 U	499 U	0.3 U	0.3 U
bis(2-Ethylhexyl)phthalate	<b>6.7</b>	<b>45</b>	<b>50700</b>	<b>17</b>	<b>29</b>
Butyl benzyl phthalate	<b>0.9 J</b>	0.3 U	<b>2220</b>	<b>1.4</b>	<b>0.6 J</b>
Carbazole	0.1 U	0.1 U		0.1 U	0.1 U

J - The result is considered estimated  
U - The result is considered not detected (non-detect).  
UJ - The analyte is considered not detected and considered estimated.  
Bold - The analyte was present in the sample.  
R - The analyte was not usable.

Table 3-3  
Organic Toxic Pollutants Summary

Parameter	CTP			NETP	
	Influent	Effluent	Biosolids	Influent	Effluent
	1/4/2018	1/4/2018	1/3/2018	1/4/2018	1/4/2018
Parameter	CTP			NETP	
	Influent	Effluent	Biosolids	Influent	Effluent
	3/7/2017	3/7/2017	3/7/2017	7/11/2017	7/11/2017
<b>Semi - Volatiles in ug/L</b>					
Chrysene	0.2 U	0.2 U	<b>463 J</b>	0.2 U	0.2 U
Dibenz(a,h)acridine	0.4 U	0.4 U		0.4 U	0.4 U
Dibenz(a,h)anthracene	0.2 U	0.2 U	389 U	0.2 U	0.2 U
Dibenz(a,j)acridine	0.4 U	0.4 U		0.4 U	0.4 U
Dibenzo(a,e)pyrene	0.5 U	0.5 U		0.5 U	0.5 U
Dibenzo(a,h)pyrene	0.3 U	0.3 U		0.3 U	0.3 U
Dibenzo(a,i)pyrene	0.6 U	0.6 U		0.6 U	0.6 U
Diethylphthalate	2.6 UJ	0.6 UJ	447 U	<b>3.1 J</b>	1.2 U
Dimethyl phthalate	<b>0.2 J</b>	0.2 U	458 U	0.2 U	0.2 U
Di-n-butylphthalate	<b>1.3</b>	<b>0.2 J</b>	<b>838 J</b>	<b>1.1</b>	<b>0.3 J</b>
Di-n-Octyl phthalate	0.5 U	0.5 U	<b>1580</b>	0.5 U	0.5 U
Fluoranthene	0.08 U	0.08 U	<b>820 J</b>	0.08 U	0.08 U
Fluorene	0.2 U	0.2 U	445 U	0.2 U	0.2 U
Hexachlorobenzene	0.2 U	0.2 U	463 U	0.2 U	0.2 U
Hexachlorobutadiene	0.4 U	0.4 U	491 U	0.4 U	0.4 U
Hexachlorocyclopentadiene	0.4 U	0.4 U	385 U	0.4 U	0.4 U
Hexachloroethane	0.3 U	0.3 U	463 U	0.3 U	0.3 U
Indeno(1,2,3-c,d)pyrene	0.2 U	0.2 U	467 U	0.2 U	0.2 U
Isophorone	0.2 U	0.2 U	515 U	0.2 U	0.2 U
Naphthalene	<b>0.6 J</b>	0.2 U	526 U	0.2 U	0.2 U
Nitrobenzene	0.4 U	0.4 U	488 U	0.4 U	0.4 U
N-Nitrosodimethylamine	1.3 U	1.3 U	481 U	1.3 U	1.3 U
N-Nitroso-di-n-propylamine	0.4 U	0.4 U	453 U	0.4 U	0.4 U
N-Nitrosodiphenylamine	0.4 U	0.4 U	398 U	0.4 U	0.4 U
Pentachlorophenol	4.1 U	4.1 U	447 U	4.1 U	4.1 U
Perylene	0.3 U	0.3 U		0.3 U	0.3 U
Phenanthrene	<b>0.2 J</b>	0.2 U	<b>856 J</b>	0.2 U	0.2 U
Phenol	<b>6.3</b>	<b>0.2 J</b>	<b>2040</b>	<b>6.8</b>	<b>0.8 J</b>
Pyrene	0.1 U	0.1 U	<b>1030 J</b>	0.1 U	0.1 U
Pyridine	<b>0.8 J</b>	<b>0.4 J</b>		<b>1.0 J</b>	<b>0.4 J</b>

Parameter	CTP			NETP	
	Influent	Effluent	Biosolids	Influent	Effluent
	3/7/2017	3/7/2017	3/7/2017	7/11/2017	7/11/2017
<b>PCBs in ug/L</b>					
Aroclor-1016	0.109 U	0.104 U	5 U	0.12 U	0.12 U
Aroclor-1221	0.109 U	0.104 U	5 U	0.12 U	0.12 U
Aroclor-1232	0.109 U	0.104 U	5 U	0.12 U	0.12 U
Aroclor-1242	0.109 U	0.104 U	3 U	0.12 U	0.12 U
Aroclor-1248	0.109 U	0.104 U	3 U	0.12 U	0.12 U
Aroclor-1254	0.109 U	0.104 U	3 U	0.12 U	0.12 U
Aroclor-1260	0.109 U	0.104 U	3 U	0.12 U	0.12 U

Parameter	CTP			NETP	
	Influent	Effluent	Biosolids	Influent	Effluent
	3/7/2017	3/7/2017	3/7/2017	7/11/2017	7/11/2017
<b>Pesticides in ug/L</b>					
4,4-DDD	0.011 UJ	0.005 U	39 U	0.025 U	0.010 U
4,4-DDE	0.020 UJ	0.009 U	26 U	0.045 U	0.018 U
4,4-DDT	0.011 UJ	0.005 U	30 R	0.025 U	0.010 U
Aldrin	0.041 UJ	0.019 U	28 UJ	0.095 U	0.038 U
alpha-BHC	0.017 UJ	0.008 U	35 U	0.04 U	0.016 U
alpha-Chlordane	0.017 UJ	0.008 U	26 U	0.04 U	0.016 U
beta-BHC	0.011 UJ	0.008 U	32 U	0.025 U	0.010 U
delta-BHC	0.013 UJ	0.006 U	20 U	0.03 U	0.012 U
Dieldrin	0.013 UJ	0.006 U	24 U	0.03 U	0.012 U
Endosulfan I	0.013 UJ	0.006 U	24 U	0.03 U	0.012 U
Endosulfan II	0.009 UJ	0.004 U	27 UJ	0.02 U	0.008 U
Endosulfan sulfate	0.009 UJ	0.004 U	26 UJ	0.02 U	0.008 U
Endrin	0.013 UJ	0.006 U	20 U	0.03 U	0.012 U
Endrin Aldehyde	0.017 UJ	0.008 U	23 UJ	0.04 U	0.016 U
Endrin Ketone	0.022 UJ	0.010 U	27 UJ	0.050 U	0.020 U
gamma-BHC (Lindane)	0.013 UJ	0.006 U	28 UJ	0.03 U	0.012 U
gamma-Chlordane	0.024 UJ	0.011 U	27 U	0.055 U	0.022 U
Heptachlor	0.035 UJ	0.016 U	26 UJ	0.08 U	0.032 U
Heptachlor Epoxide	0.013 UJ	0.006 U	26 U	0.03 U	0.012 U
Methoxychlor	0.011 UJ	0.005 U	32 R	0.025 U	0.010 U
Toxaphene	0.404 UJ	0.186 U	61 R	0.93 U	0.372 U

J - The result is considered estimated  
U - The result is considered not detected (non-detect).  
UJ - The analyte is considered not detected and considered estimated.  
Bold - The analyte was present in the sample.  
R - The analyte was not usable.

Table 3-4  
North End Wastewater Treatment Plant Metal Evaluation

Parameter	Unit	NETP - Removal Efficiencies			NETP - Inflow Metal Analysis							NETP - Effluent Metal Analysis						
		Influent	Effluent	% Removal	Maximum	Minimum	Average	Sample Date			Maximum	Minimum	Average	Sample Date				
								1/4/18	4/4/18	7/12/18				10/18/18	1/4/18	4/4/18	7/12/18	10/18/18
Average Flow <sup>1</sup>	mgd				12.6	3.0	4.3	4.5	4.1	3.3	3.6	12.6	3.0	4.3	4.5	4.1	3.3	3.6
Antimony	µg/L	0.78	1.14	46.0%	1.14	0.42	0.78	<b>0.422 J</b>	<b>0.620</b>	<b>0.506</b>	1.140 U	1.14	1.14	1.14	<b>0.414 J</b>	<b>0.308 J</b>	0.310 U	1.14 U
	bs/day	0.02	0.034	36.7%	0.03	0.02	0.02	<b>0.016</b>	<b>0.021</b>	<b>0.014</b>	<b>0.034</b>	0.03	0.03	0.03	<b>0.015</b>	<b>0.011</b>	<b>0.009</b>	<b>0.034</b>
Arsenic	µg/L	1.44	0.84	41.6%	1.66	1.23	1.44	<b>1.24</b>	<b>1.23</b>	<b>1.61</b>	<b>1.66</b>	0.95	0.74	0.84	<b>0.737</b>	<b>0.735</b>	<b>0.95</b>	<b>0.93</b>
	bs/day	0.05	0.03	41.5%	0.05	0.04	0.05	<b>0.046</b>	<b>0.042</b>	<b>0.044</b>	<b>0.049</b>	0.03	0.03	0.03	<b>0.027</b>	<b>0.025</b>	<b>0.026</b>	<b>0.028</b>
Beryllium	µg/L	0.00	0.00	U	0.00	0.23	0.23	0.230 U	0.230 U	0.230 U	0.230 U	0.00	0.23	0.23	0.230 U	0.230 U	0.230 U	0.230 U
	bs/day	0.00	0.000	U	0.01	0.01	0.01	<b>0.009</b>	<b>0.008</b>	<b>0.006</b>	<b>0.007</b>	0.01	0.01	0.01	<b>0.009</b>	<b>0.008</b>	<b>0.006</b>	<b>0.007</b>
Cadmium	µg/L	0.14	0.05	65.3%	0.18	0.09	0.14	<b>0.122 J</b>	<b>0.094 J</b>	<b>0.176 J</b>	<b>0.17 J</b>	0.07	0.04	0.05	0.043 U	0.043 U	0.043 U	0.065 U
	bs/day	0.00	0.002	64.8%	0.01	0.00	0.00	<b>0.005</b>	<b>0.003</b>	<b>0.005</b>	<b>0.005</b>	0.01	0.00	0.00	<b>0.002</b>	<b>0.001</b>	<b>0.001</b>	<b>0.002</b>
Chromium	µg/L	4.04	0.90	77.7%	6.40	1.05	4.04	<b>1.05</b>	<b>4.27</b>	<b>4.45</b>	<b>6.4</b>	2.84	0.21	0.90	<b>0.206 J</b>	<b>2.84</b>	<b>0.241 J</b>	0.32 U
	bs/day	0.12	0.030	75.7%	0.19	0.04	0.12	<b>0.039</b>	<b>0.446</b>	<b>0.122</b>	<b>0.190</b>	0.10	0.01	0.03	<b>0.008</b>	<b>0.097</b>	<b>0.007</b>	<b>0.010</b>
Copper	µg/L	32.75	4.65	85.8%	53.10	13.20	32.75	<b>13.2</b>	<b>34.4</b>	<b>53.1</b>	<b>30.3</b>	7.33	3.34	4.65	<b>3.34</b>	<b>7.33</b>	<b>4.53</b>	<b>3.39</b>
	bs/day	1.01	0.150	85.1%	1.46	0.49	1.01	<b>0.490</b>	<b>1.179</b>	<b>1.461</b>	<b>0.900</b>	0.25	0.10	0.15	<b>0.124</b>	<b>0.251</b>	<b>0.125</b>	<b>0.101</b>
Lead	µg/L	6.40	0.40	93.8%	9.60	3.37	6.40	<b>3.37</b>	<b>5.37</b>	<b>7.25</b>	<b>9.6</b>	0.58	0.30	0.40	<b>0.312 J</b>	<b>0.576</b>	<b>0.299 J</b>	<b>0.4 J</b>
	bs/day	0.20	0.013	93.5%	0.29	0.13	0.20	<b>0.125</b>	<b>0.184</b>	<b>0.200</b>	<b>0.285</b>	0.02	0.01	0.01	<b>0.012</b>	<b>0.020</b>	<b>0.008</b>	<b>0.012</b>
Mercury	µg/L	0.08	0.00	95.2%	0.19	0.01	0.08	<b>0.013 J</b>	<b>0.0395</b>	<b>0.096</b>	<b>0.191</b>	0.01	0.00	0.00	0.008 U	0.0035 J	0.0018 J	0.0028 J
	bs/day	0.00	0.000	94.5%	0.006	0.000	0.003	<b>0.0005</b>	<b>0.001</b>	<b>0.003</b>	<b>0.006</b>	0.0003	0.0000	0.0001	<b>0.0003</b>	<b>0.0001</b>	<b>0.00005</b>	<b>0.0001</b>
Molybdenum	µg/L	0.90	0.85	5.0%	1.10	0.49	0.90	<b>0.491 J</b>	<b>0.714</b>	<b>1.10 U</b>	<b>1.1</b>	1.10	0.61	0.85	<b>0.445 J</b>	<b>0.372 J</b>	1.100 U	0.605 J
	bs/day	0.03	0.02	26.2%	0.03	0.02	0.03	<b>0.018</b>	<b>0.024</b>	<b>0.030</b>	<b>0.033</b>	0.03	0.02	0.02	<b>0.017</b>	<b>0.013</b>	<b>0.030</b>	<b>0.018</b>
Nickel	µg/L	2.53	1.40	44.6%	3.02	1.75	2.53	<b>1.75</b>	<b>2.46</b>	<b>2.9</b>	<b>3.02</b>	1.45	1.35	1.40	<b>1.35</b>	<b>1.39</b>	<b>1.45</b>	<b>1.42</b>
	bs/day	0.08	0.045	43.6%	0.09	0.06	0.08	<b>0.065</b>	<b>0.084</b>	<b>0.080</b>	<b>0.090</b>	0.05	0.04	0.04	<b>0.050</b>	<b>0.048</b>	<b>0.040</b>	<b>0.042</b>
Selenium	µg/L	0.63	0.25	59.9%	0.69	0.47	0.63	<b>0.466 J</b>	<b>0.685</b>	<b>0.69</b>	<b>0.669</b>	0.29	0.20	0.25	0.201 J	<b>0.29 J</b>	<b>0.267 J</b>	<b>0.249 J</b>
	bs/day	0.02	0.008	59.6%	0.02	0.02	0.02	<b>0.017</b>	<b>0.023</b>	<b>0.019</b>	<b>0.020</b>	0.01	0.01	0.01	<b>0.007</b>	<b>0.010</b>	<b>0.007</b>	<b>0.007</b>
Silver	µg/L	0.19	0.07	65.3%	0.27	0.10	0.19	<b>0.099 J</b>	<b>0.183 J</b>	<b>0.274 J</b>	<b>0.217 J</b>	0.07	0.07	0.07	<b>0.067</b>	<b>0.067</b>	<b>0.067</b>	<b>0.067</b>
	bs/day	0.01	0.002	64.0%	0.01	0.00	0.01	<b>0.004</b>	<b>0.006</b>	<b>0.008</b>	<b>0.006</b>	0.00	0.00	0.00	<b>0.002</b>	<b>0.002</b>	<b>0.002</b>	<b>0.002</b>
Thallium	µg/L	0.00	0.00	U	0.00	0.33	0.00	0.330 U	0.330 U	0.330 U	0.330 U	0.00	0.33	0.00	0.330 U	0.33 U	0.330 U	0.330 U
	bs/day	0.00	0.000	U	0.01	0.01	0.01	<b>0.012</b>	<b>0.011</b>	<b>0.009</b>	<b>0.010</b>	0.01	0.01	0.01	<b>0.012</b>	<b>0.011</b>	<b>0.009</b>	<b>0.010</b>
Zinc	µg/L	100.30	24.68	75.4%	123.00	55.20	100.30	<b>55.2</b>	<b>101</b>	<b>122</b>	<b>123</b>	30.3	22.4	24.7	<b>22.4</b>	<b>30.3</b>	<b>23.3</b>	<b>22.7</b>
	bs/day	3.13	0.796	74.6%	3.65	2.05	3.13	<b>2.049</b>	<b>3.462</b>	<b>3.358</b>	<b>3.652</b>	1.0	0.6	0.8	<b>0.831</b>	<b>1.039</b>	<b>0.641</b>	<b>0.674</b>

J - The result is considered estimated

U - The result is considered not detected (non-detect).

UJ - The analyte is considered not detected and considered estimated.

Bold - The analyte was present in the sample.

<sup>1</sup> Maximum, minimum, and average flows were calculated based on flows measured continuously throughout the year





Table 3-5  
North End Wastewater Treatment Plant Cyanide, HEM and Total Phenols Summary

Parameter	Unit	Average Concentration			NETP - Influent Cyanide, HEM, and Total Phenols Analysis							NETP - Effluent Cyanide, HEM, and Total Phenols Analysis						
		Influent	Effluent	% Removal	Maximum	Minimum	Average	Sample Data			Maximum	Minimum	Average	Sample Data				
Average Flow <sup>1</sup>	mgd				12.6	3.0	4.3	1/4/18	4/4/18	7/12/18	10/18/18	12.6	3.0	4.3	1/4/18	4/4/18	7/12/18	10/18/18
Cyanide	mg/L	0.000	0.002	U	0.005	0.005	0.005	0.002 U	<b>0.003 J</b>	0.005 U	0.005 U	0.029	0.029	0.029	0.002 U	<b>0.048</b>	<b>0.033</b>	<b>0.029</b>
	lbs/day	0.0000800	0.00005	U	0.00015	0.00015	0.00015	<b>0.00007</b>	<b>0.00010</b>	<b>0.00014</b>	<b>0.00015</b>	0.00005	0.00005	0.00005	<b>0.00007</b>	<b>0.00165</b>	<b>0.00091</b>	<b>0.00086</b>
HEM	mg/L	26.650	3.100	88.4%	39.6	6.300	26.650	<b>6.3</b>	<b>39.6</b>	<b>27.6</b>	<b>33.1</b>	4.300	1.900	3.100	4.3 U	4.3 U	1.9 U	1.9 U
	lbs/day	0.833	0.104	87.5%	1.357	0.234	0.833	<b>0.234</b>	<b>1.357</b>	<b>0.760</b>	<b>0.983</b>	0.1596	0.052	0.104	<b>0.160</b>	<b>0.147</b>	<b>0.052</b>	<b>0.056</b>

J - The result is considered estimated

U - The result is considered not detected (non-detect).

UJ - The analyte is considered not detected and considered estimated.

**Bold - The analyte was present in the sample.**

<sup>1</sup> Maximum, minimum, and average flows were calculated based on flows measured continuously throughout the year



Table 3-6  
City of Tacoma Biosolids Sampling Results - Metals, Cyanide and Total Phenols

Parameter	Unit	Limits		Maximum	Minimum	Average	Sample Date			
		Clean	Ceiling				1/3/18	4/4/18	7/12/18	10/17/18
Antimony	mg/kg			2.84	2.26	2.52	<b>2.54</b>	<b>2.42</b>	<b>2.84 J</b>	<b>2.26</b>
Arsenic	mg/kg	41	75	7.61	5.54	6.36	<b>7.61</b>	<b>5.54</b>	<b>6.47</b>	<b>5.82</b>
Beryllium	mg/kg			0.82	0.05	0.27	<b>0.150 J</b>	0.823 U	<b>0.0677 J</b>	<b>0.0452 J</b>
Cadmium	mg/kg	39	85	1.53	1.26	1.38	<b>1.53</b>	<b>1.26</b>	<b>1.37</b>	<b>1.36</b>
Chromium	mg/kg			22.40	17.90	19.35	<b>22.4</b>	<b>18.7</b>	<b>17.9</b>	<b>18.4</b>
Copper	mg/kg	1,500	4,300	279	228	262.25	<b>272</b>	<b>228</b>	<b>279</b>	<b>270</b>
Lead	mg/kg	300	840	43.40	31.40	38.88	<b>43.4 J</b>	<b>31.4</b>	<b>39.1</b>	<b>41.6</b>
Mercury	mg/kg	17	57	0.621	0.423	0.52775	<b>0.621</b>	<b>0.423</b>	<b>0.574</b>	<b>0.493</b>
Molybdenum	mg/kg	75	75	7.68	5.38	6.55	<b>5.93</b>	<b>5.38</b>	<b>7.68</b>	<b>7.21</b>
Nickel	mg/kg	420	420	19.3	13.8	15.475	<b>19.3</b>	<b>14.9</b>	<b>13.9</b>	<b>13.8</b>
Selenium	mg/kg	100	100	5.46	4.88	5.04	<b>4.89</b>	<b>4.94</b>	<b>5.46</b>	<b>4.88</b>
Silver	mg/kg			3.87	1.98	2.6425	<b>2.22</b>	<b>2.50</b>	<b>3.87</b>	<b>1.98 J</b>
Thallium	mg/kg			0.46	0.03	0.17	<b>0.130 J</b>	<b>0.0270 J</b>	<b>0.457 J</b>	<b>0.0476 J</b>
Zinc	mg/kg	2,800	7,500	844	678	777	<b>789</b>	<b>678</b>	<b>844</b>	<b>797</b>
Total Cyanide	mg/kg			7.13	5.61	6.61	7.10 U		<b>5.61 J</b>	7.13 U
Total Phenols	mg/kg			167	115	134.75	<b>167</b>	<b>138</b>	<b>115 J</b>	<b>119</b>

J - The result is considered estimated

U - The result is considered not detected (non-detect)

JJ - The analyte is considered not detected and considered estimated

**Bold - The analyte was present in the sample**



## 4.0 LOCAL LIMITS EVALUATION

---

Local discharge limits are developed to protect wastewater treatment plant operations and ensure that effluent discharges meet state and federal discharge requirements. The current local limitations on wastewater strength placed on discharges to the municipal sanitary sewer are codified in Tacoma Municipal Code (TMC), Chapter 12.08.040 (see table below).

<b>TMC 12.08.040 Limitations on Wastewater Strength<sup>1</sup></b>	
Arsenic, total	0.1 mg/L
Cadmium, total	0.25 mg/L
Chromium, hexavalent	0.25 mg/L
Chromium, total	1.0 mg/L
Copper, total	1.0 mg/L
Cyanide, total	0.64 mg/L
Lead, total	0.4 mg/L
Mercury, total	0.05 mg/L
Molybdenum, total	1.0 mg/L
Nickel, total	1.0 mg/L
Selenium, total	0.1 mg/L
Silver, total	0.2 mg/L
Zinc, total	2.0 mg/L
Petroleum Hydrocarbons (SGT-HEM)	50 mg/L

<sup>1</sup>Maximum Daily Limits

### 4.1 LOCAL LIMITS DEVELOPMENT

During 2018, the City contracted with CWA Consulting Services (CWACS) to evaluate and revise technically-based local limits for both the Central Treatment Plant (CTP) and the North End Treatment Plant (NETP). The revised local limits have been submitted to Ecology for informal review and comment. During 2019, the City will submit a substantial modification to Ecology and adopt the new local limits into the City's legal authority.

### 4.2 2018 MAHL EVALUATION

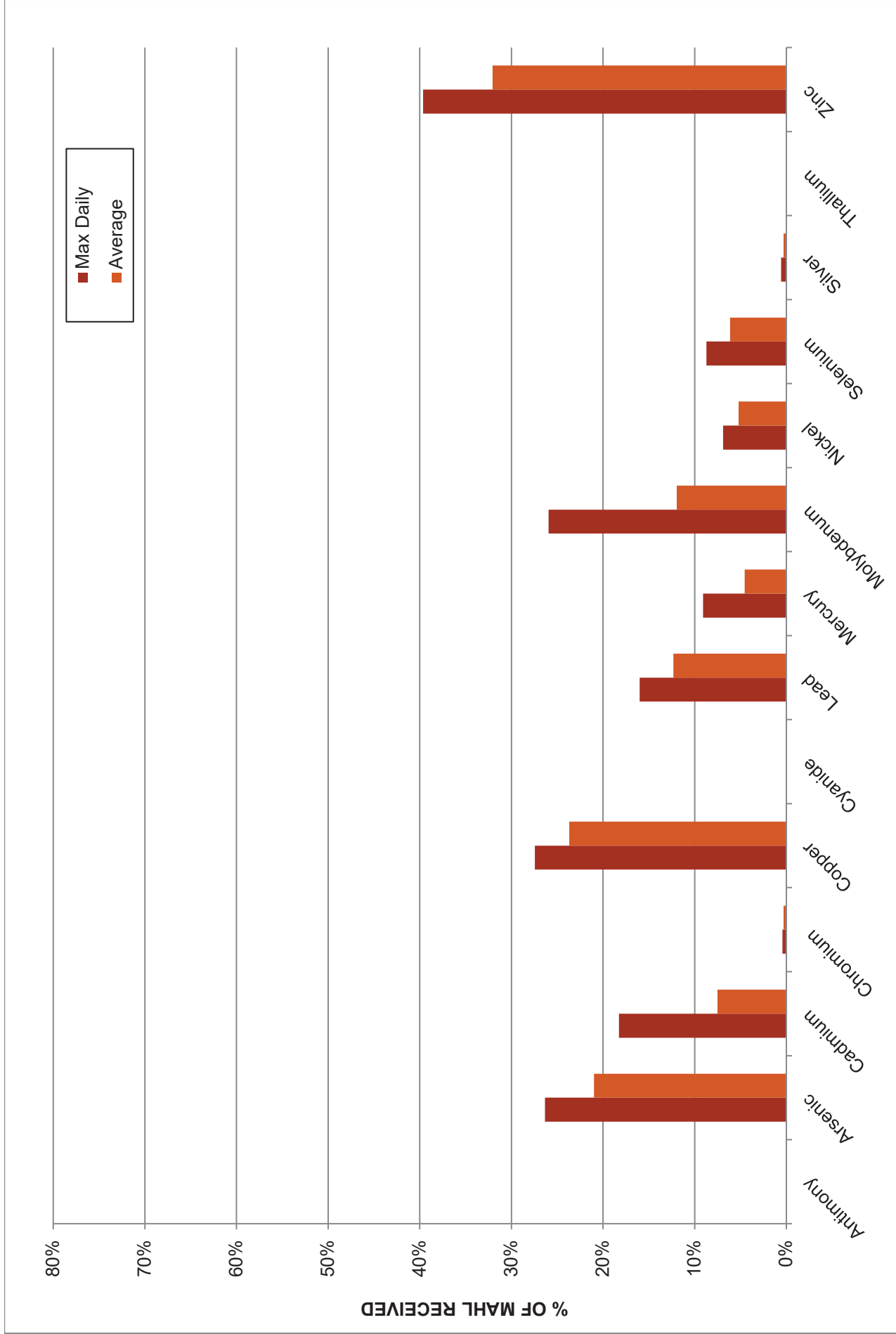
To evaluate the effectiveness of the current local discharge limits, the 2018 average and maximum daily influent loading for each pollutant of concern (POC) was compared to the calculated maximum allowable headworks loading (MAHL) established during the local limits evaluation in 2014 (Table 4-2). EPA recommends re-evaluating local limits when the average influent loading of a POC exceeds 60% of the MAHL or the maximum daily loading exceeds 80% of MAHL (EPA, 2004-A)

As shown in Table 4-3 and Figure 4-1, 11 of the 14 POCs exhibited an average loading below 15% of the calculated MAHL. Zinc exhibited the highest percentage of the MAHL received at CTP during 2018.

As shown in Table 4-3 and Figure 4-1, with the exception of zinc, all other POCs exhibited a maximum loading below 30% of the MAHL. The maximum daily loading for zinc was approximately 40% of the calculated MAHL. Both the average and maximum percentages for all POCs fall below the EPA 80%/60% rule discussed above. The higher zinc values could be attributed to high domestic contributions for zinc as exhibited in the NETP data (Table 3-4).



**Figure 4-1**  
**A Comparison of 2013 CTP Loadings and Calculated MAHL**





## Table 4-1 Central Wastewater Treatment Plant 2014 Local Limits Evaluation - Basic Data

Name of Facility: City of Tacoma Central Wastewater Treatment Plant  
 Point of Contact: Kurt Fremont  
 Person Entering Data: Laura Nokes  
 Reviewer: Dan C. Thompson

General Information	Values
Receiving Water Hardness (if fresh)	30
(M)arine, (F)resh, or (B)oth Discharges	M
Sludge: Class A (A) or (C)eiling level	A
Plant: (A)ctivated sludge or (O)ther	A
Sludge Digestion Occurs (Y)es or(N)o	Y
Total Plant Flow (in MGD)	21.3 MGD
Domestic Flow (in MGD)	17.3 MGD
Industrial Flow (in MGD)	1. MGD
Infiltration/Inflow (by subtraction)	3. MGD
Acute Dilution Factor	22. : 1
Chronic Dilution Factor	145. : 1
Dilution Factor for Human Health Based WQ	148. : 1
Digester Flow (in MGD)	0.172 MGD
Dry Sludge Production Rate (US Tons/day)	26.08 T/D



Table 4-2  
Central Wastewater Treatment Plant 2014 Local Limit Evaluation - Calculated MAHL

Part I: GENERAL INFORMATION		Central Wastewater Treatment Plant 2014 Local Limit Evaluation - Calculated MAHL														
Receiving Water Hardness (if fresh)	Antimony	Arsenic(T)	Arsenic(+5)	Cadmium	Chr. (46)	Chrome (T)	Copper	Cyanide	Lead	Mercury	Molybdenum	Nickel	Selenium	Silver	Thallium	Zinc
M (Majine, F fresh, or B) (Both Discharges)	21.3 MGD	21.3 MGD	21.3 MGD	21.3 MGD	21.3 MGD	21.3 MGD	21.3 MGD	21.3 MGD	21.3 MGD	21.3 MGD	21.3 MGD	21.3 MGD	21.3 MGD	21.3 MGD	21.3 MGD	21.3 MGD
A (Sludge, Class A (A) or C) (all levels)	17.3 MGD	17.3 MGD	17.3 MGD	17.3 MGD	17.3 MGD	17.3 MGD	17.3 MGD	17.3 MGD	17.3 MGD	17.3 MGD	17.3 MGD	17.3 MGD	17.3 MGD	17.3 MGD	17.3 MGD	17.3 MGD
Y (Plant, A) (Activated sludge or C) (Other)	1 MGD	1 MGD	1 MGD	1 MGD	1 MGD	1 MGD	1 MGD	1 MGD	1 MGD	1 MGD	1 MGD	1 MGD	1 MGD	1 MGD	1 MGD	1 MGD
Y (Sludge Digestion Occurs (Y/N))	3 MGD	3 MGD	3 MGD	3 MGD	3 MGD	3 MGD	3 MGD	3 MGD	3 MGD	3 MGD	3 MGD	3 MGD	3 MGD	3 MGD	3 MGD	3 MGD
	22.1	22.1	22.1	22.1	22.1	22.1	22.1	22.1	22.1	22.1	22.1	22.1	22.1	22.1	22.1	22.1
	145.1	145.1	145.1	145.1	145.1	145.1	145.1	145.1	145.1	145.1	145.1	145.1	145.1	145.1	145.1	145.1
	148.1	148.1	148.1	148.1	148.1	148.1	148.1	148.1	148.1	148.1	148.1	148.1	148.1	148.1	148.1	148.1
	0.172 MGD	0.172 MGD	0.172 MGD	0.172 MGD	0.172 MGD	0.172 MGD	0.172 MGD	0.172 MGD	0.172 MGD	0.172 MGD	0.172 MGD	0.172 MGD	0.172 MGD	0.172 MGD	0.172 MGD	0.172 MGD
	26.08 T/D	26.08 T/D	26.08 T/D	26.08 T/D	26.08 T/D	26.08 T/D	26.08 T/D	26.08 T/D	26.08 T/D	26.08 T/D	26.08 T/D	26.08 T/D	26.08 T/D	26.08 T/D	26.08 T/D	26.08 T/D
<b>Part III: CONCENTRATIONS LIMITING THE POTW DUE TO PASS THROUGH OR INTERFERE</b>																
WG Acute criteria, aquatic life (mg/L)	0.07 mg/l	0.0423 mg/l	0.0423 mg/l	0.0423 mg/l	10.3 mg/l	0.0058 mg/l	0.0058 mg/l	0.001 mg/l	0.2208 mg/l	0.00272 mg/l	NA	0.07 mg/l	0.291 mg/l	0.0022 mg/l	2.13 mg/l	0.0951 mg/l
WG Chronic criteria, aquatic life (mg/L)	0.01 mg/l	0.013 mg/l	0.013 mg/l	0.013 mg/l	NA	0.00853 mg/l	0.00853 mg/l	0.001 mg/l	0.00853 mg/l	0.00003 mg/l	NA	0.00853 mg/l	0.071 mg/l	NA	0.0 mg/l	0.0856 mg/l
WG Chronic criteria, human health (mg/L)	4.3 mg/l	NA	NA	NA	NA	NA	NA	220 mg/l	NA	0.00015 mg/l	NA	4.6 mg/l	11 mg/l	NA	0.0063 mg/l	NA
Activated Sludge Inhibition Level	NA	NA	NA	NA	10 mg/l	NA	NA	1 mg/l	NA	0.1 mg/l	NA	1 mg/l	NA	0.25 mg/l	NA	0.3 mg/l
Anaerobic Digester Inhibition Level	NA	20 mg/l	110 mg/l	110 mg/l	NA	40 mg/l	1500 mg/kg	4 mg/l	340 mg/l	NA	NA	10 mg/l	NA	13 mg/l	NA	400 mg/l
Class A Sludge standards (40 CFR 503)	NA	41 mg/kg	NA	38 mg/kg	NA	85 mg/kg	1500 mg/kg	NA	300 mg/kg	17 mg/kg	75 mg/kg	100 mg/kg	100 mg/kg	NA	NA	2800 mg/kg
Sludge ceiling concentration for beneficial use	NA	75 mg/kg	NA	68 mg/kg	NA	4300 mg/kg	840 mg/kg	NA	840 mg/kg	57 mg/kg	75 mg/kg	100 mg/kg	100 mg/kg	NA	NA	7900 mg/kg
POTW Effluent Limits based on EPA's TSD	8.467 mg/l	0.001 mg/l	0.001 mg/l	1.524-356 mg/L	0.866 mg/l	0.148 mg/l	0.866 mg/l	0.148 mg/l	2.086 mg/l	0.006 mg/l	NA	13.0 mg/l	17.297 mg/l	0.331 mg/l	14.080 mg/l	13.728 mg/l
Minimum Inhibition	NA	3.200 mg/l	1.000 mg/l	0.250 mg/l	0.340 mg/l	0.340 mg/l	0.340 mg/l	0.340 mg/l	0.340 mg/l	0.006 mg/l	NA	0.340 mg/l	0.006 mg/l	0.340 mg/l	0.006 mg/l	0.080 mg/l
<b>Part IV: POLLUTANT CONCENTRATION SUMMARY</b>																
Estimated Average Industrial Conc.	0 mg/l	0 mg/l	0 mg/l	0 mg/l	0 mg/l	0 mg/l	0 mg/l	0 mg/l	0 mg/l	0 mg/l	0 mg/l	0 mg/l	0 mg/l	0 mg/l	0 mg/l	0 mg/l
Ambient Concentration (receiving water)	0.000 mg/l	0.0012 mg/l	0.00095 mg/l	0.00095 mg/l	0.0000 mg/l	0.0003 mg/l	0.0009 mg/l	0.0000 mg/l	0.0001 mg/l	0.00006 mg/l	0.0000 mg/l	0.0004 mg/l	0.0000 mg/l	0.0000 mg/l	0.0000 mg/l	0.0024 mg/l
Adjusted Concentration	0.0014 mg/l	0.0244 mg/l	0.0115 mg/l	0.0115 mg/l	0.07303 mg/l	0.00465 mg/l	0.04712 mg/l	0.03333 mg/l	0.00249 mg/l	0.00006 mg/l	0.00363 mg/l	0.0052 mg/l	0.00051 mg/l	0.00182 mg/l	0.00027 mg/l	0.12136 mg/l
Typical Domestic Concentration	0.003 mg/l	0.003 mg/l	0.003 mg/l	0.003 mg/l	0.01 mg/l	0.05 mg/l	0.01 mg/l	0.04 mg/l	0.049 mg/l	0.0003 mg/l	0.01 mg/l	0.02 mg/l	0.001 mg/l	0.005 mg/l	0.001 mg/l	0.01 mg/l
Average Sludge Level (mg/Kg - Dry)	2,789 mg/kg	786 mg/kg	1,589 mg/kg	1,589 mg/kg	30,406 mg/kg	3,652 mg/kg	373 mg/kg	3,652 mg/kg	48,352 mg/kg	1.06 mg/kg	6.73 mg/kg	21.85 mg/kg	4.6 mg/kg	5.25 mg/kg	0.17 mg/kg	707.553 mg/kg
Average Ambient Level (mg/l)	0.0024 mg/l	0.015 mg/l	0.002 mg/l	0.002 mg/l	0.0047 mg/l	0.0035 mg/l	0.0047 mg/l	0.0035 mg/l	0.00649 mg/l	0.0001 mg/l	0.0035 mg/l	0.0052 mg/l	0.00013 mg/l	0.00013 mg/l	0.0003 mg/l	0.1245 mg/l
Average Inflow Level (mg/l)	0.0007 mg/l	0.0017 mg/l	0.0007 mg/l	0.0007 mg/l	0.0122 mg/l	0.0071 mg/l	0.0122 mg/l	0.0071 mg/l	0.0007 mg/l	0.0001 mg/l	0.0037 mg/l	0.0023 mg/l	0.0002 mg/l	0.0003 mg/l	0.0001 mg/l	0.0458 mg/l
<b>Part V: REMOVAL RATES</b>																
Average Primary Removal Rate	#D/V(0)	#D/V(0)	#D/V(0)	#D/V(0)	#D/V(0)	#D/V(0)	#D/V(0)	#D/V(0)	#D/V(0)	#D/V(0)	#D/V(0)	#D/V(0)	#D/V(0)	#D/V(0)	#D/V(0)	#D/V(0)
Average Overall Removal Rate	37.81%	21.17%	59.56%	78.66%	72.49%	27.00%	72.49%	27.00%	63.65%	50.89%	25.34%	45.23%	61.94%	62.06%	66.65%	57.66%
Reference Primary Removal Rate	35.00%	21.00%	33.00%	48.00%	41.00%	27.00%	41.00%	27.00%	37.00%	30.00%	15.00%	35.00%	50.00%	20.00%	35.00%	27.00%
Reference 20 (leak) Point Removal	31.00%	31.00%	35.00%	68.00%	68.00%	68.00%	68.00%	68.00%	81.00%	50.00%	80.00%	25.00%	50.00%	90.00%	90.00%	50.00%
Reference 20 (leak) Point Removal	50.00%	50.00%	45.00%	81.00%	81.00%	81.00%	81.00%	81.00%	81.00%	60.00%	80.00%	62.00%	67.00%	68.00%	68.00%	68.00%
Reference 20 (leak) Point Removal	53.00%	53.00%	53.00%	91.00%	91.00%	91.00%	91.00%	91.00%	70.00%	79.00%	79.00%	62.00%	67.00%	68.00%	68.00%	68.00%
<b>Part VI: HOW TO CALCULATE LIMITS:</b>																
Sampling Data Available (infl. eff. sludge) (Y/N)	Y	Y	Y	Y	Y	Y	Y	Y	Y	Y	Y	Y	Y	Y	Y	Y
Credit present (based on existing sources) (Y/N)	N	N	N	N	N	N	N	N	N	N	N	N	N	N	N	N
Adjust for receiving water pollutants (Y/N)	Y	Y	Y	Y	Y	Y	Y	Y	Y	Y	Y	Y	Y	Y	Y	Y
Use Observed Inflow Rate (Y/N)	Y	Y	Y	Y	Y	Y	Y	Y	Y	Y	Y	Y	Y	Y	Y	Y
Use Observed Inflow Rate (Y/N)	N	N	N	N	N	N	N	N	N	N	N	N	N	N	N	N
<b>Part VII: LOCAL LIMITS CORRESPONDING TO THE CRITERIA ABOVE BASED ON COMPLIANCE WITH:</b>																
Acute WQ Standards (in mg/l)	NA	293.671 mg/l	16,274.736 mg/l	329,003 mg/l	16,289.1 mg/l	128,560.23 mg/l	54,939 mg/l	10.101 mg/l	4,255.095 mg/l	13,339 mg/l	NA	428.057 mg/l	2,406.51 mg/l	18,535 mg/l	NA	688.071 mg/l
Chronic WQ Standards (in mg/l)	NA	151.039 mg/l	10,120.9 mg/l	72,546 mg/l	736.96 mg/l	7,369.96 mg/l	31.37 mg/l	10.101 mg/l	162,854.94 mg/l	0.149 mg/l	NA	45.15 mg/l	569.17 mg/l	NA	617.24 mg/l	NA
HR Limits (in mg/L)	21,797.156 mg/l	NA	NA	NA	NA	NA	NA	2,237.161,029 mg/l	NA	0.911 mg/l	0.819 mg/l	2,499.23 mg/l	91,099.11 mg/l	NA	59.12 mg/l	NA
Sludge Application Limits (in mg/l)	0.219 mg/l	NA	NA	0.07 mg/l	NA	NA	NA	NA	0.939 mg/l	0.025 mg/l	0.819 mg/l	2,499.23 mg/l	91,099.11 mg/l	NA	59.12 mg/l	NA
Activated Sludge Inhibition (in mg/l)	NA	2.17 mg/l	NA	25.04 mg/l	27,659 mg/l	272,683 mg/l	26,585 mg/l	2.46 mg/l	49,395 mg/l	2.933 mg/l	NA	6.619 mg/l	6,619 mg/l	NA	6.26 mg/l	NA
TSU Inhibition (in mg/l)	NA	6.667 mg/l	NA	5,372 mg/l	22,559 mg/l	225,559 mg/l	22,559 mg/l	2.169 mg/l	69,342 mg/l	2.933 mg/l	NA	3.693 mg/l	3,693 mg/l	NA	116.683 mg/l	NA
TSU Inhibition (in mg/l)	NA	248.161 mg/l	NA	119,183.041	1,214,956 mg/l	12,149,560 mg/l	1,214,956 mg/l	10.101 mg/l	267,652 mg/l	0.246 mg/l	NA	74,244 mg/l	967,608 mg/l	18,535 mg/l	904,823 mg/l	688.071 mg/l
<b>Part VIII: SAMPLE QUALITY: COMPARISON OF LOADINGS AND REMOVAL RATES IMPLIED BY SAMPLE DATA</b>																
Mass of pollutants in influent samples	0.453 lbs	2,665 lbs	0.338 lbs	13,329 lbs	0.628 lbs	0.628 lbs	8.97 lbs	0.692 lbs	1,509 lbs	0.014 lbs	0.645 lbs	0.923 lbs	0.09 lbs	0.353 lbs	0.046 lbs	21,561 lbs
Mass of pollutants in biosolids samples	0 lbs	0.41 lbs	0.69 lbs	403 lbs	0.956 lbs	0.956 lbs	19.88 lbs	0.956 lbs	4,333 lbs	0.052 lbs	0.338 lbs	0.463 lbs	0.243 lbs	0.233 lbs	0.054 lbs	36,841 lbs
Mass of pollutants in effluent (by sampling)	0.145 lbs	1,145 lbs	2,665 lbs	13,329 lbs	0.628 lbs	0.628 lbs	8.97 lbs	0.692 lbs	1,509 lbs	0.014 lbs	0.645 lbs	0.923 lbs	0.09 lbs	0.353 lbs	0.046 lbs	21,561 lbs
% of MAHL load accounts for (effluent)	128.80%	74.341%	74.341%	262.65%	#D/V(0)	262.65%	262.65%	262.65%	484.54%	484.54%	152.86%	167.24%	304.00%	107.58%	59.25%	209.61%
% of MAHL load accounts for (effluent)	0.00%	40.71%	0.28%	13.37%	0.03%	0.03%	68.00%	41.92%	41.92%	41.92%	15.87%	15.87%	24.70%	1.93%	0.00%	64.00%
Point Usage Proportional Biosolids Increase	NA	0.219 mg/l	NA	0.107 mg/l	NA	0.107 mg/l	0.107 mg/l	0.107 mg/l	0.936 mg/l	0.025 mg/l	0.819 mg/l	2,499.23 mg/l	91,099.11 mg/l	NA	59.12 mg/l	7.641 mg/l
<b>Part IX: MASS BASED ANALYSIS</b>																
Limiting MAHL (Dom Load + LTU Inflow)	181,788.29 lbs/d	2.24 lbs/d	829.46 lbs/d	9.93 lbs/d	209.85 lbs/d	2,277.46 lbs/d	33.05 lbs/d	12.61 lbs/d	9.24 lbs/d	0.22 lbs/d	7.44 lbs/d	17.67 lbs/d	1.95 lbs/d	23.03 lbs/d	409.71 lbs/d	73 lbs/d
Allowable Industrial Loading	181,788.29 lbs/d	1.83 lbs/d	829.46 lbs/d	9.93 lbs/d	209.85 lbs/d	2,277.46 lbs/d	33.05 lbs/d	12.61 lbs/d	9.24 lbs/d	0.22 lbs/d	7.44 lbs/d	17.67 lbs/d	1.95 lbs/d	23.03 lbs/d	409.71 lbs/d	73 lbs/d
<b>Part X: LOCAL LIMIT RECAP:</b>																
Lowest Limit	21,797.156 mg/l	0.219 mg/l	89.152 mg/l	1,145 mg/l	22,559 mg/l	272,683 mg/l	3,006 mg/l	1,444 mg/l	0.936 mg/l	0.025 mg/l	0.819 mg/l	2,499.23 mg/l	2.233 mg/l	2,499.23 mg/l	59.917 mg/l	6.23 mg/l
With 10% reserve for more U flow	19,616.586 mg/l	0.199 mg/l	90,136 mg/l	1,030 mg/l	20,506 mg/l	248,166 mg/l	2,733 mg/l	1,313 mg/l	0.851 mg/l	0.023 mg/l	0.744 mg/l	2,246 mg/l	2.023 mg/l	2,476 mg/l	54.466 mg/l	5.718 mg/l
Limit for Protection of Nitrification	NA	NA	NA	NA	6.12 mg/l	NA	0.37 mg/l	NA	same	NA	NA	NA	NA	NA	NA	0 mg/l



Table 4-3  
Evaluation of 2018 Central Wastewater Treatment Plant Pollutant Loading

Pollutant of Concern	2014 Calculated MAHL <sup>1</sup> (lbs/day)	Max Daily (lbs/day)	Percentage of MAHL (Max)	Average Loading (lbs/day)	Percentage of MAHL (Average)
Antimony	181,788.49	0.21	0.0001%	0.17	0.00009%
Arsenic	2.24	0.40	17.9%	0.31	13.8%
Cadmium	0.93	0.03	3.2%	0.02	2.2%
Chromium	200.85	1.15	0.57%	0.92	0.46%
Copper	33.05	6.21	18.8%	5.01	15.2%
Cyanide	12.04	0.00	0.01%	0.01	0.042%
Lead	9.24	0.97	10.5%	0.68	7.4%
Mercury	0.22	0.01	4.5%	0.01	4.5%
Molybdenum	7.44	0.91	12.2%	0.53	7.1%
Nickel	17.67	0.85	4.8%	0.62	3.5%
Selenium	1.95	0.10	5.1%	0.10	5.1%
Silver	23.02	0.05	0.22%	0.05	0.2%
Thallium <sup>2</sup>	499.7	0.07	0.01%	0.05	0.01%
Zinc	73	19.43	26.6%	18.36	25.2%

<sup>1</sup>The MAHL was calculated during the 2014 Local Limits Evaluation.

<sup>2</sup>Not detected in any influent samples.





## **5.0 INDUSTRIAL USER SURVEY PROGRAM**

---

During the current permit cycle, the City was required by section S6.A.1.h of the CTP NPDES Wastewater Discharge Permit (Permit) to submit a report outlining Industrial User survey efforts for all industries discharging non-domestic wastewater to the City's treatment plants by December 15, 2014. The purpose of the IU survey was to properly categorize each non-domestic source of pollutants discharging to the municipal sanitary sewer system following the Washington Department of Ecology's guidance manual, "Conducting an Industrial User Survey" (Knight, 2011). This categorization or review of IU's is an ongoing process and this section satisfies the update of non-domestic inventory as required by section S6.A.5a of the Permit.

The City submitted the Wastewater Pretreatment Program Industrial User Survey Report in 2014, reiterating the standard operating procedures for the City's IU survey program. The procedures for conducting an IU survey have not changed since that submittal (Tacoma, 2014), with the exception of how IU surveys are tracked internally. The new tracking method is discussed in Section 5.1.3. The City is currently working towards drafting a new Pretreatment Program Document, which will include the IU Survey Program.

### **5.1 SURVEY PROCEDURES**

Since the beginning of the pretreatment program in 1984, Tacoma Municipal Code Chapter 12.08 has required users of the municipal sanitary sewer to submit a survey to the Director prior to connecting to, modifying, or increasing any nondomestic discharges to the sanitary sewer (Appendix D – Section 12.08.140). During 2018, the focus for the user survey program was to continue to update the master list of industries with new and existing businesses surveyed and receive a completed and signed survey from identified IUs. The following sections outline the City's IU survey program procedures.

#### **5.1.1 Identify Non-Domestic Dischargers**

Each year the City of Tacoma Environmental Compliance (EC) staff updates the master list of all commercial businesses requiring an IU survey. The following tasks were completed during 2018 with the goal to identify and screen new Industrial Users:

- Reviewed new business license applications to identify businesses that may discharge non-domestic wastewater,
- Reviewed commercial building permits to identify businesses that may discharge non-domestic wastewater to ensure proper pre-treatment, if needed, is installed.
- Worked with the city's Billing and Technical Services division to compile and review water use records, discharge records and NAICS and SIC codes with pretreatment standards (40 CFR) and those codes identified by City staff for all the commercial accounts billed by the City of Tacoma,
- Reviewed local newspapers for feature articles or ads about local business activities/services,
- Reviewed the NAICS/SIC codes and average monthly water consumption records for commercial accounts as reported by interlocal agreement areas that discharge to Tacoma's treatment works,
- Conducted geographic inspections of businesses in Tacoma and interlocal agreement areas that discharge to the City's treatment plants. Part of the inspection process included assigning appropriate NAICS code, and if applicable, determining the water usage. City staff inspected over 900 commercial businesses in 2018.

### **5.1.2 Survey Process**

Once a potential IU is identified through available methods, they are sent an IU survey form to obtain additional information about the processes and potential discharges to the City's wastewater collection system.

Staff reviews IU survey for completeness, accuracy, and authorized representative signature. If additional information is required, the business is contacted by telephone or referred to Environmental Compliance Source Control for inspection.

### **5.1.3 Survey Documentation**

All of the user survey activity is tracked in the City's Inspection Database. During the survey process, pretreatment staff records the name and address of the identified business and the date the survey was sent in the User survey module. Completed IU surveys, survey correspondence, telephone calls, inspections, or additional inquiries are also recorded and stored in this module. This information is used to create the Master Business List.

The Master Business List is maintained and updated electronically in the City's inspection database using the User Survey module and submitted annually to Ecology. The City tracks the following information for each survey:

- Company name and address,
- Date survey was sent
- Date survey returned,
- Additional actions taken to receive completed survey (phone calls, inspections, etc.), and
- Assigned pretreatment categories for each IU

### **5.1.4 Categorization of Industrial Users**

As new businesses are identified and completed surveys returned, staff use the specific categories listed below to categorize existing and potential users of the POTW. The accurate categorization of IUs allows for proper oversight in the Pretreatment Program. The Pretreatment Program conforms to the following definitions of industrial users.

The City assigns the appropriate category based on the following descriptions:

1. Category A – These IUs have been identified as an SIU and have been issued an Industrial Wastewater Discharge Permit by Environmental Compliance. Oversight for these industries occurs through the Industrial Pretreatment Program.
  - a. Category A – SIU: Permitted Significant Industrial User,
  - b. Category A – CIU: Permitted Categorical Industrial User, and
  - c. Category A – Zero Discharger: Permitted Categorical Industrial User with no allowable discharge of categorical process wastewater.
2. Category B: These industries are MIUs or have a moderate potential to discharge pollutants to the collection system.
  - a. Category B – MIU: Minor Industrial Users are industries that have some potential to discharge pollutants of concern to the POTW, but are not regulated under the

federally delegated program. The City classifies the following users as Minor Industrial Users:

- IUs that have a letter of authorization stipulating conditions for a process wastewater discharge.
  - IUs that store or use chemicals in large quantities denoting concern and/or are known to generate waste that must be manifested for off-site disposal and could pose a significant threat to the POTW if there was a spill or slug discharge from their facility,
  - IUs that have some discharges of wastewater containing pollutants not typical of domestic wastewater and potentially of concern to the POTW.
  - Non-domestic users that install and maintain active pretreatment equipment in order to meet local discharge requirement.
- b. Category B – IU: These industries are Non-Significant Industrial Users. These facilities have a low potential to discharge pollutants to the collection system. These IUs have little to moderate impact upon the POTW, but need some oversight to ensure compliance. The City considers the following users as Non-Significant.
- Businesses with passive pretreatment systems such as Oil Water Separators (OWS) or facilities with wash pads,
  - Businesses that have some volume of high-strength wastewater, such as from producing beer or wine,
  - Businesses that generate little or no wastewater, but use and might discharge non-domestic wastewater, such as dry cleaners, photo processors, and jewelers, and
  - Businesses that store large volumes of chemicals such as petroleum, oil, lubricants, solvents, or other chemicals that could harm the sewer if spilled.
3. Category de-designated – These facilities have been removed from the SIU designation based upon review by the pretreatment staff. EC staff reviewed the processes at these industries and determined they did not require an Industrial Permit. These facilities will be re-surveyed or inspected periodically to ensure the processes at these facilities have not changed. The pretreatment group assigns this category.
4. Category C – These businesses discharge wastewater similar in character to domestic discharges and include offices, theaters, and retailers. These facilities have been eliminated from further survey efforts due to their similarities with domestic wastewater and have been determined to have negligible potential to discharge POCs to the wastewater treatment plant.
5. Category Unknown – There was not enough information to properly categorize these businesses or they had not been previously inspected. These facilities will be inspected to ensure proper categorization.
6. Category FSE – These are food services establishments or restaurants. Oversight for these facilities occurs through the Fats, Oils, and Grease (FOG) program.

### **5.1.5 Survey Forms**

All User Survey data is compiled into several forms for tracking and reporting purposes and included in Appendix B. The following is a summary of information included on each tracking form:

- Form 1 is the master list of businesses surveyed. This form includes steps taken to retrieve survey information and industries that still need to return a completed survey to the City.
- Form 2 is the list of IUs that have been eliminated from further survey efforts based on domestic equivalence. This form is available upon request.
- Form 3a is the list of SIUs (permitted, to be permitted, and de-designated) with pertinent information tabulated such as water use and or primary activities of the industry.
- Form 3b is a list of MIUs with important information tabulated.
- Form 3c is a list of potential SIUs that, based on flow, have been re-categorized to a lower designation.

## **5.2 2018 SUMMARY**

During 2018, EC staff continued efforts to receive completed surveys from high priority IUs. The City sent short form user surveys to 304 different businesses that are potential IUs. This includes sending surveys to 127 newly identified businesses and resending surveys to 177 businesses that had not responded to previous survey attempts. Additionally five permit applications were delivered to new businesses identified through both site inspections, and the User Survey Program. There are currently 1158 Category B Facilities and 44 Industries that have been issued an Industrial Wastewater Discharge Permit. During 2018, the City received and reviewed all industrial permit applications and 507 short form surveys.

Additionally, during 2018, City Staff inspected approximately 900 IUs or potential IUs to confirm proper categorization and to receive signed survey forms. The City does not require a signed survey form from facilities that have been determined to have domestic equivalence.

**Figure 5-1**  
**City of Tacoma Industrial User Survey Program Letter**



City of Tacoma  
Public Works Department

October 5, 2011

**SENT VIA CERTIFIED MAIL**

David J. Knight, P.E.  
Department of Ecology  
Water Quality Program  
PO Box 4775  
Olympia, WA 98504-7775

Subject: Tacoma's User Survey

Dear Mr. Knight:

The City of Tacoma, as required by section S6.A.1.h of the NPDES Waste Discharge Permit No. WA0037087 for the Central Treatment Plant, is in the process of conducting an industrial user (IU) survey to determine the proper categorization of each non-domestic source of pollutants discharging to the municipal sanitary sewer system. Significant Industrial Users (SIU) and Minor Industrial Users (MIU) will be tracked in a database.

Tacoma considers the following industrial users as SIUs:

- Categorical Industrial Users for which a permit has or will be issued.
- IUs that discharge greater than 25,000 gallons per day of process wastewater, contribute greater than five percent of the average dry weather hydraulic or organic capacity of the treatment plant.
- IUs that have a reasonable potential to adversely affect the treatment plant's operation or to violate any pretreatment standard or requirement.

Tacoma considers the following industrial users as MIUs:

- IUs having a letter of authorization stipulating conditions for a process wastewater discharge.
- IUs that pose a significant threat to our treatment works if there was a spill or slug discharge from their facility.

Currently, when Tacoma identifies IUs that qualify as significant industrial users we issue them a permit. Also, as required by Tacoma Municipal Code Chapter 12.08.020.17, we prohibit the discharge of any substance which would designate as a dangerous waste under Chapter 173-303 WAC. However, if the waste is treated and no longer exhibits the dangerous characteristic prior to being discharged, the discharge is allowed-provided it is covered by an Industrial Wastewater Discharge permit.

## Figure 5-1 City of Tacoma Industrial User Survey Program Letter

David J. Knight  
October 5, 2011  
Page 2

Tacoma currently does the following to find and screen new industrial users:

- Work with our Tax and License division to include a short survey (see enclosed example) to identify all new business which may trigger additional investigation.
- Review all business license renewals that indicate that they discharge non-domestic wastewater.
- Review local newspapers for feature articles or ads about local business activities/services.
- Investigate word-of-mouth and information forwarded by sewer collection system maintenance personnel.
  
- Promptly respond to illicit discharges entering municipal sanitary sewer and work to identify the source.
  
- Work with our Billing and Technical Services department to annually compile and review NAICS codes, water use, and discharge records for all the commercial accounts billed by the City of Tacoma.
  
- Annually review the SIC/NAICS codes and average monthly water consumption records for commercial accounts as reported by other municipalities that discharge to Tacoma's treatment works.
  
- Conduct geographic inspections of Tacoma and inter-local agreement areas and inspect businesses in those areas that discharge to Tacoma's treatment works which includes assigning the appropriate NAICS code to a business and determining the water usage of that business.
  
- Assess information from the commercial building plan review and permitting process.

For the purposes of conducting our IU survey, Tacoma will not include those facilities exempted by WAC 173-216-050(d) such as laundries that do not process commercial or industrial items, or restaurants, hotels, and food preparation establishments that discharge wastewater in a manner that does **not** adversely affect the municipal sewer system. Tacoma will also not conduct a mass mailing of the IU survey because it has found this approach to be ineffective.

**Figure 5-1**  
**City of Tacoma Industrial User Survey Program Letter**

David J. Knight  
October 5, 2011  
Page 3

In 2007, Tacoma reorganized the storm and sanitary source control sections and has been conducting door-to-door inspections for both wastewater and surface water source control concerns. This has resulted in over 5,000 business and multifamily inspections. Field observations are recorded on a field inspection form (example enclosed) and entered into our business inspection database. If there are compliance matters to address, the business is sent a letter regarding the required corrective actions. Once we have canvassed the city and our inter-local sewer service areas we plan to conduct focused inspections at facilities such as radiator shops and hospitals for wastewater and surface water source control concerns.

To ensure that we continue to identify IUs having the potential to adversely affect our treatment works, section leads will review inspection reports for content and completeness. Tacoma plans to facilitate and encourage our source control inspection staff to gain additional training through correspondence courses and attendance at local pretreatment conferences and workshops.

We hope the methods and tools to help identify IUs who are subject to additional pretreatment requirements and control wastewater discharges to Tacoma's sanitary sewer system that we have described above meets with your approval. We recognize that the IU survey is a required element for the success of our pretreatment program as well as the identification of pollution generating activities in Tacoma as required by our MS4 Phase I surface water permit.

Sincerely,



Geoffrey M. Smyth, P.E.  
Division Manager, Environmental Services

GMS:AA:cfp

cc: Jim Fleming, City of Tacoma





## **6.0 INDUSTRIAL WASTEWATER DISCHARGE SUMMARY**

---

EC staff regulates discharges to the City's wastewater treatment plants through the issuance and enforcement of Industrial Wastewater Discharge Permits issued to SIUs and Special Approved Discharge Authorizations (SADs) issued for short-term projects discharging to the wastewater treatment plants. The City has verified that all current permitted industries have paid their 2018 permit fees and that all permittees, including those receiving reissued permits, have followed required permit issuance procedures including WDOE review and public participation when required.

### **6.1 INDUSTRIAL WASTEWATER PERMITS**

During 2018, the Wastewater Pretreatment Program regulated activities and/or wastewater discharges from 40 permitted industries. Of the forty industries, two are new Industrial Wastewater Discharge Permits. One was issued to Tacoma Truck Wash in January 2018, and one was issued to Tacoma Public Utilities in September of 2018. Also, eleven of the total industries are Industrial Wastewater Zero Discharge Permits prohibiting the discharge of categorical and/or other process wastewater to the City's wastewater collection system. There was one new Industrial Wastewater Zero Discharge Permit issued to Fibro Corporation in May of 2018. A complete list of permitted Industrial Users may be found in Table 6-1. Table 6-2 provides an industrial user compliance summary, including reporting and monitoring frequencies and 2018 compliance issues.

The following is a summary of activities conducted by Wastewater Pretreatment Program staff during 2018.

#### **6.1.1 New Industrial Wastewater Discharge Permits Issued**

- Tacoma Truck Wash – Wastewater Industrial Discharge Permit Issued in January, 2018
- Fibro Corporation - Wastewater Industrial Zero Discharge Permit Issued in May, 2018
- Tacoma Public Utilities – Wastewater Industrial Discharge Permit Issued in September, 2018

#### **6.1.2 Industrial Wastewater Discharge Permits Re-issued:**

- Superior Linen Service – Wastewater Industrial Discharge Permit Re-issued in March, 2018
- Tomlinson Linen Services – Wastewater Industrial Discharge Permit Re-issued in May, 2018
- Port of Tacoma – Wastewater Industrial Discharge Permit Re-issued in October, 2018
- Emerald Services – Wastewater Industrial Discharge Permit Re-issued in December, 2018

#### **6.1.3 Industrial Wastewater Permits Transferred:**

- Targa Sound Terminals to SeaPort Sound Terminal LLC – no process changes occurred.

#### **6.1.4 Industrial Wastewater Discharge Permits Modified:**

- Pacific Northwest Terminals – Modified January, 2018

- WCI dba. Murrey's Disposal – Modified February, 2018
- Foss Landing Marina – Modified April, 2018
- Pabco – Modified May, 2018
- Powder Coatings Systems – Modified September, 2018

#### **6.1.5 Industrial Wastewater Discharge Permits Closed:**

No Industrial Wastewater Discharge Permits were closed in 2018.

#### **6.1.6 Industrial Wastewater Discharge Permits Revoked:**

No Industrial Wastewater Permits were revoked in 2018.

#### **6.1.7 Engineering Reports Reviewed:**

- Emerald Services – Permit Renewal
- Tacoma Public Utilities Decant Facility – New Permit Issuance
- Targa Sound Refining – Engineered Treatment System Replacement (not replaced)

#### **6.1.8 Permit Applications Reviewed in 2018 or Currently Under Review:**

- Emerald Services – Permit Renewal
- FibroCorp – Permit Issued
- Foss Landing Marina – Permit Renewal
- Heritage Crystal Clean - Permit Renewal
- Manke Lumber – not permitted, determined non-SIU
- Motive Power Marine – Permit Issued
- Pacific Container Corporation – Permit Renewal
- Port of Tacoma – Permit Renewal
- SeaPort Sound Terminal LLC – Permit Transfer/Name change
- Superior Linen Services – Permit Renewal
- Tacoma Public Utilities – Permit Issued
- Targa Sound Refining (now SeaPort Sound Terminal LLC) – Proposed Replacement of Engineered Treatment System (not replaced)
- Tomlinson Linen Services – Permit Renewal

## **6.2 MINOR INDUSTRIAL USERS (MIUS)**

MIUs are not issued individual discharge permits in the City. Instead, they are regulated through periodic inspections, industrial survey efforts, and complaint response. Please see Appendix B – Form 3b for a complete list of MIUs identified during the User Survey process. Environmental Compliance inspected over 13 Minor Industrial Users and Non-Significant Industrial Users in 2018.

The City has issued a letter of authorization stipulating conditions for process wastewater discharges from mobile vehicle washers. These industrial users are reauthorized to discharge each year based on approval of their re-certification form stating that their process and/or chemicals discharged have not changed and must include a list of current customers in Tacoma. During 2018, seven mobile vehicle washers were approved discharge. Mobile washers are required to re-certify each year to ensure compliance with the regulations stipulated in the letter of authorization. They are also required to submit current business licenses and the Safety Data Sheets (SDS) for all chemicals discharging to the wastewater collection system.

### **6.3 SPECIAL APPROVED DISCHARGES (SADs)**

During 2018, EC staff managed 17 SAD authorizations for discharges to the City's municipal sanitary sewer system for short-term projects such as site remediation and construction dewatering. Four of these SAD authorizations were closed during the 2018 reporting period.

The City's SAD program is codified in Tacoma Municipal Code (TMC) Chapter 12.08.365. The SAD authorizations are intended to regulate discharges from short-term (primarily up to one year in duration) projects, typically site remediation, and construction dewatering projects that do not require the issuance of an Industrial Wastewater Discharge Permit. The SAD authorization provides regulatory oversight to ensure discharges meet local limits as well as setting a fee structure for the application and total flow volume for the duration of the project. The 2018 SAD authorizations are presented in Table 6-3.

During 2018, all SAD authorizations were posted on the City's website at the time of issuance.

This page intentionally left blank

Table 6-1 (Form 6)  
City of Tacoma Industrial User Survey

Company Name	Address	Categorical Standard	SIC/NAICS	Inspection (Y/N)	Permitted (Y/N)	ASPP Evaluated	ASPP Required	ASPP Recorded	Comments
<b>Industries Subject to Specific Categorical Pretreatment Standards and Local Limits</b>									
Braken-Atlas Foundry (formerly Atlas)	3021 South Wilkeson Street	40 CFR Part 464	3325	Y	Y	Y	Y	Y	
Burlington Environmental, LLC (Stericycle)	1701 Alexander Avenue East	40 CFR Part 437	562211	Y	Y	Y	Y	Y	
Delta Cansheft	2386 Tacoma Avenue South	40 CFR Part 433	332812	Y	Y	Y	Y	Y	
Edman Company	2502 Marine View Drive	40 CFR Part 429	321113	Y	Y	Y	Y	Y	
Emerald Services	1825 Alexander Avenue East	40 CFR Part 437	562211	Y	Y	Y	Y	Y	Permit Renewed 2018
Fibro Corporation	3101 South Tacoma Way	40 CFR Part 430	2679	Y	Y	Y	Y	Y	Zero Discharge, New Permit issued in 2018
Gardner-Fields Company, LLC	2240 Taylor Way	40 CFR Part 443	324122	Y	Y	Y	Y	Y	Zero Discharge
Heritage-Crystal Clean	1901 East D Street	40 CFR Part 437	562219	Y	Y	Y	Y	Y	Zero Discharge
Innovative Repairs, LLC	5225 7th St East (File)	40 CFR Part 442	48851, 81111, 861720	Y	Y	Y	Y	Y	Zero Discharge
Northwest Eich Technologies	2601 South Hood Street	40 CFR Part 433	3479	Y	Y	Y	Y	Y	Zero Discharge
Pabco Roofing Products	1476 Thorne Road	40 CFR Part 443	324122	Y	Y	Y	Y	Y	Zero Discharge / Permit Modified in 2018
Petroleum Reclaiming Services (PRS)	3003 Taylor Way East	40 CFR Part 437	562219	Y	Y	Y	Y	Y	
PM Testing	3921 Pacific Highway East (File)	40 CFR Part 433	3479	Y	Y	Y	Y	Y	Permit Modified 2018
Powder Coating Systems	3131 South Lawrence Street	40 CFR Part 433	3479	Y	Y	Y	Y	Y	Zero Discharge
Rainier Ballistics	4500 15th Street East (File)	40 CFR Part 433	332992	Y	Y	Y	Y	Y	Permit Transfer to SeaPort Sound Terminal LLC
Targa Sound Terminals	2628 Marine View Drive Northeast	40 CFR Part 437	424710	Y	Y	Y	Y	Y	ASFP received 2019
SeaPort Sound Terminal LLC	2628 Marine View Drive Northeast	40 CFR Part 437	424710	Y	Y	N	Y	N	
Two Ravens, LLC	2502 Commerce Street	40 CFR Part 464	331525	Y	Y	Y	Y	Y	
<b>Categorical Industries Subject to Local Limits Only</b>									
Carausar Mill Group	808 East 26th Street	40 CFR Part 430	2631	Y	Y	Y	Y	Y	
Darling International	2045 Marc Street	40 CFR Part 432	2077	Y	Y	Y	Y	Y	
<b>Categorical Industries Subject to Local Limits More Stringent than Categorical Standards</b>									
Emerald Services, Inc.	1825 Alexander Avenue	40 CFR Part 437	562211	Y	Y	Y	Y	Y	Contact Stormwater

Table 6-1 (Form 6)  
City of Tacoma Industrial User Survey

Company Name	Address	Categorical Standard	SIC/NAICS	Inspection (Y/N)	Permitted (Y/N)	ASPP Evaluated	ASPP Required	ASPP Recorded	Comments
<b>Non-Categorical Significant Industrial Users Subject Only to Local Limits</b>									
Sea-Tac Infill Services	5215 South Tacoma Way	Flow	7218	Y	Y	Y	Y	Y	
Evergreen America Corporation	4015 SR 509 North Frontage Road	Designated SIU	48320	Y	Y	Y	Y	Y	Pierce County Permit, Zero Discharge
Federal Way Radiator (Pierce Co Permit)	8116 Pacific Highway East (File)	Designated SIU	81118	Y	Y	Y	Y	Y	
Fosse Landing Marina	1940 East D Street	Designated SIU	4493	Y	Y	N	N	N	
Jones Chemical	1919 Marine View Drive	Designated SIU	325180	Y	Y	Y	Y	Y	Permit Renewed November 2017, Zero Discharge
<b>KIK Tacoma</b>	<b>2001 Thorne Road East</b>	<b>Designated SIU</b>	<b>325180</b>	<b>Y</b>	<b>Y</b>	<b>Y</b>	<b>Y</b>	<b>Y</b>	<b>Closed 9/28/2017</b>
LRI (Pierce County Recycling, Disposal & Composting)	17925 Meridian Street East	Flow	562212	Y	Y	N	N	N	
Norstar Chemical	1919 Marine View Drive	Designated SIU	424690	Y	Y	Y	Y	Y	
Orion Marine Contractors, Inc	1851 Taylor Way	Designated SIU	237990	Y	Y	Y	Y	Y	
Pacific Container Corporation	4101 South 56th Street	Designated SIU	322212	Y	Y	Y	Y	Y	
Pacific Northwest Terminals	1749 Marine View Drive	Flow	424990, 423190	Y	Y	Y	Y	Y	
Performance Radiator	2667 South Tacoma Way	Designated SIU	811118	Y	Y	Y	Y	Y	Zero Discharge
Port of Tacoma/Maintenance	802 Port Center Road	Designated SIU	4491	Y	Y	Y	Y	Y	Permit Renewed
Puget Sound Energy	2200 East River Street	Designated SIU	4953	Y	Y	Y	Y	Y	
Superior Linen	1012 Center Street	Flow	7213	Y	Y	Y	Y	Y	Permit Renewed 2018
Tomlinson Linen	2902 South 12th Street	Flow	812331	Y	Y	Y	Y	Y	Permit Renewed 2018
Tacoma Truck Wash	1820 Portland Avenue	Designated SIU	811192	Y	Y	Y	Y	Y	New Permit 2018
Tacoma Public Utilities Decant Facility	4102 South 74th Street	Designated SIU	2211	Y	Y	Y	Y	Y	New Permit 2018
Truck Rail Handling	457 East 18th Street	Designated SIU	484220, 486210	Y	Y	Y	Y	Y	
WCI dba Murreys Disposal	4822 70th Ave East (File)	Designated SIU	562111	Y	Y	Y	Y	Y	Permit Modified 2018
WSDOT/CH2M Hill (Lilyblad site remediation)	2244 Port of Tacoma Road	Designated SIU	541380	Y	Y	Y	Y	Y	

Table 6-2 (Form 7)  
Significant Industrial User Compliance Summary

Industrial User	Issued	Expiration	Reporting Frequency	POTW	Monitoring Frequency	Industry (Self)	In Compliance (YN)	SNC (YN, 1-5)	Limit Violations, List Pollutant and Numerical Limit, F=Federal; L=Local	Compliance Issues/Comments:
Brockton-Atlas Foundry (formerly Atlas)	8/14/2014	8/13/2019	Semi-Annual	Semi-Annual (P)	Each Batch (S)	Each Batch (S)	Y			
Burlington Environmental, LLC (Stericycle)	4/1/2017	3/31/2022	Monthly	Semi-Annual (P)	Each Batch (S)	Each Batch (S)	Y	N		Warning Letter - Violation of Permit Conditions, Prohibited Bypass of Pretreatment Equipment
Canaan Mill Group	12/1/2017	11/30/2022	Semi-Annual	Quarterly (P)	Continuous (S)	Continuous (S)	Y			
Darting International	9/14/2017	9/13/2022	Quarterly	Monthly (P)	Continuous (S)	Continuous (S)	Y	N (1)		Warning Letter (1) - Exceeding Wastewater Discharge Limitations (TSS-1, SGT-HEM-2), Conveyance System Interference
Delta Camshaft	6/2/2016	6/1/2021	Semi-Annual	None - No Discharge	None - No Discharge	None - No Discharge	Y	N		
Ecotec Healthcare Laundry	10/7/2016	10/6/2021	Quarterly	Quarterly (P)	Weekly (S)	Weekly (S)	Y	N		
Edman Company	9/13/2015	9/12/2020	Monthly	Semi-Annual (P)	Monthly (S)	Monthly (S)	Y	N		
Eneraid Services, Inc.	12/31/2013	12/30/2018	Monthly	Semi-Annual (P)	Monthly (S)	Monthly (S)	Y	N		
Evergreen America Corporation	8/31/2015	8/30/2020	Monthly	Semi-Annual (P)	Monthly (S)	Monthly (S)	Y	N		
Federal Way Radiator (Pierce Co Permit)	10/31/2016	10/31/2021	Semi-Annual	None - No Discharge	None - No Discharge	None - No Discharge	Y	N		Warning Letter (2) - SGT-HEM Exceedance, Late Notification of Non-compliance, Zinc Exceedance, Late Notification of Non-compliance
Fibo Corporation	5/17/2016	6/16/2023	Semi-Annual	None - No Discharge	None - No Discharge	None - No Discharge	Y	N		
Foss Landing Marina	1/29/2014	1/28/2019	Quarterly	Semi-Annual (P)	Quarterly (S)	Quarterly (S)	Y	N		Permit Modified
Gardner-Fields Company, LLC	6/1/2016	5/31/2021	Semi-Annual	None - No Discharge	None - No Discharge	None - No Discharge	Y	N		
Heritage-Crystal Clean	3/4/2014	3/3/2019	Quarterly	Quarterly (P)	Each Batch (S)	Each Batch (S)	Y	N		
Innovative Repairs, LLC	8/2/2015	8/2/2020	Semi-Annual	None - No Discharge	None - No Discharge	None - No Discharge	Y	N		
Jones Chemical	11/14/2017	11/13/2022	Semi-Annual	None - No Discharge	None - No Discharge	None - No Discharge	Y	N		Permit Renewed
KIK Tazoma	9/29/2014	2/1/2019	Quarterly	Semi-Annual (P)	Each Batch (S)	Each Batch (S)	Y	N		Permit Closed 2017
LRI (Pierce County Recycling, Disposal & Composting)	7/31/2014	7/30/2019	Monthly	Twice Per Month (P)	Not Required	Not Required	Y	N (1)		Warning Letter (1) - Exceeding Wastewater Discharge Limitations (As)
Norstar Chemical	6/1/2015	5/31/2020	Quarterly	Semi-Annual (P)	Each Batch (S)	Each Batch (S)	Y	N		
Northwest Elch Technologies	10/16/2015	10/15/2020	Quarterly	None - No Discharge	None - No Discharge	None - No Discharge	Y	N		
Orion Marine Contractors, Inc	5/12/2017	5/11/2022	Quarterly	Semi-Annual (P)	Quarterly (S)	Quarterly (S)	Y	N		Warning Letter - Failure to Monitor for All Pollutants
Paceo Roofing Products	7/1/2015	6/30/2020	Semi-Annual	None - No Discharge	None - No Discharge	None - No Discharge	Y	N		Permit Modified 2018
Pacific Container Corporation	6/2/2014	6/2/2019	Quarterly	Semi-Annual (P)	Quarterly (S)	Quarterly (S)	Y	N		
Pacific Northwest Terminals	2/1/2016	2/1/2021	Quarterly	Quarterly (P)	Quarterly (S)	Quarterly (S)	Y	N (1)		Warning Letter (2) - Exceeding Wastewater Discharge Limitations, (SGT-HEM 50 mg/L) January 2017, April 2017
Performance Radiator	5/1/2017	4/30/2022	Semi-Annual	None - No Discharge	None - No Discharge	None - No Discharge	Y	N		Warning Letter - Late Report
Petroleum Reclaiming Services (PRS)	4/1/2015	3/31/2020	Monthly	Quarterly (P)	Each Batch (S)	Each Batch (S)	Y	N		Warning Letter - Failure to Property Monitor and Report Free Cyanide
PM Testing Labs	6/30/2014	6/29/2019	Quarterly	Semi-Annual (P)	Quarterly (S)	Quarterly (S)	Y	N		
Port of Tacoma Maintenance	10/1/2018	9/30/2023	Quarterly	Semi-Annual (P)	Quarterly (S)	Quarterly (S)	Y	N		
Powder Coating Systems	10/22/2017	10/21/2022	Quarterly	Semi-Annual (P)	Monthly (S)	Monthly (S)	Y	N (1,5)		Warning Letter (2) Failure to Monitor, Late Report, NOY, SNC - TTO Exceedance and Failure to Monitor
Puget Sound Energy	4/1/2017	4/10/2022	Quarterly	Semi-Annual (P)	Quarterly (S)	Quarterly (S)	Y	N		Warning Letter - Treatment System Failure
Rahner Ballistics	3/29/2015	3/28/2020	Semi-Annual	None - No Discharge	None - No Discharge	None - No Discharge	Y	N		
Sea-Tac Infile Services	5/19/2014	5/18/2019	Quarterly	Semi-Annual (P)	Weekly (S)	Weekly (S)	Y	N		
Superior Linen	3/19/2013	3/17/2018	Semi-Annual	Semi-Annual (P)	Semi-Annual (S)	Semi-Annual (S)	Y	N		Warning Letter - Failure to meet TPH Discharge Limitations
Tacoma Public Utilities Decant Facility	9/14/2018	9/13/2023	Monthly	Semi-Annual (P)	Each Batch (S)	Each Batch (S)	Y	N		
Targa Sound, Inc.	6/1/2016	5/31/2021	Monthly	Semi-Annual (P)	Monthly (S)	Monthly (S)	Y	N		Permit Transferred to SeaPort Sound Terminal LLC New Owner
SeaPort Sound Terminal	11/20/2018	11/19/2023	Monthly	Semi-Annual (P)	Monthly (S)	Monthly (S)	Y	N		
Tacoma Truck Wash	11/2018	12/31/2022	Monthly	Quarterly (P)	Monthly (S)	Monthly (S)	Y	N (1)		Warning Letter (2) - Zinc Exceedance, Failure to Sample, NOY (2) - Zinc Exceedance, Failure to Sample
Tomlinson Linen	5/1/2013	4/30/2018	Semi-Annual	Semi-Annual (P)	Semi-Annual (S)	Semi-Annual (S)	Y	N		Warning Letter - Failure to meet TPH Discharge Limitations
Truck Rail Handling	6/24/2015	6/23/2020	Semi-Annual	Semi-Annual (P)	Each Batch (S)	Each Batch (S)	Y	N		Warning Letter (2) - Violation of Reporting Requirements (Late Report)
Two Ravens, LLC	1/1/2016	12/31/2020	Semi-Annual	None - No Discharge	None - No Discharge	None - No Discharge	Y	N		
WCI dba Murrey's Disposal	11/6/2015	11/5/2020	Quarterly	Semi-Annual (P)	Quarterly (S)	Quarterly (S)	Y	N		
WSDOT/CH2M HILL (Lybaid site remediation)	8/17/2014	8/16/2019	Semi-Annual	Semi-Annual (P)	Semi-Annual (S)	Semi-Annual (S)	Y	N		

SNC Categories  
 1 - Wastewater Discharge Limits  
 2 - Compliance Schedule Milestones  
 3 - Failure to Provide Reports  
 4 - Failure to Accurately Report Noncompliance  
 5 - Other Significant Violations





Table 6-3  
SADs

SAD ID	Company	Contact	Location	Discharge Type	Discharge Update			Comments	Enforcement
					Date Started	Projected Stop date	Date Completed		
18-001	Absher Construction	Jed Helle	2120 S Jefferson	Sanitary	1/22/2018				
18-002	SCI Infrastructure	Garrett Gunsuals	North Park Ave	Sanitary	2/9/2018		Ground and/or Surface Water		
18-003	CCS Renewal	William Kennelly	WSDOT rof at 20th St E, Fife	Sanitary	6/20/2018		Surface Water (Zero Discharge)		
18-004	City of Fife	Steve Worley	5411 23rd St E, Fife	Sanitary	2/23/2018		Ground water		
18-005	Atkinson Construction	Jim Zusy	BNSF and Cleveland Way	Sanitary	2/27/2018		Ground and/or Surface Water		
18-006	Absher/Kitchell Renewal	Jim King-Talik	1600 Block of E. 28th to E. 30th	Sanitary	3/13/2018		Ground and/or Surface Water		
18-007	Skanska Construction Renewal	Johnny Morgan	2101 S Tacoma Way	Sanitary	3/14/2018		Surface Water		
18-008	Tapani Inc	Leo Koskiniem	3400 Taylor Way	Sanitary	7/16/2018		Ground and/or Surface Water		
18-010	City of Fife / Goodfellow Bros	Adrian Marlow	Port of Tacoma Road	Sanitary	6/6/2018		Ground and/or Surface Water		
18-011	Avenue 55 Renewal	Brian Ploetz	1514 Taylor Way	Sanitary	6/28/2018		Ground and/or Surface Water		
18-012	DCT Industrial Renewal	Ben Brodsky	3320 Lincoln Ave	Sanitary	11/29/2018		Ground and/or Surface Water		
18-013	PSE LNG Renewal	Dale Monroe	1001 Alexander Ave	Sanitary	8/15/2018		Ground and/or Surface Water		
18-014	Canceled								
18-015	Love's Travel Stop and Country Store	Michael Key	1501 Port of Tacoma Road	Sanitary	9/7/2018		Ground and/or Surface Water		
18-016	Absher Construction	Andy Moore	827 Tacoma Ave North	Sanitary	10/4/2018		Ground and/or Surface Water		
18-017	The Walsh Group	Ken Hallquist	824 E 25th	Sanitary	10/17/2018		Ground and/or Surface Water		
18-018	Port of Tacoma	Anita Fichthorn	1675 Lincoln Ave	Sanitary	12/17/2018		Ground and/or Surface Water		



## **7.0 INDUSTRIAL COMPLIANCE AND ENFORCEMENT**

---

During the 2018 reporting period, Wastewater Pretreatment Program staff performed inspections, monitoring, and permitting activities in accordance with Order No. DE 94WA-S358. WDOE delegated pretreatment program authority to the City of Tacoma in 1984.

### **7.1 INDUSTRIAL INSPECTIONS AND MONITORING EFFORTS**

During 2018, City staff conducted one to four compliance inspections for each permitted industry. The exception to this is the City collected 24 samples from the LRI discharge. The City is conducting all monitoring of this discharge as stated in their Industrial Wastewater Discharge Permit. The most common sample event is a one-day batch discharge sample event or a one-day composite sample event.

Inspectors conducted 71 formal inspections on 40 permitted significant industrial users (SIUs) including 11 industries with zero discharge permits. Additionally, staff conducted 119 sampling events for permitted SIU's and performed selected sampling of other dischargers. A summary of the permitted industrial user self-monitoring sampling results can be found in the Form 8s in Appendix C. The industrial user monitoring schedule for 2018 and the proposed sampling for 2019 can be found in Table 7-1.

### **7.2 GENERAL INSPECTIONS**

In 2018, 900 general business inspections were conducted under the stormwater and sanitary sewer Source Control Program. In response to complaints and reports from citizens, other regulatory agencies, and City employees, Environmental Compliance staff responded to 465 reports of spills, illegal dumping, and complaints of unusual color, odor, or sheen in the municipal sewer system.

EC staff performed inspections of 187 oil/water separators and grease devices discharging to the wastewater system during 2018. Additionally, EC staff conducted joint inspections with other entities such as the City of Tacoma Solid Waste Division, the City of Tacoma Planning and Development Services' Code Compliance, Tacoma-Pierce County Health Department and WDOE when common issues were identified. Technical support for WDOE and Environmental Protection Agency investigations was provided as needed.

EC staff rotates after-hours and weekend emergency response duties for events such as sanitary sewer overflows, oil or chemical spills, and sewage backups using a call-forwarding system from (253) 502-2222 for 24-hour coverage for spills and complaints.

### **7.3 INTERLOCAL AGREEMENT INSPECTIONS**

During 2018, EC staff conducted door-to-door business inspections in the neighboring interlocal agreement jurisdiction of Fife. These visits included the inspection of pretreatment devices, water used in manufacturing/industrial activities, and any other discharges which may fall under federally regulated categories. The interlocal agreement also states that Fife and Tacoma shall work cooperatively together to ensure users meet the requirements of TMC, Chapter 12.08 Wastewater and Surface Management Regulations and Rates.

## 7.4 ENFORCEMENT ACTIVITY – SIGNIFICANT NON-COMPLIANCE

During 2018, one SIU was found to be in Significant Non-Compliance (SNC) as defined by federal regulation 40 CFR Part 403 and local ordinance TMC, Chapter 12.08. Details of industry found to be in SNC were published in the legal section of a newspaper of general circulation in the first quarter of 2018. Other SIU compliance issues can be found in Table 6-2.

## 7.5 STAFFING AND TRAINING

In 2018, EC staff consisted of six Senior Source Control Representatives and four Source Control Representatives conducting pretreatment and general inspections, complaint investigations, and follow-up actions within the areas of Tacoma and Fife. This work included the City's grease management efforts, oil/water separator inspection program, management of Special Approved Discharges, the Septage Hauler Program, and the Mobile Washer Program.

Assistant Division Manager, Kurt Fremont, Senior Environmental Specialist Jason Yost, Senior Environmental Specialist Laura Nokes managed Day to day program activities.

To stay current with existing and proposed regulations, in 2018 EC staff participated in and/or conducted the following:

- Participated in work groups organized by the King County-Metro Interagency Regulatory Advisory Council (IRAC) and Pierce County Interagency Compliance Team (PICT)
- Continued communications with other regulatory agencies such as the Tacoma Fire Department, Tacoma Pierce County Health Department, and WDOE
- Continued to work on the mandatory Ken Kerri Pretreatment Facility Inspection Course
- Attended Western States Project Introduction to Environmental Enforcement Course, January 17<sup>th</sup> thru 19<sup>th</sup> in Anaheim, CA
- EnviroStat Inc. Sampling for Defensible Environmental Decisions, February 26<sup>th</sup> thru March 1<sup>st</sup>
- Attended the Western States Alliance Forum FOG Forum, April 16<sup>th</sup> and 17<sup>th</sup>
- Attended the Region 8 Pretreatment Conference, May 7<sup>th</sup> thru 11<sup>th</sup> in Page, AZ
- Attended the National Association of Clean Water Agencies National Pretreatment and Pollution Prevention Workshop, May 15<sup>th</sup> thru 17<sup>th</sup> in Tucson, AZ
- Attended the Pacific Northwest Pretreatment Workshop, September 10<sup>th</sup> thru September 12<sup>th</sup> in Vancouver, WA
- Attended the FLETC Advanced Environmental Crimes Training (AECT), September 18 thru 28<sup>th</sup> in Glynco, GA
- Attended the Western States Project training on Verbal Judo, September 19<sup>th</sup> and 20<sup>th</sup> in Tacoma, WA
- CWACS Local Limits Training on October 17<sup>th</sup> in Denver, CO

Table 7-1 (Form 9)  
Industrial User Monitoring Schedule

Industrial User	Sampling Frequency				Self Monitoring Comparison (Y/N)	Inspection Frequency		Comments
	POTW		Self Monitoring			2018	2019 Planned	
	2018	2019 Planned	2018	2019 Planned				
Bracklen-Atlas Foundry (formerly Atlas)	4	4	13	Batch	Y	2	2	Batch
Burlington Environmental, LLC (Stericycle)	6	4	45	Batch	Y	2	2	Batch
Caraustar Mill Group	4	3	0	0	Y	2	2	Continuous Monitoring for Flow
Darling International	43	36	51	12	Y	2	2	
Delta Camshaft	0	0	0	0	N	1	1	Zero Discharge
Ecotex Healthcare Laundry	2	4	160	52	Y	2	2	
Edman Company	2	2	12	12	Y	2	2	
Emerald Services, Inc.	2	2	10	Batch	Y	2	2	Batch
Evergreen America Corporation	2	2	12	12	Y	2	2	
Federal Way Radiator (Pierce Co Permit)	0	0	0	0	N	1	1	Zero Discharge
Fibro Corporation	0	0	0	0	N	1	1	Zero discharge
Foss Landing Marina	2	2	4	4	Y	2	2	
Gardner-Fields Company, LLC	0	0	0	0	N	1	2	Zero Discharge
Heritage-Crystal Clean	2	2	24	Batch	Y	3	2	Batch
Innovative Repairs, LLC	0	0	0	0	N	1	1	Zero Discharge
Jones Chemical	0	0	0	0	N	1	1	Zero Discharge
KIK Tacoma								Batch, Permit Closed September 2017
LRI (Pierce County Recycling, Disposal & Composting)	23	4	0	0	N	2	2	City Conducting all Monitoring
Northstar Chemical	2	2	8	10	Y	2	2	Batch
NorthwestElch Technologies	0	0	0	0	N	1	1	Zero Discharge
Orion Marine Contractors, Inc	0	2	1	4	Y	2	2	Rare Discharge
Pabco Building Products	0	0	0	0	N	1	1	Zero Discharge - Permit modified and dropped wash pad sampling
Pacific Container Corporation	2	2	4	4	Y	2	2	Batch Discharge with Quarterly Sampling
Pacific Northwest Terminals	3	4	9	Batch	Y	2	2	Batch Discharge in 2018
Performance Radiator	0	0	0	0	N	1	1	Zero Discharge
Petroleum Reclaiming Services (PRS)	2	2	123	Batch	Y	2	2	Batch
PWT Testing	2	2	4	4	Y	2	2	
Port of Tacoma Maintenance Shop	3	2	5	4	Y	2	2	
Powder Coating Systems	2	2	7	12	Y	2	2	
Puget Sound Energy	2	2	4	4	Y	2	2	
Rainier Ballistics	0	0	0	0	N	1	1	Zero Discharge
Sea-Tac Infitte Services	2	2	52	52	Y	2	2	
Superior Linen	2	2	2	2	Y	2	2	
SeaPort Sound Terminal LLC	0	2	2	12	Y	0	2	New Owner, Permit Transferred from Targa
Tacoma Public Utilities Decant Facility	1	2	4	Batch	Y	3	2	New Permit
Targa Sound, Inc	2	0	10	0	Y	2	0	Permit Transferred to SeaPort
Tomlinson Linen	2	2	2	2	Y	2	2	
Truck Rail Handling	3	2	3	Batch	Y	2	2	
Two Ravens, LLC	0	0	0	0	N	1	1	Zero Discharge
WCI dba Murrey's Disposal	2	2	4	4	Y	2	2	
WSDOT/CH2M Hill (Lilyblad site remediation)	2	2	2	2	Y	2	2	



Table 7-2 (Form 10)  
Industrial User Enforcement Activities

Industrial User	Call	Meetings	Letter	Notice	Penalties	SNC	Back in Compliance	Other/Comments (including public notice)
Sea-Tac Infiltrate Services								
Bradken-Atlas Foundry	1							Phone call about tarped waste fixer
Burlington Environmental (Stericycle)	1	2	1				Yes	Warning Letter - Violation of Permit Conditions, Prohibited Bypass of Pretreatment Equipment
Carausiar Mill Group	1							
Darling International	Several	Several	5				Yes	Warning Letters - TSS Exceedances(1) SGT-HEM Exceedances(2) Pump Station Interference (1), Conveyance System Interference (1)
Delta Camshaft								
Ecotex Healthcare Laundry	2							
Edman Company								
Emerald Services, Inc.								
Evergreen America Corporation	2	1	2				Yes	Warning Letter (2) - SGT-HEM Exceedance, Late Notification of Non-compliance, Zinc Exceedance, Late Notification of Non-compliance
Federal Way Radiator (Pierce Co Permit)								
Foss Landing Marina								
Gardner-Fields Company, LLC								
Heritage-Crystal Clean								
Innovative Repairs, LLC								
Jones Chemical								
KIK Tacoma								Permit Closed 2017
LRI (Pierce County Recycling, Disposal & Composting)	Several	2	1				Yes	Warning Letter - Exceeding Wastewater Discharge Limitations (As) - Sept.
Northstar Chemical								
Northwest Eitch Technologies								
Orion Marine Contractors, Inc	1		1				Yes	Warning Letter - Failure to Monitor for All Pollutants
Pabco Roofing Products								
Pacific Container Corporation								
Pacific Northwest Terminals	2							
Performance Radiator	2							
Petroleum Reclaiming Services (PRS)	1		1					Warning Letter - Failure to Properly Monitor and Report Free Cyanide
Phoenix Environmental Services								
PM Testing								
Port of Tacoma Maintenance Shop								
Powder Coating Systems	Several	Several	2		1500\$	1	Yes	Warning Letter (2)- Failure to Monitor, Q-1, (1) Late Report November, NOV-SNC July - TTO Violations
Puget Sound Energy	1		1				Yes	Warning Letter - Improper Operation of Pretreatment Equipment
Rainier Ballistics								
Superior Linen	1	1	1				Yes	Warning Letter - Failure to meet TPH Discharge Limitations
Targa Sound, Inc.								
FibroCorp								
SeaPort Sound Terminals LLC								
Tomlinson Linen Service	1	1	1				Yes	Warning Letter - Failure to meet TPH Discharge Limitations
Truck Rail Handling	2	2	2				Yes	Warning Letter (2) - Violation of Reporting Requirements (Late Report)
Two Ravens, LLC								
Tacoma Truck Wash	Several	Several	2	2				Warning Letter (2) Failure to Monitor - July, Zinc exceedance - June, Notice of Violation (2)
WCI dba Murrey's Disposal								Failure to Monitor - Oct. Zinc Exceedance - November
WSDOTT/CH2M Hill (Lilyblad site remediation)								





## **8.0 SPECIAL PROJECTS AND PROGRAM DEVELOPMENT**

---

Environmental Services and Environmental Compliance staff continued their commitment to providing technical assistance and public education through special projects, public outreach, and Wastewater Pretreatment Program development. The Wastewater Pretreatment Program intends to continue on-going projects and continuously looks for new ways to improve. The following projects, outreach, and program enhancements took place or continued during this reporting period.

### **8.1 PUBLIC OUTREACH**

Environmental Services utilizes an annual partnership with a Tacoma-based MLB AAA baseball club, the Tacoma Rainiers, as a major communication medium. Through this outlet alone, both wastewater and surface water educational messaging is shared with approximately 375,000 fans per season.

In 2018, a full-page, color spill hotline advertisement ran in the team's program, "The Dirt," for games from May 17-May 24th, reaching a total of 41,469 fans. A second spill hotline advertisement ran in the program for games from June 25-July 3, July 12-July 22, August 1-August 7, August 6-19th, and August 21-27. During that time frame, 215,463 fans were reached.

We also received four title sponsorships throughout the season, which allowed us an additional advertisement placement at the top of the autograph page reminding fans that our surface water returns to our waterways untreated. There were a total of 21,600 fans in attendance during these dates.

On April 22, Environmental Services had the opportunity to bring Earth Day to the ballpark and spread facts and awareness to the crowd through a combination of our title sponsorship, pregame, and in-game public announcements, and videoboards featuring facts and tips including both wastewater and stormwater pollution prevention messaging. There were 6,304 fans in attendance at that game. Also, on three occasions throughout the season (April 22, May 24, and August 5), Environmental Services representatives, together with representatives from Puget Sound Starts Here, hosted educational tables along the concourse. There were 17,750 fans in attendance for these nights.

Additionally, during the 2018 season, the following message was broadcast 148 times on South Sound Sports radio, 850 AM:

"The City of Tacoma reminds you that what goes down storm drains flows directly into our local lakes, streams, and Puget Sound. To make Puget Sound healthy and safe for your family and pets, wash cars on the lawn or at a commercial car wash, pick up after your dog, bag it, and place it in the trash, use compost or TAGRO instead of fertilizer on your lawn, and fix your car's oil leaks right away. Join the team and do your part to protect Puget Sound. Learn more at [pugetsoundstartshere.org](http://pugetsoundstartshere.org)."

Another source of communication with our customers is a tri-annual newsletter that is mailed to approximately 56,000 single-family residences and is available online to everyone. The publication contains important information about our programs and services. For example, there is often messaging regarding the need to keep storm drains clear, reminding customers not to

flush wipes, or tips on reducing stormwater pollution. We also place our own advertisements in the publication, so we have been able to reutilize the spill hotline advertisement used for our above-mentioned Rainiers partnership.

Six times per year, ES sends out two utility bill inserts along with resident utility bills. The inserts contain various educational points regarding our utilities with the hope of informing residents and inspiring positive behavior change. These are sent to 116,000 residents of Tacoma specifically, and 210,000 residents of Pierce County (outside of Tacoma). The inserts are also available for digital viewing on the Tacoma Public Utilities (TPU) billing website. This year, three bill inserts were sent out that were specific to wastewater and/or stormwater, including one that was translated into Spanish.

Environmental Services also has an official Facebook page, which is used as a means of reaching more customers and more efficiently communicating about our programs and services. This tool also allows for translation of messages into languages of the audience's choice. During 2018, 29 Facebook posts were specifically targeted to wastewater or surface water messaging. The posts provided pertinent tips and information to customers and linked back to our websites for viewers to find more information. The page has 1,538 followers and 1,463 "likes" since its creation in December of 2017. While the audience reach varies per each post, the largest number of views we have received on an individual post to date is 29,600. In cases of extreme pertinence, these posts are also shared to the City of Tacoma's general Facebook page, which has 16,483 followers. Below are the 2018 wastewater posts shared on the page:

- December 29th: Post describing the Sewer Conservation Loan and informing folks to first call ES so we can help determine the cause of the backup
- December 27th: Post about the damage that leaky cars and spills can cause. Told that, if they see oily sheen, colored liquids, or foam on the streets or if they notice a chemical or sewage smell, to please file a report by dialing 311 or by visiting the Tacoma FIRST 311 web page
- November 21st: Posted a graphic from King County Wastewater of a pipe that was full of a fatberg, reminding residents the importance of keeping grease out of the drains and directing them to our pages for more information
- November 21st: First post reminding folks to put their grease in the trash during the holiday cooking season, explaining why, and also encouraging excess food waste to go in the yard waste bin
- October 1st: Your toilet is not a trashcan post. Explanation of why items other than toilet paper are dangerous and explanation, with a link back for more information
- September 29: Post reminding residents that 40 percent of sewer blockages in Tacoma are from grease clogs. Information on better options and a link back for more information
- August 20th: Post describing side sewer conservation loan and indicating areas of responsibility with link to more information
- August 16th: Post informing readers not to pour chemicals down their drains and providing safer alternatives
- August 4th: Post about not "putting money down the drain," encouraging residents to put their cooking grease and oils in a sealable bag and placing it in the trash
- July 26th: Post about importance of not flushing wipes with link to more information

- May 7th: Post about grease going in the garbage, translated into Spanish
- May 3rd: Post about not putting chemicals down the drains and providing information on proper disposal
- April 11th: Post about not flushing wipes, the importance of not doing so, and linking back to more information
- January 12th: Post about what happens to human waste and a video explaining how it is processed at the wastewater treatment facility
- January 10th: Post about where our water flows and the importance of fixing car leaks, reporting spills, scooping pet waste, planting a rain garden, and keeping chemicals out of the drains
- January 7th: Post about properly disposing of medication and not allowing them to go down drains

Environmental Compliance Staff also provided an introductory level class on the history of the Surface Water, Wastewater, and Pretreatment Programs in the City of Tacoma to University of Washington, Tacoma students.

Additionally, ES Staff provided outreach and education regarding the dental rule and resulting regulatory requirements for dental facilities to the Pierce County Dental Society.

## **8.2 TECHNICAL PLAN REVIEW**

Environmental Compliance and staff from Environmental Services, Science and Engineering Division provided technical reviews for pretreatment systems that applicants or businesses submitted under a building permit or Industrial Wastewater Discharge Permit application. Staff ensured that the engineering reports, plans, specifications, and operations and maintenance manuals conformed to WAC 173-240 for industrial wastewater treatment facilities. During 2018, EC staff provided technical review assistance for projects with potential pretreatment issues proposed in the City and in interlocal agreement areas.

## **8.3 GREASE PROGRAM**

Environmental Compliance staff administers the City's grease management program. This program includes the engineering review of new and existing food service establishments for properly sized grease retention devices and the inspection of those devices for proper operation and maintenance. The City is a member of the APWA Pre-FOG Committee, whose mission is to continue development of regional approaches for the reduction, elimination, and prevention of Fats, Oils, and Grease (FOG).

The vision of the Pre-FOG Committee is to become the regional leader in developing partnerships with vendors, other regional organizations, and the regulated community. These partnerships will contribute to the reduction and elimination of FOG-related conveyance system disruptions, and to the development of alternative uses for FOG-related wastestreams.

City staff also provides representation on the Advisory Board for the Western States Alliance, a multi-state organization, and the regulated community. These partnerships will contribute to the

reduction and elimination of FOG-related conveyance system disruptions and to the development of alternative uses for FOG-related waste streams.

Other steps taken in the grease management program include the following:

- The Environmental Services, Operations and Maintenance Division, Sewer Transmission evaluates grease build-up throughout the municipal conveyance system, based on routine maintenance and complaints, and adjusts maintenance schedules accordingly. During 2018, EC staff continued to focus restaurant inspection efforts on areas in the City exhibiting historical issues with excessive grease in the collection system.
- During 2018, EC staff continued the pilot project started in 2014 of an online grease device maintenance tracking system. This system is designed to track maintenance activities of private grease devices throughout the City and to guide source control inspections of facilities exhibiting maintenance issues.
- Staff provides our inter-local agreement areas a weekly list of sites that have grease removal devices, which have failed inspection criteria (reported by cleaning contractors), so enforcement actions can be taken by those municipalities.

#### **8.4 ILLICIT DISCHARGE DETECTION AND ELIMINATION PROGRAM**

Environmental Compliance continued to work closely with the Central Treatment Plant Operations Section (Operations) to assist with determining possible sources of unusual wastewater characteristics found in the treatment process. In 2018, EC continued to collaborate with Operations and, when necessary, sought to identify sources that could impact plant operations.

During 2018, EC staff became aware of elevated levels of certain organic compounds in samples at the North End Treatment plant, which is highly residential. Staff used mapping software to track down potential home-based businesses or commercial sites that could have contributed to the elevated numbers.

In South Tacoma, one of the City's pump stations had a heavy ragging issue. EC staff used cameras to monitor the wet well for problems and canvassed the contributing drainage area. In addition, Source Control conducted surveillance monitoring at two industries. Of the two sites that were monitored, one was found to have unauthorized discharges prompting an ongoing enforcement action.

#### **8.5 SEWER CONSERVATION LOAN PROGRAM**

In 2018, EC staff took over administering the City's Sewer Conservation Loan Program. In 2018, multiple customers were counseled and 43 loans were completed; \$321,789.17 was loaned out for septic system abandonment and side sewer replacement. Eligible loan projects include abandoning failed septic systems, replacing failed side sewers, replacing industrial pretreatment equipment and/or stormwater treatment or detention devices.

## **8.6 PRETREATMENT INFORMATION MANAGEMENT SYSTEM (PIMS)**

During 2018, the City moved forward with purchasing a PIMS from Enfotech. Most of the year was spent developing and configuring the system to meet the City's programmatic needs. On October 1, 2018, the City implemented the new Pretreatment Information Management System (iPACs) to manage all site, permit, inspection, monitoring, self-monitoring, compliance, and reporting information for the Pretreatment Program.

This page intentionally left blank

## **9.0 PROGRAM FUNDING**

---

Environmental Services operates as a utility, covering operations and maintenance for stormwater, wastewater, and solid waste activities in the City. Wastewater Pretreatment Program activity is driven by the need to protect the wastewater collection and treatment system and ensure a viable biosolids utilization program. The majority of funds to operate the Wastewater Pretreatment Program are obtained from user fees developed to recover wastewater treatment utility costs. Wastewater utility rates are based on a nearly equal split between flow, biochemical oxygen demand, and total suspended solids concentrations. Permitted industries share the cost of program administration by paying annual permit fees ranging from \$480 to \$700 depending upon permit type, and fees for SAD permit fees ranging from \$200 to \$650, depending upon the discharge volume. No funds come from local taxes or general government fund.

Funding for Wastewater Pretreatment Program is allocated from direct operating revenues from wastewater collection fees.

The expenses attributable to the Wastewater Pretreatment Program are based on the portion of an individual's time spent on pretreatment activities, capital expenditures for supplies and equipment, and overhead for office and storage facilities. In 2018, the amount attributable to wastewater source control/pretreatment was approximately \$1,250,250 (Table 9-1).

## **9.1 PERSONNEL**

An estimated 10.6 full-time equivalent positions devote their time to the Wastewater Pretreatment Program including a Senior Environmental Specialist and five Senior Source Control Representatives. These positions, led by the Senior Environmental Specialist, write and monitor Industrial Wastewater Permits, perform sampling events and inspections at permitted industries, are responsible for permit enforcement actions, implement the Industrial User Survey Program to identify potential industrial users and assist with program development activities.

Four additional Source Control Representatives conduct general business inspections, addressing discharges to both the wastewater and stormwater collections systems. Approximately 50% of their time is spent on sanitary pretreatment issues and when potential SIUs are identified, the Wastewater Pretreatment Program follows up. Two Senior Source Control Representatives manage the Special Approved Discharges (SAD) Program.

Additional Environmental Services Divisions, such as Science and Engineering Division, and Operations and Maintenance Division staff time can be directly allocated to assist with the Wastewater Pretreatment Program. Other City departments, including the City Attorney's Office and Planning and Development Services, may also assist when necessary.

## **9.2 EQUIPMENT**

City staff utilize desktop and notebook computers to document observations in reports, write permits and correspondence, and track monitoring data of industrial users. EC staff utilize laptop computers with wireless cards or hotspots to update the City's inspection and complaints/spills database from the field.

The Wastewater Pretreatment Program also use cameras, miscellaneous sampling equipment, dye-testing material, smoke generating machines, and field test kits for screening purposes. Equipment necessary for sampling is obtained from the Environmental Services Laboratory; however, additional sampling equipment may be obtained during the reporting period on an 'as-needed' basis from other sources. Eleven vehicles are assigned to EC staff and all vehicles are equipped with safety devices such as cones, signs, and lights. Future equipment purchases will either replace existing equipment or supplement existing equipment, which is generally a function of need.

### **9.3 LABORATORY SERVICES**

All EC sampling and analysis is performed by the Environmental Services Department. The Environmental Services Laboratory (EC Lab) is accredited by WDOE for all of the analyses they perform. They use a variety of sampling and analytical techniques to fulfill the requirements for the Wastewater Pretreatment Program and the Stormwater Management Program. Both manual techniques and automatic samplers are used to obtain samples for analysis. Manual sampling methods include stainless steel cups on ropes, COLIWASA waste samplers, Wheaton grab sampler, and drum thief samples. The EC Lab has twelve automatic field samplers, about half of which can be set-up for either composite or discrete sampling. The EC Lab maintains one van and one sampling truck for transporting equipment and samples.



Table 9-1  
2018 Industrial Pretreatment Program Expense Summary

**2018 Wastewater Pre-Treatment Program Costs**

<u>Pre-Treatment Staff</u>	# of FTE	
Sr Env Specialist	0.7	95,316.09
Sr SCR	4.3	535,899
Env. Specialist	1	115,765
Sr. Env Specialist	1	136,166
Asst Division Manager	0.6	115,972
Admin Asst	0.5	45,916
SCR	2.5	285,831
<b>Total Labor:</b>	<b>10.60</b>	<b>447,718.94</b>

**Additional Operating Costs:**

Supplies/Services/Overhead		344,471
<b>Total Operating Costs:</b>		<b>\$ 344,471</b>

---

<b>Total Labor &amp; Expenses:</b>		<b>\$ 792,190</b>
------------------------------------	--	-------------------

---

**523600 Y-T-D Actuals for 2018**

Supplies (Sampling & Analysis Excluded)		93,768
Misc S&A-SC	1,089	
Sampling & Analysis -SC	569	
Sampling & Analysis -Compliance	84,709	
Sampling & Analysis - Billing	8,166	
Spills and Complaints	18,370	
<b>ES Lab Svcs (Sampling &amp; Analysis)</b>	<b>112,903</b>	<b>112,903</b>
Services		113,701
Other Services		24,099
Overhead		-
		<hr/> 344,471
		83%



## **10.0 Program Modifications**

---

There were no substantial program modifications conducted to the Wastewater Pretreatment Program during 2018. There were two non-substantial program modifications submitted to Ecology in 2018. One in April and one in September of 2018 – see section 10.2 below.

### **10.1 TACOMA MUNICIPAL CODE STREAMLINING CHANGES**

In order to incorporate mandatory streamlining changes into the City's sewer use ordinance, Environmental Services made several changes during 2011 to TMC Chapter 12.08, Wastewater and Surface Water Management – Regulation and Rates. During 2018, no significant changes affecting the Wastewater Pretreatment Program were made to TMC Chapter 12.08, which can be found in Appendix D.

### **10.2 PRETREATMENT PROGRAM DOCUMENT UPDATE**

The City's Program Document was last updated in 1993 and any program modifications were noted in the City's Pretreatment Annual Reports. During 2015 – 2017, the City began drafting a new Program Document. This draft document was submitted informally for review to Ecology on February 3, 2016, and included updates to the User Survey Program, the SAD Program, the FOG program, and addressed Tacoma's policies and procedures for accepting hauled wastes. During 2018, pursuant to a consent decree, staff continued to work with Ecology on program revisions and Program Document updates to include the following:

- On April 6, 2018, a Non Substantial Modification was submitted to Ecology and included proposed Code language and proposed Program Document language regarding the application of AKART (all known, available, reasonable methods of prevention, control, and treatment) in accordance with Chapter 90.48 of the Revised Code of Washington.
- On September 18, 2018, a Non Substantial Modification, containing proposed program associated documents, was submitted to Ecology. The submittal included the following and was submitted under the current approved program and existing code language:
  - Pretreatment Permit Application – Replaces Appendix C
  - Industrial User Survey Form – Replaces Appendix D
  - Permit Boiler Plate and Permit Fact Sheet – Replaces Appendix E
  - Slug Discharge Control Plan Review Checklist - Replaces Appendix G
  - Industrial User Inspection Preparation Checklist – Supplements Chapter III, Program Implementation Section D., Compliance Inspection Manual for Industrial Facilities (Appendix L)
  - Industrial User Inspection Form – Supplements Chapter III, Program Implementation Section D., Compliance Inspection Manual for Industrial Facilities (Appendix M)
  - SMR IU Report Review Checklist - Supplements Chapter III, Program Implementation Section D., Compliance Inspection Manual for Industrial

- Facilities (Appendix N)
- Dental Certification Form (Appendix O)

### **10.3 UPCOMING YEAR: 2019**

The Pretreatment Program's goal during 2019 is to finalize the new Pretreatment Document and submit it as a program modification to Ecology for approval. City staff will also develop an implementation plan outlining procedural changes needed to meet the intent of federal, state, and local regulations for all of the components of the new Pretreatment Program Document.

## 11.0 2018 Performance Summary

---

The following is a summary of the City's Wastewater Pretreatment Program compliance and enforcement actions for both categorical and non-categorical SIUs during 2018.

### 11.1 GENERAL INFORMATION

NPDES Permit Holder: City of Tacoma Report Date: March 15, 2019

Period covered by this report: from January 1, 2018 to December 31, 2018

<u>Treatment Plant</u>	<u>NPDES Permit Number</u>
Tacoma (Central) Treatment Plant #1	WA0037087
North End Wastewater Plant #3	WA0037214

#### Contact Information

Person to contact concerning information contained in this report:

Dan C. Thompson, Ph.D.  
Business Operations Division Manager

Mailing Address: Phone Number:

City of Tacoma	253-502-2191
Environmental Services	
Business Operations Division	
2201 Portland Avenue	
Tacoma, WA 98421	

### 11.2 SIGNIFICANT INDUSTRIAL USER (SIU) COMPLIANCE

Compliance Criteria	Categorical	Non-Categorical
Submitting BMRs / Number Required	0 / 0	0 / 0
Submitting 90-Day Compliance Reports / Number Required	0 / 0	0 / 0
Submitting Annual Reports / Number Required	0 / 0	0 / 0
Submitting Semi-Annual Reports / Number Required	10 / 10	7 / 7
Submitting Quarterly Reports / Number Required	2 / 2	12 / 12
Submitting Monthly Reports / Number Required	5 / 5	4 / 4
Meeting Compliance Schedule / Number Required	0 / 0	0 / 0
In Significant Noncompliance During the Reporting Period	1	0
Not Inspected or Sampled	0	0
In Significant Noncompliance with Standards and Reporting	1	0
In Significant Noncompliance with Self-Monitoring Violations	0	0
In Significant Noncompliance with Self-Monitoring and Not Inspected or Sampled	0	0
Currently in Significant Noncompliance / Total Number of SIUs	0 / 17	0 / 23

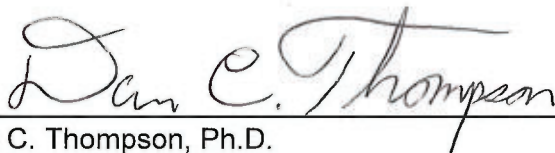
### 11.3 SIU COMPLIANCE MONITORING PROGRAM

Compliance Criteria	SIU and CIU
Without a Permit in 2018	0
Non-sampling Inspections Conducted	71
Sampling Visits Conducted	119
Facilities Sampled	29
Technical Basis for Limits (Yes / No)	Yes
Adoption of Technically Based Local Limits (Yes / No)	Yes


### 11.4 SIU ENFORCEMENT ACTIONS

Enforcement Criteria	Categorical	Non-Categorical
Compliance Schedules Issued / Schedules Required	0 / 0	0 / 0
Notice of Violations Issued	1	2
Administrative Orders Issued	0	0
Civil Suits Filed	0	0
Significant Non-Compliance	1	0
Penalties Collected (Total Dollars / SIUs Assessed)	1,500 / 1,500	0
Cost Recovery Actions (Total Dollars / SIUs Assessed)	0	0

I certify that the information contained is complete and accurate to the best of my knowledge.



Dan C. Thompson, Ph.D.  
Business Operations Division Manager  
Environmental Services



Date

## 12.0 References

---

Ecology 2009. National Pollutant Discharge Elimination System Waste Discharge Permit NO. WA0037214. State of Washington Department of Ecology. Issuance Date: June 4, 2009.

Ecology 2010. National Pollutant Discharge Elimination System Waste Discharge Permit NO. WA0037087. State of Washington Department of Ecology. Issuance Date: October 6, 2010.

EPA 1994. A Plain English Guide to Part 503 Biosolids Rule, Chapter 2. United States Environmental Protection Agency. September 1994.

EPA 2004-A. Local Limits Development Guidance Appendix A – List of Supplemental Documents: EPA 833-R-04-022B. United States Environmental Protection Agency. July 2004.

EPA 2004-B. Local Limits Development Guidance Appendix B – Industrial Categories with Pretreatment Standards: EPA 833-R-04-022B. United States Environmental Protection Agency. July 2004.

Knight, 2011. Guidance Manual for Performing an Industrial User Survey. Washington Department of Ecology, Olympia, WA. July 2011.

Tacoma, 2014. Wastewater Pretreatment Program Industrial User Survey. City of Tacoma. December 15, 2014.





# APPENDICES

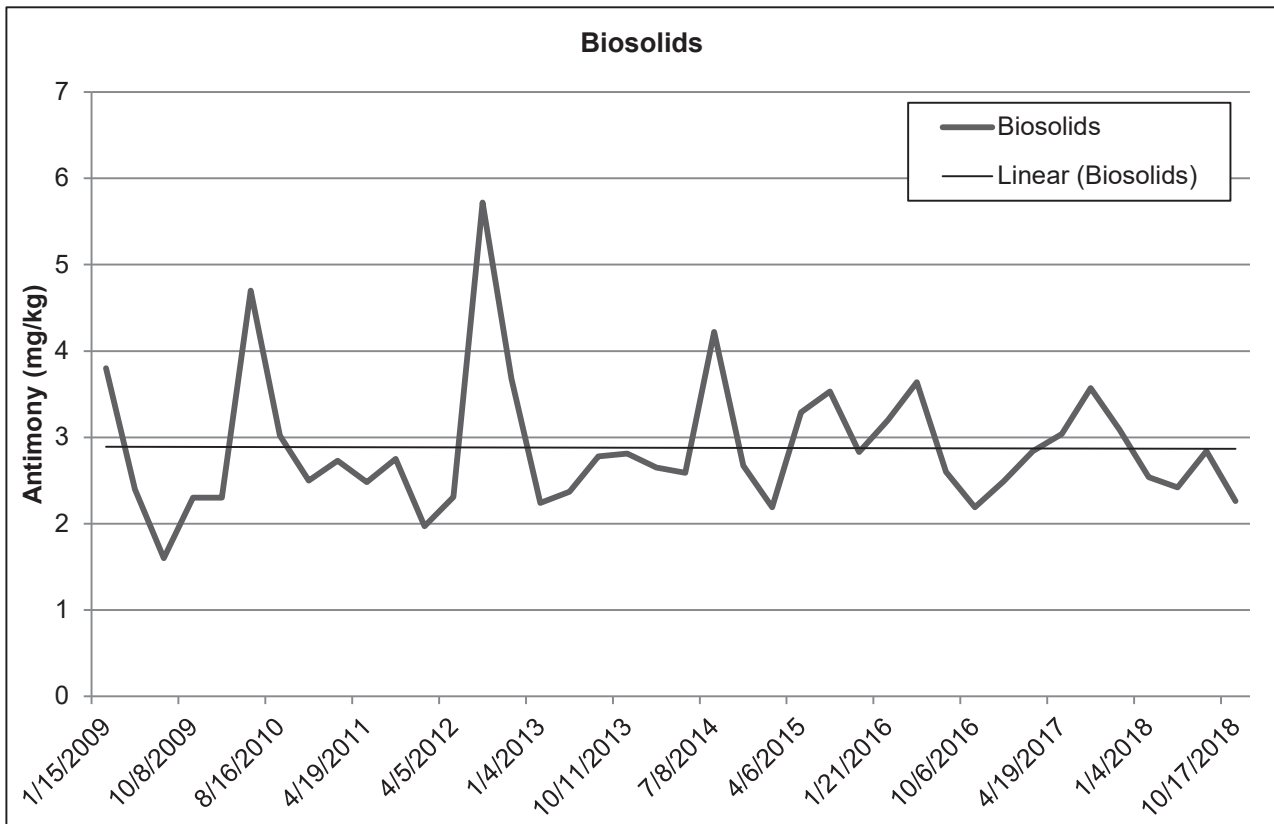
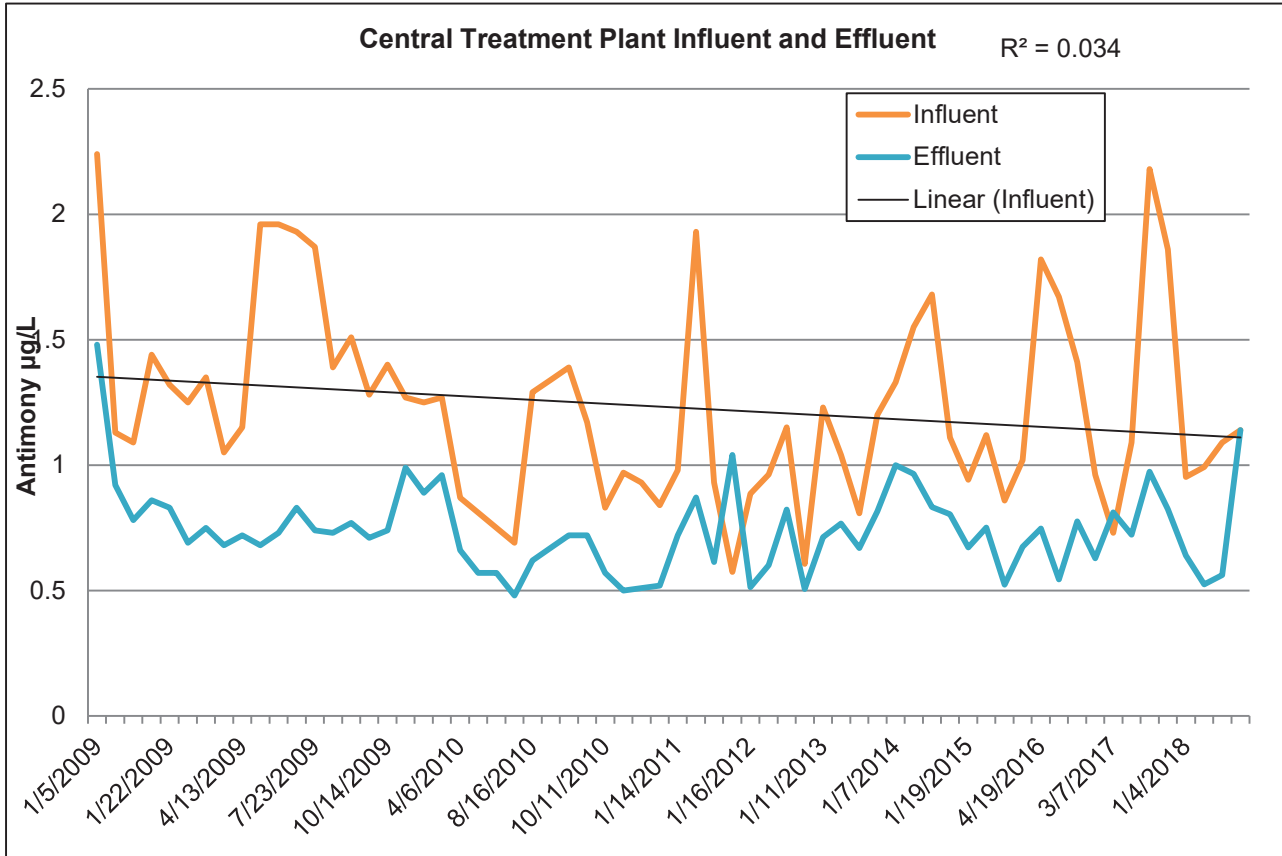
---



**APPENDIX A**  
**LONG-TERM TRENDS FROM 2009-2018 FOR POCS**

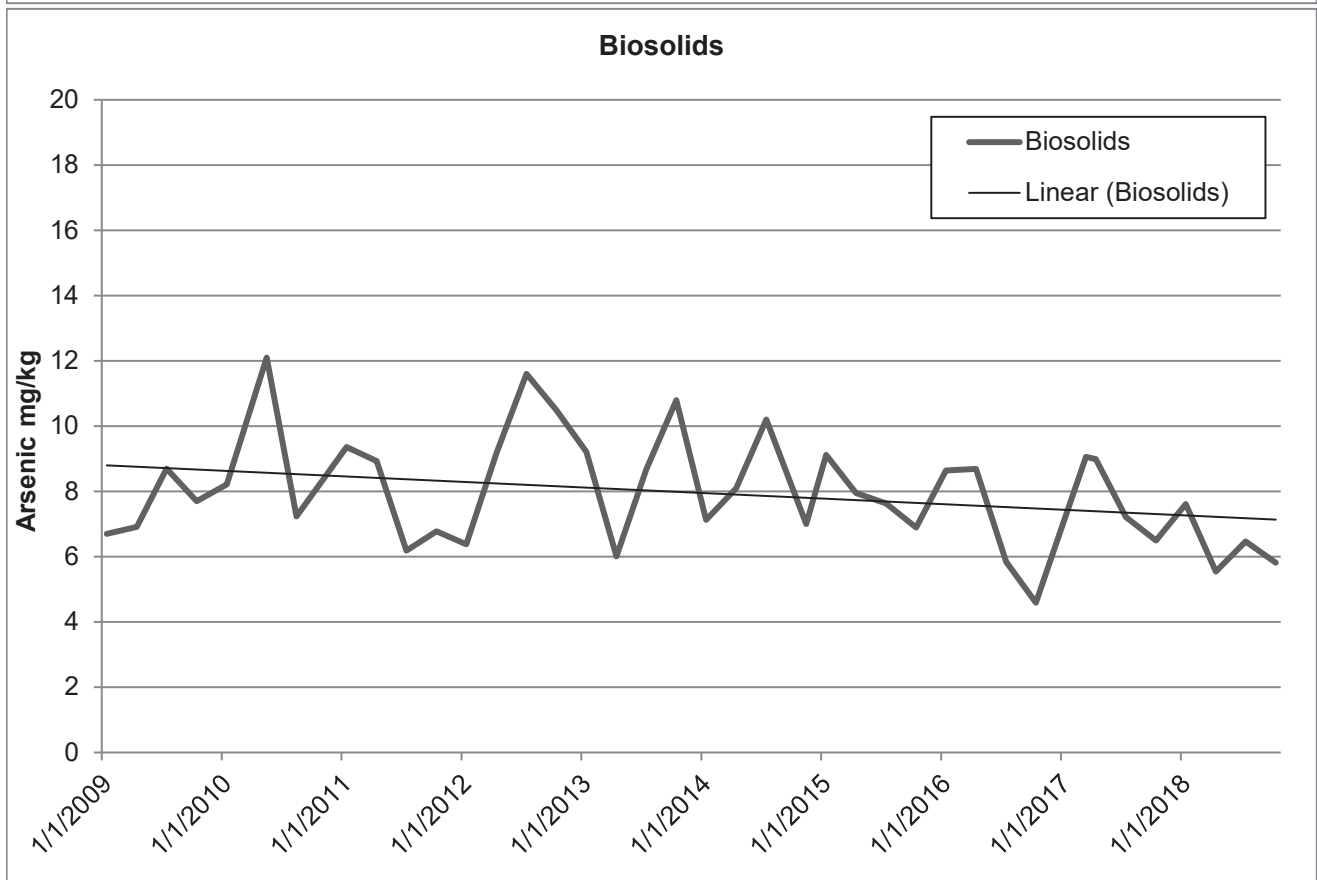
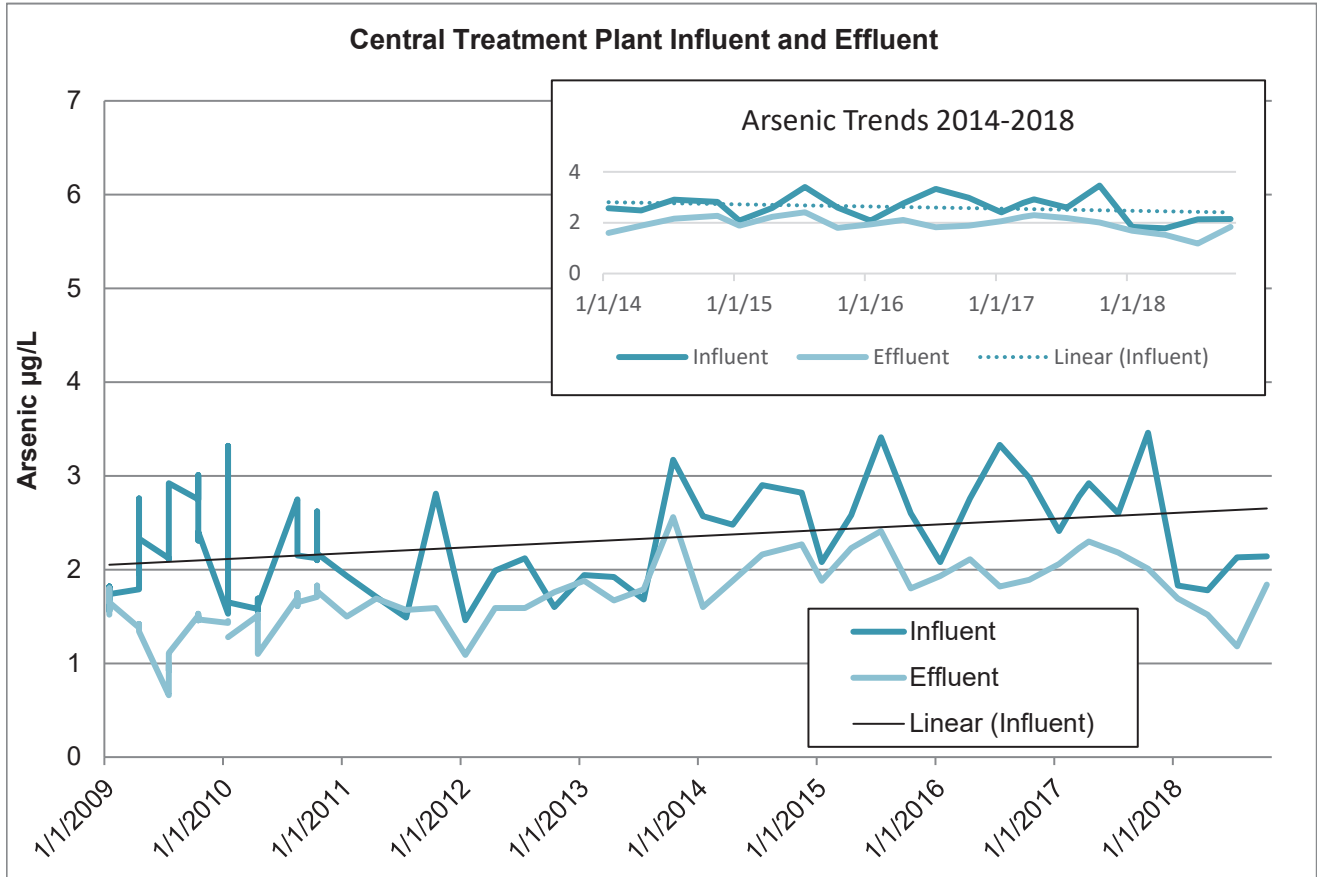


**Figure A-1**  
**Antimony Trends 2009-2018**





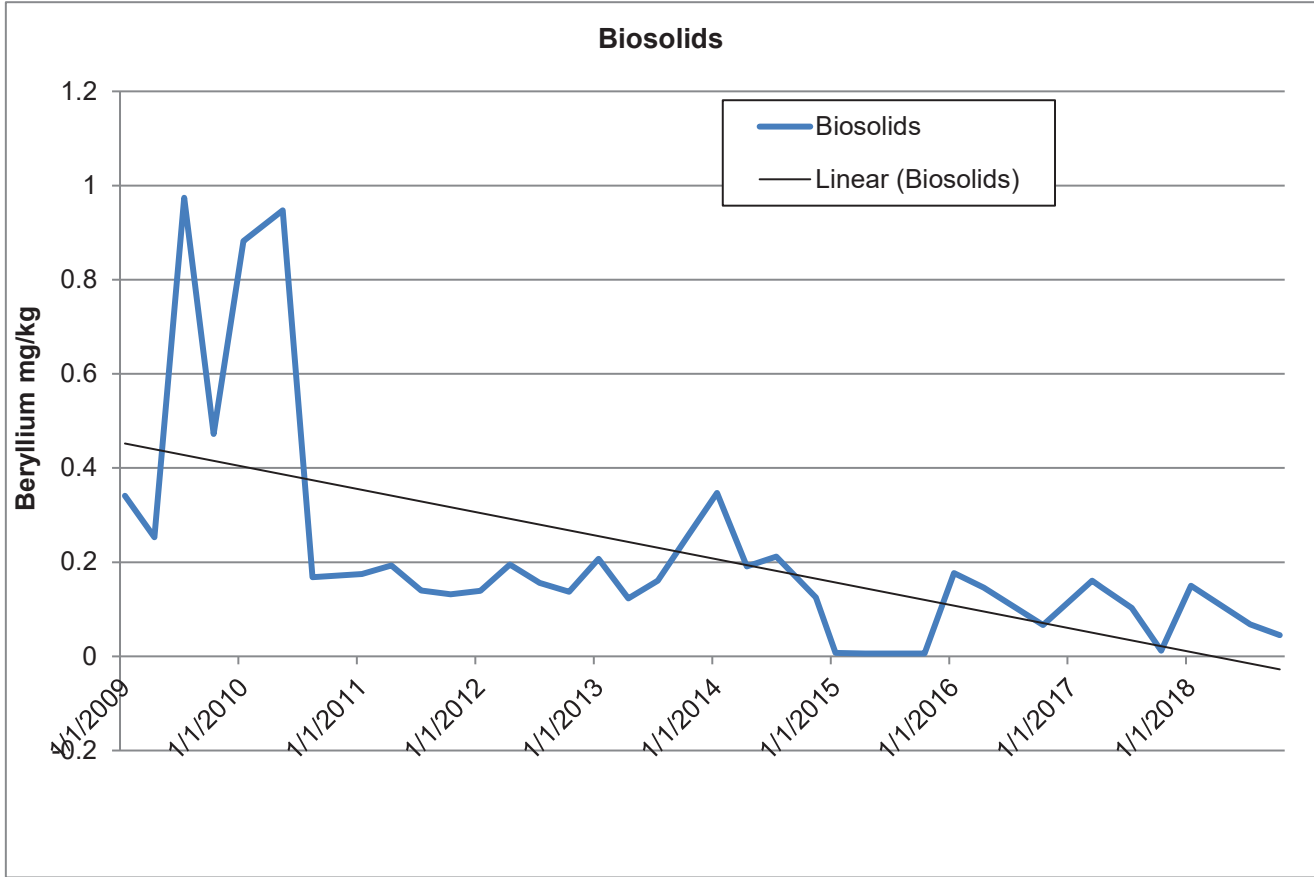
**Figure A-2**  
**Arsenic Trends 2009-2018**





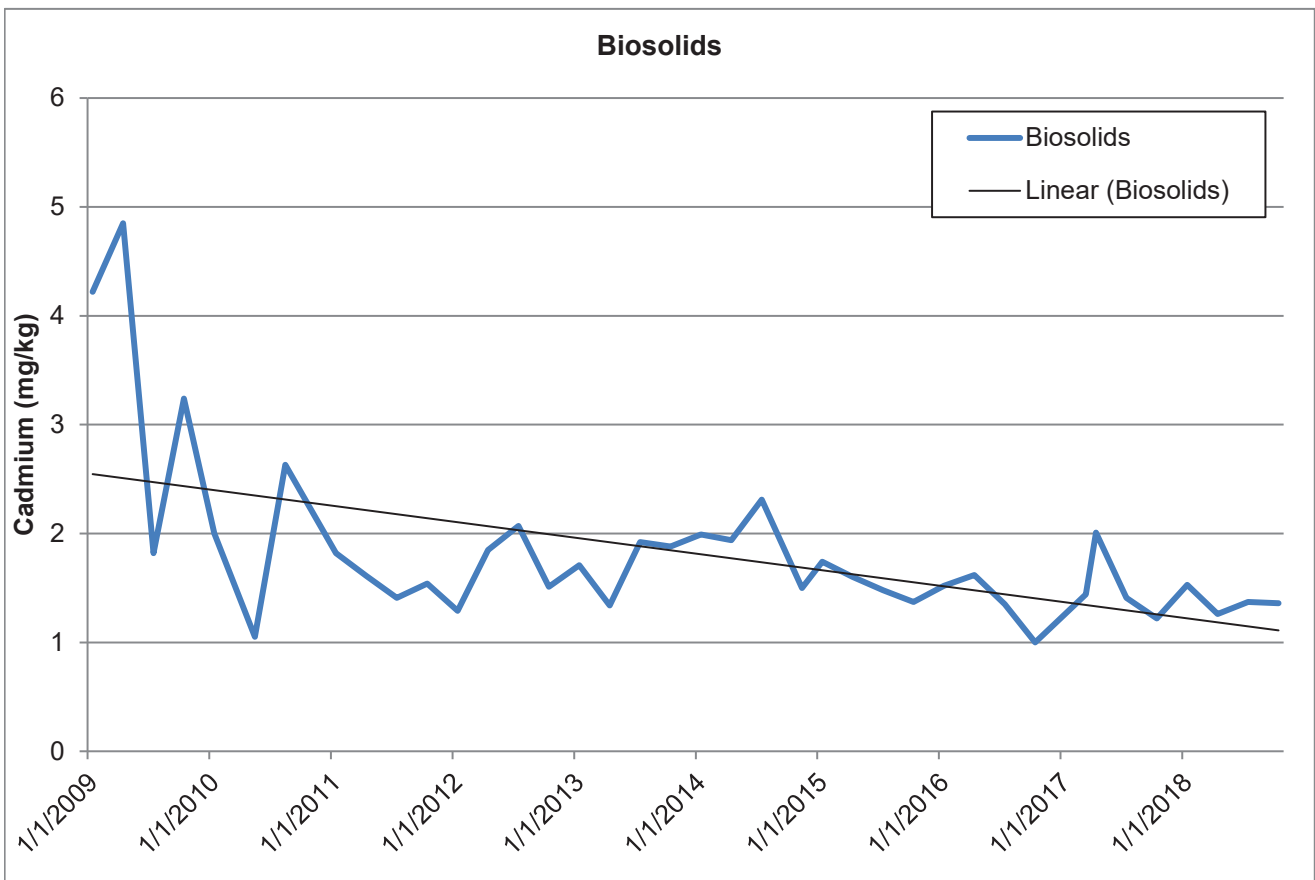
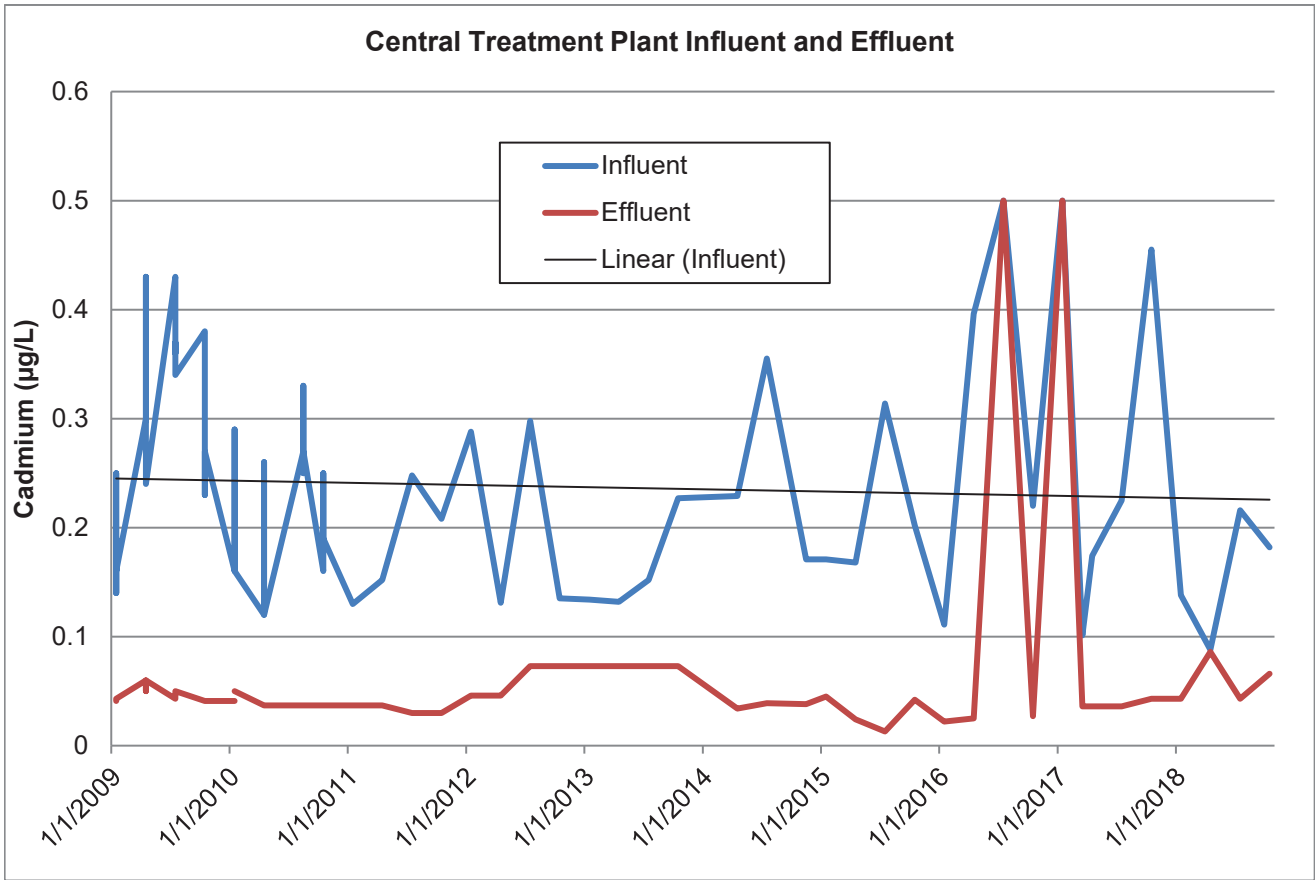


Appendix A-3  
Beryllium Trends 2009-2018



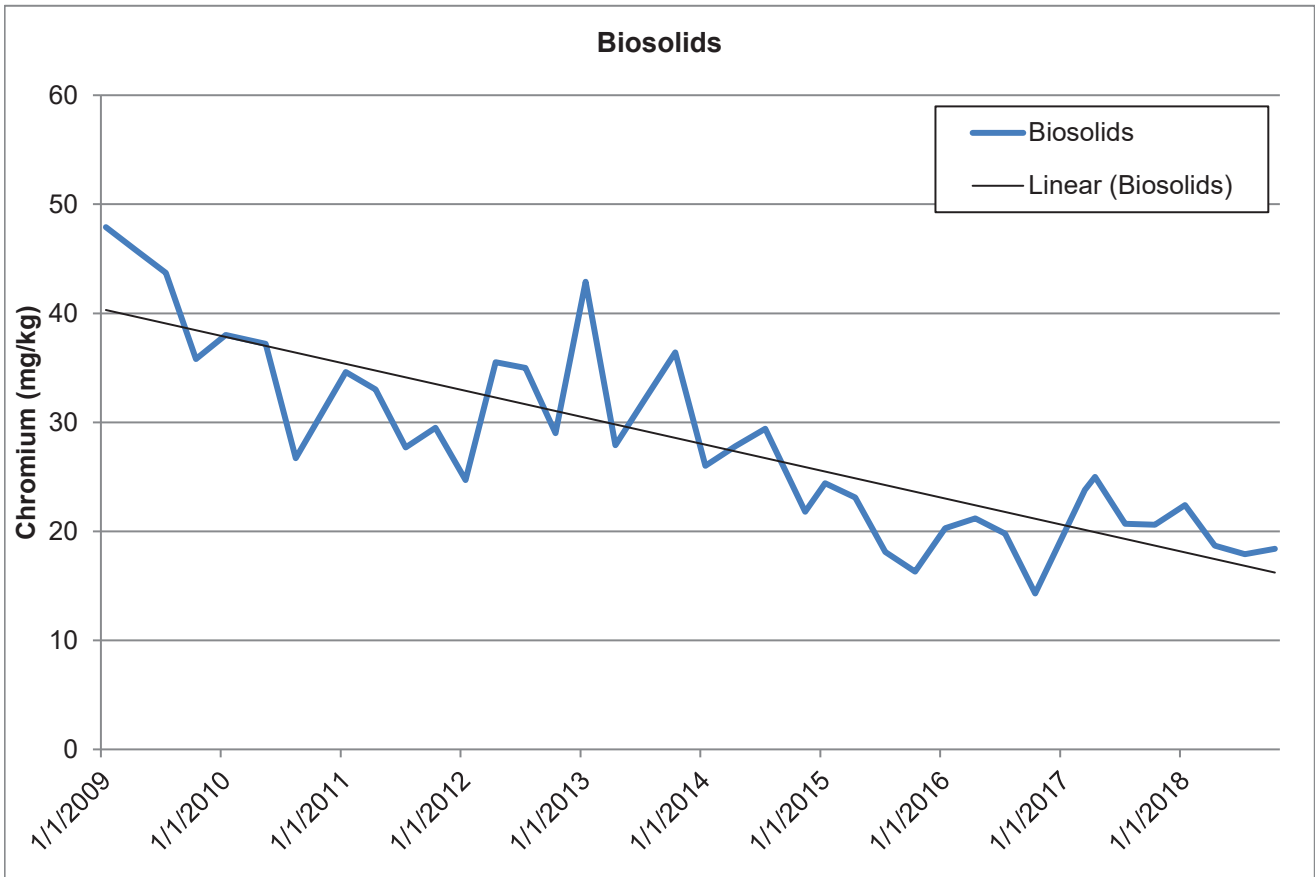
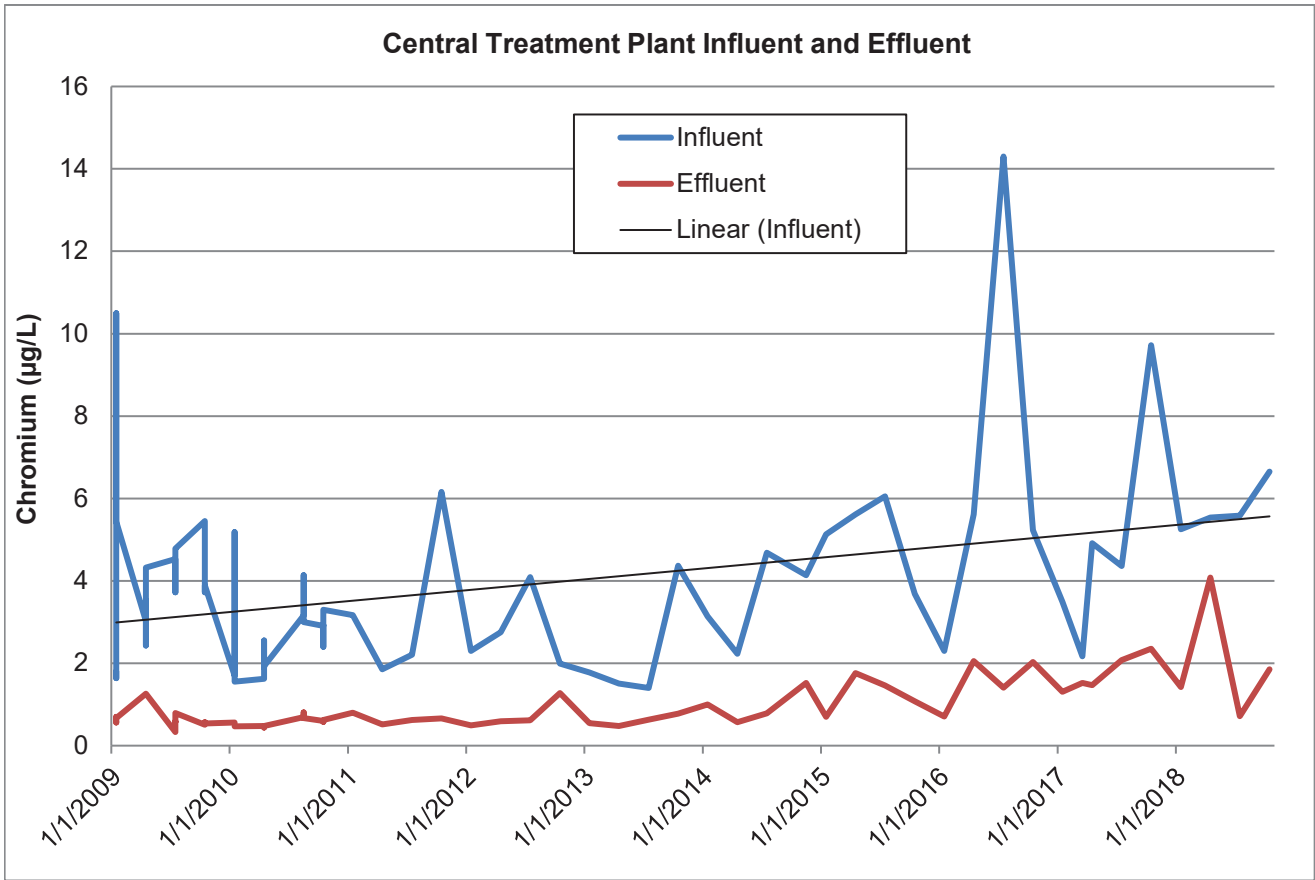


**Figure A-4  
Cadmium Trends 2009-2018**



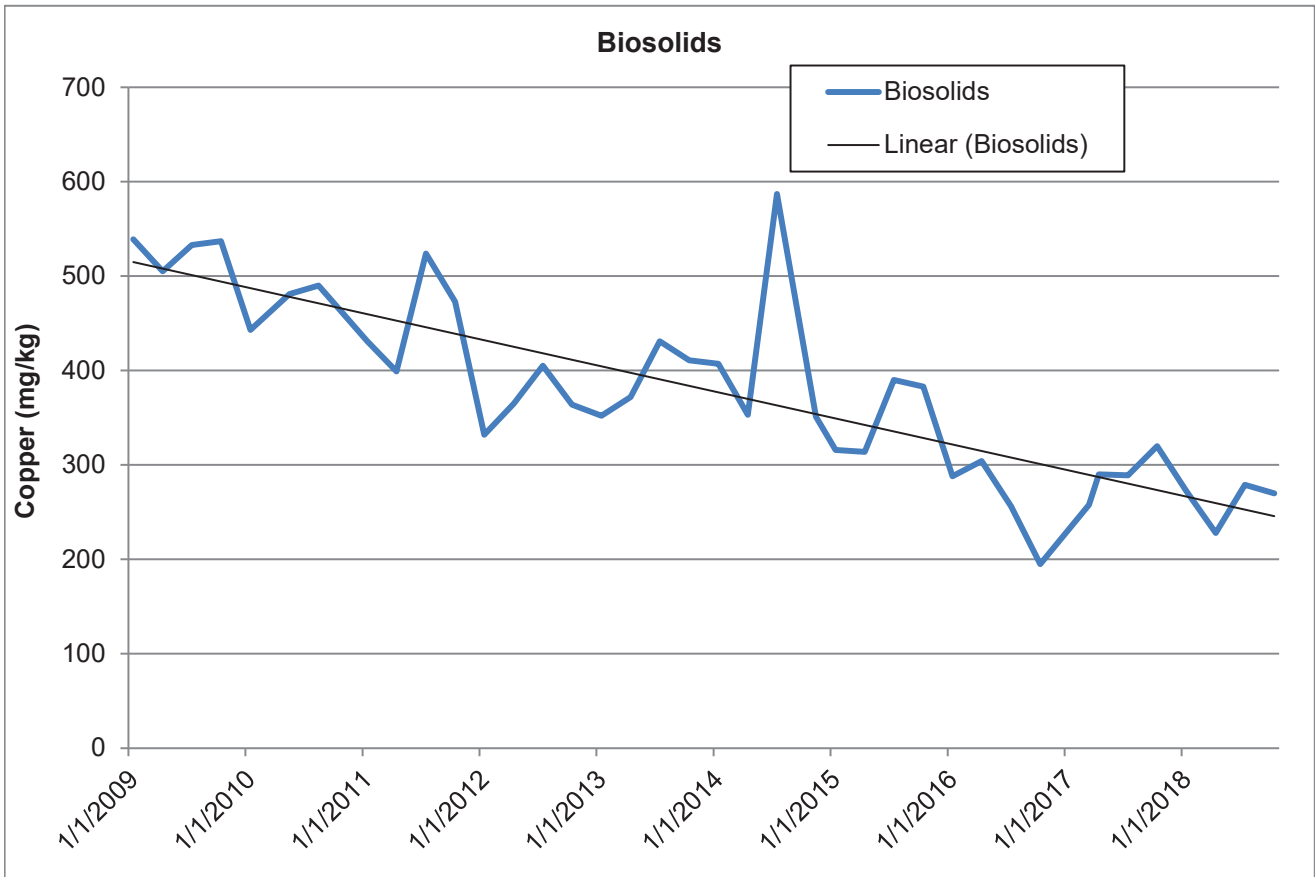
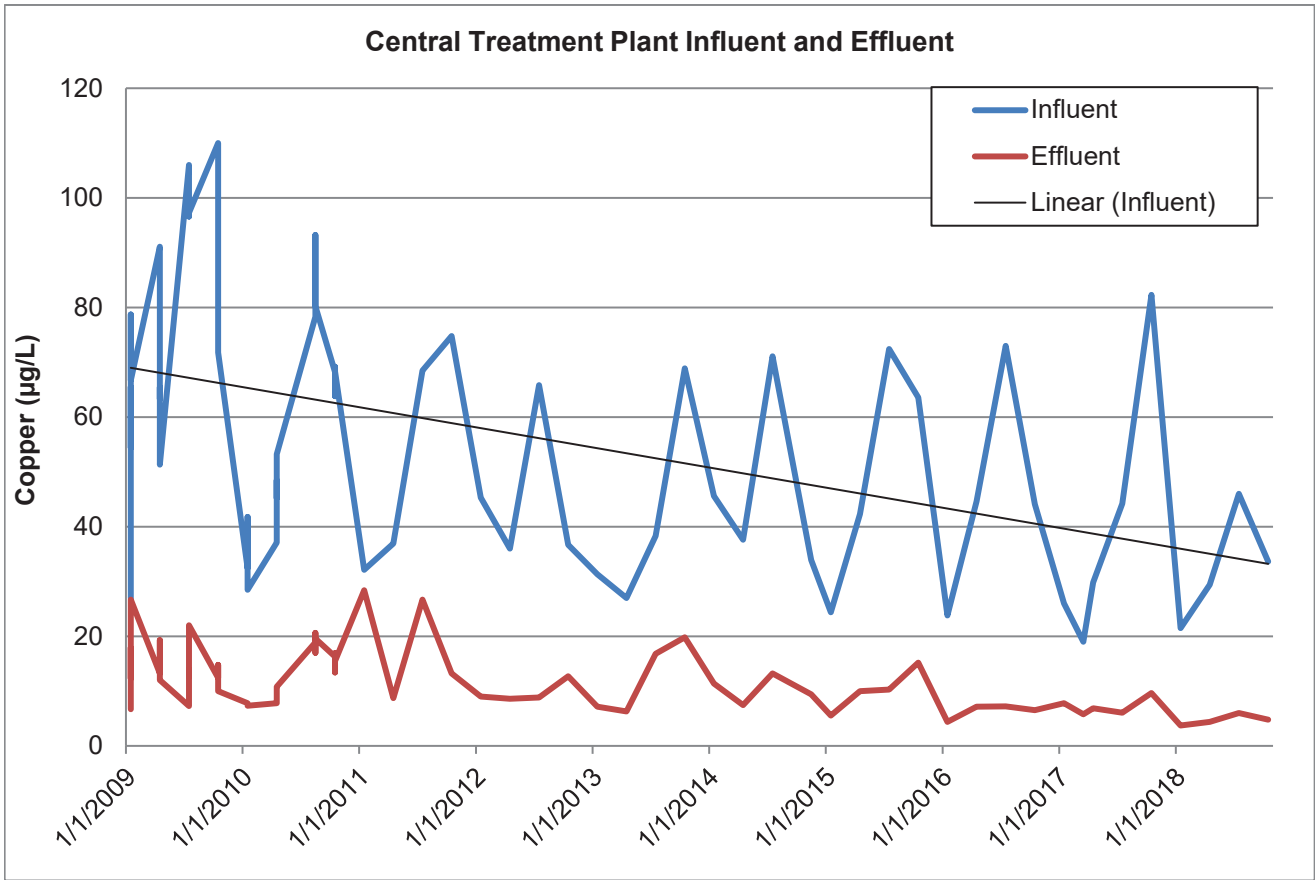


**Figure A-5  
Chromium Trends 2009-2018**





**Figure A-6  
Copper Trends 2009-2018**







**Figure A-7  
Cyanide Trends 2009-2018**

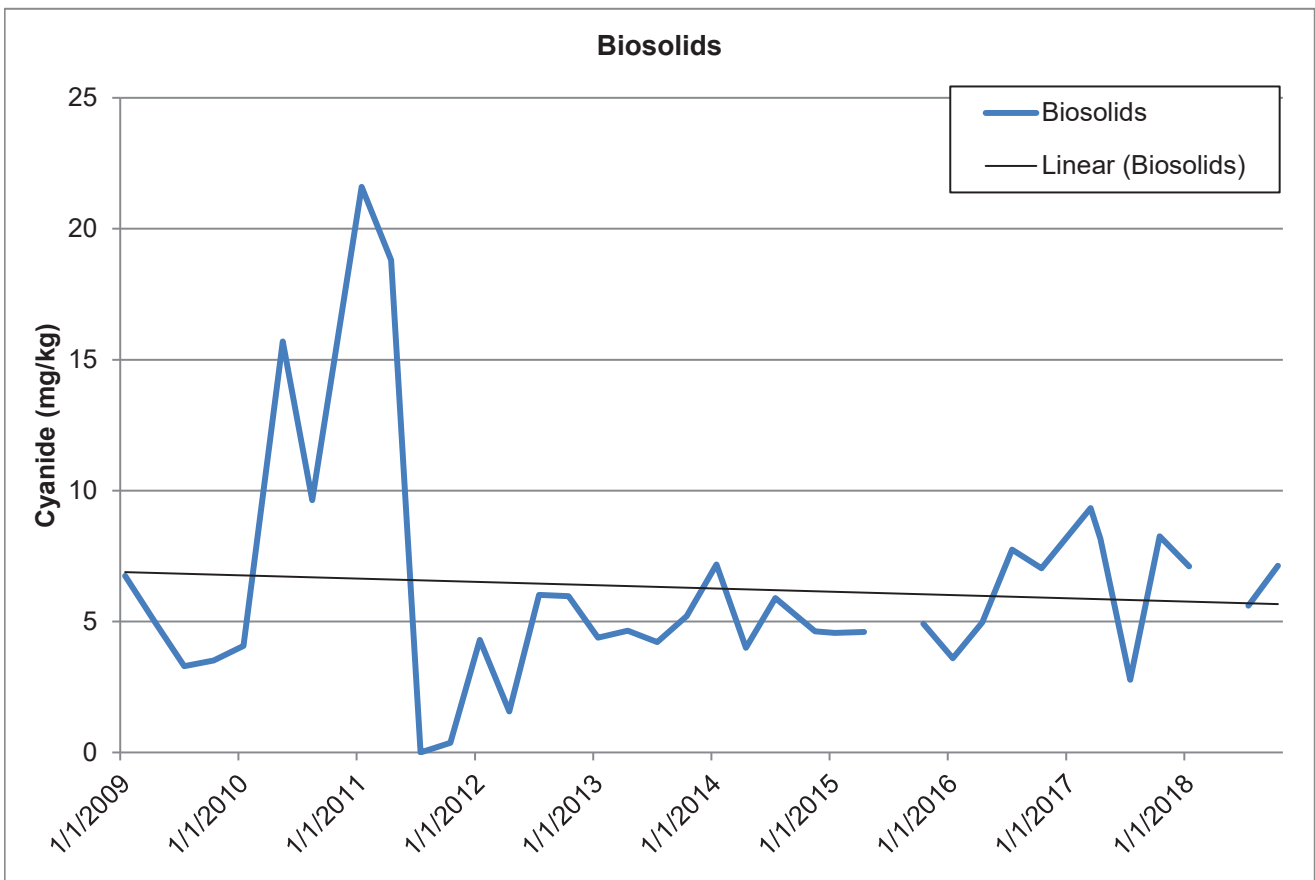
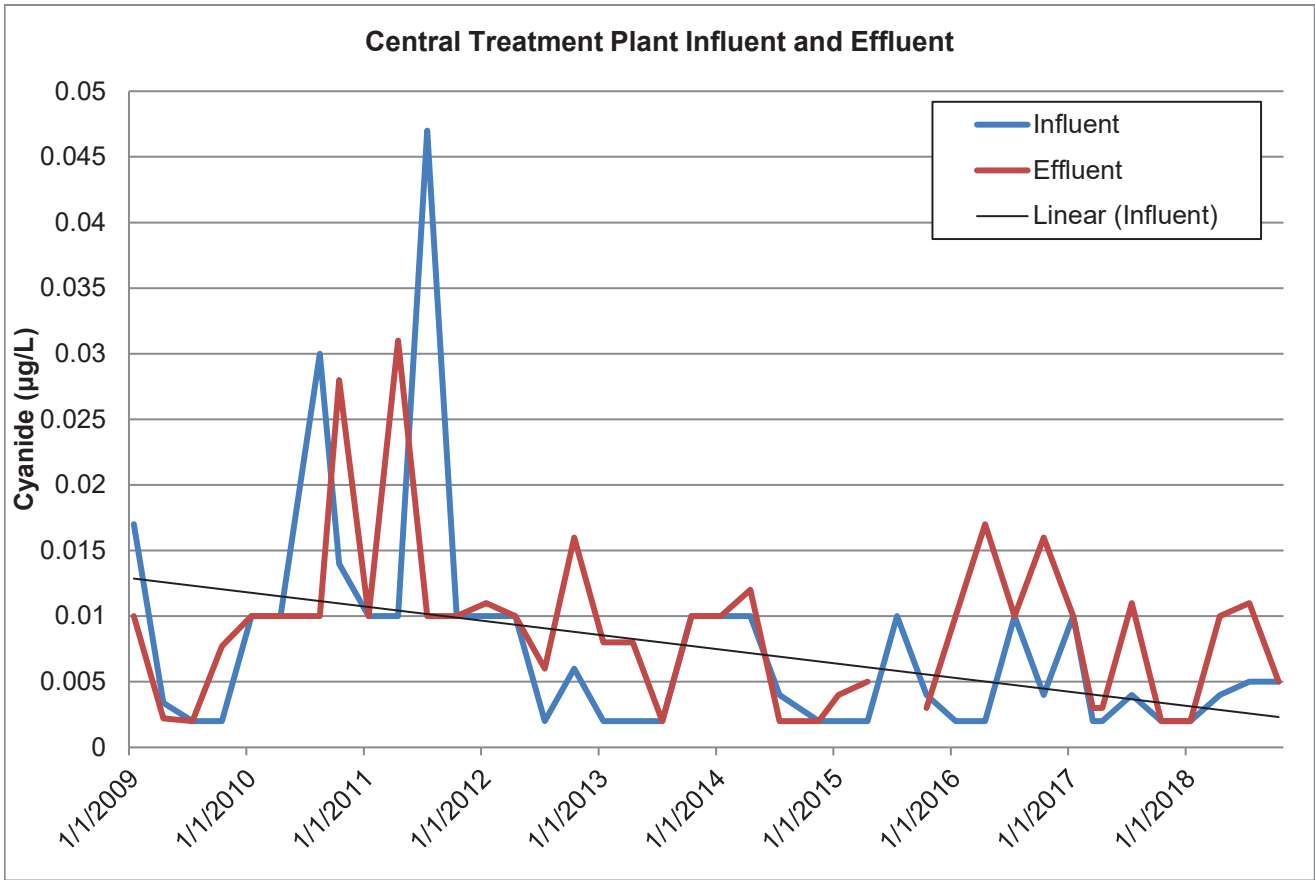




Figure A-8  
HEM Trends 2009-2018

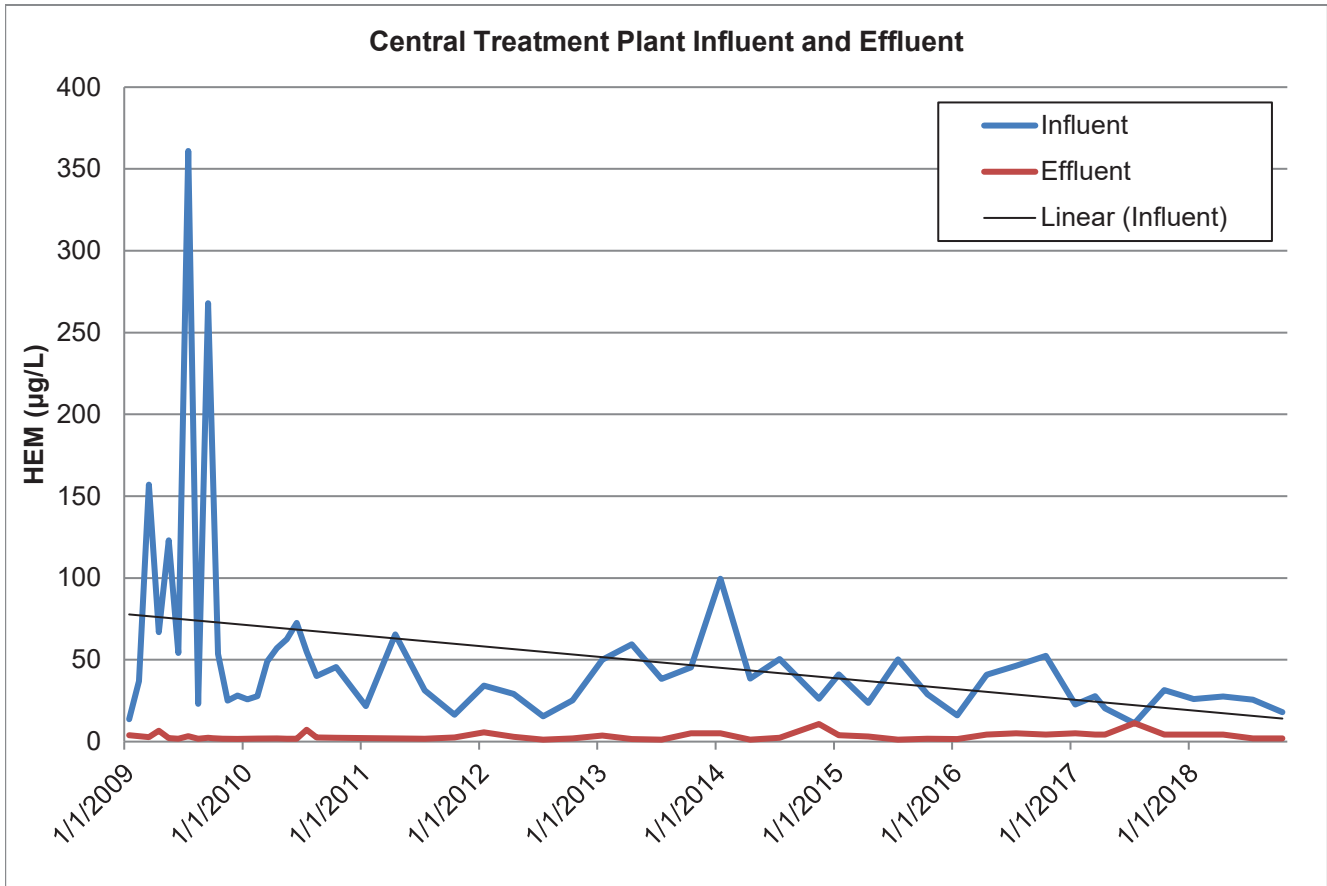




Figure A-9  
Lead Trends 2009-2018

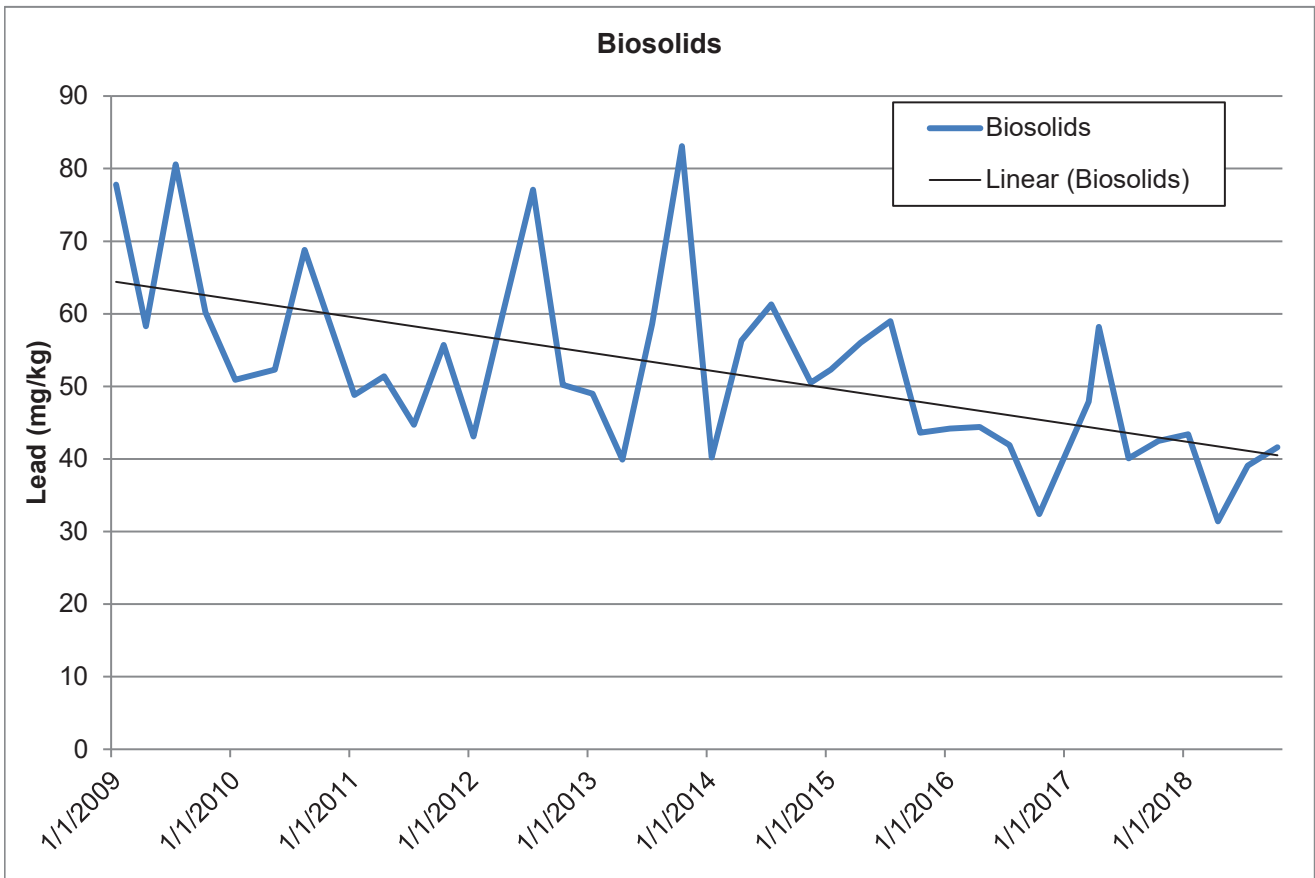
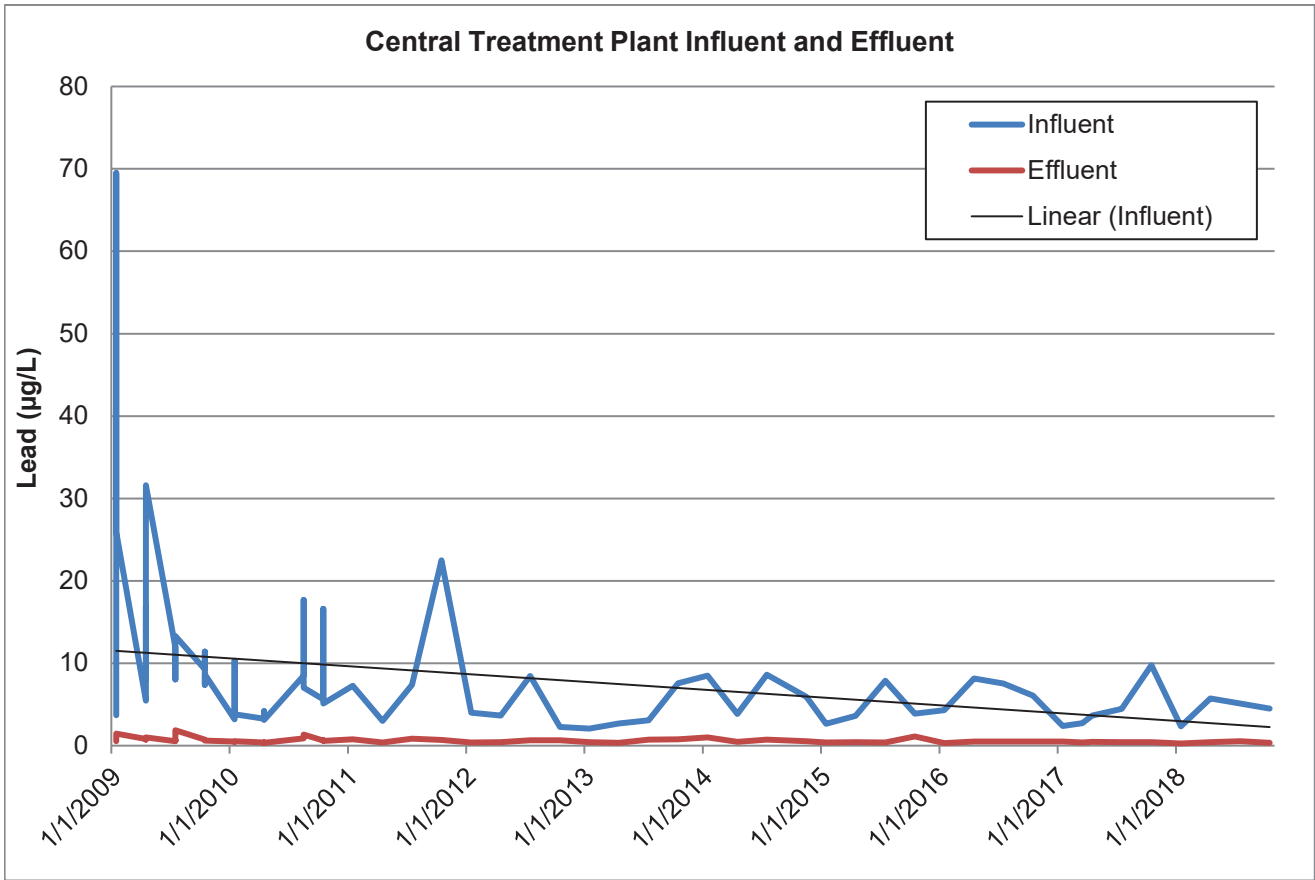
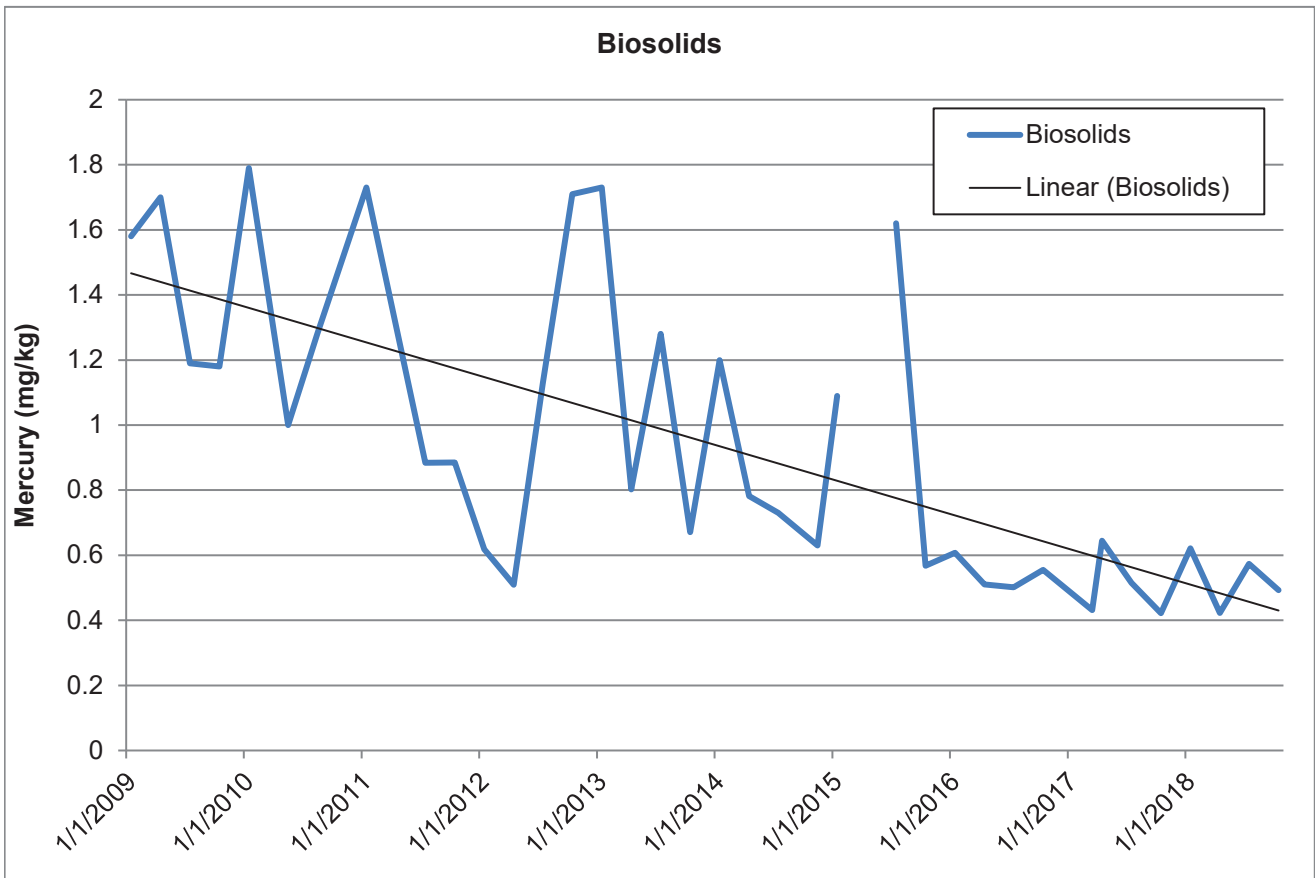
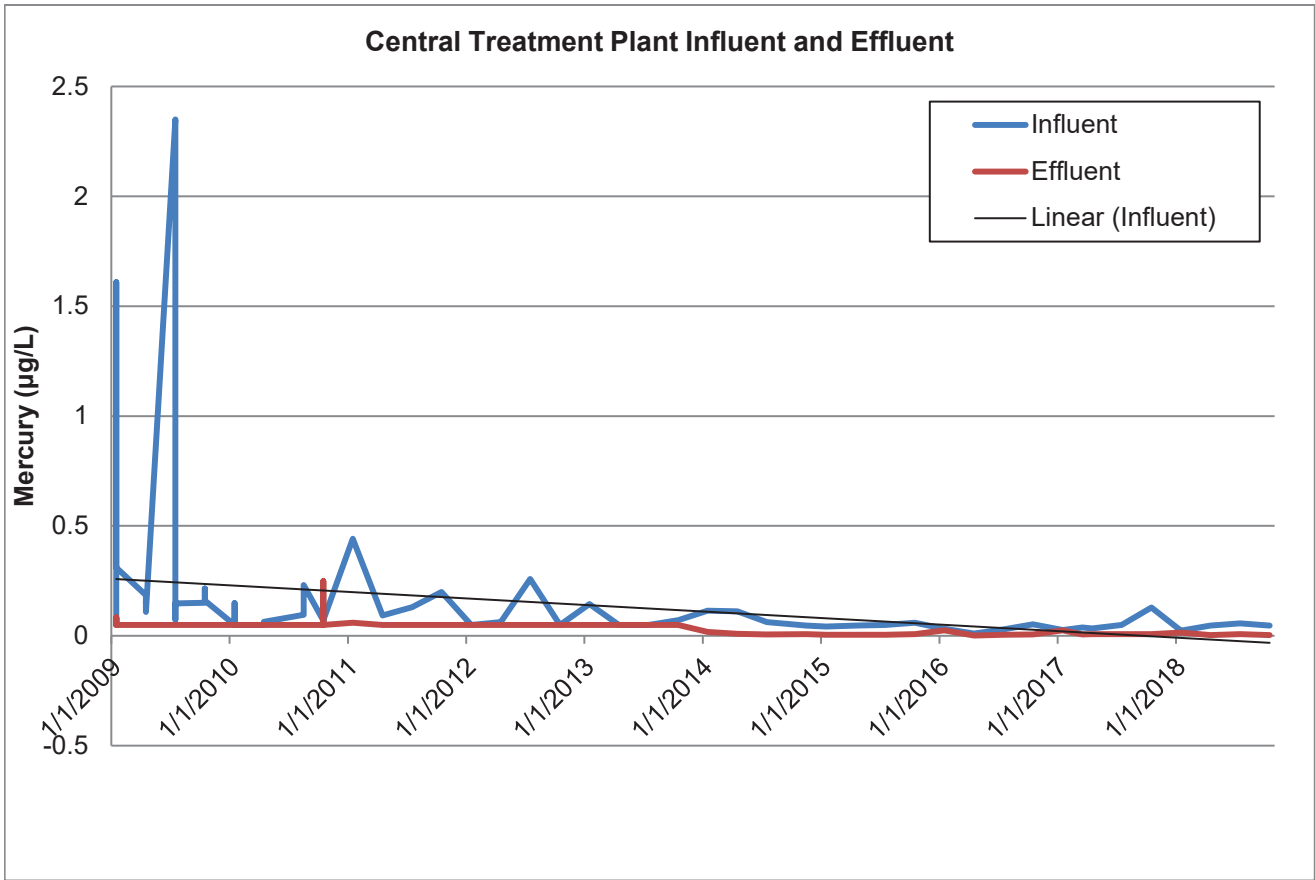




Figure A-10  
Mercury Trends 2009-2018







**Figure A-11  
Molybdenum Trends 2009-2018**

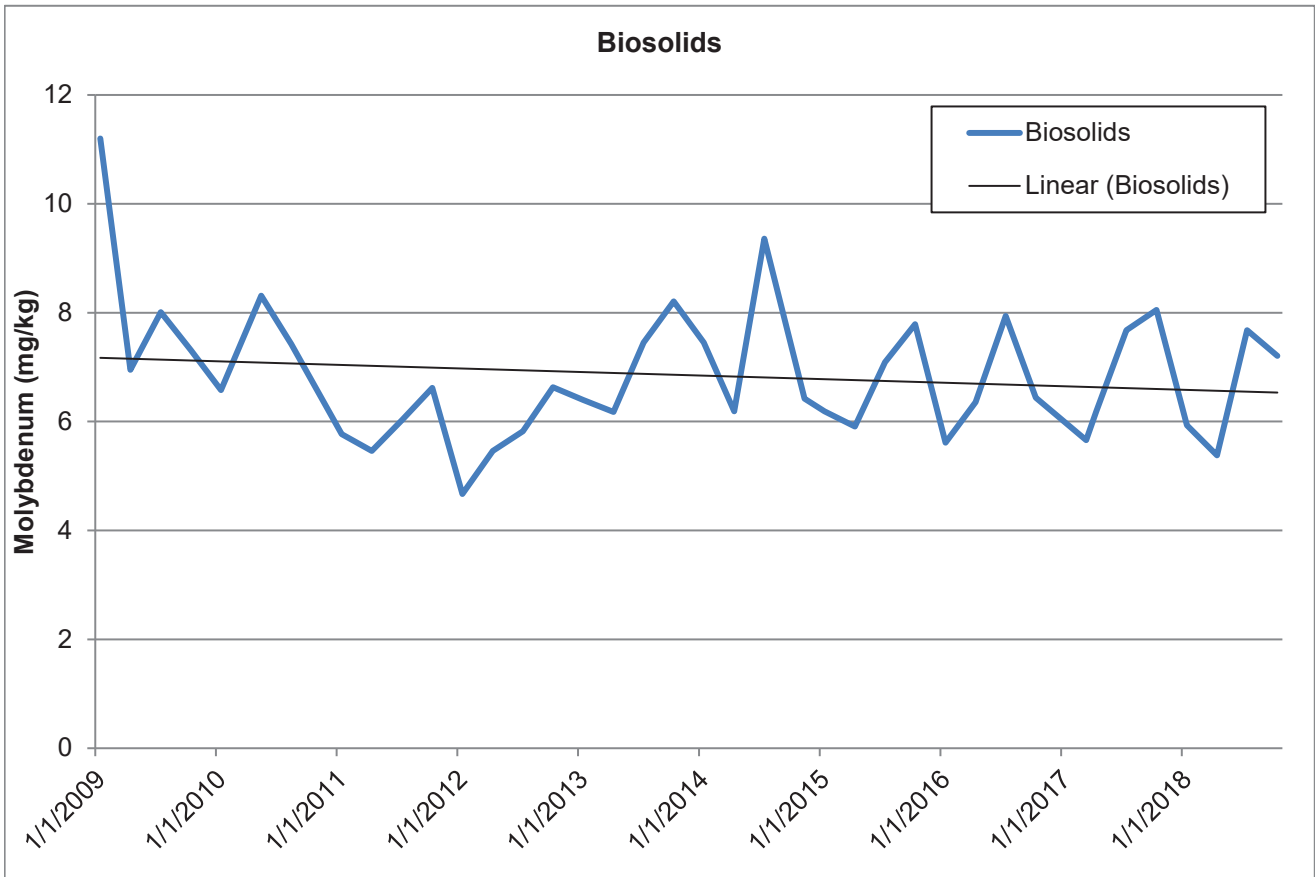
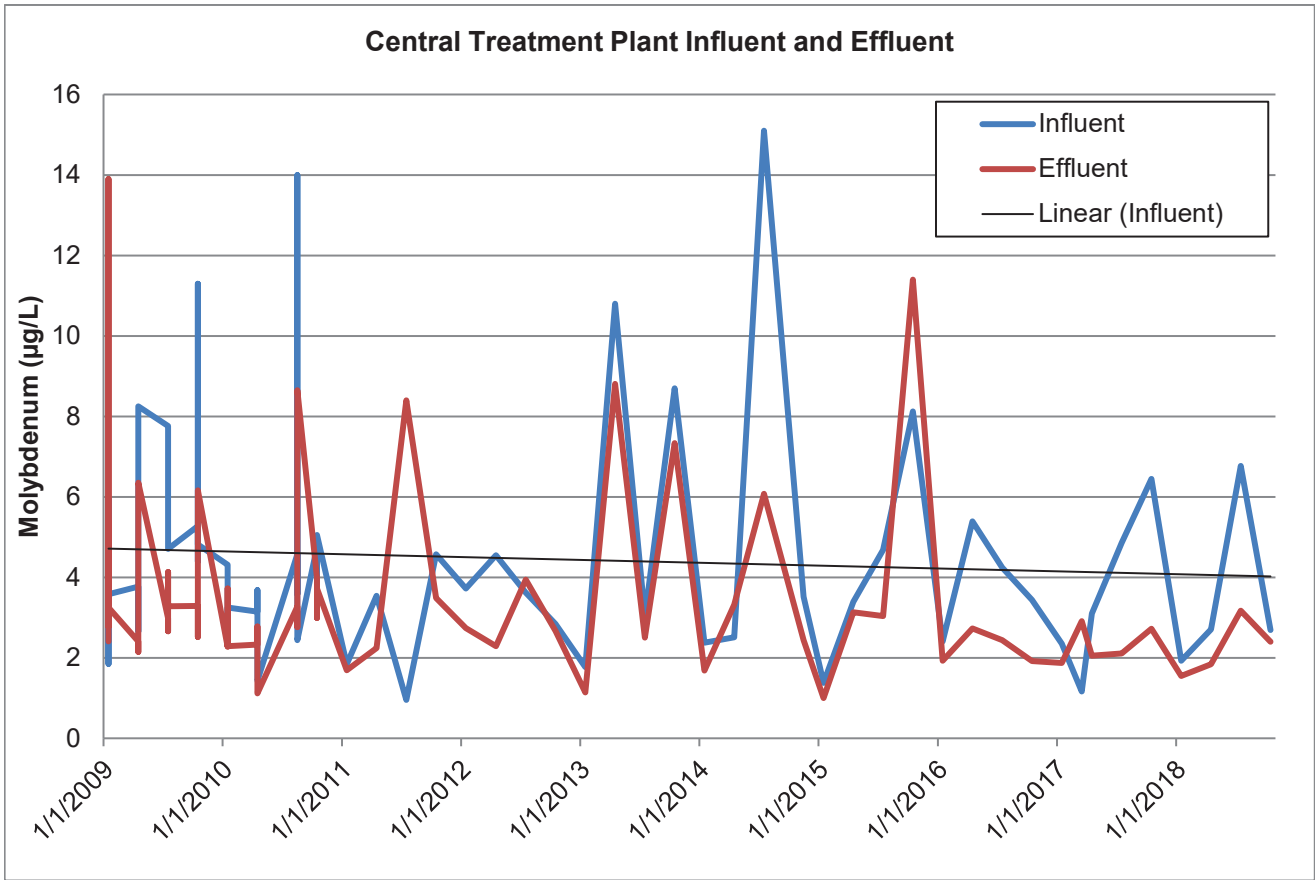
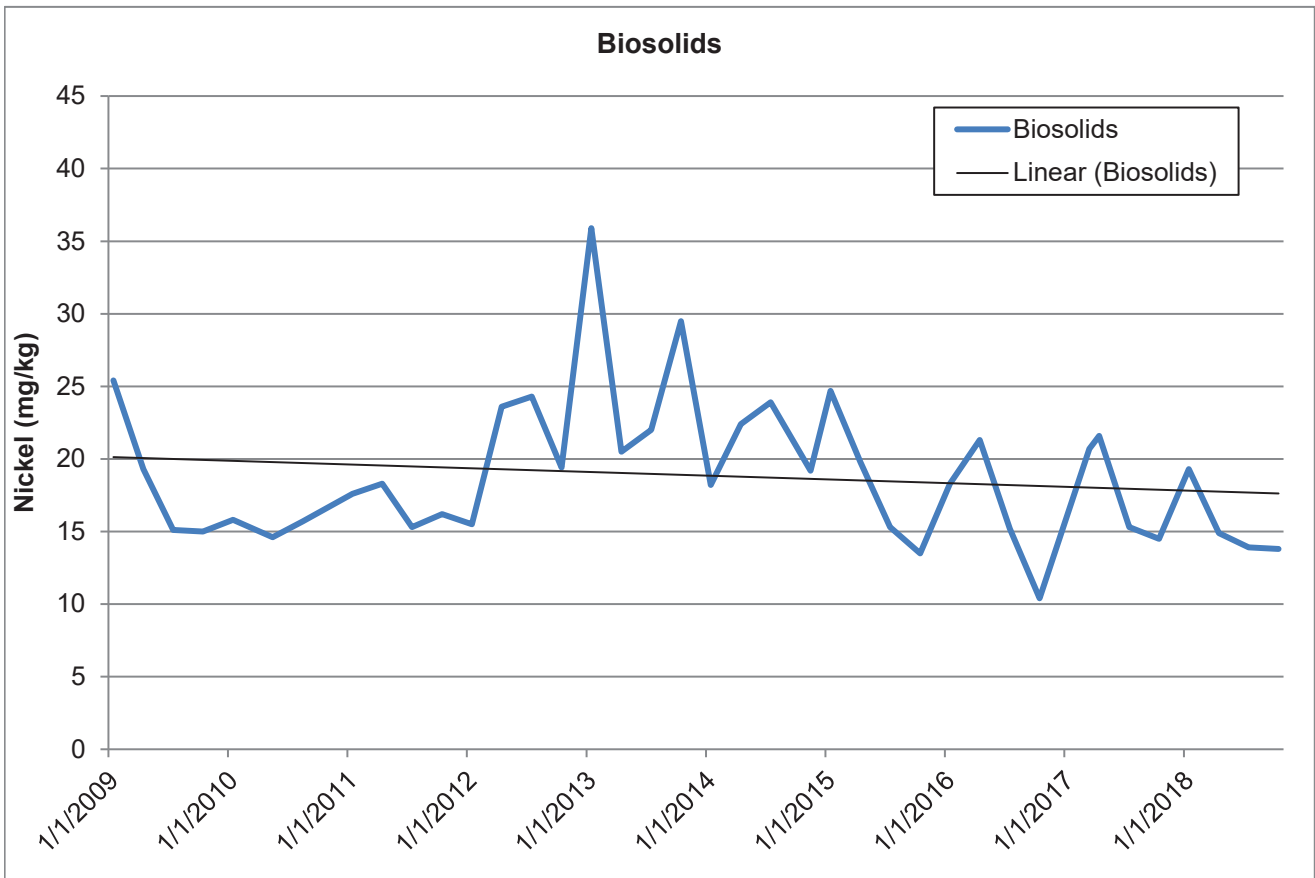
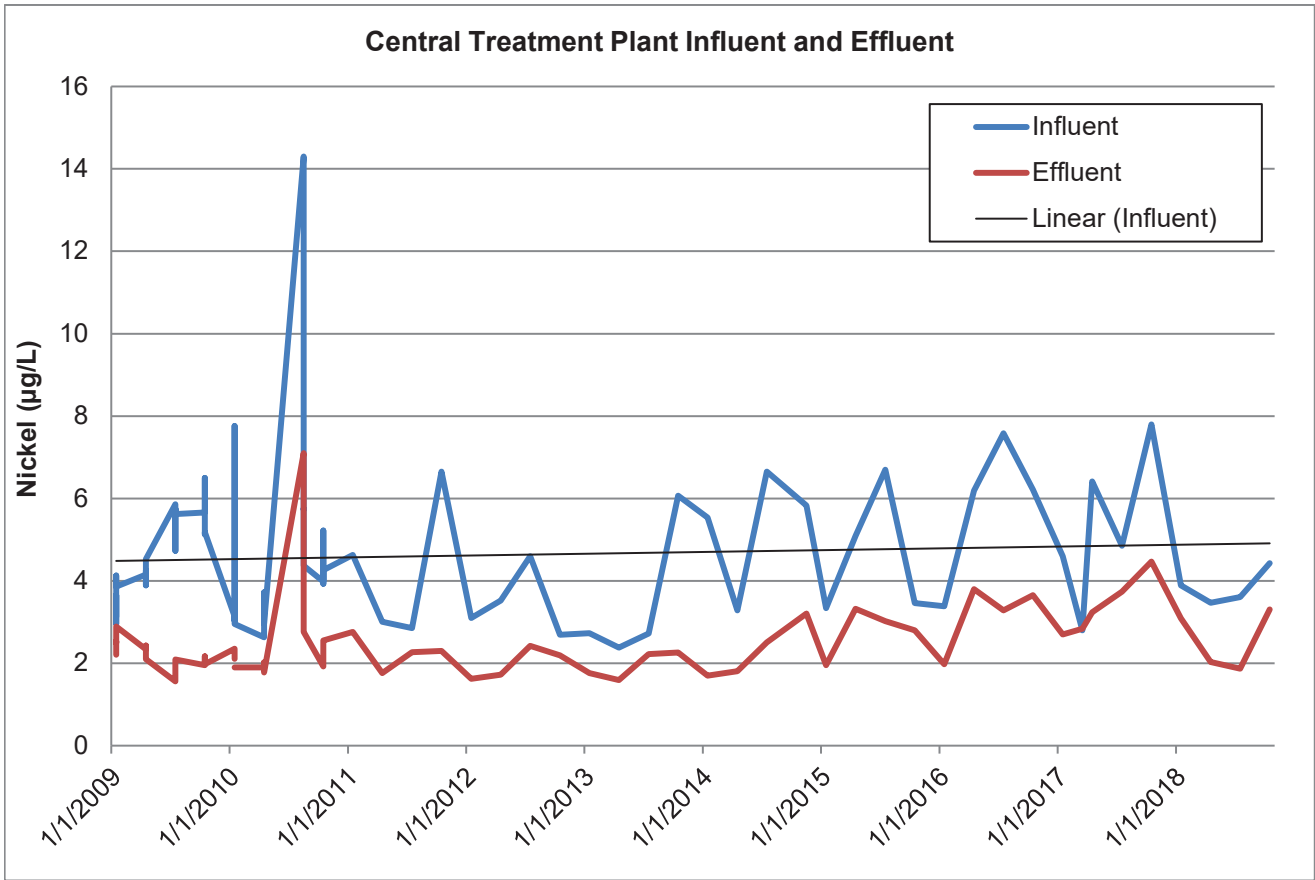




Figure A-12  
Nickel Trends 2009-2018





**Figure A-13**  
**Phenols, Total Trends 2009-2018**

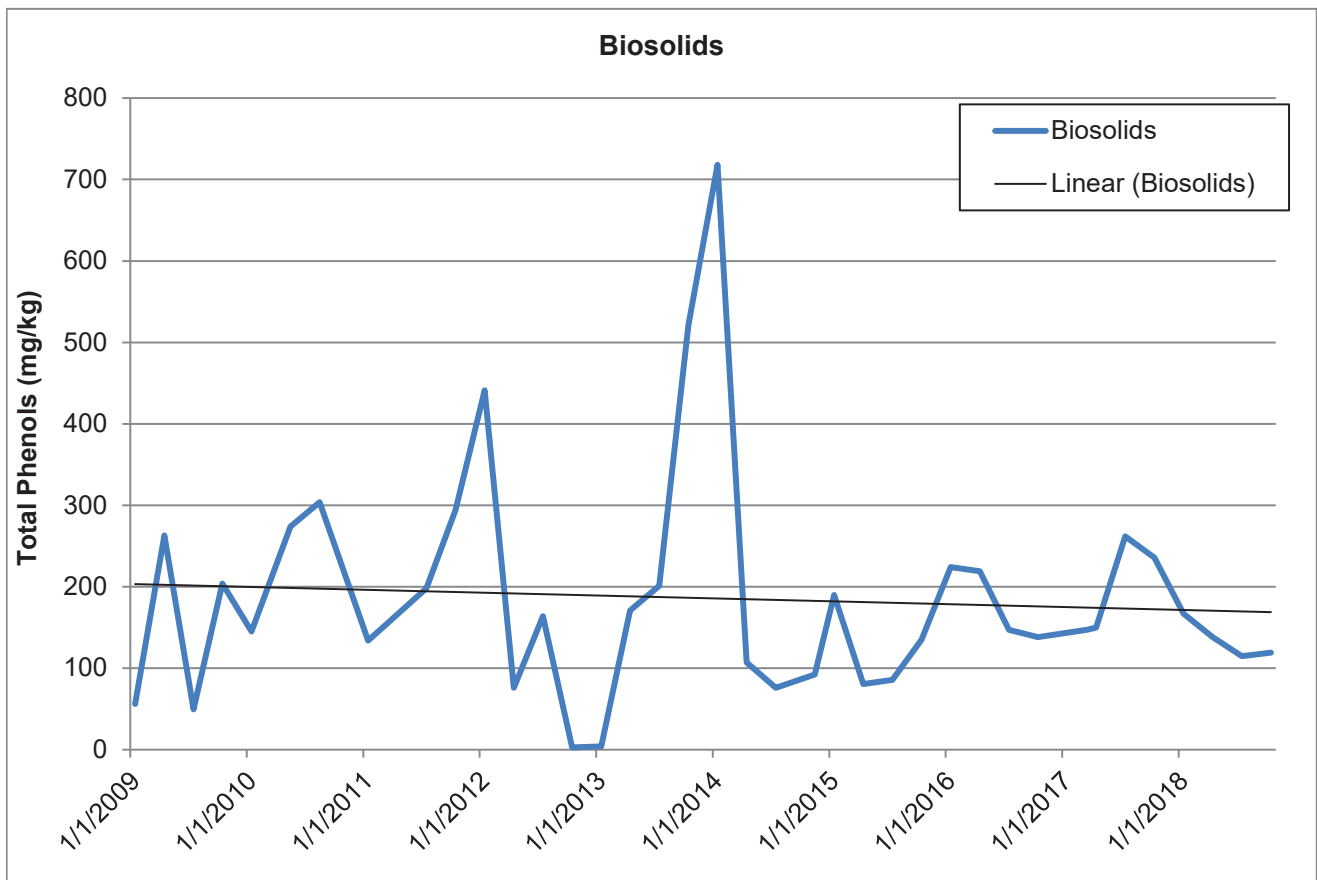
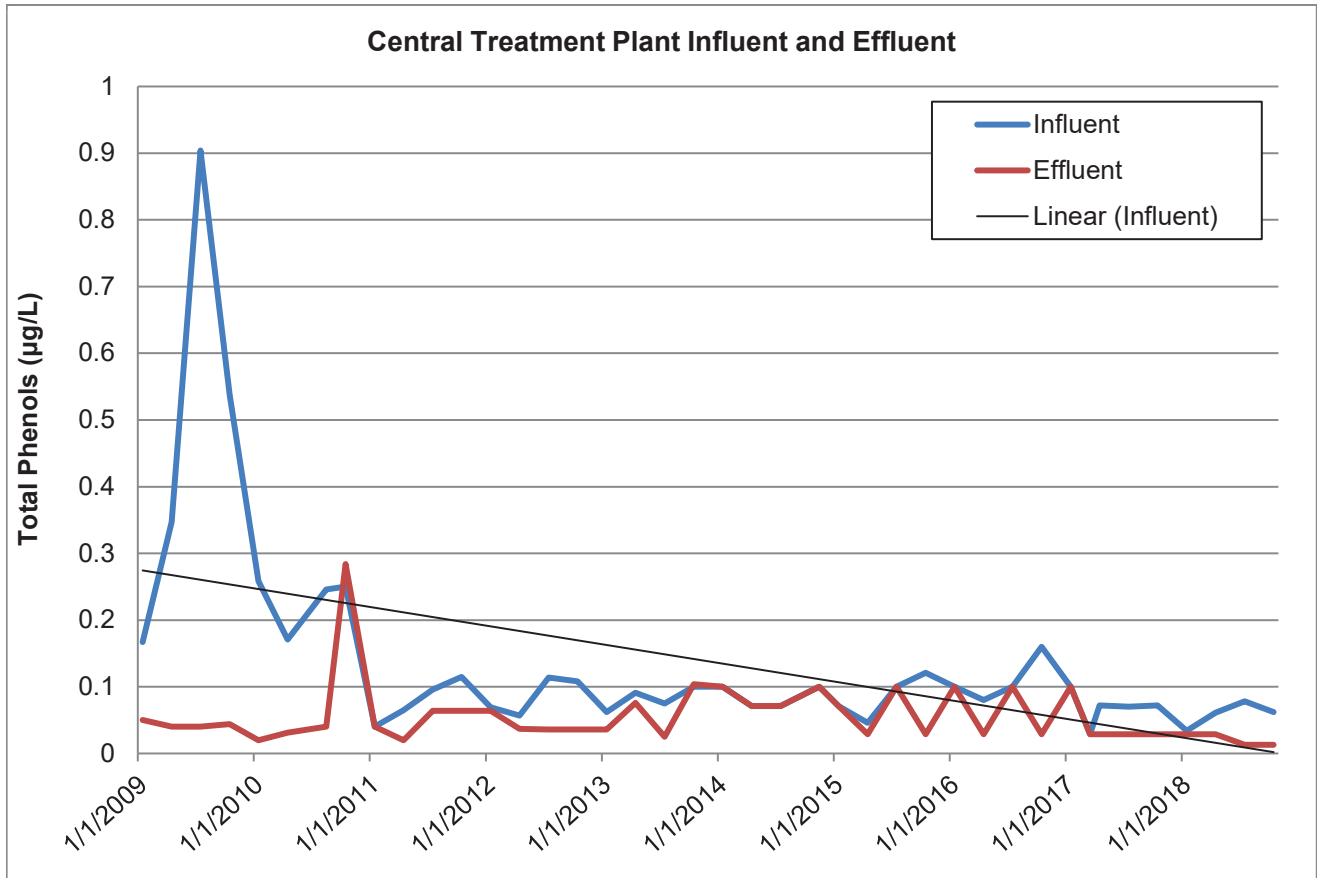




Figure A-14  
Selenium Trends 2009-2018

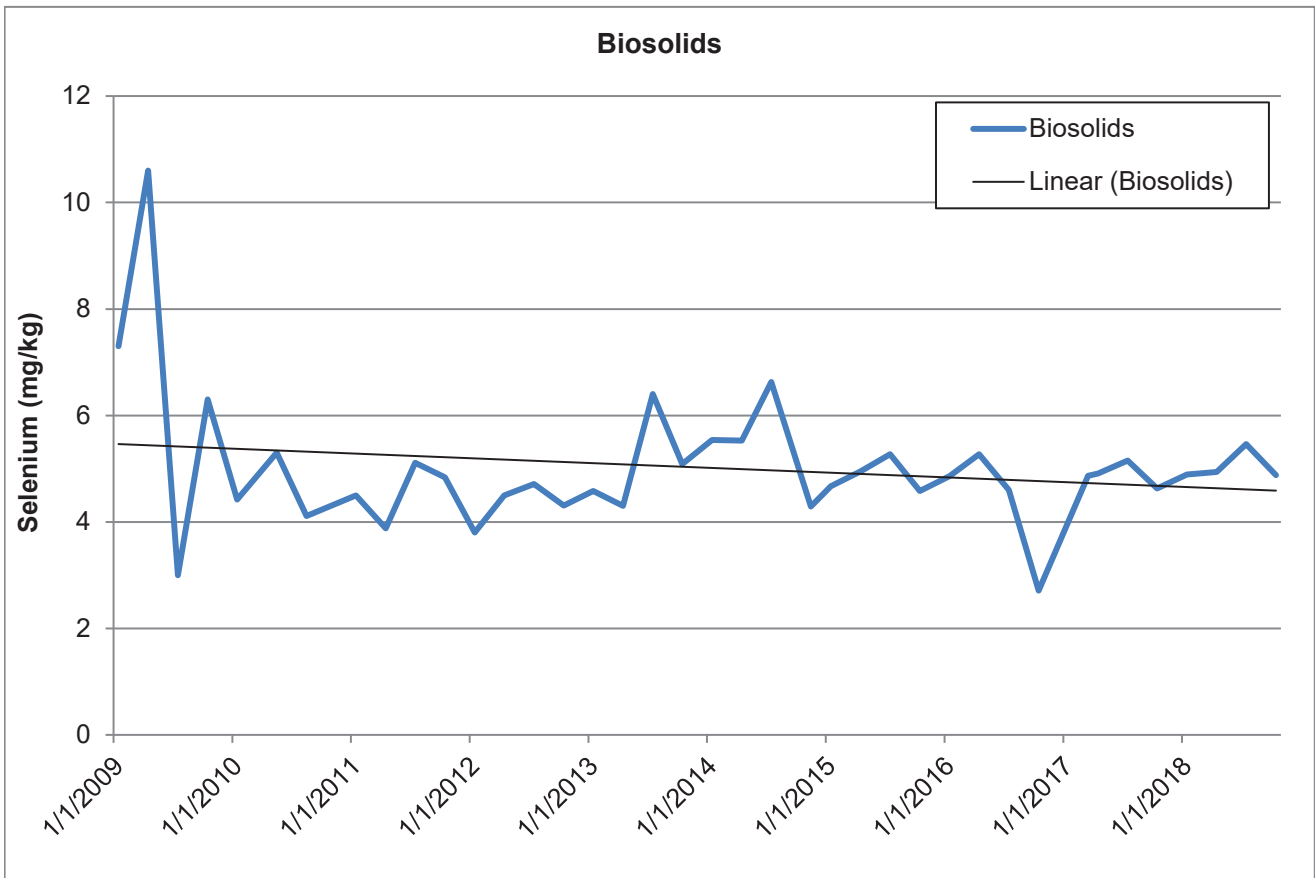
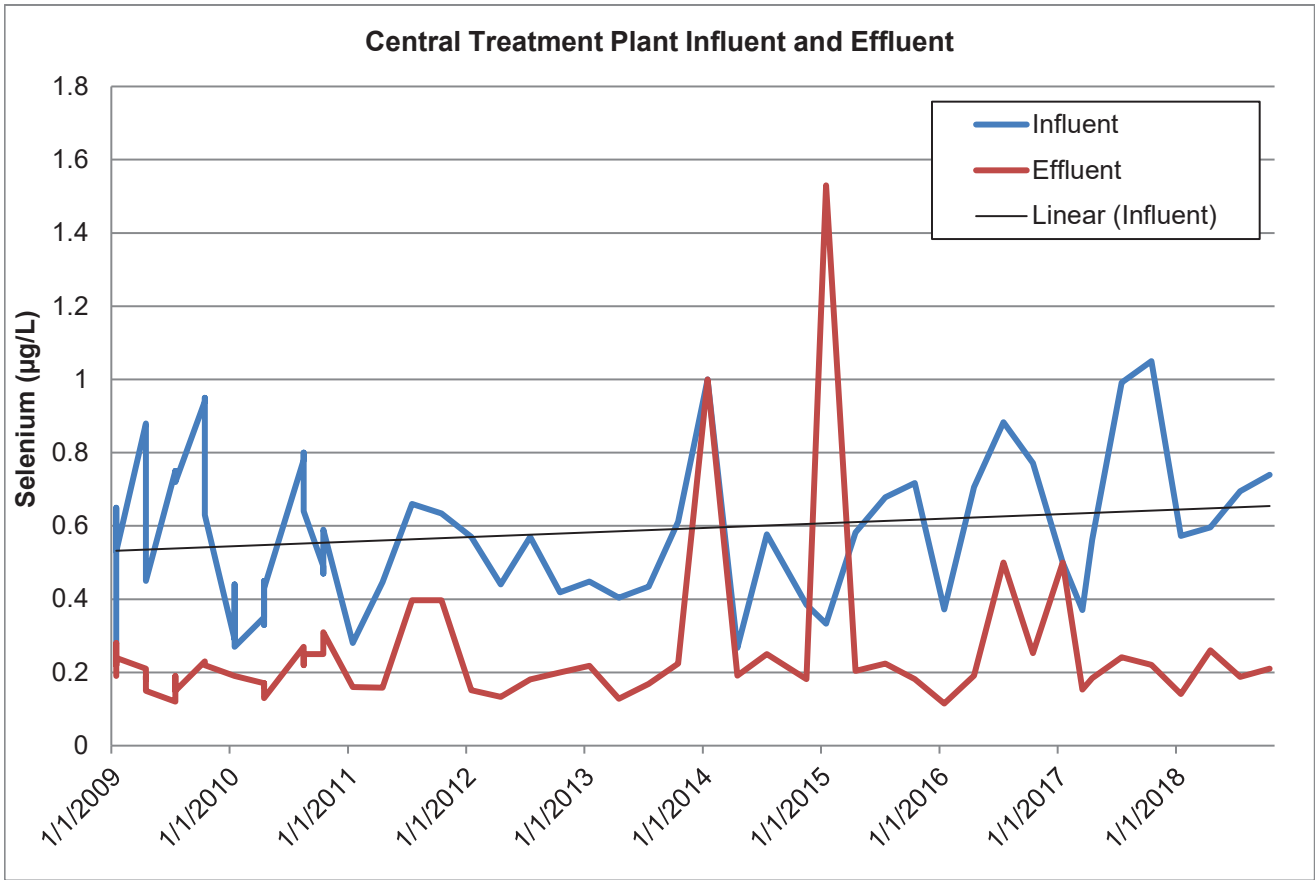
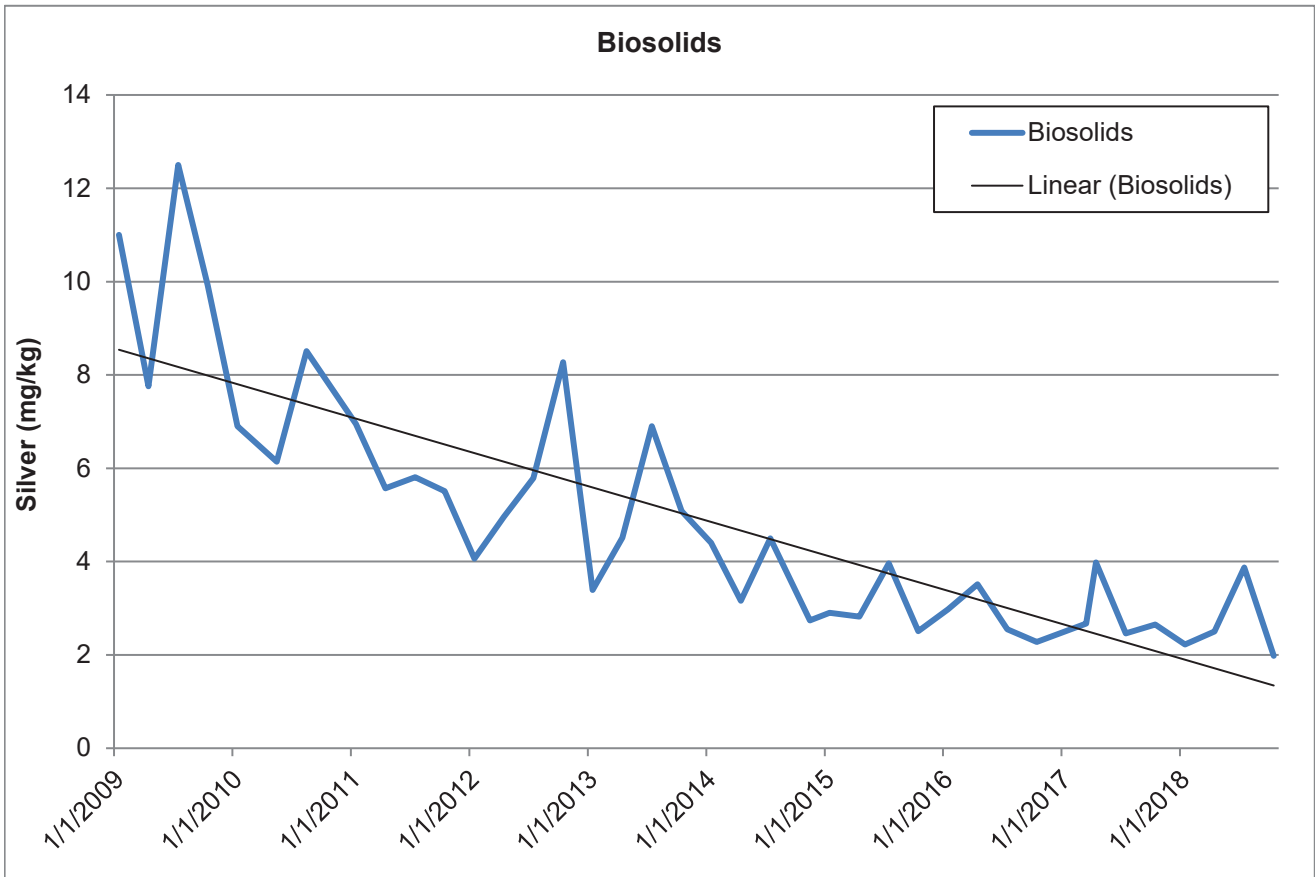
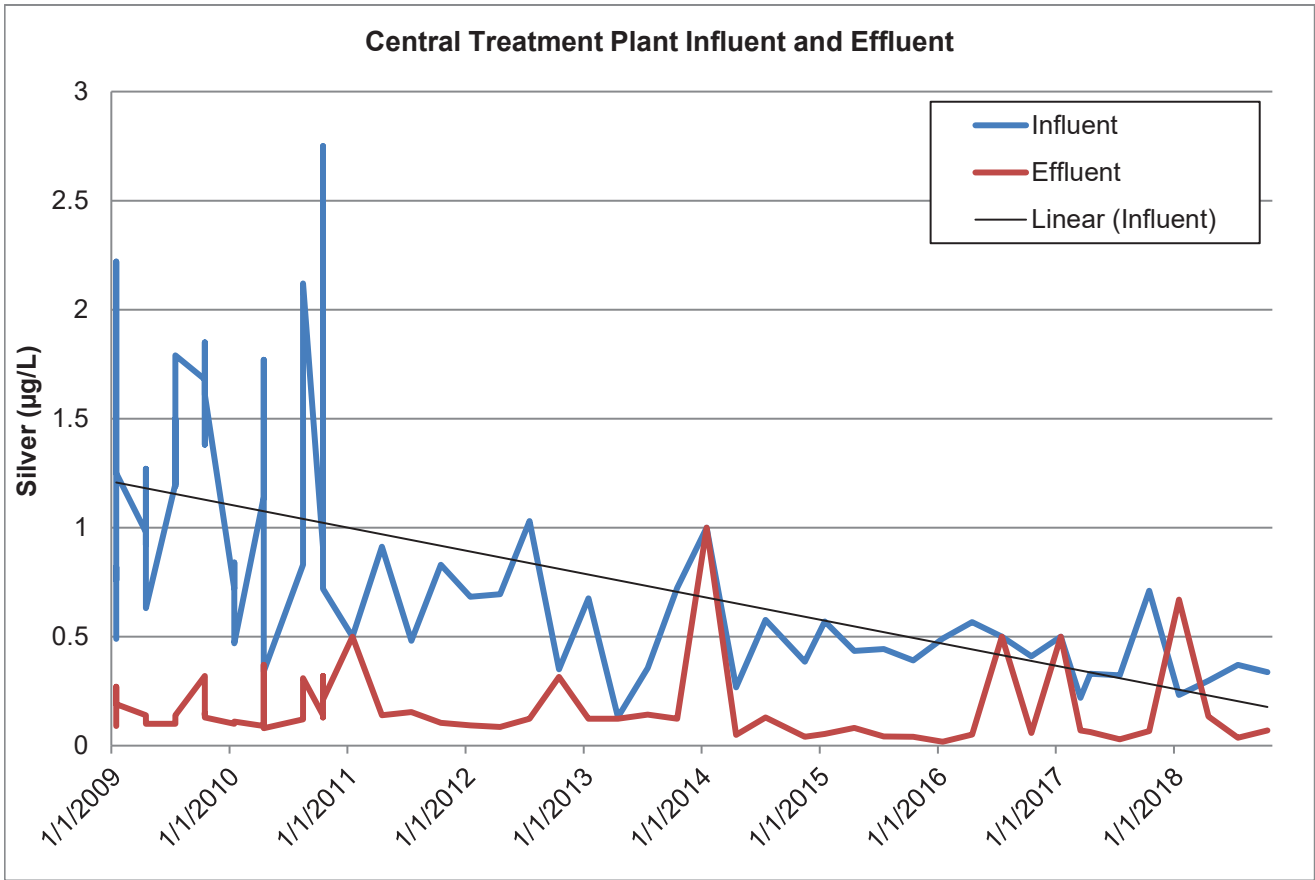




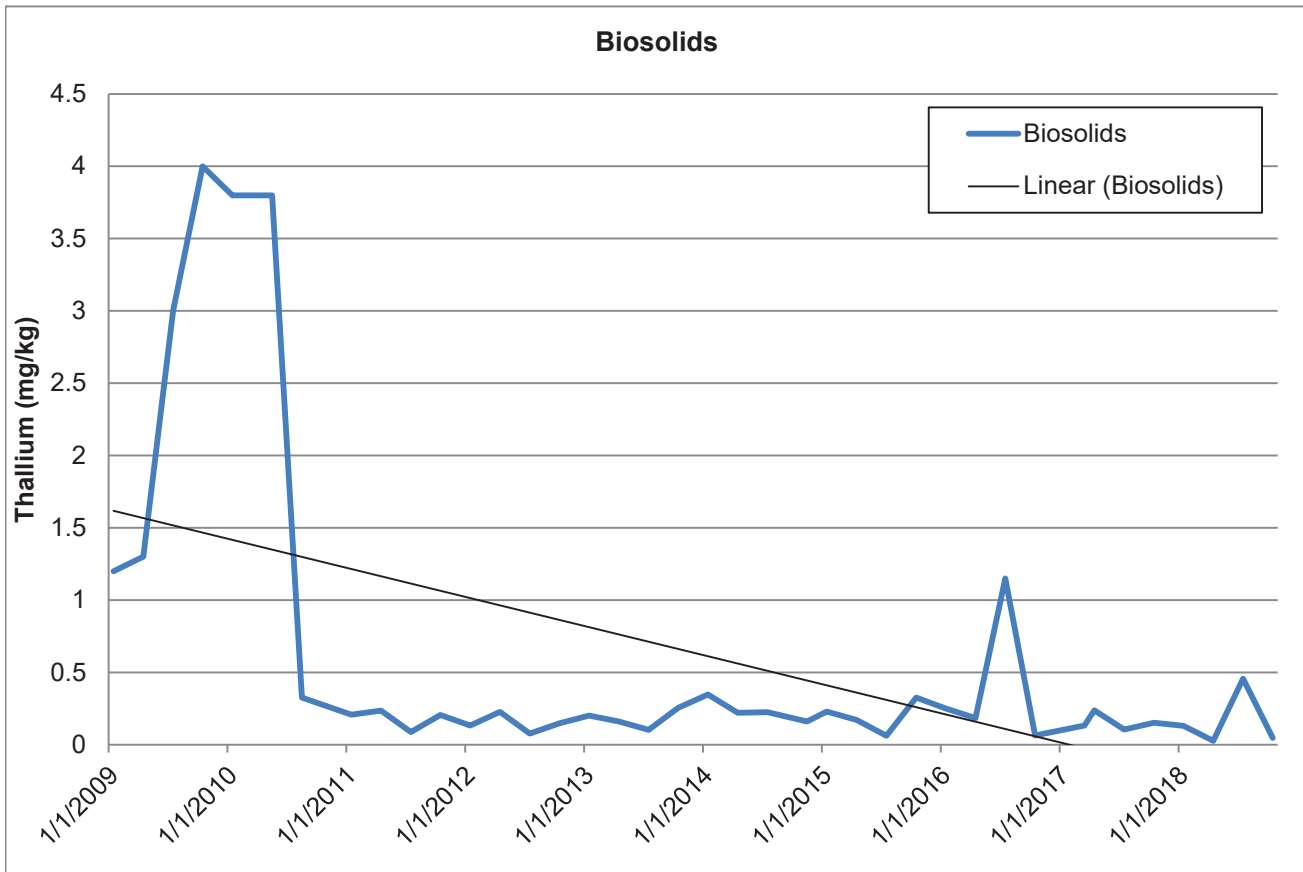
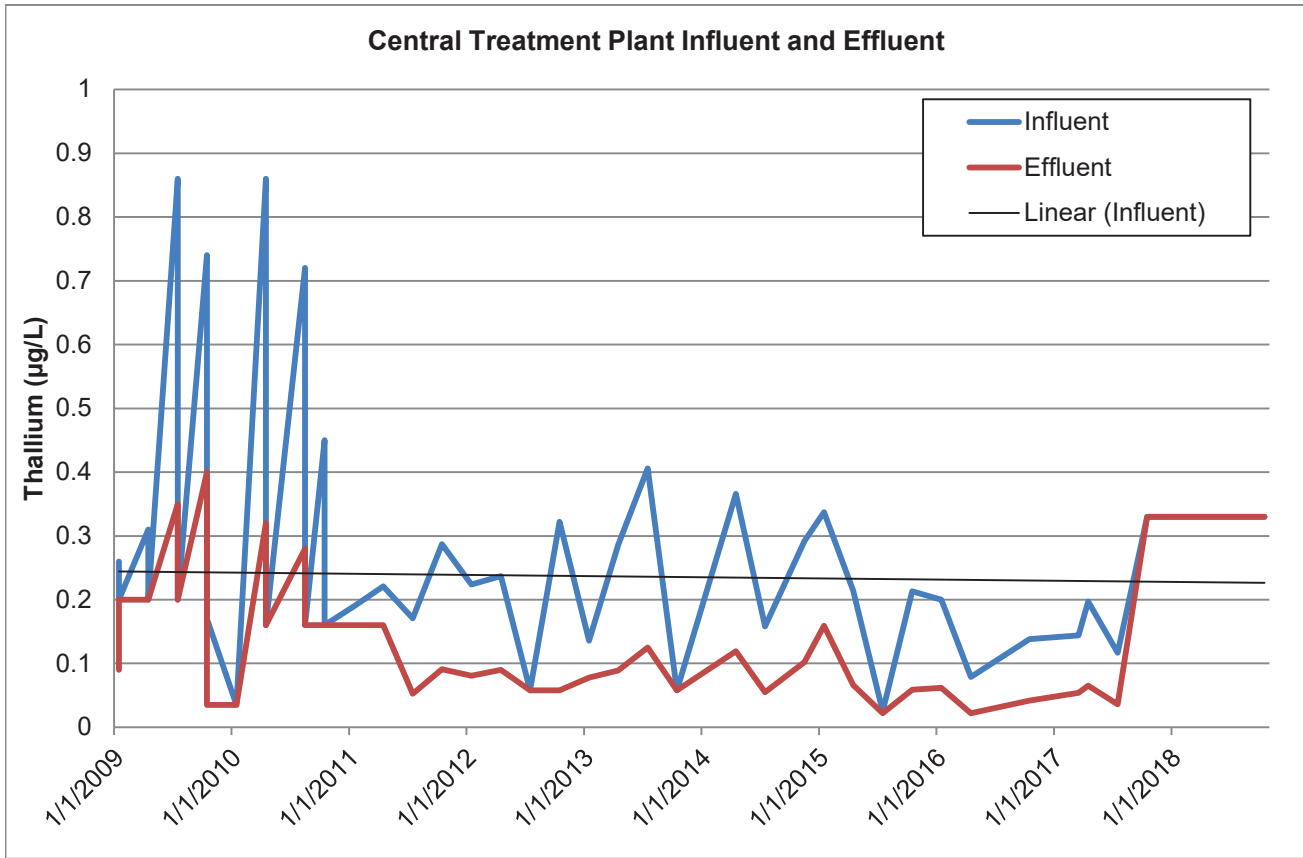


Figure A-15  
Silver Trends 2009-2018



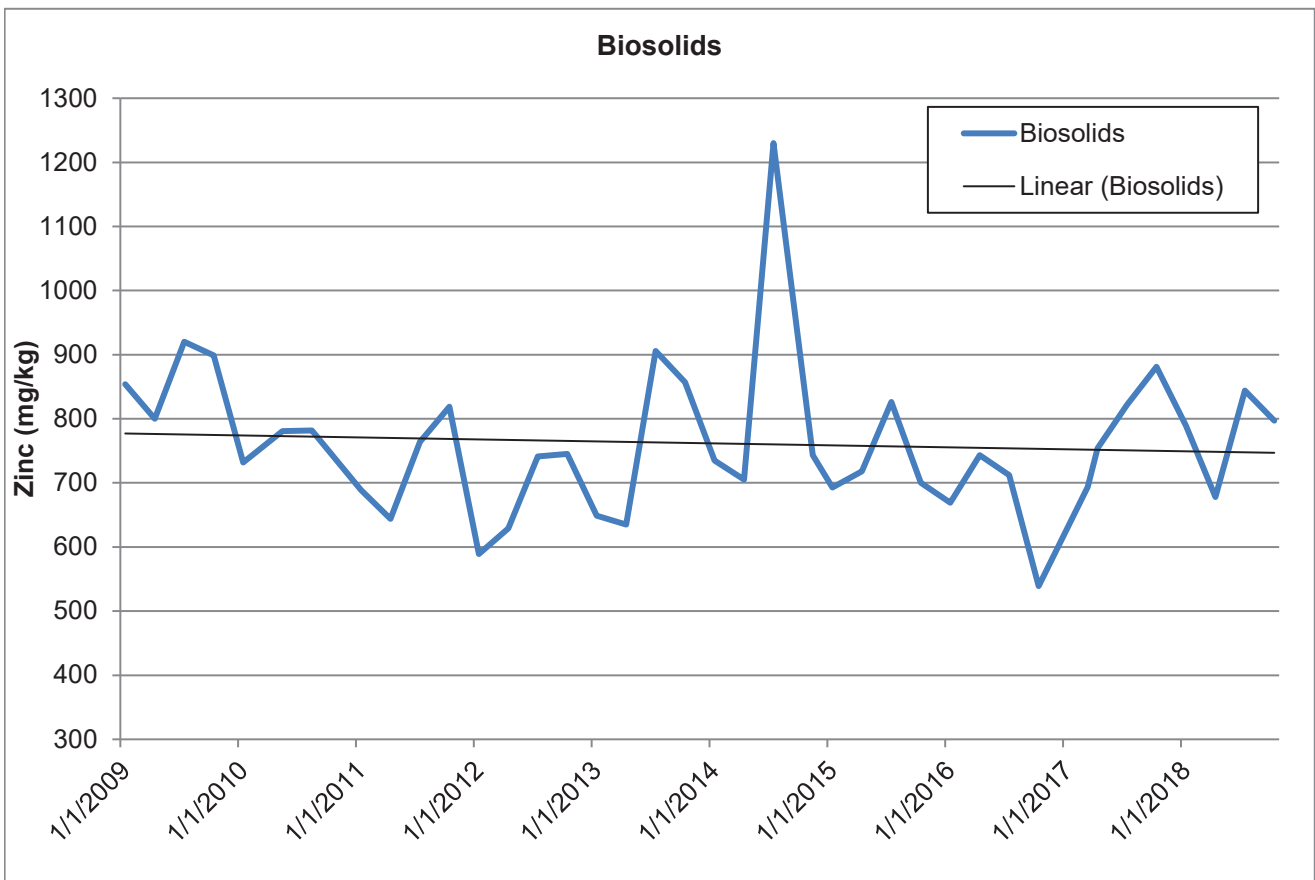
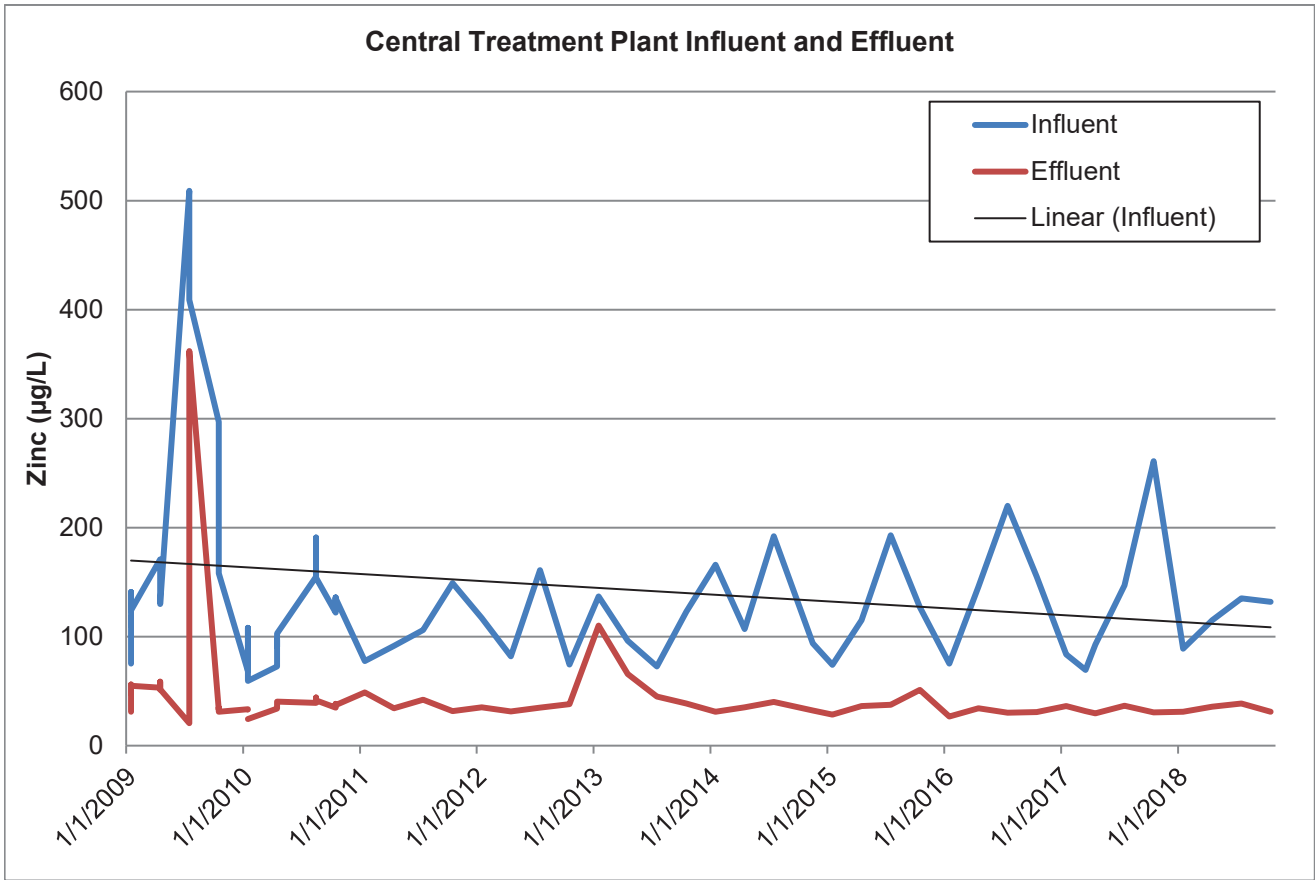


**Figure A-16  
Thallium Trends 2009-2018**





**Figure A-17  
Zinc Trends 2009-2018**





**APPENDIX B**  
**INDUSTRIAL USER SURVEY LISTS**





2018 Form 1  
Industrial User Survey Program Summary

PRETREATMENT CATEGORY	COMPANY NAME	ADDRESS	CITY STATE ZIP	NAICS OR SIC CODES BUSINESS TYPE	SURVEY TYPE	DATE SURVEY SENT
Category A - CIU	EMERALD SERVICES, INC	1825 E ALEXANDER AVE	TACOMA WA 98421	324191 - Oils, lubricating petroleum, made from refined petroleum, 325998 - Recycling services for degreasing solvents (e.g., engine, machinery) manufacturing, 562211 - Hazardous waste treatment facilities, 562211 - Hazardous waste treatment facilities combined with collection and/or local hauling of hazardous waste	Permit Application	7/3/2013
Category A - CIU	HERITAGE-CRYSTAL CLEAN, LLC	1901 E D ST	TACOMA WA 98421	56221 - Waste Treatment and Disposal	Permit Application	
Category A - CIU	PETROLEUM RECLAIMING SERVICES, INC	3003 TAYLOR WAY	TACOMA WA 98421	562219 - Other Nonhazardous Waste Treatment and Disposal	Permit Application	
Category A - CIU	RAINIER BALLISTICS, LLC	4500 15TH ST EAST	FIFE WA 98424	332813 - Electroplating metals and formed products for the trade, 33299 - All Other Fabricated Metal Product Manufacturing, 332992 - Ammunition, small arms (i.e., 30 mm. or less, 1.18 inch or less), manufacturing	Permit Application	
Category A - CIU	TACOMA TRUCK WASH	1820 E PORTLAND AVE	TACOMA WA 98421	236190 - Other Foundation Structure and Building Exterior Contractors, 811192 - Mobile car and truck washes	Permit Application	
Category A - CIU	ATLAS GP INC	3021 S WILKESON ST	TACOMA WA 98409	331528 - White metal castings (except die-castings), unfinished, manufacturing	Permit Application	10/13/2013
Category A - CIU Zero Discharger	FEDERAL WAY RADIATOR	8116 PACIFIC HIGHWAY EAST	FIFE WA 98422	81111 - Automotive Mechanical and Electrical Repair and Maintenance, 811118 - Automotive radiator repair shops	Permit Application	
Category A - CIU Zero Discharger	GARDNER - FIELDS	2240 TAYLOR WAY	TACOMA WA 98421	324122 - Asphalt roofing cements made from purchased asphaltic materials	Permit Application	
Category A - CIU Zero Discharger	JCI JONES CHEMICALS INC	1919 MARINE VIEW DR	TACOMA WA 98422	325612 - Bleaches, formulated for household use, manufacturing	Permit Application	
Category A - CIU Zero Discharger	NORTHWEST ETCH TECHNOLOGY INC	2601 S HOOD ST	TACOMA WA 98409	332812 - Etching metals and metal products (except printing plates) for the trade, 33991 - Jewelry and Silverware Manufacturing	Permit Application	
Category A - CIU Zero Discharger	PABCO ROOFING PRODUCTS	1718 THORNE RD	TACOMA WA 98421	32412 - Asphalt Paving Roofing and Saturated Materials Manufacturing	Permit Application	
Category A - CIU Zero Discharger	TWO RAVENS STUDIO	2502 COMMERCE ST	TACOMA WA 98402	331525 - Bronze foundries (except die-casting)	Permit Application	
Category A - CIU Zero Discharger	FIBRO CORP	3101 SOUTH TACOMA WAY	TACOMA WA 98409	322121 - Paper (except Newsprint) Mills	Permit Application	
Category A - CIU Zero Discharger	ECO BUILDING PRODUCTS INC	401 E ALEXANDER AVE	TACOMA WA 98421	321114 - Bridge and trestle parts, wood, treating	Permit Application	3/24/2015
Category A - SIU	BRADKEN - ATLAS	3021 S WILKESON ST	TACOMA WA 98409	331513 - Alloy steel castings (except investment), unfinished, manufacturing	Permit Application	10/13/2013
Category A - SIU	BURLINGTON ENVIRONMENTAL LLC	1701 E ALEXANDER AVE	TACOMA WA 98421	562211 - Hazardous waste treatment facilities	Permit Application	4/13/2014
Category A - SIU	CARAUSTAR MILL GROUP INC	808 E 26TH ST	TACOMA WA 98421	32213 - Paperboard Mills	Permit Application	2/9/2017
Category A - SIU	DARLING INTERNATIONAL INC	2041 MARC AVE	TACOMA WA 98421	31161 - Animal Slaughtering and Processing	Permit Application	
Category A - SIU	DELTA CAMSHAFT	1946 TACOMA AVE S	TACOMA WA 98402	332710 - Machine Shops, 332812 - Parkerizing metals and metal products for the trade	Permit Application	
Category A - SIU	ECOTEX HEALTHCARE LAUNDRY	1115 E 25TH ST	TACOMA WA 98421	81233 - Linen and Uniform Supply	Permit Application	2/10/2016
Category A - SIU	EDMAN COMPANY	2502 MARINE VIEW DR	TACOMA WA 98422	321113 - Chipper mills (except portable), 321113 - Wood chips made in sawmills	Permit Application	
Category A - SIU	EVERGREEN AMERICA CORPORATION	4015 SR 509 N FRONTAGE RD	TACOMA WA 98421	488320 - Loading and unloading services at ports and harbors	Permit Application	
Category A - SIU	FOSS LANDING MARINA & BOAT STORAGE	1940 E D ST	TACOMA WA 98421	713930 - Marinas	Permit Application	5/2/2013

2018 Form 1  
Industrial User Survey Program Summary

PRETREATMENT CATEGORY	COMPANY NAME	DATE SURVEY RETURNED	DATE RESUBMITTAL REQUESTED	DATE COMPLETED SURVEY OBTAINED	LAST INSPECTION DATE	COMMENTS	Column 1
Category A - CIU	EMERALD SERVICES, INC	10/17/2013		1/2/2014	3/27/2018		1/1/2013
Category A - CIU	HERITAGE-CRYSTAL CLEAN, LLC	4/4/2016		5/12/2016	6/28/2018		10/1/2014
Category A - CIU	PETROLEUM RECLAIMING SERVICES, INC			11/3/2017	3/21/2018	Industrial Wastewater Permit Modification Request May 3, 2017	9/5/2014
Category A - CIU	RAINIER BALLISTICS, LLC			9/9/2014	6/27/2017	THIS IS A PERMITTED INDUSTRY, AKA BIG E BULLETS	10/1/2014
Category A - CIU	TACOMA TRUCK WASH			10/17/2017	3/23/2018		5/8/2015
Category A - CIU	ATLAS GP INC	1/31/2014		8/19/2014	1/29/2016		1/1/2013
Category A - CIU Zero Discharger	FEDERAL WAY RADIATOR			10/31/2011	10/5/2017	Permit application and issuance done through Pierce County	8/26/2014
Category A - CIU Zero Discharger	GARDNER - FIELDS			2/29/2016	1/31/2018		7/29/2013
Category A - CIU Zero Discharger	JCI JONES CHEMICALS INC	5/9/2017		5/9/2017	10/18/2017	Permit Application submitted on 5/3/2017 for IWDP renewal. Existing permit expires 11/13/17	1/1/2013
Category A - CIU Zero Discharger	NORTHWEST ETCH TECHNOLOGY INC	6/11/2015		10/29/2015	7/26/2018	Permit application was submitted to support renewal of current discharge permit set to expire 10/15/2015	8/26/2014
Category A - CIU Zero Discharger	PABCO ROOFING PRODUCTS	6/30/2014		7/1/2014	4/20/2018		9/17/2013
Category A - CIU Zero Discharger	TWO RAVENS STUDIO	3/15/2016		3/17/2016	10/3/2017	Received and Approved September 2015	1/1/2013
Category A - CIU Zero Discharger	FIBRO CORP			5/31/2018	5/24/2018		3/2/2017
Category A - CIU Zero Discharger	ECO BUILDING PRODUCTS INC	5/6/2015	5/7/2015	10/6/2015	3/25/2016		5/7/2015
Category A - SIU	BRADKEN - ATLAS	1/31/2014		8/14/2014	5/2/2018		10/22/2013
Category A - SIU	BURLINGTON ENVIRONMENTAL LLC	10/1/2014		4/13/2015	8/8/2018		8/26/2014
Category A - SIU	CARAUSTAR MILL GROUP INC				7/17/2018	Sent permit application February 2017.	10/1/2014
Category A - SIU	DARLING INTERNATIONAL INC			5/3/2017	8/9/2018	2017 Permit application and engineering report.	10/1/2014
Category A - SIU	DELTA CAMSHAFT			12/3/2015	4/4/2018		11/18/2014
Category A - SIU	ECOTEX HEALTHCARE LAUNDRY	4/20/2016		5/3/2016	4/17/2018		10/1/2014
Category A - SIU	EDMAN COMPANY	3/4/2016		3/17/2016	4/5/2018	Received, Reviewed and Approved	7/19/2013
Category A - SIU	EVERGREEN AMERICA CORPORATION	8/25/2015		8/28/2015	3/28/2018		10/1/2014
Category A - SIU	FOSS LANDING MARINA & BOAT STORAGE	7/9/2013		7/10/2013	7/12/2018		1/1/2013

2018 Form 1  
Industrial User Survey Program Summary

PRETREATMENT CATEGORY	COMPANY NAME	ADDRESS	CITY STATE ZIP	NAICS OR SIC CODES BUSINESS TYPE	SURVEY TYPE	DATE SURVEY SENT
Category A - SIU	INNOVATIVE REPAIRS	5225 7TH STREET E, BLDG. 6	FIFE WA 98424	115210 - Animal semen banks, 48851 - Freight Transportation Arrangement, 561720 - Janitorial services, 811111 - General Automotive Repair	Permit Application	10/27/2014
Category A - SIU	LILYBLAD PETROLEUM INC	2244 PORT OF TACOMA RD	TACOMA WA 98421	562910 - Remediation services, environmental	Permit Application	1/23/2014
Category A - SIU	LRI - HIDDEN VALLEY LANDFILL	17925 MERIDIAN ST E	PUYALLUP WA 98375	562212 - Solid Waste Landfill	Short Form	12/8/2016
Category A - SIU	MURREY'S DISPOSAL (WCI)	4622 70TH AVE E	FIFE WA 98424	562111 - Ash collection services, 562111 - Solid Waste Collection	Permit Application	
Category A - SIU	NORTHSTAR CHEMICAL	1919 MARINE VIEW DR	TACOMA WA 98422	424690 - Other Chemical and Allied Products Merchant Wholesalers	Permit Application	
Category A - SIU	ORION MARINE CONTRACTOR'S INC.	1851 TAYLOR WAY	TACOMA WA 98421	237990 - Marine construction	Short Form	6/13/2018
Category A - SIU	PACIFIC CONTAINER CORPORATION	4101 S 56TH ST	TACOMA WA 98409	322212 - Boxes, folding (except corrugated), made from purchased paperboard, 424130 - Industrial and Personal Service Paper Merchant Wholesalers	Permit Application	
Category A - SIU	PACIFIC NORTHWEST TERMINALS	1749 MARINE VIEW DR	TACOMA WA 98422	493190 - Other Warehousing and Storage	Permit Application	
Category A - SIU	PERFORMANCE RADIATOR	2705 SOUTH TACOMA WAY	TACOMA WA 98409	811111 - Automotive Mechanical and Electrical Repair and Maintenance	Permit Application	
Category A - SIU	PM TESTING	3921 PACIFIC HWY E	FIFE WA 98424	332813 - Electroplating Plating Polishing Anodizing and Coloring, 541380 - Laboratory testing (except medical, veterinary) services	Permit Application	
Category A - SIU	PORT OF TACOMA MAINTENANCE CENTER	902 PORT OF TACOMA RD	TACOMA WA 98421	811310 - Commercial and Industrial Machinery and Equipment (except Automotive and Electronic) Repair and Maintenance	Permit Application	
Category A - SIU	POWDER COATING SYSTEMS	3133 S LAWRENCE ST	TACOMA WA 98409	332811 - Coating Engraving Heat Treating and Allied Activities	Permit Application	
Category A - SIU	PUGET SOUND ENERGY - TAR PITTS	2200 E RIVER ST	TACOMA WA 98421	562910 - Site remediation services	Permit Application	
Category A - SIU	SEA-TAC INFLITE SERVICES	5215 SOUTH TACOMA WAY	TACOMA WA 98409	722320 - Caterers	Permit Application	
Category A - SIU	SEAPORT SOUND TERMINAL LLC	2628 MARINE VIEW DR	TACOMA WA 98422	488490 - Loading and unloading at truck terminals, 493190 - Bulk petroleum storage	Short Form	
Category A - SIU	SUPERIOR LINEN SERVICE	1012 CENTER ST	TACOMA WA 98409	812333 - Linen and Uniform Supply, 812331 - Laundries, linen and uniform supply	Permit Application	
Category A - SIU	TACOMA LNG - PUGET SOUND ENERGY	1001 E ALEXANDER AVE	TACOMA WA 98421	211112 - Liquefied petroleum gases (LPG), natural	Permit Application	9/4/2017
Category A - SIU	TOMLINSON LINEN SERVICE	2902 S 12TH ST	TACOMA WA 98405	812333 - Linen and Uniform Supply	Permit Application	
Category A - SIU	TPU DECANT	4102 S 74TH ST	TACOMA WA 98409	2211 - Electric Power Generation Transmission and Distribution	Permit Application	8/5/2016
Category A - SIU	TRUCK RAIL HANDLING, INC.	457 E 18TH ST	TACOMA WA 98421	484230 - Specialized Freight (except Used Goods) Trucking Long-Distance	Permit Application	
Category A - SIU	CITY OF MILTON - DECANT FACILITY	714 KENT STREET	MILTON WA 98354	921190 - Other General Government Support	Permit Application	6/28/2018
Category A - SIU	CARLSON FORMETEC - OMADA CLOSED	2202 A ST	TACOMA WA 98402	332112 - Titanium forgings made from purchased metals, unfinished	Permit Application	7/1/2013
Category A - SIU	KIK TACOMA, INC	2001 THORNE RD	TACOMA WA 98421	325188 - All Other Basic Inorganic Chemical Manufacturing, 325612 - Ammonia, household-type, manufacturing	Permit Application	
Category B	ABACUS ELECTRIC CO.	3401 12TH ST E	FIFE WA 98424	238210 - Electrical contractors	Short Form	3/29/2018
Category B	ABRA AUTO BODY AND GLASS	3909 PACIFIC HWY	FIFE WA 98424	811121 - Automotive Body Paint and Interior Repair and Maintenance	Short Form	6/27/2016
Category B	ACF WEST INC	2505 FRANK ALBERT RD E, 111	FIFE WA 98424	423390 - Other Construction Material Merchant Wholesalers	Short Form	6/26/2018

2018 Form 1  
Industrial User Survey Program Summary

PRETREATMENT CATEGORY	COMPANY NAME	DATE SURVEY RETURNED	DATE RESUBMITTAL REQUESTED	DATE COMPLETED SURVEY OBTAINED	LAST INSPECTION DATE	COMMENTS	Column 1
Category A - SIU	INNOVATIVE REPAIRS	12/30/2014		12/31/2014	4/19/2018		5/12/2015
Category A - SIU	LILYBLAD PETROLEUM INC	3/14/2014		8/17/2014	8/8/2018	Permits Facility name is Pacific Functional Fluids, Company name is Department of Ecology, but this is for Lilyblad	10/1/2014
Category A - SIU	LRI - HIDDEN VALLEY LANDFILL	12/19/2016		12/21/2016	4/26/2018		6/4/2015
Category A - SIU	MURREY'S DISPOSAL (WCI)				2/20/2018		10/1/2014
Category A - SIU	NORTHSTAR CHEMICAL	12/18/2014		12/18/2014	4/10/2018	Application submitted December 2015 as Industry is covered under a discharge permit set to expire 5/31/2015.	8/26/2014
Category A - SIU	ORION MARINE CONTRACTOR'S INC.	6/27/2018		7/9/2018	5/3/2018		4/19/2016
Category A - SIU	PACIFIC CONTAINER CORPORATION	10/25/2013		6/2/2014	3/27/2018		8/26/2014
Category A - SIU	PACIFIC NORTHWEST TERMINALS	11/2/2016		1/6/2017	9/4/2018	see industry file for complete application	8/8/2013
Category A - SIU	PERFORMANCE RADIATOR	1/20/2017		1/31/2017	4/9/2018		10/1/2014
Category A - SIU	PM TESTING			5/3/2017	8/15/2018	March 2014	1/1/2013
Category A - SIU	PORT OF TACOMA MAINTENANCE CENTER	5/6/2013		5/6/2013	6/1/2018		1/1/2013
Category A - SIU	POWDER COATING SYSTEMS			5/4/2017	7/30/2018	February 2017 Permit Application.	10/1/2014
Category A - SIU	PUGET SOUND ENERGY - TAR PITTS	1/9/2017		1/31/2017	4/25/2018		10/1/2014
Category A - SIU	SEA-TAC INFLITE SERVICES	5/6/2014		6/4/2014	4/18/2018		10/1/2014
Category A - SIU	SEAPORT SOUND TERMINAL LLC			12/14/2016	4/11/2018	Short form sent in error. Permitted Industries do not complete short forms.	10/1/2014
Category A - SIU	SUPERIOR LINEN SERVICE	5/17/2012		5/17/2012	3/15/2018		5/5/2015
Category A - SIU	TACOMA LNG - PUGET SOUND ENERGY	10/27/2017		10/23/2018			10/23/2018
Category A - SIU	TOMLINSON LINEN SERVICE	2/10/2013		5/3/2013	6/12/2018		10/1/2014
Category A - SIU	TPU DECANT	9/5/2016		10/20/2016	6/12/2018		10/20/2016
Category A - SIU	TRUCK RAIL HANDLING, INC.	2/17/2015		2/17/2015	5/31/2018		7/29/2013
Category A - SIU	CITY OF MILTON - DECANT FACILITY				1/5/2018	Application sent to Pierce County and forwarded to Tacoma in Sept 2017.	1/12/2018
Category A - SIU	CARLSON FORMETEC - OMADA CLOSED	12/17/2013		6/15/2014	4/29/2016		2/13/2015
Category A - SIU	KIK TACOMA, INC	8/26/2014		9/29/2014	9/29/2017		5/5/2015
Category B	ABAGUS ELECTRIC CO.	4/9/2018	2/26/2018	6/26/2018	1/17/2017	Sent 6/5/17	1/17/2017
Category B	ABRA AUTO BODY AND GLASS	8/1/2016		8/1/2016	7/19/2017		1/1/2013
Category B	ACF WEST INC				5/23/2017		5/12/2015

2018 Form 1  
Industrial User Survey Program Summary

PRETREATMENT CATEGORY	COMPANY NAME	ADDRESS	CITY STATE ZIP	NAICS OR SIC CODES BUSINESS TYPE	SURVEY TYPE	DATE SURVEY SENT
Category B	AHERN RENTALS	1108 54TH AVE E	TACOMA WA 98424	532412 - Construction machinery and equipment rental or leasing without operator	Short Form	6/5/2017
Category B	ALSIDE WINDOW COMPANY	2801 78TH AVE E	FIFE WA 98424	423310 - Roofing materials, wood, merchant wholesalers	Short Form	12/29/2017
Category B	AMERICAN EAGLE WHEELS	2505 FRANK ALBERT RD E	FIFE WA 98424	441310 - Automotive Parts and Accessories Stores	Short Form	6/26/2018
Category B	AMERICAN FAST FREIGHT, INC	7400 45TH ST CT E	FIFE WA 98424	488510 - Agents, shipping	Short Form	12/1/2014
Category B	AMIES INTERNATIONAL, INC.	4401 INDUSTRY DR E	FIFE WA 98424	311340 - Candy bars, nonchocolate, manufacturing	Short Form	6/26/2018
Category B	ANIMAL SUPPLY CO	2380 70TH AVE E	FIFE WA 98424	311119 - Blending animal feed	Short Form	6/26/2018
Category B	ART MORRISON ENTERPRISES, INC.	5301 8TH ST E	FIFE WA 98424	423120 - Automotive parts, new, merchant wholesalers, 424310 - Embroidery products merchant wholesalers	Short Form	7/5/2016
Category B	ART N STITCHES	5013 PACIFIC HWY E	FIFE WA 98424	424310 - Embroidery products merchant wholesalers	Short Form	6/26/2018
Category B	ASSOCIATED MATERIALS	2801 78TH AVE E	FIFE WA 98424	326199 - All Other Plastics Product Manufacturing	Permit Application	8/1/2017
Category B	AUDI TACOMA	1701B ALEXANDER AVE E	FIFE WA 98424	441110 - Automobile dealers, new only or new and used, 441110 - New car dealers	Short Form	3/29/2018
Category B	AUTOMOTIVE PAINT SPECIALTY	5005 PACIFIC HWY E	TACOMA WA 98424	811121 - Automotive paint shops	Short Form	6/26/2018
Category B	BAGEL BOYZ BISTRO	4630 16TH ST E	FIFE WA 98424	311812 - Bagels made in commercial bakeries	Short Form	6/26/2018
Category B	BALLY GAMING/BALLY TECHNOLOGIE	513 PACIFIC HWY E 14	FIFE WA 98424	713290 - Slot machine concession operators (i.e., supplying and servicing in others' facilities)	Short Form	9/27/2016
Category B	BALT TRADE LLC	2505 FRANK ALBERT RD E B-119	FIFE WA 98424	4244 - Grocery and Related Product Wholesalers, 424410 - Groceries, general-line, merchant wholesalers	Short Form	6/26/2018
Category B	BAYDO'S RV SERVICE CENTER II	4819 20TH ST E	FIFE WA 98424	441210 - Recreational Vehicle Dealers	Short Form	12/21/2016
Category B	BIG TRUCK SERVICE	2519 PACIFIC HWY E	FIFE WA 98424	81111 - Automotive Mechanical and Electrical Repair and Maintenance	Short Form	6/28/2016
Category B	BMW NORTHWEST	4011 20TH ST E	FIFE WA 98424	328612 - Airfreshers manufacturing, 328612 - Polishes (e.g., automobile, furniture, metal, shoe) manufacturing, 336211 - Automobile wrecker truck bodies manufacturing, 441110 - Automobile dealers, new only or new and used, 532112 - Automobile leasing	Short Form	11/6/2014
Category B	BUCKY'S FIFE	4602 PACIFIC HWY E	FIFE WA 98424	811112 - Automotive exhaust system repair and replacement shops	Short Form	3/30/2018
Category B	CAMIN CARGO CONTROL	5013 PACIFIC HWY E #2	FIFE WA 98424	541380 - Testing Laboratories	Short Form	6/26/2018
Category B	CAMPING WORLD	4650 16TH ST E	FIFE WA 98424	441210 - Recreational vehicle parts and accessories stores	Short Form	6/26/2018
Category B	CARDINAL HEALTH	6710 26TH ST E	FIFE WA 98424	424210 - Drugs and Druggists' Sundries Merchant Wholesalers	Short Form	12/21/2016
Category B	CASCADE MILL WORK & SUPPLY CO. (CMS)	6534 20TH ST E #200	FIFE WA 98424	423310 - Lumber Plywood Millwork and Wood Panel Merchant Wholesalers	Short Form	9/29/2017
Category B	CDI CUSTOM CURB ADAPTERS	7218 45TH STREET CT E	FIFE WA 98421	237310 - Curbs and street gutters, highway, road and street, construction	Short Form	6/26/2018
Category B	CFM CONSOLIDATED, INC	7009 45TH STREET CT E	TACOMA WA 98424	334512 - Automatic Environmental Control Manufacturing for Residential Commercial and Appliance Use	Short Form	6/26/2018
Category B	CHINOOK ROOFING & GUTTERS	5113 PACIFIC HWY E #8	FIFE WA 98424	238160 - Roofing Contractors	Short Form	6/26/2018
Category B	CITY OF FIFE PUBLIC WORKS	3909 PACIFIC HWY E	TACOMA WA 98424	541320 - City planning services	Short Form	9/30/2016
Category B	CLEAN ENERGY CORP	3013 20TH ST E	FIFE WA 98424	221210 - Natural Gas Distribution, 312112 - Water, naturally carbonated, purifying and bottling	Short Form	10/5/2017
Category B	COCA COLA BOTTLING	3500 20TH ST E	FIFE WA 98424	312112 - Spring waters, purifying and bottling	Short Form	9/30/2016
Category B	CONCRETE SERVICES INC	6423 PACIFIC HWY E	FIFE WA 98424	238110 - Poured Concrete Foundation and Structure Contractors	Short Form	5/3/2016
Category B	CONSOLIDATED PRESS LLC	2521 PACIFIC HWY E	FIFE WA 98424	323119 - Commercial printing (except flexographic, digital, gravure, lithographic, quick, screen)	Short Form	6/26/2018
Category B	COT FIRE STATION #12	2015 54TH AVE E	TACOMA WA 98424	922160 - Fire departments (e.g., government, volunteer (except private))	Short Form	6/30/2016
Category B	CUSTOM ELECTRIC & CONTROLS	4630 16TH ST E B24	FIFE WA 98424	238210 - Electrical contractors	Short Form	6/26/2018
Category B	DASHBOARDS SKIMBOARD COMPANY, LLC	2519 PACIFIC HWY E B	FIFE WA 98424	338612 - Boat Building	Short Form	7/5/2016
Category B	DATASUPPLY COMPANY, INC.	4624 16TH ST E	FIFE WA 98424	32311 - Printing	Short Form	6/26/2018

2018 Form 1  
Industrial User Survey Program Summary

PRETREATMENT CATEGORY	COMPANY NAME	DATE SURVEY RETURNED	DATE RESUBMITTAL REQUESTED	DATE COMPLETED SURVEY OBTAINED	LAST INSPECTION DATE	COMMENTS	Column 1
Category B	AHERN RENTALS	6/27/2017		6/29/2017	2/1/2016		1/1/2013
Category B	ALSIDE WINDOW COMPANY	1/9/2018		2/6/2018			11/8/2017
Category B	AMERICAN EAGLE WHEELS				5/25/2017		5/25/2017
Category B	AMERICAN FAST FREIGHT, INC	12/11/2014		12/11/2014		SHIPPING - WASHES TRUCKS	5/12/2015
Category B	AMES INTERNATIONAL, INC.						11/8/2017
Category B	ANIMAL SUPPLY CO				8/24/2017		8/25/2017
Category B	ART MORRISON ENTERPRISES, INC.	8/29/2016		9/8/2016	9/4/2018		7/25/2016
Category B	ART N STITCHES	8/28/2017		8/30/2017	4/26/2017		4/26/2017
Category B	ASSOCIATED MATERIALS						8/30/2017
Category B	AUDI TACOMA	4/9/2018		4/10/2018	3/17/2016		1/8/2014
Category B	AUTOMOTIVE PAINT SPECIALTY				10/6/2014		10/6/2014
Category B	BAGEL BOYZ BISTRO				3/21/2017		3/21/2017
Category B	BALLY GAMING/BALLY TECHNOLOGIE	10/21/2016		12/1/2016	8/31/2018		7/28/2016
Category B	BALT TRADE LLC				5/25/2017		5/25/2017
Category B	BAYDO'S RV SERVICE CENTER II			1/31/2017			10/14/2016
Category B	BIG TRUCK SERVICE	7/21/2016		7/25/2016	1/27/2015		10/1/2014
Category B	BMW NORTHWEST			1/12/2016	1/12/2016		4/5/2013
Category B	BUCKY'S FIFE	4/12/2018		4/13/2018	12/21/2018		1/7/2017
Category B	CAMIN CARGO CONTROL				6/8/2017		4/26/2017
Category B	CAMPING WORLD	6/27/2018		6/28/2018	3/21/2017		3/21/2017
Category B	CARDINAL HEALTH	12/30/2016		1/6/2017	9/11/2017		10/19/2016
Category B	CASCADE MILL WORK & SUPPLY CO. (CMS)	10/17/2017		10/23/2017	8/24/2017		8/24/2017
Category B	CDI CUSTOM CURB ADAPTERS				12/26/2018		11/8/2017
Category B	CFM CONSOLIDATED, INC						11/8/2017
Category B	CHINOOK ROOFING & GUTTERS				6/23/2017		6/23/2017
Category B	CITY OF FIFE PUBLIC WORKS	10/24/2016		10/26/2016	6/20/2017		7/9/2014
Category B	CLEAN ENERGY CORP	10/17/2017		10/23/2017	4/18/2017		4/18/2017
Category B	COCA COLA BOTTLING	10/11/2016		10/24/2016			8/8/2016
Category B	CONCRETE SERVICES INC			5/19/2016	5/17/2016		5/2/2016
Category B	CONSOLIDATED PRESS LLC	6/28/2018		7/9/2018	9/11/2018		3/6/2017
Category B	COT FIRE STATION #12			7/18/2016	11/21/2016		1/1/2013
Category B	CUSTOM ELECTRIC & CONTROLS				3/20/2017		3/20/2017
Category B	DASHBOARDS SKIMBOARD COMPANY, LLC	8/12/2016		8/15/2016	7/17/2018		7/27/2016
Category B	DATASUPPLY COMPANY, INC.				3/13/2017		3/15/2017

2018 Form 1  
Industrial User Survey Program Summary

PRETREATMENT CATEGORY	COMPANY NAME	ADDRESS	CITY STATE ZIP	NAICS OR SIC CODES BUSINESS TYPE	SURVEY TYPE	DATE SURVEY SENT
Category B	DESTINATION HARLEY DAVIDSON	2302 PACIFIC HWY E	TACOMA WA 98424	441221 - Motorcycle dealers	Short Form	6/30/2016
Category B	DISTINCTIVE DENTISTRY	5615 VALLEY AVE E	TACOMA WA 98424	621210 - Offices of Dentists	Short Form	3/30/2018
Category B	DRIVELINES NW	4624 16TH ST E #A-10	FIFE WA 98424	423120 - Motor Vehicle Supplies and New Parts Merchant Wholesalers	Short Form	6/26/2018
Category B	ELLIS MACHINERY & EQUIPMENT INC	6225 20TH ST E	FIFE WA 98424	522220 - Sales Financing	Short Form	7/5/2016
Category B	ENTERPRISE RENT -A- CAR	2602 PACIFIC HWY E	FIFE WA 98424	532111 - Car rental agencies	Short Form	9/29/2016
Category B	ERKER'S AUTO AND TRUCK REPAIR	2311 PACIFIC HWY E	FIFE WA 98424	811111 - Automotive Mechanical and Electrical Repair and Maintenance	Short Form	12/10/2015
Category B	ESPECIALLY 4 YOU LLC	5013 PACIFIC HWY E #14	FIFE WA 98424	453998 - Emergency preparedness supply stores	Short Form	6/26/2018
Category B	ESTATE IMAGING	5013 PACIFIC HWY E	FIFE WA 98424	53139 - Other Activities Related to Real Estate	Short Form	6/26/2018
Category B	FAIRCHILD FREIGHT LLC	4603 15TH ST E	FIFE WA 98424	484121 - General Freight Trucking Long-Distance Truckload	Short Form	3/30/2018
Category B	FEDERAL EXPRESS	2503 FRANK ALBERT RD E	TACOMA WA 98424	492110 - Express delivery services (except establishments operating under a universal service obligation)	Short Form	6/26/2018
Category B	FEDEX FREIGHT	3216 70TH AVE E	FIFE WA 98424	492110 - Express delivery services (except establishments operating under a universal service obligation)	Short Form	7/8/2016
Category B	FIFE AUTO REPAIR AND SALES	3811 TAYLOR WAY EAST	FIFE WA 98424	811111 - Automotive engine repair and replacement shops	Short Form	12/1/2014
Category B	FIFE AUTO SPA	3151 20TH ST E	FIFE WA 98424	811192 - Automotive detailing services (i.e., cleaning, polishing)	Short Form	6/30/2016
Category B	FIFE CLINIC, INC.	4846 20TH ST E	FIFE WA 98424		Short Form	4/1/2016
Category B	FIFE RECOVERY SERVICE	1309 34TH AVE A	FIFE WA 98424		Short Form	12/21/2016
Category B	FIFE SCHOOL DIST. BUS SHOP	5601 20TH ST E	FIFE WA 98424	485410 - School bus services	Short Form	
Category B	FLAIR FLEXIBLE PACKAGING CORPORATION (WASHINGTON)	7217 45TH STREET CT E	FIFE WA 98424		Short Form	6/26/2018
Category B	FORWARD AIR FREIGHT	2507 FRANK ALBERT RD E	FIFE WA 98424		Short Form	6/26/2018
Category B	FULL CONTAINER RECOVERY	5315 4TH ST E	FIFE WA 98424		Short Form	6/13/2018
Category B	GEARY PACIFIC SUPPLY	2380 70TH AVE E	FIFE WA 98424		Short Form	6/26/2018
Category B	GENERAL FORWARDERS	5013 PACIFIC HWY E	FIFE WA 98424		Short Form	6/26/2018
Category B	GLOBALTECH PLASTICS	5555 8TH ST E	FIFE WA 98424		Short Form	7/5/2016
Category B	GOODYEAR TIRE & RUBBER #8827	3101 PACIFIC HWY E	FIFE WA 98424	326212 - Rebuilding tires	Short Form	12/1/2014
Category B	GRISWOLD PERFORMANCE	212 55TH AVE E	FIFE WA 98424		Short Form	7/5/2016
Category B	GSC MECHANICAL, LLC	5009 PACIFIC HWY E #9	FIFE WA 98424	811412 - Air-conditioner, window, repair and maintenance services	Short Form	12/1/2014
Category B	H&H DIESEL	11410 246TH AVE E	FIFE WA 98424		Short Form	6/26/2018
Category B	HERC EQUIPMENT RENTAL	4403 20TH ST E	FIFE WA 98424	532412 - Earth moving equipment rental or leasing without operator	Short Form	7/5/2016
Category B	HINSHAW ACURA	5955 20TH ST E	FIFE WA 98424	441110 - New car dealers	Short Form	
Category B	HONDA OF FIFE	4301 20TH ST E	FIFE WA 98424	441110 - Automobile dealers, new only or new and used	Short Form	
Category B	HONEY HOUSE NATURALS	7704 48TH ST E	FIFE WA 98424		Short Form	12/21/2016
Category B	IR SPECIALTY FOAM LLC	3500 20TH ST E	FIFE WA 98424		Short Form	7/5/2016
Category B	JACKS AUTO DETAILING & RV REPAIR	6639 20TH ST E 2	FIFE WA 98424		Short Form	
Category B	JAGUAR OF TACOMA IN FIFE	1601 40TH AVENUE CT E	FIFE WA 98424		Short Form	6/26/2018
Category B	JBY MANUFACTURING	4600 16TH ST E	FIFE WA 98424		Short Form	4/18/2016
Category B	JC DENTAL LABORATORY	2720 70TH AVE E	FIFE WA 98424		Short Form	6/5/2017
Category B	JEFFY LUBE #3178	4670 PACIFIC HWY E	FIFE WA 98424		Short Form	6/26/2018
Category B	JMS AUTO SALON-FIFE	1700 ALEXANDER AVE E	FIFE WA 98424		Short Form	6/26/2018
Category B	LANIER BRUGH CORP	5909 12TH ST E	FIFE WA 98424		Short Form	6/8/2017

2018 Form 1  
Industrial User Survey Program Summary

PRETREATMENT CATEGORY	COMPANY NAME	DATE SURVEY RETURNED	DATE RESUBMITTAL REQUESTED	DATE COMPLETED SURVEY OBTAINED	LAST INSPECTION DATE	COMMENTS	Column 1
Category B	DESTINATION HARLEY DAVIDSON	7/7/2016		7/8/2016	10/6/2015		1/1/2013
Category B	DISTINCTIVE DENTISTRY	8/22/2018		8/22/2018	6/14/2018		6/14/2018
Category B	DRIVELINES NW				3/13/2017		3/13/2017
Category B	ELLIS MACHINERY & EQUIPMENT INC	8/12/2016		8/15/2016			7/25/2016
Category B	ENTERPRISE RENT -A- CAR	11/10/2016		11/10/2016	7/17/2018		7/10/2014
Category B	ERKER'S AUTO AND TRUCK REPAIR	2/26/2016		3/3/2016	7/16/2018		10/1/2014
Category B	ESPECIALLY 4 YOU LLC				4/26/2017		4/26/2017
Category B	ESTATE IMAGING				4/26/2017		4/27/2017
Category B	FAIRCHILD FREIGHT LLC	4/9/2018		4/10/2018	2/23/2017	Sent 6/5/17	2/23/2017
Category B	FEDERAL EXPRESS				5/23/2017		4/19/2013
Category B	FEDEX FREIGHT	8/25/2016		9/8/2016			7/27/2016
Category B	FIFE AUTO REPAIR AND SALES	12/8/2014		12/19/2014	6/28/2018	Pierce County has no record of this property being connected to sewer	5/12/2015
Category B	FIFE AUTO SPA	7/11/2016		7/12/2016	9/4/2015		4/19/2013
Category B	FIFE CLINIC, INC.			5/9/2016	7/27/2017		4/1/2016
Category B	FIFE RECOVERY SERVICE	12/29/2016		1/5/2017	8/28/2018		7/26/2016
Category B	FIFE SCHOOL DIST. BUS SHOP			1/26/2016	7/25/2017	Inspection 1/26/2016.	4/19/2013
Category B	FLAIR FLEXIBLE PACKAGING CORPORATION (WASHINGTON)						6/2/2016
Category B	FORWARD AIR FREIGHT				5/24/2017		5/25/2017
Category B	FULL CONTAINER RECOVERY	6/27/2018		6/28/2018			11/8/2017
Category B	GEARY PACIFIC SUPPLY				8/31/2017		8/31/2017
Category B	GENERAL FORWARDERS				4/26/2017		4/26/2017
Category B	GLOBALTECH PLASTICS	8/11/2016	8/10/2016	8/11/2016	9/11/2018		7/25/2016
Category B	GOODYEAR TIRE & RUBBER #8827	1/8/2015		1/8/2015	9/11/2018	emailed survey to Jess - Commercial Manger, at jbullard@goodyear.com	5/12/2015
Category B	GRISWOLD PERFORMANCE	8/12/2016		8/15/2016	9/11/2018		7/25/2016
Category B	GSC MECHANICAL, LLC	12/8/2014		7/15/2015	7/14/2015	NEEDS INSPECTION - POSSIBLY A CATEGORY C	5/12/2015
Category B	H&H DIESEL				2/22/2017		2/22/2017
Category B	HERC EQUIPMENT RENTAL	7/25/2016		7/26/2016	12/19/2018		4/19/2013
Category B	HINSHAW'S ACURA			1/4/2016	1/4/2016	BI and asset inspection 1/4/2016	4/19/2013
Category B	HONDA OF FIFE			1/19/2016	1/19/2016	Site and sanitary device inspection 1-19-2016.	4/19/2013
Category B	HONEY HOUSE NATURALS	3/22/2017		3/22/2017	8/30/2016		8/9/2016
Category B	IR SPECIALTY FOAM LLC	8/8/2016		8/9/2016			7/25/2016
Category B	JACKS AUTO DETAILING & RV REPAIR						9/26/2018
Category B	JAGUAR OF TACOMA IN FIFE				6/20/2017		10/1/2014
Category B	JBY MANUFACTURING	4/28/2016		5/9/2016			5/9/2016
Category B	JC DENTAL LABORATORY	6/16/2017		6/22/2017			7/27/2016
Category B	JIFFY LUBE #3178				12/21/2018		7/25/2016
Category B	JIMS AUTO SALON-FIFE				5/31/2017		6/1/2017
Category B	LANIER BRUGH CORP	7/26/2017		7/27/2017	2/2/2017	Sent on 6/5/17	2/3/2017



2018 Form 1  
Industrial User Survey Program Summary

PRETREATMENT CATEGORY	COMPANY NAME	ADDRESS	CITY STATE ZIP	NAICS OR SIC CODES BUSINESS TYPE	SURVEY TYPE	DATE SURVEY SENT
Category B	LARSON CADILLAC	6411 20TH ST E	TACOMA WA 98424	811192 - Car detailers	Short Form	7/7/2016
Category B	LARSON POWER BOATS / SPORTS NORTHWEST	3701 20TH ST E	FIFE WA 98424	44122 - Motorcycle Boat and Other Motor Vehicle Dealers, 441221 - All-terrain vehicle (ATV) dealers, 441222 - Boat dealers, new and used	Short Form	1/19/2016
Category B	LEAN ENVIRONMENT	4500 15TH ST E	FIFE WA 98424	541620 - Environmental consulting services	Short Form	3/30/2018
Category B	LES SCHWAB TIRES	1334 54TH AVE E	TACOMA WA 98424	441320 - Tire dealers, automotive	Short Form	5/3/2016
Category B	LEXUS OF TACOMA IN FIFE	1708 40TH AVENUE CTE	FIFE WA 98424	441110 - New car dealers	Short Form	
Category B	LINE-X NORTHWEST	5306 PACIFIC HWY E	TACOMA WA 98424	811198 - Spray-on bedliner installation for trucks	Short Form	10/27/2016
Category B	LOVES TRAVEL STOP #448	1501 PORT OF TACOMA RD	FIFE WA 98424	447190 - Truck stops	Short Form	
Category B	LPI CASTERS	2505 FRANK ALBERT RD E	FIFE WA 98424		Short Form	6/26/2018
Category B	LUCKS - FIFE	3600 INDUSTRY DR E # A2	TACOMA WA 98424	311989 - Cake frosting manufacturing	Permit Application	6/26/2018
Category B	LUSAMERICA FISH	1124 54TH AVE E	TACOMA WA 98424	311171 - Seafood Product Preparation and Packaging	Short Form	6/26/2018
Category B	LYNDEN TRANSPORT, INC.	5410 12TH ST E	FIFE WA 98424		Short Form	6/8/2017
Category B	MAJOR WIRE SCREEN MEDIA	7110 26TH ST. EAST	FIFE WA 98424	332618 - Cloth, woven wire, made from purchased wire, 333999 - Sieves and screening equipment, general purpose-type, manufacturing, 423510 - Bars, metal (except precious), merchant wholesalers	Short Form	12/1/2014
Category B	MCLEAN'S AUTO REPAIR	1401 52ND AVE E	FIFE WA 98424	323113 - Address lists screen printing without publishing, 811111 - General Automotive Repair	Short Form	12/1/2014
Category B	MERCEDES BENZ OF TACOMA	1701 ALEXANDER AVE E	FIFE WA 98424	811111 - Automotive Mechanical and Electrical Repair and Maintenance	Short Form	3/29/2018
Category B	MERCER DISTRIBUTION SERVICES (MERCERLOGISTICS)	4179 70TH AV E	FIFE WA 98424	484110 - General Freight Trucking Local, 484110 - General freight trucking, local, 484121 - Trucking, general freight, long-distance, truckload (TL), 488510 - Shipping agents (freight forwarding)	Short Form	12/1/2014
Category B	MIDWAY MUFFLER, RADIATOR & BRAKES	4600 PACIFIC HWY E	FIFE WA 98424		Short Form	6/26/2018
Category B	MILGARD #79-3712 MFG PLANT	965 54TH AVE E	FIFE WA 98424	326199 - All Other Plastics Product Manufacturing	Short Form	11/6/2014
Category B	MILGARD #79-3714 VINYL MFG PLANT	1001 54TH AVE E	FIFE WA 98424	326199 - All Other Plastics Product Manufacturing	Permit Application	7/5/2016
Category B	MILGARD #79-3777 CORP & TEMPERING MFG PLANT	1010 54TH AVE E	FIFE WA 98424	32619 - Other Plastics Product Manufacturing	Short Form	11/6/2014
Category B	N.C. MACHINERY	2603 PACIFIC HWY E	TACOMA WA 98424	423810 - Concrete processing equipment merchant wholesalers, 423810 - Construction and Mining (except Oil Well) Machinery and Equipment Merchant Wholesalers, 532412 - Earth moving equipment rental or leasing without operator	Short Form	6/5/2017
Category B	NAPA AUTO-TRUCK PARTS	2402 PACIFIC HWY E	FIFE WA 98424	441310 - Automobile parts dealers	Short Form	10/21/2016
Category B	NEXXUS DENTAL TOTAL MILLING SOLUTION	4624 16TH ST E	FIFE WA 98424	339114 - Dental equipment and instruments manufacturing, 621210 - Offices of Dentists	Short Form	10/21/2016
Category B	NISSAN OF FIFE	1700 ALEXANDER AVE E	TACOMA WA 98424	811111 - General Automotive Repair	Short Form	3/29/2018
Category B	NORTHWEST CUSTOM CANNERY & SEAFOOD	1124 54TH AVE E	TACOMA WA 98424	311711 - Seafood Canning	Short Form	6/5/2017
Category B	NORTHWEST MINI	3901 20TH ST E	FIFE WA 98424	441110 - New car dealers	Short Form	6/5/2017
Category B	NORTHWEST TOOL & REPAIR	1210 WILLOWS RD. EAST	FIFE WA 98424		Short Form	12/1/2014
Category B	NORTHWEST TRUCK AND TRAILER LLC #2	7495 26TH ST E	FIFE WA 98424		Short Form	9/29/2017

2018 Form 1  
Industrial User Survey Program Summary

PRETREATMENT CATEGORY	COMPANY NAME	DATE SURVEY RETURNED	DATE RESUBMITTAL REQUESTED	DATE COMPLETED SURVEY OBTAINED	LAST INSPECTION DATE	COMMENTS	Column 1
Category B	LARSON CADILLAC	12/19/2016		12/20/2016	12/19/2018		7/25/2013
Category B	LARSON POWER BOATS / SPORTS NORTHWEST	1/13/2016		1/20/2016	1/5/2016		4/22/2013
Category B	LEAM ENVIRONMENT	4/9/2018		4/10/2018	2/22/2017	Sent 6/5/2017	2/22/2017
Category B	LES SCHWAB TIRES	5/19/2016		5/23/2016	8/25/2016		1/1/2013
Category B	LEXUS OF TACOMA IN FIFE			2/11/2016	1/29/2016	POC: Nick, Asst Shop Mgr	1/8/2014
Category B	LINE-X NORTHWEST	11/7/2016		11/10/2016			7/25/2016
Category B	LOVES TRAVEL STOP #448			2/16/2016	7/21/2017		1/8/2014
Category B	LPI CASTERS				5/23/2017		5/24/2017
Category B	LUCKS - FIFE			10/23/2018	4/13/2018		1/23/2017
Category B	LUSAMERICA FISH				9/30/2015	Resent 6/5/17 because I didn't see the "no further action" note in the database.	10/1/2014
Category B	LYNDEN TRANSPORT, INC.	6/13/2017		6/19/2017	1/25/2017		1/25/2017
Category B	MAJOR WIRE SCREEN MEDIA	12/15/2014		7/16/2015	3/23/2017	Probably a C, but still needs inspection	5/12/2015
Category B	MCLEAN'S AUTO REPAIR	12/8/2014		5/21/2015	8/31/2018	DOMESTIC EQ	5/12/2015
Category B	MERCEDES BENZ OF TACOMA	4/9/2018		4/10/2018	5/31/2017		10/1/2014
Category B	MERCER DISTRIBUTION SERVICES (MERCERLOGISTICS)	12/8/2014		7/16/2015	7/16/2015	GENERAL INSPECTION TO CONFIRM DOMESTIC EQ.	5/12/2015
Category B	MIDWAY MUFFLER, RADIATOR & BRAKES				12/21/2018		7/28/2016
Category B	MILGARD #79-3712 MFG PLANT			12/1/2014	10/6/2016		1/8/2014
Category B	MILGARD #79-3714 VINYL MFG PLANT	7/22/2016		7/28/2016	2/28/2017		1/8/2014
Category B	MILGARD #79-3777 CORP & TEMPERING MFG PLANT			1/30/2015	4/27/2009		10/1/2014
Category B	N.C. MACHINERY	7/14/2017		7/18/2017	11/28/2016		1/1/2013
Category B	NAPA AUTO-TRUCK PARTS	11/7/2016		11/10/2016	10/6/2015		10/6/2015
Category B	NEXXUS DENTAL TOTAL MILLING SOLUTION			11/8/2016	3/21/2017		4/1/2016
Category B	NISSAN OF FIFE	4/9/2018		4/10/2018	5/31/2017	sent 7/7/16	10/1/2014
Category B	NORTHWEST CUSTOM CANNERY & SEAFOOD						7/25/2016
Category B	NORTHWEST MINI				10/10/2016	Survey given to Jay Senon 9/18/2015 during closing conference of business inspection.	1/1/2013
Category B	NORTHWEST TOOL & REPAIR	12/8/2014		12/9/2014	6/19/2018	INDUSTRIAL SUPPLY AND REPAIR.	5/12/2015
Category B	NORTHWEST TRUCK AND TRAILER LLC #2	10/17/2017		10/23/2017		REFERRED FOR INSPECTION	4/20/2017

2018 Form 1  
Industrial User Survey Program Summary

PRETREATMENT CATEGORY	COMPANY NAME	ADDRESS	CITY STATE ZIP	NAICS OR SIC CODES BUSINESS TYPE	SURVEY TYPE	DATE SURVEY SENT
Category B	NORTHWEST TRUCK AND TRAILER LLC--MOVED	2505 FRANK ALBERT RD E STE 112	FIFE WA 98424		Short Form	4/1/2016
Category B	O'NEILL'S MOBILE MARINE & RV SERVICE, LLC	4914 PACIFIC HWY E	FIFE WA 98424		Short Form	6/5/2017
Category B	O'NEILLS MOBILE MARINE AND RV	4914 PACIFIC HWY E	FIFE WA 98424		Short Form	12/1/2014
Category B	OMEGA RIGGING & MACHINERY MOVING, INC.	1222 46TH AVE E	FIFE WA 98424	238230 - Machine rigging, 532490 - Agricultural machinery and equipment rental or leasing	Short Form	12/1/2014
Category B	ORIENT SEAFOOD PRODUCTION	1494 46TH AVE E	FIFE WA 98424		Short Form	6/19/2017
Category B	ORKIN PEST CONTROL	5113 PACIFIC HWY E #1-W	FIFE WA 98424			
Category B	OVERHEAD DOOR CORPORATION	2505 FRANK ALBERT RD #B-127 B-127	FIFE WA 98424		Short Form	12/1/2014
Category B	PACENT	6501 3RD STREET CT E	FIFE WA 98424		Short Form	6/5/2017
Category B	PACIFIC PRIDE / GULL PETROCARD	4310 PACIFIC HWY E	TACOMA WA 98424	424710 - Bulk gasoline stations	Short Form	10/27/2016
Category B	PACIFIC REFRIGERATION	4624 16TH ST E	FIFE WA 98424		Short Form	7/20/2017
Category B	PAPE MACHINERY	3607 20TH ST E	FIFE WA 98424	42381 - Construction and Mining (except Oil Well) Machinery and Equipment Merchant Wholesalers	Short Form	10/21/2016
Category B	PAPE MATERIAL HANDLING, INC.	1307 54TH AVE. EAST	FIFE WA 98424		Short Form	12/1/2014
Category B	PARAMOUNT CENTRE	6005 12TH ST E	FIFE WA 98424		Short Form	6/19/2017
Category B	PATRIOT FIRE PROTECTION, INC.	2707 70TH AVE E	FIFE WA 98424			
Category B	PETROCARD FIFE	3200 20TH AV E	FIFE WA 98424	447190 - Other Gasoline Stations	Short Form	4/23/2018
Category B	PORSCHÉ OF TACOMA	1701 ALEXANDER AVE E	FIFE WA 98424			
Category B	PRECAST CONCRETE INDUSTRIES INC	3719 70TH AVE E. #6G	FIFE WA 98424		Short Form	12/1/2014
Category B	PRECISION MACHINE WORKS INC	4101 INDUSTRY DRIVE E	FIFE WA 98421			
Category B	PREMIER TRAILER LEASING	1403 62ND AVE E	FIFE WA 98424			
Category B	RAINIER ENVIRONMENTAL LAB	5013 PACIFIC HWY E #20	FIFE WA 98424		Short Form	6/8/2018
Category B	RAINIER ENVIRONMENTAL LABORATORY	5013 PACIFIC HWY E #20	FIFE WA 98424		Short Form	5/16/2016
Category B	REGAL WEST CORP 6546 20TH ST E	6546 20TH ST E	FIFE WA 98424		Short Form	6/19/2017
Category B	RESTAURANT DEPOT	6130 12TH ST E	FIFE WA 98424		Short Form	5/2/2018
Category B	RESTAURANT TECHNOLOGIES, INC	7326 26TH ST E	FIFE WA 98424		Short Form	12/1/2014
Category B	RESTOR DENTAL LABORATORY	5619 VALLEY AVE E	FIFE WA 98424		Short Form	6/19/2017
Category B	RITE IN THE RAIN - JI DARLING INC	2614 PACIFIC HWY E	FIFE WA 98424		Short Form	7/5/2016
Category B	RIVERSIDE LOGISTIC LLC	3430 DESTINATION AVE E	FIFE WA 98424	4842 - Specialized Freight Trucking	Short Form	10/21/2016
Category B	ROAD ONE INTERMODAL LOGISTICS	3077 20TH ST E	TACOMA WA 98424	48851 - Freight Transportation Arrangement	Short Form	11/3/2016
Category B	ROLFS IMPORT AUTO SERVICE	3151 20TH ST E	FIFE WA 98424	811111 - Automotive engine repair and replacement shops, 811198 - All Other Automotive Repair and Maintenance	Short Form	6/19/2017
Category B	ROTO-ROOTER	4630 16TH ST E	FIFE WA 98424		Short Form	7/24/2017
Category B	RTC AEROSPACE-FIFE DIVISION	7215 45TH C STREET CT. EAST	FIFE WA 98424		Short Form	12/1/2014
Category B	RUSELL'S EXPRESS LLC	6506 43RD ST E	FIFE WA 98424	332710 - Chemical milling job shops	Short Form	6/5/2017

2018 Form 1  
Industrial User Survey Program Summary

PRETREATMENT CATEGORY	COMPANY NAME	DATE SURVEY RETURNED	DATE RESUBMITTAL REQUESTED	DATE COMPLETED SURVEY OBTAINED	LAST INSPECTION DATE	COMMENTS	Column 1
Category B	NORTHWEST TRUCK AND TRAILER LLC--MOVED	5/17/2016		5/19/2016			4/1/2016
Category B	O'NEILL'S MOBILE MARINE & RV SERVICE, LLC	6/14/2017		6/21/2017			5/2/2016
Category B	O'NEILLS MOBILE MARINE AND RV			2/12/2015		Washes equipment, chemical storage	5/12/2015
Category B	OMEGA RIGGING & MACHINERY MOVING, INC.	10/5/2016		10/26/2016	8/31/2018	REPAIR SERVICES	5/12/2015
Category B	ORIENT SEAFOOD PRODUCTION	7/10/2017		7/13/2017	2/24/2017		2/24/2017
Category B	ORKIN PEST CONTROL				6/21/2017		6/21/2017
Category B	OVERHEAD DOOR CORPORATION			2/12/2015	5/25/2017		5/12/2015
Category B	PACENT						4/1/2016
Category B	PACIFIC PRIDE / GULL PETROCARD	11/7/2016		11/10/2016	6/20/2017		1/1/2013
Category B	PACIFIC REFRIGERATION	7/24/2017		7/25/2017	3/20/2017		3/20/2017
Category B	PAPE MACHINERY	11/24/2016	3/18/2016	12/5/2016	6/3/2016		10/1/2014
Category B	PAPE MATERIAL HANDLING, INC.	12/18/2014		7/11/2016	9/4/2018	LN - Needs inspection - they wash equipment and have an o/w sep SM - Facility has an elaborate pre-treatment system, O/W separator is only a small portion of it.	5/12/2015
Category B	PARAMOUNT CENTRE	6/19/2017		6/19/2017	2/14/2017		2/14/2017
Category B	PATRIOT FIRE PROTECTION, INC.				12/13/2017		12/13/2017
Category B	PETROCARD FIFE				8/4/2015		4/19/2013
Category B	PORSCHÉ OF TACOMA				5/31/2017		6/2/2017
Category B	PRECAST CONCRETE INDUSTRIES INC	12/12/2014		12/13/2014		THEY CAST PRODUCTS ON SITE USING "DRY CASTING"	5/12/2015
Category B	PRECISION MACHINE WORKS INC						11/8/2017
Category B	PREMIER TRAILER LEASING						7/17/2017
Category B	RAINIER ENVIRONMENTAL LAB	6/21/2018		6/25/2018	4/26/2017		4/27/2017
Category B	RAINIER ENVIRONMENTAL LABORATORY	5/23/2016		5/27/2016	8/31/2018	LAB THAT DOES WASTEWATER TREATMENT	5/12/2015
Category B	REGAL WEST CORP 6546 20TH ST E				8/24/2017	PLANT TESTING	5/12/2015
Category B	RESTAURANT DEPOT				2/2/2017		2/13/2017
Category B	RESTAURANT TECHNOLOGIES, INC	12/30/2014		12/31/2014		Supply new and pick up used cooking oil	2/3/2017
Category B	RESTOR DENTAL LABORATORY				6/14/2018		5/12/2015
Category B	RITE IN THE RAIN - JI DARLING INC	8/12/2016		8/15/2016	7/17/2018		8/8/2016
Category B	RIVERSIDE LOGISTIC LLC						7/27/2016
Category B	ROAD ONE INTERMODAL LOGISTICS				4/18/2017		4/1/2016
Category B	ROLFS IMPORT AUTO SERVICE	6/13/2017		6/19/2017	9/3/2015		8/12/2014
Category B	ROTO-ROOTER	7/26/2017		7/27/2017	3/20/2017		8/8/2014
Category B	RTC AEROSPACE-FIFE DIVISION	1/15/2015		7/21/2015	12/26/2018	needs inspection	1/12/2017
Category B	RUSSELL'S EXPRESS LLC						5/12/2015
							4/1/2016

2018 Form 1  
Industrial User Survey Program Summary

PRETREATMENT CATEGORY	COMPANY NAME	ADDRESS	CITY STATE ZIP	NAICS OR SIC CODES BUSINESS TYPE	SURVEY TYPE	DATE SURVEY SENT
Category B	SEA SHEET METAL	5013 PACIFIC HWY E #5	FIFE WA 98424			
Category B	SEA-MAR COMMUNITY HEALTH CENTER	2111 54TH AVE E	FIFE WA 98424			
Category B	SERVICE STEEL AEROSPACE CORP	4609 70TH AV E	FIFE WA 98424	423510 - Metals service centers	Short Form	11/6/2014
Category B	SHELL STATION & AUTOMATIC CAR WASH	5501 20TH ST E	FIFE WA 98424	447110 - Gasoline stations with convenience stores, 811192 - Self-service carwash	Short Form	6/5/2017
Category B	SIEMENS BUILDING TECHNOLOGIES	5013 PACIFIC HWY E #16	FIFE WA 98424		Short Form	7/3/2017
Category B	SOUTH SOUND BMW MOTORCYCLES	3605 20TH ST E	FIFE WA 98424	811111 - Automotive Mechanical and Electrical Repair and Maintenance	Short Form	12/6/2016
Category B	SOUTHSIDE BRAKE & CLUTCH	2525 PACIFIC HWY E	TACOMA WA 98424	811111 - Automotive Mechanical and Electrical Repair and Maintenance, 811310 - Agricultural machinery and equipment repair and maintenance services	Short Form	12/1/2014
Category B	STICKERS NORTHWEST	5013 PACIFIC HWY E	FIFE WA 98424			
Category B	SUMMIT SAFETY SHOES LLC	5013 PACIFIC HWY E #23	FIFE WA 98424	448210 - Shoe Stores	Short Form	10/21/2016
Category B	SUNBELT RENTALS - FIFE	3901 PACIFIC HWY E	FIFE WA 98424		Short Form	6/5/2017
Category B	TACOMA DIESEL	444 54TH AVE E	FIFE WA 98424		Short Form	6/5/2017
Category B	TACOMA RV CENTER	6300 PACIFIC HWY E	FIFE WA 98424		Short Form	6/5/2017
Category B	TEC EQUIPMENT	5959 PACIFIC HWY E	TACOMA WA 98424	532120 - Truck (except industrial) rental or leasing	Short Form	6/5/2017
Category B	TESTAMERICA LABORATORIES, INC.	5755 8TH ST E	FIFE WA 98424		Short Form	6/19/2017
Category B	TOP AUTO BODY	5717 PACIFIC HWY E	TACOMA WA 98424	811121 - Automotive body shops		
Category B	TRI PAK #3	2505 FRANK ALBERT RD E	FIFE WA 98424		Short Form	4/23/2018
Category B	TRUCK & TRAILER REFRIGERATION	6214 16TH STREET EAST	FIFE WA 98424	811310 - Truck refrigeration repair and maintenance services	Short Form	12/1/2014
Category B	UNION PACIFIC RAILROAD	3330 20TH ST E	FIFE WA 98424		Short Form	6/5/2017
Category B	UNITED REFRIGERATION INC.	2507 FRANK ALBERT RD E	FIFE WA 98424		Short Form	6/13/2018
Category B	US. FOODS	2204 70TH AVE E	FIFE WA 98424	42441 - General Line Grocery Merchant Wholesalers	Short Form	11/29/2017
Category B	VANCOUR'S AUTO DETAILING	2592 PACIFIC HWY E	FIFE WA 98424	811192 - Automotive detailing services (i.e., cleaning, polishing), 811198 - Undercoating shops, automotive	Short Form	11/6/2014
Category B	VENEER CHIP TRANSPORT	2205 PACIFIC HWY E	TACOMA WA 98424	484110 - Trucking, general freight, local, 484220 - Dry bulk trucking (except garbage collection, garbage hauling), local, 484220 - Rubbish hauling without collection or disposal, truck, local, 484220 - Trucking, specialized freight (except used goods), local	Short Form	11/6/2014
Category B	VETERANS INDEPENDENT ENTERPRISES OF WASHINGTON	4630 16TH ST E B16	FIFE WA 98424			
Category B	VOLVO OF TACOMA IN FIFE	1602 40TH AVE CT E	FIFE WA 98424		Short Form	6/5/2017
Category B	WESCRAFT RV	3402 12TH ST E	FIFE WA 98424		Short Form	3/30/2018
Category B	WESTERN CONTAINER CORPORATION	2205 70TH AV E	FIFE WA 98424		Short Form	6/5/2017
Category B	WESTERN EQUIPMENT REPAIR AND WELDING	115 54TH AVE E	TACOMA WA 98424	811111 - Truck repair shops, general	Short Form	11/3/2016
Category B	WESTERN FLUID COMPONENTS	2909 PACIFIC HWY E	FIFE WA 98424		Short Form	11/6/2014
Category B	WESTERN PETERBILT, LLC	3443 20TH ST E	FIFE WA 98424	811111 - Automotive Mechanical and Electrical Repair and Maintenance	Short Form	12/10/2015
Category B	WESTERN STATES TRANSPORTATION	115 54TH AVE E	FIFE WA 98424		Short Form	12/1/2014
Category B	YBB AUTO SALON	1407 WILLOW RD E D	FIFE WA 98424		Short Form	6/19/2017
Category B	YRC FREIGHT 873	2807 70TH AVE E	TACOMA WA 98424	484110 - Trucking, general freight, local	Short Form	6/5/2017
Category B	AUTO TRIM DESIGN LLC	3516 N HUSON ST	TACOMA WA 98407	327112 - Lamp bases, pottery, manufacturing, 441310 - Automotive Parts and Accessories Stores		

2018 Form 1  
Industrial User Survey Program Summary

PRETREATMENT CATEGORY	COMPANY NAME	DATE SURVEY RETURNED	DATE RESUBMITTAL REQUESTED	DATE COMPLETED SURVEY OBTAINED	LAST INSPECTION DATE	COMMENTS	Column 1
Category B	SEA SHEET METAL				4/26/2017		1/12/2015
Category B	SEA-MAR COMMUNITY HEALTH CENTER						9/13/2016
Category B	SERVICE STEEL AEROSPACE CORP	12/1/2014		7/6/2016	9/24/2015		4/19/2013
Category B	SHELL STATION & AUTOMATIC CAR WASH	4/30/2018		5/1/2018	3/24/2017		1/1/2013
Category B	SIEMENS BUILDING TECHNOLOGIES	7/27/2017		7/31/2017	4/27/2017		1/12/2015
Category B	SOUTH SOUND BMW MOTORCYCLES	12/20/2016		12/21/2016	6/19/2012		10/1/2014
Category B	SOUTHSIDE BRAKE & CLUTCH	12/8/2014		6/2/2015	7/16/2018		10/1/2014
Category B	STICKERS NORTHWEST				4/26/2017		4/27/2017
Category B	SUMMIT SAFETY SHOES LLC	1/3/2017		1/17/2017	4/26/2017		6/2/2016
Category B	SUNBELT RENTALS - FIFE				8/28/2018		7/25/2016
Category B	TACOMA DIESEL	6/13/2017		6/15/2017	7/31/2017		1/8/2014
Category B	TACOMA RV CENTER				8/24/2016		1/8/2014
Category B	TEC EQUIPMENT	6/27/2017		6/29/2017	12/19/2016		1/1/2013
Category B	TESTAMERICA LABORATORIES, INC.	11/16/2017		12/12/2017			7/28/2016
Category B	TOP AUTO BODY						11/8/2017
Category B	TRI PAK #3	5/10/2018		5/17/2018	5/23/2017		5/24/2017
Category B	TRUCK & TRAILER REFRIGERATION						5/12/2015
Category B	UNION PACIFIC RAILROAD				3/23/2017	SFD - DOMESTIC EQ	5/12/2015
Category B	UNITED REFRIGERATION INC.	6/27/2018		6/28/2018	5/23/2017	left msg with Greg Petersen, 775-340-5268	5/24/2017
Category B	US. FOODS	12/13/2017		2/27/2018	8/24/2017		10/1/2014
Category B	VANCOUR'S AUTO DETAILING			2/2/2016	1/29/2016		1/8/2014
Category B	VENEER CHIP TRANSPORT			3/22/2016	3/17/2016		1/1/2013
Category B	VETERANS INDEPENDENT ENTERPRISES OF WASHINGTON				3/20/2017		3/20/2017
Category B	VOLVO OF TACOMA IN FIFE				9/28/2016		1/8/2014
Category B	WESCRAFT RV	4/12/2018		4/13/2018	1/31/2017		1/7/2017
Category B	WESTERN CONTAINER CORPORATION	6/16/2017		6/22/2017	12/4/2015		4/19/2013
Category B	WESTERN EQUIPMENT REPAIR AND WELDING	11/16/2016		11/22/2016	11/27/2017		2/2/2015
Category B	WESTERN FLUID COMPONENTS			4/19/2016	12/21/2018		10/1/2014
Category B	WESTERN PETERBILT, LLC	12/22/2015		1/6/2016	7/25/2017		10/1/2014
Category B	WESTERN STATES TRANSPORTATION	2/4/2015		2/5/2015	9/11/2018	EQUIPMENT REPAIR, LEFT DETAILED MESSAGE	5/12/2015
Category B	YBB AUTO SALON				6/19/2018		7/28/2016
Category B	YRC FRIEIGHT 873				12/1/2017		4/1/2016
Category B	AUTO TRIM DESIGN LLC						6/28/2018

2018 Form 1  
Industrial User Survey Program Summary

PRETREATMENT CATEGORY	COMPANY NAME	ADDRESS	CITY STATE ZIP	NAICS OR SIC CODES BUSINESS TYPE	SURVEY TYPE	DATE SURVEY SENT
Category B	B THOMPSON STUDIO	2730 S 14TH ST	TACOMA WA 98405	327112 - Lamp bases, pottery, manufacturing, 335121 - Lamp shades (except glass, plastics), residential, manufacturing		
Category B	CARLOS AUTO REPAIR	1422 E 60TH ST	TACOMA WA 98404	811111 - General Automotive Repair	Short Form	5/16/2018
Category B	GENERATION 1	1126 E 69TH ST	TACOMA WA 98404	441310 - Automotive Parts and Accessories Stores		
Category B	POL YREV	3206 S 10TH ST	TACOMA WA 98405	323113 - Commercial Screen Printing		
Category B	THE RESURFACER	3650 E PORTLAND AVE	TACOMA WA 98404	337110 - Wood Kitchen Cabinet and Counterop Manufacturing		
Category B	UNCLE E'S CYCLES LLC	1106 S 59TH ST	TACOMA WA 98408	811490 - Motorcycle repair shops without retailing new motorcycles		
Category B	COLES TRUCK WASHING INC	9214 WALLER RD E	TACOMA WA 98446	811192 - Mobile car and truck washes	Short Form	9/30/2016
Category B	EXQUISITE MOBILE DETAIL	23909 38TH AVE E	SPANAWAY WA 98387	811192 - Mobile car and truck washes	Short Form	6/28/2018
Category B	HERNANDEZ AUTO	5631 YAKIMA AVE	TACOMA WA 98408	8111 - Automotive Repair and Maintenance, 81198 - All Other Automotive Repair and Maintenance	Short Form	
Category B	15TH STREET DRIVE-IN LAUNDRY & CLEANERS	1352 FAWCETT AVE	TACOMA WA 98402	81232 - Drycleaning and Laundry Services (except Coin-Operated)	Short Form	6/27/2016
Category B	19TH STREET CHEVRON	4401 S 19TH ST	TACOMA WA 98405	44711 - Gasoline Stations with Convenience Stores	Short Form	7/7/2016
Category B	3 GUYS AUTO REPAIR	3640 S 66TH ST	TACOMA WA 98409	81111 - Automotive Mechanical and Electrical Repair and Maintenance	Short Form	10/24/2016
Category B	38TH STREET SERVICE CENTER 1160	3213 S 38TH ST	TACOMA WA 98409	811111 - General Automotive Repair	Short Form	6/27/2016
Category B	4 EVERGREEN TREES	3303 S 35TH ST B-18	TACOMA WA 98409	111419 - Herb farming, grown under cover	Short Form	1/22/2018
Category B	4 WHEEL PARTS	7602 SOUTH TACOMA WAY	TACOMA WA 98409	423120 - Automobile accessories (except tires, tubes) merchant wholesalers	Short Form	3/15/2017
Category B	7 ELEVEN #26857B	3115 6TH AVE	TACOMA WA 98406	44711 - Gasoline Stations with Convenience Stores	Short Form	6/8/2018
Category B	7 ELEVEN #32307D	4701 S OAKES ST	TACOMA WA 98409	445120 - Convenience Stores, 447110 - Gasoline Stations with Convenience Stores	Short Form	3/15/2017
Category B	7 ELEVEN #32308C	1901 S TRAFTON ST	TACOMA WA 98405	447110 - Gasoline Stations with Convenience Stores	Short Form	7/6/2017
Category B	76 FOOD MART AND FUEL	2601 N STEVENS ST	TACOMA WA 98407	447110 - Gasoline Stations with Convenience Stores	Short Form	7/6/2017
Category B	76 FOOD MART	1901 MARTIN LUTHER KING JR WAY	TACOMA WA 98405	447110 - Gasoline Stations with Convenience Stores		
Category B	76 STATION FUEL AND MINI MART	4401 6TH AVE	TACOMA WA 98406	447110 - Gasoline Stations with Convenience Stores	Short Form	11/3/2016
Category B	777 AUTO SALES & SERVICE 3630	3630 S 66TH ST	TACOMA WA 98409	81111 - Automotive Mechanical and Electrical Repair and Maintenance	Short Form	6/27/2016
Category B	777 AUTO SALES N SERVICE 5011	5011 SOUTH TACOMA WAY	TACOMA WA 98409	81111 - Automotive Mechanical and Electrical Repair and Maintenance	Short Form	6/30/2016
Category B	A & E AUTOMOTIVE REPAIR & PARTS	3201 SOUTH TACOMA WAY	TACOMA WA 98409	81111 - Automotive Mechanical and Electrical Repair and Maintenance	Short Form	6/27/2016
Category B	A D AUTO DETAILING	6449 S FERDINAND ST	TACOMA WA 98409	811192 - Automotive detailing services (i.e., cleaning, polishing)	Short Form	3/29/2018
Category B	A PLUS TOWING	6311 MCKINLEY AVE	TACOMA WA 98404	446191 - Food (Health) Supplement Stores	Short Form	8/15/2016

2018 Form 1  
Industrial User Survey Program Summary

PRETREATMENT CATEGORY	COMPANY NAME	DATE SURVEY RETURNED	DATE RESUBMITTAL REQUESTED	DATE COMPLETED SURVEY OBTAINED	LAST INSPECTION DATE	COMMENTS	Column 1
Category B	B THOMPSON STUDIO						1/4/2019
Category B	CARLOS AUTO REPAIR						5/15/2018
Category B	GENERATION 1						5/11/2018
Category B	POL YREV						1/4/2019
Category B	THE RESURFACER						9/4/2018
Category B	UNCLE E'S CYCLES LLC						6/27/2018
Category B	COLES TRUCK WASHING INC	10/11/2016		10/24/2016	8/11/2016		8/23/2016
Category B	EXQUISITE MOBILE DETAIL	7/19/2018		7/23/2018		Address is 23909 38th Ave E, Spanaway, WA 98387	5/24/2017
Category B	HERNANDEZ AUTO	12/27/2017		1/8/2018	12/6/2018		10/25/2017
Category B	15TH STREET DRIVE-IN LAUNDRY & CLEANERS	7/7/2016		7/19/2016	10/16/2009		10/1/2014
Category B	19TH STREET CHEVRON	7/12/2016		7/19/2016	12/6/2018		10/1/2014
Category B	3 GUYS AUTO REPAIR	2/2/2017	2/2/2017	2/2/2017	10/26/2015	Changes ownership and new name	10/1/2014
Category B	38TH STREET SERVICE CENTER 1160			7/7/2016	5/7/2018	User Survey returned as "moved left no address"	7/18/2013
Category B	4 EVERGREEN TREES	3/13/2018	2/26/2018	3/13/2018	8/18/2017		1/1/2018
Category B	4 WHEEL PARTS	3/2/2018	2/26/2018	3/12/2018			10/28/2015
Category B	7 ELEVEN #26857B				10/2/2018		10/1/2014
Category B	7 ELEVEN #32307D	7/11/2017		7/13/2017	1/9/2018		9/11/2014
Category B	7 ELEVEN #32308C	7/6/2017		7/6/2017	7/25/2018		1/1/2013
Category B	76 FOOD MART AND FUEL	7/6/2017		7/6/2017	5/31/2017	Hand delivered and helped applicant complete	1/1/2013
Category B	76 FOOD MART				10/12/2018		8/7/2013
Category B	76 STATION FUEL AND MINI MART	12/8/2016		12/19/2016	4/20/2017		1/1/2013
Category B	777 AUTO SALES & SERVICE 3630	7/15/2016		7/21/2016	10/26/2015		10/1/2014
Category B	777 AUTO SALES N SERVICE 5011			10/24/2016	1/12/2018		10/1/2014
Category B	A & E AUTOMOTIVE REPAIR & PARTS	7/7/2016		7/8/2016	1/20/2017		10/1/2014
Category B	A D AUTO DETAILING	4/12/2018		4/13/2018			10/5/2017
Category B	A PLUS TOWING	9/6/2016		9/20/2016	8/7/2017		7/21/2016



2018 Form 1  
Industrial User Survey Program Summary

PRETREATMENT CATEGORY	COMPANY NAME	ADDRESS	CITY STATE ZIP	NAICS OR SIC CODES BUSINESS TYPE	SURVEY TYPE	DATE SURVEY SENT
Category B	AAA TRAILER REPAIR INC	1620 LINCOLN AVE	TACOMA WA 98421	811310 - Agricultural machinery and equipment repair and maintenance services, 811310 - Commercial and industrial machinery repair and maintenance services	Short Form	7/7/2017
Category B	AABERGS RENTALS	1424 PUYALLUP AVE	TACOMA WA 98421	532412 - Bulldozer rental or leasing without operator	Short Form	11/6/2014
Category B	AARONS MARINE SERVICE	9011 S 19TH ST	TACOMA WA 98465	447190 - Marine service stations	Short Form	6/27/2016
Category B	ABC TRANSMISSION SERVICES	5032 SOUTH TACOMA WAY	TACOMA WA 98409	811113 - Transmission repair shops, automotive	Short Form	6/27/2016
Category B	ABRA AUTO BODY & GLASS LLP	4112 S WASHINGTON ST	TACOMA WA 98409	811122 - Automotive Glass Replacement Shops	Short Form	
Category B	ACE AGRISHOP	2012 S 12TH ST	TACOMA WA 98405	423820 - Lawn maintenance machinery and equipment merchant wholesalers		
Category B	ACES TRUCK & AUTO REPAIR	5201 S BURLINGTON WAY	TACOMA WA 98409		Short Form	6/27/2016
Category B	AEGIS LEASING LLC	3303 S 35TH ST A 9	TACOMA WA 98409	532411 - Aircraft rental and leasing		
Category B	AEROPRECISION	2338 HOLLGATE ST	TACOMA WA 98402	33271 - Machine Shops	Short Form	6/8/2018
Category B	AESTHETICA CLINIQUE	801 PACIFIC AVE	TACOMA WA 98402	621493 - Laser surgery centers, freestanding	Short Form	12/21/2016
Category B	AFFORDABLE ANIMAL HOSPITAL	2615 6TH AVE	TACOMA WA 98406	541940 - Animal hospitals	Short Form	11/6/2014
Category B	AFFORDABLE DENTURES TACOMA	3801 S STEELE ST D	TACOMA WA 98409	339116 - Dentures, custom made in dental laboratories	Short Form	6/27/2016
Category B	AFFORDABLE TRANSMISSIONS LLC	1202 CENTER ST	TACOMA WA 98409	811113 - Automotive transmission repair shops	Short Form	3/15/2017
Category B	AGRO COULTURE	2919 S ALASKA ST	TACOMA WA 98409	111419 - Herb farming, grown under cover	Short Form	9/14/2018
Category B	AHUI	3303 S 35TH ST 4	TACOMA WA 98409	111419 - Herb farming, grown under cover	Short Form	1/22/2018
Category B	AIR SYSTEMS ENGINEERING INC	3602 S PINE ST	TACOMA WA 98409	238220 - Air system balancing and testing	Short Form	11/6/2014
Category B	AIR VAN NORTHAMERICAN	1519 ST PAUL AVE	TACOMA WA 98421	484210 - Furniture moving, used, 484210 - Used Household and Office Goods Moving	Short Form	6/27/2016
Category B	AIRGAS NOR PAC INC	2043 S 35TH ST	TACOMA WA 98409	424690 - Acids merchant wholesalers	Short Form	11/6/2014
Category B	AK MOTORS LLC	3865 CENTER ST	TACOMA WA 98409	111419 - Herb farming, grown under cover, 811111 - Automotive repair and replacement shops, general	Short Form	10/10/2017
Category B	ALAN F MACKS DMD	5319 TACOMA MALL BLVD	TACOMA WA 98409	621210 - DMDs' (doctors of dental medicine) offices (e.g., centers, clinics)	Short Form	10/24/2016
Category B	ALASKA PACKAGING LUMBER LLC	3319 LINCOLN AVE	TACOMA WA 98421	488510 - Agents, shipping, 488510 - Shipping agents (freight forwarding)	Short Form	10/24/2016
Category B	ALBERT R BIRD DDS PS	4707 S JUNETT ST	TACOMA WA 98409	621210 - Offices of Dentists	Short Form	12/28/2015
Category B	ALDER 76 STATION	3124 N 26TH ST	TACOMA WA 98407	447110 - Gasoline Stations with Convenience Stores	Short Form	6/27/2016
Category B	ALFA OF TACOMA LTD	615 ST HELENS AVE	TACOMA WA 98402	811111 - General automotive repair shops	Short Form	6/27/2016
Category B	ALFA RAMEO AND FIAT OF TACOMA	3740 SOUTH TACOMA WAY	TACOMA WA 98409	441110 - Automobile dealers, new only or new and used, 441310 - Automotive Parts and Accessories Stores	Short Form	3/29/2018
Category B	ALL AMERICAN AUTO	6219 SOUTH TACOMA WAY	TACOMA WA 98409	811111 - Automotive Mechanical and Electrical Repair and Maintenance	Short Form	7/6/2017

2018 Form 1  
Industrial User Survey Program Summary

PRETREATMENT CATEGORY	COMPANY NAME	DATE SURVEY RETURNED	DATE RESUBMITTAL REQUESTED	DATE COMPLETED SURVEY OBTAINED	LAST INSPECTION DATE	COMMENTS	Column 1
Category B	AAA TRAILER REPAIR INC	7/14/2017		7/18/2017	11/30/2016	hand delivered	1/1/2013
Category B	AABERGS RENTALS	12/11/2014		9/20/2016	6/26/2017	CLEANS EQUIPMENT AND HAS OW SEPARATOR	1/1/2013
Category B	AARONS MARINE SERVICE	10/21/2016		10/26/2016	7/14/2015		7/14/2015
Category B	ABC TRANSMISSION SERVICES	7/15/2016		7/20/2016	10/6/2016		7/15/2013
Category B	ABRA AUTO BODY & GLASS LLP	11/28/2016		12/5/2016	2/15/2018		4/12/2016
Category B	ACE AGRISHOP				2/5/2018		2/5/2018
Category B	ACES TRUCK & AUTO REPAIR	7/13/2016		7/19/2016	6/17/2016		4/3/2014
Category B	AEGIS LEASING LLC				3/14/2018		3/14/2018
Category B	AEROPRECISION	6/27/2018		6/28/2018	6/4/2013		10/1/2014
Category B	AESTHETICA CLINIQUE	12/29/2016		1/5/2017	11/30/2016		10/1/2014
Category B	AFFORDABLE ANIMAL HOSPITAL	6/16/2016	3/22/2016	6/21/2016	7/1/2009		10/1/2014
Category B	AFFORDABLE DENTURES TACOMA	7/11/2016		9/22/2016			12/28/2015
Category B	AFFORDABLE TRANSMISSIONS LLC	7/17/2017		7/17/2017	10/10/2018		10/1/2014
Category B	AGRO COULTURE	9/28/2018	2/26/2018		9/20/2018		1/1/2018
Category B	AHUI	2/20/2018	2/26/2018	3/12/2018	8/18/2017		1/1/2018
Category B	AIR SYSTEMS ENGINEERING INC	11/10/2014		5/19/2015	4/12/2017		10/1/2014
Category B	AIR VAN NORTHAMERICAN	10/24/2016		10/24/2016	4/13/2018		7/19/2013
Category B	AIRGAS NOR PAC INC	2/20/2015		2/20/2015	1/31/2018		1/1/2013
Category B	AK MOTORS LLC	11/3/2017		11/3/2017	11/8/2017		10/2/2017
Category B	ALAN F MACKS DMD	11/1/2016		11/10/2016	11/21/2016		12/28/2015
Category B	ALASKA PACKAGING LUMBER LLC			11/10/2016	5/10/2018		1/9/2014
Category B	ALBERT R BIRD DDS PS	1/14/2016		1/15/2016			12/28/2015
Category B	ALDER 76 STATION	7/6/2016		7/7/2016	1/17/2017		1/1/2013
Category B	ALFA OF TACOMA LTD	7/7/2016		7/8/2016	6/6/2011		10/1/2014
Category B	ALFA RAMEO AND FIAT OF TACOMA	4/13/2018		5/7/2018	10/6/2016		1/1/2013
Category B	ALL AMERICAN AUTO	7/6/2017		7/17/2017	1/23/2018	Hand delivered	10/1/2014

2018 Form 1  
Industrial User Survey Program Summary

PRETREATMENT CATEGORY	COMPANY NAME	ADDRESS	CITY STATE ZIP	NAICS OR SIC CODES BUSINESS TYPE	SURVEY TYPE	DATE SURVEY SENT
Category B	ALL AMERICAN AUTO REPAIR	4006 PACIFIC AVE	TACOMA WA 98418	81111 - Automotive Mechanical and Electrical Repair and Maintenance	Short Form	7/7/2017
Category B	ALL POINTS MARINE LLC ( STORAGE UNIT)	2928 MARINE VIEW DR	TACOMA WA 98422	561790 - Building exterior cleaning services (except sand blasting, window cleaning), 561790 - Other Services to Buildings and Dwellings	Short Form	6/8/2018
Category B	ALL TRANSMISSIONS & AUTOMOTIVE	3113 S PINE ST D	TACOMA WA 98409	811111 - General Automotive Repair	Short Form	
Category B	ALLENMORE CHILDRENYOUNG ADULT	1924 S CEDAR ST	TACOMA WA 98405	622110 - Children's hospitals, general	Short Form	6/28/2016
Category B	ALLENMORE HOSPITAL (MULTICARE HEALTH SYSTEM)	1901 S UNION AVE	TACOMA WA 98405	622110 - General Medical and Surgical Hospitals	Short Form	3/28/2018
Category B	ALLENMORE MEDICAL PLAZA	2202 S CEDAR ST	TACOMA WA 98405	622110 - General medical and surgical hospitals	Short Form	9/30/2016
Category B	AMB TOOLS & EQUIPMENT	1215 CENTER ST	TACOMA WA 98409	532310 - General Rental Centers		
Category B	AMERICAN CONSTRUCTION INC	1501 TAYLOR WAY	TACOMA WA 98421	237990 - Anchored earth retention contractors, 237990 - Other Heavy and Civil Engineering Construction	Short Form	10/25/2016
Category B	AMERICAN PETROLEUM ENVIRONMENTAL SVC INC	2117 E RIVER ST	TACOMA WA 98421	562211 - Acid waste disposal facilities	Short Form	11/6/2014
Category B	AMERICAN PETROLEUM INC	4814 CENTER ST	TACOMA WA 98409	447190 - Other Gasoline Stations	Short Form	10/25/2016
Category B	AMERICAN SENSI COMPANY	1625 CENTER ST	TACOMA WA 98409	111419 - Herb farming, grown under cover	Short Form	6/8/2018
Category B	AMERICOLD	1301 26TH AVE E	TACOMA WA 98424	493120 - Bonded warehousing, refrigerated, 493120 - Refrigerated Warehousing and Storage	Short Form	3/15/2017
Category B	ANDREW WIGHTMAN	6050 TACOMA MALL BLVD 330	TACOMA WA 98409		Short Form	12/28/2015
Category B	ANDREWS FIXTURE CO INC	1720 PUYALLUP AVE	TACOMA WA 98421	337125 - Bassinets, reed and rattan, manufacturing, 337127 - Furniture, factory-type (e.g., cabinets, stools, tool stands, work benches), manufacturing, 337211 - Modular furniture systems, wood frame office-type, manufacturing	Short Form	11/6/2014
Category B	ANTHONY TRUCK REPAIR	3202 S 36TH ST	TACOMA WA 98409	81111 - Automotive Mechanical and Electrical Repair and Maintenance	Short Form	6/28/2016
Category B	APA-THE ENGRD WOOD ASSOC	7011 S 19TH ST B	TACOMA WA 98465	423310 - Building board (e.g., fiber, flake, particle) merchant wholesalers	Short Form	11/6/2014
Category B	APEX GROCERY & GAS	1730 S 72ND ST	TACOMA WA 98408	447110 - Gasoline stations with convenience stores	Short Form	9/30/2016
Category B	APM TERMINALS	1671 LINCOLN AVE	TACOMA WA 98421	488320 - Loading and unloading services at ports and harbors	Short Form	11/6/2014
Category B	APP PETRO CARD LOCK	1214 PUYALLUP AVE	TACOMA WA 98421	424720 - Crude oil merchant wholesalers (except bulk stations, terminals)	Short Form	11/16/2014
Category B	ARAMARK UNIFORM SERVICES	6445 S ADAMS ST	TACOMA WA 98409	81231 - Coin-Operated Laundries and Drycleaners	Short Form	3/15/2017
Category B	ARCHITECTURAL WOODS INC	801 E 25TH ST	TACOMA WA 98421	423310 - Building board (e.g., fiber, flake, particle) merchant wholesalers	Short Form	11/6/2014
Category B	ARCO AM PM #5911	3601 CENTER ST	TACOMA WA 98409	447110 - Gasoline Stations with Convenience Stores	Short Form	7/8/2016
Category B	ARCO AM/PM	1101 S SPRAGUE AVE	TACOMA WA 98405		Short Form	4/29/2016
Category B	ARCO AM/PM CMSI#3566	8247 PACIFIC AVE	TACOMA WA 98408	44711 - Gasoline Stations with Convenience Stores		
Category B	ARCO AM/PM CMSI#3567	1101 N PEARL ST	TACOMA WA 98406		Short Form	6/8/2018

2018 Form 1  
Industrial User Survey Program Summary

PRETREATMENT CATEGORY	COMPANY NAME	DATE SURVEY RETURNED	DATE RESUBMITTAL REQUESTED	DATE COMPLETED SURVEY OBTAINED	LAST INSPECTION DATE	COMMENTS	Column 1
Category B	ALL AMERICAN AUTO REPAIR	7/7/2017		7/7/2017	4/15/2015		10/1/2014
Category B	ALL POINTS MARINE LLC ( STORAGE UNIT)		2/26/2018		12/8/2017		1/1/2013
Category B	ALL TRANSMISSIONS & AUTOMOTIVE			7/17/2018	2/16/2018		11/12/2013
Category B	ALLENMORE CHILDREN/YOUNG ADULT	7/14/2016		7/18/2016	8/4/2010		10/1/2014
Category B	ALLENMORE HOSPITAL (MULTICARE HEALTH SYSTEM)				3/30/2018	I spoke to several people to get a contact name. I was directed to someone at Tacoma General who said to send it to Clay Ciolek at 315 MLK Jr. Way, 98405	1/1/2013
Category B	ALLENMORE MEDICAL PLAZA			10/11/2016	1/22/2018		1/1/2013
Category B	AMB TOOLS & EQUIPMENT				10/10/2018		10/1/2014
Category B	AMERICAN CONSTRUCTION INC	11/16/2016		11/21/2016	12/6/2017		7/29/2013
Category B	AMERICAN PETROLEUM ENVIRONMENTAL SVC INC	11/21/2014		5/19/2015			5/12/2015
Category B	AMERICAN PETROLEUM INC	11/1/2016		11/10/2016	7/2/2018		1/1/2013
Category B	AMERICAN SENSI COMPANY				2/24/2009		10/1/2014
Category B	AMERICOLD		2/26/2018		3/21/2018		1/1/2013
Category B	ANDREW WIGHTMAN	2/16/2016		3/3/2016			12/28/2015
Category B	ANDREWS FIXTURE CO INC	11/21/2014		6/25/2015	10/15/2018		10/1/2014
Category B	ANTHONY TRUCK REPAIR	7/12/2016		7/20/2016	3/14/2018		10/1/2014
Category B	APA-THE ENGRD WOOD ASSOC	11/26/2014		5/20/2015	12/3/2018		10/1/2014
Category B	APEX GROCERY & GAS	10/10/2016		10/26/2016	3/28/2018		6/3/2014
Category B	APM TERMINALS	12/1/2014		12/1/2014	6/14/2016		8/7/2013
Category B	APP PETRO CARD LOCK	11/26/2014		12/1/2014	5/2/2018		4/14/2014
Category B	ARAMARK UNIFORM SERVICES	5/5/2017		5/8/2017	4/6/2018		10/1/2014
Category B	ARCHITECTURAL WOODS INC	11/17/2014		11/18/2014	8/13/2008		10/1/2014
Category B	ARCO AM PM #5911	7/7/2016		7/8/2016	1/11/2019		7/12/2013
Category B	ARCO AM/PM	5/17/2016		5/19/2016	12/7/2017		12/19/2013
Category B	ARCO AM/PM CMS#3566				11/15/2018		10/1/2014
Category B	ARCO AM/PM CMS#3567	10/26/2018			10/12/2018		4/11/2017

2018 Form 1  
Industrial User Survey Program Summary

PRETREATMENT CATEGORY	COMPANY NAME	ADDRESS	CITY STATE ZIP	NAICS OR SIC CODES BUSINESS TYPE	SURVEY TYPE	DATE SURVEY SENT
Category B	ARMSTRONG ROOFING	4326 S UNION AVE	TACOMA WA 98409	562111 - Ash collection services, 562111 - Solid Waste Collection	Short Form	6/28/2016
Category B	ASC PROFILES INC	2141 MILWAUKEE WAY	TACOMA WA 98421	32191 - Millwork, 332311 - Buildings, prefabricated metal, manufacturing	Short Form	11/6/2014
Category B	ASSOCIATED PETROLEUM PRODUCTS	2320 MILWAUKEE WAY	TACOMA WA 98421	424720 - Crude oil merchant wholesalers (except bulk stations, terminals)	Short Form	11/6/2014
Category B	AUSTIN'S PRMX PRFRMC LLC	5602 SOUTH TACOMA WAY	TACOMA WA 98409	811111 - General Automotive Repair	Short Form	8/13/2015
Category B	AUTO CARE AND REPAIR	1717 SOUTH TACOMA WAY	TACOMA WA 98409	811111 - Automotive Mechanical and Electrical Repair and Maintenance	Short Form	3/29/2018
Category B	AUTO DESTINATION	9249 PACIFIC AVE	TACOMA WA 98444		Short Form	7/5/2016
Category B	AUTO FX INC	6701 S ADAMS ST	TACOMA WA 98409	811111 - Automotive Mechanical and Electrical Repair and Maintenance	Short Form	10/25/2016
Category B	AUTO LUBE & ESPRESSO	1202 S 38TH ST	TACOMA WA 98418	811191 - Oil change and lubrication shops, automotive	Short Form	6/28/2016
Category B	AUTO WAREHOUSING COMPANY	2810 MARSHALL AVE F	TACOMA WA 98421	493190 - Automobile dead storage, 493190 - Other Warehousing and Storage	Short Form	9/30/2016
Category B	AUTO ZONE	5622 SOUTH TACOMA WAY	TACOMA WA 98409	441310 - Automotive Parts and Accessories Stores	Short Form	6/8/2018
Category B	AUTOBAHN SPECIALIST	2520 SOUTH TACOMA WAY	TACOMA WA 98409	811111 - Automotive Mechanical and Electrical Repair and Maintenance	Short Form	9/29/2016
Category B	AUTOMATED SYSTEMS OF TACOMA INC	4110 S WASHINGTON ST	TACOMA WA 98409	333210 - Bandsaws, woodworking-type, manufacturing	Short Form	11/6/2014
Category B	AUTOMOTIVE SERVICE CENTER	3537 E PORTLAND AVE	TACOMA WA 98404	811111 - Automotive Mechanical and Electrical Repair and Maintenance	Short Form	6/8/2018
Category B	AXLE TRANSMISSION INC	2940 S M ST D	TACOMA WA 98409	811113 - Transmission repair shops, automotive	Short Form	6/28/2016
Category B	B & B AIRCRAFT EQUIPMENT INC	939 E F ST	TACOMA WA 98421		Short Form	7/8/2016
Category B	B & I PUBLIC MARKET 1014	8012 SOUTH TACOMA WAY	TACOMA WA 98499	531120 - Lessors of nonresidential buildings (except minihouses), 722 - Food Services and Drinking Places	Short Form	6/8/2018
Category B	BAER AND SMITH FAMILY DENTAL	1628 S MILDRED ST 206	TACOMA WA 98465	62121 - Offices of Dentists	Short Form	12/24/2015
Category B	BALL AUTO SALES & SRV INC	116 N TACOMA AVE	TACOMA WA 98403	811111 - Automotive Mechanical and Electrical Repair and Maintenance	Short Form	9/29/2016
Category B	BATES TECHNICAL COLLEGE	1101 YAKIMA AVE	TACOMA WA 98405		Short Form	6/28/2016
Category B	BAY ENGINE & TRUCK REPAIR	2253 LINCOLN AVE	TACOMA WA 98421	811111 - Automotive Mechanical and Electrical Repair and Maintenance	Short Form	7/8/2016
Category B	BAYDO'S RV SERVICE CENTER	602 54TH AVE E	TACOMA WA 98424		Short Form	10/27/2016
Category B	BAYSIDE EMBROIDERY & SCREENPRINT	3003 S HUSON ST A	TACOMA WA 98409	313311 - Bleaching broadwoven fabrics	Short Form	11/6/2014
Category B	BAYVIEW CANNABIS	2915 S M ST 103	TACOMA WA 98409	111419 - Herb farming, grown under cover	Short Form	1/22/2018
Category B	BAYVIEW CANNABIS 2940	2940 S M ST C	TACOMA WA 98409	111419 - Herb farming; grown under cover	Short Form	1/22/2018
Category B	BELINA INTERIORS INC	4540 S ADAMS ST	TACOMA WA 98409	238350 - Finish carpentry, 331423 - Copper and copper-based shapes (e.g., cake, ingot, slag, wire bar) made from purchased metal or scrap, 332721 - Precision turned product manufacturing, 337110 - Bathroom vanities (except freestanding), stock or custom wood, manufacturing	Short Form	11/6/2014
Category B	BELLARME PREPARATORY SCHOOL	2300 S WASHINGTON ST	TACOMA WA 98405		Short Form	6/8/2018

2018 Form 1  
Industrial User Survey Program Summary

PRETREATMENT CATEGORY	COMPANY NAME	DATE SURVEY RETURNED	DATE RESUBMITTAL REQUESTED	DATE COMPLETED SURVEY OBTAINED	LAST INSPECTION DATE	COMMENTS	Column 1
Category B	ARMSTRONG ROOFING	7/26/2016		7/26/2016	12/11/2017		10/14/2013
Category B	ASC PROFILES INC	2/19/2015		2/19/2015	2/17/2015	Site inspection 2/17/15. Survey completed onsite.	10/1/2014
Category B	ASSOCIATED PETROLEUM PRODUCTS	11/26/2014		11/27/2014	12/13/2018		1/1/2013
Category B	AUSTIN'S PRMX PRFRMC LLC			8/13/2015	8/30/2016		1/1/2013
Category B	AUTO CARE AND REPAIR	4/10/2018	2/26/2018	4/23/2018	7/30/2018	Hand delivered	10/1/2014
Category B	AUTO DESTINATION			7/18/2016	8/9/2018		10/1/2014
Category B	AUTO FX INC	2/2/2017	2/2/2017	2/2/2017	3/21/2018		10/1/2014
Category B	AUTO LUBE & ESPRESSO	7/7/2016		7/8/2016	8/17/2015		1/1/2013
Category B	AUTO WAREHOUSING COMPANY	10/17/2016		10/24/2016	3/31/2017		1/1/2013
Category B	AUTO ZONE	6/28/2018	2/26/2018	7/9/2018	10/10/2016		10/1/2014
Category B	AUTOBAHN SPECIALIST		2/2/2017	3/21/2017	9/9/2016		10/1/2014
Category B	AUTOMATED SYSTEMS OF TACOMA INC	12/1/2014		12/2/2014	4/20/2018		1/1/2013
Category B	AUTOMOTIVE SERVICE CENTER		2/26/2018		6/22/2017		10/1/2014
Category B	AXLE TRANSMISSION INC	7/15/2016		7/19/2016	4/4/2014		4/9/2014
Category B	B & B AIRCRAFT EQUIPMENT INC			7/21/2016		Sent 7/7/2016	4/15/2015
Category B	B & I PUBLIC MARKET 1014	6/27/2018	2/26/2018	6/28/2018	11/23/2016		7/16/2013
Category B	BAER AND SMITH FAMILY DENTAL			3/14/2016	8/26/2008		10/1/2014
Category B	BALL AUTO SALES & SRV INC	10/21/2016		10/24/2016	8/31/2009		10/1/2014
Category B	BATES TECHNICAL COLLEGE	7/15/2016		7/19/2016	5/17/2010		10/1/2014
Category B	BAY ENGINE & TRUCK REPAIR	7/7/2016		7/8/2016	6/15/2016		10/1/2014
Category B	BAYDO'S RV SERVICE CENTER	11/16/2016		11/17/2016	9/4/2018	Sending on 10/28/2016	8/8/2016
Category B	BAYSIDE EMBROIDERY & SCREENPRINT	11/25/2014		11/26/2014			5/12/2015
Category B	BAYVIEW CANNABIS	2/14/2018		2/26/2018			1/10/2018
Category B	BAYVIEW CANNABIS 2940	2/26/2018		3/12/2018			1/10/2018
Category B	BELINA INTERIORS INC	3/27/2015		3/28/2015	5/6/2015		10/1/2014
Category B	BELLARMINE PREPARATORY SCHOOL	7/16/2018		7/23/2018	6/8/2018		12/27/2016

2018 Form 1  
Industrial User Survey Program Summary

PRETREATMENT CATEGORY	COMPANY NAME	ADDRESS	CITY STATE ZIP	NAICS OR SIC CODES BUSINESS TYPE	SURVEY TYPE	DATE SURVEY SENT
Category B	BEN BRIDGE JEWELRY	4733 TACOMA MALL BLVD	TACOMA WA 98409		Short Form	9/27/2016
Category B	BENCHMARK CUSTOM CABINETS INC	6220 SOUTH TACOMA WAY	TACOMA WA 98409	337110 - Bathroom vanities (except freestanding), stock or custom wood, manufacturing	Short Form	11/6/2014
Category B	BENTSON PRINTING CO	120 N TACOMA AVE	TACOMA WA 98403	323111 - Address lists gravure printing without publishing	Short Form	11/6/2014
Category B	BERRY PLASTICS	635 E 15TH ST	TACOMA WA 98421	424610 - Foam, plastics, resins and shapes, merchant wholesalers	Short Form	6/8/2018
Category B	BERSCHAUER GROUP	1901 S UNION AVE	TACOMA WA 98405		Short Form	12/24/2015
Category B	BEST LINE MOTORS LLC	3762 S 60TH ST	TACOMA WA 98409	81111 - Automotive Mechanical and Electrical Repair and Maintenance	Short Form	3/29/2018
Category B	BHS SPECIALTY CHEMICAL PRODUCTS	2001 THORNE RD	TACOMA WA 98421	325188 - All Other Basic Inorganic Chemical Manufacturing	Permit Application	
Category B	BILL'S DYNAMOMETER TUNE UP CENTER	3599 S G ST	TACOMA WA 98418	81111 - Automotive Mechanical and Electrical Repair and Maintenance	Short Form	3/28/2018
Category B	BISCUITS DOGGIE DAYCARE LLC	6802 6TH AVE	TACOMA WA 98465		Short Form	
Category B	BITTERLINGS AUTO SRVC INC	6801 SOUTH TACOMA WAY	TACOMA WA 98409	811111 - Automotive repair and replacement shops, general	Short Form	6/28/2016
Category B	BLACK HAMMER ARMS	6815 E SONIA ST	TACOMA WA 98404	811490 - Gunsmith shops without retailing new guns	Short Form	4/26/2018
Category B	BLUE DREAM	3303 S 35TH ST 21	TACOMA WA 98409	111419 - Herb farming, grown under cover	Short Form	6/8/2018
Category B	BLUE PANTHER BATTERIES	4202 S 66TH ST	TACOMA WA 98409	238290 - Motor vehicle garage and service station mechanical equipment (e.g., gasoline pumps, hoists) installation, 811118 - Other Automotive Mechanical and Electrical Repair and Maintenance	Short Form	11/3/2016
Category B	BNSF RAILWAY	610 E 21ST ST	TACOMA WA 98421	48211 - Rail Transportation	Short Form	11/6/2014
Category B	BNSF RAILWAY - EAST YARD	2221 E RIVER ST	TACOMA WA 98421	488210 - Freight car cleaning services, 488210 - Railroad terminals, independent operation	Short Form	11/6/2014
Category B	BONNEVILLE POWER ADMINISTRATION	3702 TAYLOR WAY	TACOMA WA 98421			
Category B	BPI MEDICAL, INC.	4813 PACIFIC HWY EAST	FIFE WA 98424	811219 - Dental equipment repair and maintenance services, 811219 - Surgical instrument repair and maintenance services	Short Form	12/1/2014
Category B	BREAKWATER MARINA INC	5603 N WATERFRONT DR	TACOMA WA 98407		Short Form	6/28/2016
Category B	BRIGHT NOW DENTAL	4545 S UNION AVE	TACOMA WA 98409		Short Form	12/28/2015
Category B	BRIGHT SMILE DENTAL	15 OREGON AVE	TACOMA WA 98409		Short Form	12/24/2015
Category B	BRISTOW'S AUTO REPAIR	4722 S WASHINGTON ST	TACOMA WA 98409	423440 - Other Commercial Equipment Merchant Wholesalers, 811111 - General Automotive Repair	Short Form	6/28/2016
Category B	BRISTOW'S EXCLUSIVE AUTO REPAIR INC	4731 S WASHINGTON ST	TACOMA WA 98409	81111 - Automotive Mechanical and Electrical Repair and Maintenance	Short Form	9/4/2015
Category B	BROWN BEAR CAR WASH	5950 6TH AVE	TACOMA WA 98465	811119 - Other Automotive Repair and Maintenance	Short Form	10/25/2016
Category B	BROWN BEAR CAR WSAH	3002 S 38TH ST	TACOMA WA 98409	811119 - Other Automotive Repair and Maintenance	Short Form	3/22/2017
Category B	BUCKY'S MUFFLER AND RADIATOR - SPRAGUE	603 S SPRAGUE AVE	TACOMA WA 98405	811111 - Automotive Mechanical and Electrical Repair and Maintenance	Short Form	9/29/2016
Category B	BUCKY'S NARROWS MFLR RDTR	6318 6TH AVE	TACOMA WA 98465	811111 - Automotive Mechanical and Electrical Repair and Maintenance	Short Form	11/24/2015

2018 Form 1  
Industrial User Survey Program Summary

PRETREATMENT CATEGORY	COMPANY NAME	DATE SURVEY RETURNED	DATE RESUBMITTAL REQUESTED	DATE COMPLETED SURVEY OBTAINED	LAST INSPECTION DATE	COMMENTS	Column 1
Category B	BEN BRIDGE JEWELRY	10/21/2016		10/24/2016			10/21/2016
Category B	BENCHMARK CUSTOM CABINETS INC	12/1/2014		12/2/2014	3/22/2018		5/12/2015
Category B	BENTSON PRINTING CO	11/13/2014		5/29/2015	1/3/2011		10/1/2014
Category B	BERRY PLASTICS	6/27/2018		7/9/2018	5/12/2014		5/12/2014
Category B	BERSCHAUER GROUP	2/29/2016		3/3/2016	2/8/2016		12/24/2015
Category B	BEST LINE MOTORS LLC	4/9/2018		4/10/2018	4/3/2017		10/1/2014
Category B	BHS SPECIALTY CHEMICAL PRODUCTS	11/19/2013		5/25/2016	1/5/2018	Original Permit App	7/14/2015
Category B	BILL'S DYNAMOMETER TUNE UP CENTER	4/9/2018		4/10/2018	6/26/2017		10/1/2014
Category B	BISCUITS DOGGIE DAYCARE LLC			11/9/2018			11/9/2018
Category B	BITTERLINGS AUTO SRVC INC	7/6/2016		7/8/2016	3/30/2017		10/22/2013
Category B	BLACK HAMMER ARMS	4/26/2018		5/7/2018	4/26/2018		9/20/2017
Category B	BLUE DREAM	8/1/2018		8/22/2018	8/18/2017		1/11/2018
Category B	BLUE PANTHER BATTERIES	11/16/2016		11/22/2016	5/19/2016		5/19/2016
Category B	BNSF RAILWAY	12/26/2014		1/10/2015	7/17/2018		1/1/2013
Category B	BNSF RAILWAY - EAST YARD	12/26/2014		12/28/2014	8/16/2017		1/1/2013
Category B	BONNEVILLE POWER ADMINISTRATION				7/31/2018		6/15/2018
Category B	BPI MEDICAL, INC.	1/12/2015		7/9/2015	6/30/2015	Needs inspection - website says they gold dip and ebonize stainless steel instruments	5/12/2015
Category B	BREAKWATER MARINA INC	7/14/2016		7/14/2016	9/4/2008		10/1/2014
Category B	BRIGHT NOW DENTAL	5/5/2016	4/20/2016	5/27/2016			12/28/2015
Category B	BRIGHT SMILE DENTAL	5/4/2016	3/31/2016	5/9/2016			12/24/2015
Category B	BRISTOW'S AUTO REPAIR	7/15/2016		7/20/2016	10/30/2017		12/27/2013
Category B	BRISTOW'S EXCLUSIVE AUTO REPAIR INC	7/15/2016		7/20/2016	9/17/2015	Hand delivered during business inspection.	10/1/2014
Category B	BROWN BEAR CAR WASH	11/18/2016		12/5/2016	5/5/2017		10/1/2014
Category B	BROWN BEAR CAR WSAH	5/31/2017		6/8/2017	3/28/2017		10/1/2014
Category B	BUCKY'S MUFFLER AND RADIATOR - SPRAGUE	1/5/2017		1/17/2017	12/8/2017		10/1/2014
Category B	BUCKY'S NARROWS MFLR RDTR	1/13/2016		1/22/2016	5/23/2016	Hand delivered	10/1/2014



2018 Form 1  
Industrial User Survey Program Summary

PRETREATMENT CATEGORY	COMPANY NAME	ADDRESS	CITY STATE ZIP	NAICS OR SIC CODES BUSINESS TYPE	SURVEY TYPE	DATE SURVEY SENT
Category B	BUDGET BATTERIES INC	3518 CENTER ST	TACOMA WA 98409		Short Form	3/28/2018
Category B	BUFFELEN WOODWORKING CO	1901 TAYLOR WAY	TACOMA WA 98421	321918 - Baseboards, floor, wood, manufacturing	Short Form	11/6/2014
Category B	BUNCE RENTAL INC	4516 SOUTH TACOMA WAY	TACOMA WA 98409	532490 - Agricultural machinery and equipment rental or leasing	Short Form	11/21/2016
Category B	BURNS TOWING	6454 MCKINLEY AVE	TACOMA WA 98404	81111 - Automotive Mechanical and Electrical Repair and Maintenance	Short Form	7/7/2017
Category B	BUTTON VETERINARY HSP INC	2909 S M ST	TACOMA WA 98409	541940 - Animal hospitals	Short Form	11/6/2014
Category B	CABLE CRAFT	4401 S ORCHARD ST	TACOMA WA 98409	331491 - Aircraft and automotive wire and cable (except aluminum, copper) made from purchased nonferrous metals (except aluminum, copper) in wire drawing plants, 33999 - All Other Miscellaneous Manufacturing	Permit Application	4/27/2015
Category B	CADENCE AEROSPACE PMW OPERATIONS	2102 EELLS ST	TACOMA WA 98421	33641 - Aerospace Product and Parts Manufacturing	Short Form	10/27/2016
Category B	CADENCE AEROSPACE PMW OPERATIONS-ASSEMBLY	4101 INDUSTRY DR D	FIFE WA 98424	33641 - Aerospace Product and Parts Manufacturing	Short Form	6/8/2018
Category B	CAL'S AUTOMOTIVE	5832 S ADAMS ST	TACOMA WA 98409	81111 - Automotive Mechanical and Electrical Repair and Maintenance	Short Form	10/27/2016
Category B	CALBAG METALS	1602 MARINE VIEW DR	TACOMA WA 98422	423930 - Bottles, waste, merchant wholesalers	Short Form	6/8/2018
Category B	CALPORTLAND READY-MIX PLANT	3601 TAYLOR WAY	TACOMA WA 98421	42332 - Brick Stone and Related Construction Material Merchant Wholesalers	Short Form	6/27/2016
Category B	CAMCAL	1970 MILLWAUKEE WAY	TACOMA WA 98421	44711 - Gasoline Stations with Convenience Stores	Short Form	
Category B	CAR PROS	4548 SOUTH TACOMA WAY	TACOMA WA 98409	81111 - Automotive Mechanical and Electrical Repair and Maintenance	Short Form	6/8/2018
Category B	CAR PROS KIA	7230 SOUTH TACOMA WAY	TACOMA WA 98409		Short Form	10/9/2015
Category B	CARBIDE PROCESSORS INC	3847 S UNION AVE	TACOMA WA 98409	32518 - Other Basic Inorganic Chemical Manufacturing, 332811 - Brazing (i.e., hardening), metals and metal products for the trade	Short Form	11/6/2014
Category B	CARBURETION TECHNOLOGY	5638 S BELL ST	TACOMA WA 98408	811198 - All Other Automotive Repair and Maintenance	Short Form	6/1/2017
Category B	CAROL MILGARD BREAST CENTER	4525 S 19TH ST	TACOMA WA 98405		Short Form	12/29/2015
Category B	CASCADE ASPHALT SEALING INC	6238 SOUTH TACOMA WAY	TACOMA WA 98409	23731 - Highway Street and Bridge Construction	Short Form	6/30/2016
Category B	CASCADE FRICTION MATERIALS	314 PUYALLUP AVE	TACOMA WA 98421	3363 - Motor Vehicle Parts Manufacturing, 441 - Motor Vehicle and Parts Dealers, 44121 - Recreational Vehicle Dealers	Short Form	11/6/2014
Category B	CASCADE PRINT MEDIA	3321 S LAWRENCE ST	TACOMA WA 98409	323122 - Color separation services, for the printing trade	Short Form	2/18/2016
Category B	CASTOHN	6801 S ADAMS ST	TACOMA WA 98409	327390 - Architectural wall panels, precast concrete, manufacturing, 327390 - Other Concrete Product Manufacturing	Short Form	12/12/2016
Category B	CASTOHW	6801 S ADAMS ST	TACOMA WA 98409	32739 - Other Concrete Product Manufacturing	Short Form	7/5/2016
Category B	CATCHALL ENVIRONMENTAL	3211 CENTER ST	TACOMA WA 98409	562998 - Catch basin cleaning services	Permit Application	9/1/2015
Category B	CENTER COLLISION	1111 CENTER ST	TACOMA WA 98409	81111 - Automotive Mechanical and Electrical Repair and Maintenance	Short Form	
Category B	CENTER ELECTRIC INC.	1212 S 30TH ST	TACOMA WA 98409	811310 - Agricultural machinery and equipment repair and maintenance services, 811310 - Electric motor repair and maintenance services, commercial or industrial	Short Form	11/6/2014

2018 Form 1  
Industrial User Survey Program Summary

PRETREATMENT CATEGORY	COMPANY NAME	DATE SURVEY RETURNED	DATE RESUBMITTAL REQUESTED	DATE COMPLETED SURVEY OBTAINED	LAST INSPECTION DATE	COMMENTS	Column 1
Category B	BUDGET BATTERIES INC	4/2/2018		4/9/2018	11/21/2017		10/1/2014
Category B	BUFFELEN WOODWORKING CO	12/1/2014		12/2/2014	6/16/2011		10/1/2014
Category B	BUNCE RENTAL INC	12/8/2016		12/12/2016	2/7/2017		1/1/2013
Category B	BURNS TOWING	7/7/2017		7/7/2017	11/4/2008	Hand delivered and helped manager fill out	10/1/2014
Category B	BUTTON VETERINARY HSP INC	11/24/2014		11/24/2014	8/13/2018		10/1/2014
Category B	CABLE CRAFT	11/4/2015		11/4/2015	5/7/2018	Chiller wastewater subject to 40 CFR Part 463 - Plastics Molding and Forming	1/1/2013
Category B	CADENCE AEROSPACE PMW OPERATIONS	11/7/2016		11/10/2016	8/3/2015		8/10/2015
Category B	CADENCE AEROSPACE PMW OPERATIONS- ASSEMBLY	7/23/2018		7/23/2018	7/31/2015		7/31/2015
Category B	CAL'S AUTOMOTIVE	11/7/2016		11/10/2016	4/3/2017		10/1/2014
Category B	CALBAG METALS	6/18/2018		6/25/2018	6/22/2017		1/1/2013
Category B	CALPORTLAND READY-MIX PLANT	8/1/2016		8/3/2016	6/11/2013	Direct discharger to Hylebos. This could be a C except maybe for maintenance shop	10/1/2014
Category B	CAMCAL			2/1/2016	2/1/2016	Inspection report in lieu of no change in category needed	10/1/2014
Category B	CAR PROS	6/27/2018		7/25/2018	8/22/2016		10/1/2014
Category B	CAR PROS KIA	10/28/2015		11/25/2015	10/9/2015	Hand Delivered - BI	10/22/2013
Category B	CARBIDE PROCESSORS INC	11/24/2014		10/29/2015	4/10/2015		10/1/2014
Category B	CARBURETION TECHNOLOGY	7/10/2017		7/13/2017			6/6/2017
Category B	CAROL MILGARD BREAST CENTER	6/30/2016	6/21/2016	7/5/2016	2/24/2009	6/22/2016 Uploaded 2nd Notice	10/1/2014
Category B	CASCADE ASPHALT SEALING INC	12/1/2014		7/5/2016	7/1/2016		10/1/2014
Category B	CASCADE FRICTION MATERIALS	12/1/2014		7/20/2015	7/20/2015	INSPECTION NEEDED - REFERRED TO GENERAL INSPECTION GROUP.	10/1/2014
Category B	CASCADE PRINT MEDIA	3/3/2016		3/3/2016	2/16/2016		10/1/2014
Category B	CASTOHN	12/22/2016		1/5/2017	10/11/2018		1/1/2013
Category B	CASTOHW	8/3/2016		8/8/2016	4/5/2011		10/1/2014
Category B	CATCHALL ENVIRONMENTAL			9/23/2015	5/10/2017	Rec'd on August 31st. KF	7/16/2015
Category B	CENTER COLLISION	1/14/2016		6/27/2016	3/4/2016	Hand delivered	10/1/2014
Category B	CENTER ELECTRIC INC.	11/14/2014		6/1/2015	11/28/2016		9/7/2013

2018 Form 1  
Industrial User Survey Program Summary

PRETREATMENT CATEGORY	COMPANY NAME	ADDRESS	CITY STATE ZIP	NAICS OR SIC CODES BUSINESS TYPE	SURVEY TYPE	DATE SURVEY SENT
Category B	CENTER FOR URBAN WATERS	326 E D ST	TACOMA WA 98421		Short Form	6/8/2018
Category B	CENTER ST AUTO REPAIR INC	3007 S PINE ST	TACOMA WA 98409	81111 - Automotive Mechanical and Electrical Repair and Maintenance	Short Form	10/5/2017
Category B	CFN-APP SOUTH TACOMA WAY	3224 SOUTH TACOMA WAY	TACOMA WA 98409	424720 - Crude oil merchant wholesalers (except bulk stations, terminals)	Short Form	11/6/2014
Category B	CHAOS PLUS LLC	1565 CENTER ST	TACOMA WA 98409			
Category B	CHARLES KIM DENTISTRY	1102 BROADWAY	TACOMA WA 98402	621210 - Family dentists' offices (e.g., centers, clinics)	Short Form	10/3/2018
Category B	CHECKERS	1822 S JACKSON AVE	TACOMA WA 98465	44711 - Gasoline Stations with Convenience Stores	Short Form	9/29/2016
Category B	CHECKERS II	2301 S 12TH ST	TACOMA WA 98405	447110 - Convenience food with gasoline stations	Short Form	3/29/2018
Category B	CHEVRON #205526	3305 S 56TH ST	TACOMA WA 98409	447110 - Gasoline Stations with Convenience Stores	Short Form	6/30/2016
Category B	CHEVRON 6TH AVE	6701 6TH AVE	TACOMA WA 98406		Short Form	10/25/2016
Category B	CHEVRON MCKINLEY #207280	805 E 72ND ST	TACOMA WA 98404	447110 - Gasoline Stations with Convenience Stores	Short Form	9/29/2016
Category B	CHI FRANCISCAN REHABILITATION HOSPITAL	815 S VASSAULT ST	TACOMA WA 98465			
Category B	CHRISTIANS AUTO REPAIR INC	4322 S UNION AVE	TACOMA WA 98409		Short Form	9/29/2016
Category B	CIRCLE K	4704 S OAKES ST	TACOMA WA 98409		Short Form	10/5/2017
Category B	CITY AUTO LLC	2620 PACIFIC AVE	TACOMA WA 98402		Short Form	9/26/2018
Category B	CITY GLASS & UPHOLSTERY INC	1943 TACOMA AVE S	TACOMA WA 98402	31499 - All Other Textile Product Mills	Short Form	11/6/2014
Category B	CITY OF TACOMA FLEET SERVICES	3639 S PINE ST	TACOMA WA 98409	532112 - Fleet leasing, passenger vehicle	Short Form	6/28/2018
Category B	CLARK DENTAL GROUP	3402 S 38TH ST	TACOMA WA 98409	62121 - Offices of Dentists	Short Form	12/28/2015
Category B	CLASSIC CURRENT	418 S 59TH ST	TACOMA WA 98408			
Category B	CLASSIC MARBLE INTERIORS, INC.	2526 FAWCETT AVE	TACOMA WA 98402	423320 - Asphalt and concrete mixtures merchant wholesalers	Short Form	11/6/2014
Category B	CLASSY CHASSIS	3915 CENTER ST	TACOMA WA 98409	811192 - Automotive detailing services (i.e., cleaning, polishing)	Short Form	10/25/2016
Category B	CLASSY CHASSIS CAR WASH AND HZLWD RD ESPRS	1211 S SPRAGUE AVE	TACOMA WA 98405	811192 - Car Washes	Short Form	11/2/2016
Category B	CLEARWAY GRAPHICS	4720 SOUTH TACOMA WAY	TACOMA WA 98409	81111 - Automotive Mechanical and Electrical Repair and Maintenance	Short Form	6/26/2018
Category B	COATES CHIROPRACTIC	2627 N 21ST ST	TACOMA WA 98406		Short Form	12/29/2015
Category B	CODEL	1510 ST PAUL AVE	TACOMA WA 98421	484110 - Bulk mail truck transportation, contract, local	Short Form	3/29/2018
Category B	COLE GRAPHIC SOLUTIONS INC	4901 CENTER ST	TACOMA WA 98409	323113 - Address lists screen printing without publishing	Short Form	11/6/2014
Category B	COLLISION SPECIALIST INC	6015 S ADAMS ST	TACOMA WA 98409	81111 - Automotive Mechanical and Electrical Repair and Maintenance	Short Form	9/29/2016
Category B	COLUMBIA VETERINARY HOSPITAL	5916 6TH AVE	TACOMA WA 98465	541940 - Animal hospitals	Short Form	11/6/2014

2018 Form 1  
Industrial User Survey Program Summary

PRETREATMENT CATEGORY	COMPANY NAME	DATE SURVEY RETURNED	DATE RESUBMITTAL REQUESTED	DATE COMPLETED SURVEY OBTAINED	LAST INSPECTION DATE	COMMENTS	Column 1
Category B	CENTER FOR URBAN WATERS			8/22/2018	3/29/2018		3/9/2018
Category B	CENTER ST AUTO REPAIR INC	10/17/2017		10/23/2017	12/7/2017		10/1/2014
Category B	CENAPP-SOUTH TACOMA WAY	11/26/2014		10/19/2015	1/29/2018		10/24/2013
Category B	CHAOS PLUS LLC				11/9/2017		4/11/2017
Category B	CHARLES KIM DENTISTRY	10/3/2018		10/3/2018			10/3/2018
Category B	CHECKERS	10/18/2016		10/24/2016	6/22/2017		10/1/2014
Category B	CHECKERS II	4/4/2018		4/9/2018	11/18/2016		1/1/2013
Category B	CHEVRON #205526	7/15/2016		9/26/2016	10/26/2016		1/1/2013
Category B	CHEVRON 6TH AVE	12/9/2016		12/12/2016	11/1/2016		10/24/2013
Category B	CHEVRON MCKINLEY #207280	10/17/2016		10/24/2016	7/11/2017		1/1/2013
Category B	CHI FRANCISCAN REHABILITATION HOSPITAL						6/11/2018
Category B	CHRISTIANS AUTO REPAIR INC	10/17/2016		10/24/2016	1/23/2018		10/1/2014
Category B	CIRCLE K	10/17/2017		10/23/2017	5/12/2017		10/1/2014
Category B	CITY AUTO LLC	10/9/2018		10/10/2018	10/1/2018		8/4/2017
Category B	CITY GLASS & UPHOLSTERY INC	11/17/2014		6/2/2015	5/21/2013		10/1/2014
Category B	CITY OF TACOMA FLEET SERVICES	7/18/2018		7/23/2018	12/23/2015		1/1/2013
Category B	CLARK DENTAL GROUP	1/14/2016		1/15/2016			12/28/2015
Category B	CLASSIC CURRENT						7/17/2018
Category B	CLASSIC MARBLE INTERIORS, INC.	12/4/2014		6/2/2015	10/22/2018		10/1/2014
Category B	CLASSY CHASSIS	12/8/2016		12/12/2016	11/29/2018		1/1/2013
Category B	CLASSY CHASSIS CAR WASH AND HZLWD RD ESPRS	11/10/2016		11/14/2016	7/14/2017		1/1/2013
Category B	CLEARWAY GRAPHICS				3/17/2016	User Survey 2016	10/22/2013
Category B	COATES CHIROPRACTIC	1/7/2016		1/12/2016	8/16/2017		10/1/2014
Category B	CODEL	4/19/2018		4/23/2018	5/19/2016		10/1/2014
Category B	COLE GRAPHIC SOLUTIONS INC	4/25/2016	4/14/2016	4/25/2016	7/29/2016		10/1/2014
Category B	COLLISION SPECIALIST INC			10/24/2016	12/5/2017		10/1/2014
Category B	COLUMBIA VETERINARY HOSPITAL	11/24/2014		4/14/2016	8/2/2018		10/1/2014

2018 Form 1  
Industrial User Survey Program Summary

PRETREATMENT CATEGORY	COMPANY NAME	ADDRESS	CITY STATE ZIP	NAICS OR SIC CODES BUSINESS TYPE	SURVEY TYPE	DATE SURVEY SENT
Category B	COMFORT DENTAL	2501 N PEARL ST	TACOMA WA 98406	621210 - Dentists' offices (e.g., centers, clinics)	Short Form	12/28/2015
Category B	COMFORT DENTAL EAST TACOMA	3820 PACIFIC AVE	TACOMA WA 98418	62121 - Offices of Dentists, 621210 - Offices of Dentists	Short Form	12/28/2015
Category B	COMMENCEMENT BAY ANIMAL HOSPITAL	3511 6TH AVE	TACOMA WA 98406	541940 - Animal hospitals	Short Form	6/27/2016
Category B	COMMENCEMENT BAY MARINE SERVICES	820 E D ST	TACOMA WA 98421	811490 - Bicycle repair and maintenance shops without retailing new bicycles, 811490 - Other Personal and Household Goods Repair and Maintenance	Short Form	11/6/2014
Category B	COMPLETE TRUCK AND TRAILER REPAIR	2323 E Q ST	TACOMA WA 98421	811111 - Truck repair shops, general	Short Form	
Category B	CONCRETE TECHNOLOGY CORP	1123 PORT OF TACOMA RD	TACOMA WA 98421	327390 - Architectural wall panels, precast concrete, manufacturing	Short Form	11/6/2014
Category B	COOKS CONCRETE CONSTRUCTION CO., INC.	1521 S GRANT AVE	TACOMA WA 98405	238110 - Chimney, concrete, construction, 238110 - Poured Concrete Foundation and Structure Contractors	Short Form	6/30/2016
Category B	COOPER'S COLLISON CORNER	2709 N ADAMS ST	TACOMA WA 98407	811111 - Automotive Mechanical and Electrical Repair and Maintenance	Short Form	3/18/2016
Category B	COOPERS BODY AND FRAME SHOP	2612 N ADAMS ST	TACOMA WA 98407	811111 - Automotive Mechanical and Electrical Repair and Maintenance	Short Form	3/18/2016
Category B	CORNER AND FLASHING PRESS LLC	3907 E Q ST	TACOMA WA 98404			
Category B	COT ASPHALT PLANT	3010 CENTER ST	TACOMA WA 98409	324121 - Asphalt Paving Mixture and Block Manufacturing	Short Form	7/7/2016
Category B	COT CENTRAL TREATMENT PLANT	2201 E PORTLAND AVE	TACOMA WA 98421	221320 - Sewage treatment plants or facilities	Short Form	6/28/2018
Category B	COT CENTRAL TREATMENT PLANT - MAINTENANCE	2201 E PORTLAND AVE	TACOMA WA 98421		Short Form	6/28/2018
Category B	COT CENTRAL TREATMENT PLANT - OPERATIONS	2201 E PORTLAND AVE	TACOMA WA 98421	221320 - Sewage Treatment Facilities	Short Form	6/28/2018
Category B	COT CENTRAL TREATMENT PLANT - TAGRO	2201 E PORTLAND AVE	TACOMA WA 98421	221320 - Sewage treatment plants or facilities	Short Form	6/28/2018
Category B	COT CENTRAL TREATMENT PLANT - TRANSMISSION	2201 E PORTLAND AVE	TACOMA WA 98421	221320 - Sewage Treatment Facilities	Short Form	6/28/2018
Category B	COT CONVENTION CENTER PARKING	1500 BROADWAY	TACOMA WA 98402	812 - Personal and Laundry Services, 812930 - Parking Lots and Garages	Short Form	6/30/2016
Category B	COT FIRE DEPARTMENT TRAINING FACILITY	2124 MARSHALL AVE	TACOMA WA 98421	922160 - Fire departments (e.g., government, volunteer (except private))	Short Form	6/11/2018
Category B	COT FIRE ELECTRICIAN'S MAINTENANCE SHOP	425 TACOMA AVE S	TACOMA WA 98402	811118 - Other Automotive Mechanical and Electrical Repair and Maintenance	Short Form	6/11/2018
Category B	COT FIRE GARAGE	3401 S ORCHARD ST A	TACOMA WA 98409	922160 - Fire departments (e.g., government, volunteer (except private))	Short Form	6/30/2016
Category B	COT FIRE STATION #11	3802 MCKINLEY AVE	TACOMA WA 98404	922160 - Fire departments (e.g., government, volunteer (except private))	Short Form	6/11/2018
Category B	COT FIRE STATION #13	3825 N 25TH ST	TACOMA WA 98406	922160 - Fire departments (e.g., government, volunteer (except private))	Short Form	6/11/2018
Category B	COT FIRE STATION #14	4701 N 41ST ST	TACOMA WA 98407	922160 - Fire departments (e.g., government, volunteer (except private))	Short Form	6/11/2018
Category B	COT FIRE STATION #15 (NEW)	6415 MCKINLEY AVE	TACOMA WA 98404	922160 - Fire departments (e.g., government, volunteer (except private))	Short Form	6/11/2018
Category B	COT FIRE STATION #17	403 ELECTRON WAY	TACOMA WA 98466	922160 - Fire departments (e.g., government, volunteer (except private))	Short Form	6/11/2018

2018 Form 1  
Industrial User Survey Program Summary

PRETREATMENT CATEGORY	COMPANY NAME	DATE SURVEY RETURNED	DATE RESUBMITTAL REQUESTED	DATE COMPLETED SURVEY OBTAINED	LAST INSPECTION DATE	COMMENTS	Column 1
Category B	COMFORT DENTAL	6/9/2016		6/9/2016	9/27/2017		12/28/2015
Category B	COMFORT DENTAL EAST TACOMA	2/1/2016		2/1/2016	6/29/2017		12/28/2015
Category B	COMMENCEMENT BAY ANIMAL HOSPITAL	8/3/2016		8/8/2016	5/20/2009		10/1/2014
Category B	COMMENCEMENT BAY MARINE SERVICES	11/14/2014		6/2/2015	5/31/2017		1/1/2013
Category B	COMPLETE TRUCK AND TRAILER REPAIR	11/30/2015		1/4/2016	5/15/2018	Hand delivered with signed cover letter	10/31/2014
Category B	CONCRETE TECHNOLOGY CORP	12/4/2014		6/2/2015	5/19/2016		10/1/2014
Category B	COOKS CONCRETE CONSTRUCTION CO., INC.	7/18/2016		9/26/2016	8/13/2013		1/1/2013
Category B	COOPER'S COLLISON CORNER			3/18/2016	3/18/2016	Full site inspection 3/18/2016. Signed inspection form signed into business inspection.	10/1/2014
Category B	COOPERS BODY AND FRAME SHOP			3/18/2016	3/18/2016	This location had a full site inspection on 3/18/2016. The signed inspection sheet has been scanned in with the inspection at 2709 N Adams.	10/1/2014
Category B	CORNER AND FLASHING PRESS LLC						6/20/2017
Category B	COT ASPHALT PLANT	7/20/2016		7/20/2016	7/25/2018		1/1/2013
Category B	COT CENTRAL TREATMENT PLANT			7/9/2018	3/28/2017	Sent to Judith Scott via interoffice mail.	4/1/2015
Category B	COT CENTRAL TREATMENT PLANT - MAINTENANCE			7/9/2018	3/29/2017		5/16/2017
Category B	COT CENTRAL TREATMENT PLANT - OPERATIONS			7/9/2018	3/28/2017		1/1/2013
Category B	COT CENTRAL TREATMENT PLANT - TAGRO	7/3/2018		7/9/2018	3/29/2017		5/16/2017
Category B	COT CENTRAL TREATMENT PLANT - TRANSMISSION			7/9/2018	3/28/2017		1/1/2013
Category B	COT CONVENTION CENTER PARKING	7/25/2016		7/26/2016	10/16/2017		1/1/2013
Category B	COT FIRE DEPARTMENT TRAINING FACILITY			8/23/2018	10/6/2014		1/1/2013
Category B	COT FIRE ELECTRICIAN'S MAINTENANCE SHOP			8/23/2018	10/14/2014		10/9/2014
Category B	COT FIRE GARAGE	8/1/2016		8/3/2016	10/13/2014		1/1/2013
Category B	COT FIRE STATION #11			8/23/2018	9/29/2014		1/1/2013
Category B	COT FIRE STATION #13			8/23/2018	9/18/2014		1/1/2013
Category B	COT FIRE STATION #14			8/23/2018	9/29/2014		1/1/2013
Category B	COT FIRE STATION #15 (NEW)			8/23/2018	10/2/2014		1/1/2013
Category B	COT FIRE STATION #17			8/23/2018	10/3/2014		1/1/2013

2018 Form 1  
Industrial User Survey Program Summary

PRETREATMENT CATEGORY	COMPANY NAME	ADDRESS	CITY STATE ZIP	NAICS OR SIC CODES BUSINESS TYPE	SURVEY TYPE	DATE SURVEY SENT
Category B	COT FIRE STATION #18	302 E 11TH ST	TACOMA WA 98421	922160 - Fire departments (e.g., government, volunteer (except private))	Short Form	9/29/2016
Category B	COT FIRE STATION #3	206 BROWNS POINT BLVD	TACOMA WA 98422	922160 - Fire departments (e.g., government, volunteer (except private)), 922160 - Fire Protection	Short Form	6/11/2018
Category B	COT FIRE STATION #4	1453 EARNEST S BRAZILL ST	TACOMA WA 98405	922160 - Fire departments (e.g., government, volunteer (except private)), 922160 - Fire Protection	Short Form	6/11/2018
Category B	COT FIRE STATION #7	5448 S WARNER ST	TACOMA WA 98409	922160 - Fire departments (e.g., government, volunteer (except private)), 922160 - Fire Protection	Short Form	6/11/2018
Category B	COT FIRE STATION #8	4911 S ALASKA ST	TACOMA WA 98408	922160 - Fire departments (e.g., government, volunteer (except private))	Short Form	
Category B	COT LEIMAY AMERICA'S CAR MUSEUM	2702 E D ST	TACOMA WA 98421		Short Form	10/5/2017
Category B	COT PUBLIC WORKS - EQUIPMENT SHOP	2308 HOLLGATE ST	TACOMA WA 98402	237310 - Construction management, highway, road, street and bridge	Short Form	7/8/2016
Category B	COT PUBLIC WORKS - MATERIALS LAB	2301 HOLLGATE ST	TACOMA WA 98402		Short Form	6/28/2018
Category B	COT PW - EDUCTOR DECANT FACILITY	2101 CLEVELAND WAY	TACOMA WA 98421	221320 - Collection, treatment, and disposal of waste through a sewer system	Short Form	6/28/2018
Category B	COT SOLID WASTE	3510 S MULLEN ST	TACOMA WA 98409	924110 - Administration of Air and Water Resources and Solid Waste Management Programs	Short Form	9/29/2016
Category B	COT TRAFFIC SIGNAL AND STREETLIGHT	3401 S ORCHARD ST A	TACOMA WA 98409	238210 - Highway, street and bridge lighting and electrical signal installation	Short Form	9/29/2016
Category B	CREATIVE CASTING COMPANY	3762 S 60TH ST	TACOMA WA 98409	331524 - Aluminum castings (except die-castings), unfinished, manufacturing	Short Form	11/6/2014
Category B	CREATIVE ORNAMENTAL IRON INC	3211 S 36TH ST	TACOMA WA 98409	811490 - Bicycle repair and maintenance shops without retailing new bicycles	Short Form	11/6/2014
Category B	CUSTOM CRANKSHAFT	4319 A ST	TACOMA WA 98418	332710 - Chemical milling job shops	Short Form	11/6/2014
Category B	CUTTING EDGE MEAT PROCESSORS LLC	323 E 26TH ST	TACOMA WA 98421	311412 - Chop suey, frozen, manufacturing	Short Form	11/6/2014
Category B	CYPHERS & KALLANDER REFINISHERS	5014 S WASHINGTON ST	TACOMA WA 98409		Short Form	10/5/2017
Category B	D & B TRUCKING	1905 LINCOLN AVE	TACOMA WA 98421	48851 - Freight Transportation Arrangement	Short Form	11/6/2014
Category B	D & D AUTOMOTIVE	2718 PACIFIC AVE	TACOMA WA 98402	811111 - Automotive repair and replacement shops, general	Short Form	6/30/2016
Category B	DAN KNOWLES FOREIGN AUTO CLINIC	424 ST HELENS AVE	TACOMA WA 98402	811111 - Automotive Mechanical and Electrical Repair and Maintenance	Short Form	12/14/2015
Category B	DARINKA'S TIRE SHOP	8216 PACIFIC AVE	TACOMA WA 98408		Short Form	6/26/2018
Category B	DARNELLS AUTO BODY/SALES	222 ST HELENS AVE	TACOMA WA 98402	81111 - Automotive Mechanical and Electrical Repair and Maintenance	Short Form	6/30/2016
Category B	DAT P. GIAP, D.M.D.	709 S 38TH ST	TACOMA WA 98418		Short Form	12/28/2015
Category B	DAVID J PELUSO	1201 S 56TH ST	TACOMA WA 98408	441120 - Used Car Dealers		
Category B	DAVITA	3401 S 19TH ST	TACOMA WA 98405		Short Form	3/28/2016
Category B	DELIN DOCKS - FOSS WATERWAY MANAGEMENT	1616 E D ST	TACOMA WA 98421	713930 - Marinas	Short Form	6/30/2016
Category B	DELTA TOOLING INC	5407 S MADISON ST	TACOMA WA 98409	333512 - Automatic screw machines, metal cutting type, manufacturing, 333514 - Special Die and Tool Die Set, Jig and Fixture Manufacturing	Short Form	11/6/2014

2018 Form 1  
Industrial User Survey Program Summary

PRETREATMENT CATEGORY	COMPANY NAME	DATE SURVEY RETURNED	DATE RESUBMITTAL REQUESTED	DATE COMPLETED SURVEY OBTAINED	LAST INSPECTION DATE	COMMENTS	Column 1
Category B	COT FIRE STATION #18	10/5/2016		10/26/2016	9/23/2014		10/7/2014
Category B	COT FIRE STATION #3			8/23/2018	9/16/2014		1/1/2013
Category B	COT FIRE STATION #4			8/23/2018	9/16/2014		1/1/2013
Category B	COT FIRE STATION #7			8/23/2018	9/11/2014		1/1/2013
Category B	COT FIRE STATION #8	10/5/2015		10/5/2015	6/27/2017		1/1/2013
Category B	COT LEIMAY AMERICA'S CAR MUSEUM	10/25/2017		11/6/2017	10/30/2018		1/1/2013
Category B	COT PUBLIC WORKS - EQUIPMENT SHOP	7/27/2016		7/27/2016	12/16/2015		1/1/2013
Category B	COT PUBLIC WORKS - MATERIALS LAB	8/6/2018		8/6/2018	2/20/2018		1/1/2013
Category B	COT PW - EDUCTOR DECANT FACILITY			8/22/2018	12/22/2017		1/1/2013
Category B	COT SOLID WASTE	10/18/2016		10/24/2016	11/1/2017		1/1/2013
Category B	COT TRAFFIC SIGNAL AND STREETLIGHT	10/24/2016		10/26/2016	12/21/2015		12/21/2015
Category B	CREATIVE CASTING COMPANY	11/14/2014		6/2/2015			4/15/2015
Category B	CREATIVE ORNAMENTAL IRON INC	12/1/2014		6/27/2016	3/19/2018		10/1/2014
Category B	CUSTOM CRANKSHAFT	12/31/2015	12/14/2015	1/4/2016	12/6/2018		5/12/2015
Category B	CUTTING EDGE MEAT PROCESSORS LLC	12/1/2014		4/19/2016	10/22/2018	FLOOR & EQUIPMENT CLEANING	5/12/2015
Category B	CYPHERS & KALLANDER REFINISHERS	10/17/2017		10/23/2017	2/9/2018		10/1/2014
Category B	D & B TRUCKING	11/14/2014		6/3/2015	5/7/2013		10/1/2014
Category B	D & D AUTOMOTIVE	7/27/2016		8/2/2016	8/7/2018		4/22/2013
Category B	DAN KNOWLES FOREIGN AUTO CLINIC	1/8/2016		1/11/2016	11/20/2008		10/1/2014
Category B	DARINKA'S TIRE SHOP				2/16/2016		1/8/2015
Category B	DARNELLS AUTO BODY/SALES	7/11/2016		7/21/2016	4/14/2017		10/1/2014
Category B	DAT P. GIAP, D.M.D.	12/19/2016		12/20/2016	12/10/2009		10/1/2014
Category B	DAVID J PELUSO						12/5/2017
Category B	DAVITA	3/31/2016		4/8/2016	3/28/2016	A survey was given to Davita during a site inspection on 3/29/2016.	10/1/2014
Category B	DELIN DOCKS - FOSS WATERWAY MANAGEMENT	7/11/2016		7/12/2016	3/10/2016		10/1/2014
Category B	DELTA TOOLING INC	11/18/2014		6/26/2015	1/27/2015	INSPECTION NEEDED - REFERRED TO GENERAL INSPECTION GROUP.	4/15/2015



2018 Form 1  
Industrial User Survey Program Summary

PRETREATMENT CATEGORY	COMPANY NAME	ADDRESS	CITY STATE ZIP	NAICS OR SIC CODES BUSINESS TYPE	SURVEY TYPE	DATE SURVEY SENT
Category B	DENTAL VILLAGE	4218 S STEELE ST	TACOMA WA 98409	621210 - Offices of Dentists	Short Form	12/28/2015
Category B	DIGESTIVE HEALTH SPECIALTYS - WALDRON ENDOSCOPY CEN	3202 S 23RD ST	TACOMA WA 98405		Short Form	9/29/2016
Category B	DODD'S AUTOMOTIVE INC	5642 SOUTH TACOMA WAY	TACOMA WA 98409	81111 - Automotive Mechanical and Electrical Repair and Maintenance	Short Form	3/29/2018
Category B	DOORSTEP VETINARY MEDICINE	4102 N VERDE ST	TACOMA WA 98407	541940 - Animal hospitals	Short Form	11/6/2014
Category B	DOUBLE HR AUTO	6846 S PUGET SOUND AVE	TACOMA WA 98409	81111 - Automotive Mechanical and Electrical Repair and Maintenance	Short Form	3/29/2018
Category B	DOWN TO EARTH DENTAL- EAST TACOMA	7808 PACIFIC AVE 5	TACOMA WA 98408	621210 - Offices of Dentists	Short Form	12/28/2015
Category B	DOWN TO EARTH DENTAL- NE TACOMA	4125 49TH AVE NE	TACOMA WA 98422	621210 - Offices of Dentists	Short Form	12/28/2015
Category B	DR. DS OUTBOARD ENGINE SERVICE AND REPAIR	5620 MARINE VIEW DR	TACOMA WA 98422	811490 - Outboard motor repair shops	Short Form	10/5/2017
Category B	DRC SPECIALTY VENEERING LLC	4020 S 56TH ST	TACOMA WA 98409	321999 - All Other Miscellaneous Wood Product Manufacturing	Short Form	11/6/2014
Category B	DUKE N. DUJI FAMILY DENTISTRY	5631 TACOMA MALL BLVD	TACOMA WA 98409	62121 - Offices of Dentists	Short Form	
Category B	DURHAM SCHOOL SERVICES	3212 S SPRAGUE AVE	TACOMA WA 98409	485410 - Bus operation, school and employee, 485410 - School and Employee Bus Transportation	Short Form	11/6/2014
Category B	EAGLE TIRE & AUTOMOTIVE	102 PUYALLUP AVE	TACOMA WA 98421	441320 - Tire Dealers	Short Form	6/30/2016
Category B	ECLLECTIC	5602 S PINE ST	TACOMA WA 98409	811420 - Furniture refinishing shops		
Category B	ECO INSULATE NW	701 E 72ND ST	TACOMA WA 98404		Short Form	6/30/2016
Category B	ECOLIBRI AUTO REPAIR	4710 S WASHINGTON ST	TACOMA WA 98409	81111 - Automotive Mechanical and Electrical Repair and Maintenance	Short Form	10/22/2015
Category B	EKO UNI	448 E 18TH ST	TACOMA WA 98421	112519 - Animal aquaculture (except finfish, shellfish)	Short Form	
Category B	EL AMERICANO AUTO BODY	6420 SOUTH TACOMA WAY	TACOMA WA 98409	811121 - Automotive body shops	Short Form	
Category B	ELECTRIC MOTOR SERVICE CO	1928 MILWAUKEE WAY	TACOMA WA 98421	81111 - Automotive Mechanical and Electrical Repair and Maintenance	Short Form	9/29/2016
Category B	ELEPHANT CHEVRON CAR WASH - PACIFIC FOOD MART	2501 PACIFIC AVE	TACOMA WA 98402	811192 - Car Washes	Short Form	
Category B	EMERALD CITY ORGANICS	3303 S 35TH ST 2	TACOMA WA 98409	111419 - Herb farming, grown under cover	Short Form	1/22/2018
Category B	EMERGENCY DENTAL CARE USA	4218 S STEELE ST	TACOMA WA 98409	621210 - Offices of Dentists	Short Form	12/28/2015
Category B	EMILY'S GARAGE	8428 PACIFIC AVE	TACOMA WA 98444	81111 - Automotive Mechanical and Electrical Repair and Maintenance	Short Form	7/8/2016
Category B	EMPIREAL CANNABIS	3303 S 35TH ST	TACOMA WA 98409	111419 - Herb farming, grown under cover	Short Form	4/6/2018
Category B	ENTERPRISE RENT A CAR	4840 S WASHINGTON ST	TACOMA WA 98409	532111 - Passenger Car Rental	Short Form	10/8/2018
Category B	EPIC CUSTOMS	6240 SOUTH TACOMA WAY	TACOMA WA 98409	81111 - Automotive Mechanical and Electrical Repair and Maintenance	Short Form	9/29/2016
Category B	ETOFFE MAKARA	5416 SOUTH TACOMA WAY	TACOMA WA 98409	314121 - Draperies made from purchased fabrics or sheet goods, 337920 - Blind and Shade Manufacturing	Short Form	11/6/2014
Category B	EVERGREEN DENTAL CENTER - STEVEN P MARINKOVICH	5225 TACOMA MALL BLVD E 104	TACOMA WA 98409	62121 - Offices of Dentists	Short Form	1/19/2016

2018 Form 1  
Industrial User Survey Program Summary

PRETREATMENT CATEGORY	COMPANY NAME	DATE SURVEY RETURNED	DATE RESUBMITTAL REQUESTED	DATE COMPLETED SURVEY OBTAINED	LAST INSPECTION DATE	COMMENTS	Column 1
Category B	DENTAL VILLAGE	3/29/2016	3/22/2016	4/21/2016			12/28/2015
Category B	DIGESTIVE HEALTH SPECIALTYS - WALDRON ENDOSCOPY CEN	10/18/2016		10/26/2016	1/21/2011		10/1/2014
Category B	PODD'S AUTOMOTIVE INC	4/9/2018		4/10/2018	4/20/2018		10/1/2014
Category B	DOORSTEP VETRINARY MEDICINE	12/3/2014		12/4/2014	9/19/2012		10/1/2014
Category B	DOUBLE HH AUTO	4/13/2018		5/7/2018	8/24/2016		10/1/2014
Category B	DOWN TO EARTH DENTAL- EAST TACOMA	1/8/2016		3/14/2016	6/29/2017		12/28/2015
Category B	DOWN TO EARTH DENTAL- NE TACOMA	1/14/2016		2/3/2016	6/18/2018		12/28/2015
Category B	DR. DS OUTBOARD ENGINE SERVICE AND REPAIR	10/17/2017		10/23/2017			5/10/2017
Category B	DRC SPECIALTY VENEERING LLC	12/22/2014	4/19/2016	4/25/2016	3/21/2018	sent survey to Matt at matt@drcveneering.com	5/12/2015
Category B	DUKE N. DUJI FAMILY DENTISTRY	2/5/2016		3/3/2016	10/29/2009		10/1/2014
Category B	DURHAM SCHOOL SERVICES	11/18/2014		10/19/2015	3/12/2018		10/24/2013
Category B	EAGLE TIRE & AUTOMOTIVE	7/8/2016		7/18/2016	6/26/2018		1/1/2013
Category B	ELECTIC						4/23/2018
Category B	ECO INSULATE NW	7/11/2016		7/19/2016	9/21/2009		10/1/2014
Category B	ECOLIBRI AUTO REPAIR	10/22/2015		10/22/2015	10/21/2015		10/1/2014
Category B	EKO UNI	9/30/2015		9/30/2015	10/15/2015	Hand delivered to owner	10/26/2015
Category B	EL AMERICANO AUTO BODY	1/7/2016		12/19/2016	11/2/2017	Hand Delivered	1/14/2016
Category B	ELECTRIC MOTOR SERVICE CO	11/10/2016		11/14/2016	6/20/2013		10/1/2014
Category B	ELEPHANT CHEVRON CAR WASH - PACIFIC FOOD MART			2/12/2016	9/27/2018		5/1/2013
Category B	EMERALD CITY ORGANICS	2/26/2018		3/12/2018	8/18/2017		1/1/2018
Category B	EMERGENCY DENTAL CARE USA	3/30/2016	3/22/2016	4/8/2016			12/28/2015
Category B	EMILY'S GARAGE	7/14/2016		7/18/2016	4/11/2008		10/1/2014
Category B	EMPIREAL CANNABIS				8/18/2017		1/1/2018
Category B	ENTERPRISE RENT A CAR				11/3/2016		1/1/2013
Category B	EPIC CUSTOMS	10/5/2016		10/26/2016	9/19/2016		10/1/2014
Category B	ETOFFE MAKARA	3/13/2015		6/27/2016	3/3/2015	left message	2/6/2015
Category B	EVERGREEN DENTAL CENTER - STEVEN P MARINKOVICH	2/5/2016		2/8/2016	3/30/2009		10/1/2014

2018 Form 1  
Industrial User Survey Program Summary

PRETREATMENT CATEGORY	COMPANY NAME	ADDRESS	CITY STATE ZIP	NAICS OR SIC CODES BUSINESS TYPE	SURVEY TYPE	DATE SURVEY SENT
Category B	EVERGREEN EQUIPMENT CO INC	221 PUYALLUP AVE	TACOMA WA 98402	42383 - Industrial Machinery and Equipment Merchant Wholesalers	Short Form	11/6/2014
Category B	EXPERT MUFFLER & AUTO SERVICE	1240 S SPRAGUE AVE	TACOMA WA 98405	81111 - Automotive Mechanical and Electrical Repair and Maintenance, 811112 - Muffler repair and replacement shops	Short Form	6/30/2016
Category B	F & D MANAGEMENT	3303 S 35TH ST 12	TACOMA WA 98409	11422 - Floriculture Production, 115112 - Soil Preparation Planting and Cultivating	Short Form	4/25/2018
Category B	FAMILY CLEANERS	815 S J ST	TACOMA WA 98405	81232 - Drycleaning and Laundry Services (except Coin-Operated)	Short Form	4/27/2018
Category B	FEED COMMODITIES LLC	2006 E PORTLAND AVE	TACOMA WA 98421	311119 - Alfalfa meal, dehydrated, manufacturing, 311119 - Other Animal Food Manufacturing	Short Form	11/6/2014
Category B	FIBRES INTERNATIONAL INC	501 E 11TH ST	TACOMA WA 98421	322212 - Boxes, folding (except corrugated), made from purchased paperboard	Short Form	11/6/2014
Category B	FIELDS ARCO AM/PM #5533	5433 S ORCHARD ST	TACOMA WA 98409		Short Form	6/28/2016
Category B	FIRE WORKS FORGE, LLC	2502 COMMERCE ST	TACOMA WA 98402	33232 - Ornamental and Architectural Metal Products Manufacturing	Short Form	3/29/2018
Category B	FIRESTONE TIRE & SERVICE CENTER #31A	5907 6TH AVE	TACOMA WA 98406	81111 - Automotive Mechanical and Electrical Repair and Maintenance	Short Form	4/18/2016
Category B	FIRESTONE TIRE & SERVICE CENTER #31C	2125 S 48TH ST	TACOMA WA 98409	81111 - Automotive Mechanical and Electrical Repair and Maintenance	Short Form	10/8/2018
Category B	FIVE STAR AUTO BODY	6633 SOUTH TACOMA WAY	TACOMA WA 98409	811121 - Automotive Body Paint and Interior Repair and Maintenance	Short Form	6/30/2016
Category B	FLEETLINE AUTOMOTIVE LLC	4710 S ADAMS ST	TACOMA WA 98409	81111 - Automotive Mechanical and Electrical Repair and Maintenance	Short Form	6/30/2016
Category B	FLEETPRIDE	2626 SOUTH TACOMA WAY	TACOMA WA 98409	81111 - Automotive Mechanical and Electrical Repair and Maintenance	Short Form	11/3/2016
Category B	FOOD PROTECTION SERVICES LLC	401 E ALEXANDER AVE	TACOMA WA 98421	115114 - Almond hulling and shelling, 115114 - Grain fumigation	Short Form	6/30/2016
Category B	FOSS HARBOR MARINA	821 E DOCK ST	TACOMA WA 98402	713930 - Marinas	Short Form	12/20/2016
Category B	FOUNDER'S CHOICE	1517 SOUTH TACOMA WAY	TACOMA WA 98409	238340 - Marble, granite and slate, interior, contractors, 337110 - Bathroom vanities (except freestanding), stock or custom wood, manufacturing, 337110 - Cabinets, kitchen (except freestanding), stock or custom wood, manufacturing	Short Form	3/21/2017
Category B	FOUR QUEENS SHELL FUEL STATION	4602 N PEARL ST	TACOMA WA 98407		Short Form	4/6/2018
Category B	FRED MEYER #365	7250 PACIFIC AVE	TACOMA WA 98408	445110 - Supermarkets	Short Form	
Category B	FRED MEYER #390	4505 S 19TH ST	TACOMA WA 98405	445110 - Supermarkets and Other Grocery (except Convenience) Stores		
Category B	FRED TEBB & SONS INC	1906 MARC AVE	TACOMA WA 98421	321918 - Baseboards, floor, wood, manufacturing, 321918 - Other Millwork (including Flooring)	Short Form	11/6/2014
Category B	FULL CONTAINER RECOVERY.	3403 LINCOLN AVE	TACOMA WA 98421	423930 - Bottles, waste, merchant wholesalers	Short Form	3/15/2017
Category B	G & A AUTO SERVICE	6402 SOUTH TACOMA WAY 1	TACOMA WA 98409	811111 - General Automotive Repair	Short Form	10/8/2018
Category B	GAR SON INC	2301 E ALEXANDER AVE	TACOMA WA 98421	811192 - Car Washes	Short Form	6/30/2016
Category B	GCR - TDS TIRE DISTRIBUTION CENTER	1671 LINCOLN AVE	TACOMA WA 98421		Short Form	6/30/2016
Category B	GENE PANKEY MOTOR CO. INC.	7201 SOUTH TACOMA WAY	TACOMA WA 98409		Short Form	10/8/2015
Category B	GENESIS AUTOMOTIVE AND R.V. REPAIR INC.	6220 SOUTH TACOMA WAY	TACOMA WA 98409	81111 - Automotive Mechanical and Electrical Repair and Maintenance	Short Form	3/22/2017

2018 Form 1  
Industrial User Survey Program Summary

PRETREATMENT CATEGORY	COMPANY NAME	DATE SURVEY RETURNED	DATE RESUBMITTAL REQUESTED	DATE COMPLETED SURVEY OBTAINED	LAST INSPECTION DATE	COMMENTS	Column 1
Category B	EVERGREEN EQUIPMENT CO INC	12/1/2014		7/5/2016	6/2/2015		10/1/2014
Category B	EXPERT MUFFLER & AUTO SERVICE	7/19/2016		7/25/2016	10/27/2016		10/1/2014
Category B	F & D MANAGEMENT				3/14/2018		1/10/2018
Category B	FAMILY CLEANERS	4/27/2018		4/27/2018	4/27/2018	Delivered and filled out in person.	10/1/2014
Category B	FEED COMMODITIES LLC	12/8/2014		12/10/2014	12/12/2017		1/1/2013
Category B	FIBRES INTERNATIONAL INC	12/13/2014		12/14/2014	4/9/2014		3/27/2014
Category B	FIELDS ARCO AM/PM #5533	7/7/2016		7/8/2016	6/30/2016		10/22/2013
Category B	FIRE WORKS FORGE, LLC	5/15/2018		5/15/2018	7/1/2010		10/1/2014
Category B	FIRESTONE TIRE & SERVICE CENTER #31A				3/15/2018		10/1/2014
Category B	FIRESTONE TIRE & SERVICE CENTER #31C	4/27/2016		5/9/2016	9/8/2016		10/1/2014
Category B	FIVE STAR AUTO BODY				10/8/2018		10/22/2013
Category B	FLEETLINE AUTOMOTIVE LLC	7/29/2016		8/5/2016	3/15/2018		10/1/2014
Category B	FLEETPRIDE	12/1/2016		12/5/2016	10/25/2017		10/1/2014
Category B	FOOD PROTECTION SERVICES LLC	7/8/2016		7/19/2016	7/6/2016		8/18/2014
Category B	FOSS HARBOR MARINA	12/29/2016		1/5/2017	8/20/2018		1/1/2013
Category B	FOUNDER'S CHOICE	4/4/2017		4/11/2017	8/17/2018		10/1/2014
Category B	FOUR QUEENS SHELL FUEL STATION	4/23/2018		5/1/2018	8/9/2018		1/1/2013
Category B	FRED MEYER #385	7/6/2016		7/7/2016	6/28/2017		1/1/2013
Category B	FRED MEYER #390				10/18/2018		1/1/2013
Category B	FRED TEBB & SONS INC	12/3/2014		12/4/2014	9/1/2015		1/1/2013
Category B	FULL CONTAINER RECOVERY.	5/9/2017		5/11/2017	5/21/2013		10/1/2014
Category B	G & A AUTO SERVICE	10/26/2018		10/26/2018	11/2/2017		1/14/2016
Category B	GAR SON INC	7/15/2016		7/21/2016	3/4/2016		7/29/2013
Category B	GCR - TDS TIRE DISTRIBUTION CENTER	7/11/2016		7/19/2016	1/24/2019		2/14/2014
Category B	GENE PANKEY MOTOR CO. INC.	10/9/2015		10/9/2015	5/22/2018	Hand Delivered	10/22/2013
Category B	GENESIS AUTOMOTIVE AND R.V. REPAIR INC.	3/31/2017		4/3/2017	10/28/2016		10/1/2014

2018 Form 1  
Industrial User Survey Program Summary

PRETREATMENT CATEGORY	COMPANY NAME	ADDRESS	CITY STATE ZIP	NAICS OR SIC CODES BUSINESS TYPE	SURVEY TYPE	DATE SURVEY SENT
Category B	GIG HARBOR BOAT WORKS	2940 S M ST	TACOMA WA 98409	336612 - Air boat building	Short Form	11/6/2014
Category B	GILCHRIST BUICK INC.	5840 SOUTH TACOMA WAY	TACOMA WA 98409		Short Form	12/20/2016
Category B	GILCHRIST CHEVROLET INC	6014 SOUTH TACOMA WAY	TACOMA WA 98409	441110 - New Car Dealers	Short Form	6/30/2016
Category B	GK AUTO	8521 18TH AVE E	TACOMA WA 98445			
Category B	GLENN SPRINGS HOLDINGS, INC.	6905 E ALEXANDER AVE	TACOMA WA 98421	562211 - Acid waste disposal facilities; 562211 - Waste treatment facilities, hazardous	Short Form	12/20/2016
Category B	GLOBAL AGRI-TRADE CORP	5219 4TH ST E	TACOMA WA 98424			
Category B	GLOBAL AUTO INC	2501 SOUTH TACOMA WAY	TACOMA WA 98409	81111 - Automotive Mechanical and Electrical Repair and Maintenance	Short Form	9/29/2016
Category B	GLOBAL METAL WORKS & ERECTORS	1144 THORNE RD	TACOMA WA 98421	332999 - All Other Miscellaneous Fabricated Metal Product Manufacturing, 811490 - Bicycle repair and maintenance shops without retailing new bicycles	Short Form	6/8/2018
Category B	GLOBE MACHINE MFG CO	701 E D ST	TACOMA WA 98421	333210 - Bandsaws, woodworking-type, manufacturing	Short Form	11/6/2014
Category B	GOOD BODY SHOP	763 S 56TH ST	TACOMA WA 98408	81111 - Automotive Mechanical and Electrical Repair and Maintenance	Short Form	6/30/2016
Category B	GOOD CITIZEN DOG GROOMING	207 N I ST	TACOMA WA 98403		Short Form	6/26/2018
Category B	GRANITE & TILE WORLD	5602 S ADAMS ST	TACOMA WA 98409	238340 - Marble, granite and slate, interior, contractors	Short Form	3/29/2018
Category B	GRANT DENTURE CLINIC	2902 S 74TH ST	TACOMA WA 98409	62121 - Offices of Dentists	Short Form	12/20/2016
Category B	GRAYMONT WESTERN US INC	1220 E ALEXANDER AVE	TACOMA WA 98421	32741 - Lime Manufacturing	Permit Application	7/5/2016
Category B	GREEN & GOLDEN	7457 S MADISON ST	TACOMA WA 98409	115114 - Packaging fresh or farm-dried fruits and vegetables	Short Form	3/29/2018
Category B	GREEN ENVY	1411 CENTER ST	TACOMA WA 98409	325411 - Oils, vegetable and animal, medicinal, uncompounded, manufacturing, 81111 - Automotive Mechanical and Electrical Repair and Maintenance	Short Form	1/22/2018
Category B	GREEN PLANET 21	2122 PORT OF TACOMA RD	TACOMA WA 98421	423930 - Recyclable Material Merchant Wholesalers	Short Form	8/2/2016
Category B	GREENBRIER RAIL SERVICES	1424 THORNE RD	TACOMA WA 98421	48211 - Rail Transportation	Short Form	11/6/2014
Category B	GREENLEAF LANDSCAPING	3001 S HUSON ST C1	TACOMA WA 98409	81111 - Automotive Mechanical and Electrical Repair and Maintenance	Short Form	10/8/2018
Category B	GRIOT'S GARAGE	3333 S 38TH ST	TACOMA WA 98409	441310 - Auto supply stores	Short Form	8/19/2015
Category B	GROUP HEALTH TACOMA SPECIALTY CNTR	209 MARTIN LUTHER KING JR WAY	TACOMA WA 98405	622110 - Hospitals, general medical and surgical	Short Form	10/27/2016
Category B	GT AUTO SALES (SALES LOT)	7004 SOUTH TACOMA WAY	TACOMA WA 98409	441120 - Used Car Dealers	Short Form	6/30/2016
Category B	HALLADAYS AUTO REPAIR	601 S 38TH ST	TACOMA WA 98418	81111 - Automotive Mechanical and Electrical Repair and Maintenance	Short Form	7/5/2016
Category B	HAMMONDKNOLL	3320 S G ST	TACOMA WA 98418	561740 - Carpet and Upholstery Cleaning Services	Short Form	11/6/2014
Category B	HANA COLLISION	3515 S CEDAR ST	TACOMA WA 98409	81111 - Automotive Mechanical and Electrical Repair and Maintenance	Short Form	7/5/2016
Category B	HANDAN TOTAL TRAILER REPAIR	1801 E ALEXANDER AVE	TACOMA WA 98421	81111 - Automotive Mechanical and Electrical Repair and Maintenance	Short Form	7/5/2016

2018 Form 1  
Industrial User Survey Program Summary

PRETREATMENT CATEGORY	COMPANY NAME	DATE SURVEY RETURNED	DATE RESUBMITTAL REQUESTED	DATE COMPLETED SURVEY OBTAINED	LAST INSPECTION DATE	COMMENTS	Column 1
Category B	GIG HARBOR BOAT WORKS	11/18/2014		11/19/2014	4/4/2014		4/9/2014
Category B	GILCHRIST BUICK INC.	12/30/2016		1/6/2017	10/11/2018		11/26/2013
Category B	GILCHRIST CHEVROLET INC	7/15/2016		7/19/2016	10/12/2017		10/22/2013
Category B	GK AUTO						8/16/2017
Category B	GLENN SPRINGS HOLDINGS, INC.	1/3/2017		1/17/2017	8/19/2014		8/20/2014
Category B	GLOBAL AGRI-TRADE CORP						1/23/2019
Category B	GLOBAL AUTO INC			10/11/2016	11/28/2017		10/1/2014
Category B	GLOBAL METAL WORKS & ERECTORS	6/21/2018		6/25/2018	9/13/2016		10/1/2014
Category B	GLOBE MACHINE MFG CO	12/1/2014		6/27/2016	6/6/2017		10/1/2014
Category B	GOOD BODY SHOP	7/7/2016		7/19/2016	11/13/2017		10/1/2014
Category B	GOOD CITIZEN DOG GROOMING	7/17/2018		7/23/2018	11/9/2018		8/8/2016
Category B	GRANITE & TILE WORLD	4/9/2018		4/10/2018	8/30/2016		10/1/2014
Category B	GRANT DENTURE CLINIC	12/29/2016		1/4/2017	1/28/2009		10/1/2014
Category B	GRAYMONT WESTERN US INC	8/8/2016		8/10/2016	4/3/2017		10/1/2014
Category B	GREEN & GOLDEN	4/4/2018		4/9/2018	4/12/2018		1/10/2018
Category B	GREEN ENVY	3/6/2018		3/12/2018	9/22/2016		10/1/2014
Category B	GREEN PLANET 21	9/1/2016		9/8/2016			7/25/2016
Category B	GREENBRIER RAIL SERVICES			12/22/2015	9/21/2016		10/1/2014
Category B	GREENLEAF LANDSCAPING				12/7/2017	Hand Delivered	10/1/2014
Category B	GRIOT'S GARAGE	10/6/2015		10/6/2015	6/18/2018	Hand delivered to Lisa Schimling.	1/1/2013
Category B	GROUP HEALTH TACOMA SPECIALTY CNTR	1/3/2017		1/3/2017	3/15/2010		10/1/2014
Category B	GT AUTO SALES (SALES LOT)	7/6/2016		7/8/2016	6/28/2016		5/8/2014
Category B	HALLADAYS AUTO REPAIR	7/14/2016		7/19/2016	9/9/2009		10/1/2014
Category B	HAMMONDKNOLL	1/5/2015		1/6/2015	5/29/2018	has o/w separator	1/1/2013
Category B	HANA COLLISION	7/20/2016		7/25/2016	10/10/2016		10/1/2014
Category B	HANDAN TOTAL TRAILER REPAIR	7/18/2016		7/21/2016	7/21/2011		10/1/2014

2018 Form 1  
Industrial User Survey Program Summary

PRETREATMENT CATEGORY	COMPANY NAME	ADDRESS	CITY STATE ZIP	NAICS OR SIC CODES BUSINESS TYPE	SURVEY TYPE	DATE SURVEY SENT
Category B	HC GARDENS	1209 ST PAUL AVE 1	TACOMA WA 98421	325411 - Medicinal and Botanical Manufacturing	Short Form	1/22/2018
Category B	HEWITT CABINETS AND INTERIORS	3301 S LAWRENCE ST	TACOMA WA 98409	337110 - Bathroom vanities (except freestanding), stock or custom wood, manufacturing	Short Form	11/6/2014
Category B	HI GLOSS PHOTO SERVICE	1018 MARTIN LUTHER KING JR WAY	TACOMA WA 98405	812921 - Film developing and printing (except motion picture, one-hour)	Short Form	11/6/2014
Category B	HI TECH COLLISION	4408 6TH AVE	TACOMA WA 98405	81111 - Automotive Mechanical and Electrical Repair and Maintenance	Short Form	7/5/2016
Category B	HUB MARINE	601 E 26TH ST	TACOMA WA 98421	237990 - Marine construction, 3366 - Ship and Boat Building, 33661 - Ship and Boat Building, 336612 - Boat Building, 811490 - Motorboat (i.e., inboard and outboard) repair and maintenance services	Short Form	7/5/2016
Category B	HOAK GREEN	1502 CENTER ST	TACOMA WA 98409	111419 - Herb farming, grown under cover	Short Form	1/22/2018
Category B	HOLBROOK LOG YARD 3401	3401 TAYLOR WAY	TACOMA WA 98421	425120 - Wholesale Trade Agents and Brokers	Short Form	11/3/2016
Category B	HOLROYD COMPANY, INC.-74TH STR.	3773 S 74TH ST	TACOMA WA 98409	212321 - Common sand quarrying and/or beneficiating, 212321 - Construction Sand and Gravel Mining	Short Form	11/6/2014
Category B	HOME DEPOT #4701 TMB	7050 TACOMA MALL BLVD	TACOMA WA 98409	444110 - Home centers, building materials	Short Form	3/15/2016
Category B	HOSMER 76 & CAR WASH	8235 S HOSMER ST	TACOMA WA 98408	447110 - Gasoline stations with convenience stores	Short Form	3/15/2017
Category B	HOUSE OF SCOTT FUNERAL & CRMTN SVCS	1215 MARTIN LUTHER KING JR WAY	TACOMA WA 98405	812210 - Director services, funeral	Short Form	11/6/2014
Category B	HOYA VISION CARE	2330 S 78TH ST	TACOMA WA 98409	326199 - All Other Plastics Product Manufacturing, 326199 - Lens blanks, plastics ophthalmic or optical, manufacturing	Short Form	11/6/2014
Category B	HUGHES FIRE EQUIPMENT	5011 S BURLINGTON WAY	TACOMA WA 98409	423440 - Other Commercial Equipment Merchant Wholesalers	Short Form	3/22/2017
Category B	HYDRO EMPIRE	3303 S 35TH ST B 8	TACOMA WA 98409	111419 - Herb farming, grown under cover	Short Form	1/22/2018
Category B	HYLEBOS MARINA INC	1940 MARINE VIEW DR	TACOMA WA 98422		Short Form	7/5/2016
Category B	IMPORT CITY MOTORS	6420 SOUTH TACOMA WAY	TACOMA WA 98409	423110 - Motor vehicle merchant wholesalers	Short Form	10/8/2018
Category B	IMPORT SPECIALTY AUTOMOTIVE	6211 S ADAMS ST A	TACOMA WA 98409	81111 - Automotive Mechanical and Electrical Repair and Maintenance	Short Form	3/22/2017
Category B	IN THE DETAILS	5243 S PUGET SOUND AVE	TACOMA WA 98409	811192 - Automotive washing and polishing	Short Form	10/27/2016
Category B	INFINITI OF TACOMA	4902 PACIFIC HWY E	TACOMA WA 98424		Short Form	7/5/2016
Category B	INLAND TECHNOLOGIES INC.	1918 MILWAUKEE WAY	TACOMA WA 98421	325988 - Activated carbon or charcoal manufacturing	Short Form	11/6/2014
Category B	INTEGRITY FIRST STROUDS	3833 SOUTH TACOMA WAY	TACOMA WA 98409		Short Form	11/2/2016
Category B	INTERSTATE TRUCK REPAIR	2620 SOUTH TACOMA WAY	TACOMA WA 98409		Short Form	10/8/2018
Category B	IONIC	2915 S M ST	TACOMA WA 98409	111419 - Herb farming, grown under cover, 325998 - Essential oils manufacturing	Short Form	6/26/2018
Category B	IRON AGE DESIGN & IMPORT LLC	3912 N 94TH ST	TACOMA WA 98407	81111 - Automotive Mechanical and Electrical Repair and Maintenance	Short Form	12/14/2015
Category B	IRV'S BUFF N STUFF	1605 SOUTH TACOMA WAY	TACOMA WA 98409	811192 - Automotive detailing services (i.e., cleaning, polishing)	Short Form	7/5/2016
Category B	J & D POWDER COATING	4808 S WASHINGTON ST	TACOMA WA 98409	33281 - Coating Engraving Heat Treating and Allied Activities	Short Form	11/6/2014

2018 Form 1  
Industrial User Survey Program Summary

PRETREATMENT CATEGORY	COMPANY NAME	DATE SURVEY RETURNED	DATE RESUBMITTAL REQUESTED	DATE COMPLETED SURVEY OBTAINED	LAST INSPECTION DATE	COMMENTS	Column 1
Category B	HC GARDENS	1/26/2018		2/12/2018	8/17/2015		8/20/2015
Category B	HEWITT CABINETS AND INTERIORS	12/3/2014		12/4/2014	10/12/2016		5/12/2015
Category B	HI GLOSS PHOTO SERVICE	12/1/2014		12/2/2014	8/23/2016	NO LONGER PROCESSING FILM OR USING ANY CHEMICALS.	10/1/2014
Category B	HI TECH COLLISION	8/1/2016		8/9/2016	8/9/2016		10/1/2014
Category B	HUB MARINE	7/18/2016		7/21/2016	6/5/2015		6/5/2015
Category B	HOAK GREEN						1/10/2018
Category B	HOLBROOK LOG YARD 3401	11/16/2016		11/22/2016			1/1/2013
Category B	HOLROYD COMPANY, INC.-74TH STR.	11/14/2014		11/15/2014			1/1/2013
Category B	HOME DEPOT #4701 TMB	3/23/2016		3/23/2016	3/16/2016	Business Inspection	1/28/2016
Category B	HOSMER 76 & CAR WASH				6/13/2017		1/1/2013
Category B	HOUSE OF SCOTT FUNERAL & CRMTN SVCS	11/18/2014		11/19/2014	11/5/2009		10/1/2014
Category B	HOYA VISION CARE	2/6/2015		2/7/2015	2/4/2015	spoke to Jim Sandige, GM	2/4/2015
Category B	HUGHES FIRE EQUIPMENT				5/30/2017		2/6/2017
Category B	HYDRO EMPIRE				8/18/2017		1/10/2018
Category B	HYLEBOS MARINA INC	8/29/2016		9/8/2016	5/10/2018		10/1/2014
Category B	IMPORT CITY MOTORS				11/2/2017		12/1/2015
Category B	IMPORT SPECIALTY AUTOMOTIVE	4/3/2017		4/11/2017	4/10/2017		10/1/2014
Category B	IN THE DETAILS	1/18/2016		11/10/2016	1/15/2019		10/12/2016
Category B	INFINITI OF TACOMA	7/15/2016		7/21/2016	12/21/2018		1/1/2013
Category B	INLAND TECHNOLOGIES INC.	12/1/2014		6/27/2016	3/13/2012		10/1/2014
Category B	INTEGRITY FIRST STROUDS			11/16/2016	3/20/2018		1/1/2013
Category B	INTERSTATE TRUCK REPAIR				3/7/2018		1/29/2018
Category B	IONIC	9/28/2018		9/28/2018	9/27/2018		1/10/2018
Category B	IRON AGE DESIGN & IMPORT LLC	1/26/2017		1/31/2017	1/22/2017		10/1/2014
Category B	IRV'S BUFF N STUFF			7/18/2016	6/27/2017		1/1/2013
Category B	J & D POWDER COATING	12/8/2014		7/5/2016	6/29/2016		10/1/2014



2018 Form 1  
Industrial User Survey Program Summary

PRETREATMENT CATEGORY	COMPANY NAME	ADDRESS	CITY STATE ZIP	NAICS OR SIC CODES BUSINESS TYPE	SURVEY TYPE	DATE SURVEY SENT
Category B	JACKSON'S FOOD STORE AND SHELL STATION	801 DIVISION AVE	TACOMA WA 98403		Short Form	11/2/2016
Category B	JACKSONS FOOD STORE #644	5407 TACOMA MALL BLVD	TACOMA WA 98409		Short Form	12/23/2015
Category B	JAMES CENTER NARROWS DRY CLEANING	1812 S MILDRED ST C	TACOMA WA 98465	81232 - Drycleaning and Laundry Services (except Coin-Operated)	Short Form	7/5/2016
Category B	JANDY'S USED TIRES	2001 S 12TH ST	TACOMA WA 98405	81111 - Automotive Mechanical and Electrical Repair and Maintenance	Short Form	10/27/2016
Category B	JB AUTO REPAIR	5407 HYADA BLVD NE	TACOMAX WA 98422		Short Form	10/18/2017
Category B	JC'S MOBILE TRANSMISSION REPAIR	9228 A ST	TACOMA WA 98444	811113 - Transmission repair shops, automotive	Short Form	7/5/2016
Category B	JESSE ENGINEERING - YARD 2	1110 E ALEXANDER AVE	TACOMA WA 98421	332312 - Barge sections, prefabricated metal, manufacturing	Short Form	11/6/2014
Category B	JESSE ENGINEERING - YARD 4	1840 MARINE VIEW DR	TACOMA WA 98422	332312 - Barge sections, prefabricated metal, manufacturing	Short Form	11/6/2014
Category B	JESUS MUFFLER & RADIATOR REPAIR	4003 MCKINLEY AVE	TACOMA WA 98404	81119 - Other Automotive Repair and Maintenance	Short Form	6/26/2018
Category B	JIFFY LUBE	605 S SPRAGUE AVE	TACOMA WA 98405		Short Form	6/26/2018
Category B	JIFFY LUBE #888	7056 PACIFIC AVE	TACOMA WA 98408	811191 - Quick-lube shops	Short Form	6/26/2018
Category B	JIMS DETAIL	7450 SOUTH TACOMA WAY BLDG B	TACOMA WA 98409	811192 - Car Washes	Short Form	7/5/2016
Category B	JOHNNY'S FINE FOODS INC	319 E 25TH ST	TACOMA WA 98421	311999 - All Other Miscellaneous Food Manufacturing	Short Form	11/6/2014
Category B	JOHNSON CANDY CO	924 MARTIN LUTHER KING JR WAY	TACOMA WA 98405	31133 - Confectionery Manufacturing from Purchased Chocolate	Short Form	11/6/2014
Category B	JOHNSON ENTERPRISES	7515 MCKINLEY AVE	TACOMA WA 98404	81111 - Automotive Mechanical and Electrical Repair and Maintenance	Short Form	7/7/2016
Category B	JOHNSON'S MILLWORK	2319 SOUTH TACOMA WAY	TACOMA WA 98409	321918 - Baseboards, floor, wood, manufacturing	Short Form	3/29/2018
Category B	JOHNSON-COX COMPANY INC	726 PACIFIC AVE	TACOMA WA 98402	32311 - Printing	Short Form	6/8/2018
Category B	JOJO'S TIRE	6602 6TH AVE	TACOMA WA 98465	81111 - Automotive Mechanical and Electrical Repair and Maintenance	Short Form	7/5/2016
Category B	JONES ANIMAL HOSPITAL INC	3322 S UNION AVE	TACOMA WA 98409	54194 - Veterinary Services	Short Form	11/6/2014
Category B	JONES STEVEDORING COMPANY	2339 LINCOLN AVE	TACOMA WA 98421	488320 - Loading and unloading services at ports and harbors	Short Form	11/6/2014
Category B	JONES/PERSONAL AUTOMOTIVE	5510 6TH AVE	TACOMA WA 98465	81111 - Automotive Mechanical and Electrical Repair and Maintenance	Short Form	7/5/2016
Category B	JORGENSON-PENINSULA OPTICAL	1901 S UNION AVE	TACOMA WA 98405		Short Form	7/5/2016
Category B	JOSEPH SIMON & SONS INC	2202 E RIVER ST	TACOMA WA 98421	423930 - Bottles, waste, merchant wholesalers, 423930 - Recyclable Material Merchant Wholesalers	Short Form	11/6/2014
Category B	JR REDDING	3005 CHANDLER ST	TACOMA WA 98409	811420 - Aircraft upholstery repair	Short Form	11/6/2014
Category B	K ORIHUELAS AUTO	6402 SOUTH TACOMA WAY B-2	TACOMA WA 98409	81111 - Automotive Mechanical and Electrical Repair and Maintenance	Short Form	7/5/2016
Category B	K2W INC	3303 S 35TH ST B 10	TACOMA WA 98409	111419 - Herb farming, grown under cover	Short Form	3/20/2018
Category B	KAY PARKS AUTOBODY	3102 S 12TH ST	TACOMA WA 98405		Short Form	7/7/2016

2018 Form 1  
Industrial User Survey Program Summary

PRETREATMENT CATEGORY	COMPANY NAME	DATE SURVEY RETURNED	DATE RESUBMITTAL REQUESTED	DATE COMPLETED SURVEY OBTAINED	LAST INSPECTION DATE	COMMENTS	Column 1
Category B	JACKSON'S FOOD STORE AND SHELL STATION	11/4/2016		11/7/2016	1/6/2017		7/25/2014
Category B	JACKSONS FOOD STORE #644	12/22/2015		1/4/2016	5/24/2018		6/5/2015
Category B	JAMES CENTER NARROWS DRY CLEANING	7/14/2016		7/21/2016	12/7/2017		10/1/2014
Category B	JANDY'S USED TIRES	12/12/2016		12/14/2016	10/6/2016		10/1/2014
Category B	JB AUTO REPAIR	10/25/2017		11/6/2017			9/25/2017
Category B	JC'S MOBILE TRANSMISSION REPAIR	7/13/2016		7/19/2016			3/28/2016
Category B	JESSE ENGINEERING - YARD 2	11/18/2014		6/27/2016	4/9/2009		10/1/2014
Category B	JESSE ENGINEERING - YARD 4	11/18/2014		11/19/2014	1/22/2009		10/1/2014
Category B	JESUS MUFFLER & RADIATOR REPAIR				6/23/2017		10/1/2014
Category B	JIFFY LUBE	10/26/2018		10/26/2018	10/12/2018		12/18/2015
Category B	JIFFY LUBE #888				6/22/2017		1/1/2013
Category B	JIMS DETAIL	7/12/2016		7/18/2016	8/27/2018		10/22/2013
Category B	JOHNNY'S FINE FOODS INC	12/1/2014		6/27/2016	6/30/2011		10/1/2014
Category B	JOHNSON CANDY CO	11/14/2014		11/15/2014	2/5/2010		10/1/2014
Category B	JOHNSON ENTERPRISES	7/21/2016		7/25/2016	6/6/2006		10/1/2014
Category B	JOHNSON'S MILLWORK	4/13/2018		5/7/2018	2/14/2018	emailed survey to Amanda Kramer at jomillwork@qwestoffice.net	10/1/2014
Category B	JOHNSON-COX COMPANY INC	6/21/2018		6/25/2018	2/3/2016		10/1/2014
Category B	JOJO'S TIRE	8/8/2016		8/11/2016	11/14/2017		10/1/2014
Category B	JONES ANIMAL HOSPITAL INC	11/14/2014		11/15/2014	7/27/2010		10/1/2014
Category B	JONES STEVEDORING COMPANY	12/1/2014		7/11/2016	7/14/2016		10/1/2014
Category B	JONES/PERSONAL AUTOMOTIVE	7/15/2016		7/19/2016	2/2/2016		10/1/2014
Category B	JORGENSON-PENINSULA OPTICAL	7/18/2016		7/25/2016	3/4/2016		3/4/2016
Category B	JOSEPH SIMON & SONS INC	12/15/2014		6/27/2016	4/20/2018	Said they have an OW separator	1/1/2013
Category B	JR REDDING	12/1/2014		12/2/2014	8/13/2018		10/1/2014
Category B	K ORIHUELAS AUTO			12/20/2016	3/6/2017		5/11/2016
Category B	K2W INC	3/29/2018		4/9/2018	3/14/2018		3/14/2018
Category B	KAY PARKS AUTOBODY	7/15/2016		7/21/2016	3/23/2017		1/1/2013

2018 Form 1  
Industrial User Survey Program Summary

PRETREATMENT CATEGORY	COMPANY NAME	ADDRESS	CITY STATE ZIP	NAICS OR SIC CODES BUSINESS TYPE	SURVEY TYPE	DATE SURVEY SENT
Category B	KEL-TECH PLASTICS INC	3510 S PINE ST	TACOMA WA 98409	325211 - Acetal resins manufacturing	Short Form	11/6/2014
Category B	KEVIN XU DDS MS PS INC	5038 TACOMA MALL BLVD	TACOMA WA 98409	621210 - Offices of Dentists	Short Form	12/28/2015
Category B	KEVIN'S AUTO REPAIR	1115 EARNEST S BRAZILL ST	TACOMA WA 98405	81111 - Automotive Mechanical and Electrical Repair and Maintenance	Short Form	3/24/2016
Category B	KIDS DENTAL	5401 6TH AVE 201	TACOMA WA 98406	621210 - Offices of Dentists	Short Form	12/28/2015
Category B	KIM VIET JEWELRY	756 S 38TH ST	TACOMA WA 98418	44831 - Jewelry Stores	Short Form	11/6/2014
Category B	KING SALIMON MARINE	609 E 11TH ST	TACOMA WA 98421		Short Form	7/7/2016
Category B	KLEEN BLAST	1448 ST PAUL AVE	TACOMA WA 98421	423830 - Bakery machinery and equipment merchant wholesalers	Short Form	6/26/2018
Category B	KWH HOUSING LLC	3801 S UNION AVE B	TACOMA WA 98409		Short Form	1/22/2018
Category B	KUNEY CONSTRUCTION	3032 S CEDAR ST	TACOMA WA 98409			
Category B	KUSTOM MATERIAL LAMINATOR	1616 ST PAUL AVE	TACOMA WA 98421	337110 - Bathroom vanities (except freestanding), stock or custom wood, manufacturing, 337110 - Wood Kitchen Cabinet and Countertop Manufacturing	Short Form	11/6/2014
Category B	LAKEWOOD FORD PRE-OWNED VEHICLES	6202 SOUTH TACOMA WAY	TACOMA WA 98409		Short Form	7/7/2016
Category B	LARSON AUTOMOTIVE GROUP	7629 SOUTH TACOMA WAY	TACOMA WA 98409	81111 - Automotive Mechanical and Electrical Repair and Maintenance	Short Form	3/29/2018
Category B	LARSON AUTOMOTIVE GROUP - HYUNDAI	7601 SOUTH TACOMA WAY	TACOMA WA 98409	423110 - All-terrain vehicles (ATVs) merchant wholesalers, 423110 - Automobile and Other Motor Vehicle Merchant Wholesalers	Short Form	11/25/2015
Category B	LARSON AUTOMOTIVE GROUP - VOLKSWAGEN	7633 SOUTH TACOMA WAY	TACOMA WA 98409	441110 - New Car Dealers	Short Form	3/22/2017
Category B	LAWN EQUIPMENT REPAIR OF TACOMA	3505 6TH AVE	TACOMA WA 98406	811411 - Engine repair, small engine	Short Form	11/6/2014
Category B	LEGACY RENOVATION PRDCTS & SRVCS INC	3001 S STEELE ST	TACOMA WA 98409	23611 - Residential Building Construction	Short Form	7/5/2016
Category B	LENS CRAFTERS	4502 S STEELE ST 304	TACOMA WA 98409	446130 - Lens grinding, ophthalmic, in retail stores	Short Form	10/8/2018
Category B	LEROY JEWELERS	940 BROADWAY	TACOMA WA 98402	44831 - Jewelry Stores	Short Form	7/5/2016
Category B	LES SCHWAB #301	5131 6TH AVE	TACOMA WA 98406	81111 - Automotive Mechanical and Electrical Repair and Maintenance	Short Form	7/25/2017
Category B	LIANGA PACIFIC INC	2120 PORT OF TACOMA RD	TACOMA WA 98421	321918 - Baseboards, floor, wood, manufacturing	Short Form	11/6/2014
Category B	LINCOLN PHARMACY	821 S 38TH ST	TACOMA WA 98418			
Category B	LINDQUIST DENTAL CLINIC FOR CHILDRN	3875 S 66TH ST	TACOMA WA 98409	621210 - Offices of Dentists	Short Form	12/28/2015
Category B	LINK PETROLEUM INC.	1440 PORT OF TACOMA RD	TACOMA WA 98421	44719 - Other Gasoline Stations	Short Form	7/7/2016
Category B	LLOYD AND WILSON AUTO SERVICE	631 S BAKER ST	TACOMA WA 98402			
Category B	LM DIGITAL	1129 ST PAUL AVE	TACOMA WA 98421		Short Form	6/26/2018
Category B	LOLO'S TIRES	4540 PACIFIC AVE	TACOMA WA 98418	441320 - Used tire dealers, 81111 - Automotive Mechanical and Electrical Repair and Maintenance	Short Form	8/19/2015

2018 Form 1  
Industrial User Survey Program Summary

PRETREATMENT CATEGORY	COMPANY NAME	DATE SURVEY RETURNED	DATE RESUBMITTAL REQUESTED	DATE COMPLETED SURVEY OBTAINED	LAST INSPECTION DATE	COMMENTS	Column 1
Category B	KEL-TECH PLASTICS INC	12/30/2014		6/27/2016	9/9/2016	emailed survey to mmiller@ketechnoplastics.com	10/1/2014
Category B	KEVIN XU DDS MS PS INC	1/14/2016		1/15/2016	1/2/2018		12/28/2015
Category B	KEVIN'S AUTO REPAIR	3/25/2016		4/8/2016	1/24/2018	Visited site for a business inspection on 3/24/2016 and gave Kevin a survey.	10/1/2014
Category B	KIDS DENTAL	1/13/2016		3/14/2016	8/11/2017		12/28/2015
Category B	KIM VIET JEWELRY	11/18/2014		11/19/2014	11/15/2018		10/1/2014
Category B	KING SALMON MARINE	7/18/2016		7/21/2016	11/20/2018		10/1/2014
Category B	KLEEN BLAST				2/28/2014		5/12/2014
Category B	KWH HOUSING LLC	2/26/2018		3/12/2018			6/30/2016
Category B	KUNEY CONSTRUCTION				4/6/2017		4/7/2017
Category B	KUSTOM MATERIAL LAMINATOR	11/24/2014		11/24/2014	12/6/2017		7/29/2013
Category B	LAKEWOOD FORD PRE-OWNED VEHICLES	7/29/2016		8/5/2016	4/20/2018		10/1/2014
Category B	LARSON AUTOMOTIVE GROUP	4/9/2018		6/26/2018	2/2/2018		10/1/2014
Category B	LARSON AUTOMOTIVE GROUP - HYUNDAI	1/13/2016		1/19/2016	11/20/2015		10/24/2013
Category B	LARSON AUTOMOTIVE GROUP - VOLKSWAGEN	6/26/2018		6/26/2018	4/5/2018		10/22/2013
Category B	LAWN EQUIPMENT REPAIR OF TACOMA	3/30/2016	3/28/2016	3/30/2016	5/20/2009		10/1/2014
Category B	LEGACY RENOVATION PRDCTS & SRVCS INC	7/14/2016		7/18/2016	8/3/2016		10/1/2014
Category B	LENS CRAFTERS	10/26/2018			12/7/2015		12/8/2015
Category B	LEROY JEWELERS	7/14/2016		7/18/2016	10/20/2009		10/1/2014
Category B	LES SCHWAB #301	8/21/2017		9/18/2017	10/12/2017		10/1/2014
Category B	LIANGA PACIFIC INC	11/18/2014		11/19/2014	8/19/2016		10/1/2014
Category B	LINCOLN PHARMACY				11/15/2018		12/5/2018
Category B	LINDQUIST DENTAL CLINIC FOR CHILDRN	4/15/2016	3/31/2016	4/15/2016			12/28/2015
Category B	LINK PETROLEUM INC.	7/15/2016		7/19/2016	8/2/2011		10/1/2014
Category B	LLOYD AND WILSON AUTO SERVICE				3/15/2018		3/15/2018
Category B	LM DIGITAL				6/8/2016		9/14/2015
Category B	LOLO'S TIRES	8/19/2015		8/19/2015	6/21/2017	Priority b inspection test log	10/1/2014

2018 Form 1  
Industrial User Survey Program Summary

PRETREATMENT CATEGORY	COMPANY NAME	ADDRESS	CITY STATE ZIP	NAICS OR SIC CODES BUSINESS TYPE	SURVEY TYPE	DATE SURVEY SENT
Category B	LONG PEST CONTROL INC	3402 S WASHINGTON ST	TACOMA WA 98409		Permit Application	10/19/2015
Category B	LOWE'S HIW INC	2701 S ORCHARD ST	TACOMA WA 98409	444110 - Home Centers, 444130 - Hardware stores	Short Form	12/20/2016
Category B	LUCENT AUTO WORKS	5202 S WASHINGTON ST	TACOMA WA 98409		Short Form	
Category B	LUCKS FOOD DECORATING COMPANY	3003 S PINE ST	TACOMA WA 98409	311942 - Chili pepper or powder manufacturing	Permit Application	
Category B	LUCKY DEVIL FARMS	3303 S 35TH ST B 6	TACOMA WA 98409	111419 - Herb farming, grown under cover	Short Form	1/22/2018
Category B	LUCKY LOOUS	1501 CENTER ST	TACOMA WA 98409	111422 - Plant, potted flower and foliage, growing, 812910 - Animal grooming services	Short Form	6/26/2018
Category B	M&J SERVICE	2402 6TH AVE	TACOMA WA 98406	81111 - Automotive Mechanical and Electrical Repair and Maintenance	Short Form	7/7/2016
Category B	M2 INNOVATIVE CONCEPTS	3032 S CEDAR ST	TACOMA WA 98409	327122 - Ceramic tiles, floor and wall, manufacturing, 561990 - Textile cutting services	Short Form	12/3/2015
Category B	MAACO AUTO PAINTING AND BODYWORK	3502 S PINE ST	TACOMA WA 98409	81111 - Automotive Mechanical and Electrical Repair and Maintenance	Short Form	4/6/2016
Category B	MAC GUY	819 S 9TH ST	TACOMA WA 98405	811211 - Consumer Electronics Repair and Maintenance	Short Form	6/26/2018
Category B	MACMILLAN PIPER INC	1509 TAYLOR WAY	TACOMA WA 98421	484220 - Specialized Freight (except Used Goods) Trucking Local, 488490 - Bridge, tunnel, and highway operations	Short Form	6/8/2018
Category B	MADERA FINE DECORATIVE FURNISHINGS	2210 COURT A	TACOMA WA 98402		Short Form	10/27/2016
Category B	MAIN STREET GROCERY & FUEL	901 MARTIN LUTHER KING JR WAY	TACOMA WA 98405	445 - Food and Beverage Stores, 447110 - Gasoline stations with convenience stores	Short Form	6/26/2018
Category B	MALM'S DRYCLEANING	1763 S JACKSON AVE	TACOMA WA 98465	81232 - Drycleaning and Laundry Services (except Coin-Operated)	Short Form	11/6/2014
Category B	MANKE LUMBER COMPANY INC	1717 MARINE VIEW DR	TACOMA WA 98422	321113 - Beams, wood, made from logs or bolts	Permit Application	7/20/2018
Category B	MANOR CARE - NURSING HOME	5601 S ORCHARD ST 101	TACOMA WA 98409	623110 - Nursing homes	Short Form	7/7/2016
Category B	MAPLE LEAF MOTORS	7035 SOUTH TACOMA WAY	TACOMA WA 98409			
Category B	MARINE FLOATS	1208 E D ST	TACOMA WA 98421	441222 - Marine supply dealers	Short Form	3/29/2018
Category B	MARK KADOSHIMA DDS PS	4835 PACIFIC AVE	TACOMA WA 98408	62121 - Offices of Dentists	Short Form	12/28/2015
Category B	MARK SANDBERG DDS PLLC	2702 S 42ND ST	TACOMA WA 98409	62121 - Offices of Dentists	Short Form	6/28/2016
Category B	MARKLEY ENTERPRISES INC	1106 CENTER ST	TACOMA WA 98409			
Category B	MARY'S AUTO REPAIR	6423 6TH AVE	TACOMA WA 98406		Short Form	11/24/2015
Category B	MATCH MART	4211 CENTER ST	TACOMA WA 98409	447110 - Gasoline stations with convenience stores	Short Form	10/8/2018
Category B	MAX AUTO DETAILING	4308 S WASHINGTON ST	TACOMA WA 98409	81111 - Automotive Mechanical and Electrical Repair and Maintenance	Short Form	7/7/2016
Category B	MAXI SPACE	3608 S 74TH ST	TACOMA WA 98409	493110 - Bonded warehousing, general merchandise	Short Form	6/26/2018
Category B	MCKINLEY CAR WASH	7212 MCKINLEY AVE	TACOMA WA 98404	811192 - Car Washes	Short Form	4/15/2016

2018 Form 1  
Industrial User Survey Program Summary

PRETREATMENT CATEGORY	COMPANY NAME	DATE SURVEY RETURNED	DATE RESUBMITTAL REQUESTED	DATE COMPLETED SURVEY OBTAINED	LAST INSPECTION DATE	COMMENTS	Column 1
Category B	LONG PEST CONTROL INC	11/19/2015		11/20/2015	7/23/2013	DOMESTIC EQ.	10/24/2013
Category B	LOWES HIW INC	3/22/2017		3/22/2017	7/3/2018	User Survey 2016	1/1/2013
Category B	LUCENT AUTO WORKS	11/3/2016		11/10/2016	10/17/2016		10/1/2014
Category B	LUCKS FOOD DECORATING COMPANY			6/2/2015	12/23/2014	The City requested Lucks fill out a permit application due to Luck's color discharge impacting CTP.	10/1/2014
Category B	LUCKY DEVIL FARMS	3/13/2018		3/13/2018	3/14/2018		1/10/2018
Category B	LUCKY LOOUS				4/1/2015		10/1/2014
Category B	M&J SERVICE	7/21/2016		7/25/2016	10/4/2016		10/1/2014
Category B	M2 INNOVATIVE CONCEPTS	12/9/2015		12/18/2015	12/3/2015		5/12/2015
Category B	MAACO AUTO PAINTING AND BODYWORK	4/18/2016		4/18/2016	4/6/2016		10/1/2014
Category B	MAC GUY				10/2/2018		12/22/2017
Category B	MACMILLAN PIPER INC	6/27/2018		6/28/2018	9/11/2017		7/29/2013
Category B	MADERA FINE DECORATIVE FURNISHINGS	11/28/2016		11/29/2016	2/15/2013		10/1/2014
Category B	MAIN STREET GROCERY & FUEL	10/26/2018		10/26/2018	10/10/2018		10/24/2013
Category B	MALM'S DRYCLEANING	11/17/2014		11/18/2014	11/28/2017		10/1/2014
Category B	MANKE LUMBER COMPANY INC	12/3/2018		12/5/2018	10/5/2018		7/29/2013
Category B	MANOR CARE - NURSING HOME	7/15/2016		7/21/2016	4/21/2016		10/20/2015
Category B	MAPLE LEAF MOTORS				7/11/2018		7/12/2018
Category B	MARINE FLOATS	5/9/2018		5/17/2018	8/8/2016		10/1/2014
Category B	MARK KADOSHIMA DDS PS	1/8/2016		1/11/2016	12/2/2016		8/12/2015
Category B	MARK SANDBERG DDS PLLC	7/7/2016		10/27/2016	5/21/2010		10/1/2014
Category B	MARKLEY ENTERPRISES INC						12/7/2018
Category B	MARY'S AUTO REPAIR	12/7/2015		12/16/2015	10/27/2015	Hand Delivered	10/27/2015
Category B	MATCH MART				10/8/2018		1/1/2013
Category B	MAX AUTO DETAILING	7/15/2016		7/19/2016	2/15/2018		10/1/2014
Category B	MAXI SPACE				12/13/2018		1/1/2013
Category B	MCKINLEY CAR WASH	6/10/2016		6/22/2016	6/19/2017	Hand delivered the Short Form User Survey.	9/26/2013

2018 Form 1  
Industrial User Survey Program Summary

PRETREATMENT CATEGORY	COMPANY NAME	ADDRESS	CITY STATE ZIP	NAICS OR SIC CODES BUSINESS TYPE	SURVEY TYPE	DATE SURVEY SENT
Category B	MCKINLEY TIRES	7234 MCKINLEY AVE	TACOMA WA 98404		Short Form	11/17/2016
Category B	MCKINNEY TRAILER RENTALS	1701 PORT OF TACOMA RD	TACOMA WA 98421	532120 - Truck tractor rental or leasing	Short Form	
Category B	MD AUTO SALES INC.	7034 SOUTH TACOMA WAY	TACOMA WA 98409		Short Form	1/25/2016
Category B	MEADOW PARK GOLF COURSE	7108 LAKEWOOD DR W	TACOMA WA 98467	713910 - Golf and country clubs	Short Form	6/26/2018
Category B	MECHANICAL & CONTROL SERVICES, INC	6426 18TH ST E	FIFE WA 98424		Short Form	6/26/2018
Category B	MEGA METAL RECYCLING	3011 S FIFE ST	TACOMA WA 98409			
Category B	MEINEKE AUTO REPAIR	3024 6TH AVE	TACOMA WA 98406	8111 - Automotive Repair and Maintenance	Short Form	7/25/2017
Category B	METAL MAGIC	5621 SOUTH TACOMA WAY	TACOMA WA 98409	81111 - Automotive Mechanical and Electrical Repair and Maintenance	Short Form	10/27/2016
Category B	METRO KANDLE PARK	5302 N 26TH ST	TACOMA WA 98406		Short Form	7/25/2017
Category B	METRO PARKS MAINTENANCE SHOP	5402 N SHIRLEY ST	TACOMA WA 98407		Short Form	6/26/2018
Category B	METROPOLITAN VETERINARY HOSPITAL	401 FAWCETT AVE 100	TACOMA WA 98402	45392 - Vet Dealers, 54194 - Veterinary Services, 541940 - Veterinary clinics	Short Form	3/28/2018
Category B	MEXICO AUTO REPAIR	501 E 34TH ST	TACOMA WA 98404	81111 - Automotive Mechanical and Electrical Repair and Maintenance	Short Form	7/7/2016
Category B	MICHAELS GOLDSMITH SR INC	5233 S WASHINGTON ST	TACOMA WA 98409	44831 - Jewelry Stores	Short Form	7/5/2016
Category B	MIDAS	6420 6TH AVE	TACOMA WA 98465	811111 - General automotive repair shops, 811118 - Automotive brake repair shops	Short Form	6/10/2016
Category B	MILASICH CHIROPRACTIC CENTER	6615 6TH AVE	TACOMA WA 98406		Short Form	1/12/2016
Category B	MILLENNIUM GREEN	1944 MILWAUKEE WAY	TACOMA WA 98421	111988 - All Other Miscellaneous Crop Farming, 336413 - Aircraft assemblies, subassemblies, and parts (except engines) manufacturing	Short Form	1/22/2018
Category B	MILLER PAINT COMPANY	5252 S WASHINGTON ST	TACOMA WA 98409	44412 - Paint and Wallpaper Stores	Short Form	7/7/2016
Category B	MILLERS JEWELRY	4602 PACIFIC AVE	TACOMA WA 98408		Short Form	6/23/2017
Category B	MINUTEMAN PRESS	1111 A ST	TACOMA WA 98402	32311 - Printing	Short Form	11/6/2014
Category B	MODUTECH MARINE INC	2218 MARINE VIEW DR	TACOMA WA 98422	336611 - Barge building, 71393 - Marinas	Short Form	11/6/2014
Category B	MOMMA CHAN	3303 S 35TH ST B 23	TACOMA WA 98409	111419 - Herb farming, grown under cover	Short Form	3/29/2018
Category B	MORRELL'S DRY CLEANERS	608 N 1ST ST	TACOMA WA 98403			
Category B	MOTORS NORTHWEST	7007 SOUTH TACOMA WAY	TACOMA WA 98409	441120 - Used Car Dealers	Short Form	7/7/2016
Category B	MOTORS NW	7007 SOUTH TACOMA WAY	TACOMA WA 98409		Short Form	12/20/2016
Category B	MOUSE MEAT	4732 S WASHINGTON ST	TACOMA WA 98409	8111 - Automotive Repair and Maintenance, 811111 - Automotive repair and replacement shops, general	Short Form	2/2/2017
Category B	MIR ZS AUTOMOTIVE	4540 S WASHINGTON ST #2	TACOMA WA 98409	811111 - Automotive repair and replacement shops, general	Short Form	12/12/2016

2018 Form 1  
Industrial User Survey Program Summary

PRETREATMENT CATEGORY	COMPANY NAME	DATE SURVEY RETURNED	DATE RESUBMITTAL REQUESTED	DATE COMPLETED SURVEY OBTAINED	LAST INSPECTION DATE	COMMENTS	Column 1
Category B	MCKINLEY TIRES	7/17/2017	1/20/2017	7/24/2017			11/17/2016
Category B	MCKINNEY TRAILER RENTALS	9/3/2015		9/4/2015	10/30/2018		1/1/2013
Category B	MD AUTO SALES INC.	1/12/2016		1/26/2016	12/28/2015		10/24/2013
Category B	MEADOW PARK GOLF COURSE						10/24/2013
Category B	MECHANICAL & CONTROL SERVICES, INC				3/23/2017		5/5/2017
Category B	MEGA METAL RECYCLING				10/30/2018		10/2/2018
Category B	MEINEKE AUTO REPAIR	4/13/2018	3/29/2018	5/7/2018	1/12/2018		1/1/2013
Category B	METAL MAGIC	11/7/2016		11/10/2016	8/30/2016		10/1/2014
Category B	METRO KANDLE PARK			8/28/2018	1/3/2019	Hand Delivered	1/1/2013
Category B	METRO PARKS MAINTENANCE SHOP			8/28/2018	5/3/2018		10/1/2014
Category B	METROPOLITAN VETERINARY HOSPITAL	4/4/2018		4/9/2018	6/10/2011	Address was missing the suite number. I looked it up and added it to the mailing label. Needs to be fixed in database. Suite number is 100.	10/1/2014
Category B	MEXICO AUTO REPAIR	7/27/2016		8/2/2016	10/20/2008		10/1/2014
Category B	MICHAELS GOLDSMITH SR INC	7/15/2016		7/18/2016	4/29/2009		10/1/2014
Category B	MIDAS	6/15/2016		6/22/2016	6/10/2016	Hand Delivered	6/10/2016
Category B	MILASICH CHIROPRACTIC CENTER	1/7/2016		1/15/2016	4/21/2017	Sent on 12/28/15	7/16/2014
Category B	MILLENNIUM GREEN	2/9/2018		2/14/2018	9/27/2016		10/1/2014
Category B	MILLER PAINT COMPANY	8/8/2016		8/10/2016	1/12/2018		10/1/2014
Category B	MILLERS JEWELRY	6/23/2017		6/23/2017	6/26/2017	Hand delivered and completed while on site	6/23/2017
Category B	MINUTEMAN PRESS	11/21/2014		11/22/2014	8/2/2016		10/1/2014
Category B	MODUTECH MARINE INC	11/14/2014		11/15/2014	10/8/2010		10/1/2014
Category B	MOMMA CHAN	4/30/2018		5/11/2018	8/18/2017		1/10/2018
Category B	MORRELL'S DRY CLEANERS				12/7/2017		12/7/2017
Category B	MOTORS NORTHWEST	7/18/2016		7/21/2016	6/23/2014		6/24/2014
Category B	MOTORS NW	12/29/2016		1/5/2017	6/30/2016		6/24/2014
Category B	MOUSE MEAT	2/2/2017		2/2/2017			2/2/2017
Category B	MIR ZS AUTOMOTIVE			1/23/2017	9/27/2016		3/25/2015



2018 Form 1  
Industrial User Survey Program Summary

PRETREATMENT CATEGORY	COMPANY NAME	ADDRESS	CITY STATE ZIP	NAICS OR SIC CODES BUSINESS TYPE	SURVEY TYPE	DATE SURVEY SENT
Category B	MULLAN'S COLLISION CENTER	2201 PACIFIC AVE	TACOMA WA 98402	81111 - Automotive Mechanical and Electrical Repair and Maintenance	Short Form	4/29/2016
Category B	MULTI-CARE BOILER PLANT	304 S I ST	TACOMA WA 98405	622110 - General medical and surgical hospitals	Short Form	6/26/2018
Category B	MULTICARE MATERNAL FAMILY MEDICINE	316 N L ST	TACOMA WA 98403	621111 - MDs' (medical doctors, except mental health) offices (e.g., centers, clinics)	Short Form	6/26/2018
Category B	MULTICARE MATERNAL FETAL MEDICINE	1019 DIVISION AVE	TACOMA WA 98403	621111 - Offices of Physicians (except Mental Health Specialists)	Short Form	3/29/2018
Category B	MULTICARE MEDICAL CENTER - 409 S J ST	409 S J ST	TACOMA WA 98405	621111 - Medical doctors' (MDs, except mental health) offices (e.g., centers, clinics)	Short Form	6/26/2018
Category B	MULTICARE PRINT SHOP	124 TACOMA AVE S	TACOMA WA 98402	32311 - Printing	Short Form	11/12/2014
Category B	MULTICARE WEST TACOMA URGENT CARE	2209 N PEARL ST 100	TACOMA WA 98406		Short Form	7/25/2017
Category B	MWENSOTI LLC	1938 MILWAUKEE WAY	TACOMA WA 98421		Short Form	6/26/2018
Category B	MY GOODS - 76 FUEL STOP	2602 N PEARL ST	TACOMA WA 98407		Short Form	6/26/2018
Category B	NARROWS MARINA LLC	9004 19TH ST W	TACOMA WA 98466	713930 - Marinas	Short Form	11/3/2016
Category B	NESS AND CAMPBELL CRANE INC.	1114 ST PAUL AVE	TACOMA WA 98421	238990 - Crane rental with operator, 333120 - Cranes, construction-type, manufacturing	Short Form	11/10/2015
Category B	NICHOLSON ENGINEERING COMPANY	680 E 11TH ST	TACOMA WA 98421	3327 - Machine Shops; Turned Product; and Screw Nut and Bolt Manufacturing	Short Form	11/6/2014
Category B	NICHOLSON INDUSTRIAL COMPONENTS	2102 MARSHALL AVE	TACOMA WA 98421	33271 - Machine Shops	Short Form	6/26/2018
Category B	NICO'S BODY SHOP	4003 MCKINLEY AVE	TACOMA WA 98404		Short Form	10/5/2017
Category B	NIM TIRE AND AUTOMOTIVE SERVICE	5602 S PARK AVE	TACOMA WA 98408	81111 - Automotive Mechanical and Electrical Repair and Maintenance	Short Form	10/25/2016
Category B	NORDLUND BOAT COMPANY	2408 PORT OF TACOMA RD	TACOMA WA 98421	424720 - Petroleum and Petroleum Products Merchant Wholesalers (except Bulk Stations and Terminals)	Short Form	
Category B	NORDLUND BOAT COMPANY INC	1626 MARINE VIEW DR	TACOMA WA 98422	336612 - Air boat building	Short Form	11/6/2014
Category B	NORTH END CLEANERS	3205 6TH AVE	TACOMA WA 98406	81232 - Drycleaning and Laundry Services (except Coin-Operated)	Short Form	11/6/2014
Category B	NORTH WEST ROOTS	1520 CENTER ST D	TACOMA WA 98409	111419 - Herb farming, grown under cover	Short Form	1/22/2018
Category B	NORTHWEST CONTAINER SERVICES	1801 TAYLOR WAY	TACOMA WA 98421		Short Form	6/2/2017
Category B	NORTHWEST DETENTION CENTER	1623 E J ST	TACOMA WA 98421	922140 - Detention centers	Permit Application	7/5/2016
Category B	NORTHWEST IMPRESSIONS	5407 SOUTH TACOMA WAY	TACOMA WA 98409	323111 - Address lists gravure printing without publishing	Short Form	11/6/2014
Category B	NORTHWEST MARINE CONSTRUCTION INC	1112 E ALEXANDER AVE	TACOMA WA 98421	237990 - Anchored earth retention contractors	Short Form	11/6/2014
Category B	NORTHWEST RADIATOR WORKS INC	2120 SOUTH TACOMA WAY	TACOMA WA 98409	336399 - Radiators and cores manufacturing	Short Form	11/30/2015
Category B	NORTHWEST STEEL & PIPE, INC	4802 S PROCTOR ST	TACOMA WA 98409	423510 - Bars, metal (except precious), merchant wholesalers	Short Form	11/6/2014
Category B	NORTHWEST WIRE ROPE & SLING COMPANY	1952 MILWAUKEE WAY	TACOMA WA 98421	423510 - Bars, metal (except precious), merchant wholesalers	Short Form	7/5/2016
Category B	NU WAY CLEANERS	201 S 40TH ST	TACOMA WA 98418	81232 - Drycleaning and Laundry Services (except Coin-Operated)	Short Form	11/6/2014

2018 Form 1  
Industrial User Survey Program Summary

PRETREATMENT CATEGORY	COMPANY NAME	DATE SURVEY RETURNED	DATE RESUBMITTAL REQUESTED	DATE COMPLETED SURVEY OBTAINED	LAST INSPECTION DATE	COMMENTS	Column 1
Category B	MULLAN'S COLLISION CENTER	5/13/2016		5/19/2016	7/29/2016		10/1/2014
Category B	MULTI-CARE BOILER PLANT				8/25/2017		1/1/2013
Category B	MULTI-CARE MATERNAL FAMILY MEDICINE				1/11/2010		10/1/2014
Category B	MULTI-CARE MATERNAL FETAL MEDICINE	4/4/2018		4/4/2018	1/11/2010		10/1/2014
Category B	MULTI-CARE MEDICAL CENTER - 409 S J ST				7/23/2010		10/1/2014
Category B	MULTI-CARE PRINT SHOP	11/18/2014		6/27/2016	10/28/2009		10/1/2014
Category B	MULTI-CARE WEST TACOMA URGENT CARE	8/7/2017		8/8/2017	11/13/2018		10/1/2014
Category B	MWENSOTI LLC						12/5/2017
Category B	MY GOODS - 76 FUEL STOP				3/14/2018		1/1/2013
Category B	NARROWS MARINA LLC	11/21/2016		11/22/2016	7/14/2015		6/22/2015
Category B	NESS AND CAMPBELL CRANE INC.	7/19/2016		7/25/2016	12/6/2017		7/29/2013
Category B	NICHOLSON ENGINEERING COMPANY	12/1/2014		6/27/2016	5/29/2014		5/29/2014
Category B	NICHOLSON INDUSTRIAL COMPONENTS				11/9/2011		10/1/2014
Category B	NICO'S BODY SHOP	10/23/2017		11/6/2017	7/27/2017		6/14/2017
Category B	NM TIRE AND AUTOMOTIVE SERVICE	11/2/2016		11/10/2016	11/13/2017		10/1/2014
Category B	NORDLUND BOAT COMPANY			3/18/2016	6/26/2018	Inspection at new busines	1/1/2013
Category B	NORDLUND BOAT COMPANY INC	12/4/2014		12/5/2014	3/18/2016		10/1/2014
Category B	NORTH END CLEANERS	11/18/2014		12/21/2015	12/4/2015	INSPECTION NEEDED - REFERRED TO GENERAL INSPECTION GROUP.	10/1/2014
Category B	NORTH WEST ROOTS	2/1/2018		2/12/2018			1/10/2018
Category B	NORTHWEST CONTAINER SERVICES	7/7/2017		7/13/2017	10/26/2018	INDUSTRIAL PROPERTY OFF MARKET	8/8/2013
Category B	NORTHWEST DETENTION CENTER	7/18/2016		7/20/2016	6/11/2018		7/29/2013
Category B	NORTHWEST IMPRESSIONS	11/17/2014		11/18/2014	1/11/2018		10/1/2014
Category B	NORTHWEST MARINE CONSTRUCTION INC	11/17/2014		11/18/2014	8/10/2011		10/1/2014
Category B	NORTHWEST RADIATOR WORKS INC	12/3/2015		12/16/2015	11/30/2015		10/1/2014
Category B	NORTHWEST STEEL & PIPE, INC			11/24/2014	5/24/2018		1/1/2013
Category B	NORTHWEST WIRE ROPE & SLING COMPANY	7/27/2016		8/2/2016	7/9/2013		10/1/2014
Category B	NU WAY CLEANERS	8/8/2015		8/9/2015	6/14/2017		10/1/2014

2018 Form 1  
Industrial User Survey Program Summary

PRETREATMENT CATEGORY	COMPANY NAME	ADDRESS	CITY STATE ZIP	NAICS OR SIC CODES BUSINESS TYPE	SURVEY TYPE	DATE SURVEY SENT
Category B	NU-TREAD TIRES	1313 E 25TH ST	TACOMA WA 98421	423130 - Tire and Tube Merchant Wholesalers	Short Form	6/26/2018
Category B	NUCCIO'S HEATING / DESTINATION RENTALS	7014 6TH AVE	TACOMA WA 98465	532120 - Truck Utility Trailer and RV (Recreational Vehicle) Rental and Leasing	Short Form	6/30/2016
Category B	O'NEILL'S MOBILE MARINE & RV SVC	4401 S ORCHARD ST	TACOMA WA 98409		Short Form	11/9/2018
Category B	O'REILLY AUTO PARTS-1710	3026 S 38TH ST	TACOMA WA 98409	441310 - Auto supply stores	Short Form	
Category B	OLYMPIC AUTO CENTER	6629 SOUTH TACOMA WAY	TACOMA WA 98409	81111 - Automotive Mechanical and Electrical Repair and Maintenance	Short Form	3/29/2018
Category B	OLYMPIC BRAKE SUPPLY	2590 PACIFIC HWY E	FIFE WA 98424	423120 - Automotive parts, new, merchant wholesalers, 423120 - Engines and parts, automotive, new, merchant wholesalers	Short Form	7/8/2016
Category B	OLYMPIC CHEMICAL	1002 E D ST	TACOMA WA 98421	561990 - All Other Support Services	Short Form	11/6/2014
Category B	OLYMPIC CONTAINER TERMINAL LLC	710 PORT OF TACOMA RD	TACOMA WA 98421	488390 - Cargo checkers, marine	Short Form	3/29/2017
Category B	OLYMPIC MACHINE & WLDNG INC	2420 PORT OF TACOMA RD	TACOMA WA 98421	332710 - Chemical milling job shops	Short Form	7/5/2016
Category B	OLYMPIC PIPE LINE COMPANY	535 E E ST	TACOMA WA 98421	486110 - Booster pumping station, crude oil transportation, 486110 - Crude oil pipeline transportation	Short Form	6/29/2018
Category B	ONE LEAF VINEYARD	6439 S CLEMENT AVE	TACOMA WA 98409		Permit Application	12/12/2017
Category B	PACIFIC ATLANTIC EXPRESS	2007 STEWART ST	TACOMA WA 98421	483211 - Barge transportation, canal (freight)	Short Form	11/6/2014
Category B	PACIFIC AUTO AIR LTD	9444 PACIFIC AVE	TACOMA WA 98444	811111 - Automotive repair and replacement shops, general, 811191 - Automotive oil change and lubrication shops	Short Form	7/8/2016
Category B	PACIFIC AVENUE AUTO SPA	4615 PACIFIC AVE	TACOMA WA 98408	811192 - Automotive detailing services (i.e., cleaning, polishing)	Short Form	11/25/2015
Category B	PACIFIC CATARACT AND LASER INSTITUTE	2915 S ALDER ST	TACOMA WA 98409		Short Form	12/29/2015
Category B	PACIFIC COAST FARMS	3303 S 35TH ST A 7	TACOMA WA 98409	111419 - Herb farming, grown under cover	Short Form	3/26/2018
Category B	PACIFIC FUNCTIONAL FLUIDS LLC	2244 PORT OF TACOMA RD	TACOMA WA 98421	324110 - Acid oils made in petroleum refineries	Short Form	7/8/2016
Category B	PACIFIC KITCHENS	2729 S HOSMER ST	TACOMA WA 98409	238350 - Aluminum door and window, residential-type, installation	Short Form	12/6/2016
Category B	PACIFIC MOTOR COMPANY INC	1408 MARTIN LUTHER KING JR WAY	TACOMA WA 98405		Short Form	
Category B	PACIFIC MOUNT INC	4723 S WASHINGTON ST	TACOMA WA 98409	322130 - Container board stock manufacturing, 322222 - Adhesive tape (except medical) made from purchased materials	Short Form	11/6/2014
Category B	PACIFIC RAIL SERVICES	1821 MILWAUKEE WAY	TACOMA WA 98421	488210 - Freight car cleaning services	Short Form	11/3/2016
Category B	PALLET SERVICES	1651 LINCOLN AVE	TACOMA WA 98421	321920 - Ammunition boxes, wood, manufacturing	Short Form	11/3/2016
Category B	PATRICK MBITU NJENGA	3123 N 9TH ST	TACOMA WA 98406		Short Form	10/15/2018
Category B	PCC LOGISTICS -THORNE AVE	1157 THORNE RD	TACOMA WA 98421		Short Form	11/6/2014
Category B	PEARL FUEL STOP	4801 N PEARL ST	TACOMA WA 98407		Short Form	10/27/2016
Category B	PEARL SHELL STATION AND CAR WASH	5744 N 26TH ST	TACOMA WA 98406	44711 - Gasoline Stations with Convenience Stores	Short Form	4/29/2016
Category B	PENSKE TRUCK LSNG CO LP	1460 THORNE RD	TACOMA WA 98421		Short Form	

2018 Form 1  
Industrial User Survey Program Summary

PRETREATMENT CATEGORY	COMPANY NAME	DATE SURVEY RETURNED	DATE RESUBMITTAL REQUESTED	DATE COMPLETED SURVEY OBTAINED	LAST INSPECTION DATE	COMMENTS	Column 1
Category B	NU-TREAD TIRES				8/9/2016		10/1/2014
Category B	NUCCIO'S HEATING / DESTINATION RENTALS	7/20/2016		7/25/2016	11/2/2016		7/15/2013
Category B	O'NEILL'S MOBILE MARINE & RV SVC	12/4/2018		12/26/2018			11/8/2018
Category B	O'REILLY AUTO PARTS-1710	8/9/2016		10/27/2016	9/2/2016	Business Inspection	10/1/2014
Category B	OLYMPIC AUTO CENTER	4/12/2018		4/23/2018	2/1/2018		10/1/2014
Category B	OLYMPIC BRAKE SUPPLY	7/19/2016		7/25/2016	10/8/2015		10/8/2015
Category B	OLYMPIC CHEMICAL	12/2/2014		12/3/2014	7/28/2014		6/20/2014
Category B	OLYMPIC CONTAINER TERMINAL LLC	5/5/2017		5/8/2017			4/16/2015
Category B	OLYMPIC MACHINE & WLDNG INC	7/11/2016		7/21/2016	3/9/2011	emailed survey to omwinc@harbomet.com	10/1/2014
Category B	OLYMPIC PIPE LINE COMPANY				6/4/2018		1/1/2013
Category B	ONE LEAF VINEYARD	12/21/2017		4/9/2018			12/13/2017
Category B	PACIFIC ATLANTIC EXPRESS			12/18/2014	3/26/2013		10/1/2014
Category B	PACIFIC AUTO AIR LTD	7/18/2016		7/21/2016	9/10/2008		10/1/2014
Category B	PACIFIC AVENUE AUTO SPA	11/10/2015		3/7/2016	8/25/2016		1/1/2013
Category B	PACIFIC CATARACT AND LASER INSTITUTE	1/13/2016		1/25/2016	3/24/2009		10/1/2014
Category B	PACIFIC COAST FARMS	4/9/2018		4/10/2018	8/18/2017		3/14/2018
Category B	PACIFIC FUNCTIONAL FLUIDS LLC	7/15/2016		7/19/2016	12/11/2017	INSPECTION NEEDED - REFERRED TO GENERAL INSPECTION GROUP.	5/12/2015
Category B	PACIFIC KITCHENS	6/13/2017	4/14/2016	6/19/2017	11/9/2016		10/1/2014
Category B	PACIFIC MOTOR COMPANY INC	12/10/2015		1/8/2016	12/15/2015	Survey was dropped off 12/2/2015 with Greg Donohue	1/1/2013
Category B	PACIFIC MOUNT INC	11/24/2014		7/6/2016	4/2/2015	INSPECTION NEEDED - REFERRED TO GENERAL INSPECTION GROUP.	10/1/2014
Category B	PACIFIC RAIL SERVICES	5/9/2017		5/11/2017	2/6/2017		1/1/2013
Category B	PALLET SERVICES	11/21/2016		11/22/2016	11/28/2016		10/1/2014
Category B	PATRICK MBITU NJENGA						10/15/2018
Category B	PCC LOGISTICS -THORNE AVE	11/17/2014		11/18/2014	5/20/2013		10/1/2014
Category B	PEARL FUEL STOP	11/16/2016		11/17/2016	1/31/2019		10/1/2014
Category B	PEARL SHELL STATION AND CAR WASH	6/17/2016		6/29/2016	11/2/2016		10/1/2014
Category B	PENSKE TRUCK LSNG CO LP	10/2/2015		10/2/2015	6/19/2018		1/1/2013

2018 Form 1  
Industrial User Survey Program Summary

PRETREATMENT CATEGORY	COMPANY NAME	ADDRESS	CITY STATE ZIP	NAICS OR SIC CODES BUSINESS TYPE	SURVEY TYPE	DATE SURVEY SENT
Category B	PEOPLES DRY CLEANERS	626 S SPRAGUE AVE	TACOMA WA 98405	81232 - Drycleaning and Laundry Services (except Coin-Operated)	Short Form	11/3/2016
Category B	PERMA	1610 CENTER ST	TACOMA WA 98409		Short Form	1/22/2018
Category B	PETRICH MARINE	1118 E D ST	TACOMA WA 98421	493110 - Bonded warehousing, general merchandise	Short Form	2/17/2015
Category B	PHIL'S AUTO CARE INC	1453 E 26TH ST	TACOMA WA 98421		Short Form	10/27/2016
Category B	PHILLIPS 66 COMPANY	520 E D ST	TACOMA WA 98421	42471 - Petroleum Bulk Stations and Terminals	Short Form	
Category B	PHOENIX ENVIRONMENTAL TRANSFER SITE	2212 PORT OF TACOMA RD	TACOMA WA 98421	56221 - Waste Treatment and Disposal	Short Form	6/26/2018
Category B	PICH KIRI JEWELRY	772 S 38TH ST	TACOMA WA 98418	44831 - Jewelry Stores	Short Form	11/6/2014
Category B	PIERCE COUNTY FLEET SERVICES	2406 PACIFIC AVE	TACOMA WA 98402	811111 - General Automotive Repair	Short Form	7/19/2017
Category B	PIERCE TRANSIT GARAGE - COMMERCE	930 COMMERCE ST	TACOMA WA 98402	81293 - Parking Lots and Garages	Short Form	10/27/2016
Category B	PILOT EXPRESS	1440 PUJALLUP AVE	TACOMA WA 98421	447110 - Gasoline Stations with Convenience Stores	Short Form	
Category B	PIONEER BLDG SPLY CO INC	5401 S BURLINGTON WAY	TACOMA WA 98409	423310 - Roofing materials, wood, merchant wholesalers, 423330 - Asphalt roofing shingles merchant wholesalers, 444190 - Roofing material dealers	Short Form	12/20/2016
Category B	PLANNED PARENTHOOD OF W W	1515 MARTIN LUTHER KING JR WAY	TACOMA WA 98405	621111 - MDs' (medical doctors, except mental health) offices (e.g., centers, clinics)	Short Form	6/26/2018
Category B	PLATINUM LEAF SOCIETY	2232 PORT OF TACOMA RD	TACOMA WA 98421		Short Form	6/26/2018
Category B	PLUMB SIGNS INC	909 S 28TH ST	TACOMA WA 98409	339950 - Billboards manufacturing	Short Form	11/6/2014
Category B	POINT DEFIANCE BOATHOUSE MARINA	5912 N WATERFRONT DR	TACOMA WA 98407		Short Form	12/29/2015
Category B	POINT DEFIANCE ZOO AND AQUARIUM	5715 N ANIMAL LOOP RD	TACOMA WA 98407	712130 - Zoos	Short Form	8/4/2016
Category B	POLISHED IMAGE DETAILING-0430	5233 S WASHINGTON ST	TACOMA WA 98409	811192 - Detailing services (i.e., cleaning and polishing), automotive	Short Form	9/16/2015
Category B	POLYMER INDUSTRIES-ULTRA POLY DIV	2404 CENTER ST	TACOMA WA 98409	325211 - Plastics Material and Resin Manufacturing, 326121 - Casings, sausage, nonrigid plastics, manufacturing	Short Form	11/3/2016
Category B	POP'S DELI MART	7202 6TH AVE	TACOMA WA 98406		Short Form	3/29/2018
Category B	PORT COMMERCE CENTER BLDNG #5	2309 MILWAUKEE WAY	TACOMA WA 98421	493110 - General Warehousing and Storage	Short Form	6/26/2018
Category B	PORT OF TACOMA (2ND) MAINTENANCE SHOP	3302 E 11TH ST	TACOMA WA 98421		Short Form	
Category B	PORT OF TACOMA EAST BLAIR 1	2340 E ALEXANDER AVE	TACOMA WA 98421	488320 - Loading and unloading services at ports and harbors	Short Form	11/3/2016
Category B	PORT OF TACOMA NORTH INTERMODAL YARD	301 PORT OF TACOMA RD	TACOMA WA 98421	488320 - Loading and unloading services at ports and harbors	Short Form	11/3/2016
Category B	PORT OF TACOMA SOUTH INTERMODAL YARD	1123 MILWAUKEE WAY	TACOMA WA 98421	488320 - Loading and unloading services at ports and harbors	Short Form	11/3/2016
Category B	PORTS AMERICA/PIERCE CO. TERMINAL	710 PORT OF TACOMA RD	TACOMA WA 98421	488320 - Loading and unloading services at ports and harbors, 488320 - Marine Cargo Handling	Short Form	3/30/2018
Category B	PORTSIDE INDUSTRIAL PARK	1401 ST PAUL AVE	TACOMA WA 98421		Short Form	11/21/2016

2018 Form 1  
Industrial User Survey Program Summary

PRETREATMENT CATEGORY	COMPANY NAME	DATE SURVEY RETURNED	DATE RESUBMITTAL REQUESTED	DATE COMPLETED SURVEY OBTAINED	LAST INSPECTION DATE	COMMENTS	Column 1
Category B	PEOPLES DRY CLEANERS			4/10/2017	11/1/2016		10/1/2014
Category B	PERMA	3/26/2018		4/9/2018	8/16/2012		10/1/2014
Category B	PETROCHIMARINE	2/24/2015		2/25/2015			5/12/2015
Category B	PHIL'S AUTO CARE INC	11/3/2016		11/10/2016	10/16/2018		1/1/2013
Category B	PHILLIPS 66 COMPANY	12/7/2015	12/2/2015	1/7/2016	5/25/2017		5/12/2015
Category B	PHOENIX ENVIRONMENTAL TRANSFER SITE			8/28/2018	12/15/2015	Business inspection- hand delivered the short form- ssw	10/1/2014
Category B	PICH KIRI JEWELRY			11/14/2014	11/15/2018	DOMESTIC EQ	10/1/2014
Category B	PIERCE COUNTY FLEET SERVICES	7/21/2017		7/21/2017	10/27/2017		4/22/2013
Category B	PIERCE TRANSIT GARAGE - COMMERCE	12/6/2016		12/7/2016	12/29/2011		10/1/2014
Category B	PILOT EXPRESS	5/12/2016		5/13/2016	1/19/2018	Hand delivered during inspection	1/1/2013
Category B	PIONEER BLDG SPLY CO INC	1/19/2017		1/26/2017	6/18/2018		10/24/2013
Category B	PLANNED PARENTHOOD OF W W				2/4/2010		10/1/2014
Category B	PLATINUM LEAF SOCIETY						1/10/2018
Category B	PLUMB SIGNS INC	11/24/2014		4/14/2016	7/26/2018		10/1/2014
Category B	POINT DEFIANCE BOATHOUSE MARINA	1/14/2016		2/3/2016	5/8/2018		10/1/2014
Category B	POINT DEFIANCE ZOO AND AQUARIUM			8/4/2016	1/29/2019		1/20/2015
Category B	POLISHED IMAGE DETAILING-0430	7/6/2016	6/21/2016	7/8/2016	4/24/2017	Hand delivered to business owner Brian Churchill (Business Owner).	10/1/2014
Category B	POLYMER INDUSTRIES-JULTRA POLY DIV	11/17/2016		11/21/2016	6/26/2018		10/1/2014
Category B	POP'S DELI MART	4/20/2018		5/1/2018	10/26/2016		10/24/2013
Category B	PORT COMMERCE CENTER BLDNG #5				9/27/2018		1/1/2013
Category B	PORT OF TACOMA (2ND) MAINTENANCE SHOP			2/16/2016	12/2/2016	Inspection Report	1/1/2013
Category B	PORT OF TACOMA EAST BLAIR 1	11/28/2016		11/29/2016	11/9/2012		1/1/2013
Category B	PORT OF TACOMA NORTH INTERMODAL YARD	11/28/2016		11/29/2016	4/7/2011		10/1/2014
Category B	PORT OF TACOMA SOUTH INTERMODAL YARD	11/28/2016		11/29/2016	4/7/2011		10/1/2014
Category B	PORTS AMERICA/PIERCE CO. TERMINAL	4/12/2018		4/13/2018			1/1/2013
Category B	PORTSIDE INDUSTRIAL PARK	12/13/2016		12/15/2016	12/6/2017	Emailed to Ron Montgomery, property management company via email	7/29/2013

2018 Form 1  
Industrial User Survey Program Summary

PRETREATMENT CATEGORY	COMPANY NAME	ADDRESS	CITY STATE ZIP	NAICS OR SIC CODES BUSINESS TYPE	SURVEY TYPE	DATE SURVEY SENT
Category B	POSEIDON MOBILE AUTO DETAILING LLC	2114 MARSHALL AVE	TACOMA WA 98421	811192 - Automotive detailing services (i.e., cleaning, polishing)	Short Form	6/26/2018
Category B	PRAXAIR DISTRIBUTION INC.	480 E 19TH ST	TACOMA WA 98421	325120 - Acetylene manufacturing	Permit Application	3/29/2018
Category B	PRECISION ATMTV/TRNSM INC	3723 6TH AVE	TACOMA WA 98406	811111 - Automotive Mechanical and Electrical Repair and Maintenance	Short Form	7/25/2017
Category B	PREMIER COLLISION	111 N G ST	TACOMA WA 98403	811111 - Automotive Mechanical and Electrical Repair and Maintenance	Short Form	4/29/2016
Category B	PREMIER COLLISION SERVICES INC	702 N 1ST ST	TACOMA WA 98403	811111 - Automotive Mechanical and Electrical Repair and Maintenance	Short Form	4/29/2016
Category B	PREMIER MEMORIAL	2309 SOUTH TACOMA WAY	TACOMA WA 98409	45399 - All Other Miscellaneous Store Retailers	Short Form	3/28/2018
Category B	PREMIUM MOTORS-STW	2403 SOUTH TACOMA WAY	TACOMA WA 98409	811111 - Automotive Mechanical and Electrical Repair and Maintenance	Short Form	3/28/2017
Category B	PREMIUM SHINE DETAILING	4213 S 62ND ST B	TACOMA WA 98409	811192 - Automotive detailing services (i.e., cleaning, polishing)	Short Form	6/26/2018
Category B	PROCTOR FUEL STOP 76	3907 S 12TH ST	TACOMA WA 98405		Short Form	10/28/2016
Category B	PROGRESS RAIL SERVICES	4012 SR 509 S FRONTAGE RD	TACOMA WA 98421	488210 - Freight car cleaning services, 488210 - Support Activities for Rail Transportation	Short Form	11/6/2014
Category B	PUGET SOUND SEAFOOD PROCESSORS	700 E D ST	TACOMA WA 98421	42446 - Fish and Seafood Merchant Wholesalers	Short Form	11/6/2014
Category B	PUGLIA ENGINEERING	2216 E 11TH ST	TACOMA WA 98421	336611 - Barge building, 336611 - Ship Building and Repairing	Short Form	11/6/2014
Category B	PUNJABY CHEVRON STATION- 72ND ST	1772 S 72ND ST	TACOMA WA 98408		Short Form	9/29/2016
Category B	PURCELL TIRE COMPANY INC	2603 E PORTLAND AVE	TACOMA WA 98421	423130 - Tire and Tube Merchant Wholesalers, 811111 - Automotive Mechanical and Electrical Repair and Maintenance	Short Form	3/29/2018
Category B	PYRAMID GOLD AUTO REPAIR	2326 MILWAUKEE WAY	TACOMA WA 98421	81111 - Automotive Repair and Maintenance, 811111 - General Automotive Repair, 811219 - Dental equipment repair and maintenance services	Short Form	7/5/2016
Category B	QCAR AUTO SALES AND SERVICE	3819 CENTER ST	TACOMA WA 98409		Short Form	10/5/2017
Category B	QUALITY AUTO DETAILING, INC.	17626 93RD AVE E	PUYALLUP WA 98375	811192 - Automotive detailing services (i.e., cleaning, polishing)	Short Form	3/28/2017
Category B	QUIKRETE NORTHWEST	1420 PORT OF TACOMA RD	TACOMA WA 98421	327310 - Cement (e.g., hydraulic, masonry, portland, pozzolana) manufacturing, 42332 - Brick Stone and Related Construction Material Merchant Wholesalers	Short Form	11/6/2014
Category B	QWEST SERVICE SHOP	7850 S TRAFTON ST	TACOMA WA 98409	517110 - Cable program distribution operators	Short Form	6/26/2018
Category B	R41 LLC	1918 STEWART ST	TACOMA WA 98421	1114 - Greenhouse Nursery and Floriculture Production	Short Form	4/12/2018
Category B	RACEWAYS TECHNOLOGY & MFG., INC.	1427 E 26TH ST	TACOMA WA 98421	33999 - All Other Miscellaneous Manufacturing, 339999 - All Other Miscellaneous Manufacturing	Short Form	11/6/2014
Category B	RADIANT PHYSICAL THERAPY AND MASSAGE	5849 TACOMA MALL BLVD	TACOMA WA 98409		Short Form	12/29/2015
Category B	RAIL WORKS TRACK SYSTEMS INC	2114 MARSHALL AVE	TACOMA WA 98421	488210 - Support Activities for Rail Transportation	Short Form	10/28/2016
Category B	RAINBOW INTL CARPET CR & RSTRTN INC	6035 S ADAMS ST	TACOMA WA 98409	561740 - Carpet and Upholstery Cleaning Services	Short Form	3/29/2018
Category B	RAINIER AUTO GROUP	4320 SOUTH TACOMA WAY	TACOMA WA 98409		Short Form	11/3/2016
Category B	RAINIER DENTAL - TACOMA	5003 TACOMA MALL BLVD 103	TACOMA WA 98409	621210 - Offices of Dentists	Short Form	

2018 Form 1  
Industrial User Survey Program Summary

PRETREATMENT CATEGORY	COMPANY NAME	DATE SURVEY RETURNED	DATE RESUBMITTAL REQUESTED	DATE COMPLETED SURVEY OBTAINED	LAST INSPECTION DATE	COMMENTS	Column 1
Category B	POSEIDON MOBILE AUTO DETAILING LLC						2/27/2018
Category B	PRAXAIR DISTRIBUTION INC.	4/9/2018		4/10/2018	9/25/2018	Received updated survey 1/27/2015	10/1/2014
Category B	PRECISION AUTO FINISHING	7/31/2017		7/31/2017	11/3/2017		10/1/2014
Category B	PREMIER COLLISION	5/13/2016		5/19/2016	6/30/2016		10/1/2014
Category B	PREMIER COLLISION SERVICES INC	5/13/2016		7/6/2016	8/23/2016		10/1/2014
Category B	PREMIER MEMORIAL	4/4/2018		4/9/2018	2/23/2018		10/1/2014
Category B	PREMIUM MOTORS-STW	4/13/2017		4/18/2017	12/7/2017		10/1/2014
Category B	PREMIUM SHINE DETAILING						10/18/2017
Category B	PROCTOR FUEL STOP 76	11/17/2016		11/22/2016	11/28/2016		1/1/2013
Category B	PROGRESS RAIL SERVICES	12/4/2014		12/5/2014	8/23/2018	LOCOMOTIVE REPAIR & REBUILD - NEEDS INSPECTION	7/29/2013
Category B	PUGET SOUND SEAFOOD PROCESSORS	12/11/2014		12/12/2014	5/12/2017	SEASONAL BUSINESS	10/1/2014
Category B	PUGLIA ENGINEERING	11/21/2014		11/22/2014	9/21/2016		1/1/2013
Category B	PUNJABY CHEVRON STATION- 72ND ST			10/26/2016	5/30/2014		6/3/2014
Category B	PURCELL TIRE COMPANY INC	4/12/2018		4/13/2018	6/26/2018		10/1/2014
Category B	PYRAMID GOLD AUTO REPAIR			7/20/2016			1/1/2013
Category B	QCAR AUTO SALES AND SERVICE	10/12/2017		10/17/2017	8/28/2017		5/3/2013
Category B	QUALITY AUTO DETAILING, INC.			4/19/2017	2/17/2011		10/1/2014
Category B	QUIKRETE NORTHWEST	11/26/2014		11/27/2014	3/17/2011		10/1/2014
Category B	QWEST SERVICE SHOP				12/28/2010		10/1/2014
Category B	R41 LLC	4/23/2018		5/1/2018		I-502	10/2/2017
Category B	RACEWAYS TECHNOLOGY & MFG., INC.	12/11/2014		6/27/2016	11/13/2018	NEEDS INSPECTION	1/1/2013
Category B	RADIANT PHYSICAL THERAPY AND MASSAGE	1/11/2016		1/12/2016	10/22/2009		10/1/2014
Category B	RAILWORKS TRACK SYSTEMS INC	11/7/2016		11/10/2016	4/1/2016		8/6/2013
Category B	RAINBOW INTL CARPET CR & RSTRTN INC	4/4/2018		4/9/2018	4/10/2017		10/1/2014
Category B	RAINIER AUTO GROUP	11/16/2016		11/17/2016	1/11/2016		1/12/2016
Category B	RAINIER DENTAL - TACOMA	5/19/2016	3/22/2016	5/23/2016			12/28/2015



2018 Form 1  
Industrial User Survey Program Summary

PRETREATMENT CATEGORY	COMPANY NAME	ADDRESS	CITY STATE ZIP	NAICS OR SIC CODES BUSINESS TYPE	SURVEY TYPE	DATE SURVEY SENT
Category B	RAINIER PLYWOOD CO	624 E 15TH ST	TACOMA WA 98421	321211 - Hardwood plywood composites manufacturing	Short Form	11/6/2014
Category B	RAINIER WOODWORKING CO.	2615 S 80TH ST	TACOMA WA 98409	33711 - Wood Kitchen Cabinet and Countertop Manufacturing, 337110 - Kitchen cabinets (except freestanding), stock or custom wood, manufacturing	Short Form	11/3/2016
Category B	RAMEL MELEEK WILLIAMS	2911 CHANDLER ST	TACOMA WA 98409			
Category B	RECON REVOLUTION LLC	1007 CENTER ST	TACOMA WA 98409	811192 - Detailing services (i.e., cleaning and polishing), automotive	Short Form	6/26/2018
Category B	RECOVERY 1 INC	1630 E 18TH ST	TACOMA WA 98421	42393 - Recyclable Material Merchant Wholesalers	Short Form	11/6/2014
Category B	REDDAWAY INC	802 E 11TH ST	TACOMA WA 98421	484121 - Bulk mail truck transportation, contract, long-distance (TL)	Short Form	11/6/2014
Category B	REDLINE MOTORSPORTS	6305 6TH AVE	TACOMA WA 98406	44122 - Motorcycle Boat and Other Motor Vehicle Dealers	Short Form	10/28/2016
Category B	REINHARD TRANSPORTATION	401 E ALEXANDER AVE BAYS 8 AND 9	TACOMA WA 98421		Short Form	12/23/2015
Category B	REVALESIO	1202 E D ST	TACOMA WA 98421	424210 - Specialty-line pharmaceuticals merchant wholesalers		
Category B	REVOCHEM PLASTICS INC	1132 THORNE RD	TACOMA WA 98421	42333 - Roofing Siding and Insulation Material Merchant Wholesalers	Short Form	6/8/2018
Category B	RIVER STREET ASSOCS LP	2115 E RIVER ST	TACOMA WA 98421		Short Form	10/28/2016
Category B	RJS AUTO REBUILD	3402 MCKINLEY AVE	TACOMA WA 98404	81111 - Automotive Mechanical and Electrical Repair and Maintenance	Short Form	3/28/2017
Category B	ROBERT LARSON TOYOTA	7815 SOUTH TACOMA WAY	TACOMA WA 98409	441110 - Automobile dealers, new only or new and used	Short Form	3/29/2018
Category B	ROBS AUTO REPAIR AND COLLISION	6622 S ADAMS ST	TACOMA WA 98409	811111 - General automotive repair shops	Short Form	3/29/2018
Category B	ROMAINE ELECTRIC CORPORATION	1401 CENTER ST	TACOMA WA 98409	23821 - Electrical Contractors	Short Form	6/26/2018
Category B	ROOPAIR SPECIALTIES INC	5205 S WASHINGTON ST	TACOMA WA 98409	81111 - Automotive Mechanical and Electrical Repair and Maintenance	Short Form	10/28/2016
Category B	ROYAL FAIR, INC	5015 CENTER ST	TACOMA WA 98409	447190 - Service stations, gasoline	Short Form	6/30/2016
Category B	ROYAL TREE GARDENS	2909 S ALASKA ST	TACOMA WA 98409	111419 - Herb farming, grown under cover	Short Form	9/21/2017
Category B	RULE GARAGE LLC	2820 A ST	TACOMA WA 98402		Short Form	11/9/2018
Category B	RUSSELLS CUSTOM CABINETS INC	5640 S DURANGO ST	TACOMA WA 98409	337110 - Bathroom vanities (except freestanding), stock or custom wood, manufacturing	Short Form	11/6/2014
Category B	RWC GROUP TACOMA	2312 MILWAUKEE WAY	TACOMA WA 98421	811111 - General Automotive Repair, 811310 - Commercial and Industrial Machinery and Equipment (except Automotive and Electronic) Repair and Maintenance	Short Form	9/29/2016
Category B	RYDER TRUCK RENTAL INC	2313 MILWAUKEE WAY	TACOMA WA 98421	532490 - Industrial truck rental or leasing	Short Form	6/26/2018
Category B	SABETTI MOTORS 5636	5636 SOUTH TACOMA WAY	TACOMA WA 98409	81111 - Automotive Mechanical and Electrical Repair and Maintenance	Short Form	10/28/2016
Category B	SABETTI MOTORS-1300	401 E ALEXANDER AVE WAY	TACOMA WA 98409	441120 - Automobile dealers, used only	Short Form	11/2/2016
Category B	SAFE BOATS INTERNATIONAL	401 E ALEXANDER AVE 326	TACOMA WA 98421	336612 - Air boat building, 336612 - Boat Building	Short Form	11/6/2014
Category B	SAFEWAY #1594	707 S 56TH ST	TACOMA WA 98408	445110 - Grocery stores	Short Form	11/2/2016

2018 Form 1  
Industrial User Survey Program Summary

PRETREATMENT CATEGORY	COMPANY NAME	DATE SURVEY RETURNED	DATE RESUBMITTAL REQUESTED	DATE COMPLETED SURVEY OBTAINED	LAST INSPECTION DATE	COMMENTS	Column 1
Category B	RAINIER PLYWOOD CO	11/14/2014		6/27/2016	7/20/2017		4/8/2014
Category B	RAINIER WOODWORKING CO.	11/10/2016		11/14/2016	4/3/2018		8/9/2013
Category B	RAMEL MELEEK WILLIAMS						12/7/2018
Category B	RECON REVOLUTION LLC				9/2/2016		10/1/2014
Category B	RECOVERY 1 INC	11/14/2014		7/11/2016	6/11/2013		10/1/2014
Category B	REDDAWAY INC	11/14/2014		5/9/2016	10/31/2018		7/19/2013
Category B	REDLINE MOTORSPORTS	11/7/2016		11/10/2016	6/26/2017		10/1/2014
Category B	REINHARD TRANSPORTATION	12/23/2015		1/4/2016			12/23/2015
Category B	REVALESIO				10/31/2018		11/13/2018
Category B	REVOCHEM PLASTICS INC				5/20/2013		10/1/2014
Category B	RIVER STREET ASSOCS LP			11/8/2016	1/16/2019		1/1/2013
Category B	RJS AUTO REBUILD	7/24/2017		7/24/2017	7/27/2017		10/1/2014
Category B	ROBERT LARSON TOYOTA	4/9/2018		4/10/2018	4/27/2017		1/1/2013
Category B	ROBS AUTO REPAIR AND COLLISION	4/4/2018		4/9/2018	3/28/2017		6/15/2016
Category B	ROMAINE ELECTRIC CORPORATION				8/10/2018		10/1/2014
Category B	ROOPAIR SPECIALTIES INC	11/10/2016		11/14/2016	12/7/2017		10/1/2014
Category B	ROYAL FAIR, INC	7/8/2016		7/12/2016	7/5/2018		12/9/2014
Category B	ROYAL TREE GARDENS	10/12/2017		10/17/2017			9/21/2017
Category B	RULE GARAGE LLC	11/20/2018		12/26/2018			11/8/2018
Category B	RUSSELLS CUSTOM CABINETS INC	6/17/2016	6/13/2016	6/30/2016	3/21/2018		5/12/2015
Category B	RWC GROUP TACOMA	10/17/2016		10/24/2016	2/26/2018	Left a form with Ron, Service Manager	7/29/2013
Category B	RYDER TRUCK RENTAL INC				2/14/2018		1/8/2014
Category B	SABETTI MOTORS 5636			11/7/2016	11/30/2017		10/1/2014
Category B	SABETTI MOTORS-1300	11/21/2016		11/22/2016	12/9/2014		11/25/2014
Category B	SAFE BOATS INTERNATIONAL	12/4/2014		12/5/2014	7/7/2016		1/8/2014
Category B	SAFEWAY #1594	11/24/2016		12/5/2016	10/24/2017		1/1/2013

2018 Form 1  
Industrial User Survey Program Summary

PRETREATMENT CATEGORY	COMPANY NAME	ADDRESS	CITY STATE ZIP	NAICS OR SIC CODES BUSINESS TYPE	SURVEY TYPE	DATE SURVEY SENT
Category B	SAFEWAY #1978	2637 N PEARL ST	TACOMA WA 98407	445110 - Grocery stores	Short Form	6/26/2018
Category B	SALATINO'S INC	5601 S ADAMS ST	TACOMA WA 98409		Short Form	11/2/2016
Category B	SASQUATCH HERB COMPANY	3303 S 35TH ST A 1	TACOMA WA 98409			
Category B	SAVAGE WHOLESALE BLDG MTL	925 E 25TH ST	TACOMA WA 98421	444119 - Other Building Material Dealers	Short Form	11/2/2016
Category B	SAYLORS AUTO REPAIR	3526 MCKINLEY AVE	TACOMA WA 98404	811111 - Automotive Mechanical and Electrical Repair and Maintenance	Short Form	11/2/2016
Category B	SCHILLING GRAPHICS	2340 E 11TH ST	TACOMA WA 98421	323122 - Color separation services, for the printing trade	Short Form	11/6/2014
Category B	SCHNEIDER-SIMPSON SHT MTL	1551 SOUTH TACOMA WAY	TACOMA WA 98409	33232 - Ornamental and Architectural Metal Products Manufacturing, 332322 - Air cowls, sheet metal (except stampings), manufacturing	Short Form	11/6/2014
Category B	SCHNITZER STEEL INDUSTRIES, INC.	1902 MARINE VIEW DR	TACOMA WA 98422	33232 - Ornamental and Architectural Metal Products Manufacturing	Short Form	11/6/2014
Category B	SCRAP MASTERS	4022 E G ST	TACOMA WA 98404		Short Form	10/18/2017
Category B	SEA MAR COMMUNITY HEALTH CENTER	1516 S 11TH ST	TACOMA WA 98405	621498 - Community health centers and clinics, outpatient	Short Form	3/29/2018
Category B	SEA MAR COMMUNITY HEALTH CLINIC	1112 S CUSHMAN AVE	TACOMA WA 98405			
Category B	SEARS AUTOMOTIVE CENTER	4502 S STEELE ST	TACOMA WA 98409	811111 - General automotive repair shops	Short Form	11/2/2016
Category B	SELF SERVE GARAGE	6239 S ADAMS ST	TACOMA WA 98409	238230 - Motor vehicle garage and service station mechanical equipment (e.g. gasoline pumps, hoists) installation, 811111 - General Automotive Repair, 811118 - Other Automotive Mechanical and Electrical Repair and Maintenance, 811192 - Car Washes	Short Form	5/18/2016
Category B	SERVICE KING PAINT AND BODY LLC	3723 S 58TH ST	TACOMA WA 98409	811121 - Automotive Body Paint and Interior Repair and Maintenance	Short Form	3/29/2018
Category B	SHA-DI DESIGNS	4825 E K ST	TACOMA WA 98404		Short Form	6/26/2018
Category B	SHELL (HOSMER FOOD MART)	8433 S HOSMER ST	TACOMA WA 98444	447110 - Gasoline Stations with Convenience Stores	Short Form	6/26/2018
Category B	SHELL STATION - N STEVENS	2518 N STEVENS ST	TACOMA WA 98406	44711 - Gasoline Stations with Convenience Stores	Short Form	12/29/2015
Category B	SHERWIN-WILLIAMS	4806 CENTER ST	TACOMA WA 98409		Short Form	3/28/2018
Category B	SHORE TERMINALS LLC	250 E D ST	TACOMA WA 98421	332420 - Absorbers, gas, heavy gauge metal, manufacturing, 48831 - Port and Harbor Operations	Short Form	7/5/2016
Category B	SIMMONS AUTOMOTIVE	5601 S PROCTOR ST	TACOMA WA 98409		Short Form	3/28/2017
Category B	SIONES AUTO REPAIR & ELECTRIC	1315 S 38TH ST	TACOMA WA 98418	81111 - Automotive Mechanical and Electrical Repair and Maintenance	Short Form	11/2/2016
Category B	SMILES BY DRAKE-0087	4301 S PINE ST	TACOMA WA 98409	62121 - Offices of Dentists	Short Form	12/28/2015
Category B	SMOOTH SAILING VENTURES	3303 S 35TH ST B 9	TACOMA WA 98409	111419 - Herb farming, grown under cover	Short Form	6/26/2018
Category B	SOLAR GEM GREENHOUSES	2926 S STEELE ST	TACOMA WA 98409		Short Form	9/29/2016
Category B	SOUND ORAL & MAXILLOFACIAL SURGERY	1628 S WILDRED ST 210	TACOMA WA 98465		Short Form	3/29/2018

2018 Form 1  
Industrial User Survey Program Summary

PRETREATMENT CATEGORY	COMPANY NAME	DATE SURVEY RETURNED	DATE RESUBMITTAL REQUESTED	DATE COMPLETED SURVEY OBTAINED	LAST INSPECTION DATE	COMMENTS	Column 1
Category B	SAFEWAY #1978				11/7/2018		1/1/2013
Category B	SALATINO'S INC	11/10/2016		11/14/2016	1/26/2018		1/1/2013
Category B	<del>SAGUATON HERB COMPANY</del>						3/14/2018
Category B	SAVAGE WHOLESALE BLDG MTL	11/17/2016		11/22/2016	12/16/2008		10/1/2014
Category B	SAYLORS AUTO REPAIR	11/16/2016		11/17/2016	6/29/2017		10/1/2014
Category B	SCHILLING GRAPHICS	12/1/2014		11/25/2015			5/12/2015
Category B	SCHNEIDER-SIMPSON SHT MTL	2/4/2015		12/7/2016	2/2/2015	emailed survey to: 'harold@schneidersimpson.com'; Chemical Process outsourced	10/1/2014
Category B	SCHNITZER STEEL INDUSTRIES, INC.	11/21/2014		11/22/2014	11/2/2017		10/1/2014
Category B	SCRAP MASTERS	10/29/2017		11/6/2017			10/18/2017
Category B	SEA MAR COMMUNITY HEALTH CENTER	4/12/2018		4/13/2018	2/1/2018		10/1/2014
Category B	SEA MAR COMMUNITY HEALTH CLINIC				2/1/2018		2/1/2018
Category B	SEARS AUTOMOTIVE CENTER	11/10/2016		11/14/2016	8/29/2014		1/1/2013
Category B	SELF SERVE GARAGE	4/3/2017		4/11/2017	7/3/2018	Hand delivered to Self Serve Garage business owner: George Patterson 8/24/15. Business has not moved in yet but will do BI after settled in.	1/1/2013
Category B	SERVICE KING PAINT AND BODY LLC	4/16/2018		5/7/2018	7/27/2018	Business Inspection	5/22/2015
Category B	SHA-DI DESIGNS						10/18/2017
Category B	SHELL (HOSMER FOOD MART)				6/9/2017		1/1/2013
Category B	SHELL STATION - N STEVENS	1/11/2016		1/12/2016	3/21/2016		10/1/2014
Category B	SHERWIN-WILLIAMS	4/4/2018		4/9/2018	1/25/2018		10/1/2014
Category B	SHORE TERMINALS LLC	7/15/2016		7/21/2016	5/24/2010		10/1/2014
Category B	SIMMONS AUTOMOTIVE	4/3/2017		4/11/2017	1/27/2017		1/19/2017
Category B	SIONES AUTO REPAIR & ELECTRIC	11/28/2016		11/29/2016	9/2/2009		10/1/2014
Category B	SMILES BY DRAKE-0067	1/13/2016		2/29/2016	5/24/2010		10/1/2014
Category B	SMOOTH SAILING VENTURES				8/18/2017		1/10/2018
Category B	SOLAR GEM GREENHOUSES	10/11/2016		10/26/2016	12/1/2017		10/1/2014
Category B	SOUND ORAL & MAXILLOFACIAL SURGERY	4/12/2018		4/13/2018			12/24/2015

2018 Form 1  
Industrial User Survey Program Summary

PRETREATMENT CATEGORY	COMPANY NAME	ADDRESS	CITY STATE ZIP	NAICS OR SIC CODES BUSINESS TYPE	SURVEY TYPE	DATE SURVEY SENT
Category B	SOUND REFINING RAILYARD-3030	1601 TAYLOR WAY	TACOMA WA 98421	32411 - Petroleum Refineries	Short Form	3/29/2018
Category B	SOUND SMILES PEDIATRIC DENTISTRY	1628 S MILDRED ST 201	TACOMA WA 98465	621210 - Offices of Dentists	Short Form	12/24/2015
Category B	SOUND SURGICAL ARTS	1628 S MILDRED ST 210	TACOMA WA 98465		Short Form	12/24/2015
Category B	SOUTH SOUND DENTAL CARE	2115 S 56TH ST 202	TACOMA WA 98409	621210 - Offices of Dentists	Short Form	12/24/2015
Category B	SOUTH SOUND HYDROPONICS LLC	1851 N HAWTHORNE DR	TACOMA WA 98406	111419 - Herb farming, grown under cover	Short Form	12/3/2018
Category B	SOUTH TACOMA AUTO	7838 SOUTH TACOMA WAY	TACOMA WA 98409		Short Form	11/3/2016
Category B	SOUTH TACOMA AUTO SALON	5633 SOUTH TACOMA WAY	TACOMA WA 98409		Short Form	6/1/2017
Category B	SOUTH TACOMA HONDA	7802 SOUTH TACOMA WAY	TACOMA WA 98409	81211 - Hair Nail and Skin Care Services	Short Form	11/2/2016
Category B	SOUTH TACOMA MAZDA-2910	6027 SOUTH TACOMA WAY	TACOMA WA 98409	441110 - New Car Dealers	Short Form	11/2/2016
Category B	SPEEDFACTORY	5001 S BURLINGTON WAY	TACOMA WA 98409	81111 - Automotive Mechanical and Electrical Repair and Maintenance	Short Form	7/20/2017
Category B	SPEEDI WASH	5009 N PEARL ST	TACOMA WA 98407		Short Form	4/23/2018
Category B	SPINNING HEADS INC	420 E 18TH ST	TACOMA WA 98421	325411 - Acetylsalicylic acid manufacturing, 325411 - Medicinal and Botanical Manufacturing	Short Form	6/26/2018
Category B	SPLASH-N-DASH CAR WASH	851 S 38TH ST	TACOMA WA 98418	811192 - Self-service carwash	Short Form	
Category B	SPRAGUE PEST SOLUTION	2725 PACIFIC AVE	TACOMA WA 98402	561710 - Exterminating and Pest Control Services	Short Form	
Category B	SPRAGUE PEST SOLUTIONS	2722 A ST	TACOMA WA 98402	236118 - Addition, alteration and renovation (i.e., construction), multifamily building	Short Form	11/6/2014
Category B	SPRING BACK MATTRESS RECYCLING	117 PUYALLUP AVE	TACOMA WA 98402			
Category B	SSA PACIFIC TERMINALS INC	1980 MILWAUKEE WAY	TACOMA WA 98421	488320 - Loading and unloading services at ports and harbors	Short Form	11/6/2014
Category B	ST JOSEPH MEDICAL PAVILION	1802 YAKIMA AVE	TACOMA WA 98405	622110 - General medical and surgical hospitals	Short Form	11/2/2016
Category B	ST. JOSEPH HOSPITAL	1717 S J ST	TACOMA WA 98405	622110 - General Medical and Surgical Hospitals	Short Form	6/26/2018
Category B	ST. JOSEPH MEDICAL CENTER	1717 S J ST	TACOMA WA 98405	621491 - Health maintenance organization (HMO) medical centers and clinics	Short Form	3/29/2018
Category B	ST. JOSEPH MEDICAL CLINIC	1708 YAKIMA AVE	TACOMA WA 98405	621111 - MDs' (medical doctors, except mental health) offices (e.g., centers, clinics)	Short Form	11/2/2016
Category B	ST. JOSEPH PHYSICIAN MEDICAL & OUTPATIENT CENTERS	1624 S I ST	TACOMA WA 98405	621111 - Offices of Physicians (except Mental Health Specialists), 812930 - Parking Lots and Garages	Short Form	6/26/2018
Category B	ST. JOSEPH UTILITY PLANT	1702 S J ST	TACOMA WA 98405	622110 - General medical and surgical hospitals	Short Form	3/29/2018
Category B	STADIUM DENTAL	2 N TACOMA AVE	TACOMA WA 98403	62121 - Offices of Dentists	Short Form	12/24/2015
Category B	STAR RENTALS	2302 SOUTH TACOMA WAY	TACOMA WA 98409	532412 - Bulldozer rental or leasing without operator, 532412 - Construction Mining and Forestry Machinery and Equipment Rental and Leasing	Short Form	11/6/2014

2018 Form 1  
Industrial User Survey Program Summary

PRETREATMENT CATEGORY	COMPANY NAME	DATE SURVEY RETURNED	DATE RESUBMITTAL REQUESTED	DATE COMPLETED SURVEY OBTAINED	LAST INSPECTION DATE	COMMENTS	Column 1
Category B	SOUND REFINING RAILYARD-3030	4/9/2018		4/10/2018	3/3/2011		10/1/2014
Category B	SOUND SMILES PEDIATRIC DENTISTRY	2/1/2016		3/3/2016			12/24/2015
Category B	SOUND SURGICAL ARTS	12/22/2016		12/29/2016			12/24/2015
Category B	SOUTH SOUND DENTAL CARE	1/12/2016		3/8/2016			12/24/2015
Category B	SOUTH SOUND HYDROPONICS LLC	12/12/2018		12/26/2018			12/3/2018
Category B	SOUTH TACOMA AUTO	11/18/2016		12/5/2016	4/5/2018		2/2/2016
Category B	SOUTH TACOMA AUTO SALON	6/27/2017		6/29/2017	7/12/2017		10/1/2014
Category B	SOUTH TACOMA HONDA	2/13/2017		2/21/2017	6/29/2018		10/22/2013
Category B	SOUTH TACOMA MAZDA-2910	11/17/2016		11/22/2016	2/12/2018		10/1/2014
Category B	SPEEDFACTORY	7/27/2017		7/31/2017	8/27/2018		6/28/2017
Category B	SPEEDI WASH	5/15/2018		5/30/2018	6/30/2017	I received this back. It was originally sent to "Speedy Wash" at 5001 N Pearl. I corrected those things in database and resent. -4/23/2018 Sent to Darlene Nix at 5124 N 9th St, Tacoma, WA 98406.	1/1/2013
Category B	SPINNING HEADS INC				7/20/2015		4/14/2015
Category B	SPLASH-N-DASH CAR WASH	9/15/2015		9/16/2015	10/19/2017	BI	1/1/2013
Category B	SPRAGUE PEST SOLUTION			1/4/2018	6/26/2018		10/1/2014
Category B	SPRAGUE PEST SOLUTIONS	11/18/2014		11/19/2014	6/26/2018		10/1/2014
Category B	SPRING BACK MATTRESS RECYCLING						11/9/2018
Category B	SSA PACIFIC TERMINALS INC	11/28/2014		11/27/2014	4/1/2016		10/1/2014
Category B	ST JOSEPH MEDICAL PAVILION			11/8/2016	4/19/2010		10/1/2014
Category B	ST. JOSEPH HOSPITAL				11/29/2017		8/1/2013
Category B	ST. JOSEPH MEDICAL CENTER	4/23/2018		5/17/2018	9/23/2013		10/1/2014
Category B	ST. JOSEPH MEDICAL CLINIC			11/8/2016	4/20/2010		10/1/2014
Category B	ST. JOSEPH PHYSICIAN MEDICAL & OUTPATIENT CENTERS				7/3/2018		1/1/2013
Category B	ST. JOSEPH UTILITY PLANT	4/23/2018		5/1/2018	4/20/2010		10/1/2014
Category B	STADIUM DENTAL	4/2/2016	3/21/2016	5/17/2016	5/16/2016		10/1/2014
Category B	STAR RENTALS	11/18/2014		11/19/2014	8/18/2016		10/22/2013

2018 Form 1  
Industrial User Survey Program Summary

PRETREATMENT CATEGORY	COMPANY NAME	ADDRESS	CITY STATE ZIP	NAICS OR SIC CODES BUSINESS TYPE	SURVEY TYPE	DATE SURVEY SENT
Category B	STREET RIOT PERFORMANCE	3417 S 54TH ST	TACOMA WA 98409			
Category B	STREICH BROTHERS INC	1650 MARINE VIEW DR	TACOMA WA 98422	332710 - Chemical milling job shops, 333513 - Machine Tool (Metal Forming Types) Manufacturing	Short Form	11/6/2014
Category B	SUNBELT RENTALS	2257 LINCOLN AVE	TACOMA WA 98421	532412 - Bulldozer rental or leasing without operator	Short Form	3/29/2018
Category B	SUNSET AUTO WHOLESALE #2	6434 SOUTH TACOMA WAY	TACOMA WA 98409		Short Form	3/29/2018
Category B	SUPER HAPPYTIME DEATH MACHINE LLC	1705 DOCK ST 234	TACOMA WA 98402		Short Form	6/26/2018
Category B	SUPERIOR ANTIFREEZE RECYCLING	9215 TACOMA AVE S	TACOMA WA 98444	562219 - Compost dumps	Short Form	11/21/2016
Category B	SUPERIOR TANK LINES	1112 CENTER ST	TACOMA WA 98409		Short Form	
Category B	SUPERLON PLASTICS CO INC	2116 TAYLOR WAY	TACOMA WA 98421	32612 - Plastics Pipe Fitting and Unlaminated Profile Shape Manufacturing	Short Form	6/26/2018
Category B	SUPERVALU	1525 E D ST	TACOMA WA 98421	424410 - General Line Grocery Merchant Wholesalers, 424410 - General-line groceries merchant wholesalers	Short Form	11/6/2014
Category B	SUPERVALU MAINTENANCE SHOP	480 E 19TH ST	TACOMA WA 98421	42441 - General Line Grocery Merchant Wholesalers	Short Form	11/6/2014
Category B	SUPERVALU MEAT WAREHOUSE	485 E 19TH ST	TACOMA WA 98421	42441 - General Line Grocery Merchant Wholesalers	Short Form	11/6/2014
Category B	SWEETPEA AND BOY LLC	3402 N 21ST ST	TACOMA WA 98406	323113 - Commercial screen printing	Short Form	6/1/2017
Category B	T & T TIRE FACTORY INC	3711 SOUTH TACOMA WAY	TACOMA WA 98409	4413 - Automotive Parts Accessories and Tire Stores	Short Form	11/2/2016
Category B	T TOWN APPAREL	1934 MARKET ST	TACOMA WA 98402	323113 - Address lists screen printing without publishing	Short Form	11/6/2014
Category B	TACOMA AND FIFE TRAILER REPAIR	2020 MILWAUKEE WAY	TACOMA WA 98421	81111 - Automotive Mechanical and Electrical Repair and Maintenance	Short Form	11/2/2016
Category B	TACOMA AUTO REPAIR-0160	4702 S WASHINGTON ST	TACOMA WA 98409	81111 - Automotive Mechanical and Electrical Repair and Maintenance	Short Form	6/26/2018
Category B	TACOMA BAPTIST SCHOOLS	2052 S 64TH ST	TACOMA WA 98409		Short Form	11/2/2016
Category B	TACOMA BIKE	3010 6TH AVE	TACOMA WA 98406		Short Form	11/2/2016
Category B	TACOMA CAT HOSPITAL	5225 TACOMA MALL BLVD E 104	TACOMA WA 98409	541940 - Animal hospitals	Short Form	11/6/2014
Category B	TACOMA COMMUNITY COLLEGE	6501 S 19TH ST	TACOMA WA 98465	611210 - Community colleges offering a wide variety of academic and technical training	Short Form	3/29/2018
Category B	TACOMA DENTAL AND IMPLANT CENTER	4704 S OAKES ST	TACOMA WA 98409	621210 - Offices of Dentists	Short Form	12/28/2015
Category B	TACOMA DENTURE CLINIC	3712 S CEDAR ST	TACOMA WA 98409	339116 - Dentures, custom made in dental laboratories	Short Form	12/28/2015
Category B	TACOMA DODGE INC	4101 SOUTH TACOMA WAY	TACOMA WA 98409	81111 - Automotive Mechanical and Electrical Repair and Maintenance	Short Form	3/29/2018
Category B	TACOMA FAMILY DENTAL	5221 PACIFIC AVE	TACOMA WA 98408	621210 - Offices of Dentists	Short Form	12/28/2015
Category B	TACOMA FIXTURE CO INC	1815 E D ST	TACOMA WA 98421	337110 - Bathroom vanities (except freestanding), stock or custom wood, manufacturing	Short Form	11/21/2016
Category B	TACOMA IRON WORK LLC	3131 S LAWRENCE ST	TACOMA WA 98409	332812 - Aluminum coating of metal products for the trade	Short Form	11/6/2014

2018 Form 1  
Industrial User Survey Program Summary

PRETREATMENT CATEGORY	COMPANY NAME	DATE SURVEY RETURNED	DATE RESUBMITTAL REQUESTED	DATE COMPLETED SURVEY OBTAINED	LAST INSPECTION DATE	COMMENTS	Column 1
Category B	STREET RIOT PERFORMANCE				1/18/2019		1/3/2019
Category B	STREICH BROTHERS INC	11/21/2014		11/22/2014	11/5/2018	OWS	1/1/2013
Category B	<del>SUNBELT RENTALS</del>	4/13/2018		4/23/2018	11/28/2016		1/1/2013
Category B	SUNSET AUTO WHOLESALER #2	4/18/2018		4/23/2018	6/8/2016		4/1/2016
Category B	SUPER HAPPYTIME DEATH MACHINE LLC					Address was missing unit number. The unit is 234 per SAP. Email address is superhappytimedeathmachine@gmail.com	3/12/2018
Category B	SUPERIOR ANTIFREEZE RECYCLING	12/8/2016		12/12/2016	11/27/2018		10/1/2014
Category B	SUPERIOR TANK LINES	6/16/2017		6/22/2017	4/20/2017	Mark- hand delivered during inspection	1/1/2013
Category B	SUPERLON PLASTICS CO INC				5/10/2011		10/1/2014
Category B	SUPERVALU	12/11/2014		12/12/2014	8/29/2018		1/1/2013
Category B	SUPERVALU MAINTENANCE SHOP	4/8/2016	3/21/2016	4/8/2016	8/29/2018		10/1/2014
Category B	SUPERVALU MEAT WAREHOUSE	4/8/2016		4/8/2016	8/29/2018		10/1/2014
Category B	SWEETPEA AND BOY LLC	6/13/2017		6/19/2017			2/21/2017
Category B	T & T TIRE FACTORY INC	12/21/2016		1/5/2017	12/19/2016		1/1/2013
Category B	T TOWN APPAREL	12/4/2014		12/5/2014	2/20/2018		10/1/2014
Category B	TACOMA AND FIFE TRAILER REPAIR	11/17/2016		11/22/2016	4/23/2015		10/1/2014
Category B	TACOMA AUTO REPAIR-0160				5/26/2017		10/1/2014
Category B	TACOMA BAPTIST SCHOOLS	11/28/2016		11/29/2016	3/22/2018		10/1/2014
Category B	TACOMA BIKE	11/16/2016		11/17/2016	10/6/2016		10/1/2014
Category B	TACOMA CAT HOSPITAL	12/3/2014		12/4/2014		RESENT SURVEY TO NEW ADDRESS	1/1/2013
Category B	TACOMA COMMUNITY COLLEGE	4/9/2018		4/10/2018	7/16/2018		1/1/2013
Category B	TACOMA DENTAL AND IMPLANT CENTER	1/13/2016		3/9/2016			12/28/2015
Category B	TACOMA DENTURE CLINIC	1/8/2016		1/11/2016			1/1/2013
Category B	TACOMA DODGE INC	4/13/2018		5/7/2018	4/12/2018		10/1/2014
Category B	TACOMA FAMILY DENTAL	2/3/2016		3/9/2016	10/4/2017		12/28/2015
Category B	TACOMA FIXTURE CO INC	12/1/2016		12/7/2016	10/11/2018		10/1/2014
Category B	TACOMA IRON WORK LLC	11/17/2014		11/18/2014	12/3/2018		4/15/2015



2018 Form 1  
Industrial User Survey Program Summary

PRETREATMENT CATEGORY	COMPANY NAME	ADDRESS	CITY STATE ZIP	NAICS OR SIC CODES BUSINESS TYPE	SURVEY TYPE	DATE SURVEY SENT
Category B	TACOMA LINK LIGHT RAIL	802 E 25TH ST	TACOMA WA 98421	485119 - Light rail systems (except mixed mode), commuter	Permit Application	7/27/2018
Category B	TACOMA MALL CORP	4502 S STEELE ST	TACOMA WA 98409		Short Form	11/2/2016
Category B	TACOMA MARINE REPAIR	1106 ST PAUL AVE	TACOMA WA 98421		Short Form	11/2/2016
Category B	TACOMA METALS INC	1754 THORNE RD	TACOMA WA 98421	423930 - Bottles, waste, merchant wholesalers, 423930 - Metal scrap and waste merchant wholesalers	Short Form	11/6/2014
Category B	TACOMA MOTORSPORTS-OWS/CP	4701 CENTER ST	TACOMA WA 98409	441221 - Motorcycle dealers	Short Form	11/24/2015
Category B	TACOMA NISSAN SUBARU	4030 SOUTH TACOMA WAY	TACOMA WA 98409		Short Form	3/29/2018
Category B	TACOMA PROPELLER	2601 E F ST	TACOMA WA 98421	811490 - Boat, pleasure, repair and maintenance services without retailing new boats, 811490 - Motorboat (i.e., inboard and outboard) repair and maintenance services, 811490 - Outboard motor repair shops	Short Form	
Category B	TACOMA PUBLIC SCHOOLS, MAINTENANCE HQ	3223 S UNION AVE	TACOMA WA 98409		Short Form	6/26/2018
Category B	TACOMA PUBLIC UTILITIES RAIL	2601 SR 509 NORTH FRONTAGE RD	TACOMA WA 98421	482112 - Railroad transportation, short-line or bellline	Short Form	11/2/2016
Category B	TACOMA PUBLIC UTILITIES, POWER - POLE YARD	4102 S 74TH ST	TACOMA WA 98409		Short Form	12/10/2015
Category B	TACOMA PUBLIC UTILITIES, WATER	3506 S 35TH ST	TACOMA WA 98409	221310 - Water treatment and distribution	Short Form	6/26/2018
Category B	TACOMA RUBBER STAMP	919 MARKET ST	TACOMA WA 98402	33994 - Office Supplies (except Paper) Manufacturing	Short Form	11/21/2016
Category B	TACOMA STEEL	701 E 64TH ST	TACOMA WA 98404		Short Form	11/6/2014
Category B	TACOMA SUBARU	3838 SOUTH TACOMA WAY	TACOMA WA 98409	81111 - Automotive Mechanical and Electrical Repair and Maintenance	Short Form	3/4/2016
Category B	TACOMA TOFU	1302 MARTIN LUTHER KING JR WAY	TACOMA WA 98405	311991 - Tofu (i.e., bean curd) (except frozen desserts) manufacturing	Short Form	3/29/2018
Category B	TAGGER'S MINI MART	6615 S 12TH ST	TACOMA WA 98465		Short Form	11/2/2016
Category B	TCC MAINTENANCE SHOP	6501 S 19TH ST	TACOMA WA 98465	81111 - Automotive Mechanical and Electrical Repair and Maintenance	Short Form	6/26/2018
Category B	THAT OTHER STUFF LLC	3303 S 35TH ST	TACOMA WA 98409	31142 - Fruit and Vegetable Canning Pickling and Drying	Short Form	3/3/2016
Category B	THC FARM	2148 PORT OF TACOMA RD	TACOMA WA 98421	325120 - Acetylene manufacturing	Short Form	1/22/2018
Category B	THE ARTS & CRAFTS PRESS	2515 SOUTH TACOMA WAY B	TACOMA WA 98409		Short Form	11/3/2016
Category B	THE CAR GUY 253	4006 YAKIMA AVE	TACOMA WA 98418		Short Form	6/26/2018
Category B	THE NEWS TRIBUNE	1950 S STATE ST	TACOMA WA 98405	51110 - Newspaper Publishers	Short Form	3/28/2018
Category B	THE RAVE CAR WASH	5002 CENTER ST	TACOMA WA 98409	23833 - Flooring Contractors	Short Form	11/6/2014
Category B	THE TUNE UP SHOP	5915 MCKINLEY AVE B	TACOMA WA 98404	81111 - Car repair shops, general	Short Form	6/26/2018
Category B	TITUS WILL COLLISION CENTER	2302 S 35TH ST	TACOMA WA 98409		Short Form	11/3/2016
Category B	TITUS WILL FORD CAFE	3606 S SPRAGUE AVE	TACOMA WA 98409	441110 - Automobile dealers, new only or new and used, 811192 - Car detailers	Short Form	12/20/2016

2018 Form 1  
Industrial User Survey Program Summary

PRETREATMENT CATEGORY	COMPANY NAME	DATE SURVEY RETURNED	DATE RESUBMITTAL REQUESTED	DATE COMPLETED SURVEY OBTAINED	LAST INSPECTION DATE	COMMENTS	Column 1
Category B	TACOMA LINK LIGHT RAIL	10/23/2018			4/3/2018		1/1/2013
Category B	TACOMA MALL CORP	11/10/2016		11/14/2016	1/2/2018		1/1/2013
Category B	<del>TACOMA MARINE REPAIR</del>	11/10/2016		11/14/2016	10/24/2018		10/1/2014
Category B	TACOMA METALS INC	11/14/2014		11/15/2014	9/21/2016		1/1/2013
Category B	TACOMA MOTORSPORTS-OWS/CP	12/7/2015		1/5/2016	7/5/2018		1/1/2013
Category B	TACOMA NISSAN SUBARU	4/13/2018		5/7/2018	10/6/2016		10/24/2013
Category B	TACOMA PROPELLER			2/8/2016	5/14/2018	Inspection confirmed that the category is correct.	1/1/2013
Category B	TACOMA PUBLIC SCHOOLS, MAINTENANCE HQ				10/20/2008		10/1/2014
Category B	TACOMA PUBLIC UTILITIES RAIL	11/10/2016		11/14/2016	12/12/2017		1/1/2013
Category B	TACOMA PUBLIC UTILITIES, POWER - POLE YARD			3/18/2016	12/5/2016		10/1/2014
Category B	TACOMA PUBLIC UTILITIES, WATER	7/3/2018		7/25/2018	12/7/2017	sent 6/1/2017	12/23/2013
Category B	TACOMA RUBBER STAMP	12/1/2016		12/7/2016	2/2/2016		10/1/2014
Category B	TACOMA STEEL	1/12/2015		1/13/2015	1/30/2017	survey said they have an o/w separator	5/22/2014
Category B	TACOMA SUBARU	7/11/2016		7/18/2016	3/4/2016		10/1/2014
Category B	TACOMA TOFU	4/9/2018		4/10/2018			3/28/2016
Category B	TAGGER'S MINI MART	11/17/2016		12/5/2016	9/12/2016		10/24/2013
Category B	TCC MAINTENANCE SHOP				6/24/2009		10/1/2014
Category B	THAT OTHER STUFF LLC			3/3/2016	8/18/2017	COMPANY IS OUT OF BUSINESS	10/1/2014
Category B	THC FARM	1/30/2018		2/12/2018	4/14/2009		10/1/2014
Category B	THE ARTS & CRAFTS PRESS	11/28/2016		11/29/2016	1/12/2018		5/7/2015
Category B	THE CAR GUY 253						7/3/2017
Category B	THE NEWS TRIBUNE	4/18/2018		4/23/2018	12/13/2017		1/1/2013
Category B	THE RAVE CAR WASH	11/26/2014		6/2/2015	4/24/2017		10/1/2014
Category B	THE TUNE UP SHOP				1/31/2017		1/1/2013
Category B	TITUS WILL COLLISION CENTER	11/16/2016		11/21/2016	11/22/2016		1/1/2013
Category B	TITUS WILL FORD CAFE	12/30/2016		1/6/2017	11/15/2018		10/24/2013

2018 Form 1  
Industrial User Survey Program Summary

PRETREATMENT CATEGORY	COMPANY NAME	ADDRESS	CITY STATE ZIP	NAICS OR SIC CODES BUSINESS TYPE	SURVEY TYPE	DATE SURVEY SENT
Category B	TITUS WILL SERVICE & TIRE	616 BROADWAY	TACOMA WA 98402	81111 - Automotive Mechanical and Electrical Repair and Maintenance	Short Form	12/14/2015
Category B	TITUS WILL TOYOTA	3506 S SPRAGUE AVE	TACOMA WA 98409			
Category B	TOOL GAUGE & MACHINE WORKS, INC.-0120	4536 S ADAMS ST	TACOMA WA 98409	333515 - Angle rings (i.e., a machine tool accessory) manufacturing	Short Form	11/6/2014
Category B	TOOLUP NW	6205 24TH ST NE	TACOMA WA 98422	42371 - Hardware Merchant Wholesalers, 444130 - Hardware Stores	Short Form	6/26/2018
Category B	TOTEM OCEAN TRAILER EXPRESS INC	500 E ALEXANDER AVE	TACOMA WA 98421	483113 - Coastal shipping of freight to and from domestic ports, 488320 - Loading and unloading services at ports and harbors	Short Form	3/29/2018
Category B	TPD HARRISON PISTOL RANGE	101 MCMURRAY RD NE	TACOMA WA 98422		Short Form	6/2/2017
Category B	TRAN N DANG DMD PS	1222 S 38TH ST	TACOMA WA 98418	621210 - DMDs' (doctors of dental medicine) offices (e.g., centers, clinics)	Short Form	
Category B	TRANQUILITY DENTAL	5005 MAIN ST 107	TACOMA WA 98407	621210 - Offices of Dentists	Short Form	3/21/2016
Category B	TRANSPRO INC	2220 SOUTH TACOMA WAY B	TACOMA WA 98409		Short Form	6/26/2018
Category B	TRI PAK	2021 MARC AVE	TACOMA WA 98421		Short Form	6/2/2017
Category B	TRI PAK INC YARD #1	2018 E PORTLAND AVE	TACOMA WA 98421	42491 - Farm Supplies Merchant Wholesalers	Short Form	6/26/2018
Category B	TRI PAK YARD #1 ( PREVIOUSLY JIM EAGLE)	2330 PORT OF TACOMA RD	TACOMA WA 98421	326122 - Fittings and unions, rigid plastics pipe, manufacturing	Short Form	11/21/2016
Category B	TRI PAK YARD #2	2021 MARC AVE	TACOMA WA 98421	42491 - Farm Supplies Merchant Wholesalers	Short Form	11/6/2014
Category B	TRI PAK YARD #4	1209 ST PAUL AVE	TACOMA WA 98421	493130 - Bonded warehousing, farm products (except refrigerated), 493130 - Farm Product Warehousing and Storage	Short Form	11/6/2014
Category B	TRI PAK YARD #5	512 E 15TH ST	TACOMA WA 98421	42491 - Farm Supplies Merchant Wholesalers	Short Form	6/2/2017
Category B	TRIAD MACHINERY	1601 BAY ST	TACOMA WA 98421	423830 - Bakery machinery and equipment merchant wholesalers, 423830 - Industrial Machinery and Equipment Merchant Wholesalers	Short Form	11/6/2014
Category B	TRUNG DO'S GOLDSMITH SERVICES INC.	8639 PACIFIC AVE	TACOMA WA 98444	81111 - Automotive Mechanical and Electrical Repair and Maintenance	Short Form	7/8/2016
Category B	TUELL-MCKEE FNRL-HM INC	2215 6TH AVE	TACOMA WA 98403	81221 - Funeral Homes and Funeral Services	Short Form	11/6/2014
Category B	TUNISTA CONSTRUCTION	4425 S ORCHARD ST	TACOMA WA 98409			
Category B	TURBO AUTO PAINTING	1321 E 49TH ST	TACOMA WA 98404		Short Form	3/2/2018
Category B	TWENTY PLUS	1631 E PORTLAND AVE	TACOMA WA 98421	111419 - Herb farming, grown under cover	Short Form	3/29/2018
Category B	U-HAUL	1212 EARNEST S BRAZILL ST	TACOMA WA 98405		Short Form	3/29/2018
Category B	UNIGEN	2121 S STATE ST 400	TACOMA WA 98405			
Category B	UNION MACHINE	3721 S LAWRENCE ST	TACOMA WA 98409	33271 - Machine Shops, 332710 - Chemical milling job shops, 332710 - Machine shops	Short Form	3/29/2018
Category B	UNITED RENTAL	2302 E Q ST	TACOMA WA 98421	5324 - Commercial and Industrial Machinery and Equipment Rental and Leasing	Short Form	6/2/2017
Category B	UNITED SITE SERVICES	5202 S PROCTOR ST	TACOMA WA 98409	562991 - Cesspool cleaning services	Short Form	11/6/2014

2018 Form 1  
Industrial User Survey Program Summary

PRETREATMENT CATEGORY	COMPANY NAME	DATE SURVEY RETURNED	DATE RESUBMITTAL REQUESTED	DATE COMPLETED SURVEY OBTAINED	LAST INSPECTION DATE	COMMENTS	Column 1
Category B	TITUS WILL SERVICE & TIRE	1/8/2016		3/8/2016	3/29/2016		10/1/2014
Category B	TITUS WILL TOYOTA				11/15/2018		11/28/2017
Category B	<del>FOOT GAUGE &amp; MACHINE WORKS, INC-0120</del>	11/14/2014		11/15/2014	7/29/2011		10/1/2014
Category B	TOOLUP NW						9/19/2017
Category B	TOTEM OCEAN TRAILER EXPRESS INC	4/23/2018		5/17/2018	10/23/2018	INSPECTION REPORT ON FILE	1/1/2013
Category B	TPD HARRISON PISTOL RANGE	6/13/2017		6/19/2017	9/29/2014		9/30/2014
Category B	TRAN N DANG DMD PS			11/9/2018	7/18/2017		12/28/2015
Category B	TRANQUILITY DENTAL	7/19/2016		7/19/2016		Dropped off at counter	3/21/2016
Category B	TRANSPRO INC				2/23/2018		10/1/2014
Category B	TRI PAK	7/27/2017		7/27/2017	11/4/2015		11/4/2015
Category B	TRI PAK INC YARD #1				12/15/2015		10/1/2014
Category B	TRI PAK YARD #1 ( PREVIOUSLY JM EAGLE)	11/28/2016		11/29/2016	3/1/2016		10/1/2014
Category B	TRI PAK YARD #2	11/17/2014		11/18/2014	3/10/2016		10/1/2014
Category B	TRI PAK YARD #4			11/17/2014	11/15/2017		1/1/2013
Category B	TRI PAK YARD #5	7/27/2017		7/27/2017	2/26/2016		10/1/2014
Category B	TRIAD MACHINERY	12/3/2014		12/4/2014	10/18/2018	OWS	12/18/2013
Category B	TRUNG DO'S GOLDSMITH SERVICES INC.	8/29/2016		12/6/2016	8/30/2017		10/1/2014
Category B	TUELL-MCKEE FNRL HM INC	4/8/2016	3/22/2016	7/11/2016	9/19/2016		10/1/2014
Category B	TUNISTA CONSTRUCTION				11/26/2018		11/27/2018
Category B	TURBO AUTO PAINTING	7/3/2018		7/9/2018			3/2/2018
Category B	TWENTY PLUS	4/13/2018		5/7/2018			1/10/2018
Category B	U-HAUL	4/13/2018		4/23/2018	10/4/2016		10/1/2014
Category B	UNIGEN				7/11/2018		2/28/2018
Category B	UNION MACHINE	4/9/2018		4/10/2018	2/2/2017		10/1/2014
Category B	UNITED RENTAL	7/7/2017		7/13/2017	12/2/2016	Hand delivered, during inspection	10/27/2014
Category B	UNITED SITE SERVICES	12/12/2014		7/7/2016	3/29/2018	Needs inspection - says they discharge sani can wash water to ground. Fleet trucks washed by Fleetwash Enviro Services	5/12/2015

2018 Form 1  
Industrial User Survey Program Summary

PRETREATMENT CATEGORY	COMPANY NAME	ADDRESS	CITY STATE ZIP	NAICS OR SIC CODES BUSINESS TYPE	SURVEY TYPE	DATE SURVEY SENT
Category B	UNIVERSITY DENTAL CARE	1622 S MILDRED ST	TACOMA WA 98465	62121 - Offices of Dentists	Short Form	12/24/2015
Category B	UNIVERSITY OF PUGET SOUND	1500 N WARNER ST	TACOMA WA 98416	611310 - Academies, college or university		
Category B	US HEALTHWORKS MED GROUP OF WA	2624 S 38TH ST	TACOMA WA 98409	621111 - MDs' (medical doctors, except mental health) offices (e.g., centers, clinics)	Short Form	11/6/2014
Category B	V & R SHEETMETAL LLC	6709 S ADAMS ST	TACOMA WA 98409	332322 - Sheet Metal Work Manufacturing	Short Form	12/20/2016
Category B	V R ROOFING	2920 S CUSHMAN AVE	TACOMA WA 98409	423310 - Building board (e.g., fiber, flake, particle) merchant wholesalers	Short Form	11/6/2014
Category B	VALENTINE DENTISTRY	220 S 38TH ST	TACOMA WA 98418	621210 - Dentists' offices (e.g., centers, clinics)	Short Form	12/24/2015
Category B	VALLEY REPAIR LLC	6705 S ADAMS ST	TACOMA WA 98409	332618 - Automobile skid chains made from purchased wire, 811111 - Car repair shops, general	Short Form	11/6/2014
Category B	VANGARD EVENTS WORKSHOP	2340 JEFFERSON AVE	TACOMA WA 98402	238310 - Acoustical ceiling tile and panel installation, 711310 - Festival of arts managers with facilities	Short Form	3/29/2018
Category B	VERNS TRANSMISSION	3401 S G ST	TACOMA WA 98418	811111 - Automotive Mechanical and Electrical Repair and Maintenance	Short Form	11/3/2016
Category B	VIDEO ONLY	2218 S 41ST ST	TACOMA WA 98409		Short Form	11/3/2016
Category B	VINTAGE CUSTOMS	5614 S WASHINGTON ST	TACOMA WA 98409	811121 - Antique and classic automotive restoration	Short Form	10/25/2016
Category B	WALLENIUS WILHELMSEN INDUSTRIAL -TAC	3701 TAYLOR WAY	TACOMA WA 98421	484111 - General Freight Trucking Local	Short Form	11/6/2014
Category B	WALLENIUS WILHELMSEN	1451 THORNE RD	TACOMA WA 98421		Short Form	11/6/2014
Category B	WALSH TRUCKING CO LTD	2916 SOUTH TACOMA WAY	TACOMA WA 98409	484110 - Bulk mail truck transportation, contract, local, 484110 - General Freight Trucking Local	Short Form	11/6/2014
Category B	WASTE CONNECTIONS - PARENT COMPANY	1941 E D ST	TACOMA WA 98421	423930 - Bottles, waste, merchant wholesalers, 562212 - Dumps, nonhazardous solid waste (e.g., trash)	Short Form	4/6/2018
Category B	WEBER CHIROPRACTIC CLNC	3425 SOUTH TACOMA WAY	TACOMA WA 98409		Short Form	12/29/2015
Category B	WEST FAMILY PROPERTIES LLC	4801 S 19TH ST	TACOMA WA 98405	62121 - Offices of Dentists	Short Form	11/21/2016
Category B	WESTEC TOOL & PROD INC	6229 S ADAMS ST A	TACOMA WA 98409	33271 - Machine Shops, 333518 - Assembly machines manufacturing	Short Form	11/6/2014
Category B	WESTERN MACHINE WORKS	652 E 11TH ST	TACOMA WA 98421	332710 - Chemical milling job shops	Short Form	11/6/2014
Category B	WESTGATE ANIMAL HOSPITAL	5929 WESTGATE BLVD F	TACOMA WA 98406	541940 - Animal hospitals		
Category B	WHIRLWIND	2914 MARINE VIEW DR	TACOMA WA 98422	561790 - Parking lot cleaning (e.g., power sweeping, washing) services	Short Form	6/26/2018
Category B	WHITES MOTORCYCLE REPAIR	4312 6TH AVE	TACOMA WA 98406			
Category B	WILLAMETTE DENTAL	3866 S 74TH ST	TACOMA WA 98409	621210 - DMDs' (doctors of dental medicine) offices (e.g., centers, clinics)		
Category B	WILLIAMS OIL FILTER SERVICE CO	1247 PUYALLUP AVE	TACOMA WA 98421	44122 - Motorcycle Boat and Other Motor Vehicle Dealers	Short Form	3/29/2018
Category B	WM DICKSON CO	3315 S PINE ST	TACOMA WA 98409	237310 - Abutment construction, 237310 - Highway Street and Bridge Construction	Short Form	11/6/2014
Category B	WRIGHTS MARINE INC	2358 FAWCETT AVE	TACOMA WA 98402		Short Form	9/23/2016
Category B	WSDOT SR-7, VACTOR/DECANT FACILITY	320 E 38TH ST	TACOMA WA 98404		Short Form	6/2/2017

2018 Form 1  
Industrial User Survey Program Summary

PRETREATMENT CATEGORY	COMPANY NAME	DATE SURVEY RETURNED	DATE RESUBMITTAL REQUESTED	DATE COMPLETED SURVEY OBTAINED	LAST INSPECTION DATE	COMMENTS	Column 1
Category B	UNIVERSITY DENTAL CARE		3/21/2016	5/4/2016	8/28/2008		10/1/2014
Category B	UNIVERSITY OF PUGET SOUND				1/15/2019		1/1/2013
Category B	US HEALTHWORKS MED GROUP OF WA	11/14/2014		11/15/2014	7/20/2009		10/1/2014
Category B	V & R SHEETMETAL LLC	12/30/2016		1/6/2017	2/14/2018		10/1/2014
Category B	V R ROOFING	1/19/2015		12/14/2015	5/15/2018		1/1/2013
Category B	VALENTINE DENTISTRY	1/14/2016		1/14/2016	1/9/2018		9/10/2014
Category B	VALLEY REPAIR LLC	11/26/2014		6/2/2015	12/5/2017		10/1/2014
Category B	VANGARD EVENTS WORKSHOP	4/12/2018		4/13/2018	8/8/2017		10/1/2014
Category B	VERNS TRANSMISSION	11/21/2016		11/22/2016	9/2/2009		10/1/2014
Category B	VIDEO ONLY	11/28/2016		11/29/2016	1/10/2018		5/21/2015
Category B	VINTAGE CUSTOMS	12/22/2016	12/6/2016	1/5/2017	1/17/2017	Opened in 2013. No history on file	12/2/2015
Category B	WALLENIUS WILHELMSEN INDUSTRIAL -TAC	11/24/2014		7/5/2016	11/5/2018	PERMIT APPLICATION RECEIVED 4/16/2012	10/1/2014
Category B	WALLENIUS WILHELMSEN	11/17/2014		7/7/2016	5/20/2013		10/1/2014
Category B	WALSH TRUCKING CO LTD	11/26/2014		11/27/2014	4/4/2018		10/22/2013
Category B	WASTE CONNECTIONS - PARENT COMPANY	4/18/2018		4/23/2018	7/17/2018	emailed survey to gregbu@wcnx.org	6/5/2014
Category B	WEBER CHIROPRACTIC CLNC	1/23/2016		8/3/2016	8/28/2009		10/1/2014
Category B	WEST FAMILY PROPERTIES LLC	12/8/2016		12/12/2016	8/20/2018		1/1/2013
Category B	WESTEC TOOL & PROD INC	11/17/2014		11/18/2014	9/7/2017		10/1/2014
Category B	WESTERN MACHINE WORKS	11/14/2014		11/15/2014	10/25/2018		10/1/2014
Category B	WESTGATE ANIMAL HOSPITAL				12/20/2018		10/1/2014
Category B	WHIRLWIND				12/8/2017		1/1/2013
Category B	WHITES MOTORCYCLE REPAIR				6/20/2018		6/20/2018
Category B	WILLAMETTE DENTAL				11/3/2017		11/3/2017
Category B	WILLIAMS OIL FILTER SERVICE CO	4/4/2018		4/9/2018	12/17/2008		10/1/2014
Category B	WM DICKSON CO	11/14/2014		10/19/2015	3/29/2013		1/1/2013
Category B	WRIGHTS MARINE INC	10/10/2016		10/26/2016	6/13/2016		10/1/2014
Category B	WSDOT SR-7, VACTOR/DECANT FACILITY	7/26/2017		7/26/2017	1/24/2018		5/19/2015

2018 Form 1  
Industrial User Survey Program Summary

PRETREATMENT CATEGORY	COMPANY NAME	ADDRESS	CITY STATE ZIP	NAICS OR SIC CODES BUSINESS TYPE	SURVEY TYPE	DATE SURVEY SENT
Category B	X-CEL FEEDS INC	5432 S WASHINGTON ST	TACOMA WA 98409	311119 - Alfalfa meal, dehydrated, manufacturing, 444220 - Feed stores (except pet)	Short Form	11/21/2016
Category B	XPO LOGISTICS	1730 E PORTLAND AVE	TACOMA WA 98421	48851 - Freight Transportation Arrangement	Short Form	7/5/2016
Category B	XTAEROS INC.	5212 S WASHINGTON ST	TACOMA WA 98409	336612 - Boat Building	Short Form	6/2/2017
Category B	AARON P BECKORD	723 E 34TH ST	TACOMA WA 98404	325411 - Medicinal and Botanical Manufacturing		
Category B	AARON PACKING INC	315 E 25TH ST	TACOMA WA 98421	325211 - Acetal resins manufacturing	Short Form	6/8/2018
Category B	ADVANCED AUTO PARTS	3735 S PINE ST B	TACOMA WA 98409		Short Form	6/2/2017
Category B	ALASKAN LEADER FISHERIES	401 E 15TH ST	TACOMA WA 98421	336611 - Barge building, 336611 - Fishing boat, commercial, building	Short Form	6/27/2016
Category B	AMERICAN NEON	2607 E G ST	TACOMA WA 98421	423440 - Balances and scales (except laboratory) merchant wholesalers	Short Form	9/29/2016
Category B	ANDY'S AUTO SERVICES & SALES LLC-0081	6602 S ADAMS ST	TACOMA WA 98409	811111 - Automotive Mechanical and Electrical Repair and Maintenance	Short Form	7/11/2017
Category B	ASSURED QUALITY ENVIRONMENTAL INC	2702 A ST	TACOMA WA 98402	562910 - Asbestos abatement services	Short Form	6/28/2016
Category B	AUTO ADVENTURE INC	715 E F ST	TACOMA WA 98421	811111 - Automotive Mechanical and Electrical Repair and Maintenance	Short Form	6/28/2016
Category B	AV AUTO REPAIR	5414 S MASON AVE	TACOMA WA 98409		Short Form	6/8/2018
Category B	AVIS RENT A CAR	632 BROADWAY	TACOMA WA 98402	532111 - Car rental	Short Form	6/8/2018
Category B	BE HAPPY SEAFOOD INC	2615 E N ST	TACOMA WA 98421	311711 - Seafood Product Preparation and Packaging	Short Form	6/2/2017
Category B	BEST IN SHOW AUTO DETAIL	841 S MEYERS ST	TACOMA WA 98465	811111 - Automotive Mechanical and Electrical Repair and Maintenance	Short Form	6/8/2018
Category B	BIP NORTHWEST, LLC	1938 MILWAUKEE WAY	TACOMA WA 98421		Short Form	6/8/2018
Category B	BLC	3401 LINCOLN AVE	TACOMA WA 98421	811111 - Automotive Mechanical and Electrical Repair and Maintenance	Short Form	6/8/2018
Category B	BUCKY'S	4802 PACIFIC AVE	FIFE WA 98408	811111 - Automotive Mechanical and Electrical Repair and Maintenance	Short Form	9/29/2016
Category B	CANNATRATE LABS	3005 CHANDLER ST	TACOMA WA 98409	337110 - Bathroom vanities (except freestanding), stock or custom wood, manufacturing	Short Form	3/29/2018
Category B	CE GARDENS	1501 E PORTLAND AVE	TACOMA WA 98421	4841 - General Freight Trucking	Short Form	1/22/2018
Category B	CLOSED - 6TH AVE CHIROPRACTIC CLNC	2709 6TH AVE	TACOMA WA 98406		Short Form	12/29/2015
Category B	CLOSED - PUGET SOUND DENTAL CLINIC	2302 S UNION AVE	TACOMA WA 98405	621210 - Offices of Dentists	Short Form	12/24/2015
Category B	CLOSED - TRILLIUM DENTAL SPECIALISTS	2302 S UNION AVE	TACOMA WA 98405		Short Form	12/24/2015
Category B	COT TAGRO BUSINESS OPERATIONS	1423 PUYALLUP AVE	TACOMA WA 98421	325314 - Fertilizer (Mixing Only) Manufacturing	Short Form	7/8/2016
Category B	CRUSAFEESO DESIGN - 2 FLY	4301 PACIFIC AVE	TACOMA WA 98418	323113 - Commercial screen printing		
Category B	DAVE'S GOURMET ALBACORE	1124 54TH AVE E 3	FIFE WA 98424	311712 - Fish, fresh or frozen, manufacturing	Short Form	10/21/2016
Category B	DAVID R HANNULA DDS	4146 6TH AVE	TACOMA WA 98406	62121 - Offices of Dentists	Short Form	12/28/2015
Category B	DEAD CENTER CYCLES---CLOSED	4711 PACIFIC HWY E	FIFE WA 98424		Short Form	12/21/2016

2018 Form 1  
Industrial User Survey Program Summary

PRETREATMENT CATEGORY	COMPANY NAME	DATE SURVEY RETURNED	DATE RESUBMITTAL REQUESTED	DATE COMPLETED SURVEY OBTAINED	LAST INSPECTION DATE	COMMENTS	Column 1
Category B	X-CEL FEEDS INC	12/8/2016		12/12/2016	4/24/2017		1/1/2013
Category B	XPO LOGISTICS			7/20/2016	9/14/2016	7/11/2016 Returned to sender	10/1/2014
Category B	XTAEROS INC.	7/7/2017		7/13/2017			4/13/2015
Category B	AARON P BECKORD						7/5/2018
Category B	AARON PACKING INC		2/26/2018	6/14/2018			5/12/2015
Category B	ADVANCED AUTO PARTS				9/9/2016		10/24/2013
Category B	ALASKAN LEADER FISHERIES			8/1/2016	8/26/2016	7/6/16 User Survey Mailing was returned as "unable to forward".	5/29/2014
Category B	AMERICAN NEON			10/10/2016	11/19/2015		10/1/2014
Category B	ANDY'S AUTO SERVICES & SALES LLC-0081	7/19/2017		7/19/2017	3/28/2017	Hand delivered to Andy himself	10/1/2014
Category B	ASSURED QUALITY ENVIRONMENTAL INC			7/18/2016			5/12/2015
Category B	AUTO ADVENTURE INC			7/18/2016	3/26/2013		10/1/2014
Category B	AV AUTO REPAIR			6/11/2018			7/28/2016
Category B	AVIS RENT A CAR		2/26/2018				2/27/2017
Category B	BE HAPPY SEAFOOD INC				1/5/2012		10/1/2014
Category B	BEST IN SHOW AUTO DETAIL				8/22/2008		10/1/2014
Category B	BIP NORTHWEST, LLC						1/11/2018
Category B	BLC				5/21/2013		10/1/2014
Category B	BUCKY'S	10/17/2016		10/24/2016	1/29/2015		10/1/2014
Category B	CANNATRATE LABS	4/13/2018		5/7/2018			5/12/2015
Category B	CE GARDENS				12/5/2014		7/3/2014
Category B	CLOSED - 6TH AVE CHIROPRACTIC CLINC			2/1/2016	6/9/2009		10/1/2014
Category B	CLOSED - PUGET SOUND DENTAL CLINIC			6/1/2016			12/24/2015
Category B	CLOSED - TRILLIUM DENTAL SPECIALISTS			6/1/2016			12/24/2015
Category B	COT TAGRO BUSINESS OPERATIONS	7/8/2016		7/8/2016	12/18/2017		10/21/2013
Category B	CRUSAFEESO DESIGN - 2 FLY				12/6/2018		9/28/2017
Category B	DAVE'S GOURMET ALBACORE			11/17/2016			6/2/2016
Category B	DAVID R HANNULA DDS	1/12/2016		1/25/2016	6/2/2009		10/1/2014
Category B	DEAD CENTER CYCLES---CLOSED	1/17/2017		1/18/2017	8/31/2018		8/8/2016



2018 Form 1  
Industrial User Survey Program Summary

PRETREATMENT CATEGORY	COMPANY NAME	ADDRESS	CITY STATE ZIP	NAICS OR SIC CODES BUSINESS TYPE	SURVEY TYPE	DATE SURVEY SENT
Category B	DUPLICATE - DRS WEST & WEST PS	4801 S 19TH ST	TACOMA WA 98405		Short Form	
Category B	FAST UNDERCAR	6602 SOUTH TACOMA WAY	TACOMA WA 98409	811111 - Car repair shops, general	Short Form	7/5/2016
Category B	FOUR STAR AUTO CARE	4825 A ST	TACOMA WA 98408		Short Form	6/30/2016
Category B	GARSON TRUCK WASH	8218 40TH STREET WEST	UNIVERSITY PLACE WA 98466		Permit Application	
Category B	GLACIER PACKAGING INC	3405 LINCOLN AVE	TACOMA WA 98421	33999 - All Other Miscellaneous Manufacturing	Short Form	11/6/2014
Category B	GOLD CADDY	3809 S 45TH ST	TACOMA WA 98409		Short Form	1/22/2018
Category B	HAKIMI-GALANI PROPERTY	3144 MARINE VIEW DR	TACOMA WA 98421		Short Form	6/30/2016
Category B	HIDDEN CREEK	5036 S TYLER ST	TACOMA WA 98409	236115 - Home builders (except operative), single-family	Short Form	7/5/2016
Category B	HIGHLAND HILL AUTO REPAIR	5942 6TH AVE #C	TACOMA WA 98465	81111 - Automotive Mechanical and Electrical Repair and Maintenance	Short Form	4/23/2018
Category B	HUGO'S GARAGE	8218 PACIFIC AVE	TACOMA WA 98408	811118 - Other Automotive Mechanical and Electrical Repair and Maintenance	Short Form	7/5/2016
Category B	HUXTABLES KITCHEN	1124 54TH AVE	FIFE WA 98424	311991 - Prepared meals, perishable, packaged for individual resale, 561499 - Address bar coding services	Short Form	10/21/2016
Category B	IN MOTION AUTO WRECKING	4822 S ADAMS ST	TACOMA WA 98409			
Category B	JACKS CUSTOM MACHINE SHOP	2114 SOUTH TACOMA WAY	TACOMA WA 98409	33271 - Machine Shops	Short Form	7/5/2016
Category B	JDA SECURITY ALLIANCE	1106 CENTER ST	TACOMA WA 98409		Short Form	1/22/2018
Category B	JESSE ENGINEERING COMPANY-MOVED	5225 7TH ST E	FIFE WA 98424	33231 - Plate Work and Fabricated Structural Product Manufacturing	Short Form	11/6/2014
Category B	JMS CONSULTANTS	1512 CENTER ST	TACOMA WA 98409		Short Form	1/22/2018
Category B	KANTOR DIAMOND CO	1019 PACIFIC AVE	TACOMA WA 98402	44831 - Jewelry Stores	Short Form	7/5/2016
Category B	LAND RESOURCE INC	1941 E D ST	TACOMA WA 98421	48211 - Rail Transportation	Short Form	7/5/2016
Category B	MARINE VIEW VENTURES-TRIBAL	2002 54TH AVE E	FIFE WA 98424	447110 - Gasoline stations with convenience stores	Short Form	3/29/2018
Category B	MELODY MEATS	323 E 26TH ST	TACOMA WA 98421	42447 - Meat and Meat Product Merchant Wholesalers	Short Form	12/20/2016
Category B	MICHAEL'S BODY SHOP	3419 E L ST	TACOMA WA 98404		Short Form	6/26/2018
Category B	MILGARD MANUFACTURING - WOODCLAD DIVISION	2204 70TH AVE E	FIFE WA 98424	32819 - Other Plastics Product Manufacturing	Short Form	6/27/2016
Category B	MIR G'S AUTO BODY & SALES	2905 S M ST	TACOMA WA 98409		Short Form	
Category B	MUNCHIES GREAT NORTHWEST POPCORN CO	1948 PACIFIC AVE	TACOMA WA 98402	311919 - Cheese curis and puffs manufacturing	Short Form	7/5/2016
Category B	NEW LOOK MOBILE HAND CAR WASH	5019 S WASHINGTON ST	TACOMA WA 98409		Short Form	7/8/2016
Category B	NORTHWEST KINETICS	3615 PACIFIC AVE	TACOMA WA 98418	541711 - Biotechnology research and development laboratories or service in botany	Short Form	7/5/2016
Category B	NORTHWEST SANDBLASTING & PAINTING INC	701 E F ST	TACOMA WA 98421	23891 - Site Preparation Contractors, 336611 - Ship Building and Repairing	Short Form	6/14/2018
Category B	NOVIUS COMPOSITES INC. NC KAYAKS	2911 CHANDLER ST	TACOMA WA 98409	336612 - Air boat building, 336612 - Boat Building	Short Form	11/6/2014

2018 Form 1  
Industrial User Survey Program Summary

PRETREATMENT CATEGORY	COMPANY NAME	DATE SURVEY RETURNED	DATE RESUBMITTAL REQUESTED	DATE COMPLETED SURVEY OBTAINED	LAST INSPECTION DATE	COMMENTS	Column 1
Category B	DUPLICATE - DR'S WEST & WEST PS	2/8/2016		3/3/2016			12/28/2015
Category B	FAST UNDERCAR			7/18/2016	11/3/2016		10/15/2013
Category B	FOUR STAR AUTO CARE			7/18/2016	7/17/2014		7/22/2014
Category B	GARSON TRUCK WASH			8/12/2016		Updated Facility Address	5/12/2015
Category B	GLACIER PACKAGING INC			7/18/2016	5/21/2013		10/1/2014
Category B	GOLD CADDY			2/14/2018			1/10/2018
Category B	HAKIMI-GALANI PROPERTY			7/18/2016	12/8/2017		6/2/2015
Category B	HIDDEN CREEK			7/18/2016	9/5/2018		3/25/2015
Category B	HIGHLAND HILL AUTO REPAIR			6/11/2018	10/31/2017		10/1/2014
Category B	HUGO'S GARAGE			7/20/2016	2/6/2015		1/8/2015
Category B	HUXTABLES KITCHEN			11/17/2016	10/5/2015	Certified: 7011 2000 0000 7256 6793	8/23/2013
Category B	IN MOTION AUTO WRECKING				1/23/2018		10/1/2014
Category B	JACKS CUSTOM MACHINE SHOP			7/18/2016	5/23/2013		10/1/2014
Category B	JDA SECURITY ALLIANCE	2/27/2018		3/12/2018			1/10/2018
Category B	JESSE ENGINEERING COMPANY-MOVED			11/18/2014	1/22/2009		10/1/2014
Category B	JMS CONSULTANTS			2/14/2018	2/11/2009		10/1/2014
Category B	KANTOR DIAMOND CO			7/18/2016	10/8/2009		10/1/2014
Category B	LAND RESOURCE INC			7/18/2016	1/28/2011		10/1/2014
Category B	MARINE VIEW VENTURES-TRIBAL	4/30/2018		5/17/2018	9/18/2015		1/1/2013
Category B	MELODY MEATS	12/29/2016		1/5/2017	7/17/2012		10/1/2014
Category B	MICHAEL'S BODY SHOP			8/28/2018			5/2/2017
Category B	MILGARD MANUFACTURING - WOODCLAD DIVISION			7/25/2016	6/19/2009		10/1/2014
Category B	MIR G'S AUTO BODY & SALES			9/3/2015	4/30/2014		1/1/2013
Category B	MUNCHIES GREAT NORTHWEST POPCORN CO			7/18/2016			5/12/2015
Category B	NEW LOOK MOBILE HAND CAR WASH			7/20/2016	9/17/2015	Sent 7/7/16	9/17/2015
Category B	NORTHWEST KINETICS			7/18/2016	12/12/2007		10/1/2014
Category B	NORTHWEST SANDBLASTING & PAINTING INC	6/28/2018		6/28/2018	9/1/2011		10/1/2014
Category B	NOVUS COMPOSITES INC. NC KAYAKS			2/13/2015	2/12/2009		10/1/2014

2018 Form 1  
Industrial User Survey Program Summary

PRETREATMENT CATEGORY	COMPANY NAME	ADDRESS	CITY STATE ZIP	NAICS OR SIC CODES BUSINESS TYPE	SURVEY TYPE	DATE SURVEY SENT
Category B	OLD TIME WOODWORK, INC	2101 S C ST	TACOMA WA 98402	337110 - Bathroom vanities (except freestanding), stock or custom wood, manufacturing	Short Form	7/5/2016
Category B	PACIFIC MACHINE SHOP INC	636 E 15TH ST	TACOMA WA 98421	332710 - Chemical milling job shops	Short Form	7/5/2016
Category B	PETRIE ADVANCED DENTAL DESIGN	1550 S UNION AVE	TACOMA WA 98405	621210 - Offices of Dentists	Short Form	12/24/2015
Category B	PHOENIX ENVIRONMENTAL SERVICES, INC	2212 PORT OF TACOMA RD	TACOMA WA 98421	562219 - Nonhazardous waste treatment and disposal facilities (except combustors, incinerators, landfills, sewer systems, sewage treatment facilities)	Permit Application	
Category B	POINT DEFIANCE HEARING	2202 CENTER ST	TACOMA WA 98409	338612 - Air boat building	Short Form	3/28/2017
Category B	RAINIER COLLISION CENTER	4355 S WASHINGTON ST	TACOMA WA 98409	81111 - Automotive Mechanical and Electrical Repair and Maintenance	Short Form	3/28/2017
Category B	SAD - CITY OF TACOMA - WEST COMPANY	747 MARKET ST	TACOMA WA 98402		Short Form	9/29/2016
Category B	SAD 15-012 CENTER FOR URBAN WATERS	326 E D ST	TACOMA WA 98421		Short Form	
Category B	SAD 15-014 UW TACOMA	1735 JEFFERSON AVE	TACOMA WA 98402		Short Form	
Category B	SAD 15-017 GLACIER CONSTRUCTION	3510 S MULLEN ST	TACOMA WA 98409		Short Form	6/30/2016
Category B	SAD 15-018 KLB	3208 20TH STREET EAST	FIFE WA 98424		Short Form	7/8/2016
Category B	SAD 15-020 TACOMA METALS	1754 THORNE RD	TACOMA WA 98421		Short Form	
Category B	SAD 15-021 WDOE POINT DEFIANCE PARK	5400 N PEARL ST	TACOMA WA 98407		Short Form	
Category B	SAD 15-025 NORDIC CONSTRUCTION, INC	106 55TH AVE E	FIFE WA 98424		Short Form	7/8/2016
Category B	SAD 16-002 WSDOT AMTRAK STATION AT FREIGHT HOUSE	2501 E D ST	TACOMA WA 98421		Short Form	
Category B	SAD 16-003 FATBOY CONSTRUCTION	2805 N STARR ST	TACOMA WA 98403		Short Form	
Category B	SAD 16-004 ALSTON CONSTRUCTION	7012 20TH ST E	FIFE WA 98424		Short Form	
Category B	SAD 16-007 BOSS CONSTRUCTION INC (PSE TACOMA LNG)	1001 E ALEXANDER AVE	TACOMA WA 98421		Short Form	
Category B	SAD 16-015 ACTIVE CONSTRUCTION INC	5002 PACIFIC AVE	TACOMA WA 98408		Short Form	
Category B	SAD 17-005 DCT INDUSTRIAL	3320 LINCOLN AVE	TACOMA WA 98421		Short Form	
Category B	SAD 17-006 STERICYCLE ENVIRONMENTAL SOLUTIONS	1701 E ALEXANDER AVE	TACOMA WA 98421		Short Form	
Category B	SAD 17-007 TPU HVAC WELL	3628 S 35TH ST	TACOMA WA 98409		Short Form	
Category B	SAD 17-008 PSE PIPELINE	3701 TAYLOR WAY	TACOMA WA 98421		Short Form	
Category B	SAD 17-009 TPU DECANT FACILITY	4102 S 74TH ST	TACOMA WA 98409		Short Form	
Category B	SAD 17-011 AVENUE 55	1514 TAYLOR WAY	TACOMA WA 98421		Short Form	
Category B	SAD 17-013 FLATIRON (RAILROAD TRESTLE PROJECT)	801 E 26TH ST	TACOMA WA 98421		Short Form	
Category B	SAD 17-014 JOHANSEN EXCAVATING	722 S 38TH ST	TACOMA WA 98418		Short Form	

2018 Form 1  
Industrial User Survey Program Summary

PRETREATMENT CATEGORY	COMPANY NAME	DATE SURVEY RETURNED	DATE RESUBMITTAL REQUESTED	DATE COMPLETED SURVEY OBTAINED	LAST INSPECTION DATE	COMMENTS	Column 1
Category B	OLD TIME WOODWORK, INC			7/18/2016	2/10/2010		10/1/2014
Category B	PACIFIC MACHINE SHOP INC			7/18/2016	4/23/2013		10/1/2014
Category B	PETRIE ADVANCED DENTAL DESIGN			6/9/2016			12/24/2015
Category B	PHOENIX ENVIRONMENTAL SERVICES, INC	10/1/2013		3/4/2014	12/9/2015		5/5/2015
Category B	POINT DEFIANCE HEARING	4/2/2018		5/11/2018	11/28/2016		10/1/2014
Category B	RAINIER COLLISION CENTER				6/23/2011		10/1/2014
Category B	SAD - CITY OF TACOMA - WEST COMPANY						2/9/2016
Category B	SAD 15-012 CENTER FOR URBAN WATERS						2/3/2016
Category B	SAD 15-014 UW TACOMA						2/9/2016
Category B	SAD 15-017 GLACIER CONSTRUCTION						2/9/2016
Category B	SAD 15-018 KLB						2/4/2016
Category B	SAD 15-020 TACOMA METALS						2/9/2016
Category B	SAD 15-021 WDOE POINT DEFIANCE PARK						5/20/2016
Category B	SAD 15-025 NORDIC CONSTRUCTION, INC						2/4/2016
Category B	SAD 16-002 WSDOT AMTRAK STATION AT FREIGHT HOUSE	8/12/2016		8/15/2016			5/17/2016
Category B	SAD 16-003 FATBOY CONSTRUCTION						4/7/2016
Category B	SAD 16-004 ALSTON CONSTRUCTION						4/7/2016
Category B	SAD 16-007 BOSS CONSTRUCTION INC (PSE TACOMA LNG)						8/22/2016
Category B	SAD 16-015 ACTIVE CONSTRUCTION INC						11/14/2016
Category B	SAD 17-005 DCT INDUSTRIAL						5/30/2017
Category B	SAD 17-006 STERICYCLE ENVIRONMENTAL SOLUTIONS						5/17/2016
Category B	SAD 17-007 TPU HVAC WELL						7/20/2017
Category B	SAD 17-008 PSE PIPELINE						7/20/2017
Category B	SAD 17-009 TPU DECANT FACILITY						7/20/2017
Category B	SAD 17-011 AVENUE 55						7/20/2017
Category B	SAD 17-013 FLATIRON (RAILROAD TRESTLE PROJECT)				7/27/2016		6/17/2016
Category B	SAD 17-014 JOHANSEN EXCAVATING				9/29/2017		8/17/2017

2018 Form 1  
Industrial User Survey Program Summary

PRETREATMENT CATEGORY	COMPANY NAME	ADDRESS	CITY STATE ZIP	NAICS OR SIC CODES BUSINESS TYPE	SURVEY TYPE	DATE SURVEY SENT
Category B	SAD 17-015 PSE LNG PLANT RENEWAL (WRS)	1001 E ALEXANDER AVE	TACOMA WA 98421			
Category B	SAD 17-016 ABSHER TACOMA CONV CENTER HOTEL	1500 COMMERCE ST	TACOMA WA 98402			
Category B	SAD 17-017 TURNER CONSTRUCTION PT DEFIANCE AQUARIU	5400 N PEARL ST	TACOMA WA 98407			
Category B	SAD 17-018 MOTIVE POWER MARINE	401 E ALEXANDER AVE	TACOMA WA 98421			
Category B	SAD 17-020 BN BUILDERS ALLENMORE HOSPITAL	1901 S UNION AVE	TACOMA WA 98405			
Category B	SAD 17-021 RUSH COMERCIAL CONSTRUCTION THE HAILEY	1210 TACOMA AVE S	TACOMA WA 98402			
Category B	SAD 17-022 CORSTONE CONTRACTORS MARKET STREET	1554 MARKET ST	TACOMA WA 98402			
Category B	SAD 17-023 JTM CONSTRUCTION TACOMA ART MUSEUM	1701 PACIFIC AVE	TACOMA WA 98402			
Category B	SAD 17-024 TITAN EXCAVATING BROWNS POINT ELEMENTAR	1526 51ST ST NE	TACOMA WA 98422			
Category B	SAD 17-026 ANDERSON CONSTRUCTION MCMENAMINS	565 BROADWAY	TACOMA WA 98402			
Category B	SAD 17-027 PSE PORTLAND AVE GAS MAIN PROJECT	1402 E 30TH ST	TACOMA WA 98404			
Category B	SAD 18-001 ABSHER CONSTRUCTION TACOMA TOWN CENTER	2120 JEFFERSON AVE	TACOMA WA 98402			
Category B	SAD 18-002 SCI INFRASTRUCTURE PT DEFIANCE INTERSEC	5310 N PEARL ST	TACOMA WA 98407			
Category B	SAD 18-003 COWLITZ CLEAN SWEEP FIFE TANKER(16-014)	3299 20TH ST E # SCA 479	FIFE WA 98424			
Category B	SAD 18-004 CITY OF FIFE SR99 PROJECT	5405 PACIFIC HWY E	FIFE WA 98424			
Category B	SAD 18-005 ATKINSON COT PUYALLUP AVE BRIDGE	2206 E Q ST	TACOMA WA 98421			
Category B	SAD 18-006 ABSHER / KITCHELL CASINO GARAGE	2811 E PORTLAND AVE	TACOMA WA 98404			
Category B	SAD 18-008 PORT OF TACOMA	3400 TAYLOR WAY	TACOMA WA 98421			
Category B	SAD 18-009 PETRO CARD	4310 PACIFIC HWY E	FIFE WA 98424			
Category B	SAD 18-010 CITY OF FIFE PORT OF TACOMA RD	3309 PACIFIC HWY E	FIFE WA 98424			
Category B	SAD MAYBE - ENVIRONMENTAL ASSOCIATES	1712 6TH AVE	TACOMA WA 98405		Permit Application	3/1/2014
Category B	SAVYBOAT MODELS	5303 PACIFIC HWY E	FIFE WA 98424		Short Form	6/19/2017
Category B	SCEAR	1752 VENTURA DR	TACOMA WA 98465		Short Form	5/16/2018
Category B	SERIOUS CUSTOMS	2324 JEFFERSON AVE	TACOMA WA 98402	81111 - Automotive Mechanical and Electrical Repair and Maintenance	Short Form	7/5/2016
Category B	SHIFT AUTO SPORT-1840	2103 RAILROAD ST	TACOMA WA 98409	81111 - Automotive Mechanical and Electrical Repair and Maintenance		
Category B	SIMPSON LUMBER COMPANY SAW MILL	917 E 11TH ST	TACOMA WA 98421	32111 - Sawmills and Wood Preservation	Short Form	11/6/2014
Category B	SLUGGO BREWERY	2712 6TH AVE	TACOMA WA 98406		Short Form	11/2/2016
Category B	SPECIAL ED'S CYCLE REPAIR	1501 S 58TH ST	TACOMA WA 98408	811490 - Motorcycle repair shops without retailing new motorcycles	Short Form	9/26/2016
Category B	SPIC & SPAN MAN DETAILING	6010 S VERDE ST	TACOMA WA 98409		Short Form	8/2/2016

2018 Form 1  
Industrial User Survey Program Summary

PRETREATMENT CATEGORY	COMPANY NAME	DATE SURVEY RETURNED	DATE RESUBMITTAL REQUESTED	DATE COMPLETED SURVEY OBTAINED	LAST INSPECTION DATE	COMMENTS	Column 1
Category B	SAD 17-015 PSE LNG PLANT RENEWAL (WRS)						8/17/2017
Category B	SAD 17-016 ABSHER TACOMA CONV CENTER HOTEL						8/17/2017
Category B	SAD 17-017 TURNER CONSTRUCTION PT DEFIANCE AQUARIU				8/23/2017		8/24/2017
Category B	SAD 17-018 MOTIVE POWER MARINE				1/19/2018		10/17/2017
Category B	SAD 17-020 BN BUILDERS ALLENMORE HOSPITAL						10/17/2017
Category B	SAD 17-021 RUSH COMERCIAL CONSTRUCTION THE HAILEY STREET				4/3/2018		11/7/2017
Category B	SAD 17-022 CORSTONE CONTRACTORS MARKET STREET						11/7/2017
Category B	SAD 17-023 JTM CONSTRUCTION TACOMA ART MUSEUM						11/7/2017
Category B	SAD 17-024 TITAN EXCAVATING BROWNS POINT ELEMENTAR						11/21/2017
Category B	SAD 17-026 ANDERSON CONSTRUCTION MCMENAMINS						2/6/2018
Category B	SAD 17-027 PSE PORTLAND AVE GAS MAIN PROJECT CENTER						2/6/2018
Category B	SAD 18-001 ABSHER CONSTRUCTION TACOMA TOWN INTERSEC						3/6/2018
Category B	SAD 18-002 SCI INFRASTRUCTURE PT DEFIANCE						3/9/2018
Category B	SAD 18-003 COWLITZ CLEAN SWEEP FIFE TANKER(16-014)						10/17/2016
Category B	SAD 18-004 CITY OF FIFE SR99 PROJECT						3/9/2018
Category B	SAD 18-005 ATKINSON COT PUYALLUP AVE BRIDGE						3/19/2018
Category B	SAD 18-006 ABSHER / KITCHELL CASINO GARAGE				5/22/2018		4/7/2017
Category B	SAD 18-008 PORT OF TACOMA						6/7/2018
Category B	SAD 18-009 PETRO CARD						6/7/2018
Category B	SAD 18-010 CITY OF FIFE PORT OF TACOMA RD						6/7/2018
Category B	SAD MAYBE - ENVIRONMENTAL ASSOCIATES	4/14/2015		4/15/2015		SAD ISSUED	5/12/2015
Category B	SAVYBOAT MODELS					GOLD AND SILVER BROKER	5/12/2015
Category B	SCEAR						5/16/2018
Category B	SERIOUS CUSTOMS			7/18/2016	10/15/2008		10/1/2014
Category B	SHIFT AUTO SPORT-1840				3/15/2018		10/1/2014
Category B	SIMPSON LUMBER COMPANY SAW MILL	12/1/2014		7/6/2016	12/6/2012		10/1/2014
Category B	SLUGGO BREWERY	11/8/2016		11/10/2016	7/22/2009		10/1/2014
Category B	SPECIAL ED'S CYCLE REPAIR	11/8/2016		11/10/2016	12/5/2018		9/26/2016
Category B	SPIC & SPAN MAN DETAILING	8/19/2016		8/22/2016			8/3/2016

2018 Form 1  
Industrial User Survey Program Summary

PRETREATMENT CATEGORY	COMPANY NAME	ADDRESS	CITY STATE ZIP	NAICS OR SIC CODES BUSINESS TYPE	SURVEY TYPE	DATE SURVEY SENT
Category B	STERLING DENTAL HYGIENE SERVICES	1118 E 63RD ST	TACOMA WA 98404	621210 - Offices of Dentists	Short Form	12/24/2015
Category B	SUPERIOR TANK LINES NRTHWEST DIV LLC	2326 MILWAUKEE WAY	TACOMA WA 98421	42471 - Petroleum Bulk Stations and Terminals	Short Form	4/23/2018
Category B	SWEET PACK	3311 S LAWRENCE ST	TACOMA WA 98409		Short Form	1/22/2018
Category B	TACOMA AUTO BODY	6402 SOUTH TACOMA WAY 3	TACOMA WA 98409	811121 - Automotive paint shops		
Category B	TACOMA DODGE	3808 SOUTH TACOMA WAY	TACOMA WA 98409	238340 - Ceramic tile installation	Short Form	11/13/2016
Category B	TAGRO 4102	4102 E 11TH ST	TACOMA WA 98421		Short Form	12/13/2017
Category B	TAHOMA EXPRESS #5	2002 54TH AVE E	FIFE WA 98424	447111 - Gasoline Stations with Convenience Stores	Short Form	3/29/2018
Category B	THE CAR BAR-0400	2911 SOUTH TACOMA WAY	TACOMA WA 98409	811192 - Automotive detailing services (i.e., cleaning, polishing)	Short Form	6/2/2017
Category B	TMJ ASSOCIATES	6004 WESTGATE BLVD 210	TACOMA WA 98406		Short Form	6/2/2017
Category B	TRIPPLE 7 AUTO CARE	6402 MCKINLEY AVE	TACOMA WA 98404	811111 - Automotive Mechanical and Electrical Repair and Maintenance		
Category B	VISI PRINTING	2331 ROSS WAY	TACOMA WA 98421		Short Form	11/16/2014
Category B	WAGNER DEVELOPMENT SERVICES LLC	4425 S ORCHARD ST	TACOMA WA 98409	236220 - Addition, alteration and renovation general contractors, commercial and institutional building, 236220 - Commercial and Institutional Building Construction	Short Form	11/21/2016
Category B	WESTERN B NORTHWEST WA LLC	1401 ST PAUL AVE	TACOMA WA 98421	493110 - Warehousing and storage, general merchandise	Short Form	6/7/2016
Category B	WESTPAC MARINE SRVCS INC	2316 JEFFERSON AVE	TACOMA WA 98402		Short Form	11/3/2016
Category B	PUYALLUP TRIBE, NORTSHORE GOLF COURSE	4901 FAIRWOOD BLVD NE	TACOMA WA 98422	531110 - Lessors of Residential Buildings and Dwellings	Short Form	8/28/2018
Category B	PUYALLUP TRIBE, TAHOMA EXPRESS 76 STATION - 2002	2002 54TH AVE E	TACOMA WA 98424	447110 - Gasoline with convenience stores		
Category B	CHEVRON- SHAEFFER'S AUTOMOTIVE	5043 N PEARL ST	TACOMA WA 98407	447190 - Service stations, gasoline	Short Form	3/29/2018
Category B	SOUND STARTER REBUILD	5106 N PEARL ST	TACOMA WA 98407	811111 - Automotive Mechanical and Electrical Repair and Maintenance	Short Form	11/2/2016
Category B	SAD - STORMWATER MAIN 6270903 REPLACEMENT	921 DOCK ST	TACOMA WA 98402	237110 - Storm sewer construction		
Category B	SAD 16-010 FORMA CONSTRUCTION (TACOMA SCHOOL SAMI)	5715 N ANIMAL LOOP RD	TACOMA WA 98407			
Category B	SAD 16-013 SIERRA CONSTRUCTION STADIUM APARTMENTS	102 N G ST	TACOMA WA 98403			
Category B	SAD 17-002 RAFN COMPANY HOME STREET BANK	1501 S UNION AVE	TACOMA WA 98405			
Category B	SAD 17-010 KORSMO EASTSIDE COMMUNITY CENTER	1801 E 56TH ST	TACOMA WA 98404			
Category B	SAD 17-012 FRANK TOBEY JONES ACCRETE CONSTRUCTION	5340 N BRISTOL ST	TACOMA WA 98407			
Category B	SAD 17-019 HAMILTON CONSTRUCTION (RENEWAL 15-008)	3208 20TH STREET EAST, BUILDING #9	FIFE WA 98424			

2018 Form 1  
Industrial User Survey Program Summary

PRETREATMENT CATEGORY	COMPANY NAME	DATE SURVEY RETURNED	DATE RESUBMITTAL REQUESTED	DATE COMPLETED SURVEY OBTAINED	LAST INSPECTION DATE	COMMENTS	Column 1
Category B	STERLING DENTAL HYGIENE SERVICES			3/31/2016		Dental Survey	12/24/2015
Category B	SUPERIOR TANK LINES NRTHWST DIV LLC	5/11/2018	12/12/2016	5/17/2018			5/12/2015
Category B	SWEET PACK			2/14/2018			1/10/2018
Category B	TACOMA AUTO BODY						12/13/2017
Category B	TACOMA DODGE			12/1/2016	10/6/2010		10/1/2014
Category B	TAGRO 4102	1/8/2018		1/8/2018	8/10/2012	New Tagro	10/1/2014
Category B	TAHOMA EXPRESS #5	4/30/2018		5/1/2018	7/10/2008		10/1/2014
Category B	THE CAR BAR-0400				5/15/2017	Hand Delivered - Joe Wengert (Sales Manager) 4/74-7274	1/8/2014
Category B	TMJ ASSOCIATES			2/14/2018			12/24/2015
Category B	TRIPPLE 7 AUTO CARE				11/12/2008		10/1/2014
Category B	VISI PRINTING			4/14/2016	5/28/2010		10/1/2014
Category B	WAGNER DEVELOPMENT SERVICES LLC	12/8/2016		12/1/2016	11/26/2018		1/1/2013
Category B	WESTERN B NORTHWEST WA LLC			6/22/2016		Survey was returned by Dart Container Corp. Their address is listed as 1401 St. Paul Ave. #300, Tacoma 98421. I will create an entry for Dart and upload survey into that business. Unsure if Western B still resides at this address in another suite.	6/6/2016
Category B	WESTPAC MARINE SRVCS INC	11/10/2016		11/14/2016	6/7/2013		10/1/2014
Category B	PUYALLUP TRIBE, NORTSHORE GOLF COURSE				12/5/2018		8/13/2013
Category B	PUYALLUP TRIBE, TAHOMA EXPRESS 76 STATION - 2002				12/5/2018		12/9/2014
Category B	CHEVRON- SHAEFFER'S AUTOMOTIVE	4/9/2018		4/10/2018	9/7/2018		1/12/2017
Category B	SOUND STARTER REBUILD	11/10/2016		11/14/2016	8/11/2017		10/1/2014
Category B	SAD - STORMWATER MAIN 6270903 REPLACEMENT				9/25/2015		9/25/2015
Category B	SAD 16-010 FORMA CONSTRUCTION (TACOMA SCHOOL SAMI)						8/22/2016
Category B	SAD 16-013 SIERRA CONSTRUCTION STADIUM APARTMENTS				11/2/2016		10/17/2016
Category B	SAD 17-002 RAFN COMPANY HOME STREET BANK				8/29/2017		4/7/2017
Category B	SAD 17-010 KORSMO EASTSIDE COMMUNITY CENTER				9/7/2017		7/20/2017
Category B	SAD 17-012 FRANK TOBEY JONES ACCRETE CONSTRUCTION				10/13/2017		9/25/2017
Category B	SAD 17-019 HAMILTON CONSTRUCTION (RENEWAL 15-008)				8/11/2016		9/9/2015



2018 Form 1  
Industrial User Survey Program Summary

PRETREATMENT CATEGORY	COMPANY NAME	ADDRESS	CITY STATE ZIP	NAICS OR SIC CODES BUSINESS TYPE	SURVEY TYPE	DATE SURVEY SENT
Category B - MIU	SAD 17-025 SIERRA CONSTRUCTION TACOMA IPT	917 E 11TH ST	TACOMA WA 98421			
Category B	TACOMA HOUSING AUTHORITY MAINTENANCE BUILDING	4460 E R ST	TACOMA WA 98404	561730 - Arborist services	Short Form	11/3/2016
Category B	TACOMA SCHOOLS BUS SERVICE CENTER	4002 S CEDAR ST	TACOMA WA 98409	485410 - School bus services	Short Form	11/6/2014
Category B	WILSON HIGH SCHOOL	1202 N ORCHARD ST	TACOMA WA 98406			
Category B - MIU	FME FAMILY DENTAL	6104 20TH ST E	TACOMA WA 98424	621210 - DMDs' (doctors of dental medicine) offices (e.g., centers, clinics)	Short Form	11/3/2016
Category B - MIU	HUMAN LIFE OF WASHINGTON	5013 PACIFIC HWY E #5	FIFE WA 98424			
Category B - MIU	INDUSTRIAL RESEARCH PRODUCTS	2505 FRANK ALBERT RD	FIFE WA 98424	325611 - Detergents (e.g., dishwashing, industrial, laundry) manufacturing, 325998 - Activated carbon or charcoal manufacturing, 424690 - Detergents merchant wholesalers	Permit Application	7/2/2014
Category B - MIU	MILGARD MANUFACTURING - PULTRUSION DIVISION	2935 70TH AVE E	TACOMA WA 98424	326199 - All Other Plastics Product Manufacturing	Short Form	11/6/2014
Category B - MIU	MISSION FOODS - GRUMA CORPORATION	6611 VALLEY AVE E	FIFE WA 98424		Short Form	3/29/2018
Category B - MIU	NEW HORIZON CHRISTIAN CENTER	5600 VALLEY AVE E	FIFE WA 98424	311830 - Tortillas manufacturing		
Category B - MIU	PEXCO	3110 70TH AVE E	TACOMA WA 98424		Permit Application	
Category B - MIU	XPO LOGISTICS FREIGHT, INC.	7211 28TH ST E	FIFE WA 98424	493120 - Bonded warehousing, refrigerated	Short Form	9/30/2016
Category B - MIU	BLAST PRESSURE WASH SYSTEMS	PO BOX 4163	SPANAWAY WA 98387	811192 - Automotive washing and polishing	Short Form	5/22/2018
Category B - MIU	ACTION SERVICES	7453 S MADISON ST	TACOMA WA 98409	42469 - Other Chemical and Allied Products Merchant Wholesalers, 561790 - Parking lot cleaning (e.g., power sweeping, washing) services	Short Form	11/3/2016
Category B - MIU	ARCLIN	2144 MILWAUKEE WAY	TACOMA WA 98421	325211 - Acetal resins manufacturing	Short Form	11/6/2014
Category B - MIU	BACCUS DETAILING	5601 N 37TH ST CC7	TACOMA WA 98407	811192 - Automotive washing and polishing	Short Form	4/6/2018
Category B - MIU	BATES ECEAP (SOUTH)	2201 S 78TH ST	TACOMA WA 98409	611210 - Schools, junior college vocational	Short Form	11/4/2016
Category B - MIU	BU'S BREW PUB	4502 S STEELE ST 1500	TACOMA WA 98409	312120 - Breweries	Short Form	6/14/2018
Category B - MIU	BLACK FLEET BREWING	2302 FAWCETT AVE	TACOMA WA 98402	312120 - Beer brewing		
Category B - MIU	BRADKEN MACHINE SHOP	3611 S WARNER ST	TACOMA WA 98409		Short Form	4/18/2016
Category B - MIU	BRIGHT NOW DENTAL 4027	4027 TACOMA MALL BLVD M	TACOMA WA 98409		Short Form	5/21/2018
Category B - MIU	BROWN & HALEY	110 E 26TH ST	TACOMA WA 98421	311330 - Baking chocolate made from purchased chocolate, 311330 - Chocolate covered candy bars made from purchased chocolate, 311340 - Candy bars, nonchocolate, manufacturing	Short Form	6/13/2018
Category B - MIU	CHIHULY STUDIO	1401 ST PAUL AVE	TACOMA WA 98421	32721 - Glass and Glass Product Manufacturing	Short Form	11/6/2014
Category B - MIU	CITADEL MARINE CENTER	401 E ALEXANDER AVE	TACOMA WA 98421	81149 - Other Personal and Household Goods Repair and Maintenance	Short Form	11/6/2014
Category B - MIU	DUNAGAN BREWING	1126 COMMERCE ST UNIT 2	TACOMA WA 98402	312120 - Beer brewing	Short Form	11/3/2016
Category B - MIU	DYSTOPIAN STATE BREWING	611 S BAKER ST	TACOMA WA 98402	312120 - Beer brewing		
Category B - MIU	ENGINE HOUSE NO. 9	611 N PINE ST	TACOMA WA 98406	312120 - Beer brewing	Short Form	11/3/2016

2018 Form 1  
Industrial User Survey Program Summary

PRETREATMENT CATEGORY	COMPANY NAME	DATE SURVEY RETURNED	DATE RESUBMITTAL REQUESTED	DATE COMPLETED SURVEY OBTAINED	LAST INSPECTION DATE	COMMENTS	Column 1
Category B	SAD 17-025 SIERRA CONSTRUCTION TACOMA IPT				8/22/2017		1/27/2017
Category B	TACOMA HOUSING AUTHORITY MAINTENANCE BUILDING	12/12/2016		12/15/2016	1/4/2018		1/1/2013
Category B	TACOMA SCHOOLS BUS-SERVICE CENTER	9/16/2015		7/7/2016	1/10/2018		1/1/2013
Category B	WILSON HIGH SCHOOL				1/19/2018		1/1/2013
Category B - MIU	FME FAMILY DENTAL	11/10/2016		11/14/2016			8/8/2016
Category B - MIU	HUMAN LIFE OF WASHINGTON				4/26/2017		4/26/2017
Category B - MIU	INDUSTRIAL RESEARCH PRODUCTS	1/23/2015	8/2/2014	1/23/2015	5/3/2017	ZERO DISCHARGE - SUBJECT TO 40 CFR PART 417 SUBPART P; Pending Review	5/12/2015
Category B - MIU	MILGARD MANUFACTURING - PULTRUSION DIVISION			12/1/2014			1/1/2013
Category B - MIU	MISSION FOODS - GRUMA CORPORATION	4/27/2018		5/1/2018	6/20/2018		11/5/2014
Category B - MIU	NEW HORIZON CHRISTIAN CENTER				7/26/2018		6/20/2018
Category B - MIU	PEXCO	10/20/2016		1/4/2017	7/2/2014		7/2/2014
Category B - MIU	XPO LOGISTICS FREIGHT, INC.	10/11/2016		10/11/2016			7/28/2016
Category B - MIU	BLAST PRESSURE WASH SYSTEMS			5/22/2018		mobile washer outside of Tacoma. No survey	1/8/2014
Category B - MIU	ACTION SERVICES				6/8/2016		10/1/2014
Category B - MIU	ARCLIN	12/1/2014		12/2/2014	2/1/2017		10/1/2014
Category B - MIU	BACCUS DETAILING					Sent on 3/28/18 but it came back with a note giving a new address. Resending to 7623 193rd St CLE, Spanaway, WA 98387-5062	7/31/2017
Category B - MIU	BATES ECEAP (SOUTH)	12/1/2016		12/5/2016	7/2/2018		6/1/2015
Category B - MIU	BJ'S BREW PUB				10/2/2015		10/22/2013
Category B - MIU	BLACK FLEET BREWING				9/21/2018		9/21/2018
Category B - MIU	BRADKEN MACHINE SHOP	5/1/2016		5/9/2016	11/9/2007		10/1/2014
Category B - MIU	BRIGHT NOW DENTAL 4027	5/21/2018		5/21/2018			5/21/2018
Category B - MIU	BROWN & HALEY	6/28/2018		7/9/2018	9/6/2018		7/15/2013
Category B - MIU	CHIHULY STUDIO	12/26/2014		6/1/2015			5/12/2015
Category B - MIU	CITADEL MARINE CENTER	12/1/2014	11/25/2015	12/1/2015	10/29/2015		10/1/2014
Category B - MIU	DUNAGAN BREWING	12/22/2016		12/29/2016			4/29/2016
Category B - MIU	DYSTOPIAN STATE BREWING						4/11/2017
Category B - MIU	ENGINE HOUSE NO. 9	11/21/2016		11/22/2016	1/31/2018		1/1/2013

2018 Form 1  
Industrial User Survey Program Summary

PRETREATMENT CATEGORY	COMPANY NAME	ADDRESS	CITY STATE ZIP	NAICS OR SIC CODES BUSINESS TYPE	SURVEY TYPE	DATE SURVEY SENT
Category B - MIU	EPIC INDUSTRIAL SERVICES	2434 E 11TH ST	TACOMA WA 98421	561499 - Address bar coding services, 561499 - All Other Business Support Services, 811310 - Commercial and Industrial Machinery and Equipment (except Automotive and Electronic) Repair and Maintenance	Short Form	11/6/2014
Category B - MIU	FRANCO FISH PRODUCTS INC	2544 FAWCETT AVE	TACOMA WA 98402	311711 - Cannery, fish	Short Form	11/21/2016
Category B - MIU	GENERAL PLASTICS MFG CO	4910 S BURLINGTON WAY	TACOMA WA 98409	326150 - Cushions, carpet and rug, urethane and other foam plastics (except polystyrene), manufacturing	Short Form	11/6/2014
Category B - MIU	GIG HARBOR BREWING COMPANY	3120 SOUTH TACOMA WAY	TACOMA WA 98409	312120 - Breweries	Short Form	3/29/2018
Category B - MIU	HARMON PUB & BREWERY	1938 PACIFIC AVE	TACOMA WA 98402	312120 - Breweries, 722110 - Full-Service Restaurants	Short Form	3/29/2018
Category B - MIU	HARMON TAPROOM & BREWERY	204 ST HELENS AVE	TACOMA WA 98402	312120 - Ale brewing	Short Form	6/8/2018
Category B - MIU	JANKY OX BREWING PROJECT	3715 S 7TH ST	TACOMA WA 98405	312120 - Beer brewing	Short Form	
Category B - MIU	MCFARLAND CASCADE POLE & LUMBER CO	1640 MARC AVE	TACOMA WA 98421	32111 - Sawmills and Wood Preservation	Short Form	11/6/2014
Category B - MIU	MOTIVE POWER MARINE	401 E ALEXANDER AVE	TACOMA WA 98421		Permit Application	
Category B - MIU	MULTICARE TACOMA GENERAL / MARY BRIDGE HOSPITAL	315 MARTIN LUTHER KING JR WAY	TACOMA WA 98405	622 - Hospitals	Short Form	6/26/2018
Category B - MIU	MULTIMODAL ENGINEERING	1101 PORT OF TACOMA RD	TACOMA WA 98421	488320 - Loading and unloading services at ports and harbors	Short Form	3/29/2018
Category B - MIU	NARROWS BREWING COMPANY	9007 S 19TH ST #200	TACOMA WA 98465	312120 - Ale brewing	Short Form	11/6/2014
Category B - MIU	NORTH END TREATMENT PLANT - WWTP 3	4002 N WATERVIEW ST	TACOMA WA 98407	221320 - Sewage treatment plants or facilities	Short Form	6/28/2018
Category B - MIU	NORTHERN FISH COMPANY, INC	3911 S 56TH ST	TACOMA WA 98409	311712 - Chowders, frozen fish and seafood, manufacturing, 311712 - Fresh and Frozen Seafood Processing	Short Form	6/8/2018
Category B - MIU	ODD OTTER BREWING COMPANY	716 PACIFIC AVE	TACOMA WA 98402	312120 - Ale brewing, 312120 - Beer brewing	Short Form	11/6/2014
Category B - MIU	OLD SOLDIER DISTILLERY	309 PUYALLUP AVE	TACOMA WA 98421	312140 - Distilling alcoholic beverages (except brandy)	Short Form	3/29/2018
Category B - MIU	PACIFIC BREWING & MALTING CO	610 PACIFIC AVE	TACOMA WA 98402	312120 - Breweries	Short Form	11/3/2016
Category B - MIU	PALMERSTON CELLARS	1114 N VERDE ST	TACOMA WA 98406	312130 - Wineries	Short Form	10/9/2018
Category B - MIU	PEPSI BOTTLING GROUP	3101 S PINE ST	TACOMA WA 98409	312111 - Artificially carbonated waters manufacturing, 312111 - Soft Drink Manufacturing	Short Form	11/6/2014
Category B - MIU	RAIN TECH INCUBATOR (THE WEDGE)	2304 JEFFERSON AVE	TACOMA WA 98402	541711 - Biotechnology research and development laboratories or services	Permit Application	11/2/2017
Category B - MIU	RAM BREWERY	5001 S WASHINGTON ST	TACOMA WA 98409	312120 - Ale brewing	Short Form	11/21/2016
Category B - MIU	RAM RESTAURANT & BREWERY	3001 RUSTON WAY	TACOMA WA 98402	722110 - Full-Service Restaurants		
Category B - MIU	SEVEN SEAS BREWERY	2101 JEFFERSON AVE	TACOMA WA 98402	312120 - Beer brewing, 32721 - Glass and Glass Product Manufacturing	Permit Application	
Category B - MIU	SPECTRA LABORATORIES	2221 ROSS WAY	TACOMA WA 98421	541380 - Acoustics testing laboratories or services	Short Form	11/6/2014
Category B - MIU	STERLING REFERENCE LAB	2617 E L ST	TACOMA WA 98421		Short Form	12/29/2015
Category B - MIU	SUPERIOR WASH	4403 RUSSELL ROAD SUITE104	MUKILTEO WA 98275	811192 - Mobile car and truck washes	Short Form	11/3/2016

2018 Form 1  
Industrial User Survey Program Summary

PRETREATMENT CATEGORY	COMPANY NAME	DATE SURVEY RETURNED	DATE RESUBMITTAL REQUESTED	DATE COMPLETED SURVEY OBTAINED	LAST INSPECTION DATE	COMMENTS	Column 1
Category B - MIU	EPIC INDUSTRIAL SERVICES	12/3/2014		12/4/2014	12/2/2016		1/1/2013
Category B - MIU	FRANCO FISH PRODUCTS INC			12/6/2016	12/6/2016	Confirmed Categorization through inspection	10/1/2014
Category B - MIU	GENERAL PLASTICS MFG CO	12/1/2014		7/19/2016			9/24/2013
Category B - MIU	GIG HARBOR BREWING COMPANY	4/19/2018		4/23/2018			4/29/2016
Category B - MIU	HARMON PUB & BREWERY	4/9/2018		4/10/2018	1/7/2014		5/15/2013
Category B - MIU	HARMON TAPROOM & BREWERY				2/24/2010		10/1/2014
Category B - MIU	JANKY OX BREWING PROJECT	10/19/2015		3/7/2016		Small batch brewery 40 gallon runs	10/19/2015
Category B - MIU	MCFARLAND CASCADE POLE & LUMBER CO	11/25/2014		11/26/2014	2/17/2015	Site inspection 2/17/15	10/1/2014
Category B - MIU	MOTIVE POWER MARINE	3/12/2018		3/15/2018			2/23/2017
Category B - MIU	MULTICARE TACOMA GENERAL / MARY BRIDGE HOSPITAL				8/23/2018	Sent 7/7/16	10/10/2013
Category B - MIU	MULTIMODAL ENGINEERING	4/23/2018		5/1/2018			4/16/2015
Category B - MIU	NARROWS BREWING COMPANY	11/14/2014		11/15/2014			5/12/2015
Category B - MIU	NORTH END TREATMENT PLANT - WWTP 3				11/2/2018		1/26/2015
Category B - MIU	NORTHERN FISH COMPANY, INC	7/3/2018		7/9/2018	7/27/2018		1/1/2013
Category B - MIU	ODD OTTER BREWING COMPANY	11/21/2014		11/22/2014	1/14/2015		1/13/2015
Category B - MIU	OLD SOLDIER DISTILLERY	4/13/2018		4/23/2018	5/5/2017		4/29/2016
Category B - MIU	PACIFIC BREWING & MALTING CO				8/4/2017		4/29/2016
Category B - MIU	PALMERSTON CELLARS	1/9/2018		11/13/2018	11/13/2018		10/9/2018
Category B - MIU	PEPSI BOTTLING GROUP	11/14/2014		11/15/2014	10/3/2018		1/1/2013
Category B - MIU	RAIN TECH INCUBATOR (THE WEDGE)			10/22/2018	8/7/2018		8/7/2017
Category B - MIU	RAM BREWERY				7/8/2014		10/1/2014
Category B - MIU	RAM RESTAURANT & BREWERY				12/13/2016		1/1/2013
Category B - MIU	SEVEN SEAS BREWERY	7/15/2015		4/29/2016	2/11/2010		10/1/2014
Category B - MIU	SPECTRA LABORATORIES	4/20/2016	3/18/2016	4/25/2016	10/10/2016		10/1/2014
Category B - MIU	STERLING REFERENCE LAB			3/14/2016	2/23/2009		10/1/2014
Category B - MIU	SUPERIOR WASH			11/16/2016	5/21/2016		6/15/2015

2018 Form 1  
Industrial User Survey Program Summary

PRETREATMENT CATEGORY	COMPANY NAME	ADDRESS	CITY STATE ZIP	NAICS OR SIC CODES BUSINESS TYPE	SURVEY TYPE	DATE SURVEY SENT
Category B - MIU	TACOMA BREWING CO.	1116 COURT E	TACOMA WA 98402	312120 - Breweries	Permit Application	
Category B - MIU	U.S. OIL & REFINING CO.	3001 MARSHALL AVE	TACOMA WA 98421	324110 - Acid oils made in petroleum refineries, 324110 - Crude oil refining, 324110 - Oil (i.e., petroleum) refineries	Short Form	11/6/2014
Category B - MIU	URBAN ACCESSORIES INC	465 E 15TH ST	TACOMA WA 98421	331422 - Aircraft and automotive wire or cable made from purchased copper in wire drawing plants	Permit Application	12/11/2014
Category B - MIU	VIGOR MARINE	313 E F ST	TACOMA WA 98421	33661 - Ship and Boat Building, 336611 - Barge building	Permit Application	12/23/2015
Category B - MIU	WESTROCK	801 E PORTLAND AVE	TACOMA WA 98421	322130 - Paperboard Mills	Short Form	11/3/2016
Category B - MIU	WINGMAN BREWERS	509 PUYALLUP AVE 1/2	TACOMA WA 98421	312120 - Beer brewing	Short Form	11/3/2016
Category B - MIU	HARBOR KIDS DENTISTRY	4002 S M ST	TACOMA WA 98418	621210 - Offices of Dentists	Short Form	12/28/2015
Category B - MIU	LARSON MITSUBISHI	7629 SOUTH TACOMA WAY	TACOMA WA 98409	811111 - General Automotive Repair	Short Form	10/28/2015
Category B - MIU	SAD - CITY OF TACOMA STORM CLEANING PROJECT 2015	7851 S VERDE ST	TACOMA WA 98409			
Category B - MIU	SAD - ASPECT CONSULTING	9825 PACIFIC AVE	TACOMA WA 98444			
Category B - MIU	SAD - BALTIMORE PARK - METRO PARK/WDOE/RANDALL	4716 N BALTIMORE ST	TACOMA WA 98407			
Category B - MIU	SAD - CECCANT/METRO PARKS REGIONAL STORM FACILITY	4702 S 19TH ST	TACOMA WA 98405			
Category B - MIU	SAD - CITY OF TACOMA	921 DOCK ST	TACOMA WA 98402			
Category B - MIU	SAD - COLOR IN MOTION 5K	2502 S TYLER ST	TACOMA WA 98405			
Category B - MIU	SAD - COT STORM SWALE CLEANING	326 E D ST	TACOMA WA 98421			
Category B - MIU	SAD - MORRELL'S DRY CLEANER ASPECT	608 N 1ST ST	TACOMA WA 98403			
Category B - MIU	SAD - RHINE DEMOLITION INC	1123 PORT OF TACOMA RD	TACOMA WA 98421			
Category B - MIU	SAD - TACOMA WATER (TPU)	3506 S 35TH ST	TACOMA WA 98409			
Category B - MIU	SAD - THE COLOR RUN, LLC	12244 SOUTH BUSINESS PARK DRIVE STE 100	DRAPER UT 84020			
Category B - MIU	SAD 15-004 MERLINO/PORT OF TACOMA ROAD REHAB	1410 PORT OF TACOMA RD	TACOMA WA 98421			
Category B - MIU	SAD 16-009 ATKINSON CONST (METRO PARKS PHASE 1)	707 SO GRANDY WAY #500	RENTON WA 98057			
Category B - MIU	SAD 16-012 STANTEC - NEW COLD	4601 S ORCHARD ST	TACOMA WA 98409			
Category B - MIU	SAD 16-016 SWINERTON BUILDERS	3009 E PORTLAND AVE	TACOMA WA 98404			
Category B - MIU	SAD 17-004 ERM-WEST INC	2007 STEWART ST	TACOMA WA 98421			
Category B - MIU	SAD 18-007 SKANSKA CONSTRUCTION CONNECTOR PROJECT	2101 SOUTH TACOMA WAY	TACOMA WA 98409			
Category B - MIU	FISH BREWING PUB AND EATERY	5108 MAIN STREET	RUSTON WA 98407	312120 - Beer brewing	Permit Application	2/7/2017

2018 Form 1  
Industrial User Survey Program Summary

PRETREATMENT CATEGORY	COMPANY NAME	DATE SURVEY RETURNED	DATE RESUBMITTAL REQUESTED	DATE COMPLETED SURVEY OBTAINED	LAST INSPECTION DATE	COMMENTS	Column 1
Category B - MIU	TACOMA BREWING CO.	3/3/2016		7/7/2016			3/3/2016
Category B - MIU	U.S. OIL & REFINING CO.	6/17/2016	6/21/2016	6/30/2016	6/12/2018	6/22/2016 Uploaded 2nd notice letter.	1/1/2013
Category B - MIU	URBAN ACCESSORIES INC	12/12/2014		12/13/2014	3/11/2016	Received short form 12/12/14 - Cast Iron products	10/1/2014
Category B - MIU	VIGOR MARINE	3/13/2015		1/3/2016	5/31/2017		10/1/2014
Category B - MIU	WESTROCK	12/5/2016	12/1/2016	12/12/2016	4/14/2015		10/1/2014
Category B - MIU	WINGMAN BREWERS	11/16/2016		11/17/2016			4/29/2016
Category B - MIU	HARBOR KIDS DENTISTRY						12/28/2015
Category B - MIU	LARSON MITSUBISHI	1/19/2016		1/20/2016			10/28/2015
Category B - MIU	SAD - CITY OF TACOMA STORM CLEANING PROJECT 2015						8/14/2015
Category B - MIU	SAD - ASPECT CONSULTING				12/29/2015		1/8/2016
Category B - MIU	SAD - BALTIMORE PARK - METRO PARK/WDOE/RANDALL						8/14/2015
Category B - MIU	SAD - CECCANT/METRO PARKS REGIONAL STORM FACILITY						8/14/2015
Category B - MIU	SAD - CITY OF TACOMA						9/24/2015
Category B - MIU	SAD - COLOR IN MOTION 5K						5/19/2016
Category B - MIU	SAD - COT STORM SWALE CLEANING						2/9/2016
Category B - MIU	SAD - MORRELL'S DRY CLEANER ASPECT						5/19/2016
Category B - MIU	SAD - RHINE DEMOLITION INC						2/9/2016
Category B - MIU	SAD - TACOMA WATER (TPU)						8/14/2015
Category B - MIU	SAD - THE COLOR RUN, LLC				8/9/2015		8/13/2015
Category B - MIU	SAD 15-004 MERLINO/PORT OF TACOMA ROAD REHAB						8/14/2015
Category B - MIU	SAD 16-009 ATKINSON CONST (METRO PARKS PHASE 1)						7/20/2016
Category B - MIU	SAD 16-012 STANTEC - NEW COLD						10/10/2016
Category B - MIU	SAD 16-016 SWINERTON BUILDERS						2/9/2016
Category B - MIU	SAD 17-004 ERM-WEST INC						4/17/2017
Category B - MIU	SAD 18-007 SKANSKA CONSTRUCTION CONNECTOR PROJECT						2/13/2017
Category B - MIU	FISH BREWING PUB AND EATERY	2/27/2017		2/27/2017			2/27/2017

2018 Form 1  
Industrial User Survey Program Summary

PRETREATMENT CATEGORY	COMPANY NAME	ADDRESS	CITY STATE ZIP	NAICS OR SIC CODES BUSINESS TYPE	SURVEY TYPE	DATE SURVEY SENT
Category C - Domestic Equivalent	BLACK BOOK - MILLER SUNRISE	4402 30TH ST NE	TACOMA WA 98422			
Category C - Domestic Equivalent	BLACK BOOK - OLYMPIC VIEW SOUTH	8606 S ANSWORTH AVE	TACOMA WA 98444			
Category C - Domestic Equivalent	BLACKBOOK - NORPOINT HEIGHTS	411 NORPOINT WAY NE	TACOMA WA 98422			
Category C - Domestic Equivalent	BLACKBOOK - PACIFIC SUNSET	8021 S BELL ST	TACOMA WA 98408			
Category C - Domestic Equivalent	AABERG'S TOOL & EQUIPMENT	512 54TH AVE E	FIFE WA 98424	532412 - Bulldozer rental or leasing without operator	Short Form	11/6/2014
Category C - Domestic Equivalent	ACTION WEST MARKETING, INC	6021 12TH ST E	FIFE WA 98424	541613 - Customer service management consulting services	Short Form	10/21/2016
Category C - Domestic Equivalent	ACY INVESTMENTS LLC	2621 56TH AVE E	FIFE WA 98424		Short Form	4/21/2016
Category C - Domestic Equivalent	ADOLFSON & PETERSON CONSTRUCTION	5417 12TH ST E	FIFE WA 98424			
Category C - Domestic Equivalent	AGILITY AVL	6808 26TH ST E 102	FIFE WA 98424			
Category C - Domestic Equivalent	ALLIED ELECTRIC CORPORATION	5905 15TH ST E	FIFE WA 98424	238210 - Electrical contractors		
Category C - Domestic Equivalent	ALPHAPRINT	5005 PACIFIC HWY E	FIFE WA 98424		Short Form	12/1/2014
Category C - Domestic Equivalent	FERN HILL ELEMENTARY	8442 S PARK AVE	TACOMA WA 98444	611110 - Elementary schools		
Category C - Domestic Equivalent	FIRST CREEK MIDDLE SCHOOL	1801 E 56TH ST	TACOMA WA 98404	611110 - Elementary and Secondary Schools		
Category C - Domestic Equivalent	FRANKLIN ELEMENTARY SCHOOL	1402 S LAWRENCE ST	TACOMA WA 98405	611 - Educational Services		
Category C - Domestic Equivalent	GEIGER MONTESSORI SCHOOL OSPI	7401 S 8TH ST	TACOMA WA 98465	611110 - Elementary and secondary schools	Short Form	11/3/2016
Category C - Domestic Equivalent	GIAUDRONE MIDDLE SCHOOL	4902 S ALASKA ST	TACOMA WA 98408	611110 - Elementary and Secondary Schools		
Category C - Domestic Equivalent	HENRY FOSS HIGH SCHOOL	2112 S TYLER ST	TACOMA WA 98405	611110 - Elementary and Secondary Schools		
Category C - Domestic Equivalent	MCCARVER ELEMENTARY	2111 S J ST	TACOMA WA 98405			

2018 Form 1  
Industrial User Survey Program Summary

PRETREATMENT CATEGORY	COMPANY NAME	DATE SURVEY RETURNED	DATE RESUBMITTAL REQUESTED	DATE COMPLETED SURVEY OBTAINED	LAST INSPECTION DATE	COMMENTS	Column 1
Category C - Domestic Equivalent	BLACK BOOK - MILLER SUNRISE						12/7/2015
Category C - Domestic Equivalent	BLACK BOOK - OLYMPIC VIEW SOUTH				3/16/2018		9/17/2013
Category C - Domestic Equivalent	BLACKBOOK - NORPOINT HEIGHTS				3/30/2018		4/11/2017
Category C - Domestic Equivalent	BLACKBOOK - PACIFIC SUNSET						4/11/2017
Category C - Domestic Equivalent	AABERGS TOOL & EQUIPMENT	12/11/2014		12/11/2014		TOOL RENTALS - DOMESTIC EQ	5/12/2015
Category C - Domestic Equivalent	ACTION WEST MARKETING, INC	11/3/2016		11/10/2016	2/14/2017	EXPLAINED QUESTIONNAIRE	5/12/2015
Category C - Domestic Equivalent	ACY INVESTMENTS LLC	5/4/2016		5/9/2016			5/9/2016
Category C - Domestic Equivalent	ADOLFSON & PETERSON CONSTRUCTION				1/27/2017		1/27/2017
Category C - Domestic Equivalent	AGILITY AVL				9/25/2017		9/25/2017
Category C - Domestic Equivalent	ALLIED ELECTRIC CORPORATION						3/13/2017
Category C - Domestic Equivalent	ALPHAPRINT			11/25/2015		FULL SERVICE PRINTING	5/12/2015
Category C - Domestic Equivalent	FERN HILL ELEMENTARY				2/8/2018		9/26/2013
Category C - Domestic Equivalent	FIRST CREEK MIDDLE SCHOOL				2/12/2018		1/1/2013
Category C - Domestic Equivalent	FRANKLIN ELEMENTARY SCHOOL				6/27/2017		1/1/2013
Category C - Domestic Equivalent	GEIGER MONTESSORI SCHOOL OSPI	11/10/2016		11/14/2016	1/28/2019		5/1/2013
Category C - Domestic Equivalent	GIAUDRONE MIDDLE SCHOOL				1/8/2019		1/1/2013
Category C - Domestic Equivalent	HENRY FOSS HIGH SCHOOL				1/25/2018		1/1/2013
Category C - Domestic Equivalent	MCCARVER ELEMENTARY				4/17/2018		4/11/2017



2018 Form 1  
Industrial User Survey Program Summary

PRETREATMENT CATEGORY	COMPANY NAME	ADDRESS	CITY STATE ZIP	NAICS OR SIC CODES BUSINESS TYPE	SURVEY TYPE	DATE SURVEY SENT
Category C - Domestic Equivalent	POINT DEFIANCE ELEMENTARY	4330 N VISSCHER ST	TACOMA WA 98407			
Category C - Domestic Equivalent	SAMI	5502 FIVE MILE DR	RUSTON WA 98407			
Category C - Domestic Equivalent	SCHOOL OF THE ARTS	1950 PACIFIC AVE	TACOMA WA 98402			
Category C - Domestic Equivalent	TACOMA PUBLIC SCHOOLS	701 S 8TH ST	TACOMA WA 98405			
Category C - Domestic Equivalent	TACOMA SCHOOLS LOWELL ELEMENTARY	810 N 13TH ST	TACOMA WA 98403	611110 - Elementary and Secondary Schools		
Category C - Domestic Equivalent	TACOMA SCHOOLS SHERIDAN ELEMENTARY	5317 MCKINLEY AVE	TACOMA WA 98404	611110 - Elementary and Secondary Schools		
Category C - Domestic Equivalent	TACOMA SCHOOLS STAFFORD ELEMENTARY	1615 S 92ND ST	TACOMA WA 98444	611110 - Elementary schools		
Category C - Domestic Equivalent	ORCHARD GLEN INVESTMENTS LLC-0180	5032 S 58TH ST	UNIVERSITY PLACE WA 98409			
Category C - Domestic Equivalent	WSDOT HWY 16 NALLEY VALLEY PROJECT	2930 S HOSMER ST	TACOMA WA 98409	237310 - Highway Street and Bridge Construction		
Category C - Domestic Equivalent	WSDOT I-5, YAKIMA-DELIN STORMWATER PONDS	3016 DELIN ST SCA 3167	TACOMA WA 98402			
Category C - Domestic Equivalent	WSDOT NARROWS BRIDGE	7826 N WOODWORTH AVE	TACOMA WA 98406			
Category C - Domestic Equivalent	WSDOT POND 00000360 - SR-16 19TH ST EXIT	2502 S TYLER ST	TACOMA WA 98405			
Category C - Domestic Equivalent	WSDOT POND 00000361 - SR-16 19TH ST EXIT	2502 S TYLER ST	TACOMA WA 98405			
Category C - Domestic Equivalent	WSDOT POND 00000362 - SR-16 19TH ST EXIT	2502 S TYLER ST	TACOMA WA 98405			
Category C - Domestic Equivalent	WSDOT POND 00000372 - SR-16/ORCHARD POND EAST	1502 S ORCHARD ST	TACOMA WA 98465			
Category C - Domestic Equivalent	WSDOT POND 364 SR-16/JACKSON AVE STORM POND	1101 N JACKSON AVE	TACOMA WA 98406			
Category C - Domestic Equivalent	WSDOT POND 373 SR 16 & S. 12TH	1201 S BENNETT ST	TACOMA WA 98465			
Category C - Domestic Equivalent	WSDOT POND 374	1001 N PEARL ST	TACOMA WA 98406			

2018 Form 1  
Industrial User Survey Program Summary

PRETREATMENT CATEGORY	COMPANY NAME	DATE SURVEY RETURNED	DATE RESUBMITTAL REQUESTED	DATE COMPLETED SURVEY OBTAINED	LAST INSPECTION DATE	COMMENTS	Column 1
Category C - Domestic Equivalent	POINT DEFIANCE ELEMENTARY				4/13/2018		6/5/2015
Category C - Domestic Equivalent	SAMI				4/13/2018		4/11/2017
Category C - Domestic Equivalent	SCHOOL OF THE ARTS						4/11/2017
Category C - Domestic Equivalent	TACOMA PUBLIC SCHOOLS				1/10/2018		1/1/2013
Category C - Domestic Equivalent	TACOMA SCHOOLS LOWELL ELEMENTARY				4/18/2018		1/1/2013
Category C - Domestic Equivalent	TACOMA SCHOOLS SHERIDAN ELEMENTARY				2/10/2017		1/1/2013
Category C - Domestic Equivalent	TACOMA SCHOOLS STAFFORD ELEMENTARY				2/7/2018		1/1/2013
Category C - Domestic Equivalent	ORCHARD GLEN INVESTMENTS LLC-0180				6/7/2011		10/1/2014
Category C - Domestic Equivalent	WSDOT HWY 16 NALLEY VALLEY PROJECT				5/9/2016		1/1/2013
Category C - Domestic Equivalent	WSDOT I-5, YAKIMA-DELIN STORMWATER PONDS				3/25/2016		7/11/2013
Category C - Domestic Equivalent	WSDOT NARROW'S BRIDGE				3/24/2016		1/1/2013
Category C - Domestic Equivalent	WSDOT POND 00000360 - SR-16 19TH ST EXIT				12/15/2016		11/13/2013
Category C - Domestic Equivalent	WSDOT POND 00000361 - SR-16 19TH ST EXIT				12/15/2016		11/13/2013
Category C - Domestic Equivalent	WSDOT POND 00000362 - SR-16 19TH ST EXIT				12/15/2016		11/13/2013
Category C - Domestic Equivalent	WSDOT POND 00000372 - SR-16/ORCHARD POND EAST				12/20/2016		11/13/2013
Category C - Domestic Equivalent	WSDOT POND 364 SR-16/JACKSON AVE STORM POND				12/21/2016		7/5/2013
Category C - Domestic Equivalent	WSDOT POND 373 SR 16 & S. 12TH				12/20/2016		5/20/2013
Category C - Domestic Equivalent	WSDOT POND 374				12/20/2016		5/21/2013

2018 Form 1  
Industrial User Survey Program Summary

PRETREATMENT CATEGORY	COMPANY NAME	ADDRESS	CITY STATE ZIP	NAICS OR SIC CODES BUSINESS TYPE	SURVEY TYPE	DATE SURVEY SENT
Category C - Domestic Equivalent	WSDOT POND SR-16 ORCHARD WEST	105 COLUMBIA AVE	TACOMA WA 98466	921190 - Public property management services, government		
Category C - Domestic Equivalent	WSDOT POND SR-16/ 6TH AVE	630 S PEARL ST	TACOMA WA 98465			
Category C - Domestic Equivalent	WSDOT POND SR-16/CENTER STREET EXIT	4629 CENTER ST	TACOMA WA 98409			
Category C - Domestic Equivalent	WSDOT SR 509/705 JUNCTION - RSTR 104	2111 PACIFIC AVE	TACOMA WA 98402			
Category C - Domestic Equivalent	WSDOT SR-16 6-20574	3201 SOUTH TACOMA WAY	TACOMA WA 98409			
Category C - Domestic Equivalent	WSDOT SR-16/UNION PONDS	2702 S UNION AVE	TACOMA WA 98405			
Category C - Domestic Equivalent	WSDOT SR-509 MIL WAUKEE WAY POND	2603 SR 509 N FRONTAGE RD	TACOMA WA 98421			
Category C - Domestic Equivalent	WSDOT SR-509 PORT OF TACOMA POND	3600 PORT OF TACOMA RD	TACOMA WA 98424			
Category C - Domestic Equivalent	WSDOT SR509 SWALE	1901 E D ST	TACOMA WA 98421			
Category C - Domestic Equivalent	WSDOT, 'M' STREET STORMWATER PONDS	1235 SOUTH TACOMA WAY	TACOMA WA 98409			
Category C - Domestic Equivalent	CHURCH OF TRANSFIGURATION	5816 MCKINLEY AVE	TACOMA WA 98404		Short Form	9/26/2018
Category C - Domestic Equivalent	CHURCH OF TRANSFIGURATION	5816 MCKINLEY AVE	TACOMA WA 98404		Short Form	9/26/2018
Category C - Domestic Equivalent	A HELPING HAND	2407 6TH AVE	TACOMA WA 98406		Short Form	9/26/2018
Category C - Domestic Equivalent	A HELPING HAND	2407 6TH AVE	TACOMA WA 98406		Short Form	9/26/2018
Category C - Domestic Equivalent	BUDGET DETAILING	6239 S ADAMS ST	TACOMA WA 98409	811192 - Car washes	Short Form	6/8/2018
Category C - Domestic Equivalent	BUDGET DETAILING	6239 S ADAMS ST	TACOMA WA 98409	811192 - Car washes	Short Form	6/8/2018
Category C - Domestic Equivalent	COT FIRE STATION #9	3502 6TH AVE	TACOMA WA 98406	922160 - Fire departments (e.g., government, volunteer (except private))	Short Form	6/11/2018
Category C - Domestic Equivalent	COT FIRE STATION #9	3502 6TH AVE	TACOMA WA 98406	922160 - Fire departments (e.g., government, volunteer (except private))	Short Form	6/11/2018

2018 Form 1  
Industrial User Survey Program Summary

PRETREATMENT CATEGORY	COMPANY NAME	DATE SURVEY RETURNED	DATE RESUBMITTAL REQUESTED	DATE COMPLETED SURVEY OBTAINED	LAST INSPECTION DATE	COMMENTS	Column 1
Category C - Domestic Equivalent	WSDOT POND SR-16 ORCHARD WEST				3/25/2016		1/1/2013
Category C - Domestic Equivalent	WSDOT POND SR-16/6TH AVE				3/24/2016		7/31/2013
Category C - Domestic Equivalent	WSDOT POND SR-16/CENTER STREET EXIT				3/16/2016		1/1/2013
Category C - Domestic Equivalent	WSDOT SR 509/705 JUNCTION - RSTR 104				5/6/2016		7/11/2013
Category C - Domestic Equivalent	WSDOT SR-16 6-20574						1/1/2013
Category C - Domestic Equivalent	WSDOT SR-16/UNION PONDS				12/20/2016		1/1/2013
Category C - Domestic Equivalent	WSDOT SR-509 MILWAUKEE WAY POND				3/29/2016		1/1/2013
Category C - Domestic Equivalent	WSDOT SR-509 PORT OF TACOMA POND				10/17/2017		1/1/2013
Category C - Domestic Equivalent	WSDOT SR509 SWALE				4/13/2018		7/19/2013
Category C - Domestic Equivalent	WSDOT, M' STREET STORMWATER PONDS				3/25/2016		7/11/2013
Category C - Domestic Equivalent	CHURCH OF TRANSFIGURATION	11/9/2018		11/13/2018			
Category C - Domestic Equivalent	CHURCH OF TRANSFIGURATION	11/9/2018		11/13/2018			
Category C - Domestic Equivalent	A HELPING HAND	10/15/2018		10/17/2018			
Category C - Domestic Equivalent	A HELPING HAND	10/15/2018		10/17/2018			
Category C - Domestic Equivalent	BUDGET DETAILING			10/10/2018	5/19/2016		
Category C - Domestic Equivalent	BUDGET DETAILING			10/10/2018	5/19/2016		
Category C - Domestic Equivalent	COT FIRE STATION #9			8/23/2018	9/23/2014		
Category C - Domestic Equivalent	COT FIRE STATION #9			8/23/2018	9/23/2014		

2018 Form 1  
Industrial User Survey Program Summary

PRETREATMENT CATEGORY	COMPANY NAME	ADDRESS	CITY STATE ZIP	NAICS OR SIC CODES BUSINESS TYPE	SURVEY TYPE	DATE SURVEY SENT
Category C - Domestic Equivalent	COT FIRE STATION #6	1015 E F ST	TACOMA WA 98421	922160 - Fire departments (e.g., government, volunteer (except private))	Short Form	6/11/2018
Category C - Domestic Equivalent	COT FIRE STATION #6	1015 E F ST	TACOMA WA 98421	922160 - Fire departments (e.g., government, volunteer (except private))	Short Form	6/11/2018
Category C - Domestic Equivalent	AMERICAN SEATING AND MOBILITY	5121 PACIFIC HWY E	FIFE WA 98424	441221 - Motor scooters dealers	Short Form	11/2/2016
Category C - Domestic Equivalent	AMERICAN SEATING AND MOBILITY	5121 PACIFIC HWY E	FIFE WA 98424	441221 - Motor scooters dealers	Short Form	11/2/2016
Category C - Domestic Equivalent	L&L NURSERY SUPPLY	2507 FRANK ALBERT RD E C-130	FIFE WA 98424		Short Form	6/26/2018
Category C - Domestic Equivalent	L&L NURSERY SUPPLY	2507 FRANK ALBERT RD E C-130	FIFE WA 98424		Short Form	6/26/2018
Category C - Domestic Equivalent	IDEAL SERVICES NW, LLC	5113 PACIFIC HWY E #13	FIFE WA 98424		Short Form	6/13/2018
Category C - Domestic Equivalent	IDEAL SERVICES NW, LLC	5113 PACIFIC HWY E #13	FIFE WA 98424		Short Form	6/13/2018
Category C - Domestic Equivalent	GOLF STIX TACOMA	704 N CARR ST	TACOMA WA 98403		Short Form	6/13/2018
Category C - Domestic Equivalent	GOLF STIX TACOMA	704 N CARR ST	TACOMA WA 98403		Short Form	6/13/2018
Category C - Domestic Equivalent	ROADWAY CONSTRUCTION	2432 E 11TH ST	TACOMA WA 98421	238115 - Cabin construction general contractors	Short Form	3/29/2018
Category C - Domestic Equivalent	ROADWAY CONSTRUCTION	2432 E 11TH ST	TACOMA WA 98421	238115 - Cabin construction general contractors	Short Form	3/29/2018
Category C - Domestic Equivalent	SOUND AESTHETICS AND WELLNESS PLLC	2807 N WARNER ST	TACOMA WA 98407		Short Form	3/28/2018
Category C - Domestic Equivalent	SOUND AESTHETICS AND WELLNESS PLLC	2807 N WARNER ST	TACOMA WA 98407		Short Form	3/28/2018
Category C - Domestic Equivalent	HUNT MIDDLE SCHOOL	6501 S 10TH ST	TACOMA WA 98465	611110 - Middle schools	Short Form	3/29/2018
Category C - Domestic Equivalent	HUNT MIDDLE SCHOOL	6501 S 10TH ST	TACOMA WA 98465	611110 - Middle schools	Short Form	3/29/2018
Category C - Domestic Equivalent	EDISON ELEMENTARY	5830 S PINE ST	TACOMA WA 98409	611110 - Elementary and secondary schools	Short Form	3/29/2018
Category C - Domestic Equivalent	EDISON ELEMENTARY	5830 S PINE ST	TACOMA WA 98409	611110 - Elementary and secondary schools	Short Form	3/29/2018

2018 Form 1  
Industrial User Survey Program Summary

PRETREATMENT CATEGORY	COMPANY NAME	DATE SURVEY RETURNED	DATE RESUBMITTAL REQUESTED	DATE COMPLETED SURVEY OBTAINED	LAST INSPECTION DATE	COMMENTS	Column 1
Category C - Domestic Equivalent	COT FIRE STATION #6			8/23/2018	10/26/2018		
Category C - Domestic Equivalent	COT FIRE STATION #6			8/23/2018	10/26/2018		
Category C - Domestic Equivalent	AMERICAN SEATING AND MOBILITY			7/24/2018			
Category C - Domestic Equivalent	AMERICAN SEATING AND MOBILITY			7/24/2018			
Category C - Domestic Equivalent	L&L NURSERY SUPPLY	7/3/2018		7/9/2018	5/24/2017		
Category C - Domestic Equivalent	L&L NURSERY SUPPLY	7/3/2018		7/9/2018	5/24/2017		
Category C - Domestic Equivalent	IDEAL SERVICES NW, LLC	6/21/2018		6/25/2018	6/23/2017		
Category C - Domestic Equivalent	IDEAL SERVICES NW, LLC	6/21/2018		6/25/2018	6/23/2017		
Category C - Domestic Equivalent	GOLF STIX TACOMA	6/21/2018		6/25/2018			
Category C - Domestic Equivalent	GOLF STIX TACOMA	6/21/2018		6/25/2018			
Category C - Domestic Equivalent	ROADWAY CONSTRUCTION	5/9/2018		5/17/2018	10/27/2010		
Category C - Domestic Equivalent	ROADWAY CONSTRUCTION	5/9/2018		5/17/2018	10/27/2010		
Category C - Domestic Equivalent	SOUND AESTHETICS AND WELLNESS PLLC	4/13/2018		5/7/2018			
Category C - Domestic Equivalent	SOUND AESTHETICS AND WELLNESS PLLC	4/13/2018		5/7/2018			
Category C - Domestic Equivalent	HUNT MIDDLE SCHOOL			5/1/2018			
Category C - Domestic Equivalent	HUNT MIDDLE SCHOOL			5/1/2018			
Category C - Domestic Equivalent	EDISON ELEMENTARY	4/26/2018		5/1/2018	1/18/2019		
Category C - Domestic Equivalent	EDISON ELEMENTARY	4/26/2018		5/1/2018	1/18/2019		

2018 Form 1  
Industrial User Survey Program Summary

PRETREATMENT CATEGORY	COMPANY NAME	ADDRESS	CITY STATE ZIP	NAICS OR SIC CODES BUSINESS TYPE	SURVEY TYPE	DATE SURVEY SENT
Category C - Domestic Equivalent	AZIZ PURE SAFFRON	1412 E 40TH ST	TACOMA WA 98404	311942 - Spice and Extract Manufacturing	Short Form	3/29/2018
Category C - Domestic Equivalent	AZIZ PURE SAFFRON	1412 E 40TH ST	TACOMA WA 98404	311942 - Spice and Extract Manufacturing	Short Form	3/29/2018
Category C - Domestic Equivalent	AUTO PAINT SPECIALTY	3208 20TH ST E	FIFE WA 98424	81111 - Automotive Mechanical and Electrical Repair and Maintenance	Short Form	3/30/2018
Category C - Domestic Equivalent	AUTO PAINT SPECIALTY	3208 20TH ST E	FIFE WA 98424	81111 - Automotive Mechanical and Electrical Repair and Maintenance	Short Form	3/30/2018
Category C - Domestic Equivalent	TIMCO INC	1926 PORT OF TACOMA RD	TACOMA WA 98421	423840 - Abrasives merchant wholesalers	Short Form	3/29/2018
Category C - Domestic Equivalent	TIMCO INC	1926 PORT OF TACOMA RD	TACOMA WA 98421	423840 - Abrasives merchant wholesalers	Short Form	3/29/2018
Category C - Domestic Equivalent	WALTON ROW	5417 S L ST	TACOMA WA 98408		Short Form	3/28/2018
Category C - Domestic Equivalent	WALTON ROW	5417 S L ST	TACOMA WA 98408		Short Form	3/28/2018
Category C - Domestic Equivalent	NORTHWEST AUTOWORK LLC	3608 S 74TH ST 9	TACOMA WA 98409		Short Form	9/5/2017
Category C - Domestic Equivalent	NORTHWEST AUTOWORK LLC	3608 S 74TH ST 9	TACOMA WA 98409		Short Form	9/5/2017
Category C - Domestic Equivalent	MOOSE RADIATOR	2523 PACIFIC HWY E STE E	FIFE WA 98424		Short Form	11/29/2017
Category C - Domestic Equivalent	MOOSE RADIATOR	2523 PACIFIC HWY E STE E	FIFE WA 98424		Short Form	11/29/2017
Category C - Domestic Equivalent	PACIFIC LODGE	8821 PACIFIC AVE	TACOMA WA 98444		Short Form	12/15/2017
Category C - Domestic Equivalent	PACIFIC LODGE	8821 PACIFIC AVE	TACOMA WA 98444		Short Form	12/15/2017
Category C - Domestic Equivalent	TAHOMA PEST MANAGEMENT	2915 S 52ND ST	TACOMA WA 98409	56171 - Exterminating and Pest Control Services	Short Form	
Category C - Domestic Equivalent	TAHOMA PEST MANAGEMENT	2915 S 52ND ST	TACOMA WA 98409	56171 - Exterminating and Pest Control Services	Short Form	
Category C - Domestic Equivalent	SPELLPATH	8015 PACIFIC AVE 6	TACOMA WA 98408		Short Form	12/5/2017
Category C - Domestic Equivalent	SPELLPATH	8015 PACIFIC AVE 6	TACOMA WA 98408		Short Form	12/5/2017

2018 Form 1  
Industrial User Survey Program Summary

PRETREATMENT CATEGORY	COMPANY NAME	DATE SURVEY RETURNED	DATE RESUBMITTAL REQUESTED	DATE COMPLETED SURVEY OBTAINED	LAST INSPECTION DATE	COMMENTS	Column 1
Category C - Domestic Equivalent	AZIZ PURE SAFFRON	4/25/2018	2/26/2018	5/1/2018			
Category C - Domestic Equivalent	AZIZ PURE SAFFRON	4/25/2018	2/26/2018	5/1/2018			
Category C - Domestic Equivalent	AUTO PAINT SPECIALTY	4/13/2018		4/23/2018	6/4/2012		
Category C - Domestic Equivalent	AUTO PAINT SPECIALTY	4/13/2018		4/23/2018	6/4/2012		
Category C - Domestic Equivalent	TIMCO INC	4/9/2018		4/10/2018	9/13/2016		
Category C - Domestic Equivalent	TIMCO INC	4/9/2018		4/10/2018	9/13/2016		
Category C - Domestic Equivalent	WALTON ROW	4/4/2018		4/9/2018	3/5/2018		
Category C - Domestic Equivalent	WALTON ROW	4/4/2018		4/9/2018	3/5/2018		
Category C - Domestic Equivalent	NORTHWEST AUTOWORK LLC	1/30/2018		2/12/2018			
Category C - Domestic Equivalent	NORTHWEST AUTOWORK LLC	1/30/2018		2/12/2018			
Category C - Domestic Equivalent	MOOSE RADIATOR	1/5/2018		1/8/2018			
Category C - Domestic Equivalent	MOOSE RADIATOR	1/5/2018		1/8/2018			
Category C - Domestic Equivalent	PACIFIC LODGE	1/5/2018		1/8/2018			
Category C - Domestic Equivalent	PACIFIC LODGE	1/5/2018		1/8/2018			
Category C - Domestic Equivalent	TAHOMA PEST MANAGEMENT	12/13/2017		1/4/2018			
Category C - Domestic Equivalent	TAHOMA PEST MANAGEMENT	12/13/2017		1/4/2018			
Category C - Domestic Equivalent	SPELLPATH	1/4/2018		1/4/2018			
Category C - Domestic Equivalent	SPELLPATH	1/4/2018		1/4/2018			



2018 Form 1  
Industrial User Survey Program Summary

PRETREATMENT CATEGORY	COMPANY NAME	ADDRESS	CITY STATE ZIP	NAICS OR SIC CODES BUSINESS TYPE	SURVEY TYPE	DATE SURVEY SENT
Category C - Domestic Equivalent	KAMAN INDUSTRIAL TECHNOLOGIES CORPORATION	5102 20TH ST E STE 100	FIFE WA 98424		Short Form	11/29/2017
Category C - Domestic Equivalent	KAMAN INDUSTRIAL TECHNOLOGIES CORPORATION	5102 20TH ST E STE 100	FIFE WA 98424		Short Form	11/29/2017
Category C - Domestic Equivalent	IMAGE 360	3838 S WARNER ST	TACOMA WA 98409	33995 - Sign Manufacturing	Short Form	12/15/2017
Category C - Domestic Equivalent	IMAGE 360	3838 S WARNER ST	TACOMA WA 98409	33995 - Sign Manufacturing	Short Form	12/15/2017
Category C - Domestic Equivalent	CURL UP AND DYE YARNS LLC	2346 S GRANT AVE	TACOMA WA 98405	313112 - Texturizing purchased yarn	Short Form	12/15/2017
Category C - Domestic Equivalent	CURL UP AND DYE YARNS LLC	2346 S GRANT AVE	TACOMA WA 98405	313112 - Texturizing purchased yarn	Short Form	12/15/2017
De-Designated	ELEGANCE AND BEYOND SALON	4420 PACIFIC HWY E M	FIFE WA 98424	81232 - Drycleaning and Laundry Services (except Coin-Operated)	Short Form	6/28/2016
De-Designated	OUT OF BUSINESSAIR, WATER, SOIL TECHNOLOGIES, INC	2117 E RIVER ST	TACOMA WA 98421			
De-Designated	TUCCI & SONS INC-WATER PIPE TRAIL	4224 WALLER RD	TACOMA WA 98443	236220 - Addition, alteration and renovation general contractors, commercial and institutional building		
Dental Facility	AFFORDABLE DENTAL CARE	3402 S 18TH ST	TACOMA WA 98405	621210 - Offices of Dentists	Short Form	12/28/2015
Dental Facility	AJEY VARMA DDS PLLC	2302 S UNION AVE	TACOMA WA 98405	621210 - Offices of Dentists	Permit Application	12/24/2015
Dental Facility	ALAN ALTMAN DDS PC	2302 S UNION AVE	TACOMA WA 98405	621210 - Offices of Dentists	Short Form	12/24/2015
Dental Facility	ALYCE O'BRIEN DDS AND JACK BATJER DDS PLLC	1919 N PEARL ST A1	TACOMA WA 98406	621210 - Offices of Dentists	Short Form	12/24/2015
Dental Facility	BAHIA & BAHIA DMD PS	1019 DIVISION AVE	TACOMA WA 98403		Short Form	10/25/2016
Dental Facility	BRIAN M BERG DDS PS	1901 S UNION AVE	TACOMA WA 98405	621210 - Offices of Dentists	Short Form	12/24/2015
Dental Facility	BRIAN SIMPSON DDS PS	1901 S UNION AVE	TACOMA WA 98405	621210 - Offices of Dentists	Short Form	12/24/2015
Dental Facility	BROOKS DENTAL STUDIO	732 BROADWAY 101	TACOMA WA 98402	62121 - Offices of Dentists	Short Form	12/28/2015
Dental Facility	CEDAR DENTAL CARE	1901 S CEDAR ST 106	TACOMA WA 98405	62121 - Offices of Dentists	Short Form	12/24/2015
Dental Facility	CHARLES CROASDILL DMD PLLC	2520 N ALDER ST	TACOMA WA 98406		Short Form	12/28/2015
Dental Facility	COOK PEDIATRIC DENTISTRY	1901 S UNION AVE	TACOMA WA 98405	621210 - Offices of Dentists	Short Form	12/24/2015
Dental Facility	DAVID E HANSEN ESTHETIC AND FAMILY DENTISTRY	3515 S 15TH ST 201	TACOMA WA 98405	621210 - Offices of Dentists	Short Form	12/28/2015
Dental Facility	DONALD E HEARON DDS PS	1901 S WASHINGTON ST	TACOMA WA 98405	621210 - Offices of Dentists	Short Form	12/24/2015
Dental Facility	DONNA L DAESCHNER DDS	4001 YAKIMA AVE	TACOMA WA 98418	621210 - Offices of Dentists	Short Form	12/28/2015
Dental Facility	DOUGLAS J KNIGHT DDS MSD	1950 S CEDAR ST	TACOMA WA 98405	62121 - Offices of Dentists	Short Form	12/24/2015

2018 Form 1  
Industrial User Survey Program Summary

PRETREATMENT CATEGORY	COMPANY NAME	DATE SURVEY RETURNED	DATE RESUBMITTAL REQUESTED	DATE COMPLETED SURVEY OBTAINED	LAST INSPECTION DATE	COMMENTS	Column 1
Category C - Domestic Equivalent	KAMAN INDUSTRIAL TECHNOLOGIES CORPORATION	12/21/2017		1/4/2018			
Category C - Domestic Equivalent	KAMAN INDUSTRIAL TECHNOLOGIES CORPORATION	12/21/2017		1/4/2018			
Category C - Domestic Equivalent	IMAGE 360	12/27/2017		1/4/2018			
Category C - Domestic Equivalent	IMAGE 360	12/27/2017		1/4/2018			
Category C - Domestic Equivalent	CURL UP AND DYE YARNS LLC	12/27/2017		1/4/2018			
Category C - Domestic Equivalent	CURL UP AND DYE YARNS LLC	12/27/2017		1/4/2018			
De-Designated	ELEGANCE AND BEYOND SALON			7/7/2016	9/26/2012	User Survey mailing returned as undeliverable.	10/1/2014
De-Designated	OUT OF BUSINESSAIR, WATER, SOIL TECHNOLOGIES, INC				5/20/2014		10/1/2014
De-Designated	TUCCI & SONS INC-WATER PIPE TRAIL				12/16/2014		12/12/2014
Dental Facility	AFFORDABLE DENTAL CARE	1/13/2016		1/19/2016			12/28/2015
Dental Facility	AJEY VARMA DDS PLLC	12/28/2015		1/28/2016			12/24/2015
Dental Facility	ALAN ALTMAN DDS PC	1/13/2016		1/19/2016			12/24/2015
Dental Facility	ALYCE O'BRIEN DDS AND JACK BATJER DDS PLLC	1/8/2016		1/11/2016			12/24/2015
Dental Facility	BAHIA & BAHIA DMD PS	11/28/2016		11/29/2016		Dental Survey	12/24/2015
Dental Facility	BRIAN M BERG DDS PS	1/13/2016		1/19/2016			12/24/2015
Dental Facility	BRIAN SIMPSON DDS PS	2/18/2016		3/3/2016			12/24/2015
Dental Facility	BROOKS DENTAL STUDIO	1/27/2016		6/1/2016	6/14/2010		10/1/2014
Dental Facility	CEDAR DENTAL CARE	1/14/2016		1/19/2016			12/24/2015
Dental Facility	CHARLES CROASDILL DMD PLLC	1/6/2016		1/7/2016			12/28/2015
Dental Facility	COOK PEDIATRIC DENTISTRY	1/27/2016		1/28/2016			12/24/2015
Dental Facility	DAVID E HANSEN ESTHETIC AND FAMILY DENTISTRY		3/31/2016	4/19/2016			12/28/2015
Dental Facility	DONALD E HEARON DDS PS	1/14/2016		1/15/2016			12/24/2015
Dental Facility	DONNA L DAESCHNER DDS	1/13/2016		1/19/2016	1/29/2018		12/28/2015
Dental Facility	DOUGLAS J KNIGHT DDS MSD	1/5/2016		1/7/2016	8/5/2010		10/1/2014

2018 Form 1  
Industrial User Survey Program Summary

PRETREATMENT CATEGORY	COMPANY NAME	ADDRESS	CITY STATE ZIP	NAICS OR SIC CODES BUSINESS TYPE	SURVEY TYPE	DATE SURVEY SENT
Dental Facility	EVERLAST DENTAL CLINIC	1212 S 11TH ST 28	TACOMA WA 98405	62121 - Offices of Dentists	Short Form	12/24/2015
Dental Facility	GREGORY J PLNCH DDS INC	2312 N 30TH ST	TACOMA WA 98403	62121 - Offices of Dentists	Short Form	12/28/2015
Dental Facility	JACK R WINTERS DDS	2102 N PEARL ST 206	TACOMA WA 98406	621210 - Offices of Dentists	Short Form	12/24/2015
Dental Facility	KARBAKHSCH PERIODONTCS&IMPLNPTS PLLC	2302 S UNION AVE	TACOMA WA 98405		Short Form	12/24/2015
Dental Facility	L STEVE TULEY DDS PS	2520 N ALDER ST	TACOMA WA 98406	621210 - Offices of Dentists	Short Form	12/28/2015
Dental Facility	MEGAN R MILLER DDS	2312 N 30TH ST	TACOMA WA 98403	621210 - Offices of Dentists	Short Form	1/7/2016
Dental Facility	MICHAEL J GIESY DMD PLLC	6004 WESTGATE BLVD	TACOMA WA 98406	62121 - Offices of Dentists	Short Form	12/28/2015
Dental Facility	NICHOLAS C TENNISON DDS	1901 S UNION AVE	TACOMA WA 98405	621210 - Offices of Dentists	Short Form	12/24/2015
Dental Facility	NORTHWEST DENTAL SERVICES	725 ST HELENS AVE	TACOMA WA 98402	621210 - Offices of Dentists	Short Form	12/28/2015
Dental Facility	OPUS ELEVEN LLC DDS	4050 S 19TH ST	TACOMA WA 98405	621210 - Offices of Dentists		
Dental Facility	ORAL HEALTH SPECIALISTS	4050 S 19TH ST	TACOMA WA 98405	621210 - Offices of Dentists	Short Form	12/28/2015
Dental Facility	ORAL SURGICAL ASSOCIATES	1950 S CEDAR ST	TACOMA WA 98405		Short Form	12/24/2015
Dental Facility	PEAK DENTAL	3602 6TH AVE	TACOMA WA 98406	621210 - Offices of Dentists	Short Form	12/28/2015
Dental Facility	PEARL STREET FAMILY DENTISTRY	2102 N PEARL ST 202	TACOMA WA 98406	621210 - Offices of Dentists	Short Form	12/24/2015
Dental Facility	PEARLY WHITES	4041 RUSTON WAY 103	TACOMA WA 98407	621210 - Offices of Dentists	Short Form	12/28/2015
Dental Facility	PEDIATRIC DENTAL CARE CENTER	316 MARTIN LUTHER KING JR WAY	TACOMA WA 98405	621210 - Offices of Dentists	Short Form	12/29/2015
Dental Facility	PLA ENDODONICS	2302 S UNION AVE	TACOMA WA 98405		Short Form	12/24/2015
Dental Facility	PROCTOR FAMILY DENTISTRY	2614 N ADAMS ST	TACOMA WA 98407	621210 - Offices of Dentists	Short Form	12/28/2015
Dental Facility	PUGET SOUND DENTURES	601 N PUGET SOUND AVE	TACOMA WA 98406	62121 - Offices of Dentists	Short Form	6/26/2018
Dental Facility	RONALD H KURITANI DDS	2215 N 30TH ST 102	TACOMA WA 98403	621210 - Offices of Dentists	Short Form	12/24/2015
Dental Facility	SEDATION DENTISTRY - BRANT POWELL DDS PLLC	1901 S UNION AVE	TACOMA WA 98405	621210 - Offices of Dentists	Short Form	12/24/2015
Dental Facility	SMART KOKICH AND QUINN ORTHODONTICS	2302 S UNION AVE	TACOMA WA 98405	621210 - Orthodontists' offices (e.g., centers, clinics)	Short Form	12/24/2015
Dental Facility	SMILES 4 KIDS - ALLENMOORE	1901 S UNION AVE	TACOMA WA 98405		Short Form	12/4/2016
Dental Facility	SONIA PAL DMD PS	2302 S UNION AVE A2	TACOMA WA 98405	621210 - Dentists' offices (e.g., centers, clinics)	Short Form	11/24/2016
Dental Facility	SUNRISE DENTAL OF TACOMA	1530 S UNION AVE	TACOMA WA 98405	621210 - Offices of Dentists	Short Form	12/24/2015
Dental Facility	TACOMA DENTAL GROUP	2302 S UNION AVE	TACOMA WA 98405	621210 - Offices of Dentists	Short Form	12/24/2015
Dental Facility	TACOMA ENDODONTIC STUDIO	1550 S UNION AVE	TACOMA WA 98405	621210 - Offices of Dentists	Short Form	12/24/2015

2018 Form 1  
Industrial User Survey Program Summary

PRETREATMENT CATEGORY	COMPANY NAME	DATE SURVEY RETURNED	DATE RESUBMITTAL REQUESTED	DATE COMPLETED SURVEY OBTAINED	LAST INSPECTION DATE	COMMENTS	Column 1
Dental Facility	EVERLAST DENTAL CLINIC			2/1/2016	11/5/2009		10/1/2014
Dental Facility	GREGORY J PLNCH DDS INC	1/14/2016		1/25/2016	11/18/2009		10/1/2014
Dental Facility	JACK R WINTERS DDS	1/8/2016		1/8/2016			12/24/2015
Dental Facility	KARBAKHSCH PERIODONTCS&IMPLNTS PLLC	1/13/2016		6/27/2016			12/24/2015
Dental Facility	L STEVE TULEY DDS PS	1/7/2016		1/8/2016			12/28/2015
Dental Facility	MEGAN R MILLER DDS	1/5/2016		1/8/2016			12/28/2015
Dental Facility	MICHAEL J GIESY DMD PLLC			2/1/2016	9/5/2008		10/1/2014
Dental Facility	NICHOLAS C TENNISON DDS	1/8/2016		3/9/2016			12/24/2015
Dental Facility	NORTHWEST DENTAL SERVICES			3/14/2016			12/28/2015
Dental Facility	OPUS ELEVEN LLC DDS						4/2/2018
Dental Facility	ORAL HEALTH SPECIALISTS	7/25/2016	3/31/2016	7/26/2016			12/28/2015
Dental Facility	ORAL SURGICAL ASSOCIATES	1/14/2016		1/14/2016			12/24/2015
Dental Facility	PEAK DENTAL	1/7/2016		2/9/2016	1/20/2016		12/28/2015
Dental Facility	PEARL STREET FAMILY DENTISTRY	2/1/2016		2/2/2016			12/24/2015
Dental Facility	PEARLY WHITES	5/2/2016	4/20/2016	5/9/2016			12/28/2015
Dental Facility	PEDIATRIC DENTAL CARE CENTER	2/1/2016		3/3/2016	8/27/2008		10/1/2014
Dental Facility	PLA ENODONICS	1/27/2016		2/3/2016			12/24/2015
Dental Facility	PROCTOR FAMILY DENTISTRY			3/8/2016			12/28/2015
Dental Facility	PUGET SOUND DENTURES	10/10/2018	8/30/2018	10/10/2018	4/22/2009		10/1/2014
Dental Facility	RONALD H KURITANI DDS	1/5/2016		1/21/2016	1/22/2016		12/24/2015
Dental Facility	SEDATION DENTISTRY - BRANT POWELL DDS PLLC	1/6/2016		1/6/2016			12/24/2015
Dental Facility	SMART KOKICH AND QUINN ORTHODONTICS	1/13/2016		2/2/2016			12/24/2015
Dental Facility	SMILES 4 KIDS - ALLENMOORE	12/19/2016		12/21/2016			12/24/2015
Dental Facility	SONIA PAL DMD PS	12/21/2016		12/21/2016			1/19/2016
Dental Facility	SUNRISE DENTAL OF TACOMA	6/15/2016	6/10/2016	6/22/2016			12/24/2015
Dental Facility	TACOMA DENTAL GROUP	1/5/2016		1/7/2016			12/24/2015
Dental Facility	TACOMA ENDODONTIC STUDIO	1/5/2016		1/6/2016			12/24/2015

2018 Form 1  
Industrial User Survey Program Summary

PRETREATMENT CATEGORY	COMPANY NAME	ADDRESS	CITY STATE ZIP	NAICS OR SIC CODES BUSINESS TYPE	SURVEY TYPE	DATE SURVEY SENT
Dental Facility	TACOMA MDCL CNTR DNTSTRY	314 MARTIN LUTHER KING JR WAY	TACOMA WA 98405	621210 - Offices of Dentists	Short Form	6/2/2017
Dental Facility	TACOMA ORAL SURGERY AND IMPLANTS	1650 S UNION AVE	TACOMA WA 98405		Short Form	12/24/2015
Dental Facility	TACOMA ORTHODONICS CENTER INC.	2302 S UNION AVE	TACOMA WA 98405	621210 - Offices of Dentists	Short Form	12/24/2015
Dental Facility	THAI AND AUDREY NGUYEN DENTAL	1212 S 11TH ST 20	TACOMA WA 98405	621210 - Offices of Dentists	Short Form	12/24/2015
Dental Facility	WESTGATE DENTAL ARTS INC	1919 N PEARL ST A5	TACOMA WA 98406	621210 - Offices of Dentists	Short Form	12/24/2015
Dental Facility	XTRACARE DENTAL	2617 6TH AVE	TACOMA WA 98406	62121 - Offices of Dentists	Short Form	5/2/2017
Dental Facility	ANZI DENTAL CENTER LLC	3711 PACIFIC AVE	TACOMA WA 98418		Short Form	12/28/2015
FSE	ALL SAINTS	2323 54TH AVE E	FIFE WA 98424			
FSE	CHESTERS	1505 PORT OF TACOMA ROAD	FIFE WA 98424			
FSE	D.C.P. COMPANY (THE)	3501 INDUSTRY DR. E #A2	FIFE WA 98424	311812 - Bagels made in commercial bakeries, 311941 - Sandwich spreads, salad dressing based, manufacturing	Short Form	12/1/2014
FSE	DAIRY QUEEN (FIFE)	2098 54TH AVE E	FIFE WA 98424	722211 - Fast-food restaurants		
FSE	DENNY'S - FIFE	5110 PACIFIC HWY E	FIFE WA 98424			
FSE	DUTCH BROS COFFEE	5306 PACIFIC HWY E	TACOMA WA 98424			
FSE	DUTCH BROTHERS COFFEE	5314 PACIFIC HWY E	FIFE WA 98424			
FSE	FIFE CITY BAR AND GRILL	3025 PACIFIC HWY E	FIFE WA 98424			
FSE	FIFE GROCERY	4802 A PACIFIC HWY E	FIFE WA 98424		Short Form	10/21/2016
FSE	FIFE HIGH SCHOOL	5616 20TH ST E	FIFE WA 98433			
FSE	HAPPY AT THE BAY TERIYAKI #7	4910 PACIFIC HWY E	FIFE WA 98424			
FSE	JERSEY MIKES (PACIFIC WILLOWS)	4756 PACIFIC HWY E	FIFE WA 98424			
FSE	JIMMY JOHNS - 4802 PACIFIC HWY E	4802 PACIFIC HWY E B	FIFE WA 98424			
FSE	JOE'S DELI	3216 20TH ST E	FIFE WA 98424			
FSE	JOHNNY'S AT FIFE	5211 20TH ST E	FIFE WA 98424	722110 - Family restaurants, full service, 722110 - Full service restaurants		
FSE	K & L CATERING LLC	4630 16TH ST E A5	TACOMA WA 98424			
FSE	KFC/A&W #319	5156 PACIFIC HWY E	FIFE WA 98424	722211 - Fast-food restaurants, 722211 - Restaurants, fast food		
FSE	KUSHER LLC	7412 26TH ST C-102	FIFE WA 98424			
FSE	MCDONALD'S #4322	1737 51ST AVE E	FIFE WA 98424	722211 - Restaurants, fast food		
FSE	MY GOODS MARKET #5486	5405 PACIFIC HWY E	FIFE WA 98424	722211 - Delicatessen restaurants	Short Form	6/5/2017
FSE	NEWGEM FOODS	3600 INDUSTRY DR E # A	TACOMA WA 98424	722211 - Sandwich shops, limited-service	Short Form	12/30/2016
FSE	PICK QUICK DRIVE IN	4306 PACIFIC HWY E	FIFE WA 98424			
FSE	PIZZA HUT FIFE	4716 PACIFIC HWY E 130	FIFE WA 98424			
FSE	POODLE DOG	1522 54TH AVE E	FIFE WA 98424			
FSE	RIGHT SPOT	5119 PACIFIC HWY E	FIFE WA 98424			
FSE	SAPPORO SUSHI & ROLL TERIYAKI REST	4803 PACIFIC HWY E #2-A	FIFE WA 98424			
FSE	STARBUCKS COFFEE #9318	4756 PACIFIC HWY E	FIFE WA 98424			
FSE	SUBWAY-LOVE'S TRAVEL STOP	1501 PORT OF TACOMA RD	FIFE WA 98424			
FSE	SUNNY'S DONUTS	4500 PACIFIC HWY E STE J	FIFE WA 98424			

2018 Form 1  
Industrial User Survey Program Summary

PRETREATMENT CATEGORY	COMPANY NAME	DATE SURVEY RETURNED	DATE RESUBMITTAL REQUESTED	DATE COMPLETED SURVEY OBTAINED	LAST INSPECTION DATE	COMMENTS	Column 1
Dental Facility	TACOMA MDCL CNTR DNTSTRY	6/9/2017		6/19/2017			12/28/2015
Dental Facility	TACOMA ORAL SURGERY AND IMPLANTS	1/13/2016		7/7/2016	2/2/2016		12/24/2015
Dental Facility	TACOMA ORTHODONTICS CENTER INC.	1/13/2016		3/9/2016			12/24/2015
Dental Facility	THAI AND AUDREY NGUYEN DENTAL	1/14/2016		3/9/2016			12/24/2015
Dental Facility	WESTGATE DENTAL ARTS INC	1/28/2016		3/3/2016			12/24/2015
Dental Facility	XTRACARE DENTAL	7/17/2017		7/17/2017	7/1/2009		10/1/2014
Dental Facility	ANZI DENTAL CENTER LLC			3/31/2016			12/28/2015
FSE	ALL SAINTS						4/11/2017
FSE	CHESTERS				6/28/2018		7/28/2016
FSE	D.C.P. COMPANY (THE)	12/8/2014		7/15/2015	7/15/2015	NEEDS INSPECTION	5/12/2015
FSE	DAIRY QUEEN (FIFE)				9/17/2015		1/1/2013
FSE	DENNY'S - FIFE				9/25/2012		10/1/2014
FSE	DUTCH BROS COFFEE						9/11/2018
FSE	DUTCH BROTHERS COFFEE						1/23/2019
FSE	FIFE CITY BAR AND GRILL				7/30/2012		10/1/2014
FSE	FIFE GROCERY						5/2/2016
FSE	FIFE HIGH SCHOOL						4/11/2017
FSE	HAPPY AT THE BAY TERIYAKI #7						7/28/2016
FSE	JERSEY MIKES (PACIFIC WILLOWS)						7/25/2016
FSE	JIMMY JOHNS - 4802 PACIFIC HWY E						4/11/2017
FSE	JOE'S DELI				7/18/2017		10/6/2014
FSE	JOHNNY'S AT FIFE				9/18/2015		1/1/2013
FSE	K & L CATERING LLC						9/13/2016
FSE	KFC/A&W #319				3/24/2017		9/30/2015
FSE	KUSHER LLC						7/27/2016
FSE	MCDONALD'S #4322				6/3/2016		1/14/2016
FSE	MY GOODS MARKET #5486				10/26/2016		1/1/2013
FSE	NEWGEM FOODS			1/23/2017			1/23/2017
FSE	PICK QUICK DRIVE IN	1/20/2017			9/21/2012		10/1/2014
FSE	PIZZA HUT FIFE						4/11/2017
FSE	POODLE DOG				10/5/2017		12/23/2015
FSE	RIGHT SPOT						8/8/2016
FSE	SAPPORO SUSHI & ROLL TERIYAKI REST						4/11/2017
FSE	STARBUCKS COFFEE #8318						4/11/2017
FSE	SUBWAY-LOVE'S TRAVEL STOP				6/28/2018		7/6/2018
FSE	SUNNY'S DONUTS				12/26/2012		10/1/2014

2018 Form 1  
Industrial User Survey Program Summary

PRETREATMENT CATEGORY	COMPANY NAME	ADDRESS	CITY STATE ZIP	NAICS OR SIC CODES BUSINESS TYPE	SURVEY TYPE	DATE SURVEY SENT
FSE	TACO BELL/PIZZA HUT #31327	5152 PACIFIC HWY E	FIFE WA 98424	722211 - Fast-food restaurants		
FSE	TACO TIME - 5105 PACIFIC HWY E	5105 PACIFIC HWY E	FIFE WA 98424			
FSE	TAQUERIA TRES HERMANOS	4420 PACIFIC HWY E \$ E S&T	FIFE WA 98424			
FSE	THAI RESTAURANT IN FIFE	4420 PACIFIC HWY E STE	FIFE WA 98424			
FSE	THAI RESTAURANT OF FIFE	4420 PACIFIC HWY E	FIFE WA 98424			
FSE	TO BUSY TO COOK	4802 PACIFIC HWY E	FIFE WA 98424			
FSE	TOP PHO	4420 PACIFIC HWY E STE G	FIFE WA 98424			
FSE	UNITED PACIFIC #5486	5405 PACIFIC HWY E	FIFE WA 98424			
FSE	VALDO'S CATERING (COM)	6407 20TH ST E	FIFE WA 98424			
FSE	CAFE ELITE	1902 65TH AVE W	FIRCREST WA 98466			
FSE	ESPRESSO-YOURSELF	1009 REGENTS BLVD	FIRCREST WA 98466			
FSE	FIRCREST GOLF CLUB	1500 REGENTS BLVD	FIRCREST WA 98466			
FSE	FIRCREST PRESBYTERIAN CHURCH	1250 EMERSON ST	FIRCREST WA 98466			
FSE	INNOVATIVE FITNESS	1105 REGENTS BLVD C	FIRCREST WA 98466			
FSE	OMG FOOD MART	4040 ORCHARD ST W	FIRCREST WA 98466			
FSE	REDEEMER LUTHERAN FISH	1001 PRINCETON ST	FIRCREST WA 98466			
FSE	ROYAL THAI BISTRO	2045 MILDRED ST W	FIRCREST WA 98466			
FSE	SAMMYS PIZZA	1039 N REGENTS BLVD	FIRCREST WA 98466			
FSE	SHOGUN JAPANESE EXPRESS	2009 MILDRED ST W	FIRCREST WA 98466			
FSE	SPRING LAKE CAFE	616 REGENTS AVE	FIRCREST WA 98466			
FSE	TACO TIME - 6618 19TH ST W	6618 19TH ST W	FIRCREST WA 98466			
FSE	TACO TIME - FIRCREST	6618 19TH STREET SW	FIRCREST WA 98466			
FSE	VIAFORES ITALIAN DELICATESSEN	604 REGENTS BLVD	FIRCREST WA 98466			
FSE	WAINWRIGHT INTERMEDIATE	130 ALAMEDA AVE	FIRCREST WA 98466			
FSE	@ THAI	1623 E 72ND ST SUITE 400	TACOMA WA 98404		Short Form	
FSE	1022 SOUTH	1022 S J ST	TACOMA WA 98405			
FSE	19TH ST GROCERY & DELI	1750 S PROSPECT ST	TACOMA WA 98405			
FSE	43RD STREET PUB	4302 PACIFIC AVE	TACOMA WA 98418	722410 - Bars (i.e., drinking places), alcoholic beverage		
FSE	48TH STREET PUB & EATERY	4629 YAKIMA AVE	TACOMA WA 98408			
FSE	48TH STREET PUB & GRILL	4629 YAKIMA AVE	TACOMA WA 98408	722410 - Drinking places (i.e., bars, lounges, taverns), alcoholic		

2018 Form 1  
Industrial User Survey Program Summary

PRETREATMENT CATEGORY	COMPANY NAME	DATE SURVEY RETURNED	DATE RESUBMITTAL REQUESTED	DATE COMPLETED SURVEY OBTAINED	LAST INSPECTION DATE	COMMENTS	Column 1
FSE	TACO BELL/PIZZA HUT #31327				2/17/2015		2/17/2015
FSE	TACO TIME - 5105 PACIFIC HWY E						7/25/2016
FSE	TAQUERIA TRES HERMANOS						8/8/2016
FSE	THAI RESTAURANT IN FIFE						4/11/2017
FSE	THAI RESTAURANT OF FIFE				9/21/2012		10/1/2014
FSE	TO BUSY TO COOK				11/12/2014		11/12/2014
FSE	TOP PHO				9/20/2012		10/1/2014
FSE	UNITED PACIFIC #5486						4/11/2017
FSE	VALDO'S CATERING (COM)						8/8/2016
FSE	CAFE ELITE						4/11/2017
FSE	ESPRESSO-YOURSELF						4/11/2017
FSE	FIRCREST GOLF CLUB						4/11/2017
FSE	FIRCREST PRESBYTERIAN CHURCH						4/11/2017
FSE	INNOVATIVE FITNESS						4/11/2017
FSE	OMG FOOD MART						4/11/2017
FSE	REDEEMER LUTHERAN FISH						4/11/2017
FSE	ROYAL THAI BISTRO						4/11/2017
FSE	SAMMY'S PIZZA						4/11/2017
FSE	SHOGUN JAPANESE EXPRESS						4/11/2017
FSE	SPRING LAKE CAFE						2/1/2017
FSE	TACO TIME - 6618 19TH ST W						4/11/2017
FSE	TACO TIME - FIRCREST				1/6/2017		5/4/2016
FSE	VIAFORES ITALIAN DELICATESSEN						4/11/2017
FSE	WAINWRIGHT INTERMEDIATE						4/11/2017
FSE	@ THAI	11/22/2016		1/5/2017	5/9/2016	Left a FIR requesting a survey be returned.	4/21/2014
FSE	1022 SOUTH						4/11/2017
FSE	19TH ST GROCERY & DELI				10/10/2018		10/1/2014
FSE	43RD STREET PUB				4/28/2016		1/1/2013
FSE	48TH STREET PUB & EATERY				10/10/2007		10/1/2014
FSE	48TH STREET PUB & GRILL				9/15/2016		9/4/2014



2018 Form 1  
Industrial User Survey Program Summary

PRETREATMENT CATEGORY	COMPANY NAME	ADDRESS	CITY STATE ZIP	NAICS OR SIC CODES BUSINESS TYPE	SURVEY TYPE	DATE SURVEY SENT
FSE	56TH TERYAKI	5013 S 56TH ST # E	TACOMA WA 98409			
FSE	6TH AND ROCHESTER LLC	6805 6TH AVE	TACOMA WA 98406	722110 - Full-Service Restaurants		
FSE	6TH AVENUE ESPRESSO	7008 6TH AVE	TACOMA WA 98465			
FSE	7 ELEVEN #14457D	3848 MCKINLEY AVE	TACOMA WA 98404	447110 - Gasoline Stations with Convenience Stores		
FSE	7 ELEVEN #18194C	5805 S BIRMINGHAM ST	TACOMA WA 98409	447110 - Gasoline Stations with Convenience Stores		
FSE	7 ELEVEN #34625A	3105 S TYLER ST	TACOMA WA 98409	445120 - Convenience Stores, 447110 - Gasoline Stations with Convenience Stores		
FSE	7 ELEVEN #35011H	2901 38TH ST STE A	TACOMA WA 98408			
FSE	7 ELEVEN #35360A	7231 S TACOMA WAY	TACOMA WA 98409			
FSE	7 ELEVEN #35603H	5308 PACIFIC HWY E	FIFE WA 98424			
FSE	7 TEN STORE	4635 S YAKIMA AVE	TACOMA WA 98408			
FSE	7-12 FOOD STORE	4002 CENTER ST	TACOMA WA 98409			
FSE	7-ELEVEN #2361-27298A	3701 N PEARL ST	TACOMA WA 98407	447110 - Gasoline Stations with Convenience Stores		
FSE	7-ELEVEN #37009	1430 E 72ND ST	TACOMA WA 98404	445120 - Convenience food stores		
FSE	7-ELEVEN-0085	5006 CENTER ST	TACOMA WA 98409	44711 - Gasoline Stations with Convenience Stores	Short Form	6/27/2016
FSE	72ND DELI AND MARKET	716 S 72ND ST	TACOMA WA 98408			
FSE	76 - 8424 PACIFIC AVE	8424 PACIFIC AVE	TACOMA WA 98444			
FSE	909 A STREET	909 A ST	TACOMA WA 98402			
FSE	911 DELI	911 TACOMA AVE S	TACOMA WA 98402	722110 - Full-Service Restaurants		
FSE	A GRAND AFFAIR CATERING	29 ST HELENS AVE	TACOMA WA 98402			
FSE	ABELLA PIZZERIA	1946 PACIFIC AVE	TACOMA WA 98402	722211 - Limited-Service Restaurants		
FSE	ACME TAVERN	1310 TACOMA AVE S	TACOMA WA 98402			
FSE	ADAMS SQUARE- TACOMA RESCUE MISSION	2909 S ADAMS ST	TACOMA WA 98409			
FSE	ADRIATIC GRILL	4201 S STEELE ST	TACOMA WA 98409			
FSE	AFC SUSHI @ METROPOLITAN MARKET#154	2420 N PROCTOR ST	TACOMA WA 98406			
FSE	AFIFI SHRINE CENTER	815 S VASSAULT ST	TACOMA WA 98465			
FSE	AFRICAN AMERICAN (CCS)	1323 YAKIMA AVE	TACOMA WA 98405			
FSE	AH BADABING PIZZERIA	5240 SOUTH TACOMA WAY	TACOMA WA 98409			

2018 Form 1  
Industrial User Survey Program Summary

PRETREATMENT CATEGORY	COMPANY NAME	DATE SURVEY RETURNED	DATE RESUBMITTAL REQUESTED	DATE COMPLETED SURVEY OBTAINED	LAST INSPECTION DATE	COMMENTS	Column 1
FSE	56TH TERIYAKI						5/21/2015
FSE	6TH AND ROCHESTER LLC				9/8/2016		10/15/2013
FSE	6TH AVENUE ESPRESSO				8/2/2018		4/11/2017
FSE	7 ELEVEN #14457D				11/28/2017		4/11/2017
FSE	7 ELEVEN #18194C				12/11/2017		4/11/2017
FSE	7 ELEVEN #34625A				1/2/2018		11/12/2013
FSE	7 ELEVEN #35011H				12/15/2017		4/11/2017
FSE	7 ELEVEN #35360A				12/15/2017		4/11/2017
FSE	7 ELEVEN #35603H						4/11/2017
FSE	7 TEN STORE						4/11/2017
FSE	7-12 FOOD STORE						4/11/2017
FSE	7-ELEVEN #2361-27298A				11/14/2018		4/11/2017
FSE	7-ELEVEN #37009				11/6/2018		12/2/2014
FSE	7-ELEVEN-0085	10/21/2016		10/26/2016	4/5/2016		10/1/2014
FSE	72ND DELI AND MARKET				3/20/2013		10/1/2014
FSE	76 - 8424 PACIFIC AVE				2/9/2016		10/1/2014
FSE	909 A STREET						4/11/2017
FSE	911 DELI						12/31/2013
FSE	A GRAND AFFAIR CATERING				1/6/2010		10/1/2014
FSE	ABELLA PIZZERIA				5/24/2013		5/15/2013
FSE	ACME TAVERN						4/11/2017
FSE	ADAMS SQUARE- TACOMA RESCUE MISSION				1/11/2019		10/22/2013
FSE	ADRIATIC GRILL				12/28/2017		6/4/2015
FSE	AFC SUSHI @ METROPOLITAN MARKET#154				10/4/2017		7/1/2015
FSE	AFIFI SHRINE CENTER				10/10/2016		1/1/2013
FSE	AFRICAN AMERICAN (CCS)						4/11/2017
FSE	AH BADABING PIZZERIA				1/17/2018		4/11/2017

2018 Form 1  
Industrial User Survey Program Summary

PRETREATMENT CATEGORY	COMPANY NAME	ADDRESS	CITY STATE ZIP	NAICS OR SIC CODES BUSINESS TYPE	SURVEY TYPE	DATE SURVEY SENT
FSE	ALASKA GARDENS REHAB CENTER	6220 S ALASKA ST	TACOMA WA 98408	623311 - Assisted-living facilities with on-site nursing facilities		
FSE	ALFRED RESTAURANT INC	402 PUYALLUP AVE	TACOMA WA 98402			
FSE	ALLEN AIME FOOD CONNECTION	1321 MARTIN LUTHER KING JR WAY	TACOMA WA 98405	81331 - Social Advocacy Organizations		
FSE	ALLEN AIME FOOD PANTRY	1223 MARTIN LUTHER KING JR WAY	TACOMA WA 98405			
FSE	ALLSTAR BURGERS	3202 S GUNNISON ST	TACOMA WA 98409			
FSE	AMMAR'S MEDITERRANEAN GRILL	409 E 26TH ST	TACOMA WA 98421			
FSE	AMP COFFEE HOUSE	858 S 38TH ST	TACOMA WA 98418			
FSE	AMIVETS POST NO. 1	5717 S TYLER ST	TACOMA WA 98409			
FSE	ANAHUAC MEXICAN RESTAURANT	9002 PACIFIC AVE	TACOMA WA 98444	722 - Food Services and Drinking Places		
FSE	ANAI'S DELI	4619 PACIFIC AVE	TACOMA WA 98408			
FSE	ANNIE WRIGHT SCHOOL	827 N TACOMA AVE	TACOMA WA 98403	611110 - Elementary and Secondary Schools	Permit Application	
FSE	ANTHEM - OLD TOWN	2312 N 30TH ST	TACOMA WA 98403			
FSE	ANTHEM - POINT RUSTON	5005 MAIN ST	TACOMA WA 98407			
FSE	ANTHEM - STADIUM DISTRICT	102 N G ST	TACOMA WA 98403			
FSE	ANTHEM COFFEE & TEA	1911 PACIFIC AVE	TACOMA WA 98402			
FSE	ANTHONY'S AT POINT DEFIANCE	5910 N WATERFRONT DR	TACOMA WA 98407			
FSE	ANTIQUUE SANDWICH	5102 N PEARL ST	TACOMA WA 98407			
FSE	ANTOJO TAQUERIA	3801 MCKINLEY AVE	TACOMA WA 98404	722211 - Family restaurants, limited-service		
FSE	APATZINGAN MARKET	2015 S 96TH ST	TACOMA WA 98444			
FSE	APPLEBEE'S NEIGHBORHOOD GRILL & BAR	1919 S 72ND ST	TACOMA WA 98408	722110 - Family restaurants, full service		
FSE	ARBY'S #490	2612 S 38TH ST	TACOMA WA 98409			
FSE	ARBY'S #6096	5002 PACIFIC HWY E	FIFE WA 98424			
FSE	ART HOUSE CAFE	111 N TACOMA AVE	TACOMA WA 98403			
FSE	ASADO	2810 6TH AVE	TACOMA WA 98406	722110 - Full-Service Restaurants		
FSE	ASBURY COMMUNITY FOOD BANK	5601 S PUGET SOUND AVE	TACOMA WA 98409			
FSE	ASIAN CONNECTION MARKET	3730 S G ST	TACOMA WA 98418			
FSE	ASIAN TERYAKI	759 S 64TH ST	TACOMA WA 98408	722211 - Family restaurants, limited-service		
FSE	ASSOCIATED ESPRESSO	2520 70TH AVE E	FIFE WA 98424			

2018 Form 1  
Industrial User Survey Program Summary

PRETREATMENT CATEGORY	COMPANY NAME	DATE SURVEY RETURNED	DATE RESUBMITTAL REQUESTED	DATE COMPLETED SURVEY OBTAINED	LAST INSPECTION DATE	COMMENTS	Column 1
FSE	ALASKA GARDENS REHAB CENTER				8/23/2016		8/19/2014
FSE	ALFRED RESTAURANT INC				12/15/2014		10/1/2014
FSE	ALLEN AME FOOD CONNECTION				5/11/2017		10/1/2014
FSE	ALLEN AME FOOD PANTRY						4/11/2017
FSE	ALLSTAR BURGERS				4/17/2017		4/11/2017
FSE	AMMAR'S MEDITERRANEAN GRILL				9/2/2016		6/22/2015
FSE	AMP COFFEE HOUSE				9/4/2014		8/12/2014
FSE	AMVETS POST NO. 1				12/12/2016		5/12/2014
FSE	ANAHUAC MEXICAN RESTAURANT				5/10/2016		1/1/2013
FSE	ANAI'S DELI				2/11/2016		10/1/2014
FSE	ANNIE WRIGHT SCHOOL	8/13/2018		10/23/2018		Science Lab update	1/1/2013
FSE	ANTHEM - OLD TOWN						4/11/2017
FSE	ANTHEM - POINT RUSTON				3/4/2016		2/26/2016
FSE	ANTHEM - STADIUM DISTRICT				8/2/2018		8/2/2018
FSE	ANTHEM COFFEE & TEA						4/11/2017
FSE	ANTHONY'S AT POINT DEFIANCE				4/7/2015		1/1/2013
FSE	ANTIQUUE SANDWICH				5/8/2008		10/1/2014
FSE	ANTOJO TAQUERIA				5/19/2017		6/6/2014
FSE	APATZINGAN MARKET						4/11/2017
FSE	APPLEBEE'S NEIGHBORHOOD GRILL & BAR				5/30/2017		1/1/2013
FSE	ARBY'S #490				10/31/2016		5/19/2015
FSE	ARBY'S #6096						4/11/2017
FSE	ART HOUSE CAFE				9/4/2009		10/1/2014
FSE	ASADO				7/19/2017		1/1/2013
FSE	ASBURY COMMUNITY FOOD BANK						4/11/2017
FSE	ASIAN CONNECTION MARKET				12/16/2009		10/1/2014
FSE	ASIAN TERYAKI				5/17/2016		6/12/2014
FSE	ASSOCIATED ESPRESSO						4/11/2017

2018 Form 1  
Industrial User Survey Program Summary

PRETREATMENT CATEGORY	COMPANY NAME	ADDRESS	CITY STATE ZIP	NAICS OR SIC CODES BUSINESS TYPE	SURVEY TYPE	DATE SURVEY SENT
FSE	AUNTIE ANNE'S PRETZELS	4502 S STEELE ST	TACOMA WA 98409			
FSE	AZTECA MEXICAN RESTAURANT	4801 TACOMA MALL BLVD	TACOMA WA 98409			
FSE	B&A INTERNATIONAL FOODS	3918 E PORTLAND AVE	TACOMA WA 98404			
FSE	BAAN THAI ASIAN CUISINE	2901 S 47TH ST	TACOMA WA 98409			
FSE	BAMBU	773 S 38TH ST	TACOMA WA 98418			
FSE	BANK OF AMERICA PLAZA	820 A ST	TACOMA WA 98402			
FSE	BARISTAS COFFEE COMPANY	716 PUYALLUP AVE	TACOMA WA 98421			
FSE	BASKIN & ROBINS # 4327	622 S SPRAGUE AVE	TACOMA WA 98405			
FSE	BASKIN ROBBINS #1323	6214 6TH AVE	TACOMA WA 98465			
FSE	BASKIN ROBBINS #4305	1314 E 72ND ST	TACOMA WA 98404			
FSE	BASS PRO SHOPS	7905 S HOSMER ST	TACOMA WA 98408			
FSE	BEACH TAVERN INC-HGI	8612 6TH AVE	TACOMA WA 98465			
FSE	BEACON ADDITIONAL LAND	1145 FAWCETT AVE	TACOMA WA 98402			
FSE	BEER STAR TAPROOM	4328 6TH AVE	TACOMA WA 98406			
FSE	BELLA LATTE, INC	6450 TACOMA MALL BLVD	TACOMA WA 98409			
FSE	BEN DEWS CLUBHOUSE GRILL	6501 6TH AVE	TACOMA WA 98406			
FSE	BENTO TERIYAKI & SUSHI	3201 6TH AVE	TACOMA WA 98406			
FSE	BERGERSON TERRACE APARTMENTS	5301 S ORCHARD ST	TACOMA WA 98467			
FSE	BERNARDO'S AROMA CAFE	1201 PACIFIC AVE	TACOMA WA 98402			
FSE	BERTOLINO'S COFFEE BAR	2421 S UNION AVE	TACOMA WA 98405			
FSE	BEST WESTERN TACOMA DOME	2611 E E ST	TACOMA WA 98421	721110 - Hotels (except casino hotels)		
FSE	BETHANY FISH	4420 N 41ST ST	TACOMA WA 98407			
FSE	BETHLEHEM BAPTIST CHURCH	4818 E PORTLAND AVE	TACOMA WA 98404	813110 - Churches	Short Form	6/13/2018
FSE	BETHLEHEM LUTHERAN CHURCH	101 E 38TH ST	TACOMA WA 98404	813110 - Churches		
FSE	BEV MOI	2330 S 37TH ST	TACOMA WA 98409			
FSE	BIG BURGER	2528 S 38TH ST B	TACOMA WA 98409			
FSE	BIG FOOT JAVA	5921 6TH AVE	TACOMA WA 98406			

2018 Form 1  
Industrial User Survey Program Summary

PRETREATMENT CATEGORY	COMPANY NAME	DATE SURVEY RETURNED	DATE RESUBMITTAL REQUESTED	DATE COMPLETED SURVEY OBTAINED	LAST INSPECTION DATE	COMMENTS	Column 1
FSE	AUNTIE ANNE'S PRETZELS						4/11/2017
FSE	AZTECA MEXICAN RESTAURANT				7/14/2017		10/1/2014
FSE	B&A INTERNATIONAL FOODS				11/2/2017		4/11/2017
FSE	BAAN THAI ASIAN CUISINE				11/21/2016		5/21/2015
FSE	BAMBU						12/6/2018
FSE	BANK OF AMERICA PLAZA				8/26/2009		10/1/2014
FSE	BARISTAS COFFEE COMPANY						4/11/2017
FSE	BASKIN & ROBINS # 4327				8/20/2009		10/1/2014
FSE	BASKIN ROBBINS #1323				1/4/2008		10/1/2014
FSE	BASKIN ROBBINS #4305				7/25/2017		4/11/2017
FSE	BASS PRO SHOPS				11/19/2018		12/24/2014
FSE	BEACH TAVERN INC-HGI				7/15/2014		10/22/2013
FSE	BEACON ADDITIONAL LAND						1/1/2013
FSE	BEER STAR TAPROOM				12/7/2018		12/4/2018
FSE	BELLA LATTE, INC						4/11/2017
FSE	BEN DEWS CLUBHOUSE GRILL				8/6/2018		10/22/2013
FSE	BENTO TERIYAKI & SUSHI				5/19/2009		10/1/2014
FSE	BERGERSON TERRACE APARTMENTS						4/11/2017
FSE	BERNARDO'S AROMA CAFE				9/30/2009		10/1/2014
FSE	BERTOLINO'S COFFEE BAR						4/11/2017
FSE	BEST WESTERN TACOMA DOME				9/21/2018		4/10/2014
FSE	BETHANY FISH						4/11/2017
FSE	BETHLEHEM BAPTIST CHURCH	10/15/2018		10/17/2018	8/10/2017		4/18/2014
FSE	BETHLEHEM LUTHERAN CHURCH				4/27/2016		1/1/2013
FSE	BEV MOI				12/15/2017		4/11/2017
FSE	BIG BURGER						1/17/2019
FSE	BIG FOOT JAVA						10/22/2013

2018 Form 1  
Industrial User Survey Program Summary

PRETREATMENT CATEGORY	COMPANY NAME	ADDRESS	CITY STATE ZIP	NAICS OR SIC CODES BUSINESS TYPE	SURVEY TYPE	DATE SURVEY SENT
FSE	BIG LOTS #4454	1410 E 72ND ST	TACOMA WA 98404			
FSE	BIG VALUE STORE	2501 N ALDER ST	TACOMA WA 98406			
FSE	BIG WILLY'S MARKET	4302 S M ST	TACOMA WA 98418			
FSE	BILLY B'S PUB AND GRUB	1213 S 56TH ST	TACOMA WA 98408	722410 - Drinking places (i.e., bars, lounges, taverns), alcoholic		
FSE	BIRNEY ELEMENTARY	1202 S 76TH ST	TACOMA WA 98408			
FSE	BLACK BEAR FROZEN YOGURT	1901 S 72ND ST STE A-12	TACOMA WA 98408			
FSE	BLACK KETTLE BITES AND BREW	744 MARKET ST	TACOMA WA 98402			
FSE	BLACK TIE ESPRESSO CATERING	1702 6TH AVE	TACOMA WA 98405			
FSE	BLAZING ONION BURGERS & SPIRITS	4502 S STEELE ST	TACOMA WA 98409			
FSE	BLUE OCTOPUS	3820 N 27TH ST	TACOMA WA 98407			
FSE	BLUEBEARD COFFEE ROASTERS	2201 6TH AVE	TACOMA WA 98403			
FSE	BOATHOUSE 19	9001 S 19TH ST	TACOMA WA 98465	7221 - Full-Service Restaurants, 72211 - Full-Service Restaurants, 722110 - Full service restaurants		
FSE	BOB'S BAR-B-QUE TOO	911 S 11TH ST	TACOMA WA 98405			
FSE	BOB'S GROCERY	5403 S M ST	TACOMA WA 98408			
FSE	BOB'S JAVA JIVE	2102 SOUTH TACOMA WAY	TACOMA WA 98409			
FSE	BOB'S PIER	3320 E 11TH ST	TACOMA WA 98421			
FSE	BOMBAY BAZAAR	3001 6TH AVE	TACOMA WA 98406			
FSE	BOUNTY FOOD BANK	5634 S PARK AVE	TACOMA WA 98408			
FSE	BOY'S AND GIRL'S CLUB	3875 S 66TH ST	TACOMA WA 98409	624110 - Child and Youth Services		
FSE	BPO ELKS TAC LODGE #174	2013 S CEDAR ST	TACOMA WA 98405	813410 - Civic and Social Organizations		
FSE	BRANCH COLONIAL HOUSE	2420 N 21ST ST	TACOMA WA 98406			
FSE	BRASS LANTERN	4034 MCKINLEY AVE	TACOMA WA 98404			
FSE	BREW DOG	610 PACIFIC AVE	TACOMA WA 98402			
FSE	BREWERS ROW	3205 N 26TH ST	TACOMA WA 98407			
FSE	BROOKDALE SENIOR LIVING	2010 S UNION AVE	TACOMA WA 98405			
FSE	BUBBLES	1728 PACIFIC AVE	TACOMA WA 98402			
FSE	BUFFALO WILD WINGS	4219 S STEELE ST	TACOMA WA 98409	722110 - Full-Service Restaurants		

2018 Form 1  
Industrial User Survey Program Summary

PRETREATMENT CATEGORY	COMPANY NAME	DATE SURVEY RETURNED	DATE RESUBMITTAL REQUESTED	DATE COMPLETED SURVEY OBTAINED	LAST INSPECTION DATE	COMMENTS	Column 1
FSE	BIG LOTS #4454						4/11/2017
FSE	BIG VALUE STORE						4/11/2017
FSE	BIG WILLY'S MARKET						4/11/2017
FSE	BILLY B'S PUB AND GRUB				7/7/2016		6/24/2014
FSE	BIRNEY ELEMENTARY						4/11/2017
FSE	BLACK BEAR FROZEN YOGURT						4/11/2017
FSE	BLACK KETTLE BITES AND BREW						4/11/2017
FSE	BLACK TIE ESPRESSO CATERING						4/11/2017
FSE	BLAZING ONION BURGERS & SPIRITS						4/11/2017
FSE	BLUE OCTOPUS				1/9/2019		7/20/2017
FSE	BLUEBEARD COFFEE ROASTERS						4/11/2017
FSE	BOATHOUSE 19				9/30/2015		1/16/2014
FSE	BOB'S BAR-B-QUE TOO				8/12/2010		10/1/2014
FSE	BOB'S GROCERY				10/17/2017		4/11/2017
FSE	BOB'S JAVA JIVE						3/19/2015
FSE	BOB'S PIER						11/5/2018
FSE	BOMBAY BAZAAR						4/11/2017
FSE	BOUNTY FOOD BANK						4/11/2017
FSE	BOY'S AND GIRL'S CLUB				4/9/2018		1/1/2013
FSE	BPO ELKS TAC LODGE #174				12/24/2018		7/15/2013
FSE	BRANCH COLONIAL HOUSE						4/11/2017
FSE	BRASS LANTERN				8/6/2014		8/13/2014
FSE	BREW DOG				12/18/2014		12/18/2014
FSE	BREWERS ROW						11/28/2016
FSE	BROOKDALE SENIOR LIVING				5/21/2015		10/1/2014
FSE	BUBBLES						4/11/2017
FSE	BUFFALO WILD WINGS				10/2/2015		1/1/2013



2018 Form 1  
Industrial User Survey Program Summary

PRETREATMENT CATEGORY	COMPANY NAME	ADDRESS	CITY STATE ZIP	NAICS OR SIC CODES BUSINESS TYPE	SURVEY TYPE	DATE SURVEY SENT
FSE	BUILT TACOMA	2101 JEFFERSON AVE	TACOMA WA 98402			
FSE	BURGER BAR	813 DIVISION AVE	TACOMA WA 98403	722211 - Limited-Service Restaurants		
FSE	BURGER BROILER	3801 E MCKINLEY	TACOMA WA 98404	722211 - Family restaurants, limited-service		
FSE	BURGER KING #12866	1420 E 72ND ST	TACOMA WA 98404	722211 - Fast-food restaurants		
FSE	BURGER KING #2636	2909 S 38TH ST	TACOMA WA 98409	722211 - Restaurants, fast food		
FSE	BURGER KING #4432	7441 S HOSMER ST	TACOMA WA 98408	722 - Food Services and Drinking Places, 722211 - Fast-food restaurants		
FSE	BURGER KING - WESTGATE	5916 N 26TH ST	TACOMA WA 98406			
FSE	BURGER SEOUL	1750 S PROSPECT ST	TACOMA WA 98405			
FSE	BURRITO BOY #2	4816 PACIFIC AVE	TACOMA WA 98408			
FSE	BURRITO BOYS #1	4816 PACIFIC AVE	TACOMA WA 98408			
FSE	BURRITO EXPRESS	4711 PACIFIC HWY E	FIFE WA 98424			
FSE	BURRITO EXPRESS TACO TRUCK	8716 S HOSMER ST	TACOMA WA 98444			
FSE	BUSY BEAN ESPRESSO	930 TACOMA AVE S	TACOMA WA 98402			
FSE	C.I. SHENANIGAN'S	3017 RUSTON WAY	TACOMA WA 98402			
FSE	CABALLEROS CLUB (CAB'S CAFE)	1516 S 28TH ST	TACOMA WA 98409			
FSE	CAFE AMASIA	901 PACIFIC AVE	TACOMA WA 98402	722211 - Limited-Service Restaurants		
FSE	CAFE BENZ	1701 ALEXANDER AVE BLDG C	FIFE WA 98424			
FSE	CAFE BLUE	1501 MARKET ST	TACOMA WA 98402			
FSE	CAFE BROSSAU	2716 N 21ST ST	TACOMA WA 98406			
FSE	CAFE ELITE - 2502 S TYLER ST	2502 S TYLER ST	TACOMA WA 98405			
FSE	CAFE ELITE - 3906	3906 S 74TH ST	TACOMA WA 98409			
FSE	CAFE ESPRESSO	1402 E 72ND ST	TACOMA WA 98404			
FSE	CAFE LAVIE	3724 YAKIMA AVE	TACOMA WA 98418	722211 - Delicatessen restaurants, 722211 - Limited-Service Restaurants		
FSE	CAFFE CAPRI	317 S 72ND ST	TACOMA WA 98408			
FSE	CALI Q CATERING	1705 E 42ND ST	TACOMA WA 98404		Short Form	
FSE	CAMP FIRE/ BUILDING BRIDGES	3555 MCKINLEY AVE	TACOMA WA 98404			
FSE	CARL'S JR	5925 6TH AVE	TACOMA WA 98406	722110 - Full-Service Restaurants		

2018 Form 1  
Industrial User Survey Program Summary

PRETREATMENT CATEGORY	COMPANY NAME	DATE SURVEY RETURNED	DATE RESUBMITTAL REQUESTED	DATE COMPLETED SURVEY OBTAINED	LAST INSPECTION DATE	COMMENTS	Column 1
FSE	BUILT TACOMA						4/11/2017
FSE	BURGER BAR						1/1/2013
FSE	BURGER BROILER				5/19/2017		4/24/2014
FSE	BURGER KING #12866				6/19/2017		4/21/2014
FSE	BURGER KING #2636				12/8/2016		12/18/2014
FSE	BURGER KING #4432				5/30/2017		1/1/2013
FSE	BURGER KING - WESTGATE				8/14/2018		8/14/2018
FSE	BURGER SEOUL						4/11/2017
FSE	BURRITO BOY #2						4/11/2017
FSE	BURRITO BOYS #1						4/11/2017
FSE	BURRITO EXPRESS						4/11/2017
FSE	BURRITO EXPRESS TACO TRUCK						4/11/2017
FSE	BUSY BEAN ESPRESSO						4/11/2017
FSE	C.I. SHENANIGAN'S				1/26/2010		10/1/2014
FSE	CABALLEROS CLUB (CAB'S CAFE)						4/11/2017
FSE	CAFE AMASIA				6/10/2015		1/1/2013
FSE	CAFE BENZ						4/11/2017
FSE	CAFE BLUE						4/11/2017
FSE	CAFE BROSSAU						4/11/2017
FSE	CAFE ELITE - 2502 S TYLER ST						4/11/2017
FSE	CAFE ELITE - 3906				11/5/2018		11/5/2018
FSE	CAFE ESPRESSO						4/11/2017
FSE	CAFE LAVIE				5/18/2016		5/14/2015
FSE	CAFFE CAPRI						4/11/2017
FSE	CALI Q CATERING			4/19/2016			4/13/2016
FSE	CAMP FIRE/ BUILDING BRIDGES						4/11/2017
FSE	CARL'S JR				6/26/2017		10/24/2013

2018 Form 1  
Industrial User Survey Program Summary

PRETREATMENT CATEGORY	COMPANY NAME	ADDRESS	CITY STATE ZIP	NAICS OR SIC CODES BUSINESS TYPE	SURVEY TYPE	DATE SURVEY SENT
FSE	CARNICERIA APATZINGAN	2015 S 96TH ST STE 6	TACOMA WA 98444	445210 - Meat Markets		
FSE	CASH & CARRY #550	6208 TACOMA MALL BLVD	TACOMA WA 98409			
FSE	CASTLE	6015 TACOMA MALL BLVD	TACOMA WA 98409			
FSE	CATHOLIC COMMUNITY SERVICES HOSPITALITY KITCHEN	1323 YAKIMA AVE	TACOMA WA 98405			
FSE	CELEBRITY CAKE STUDIO	314 E 26TH ST #2	TACOMA WA 98421			
FSE	CELEBRITY CAKE STUDIO ON ST HELENS	41 ST HELENS AVE	TACOMA WA 98402			
FSE	CENTER STREET DELI MART	3807 CENTER ST	TACOMA WA 98409	722211 - Limited-Service Restaurants		
FSE	CENTER STREET SHOPPING CENTER	3807 CENTER ST	TACOMA WA 98409			
FSE	CENTURY THEATRES	5057 MAIN ST	TACOMA WA 98407			
FSE	CERELLO'S PIZZA	4916 CENTER ST	TACOMA WA 98409			
FSE	CERENO'S PIZZA	4916 CENTER ST	TACOMA WA 98409			
FSE	CHALET BOWL	3806 N 26TH ST	TACOMA WA 98407			
FSE	CHARLES & TERRY GOURMET	1905 BRIDGEPORT WAY W	TACOMA WA 98466			
FSE	CHARLES AND TERRY AT TCC	6501 S 19TH ST	TACOMA WA 98465			
FSE	CHARLEY'S GRILLED SUBS	4502 S STEELE ST # 486	TACOMA WA 98409			
FSE	CHARLTON PLACE	9723 S STEELE ST	TACOMA WA 98444	623311 - Continuing Care Retirement Communities		
FSE	CHARRO AZTECA	1772 S 72ND ST	TACOMA WA 98408			
FSE	CHATHAM HOUSE LLC	3832 S PINE ST	TACOMA WA 98409			
FSE	CHEERS DOWNTOWN	2611 PACIFIC AVE	TACOMA WA 98402	722211 - Limited-Service Restaurants		
FSE	CHEERS ESPRESSO	4828 SOUTH TACOMA WAY	TACOMA WA 98409			
FSE	CHEESECAKE FACTORY	4502 S STEELE ST	TACOMA WA 98409			
FSE	CHENEY	2502 S TYLER ST	TACOMA WA 98405			
FSE	CHENEY RED HOT	2502 S TYLER ST	TACOMA WA 98405			
FSE	CHESTER'S	1501 33RD AVE E	FIFE WA 98424			
FSE	CHICK-FIL-A	3902 S STEELE ST	TACOMA WA 98409			
FSE	CHILI THAI RESTAURANT	3213 S 38TH ST # D	TACOMA WA 98409			
FSE	CHILI THAI-GGI	3213 38TH ST S	TACOMA WA 98409	722110 - Full service restaurants		

2018 Form 1  
Industrial User Survey Program Summary

PRETREATMENT CATEGORY	COMPANY NAME	DATE SURVEY RETURNED	DATE RESUBMITTAL REQUESTED	DATE COMPLETED SURVEY OBTAINED	LAST INSPECTION DATE	COMMENTS	Column 1
FSE	CARNICERIA APATZINGAN				7/1/2016		1/1/2013
FSE	CASH & CARRY #550				10/26/2017		4/11/2017
FSE	CASTLE				12/5/2017		10/1/2014
FSE	CATHOLIC COMMUNITY SERVICES HOSPITALITY KITCHEN						4/11/2017
FSE	CELEBRITY CAKE STUDIO				2/24/2009		10/1/2014
FSE	CELEBRITY CAKE STUDIO ON ST HELENS				1/6/2010		10/1/2014
FSE	CENTER STREET DELI MART						4/30/2013
FSE	CENTER STREET SHOPPING CENTER				8/17/2017		1/1/2013
FSE	CENTURY THEATRES						4/11/2017
FSE	CERELLO'S PIZZA				5/11/2017		4/11/2017
FSE	CERENO'S PIZZA				3/17/2009		10/1/2014
FSE	CHALET BOWL				1/2/2009		10/1/2014
FSE	CHARLES & TERRY GOURMET				9/30/2016		8/19/2016
FSE	CHARLES AND TERRY AT TCC						4/11/2017
FSE	CHARLEY'S GRILLED SUBS				5/16/2016		10/21/2015
FSE	CHARLTON PLACE				6/14/2016		1/1/2013
FSE	CHARRO AZTECA						4/11/2017
FSE	CHATHAM HOUSE LLC						2/11/2016
FSE	CHEERS DOWNTOWN				8/30/2018		4/29/2013
FSE	CHEERS ESPRESSO				12/11/2017		10/1/2014
FSE	CHEESECAKE FACTORY						4/11/2017
FSE	CHENEY						4/11/2017
FSE	CHENEY RED HOT						4/11/2017
FSE	CHESTER'S				9/25/2012		10/1/2014
FSE	CHICK-FIL-A				4/4/2018		12/15/2015
FSE	CHILI THAI RESTAURANT						5/19/2015
FSE	CHILI THAI-GGI				10/23/2014		10/24/2013

2018 Form 1  
Industrial User Survey Program Summary

PRETREATMENT CATEGORY	COMPANY NAME	ADDRESS	CITY STATE ZIP	NAICS OR SIC CODES BUSINESS TYPE	SURVEY TYPE	DATE SURVEY SENT
FSE	CHIPOTLE MEXICAN GRILL	4502 S STEELE ST	TACOMA WA 98409			
FSE	CHOCO LATTE LATTE	29 ST HELENS AVE	TACOMA WA 98402			
FSE	CHRISTIAN BROTHERHOOD ACADEMY	2136 MARTIN LUTHER KING JR WAY	TACOMA WA 98405			
FSE	CHUCK E CHEESE	4911 TACOMA MALL BLVD	TACOMA WA 98409			
FSE	CINDY'S CULINARY CREATIONS	7201 S PROSPECT ST	TACOMA WA 98409			
FSE	CINNABON	4502 S STEELE ST	TACOMA WA 98409			
FSE	CLASSICS BY PACIFIC GRILL	2702 E D ST	TACOMA WA 98421			
FSE	CLIFF HOUSE RESTAURANT	6300 MARINE VIEW DR	TACOMA WA 98355	722110 - Fine dining restaurants, full service		
FSE	CLOVERLEAF TAVERN	6430 6TH AVE	TACOMA WA 98465	722211 - Limited-Service Restaurants		
FSE	CLUB SILVERSTONE	739 1/2 ST HELENS ST	TACOMA WA 98402			
FSE	COFFEE BUZZ (THE)	1202 MARTIN LUTHER KING JR WAY	TACOMA WA 98405			
FSE	COFFEE SHOP (THE)	1819 E 72ND ST	TACOMA WA 98404			
FSE	COFFEEZAUN ESPRESSO	4518 N PEARL ST	TACOMA WA 98407			
FSE	COLBURN PARK OSPI	5410 20TH ST E	FIFE WA 98424			
FSE	COLUMBIA BANK #1	1301 A ST	TACOMA WA 98402			
FSE	COLUMBIA JUNIOR HIGH SCHOOL	2901 54TH AVE E	FIFE WA 98424			
FSE	COMFORT CORNER CAFE	209 MARTIN LUTHER KING JR WAY	TACOMA WA 98405			
FSE	COMMERCE TERIYAKI	786 COMMERCE ST	TACOMA WA 98402			
FSE	COMPREHENSIVELY COFFEE	1305 TACOMA AVE S	TACOMA WA 98402			
FSE	CONNIE'S DONUT & ESPRESSO LLC	4065 PACIFIC AVE	TACOMA WA 98418	311812 - Bakery products, fresh (i.e., bread, cakes, doughnuts, pastries), made in commercial bakeries		
FSE	COOKS' TAVERN	3201 N 26TH ST	TACOMA WA 98407			
FSE	COPPER DOOR	12 N TACOMA AVE	TACOMA WA 98403			
FSE	CORE CAFE AT TPU	3628 S 35TH ST	TACOMA WA 98409			
FSE	CORINA BAKERY	602 FAWCETT AVE	TACOMA WA 98402			
FSE	CORNER GROCERY (THE)	602 N K ST	TACOMA WA 98403			
FSE	COSMONAUT COFFEE	817 DIVISION AVE	TACOMA WA 98403			
FSE	COST PLUS WORLD MARKET	4036 TACOMA MALL BLVD	TACOMA WA 98409			
FSE	COSTCO #95	2219 S 37TH ST	TACOMA WA 98409	452910 - Warehouse clubs (i.e., food and general merchandise)		

2018 Form 1  
Industrial User Survey Program Summary

PRETREATMENT CATEGORY	COMPANY NAME	DATE SURVEY RETURNED	DATE RESUBMITTAL REQUESTED	DATE COMPLETED SURVEY OBTAINED	LAST INSPECTION DATE	COMMENTS	Column 1
FSE	CHIPOTLE MEXICAN GRILL						4/11/2017
FSE	CHOCO LATTE LATTE						4/11/2017
FSE	CHRISTIAN BROTHERHOOD ACADEMY				7/20/2018		5/1/2013
FSE	CHUCK E CHEESE				11/3/2016		10/1/2014
FSE	CINDY'S CULINARY CREATIONS						3/15/2018
FSE	CINNABON						4/11/2017
FSE	CLASSICS BY PACIFIC GRILL				10/30/2018		4/11/2017
FSE	CLIFF HOUSE RESTAURANT				9/26/2016		10/1/2014
FSE	CLOVERLEAF TAVERN				10/16/2018		10/24/2013
FSE	CLUB SILVERSTONE				5/6/2010		10/1/2014
FSE	COFFEE BUZZ (THE)						4/11/2017
FSE	COFFEE SHOP (THE)						4/11/2017
FSE	COFFEEZAUN ESPRESSO						4/11/2017
FSE	COLBURN PARK OSPI						4/11/2017
FSE	COLUMBIA BANK #1				10/12/2018		1/1/2013
FSE	COLUMBIA JUNIOR HIGH SCHOOL						4/11/2017
FSE	COMFORT CORNER CAFE						4/11/2017
FSE	COMMERCE TERIYAKI				7/25/2016		10/1/2014
FSE	COMPREHENSIVELY COFFEE						4/11/2017
FSE	CONNIE'S DONUT & ESPRESSO LLC				6/24/2016		6/6/2014
FSE	COOKS' TAVERN				7/6/2016		6/23/2016
FSE	COPPER DOOR				2/7/2018		4/11/2017
FSE	CORE CAFE AT TPU						4/11/2017
FSE	CORINA BAKERY				3/15/2018		10/1/2014
FSE	CORNER GROCERY (THE)						4/11/2017
FSE	COSMONAUT COFFEE						4/11/2017
FSE	COST PLUS WORLD MARKET						4/11/2017
FSE	COSTCO #95				4/4/2018		1/1/2013

2018 Form 1  
Industrial User Survey Program Summary

PRETREATMENT CATEGORY	COMPANY NAME	ADDRESS	CITY STATE ZIP	NAICS OR SIC CODES BUSINESS TYPE	SURVEY TYPE	DATE SURVEY SENT
FSE	COSTCO- #767	3900 20TH ST E	FIFE WA 98424			
FSE	COT BEACON SENIOR CENTER	415 S 13TH ST	TACOMA WA 98402	624120 - Centers, senior citizens', 722310 - Cafeteria food services contractors (e.g., government office cafeterias, hospital cafeterias, school cafeterias)		
FSE	COT COMMUNITY CENTERS - POINT DEFIANCE SENIOR CTR	4716 BALTIMORE WAY	TACOMA WA 98402	624120 - Senior citizens centers		
FSE	COT TACOMA DOME	2727 E D ST	TACOMA WA 98421			
FSE	COUG INC	1930 E D ST	TACOMA WA 98421		Short Form	7/5/2016
FSE	COURTYARD BY MARRIOTT	1515 COMMERCE ST	TACOMA WA 98402	721110 - Hotels (except Casino Hotels) and Motels		
FSE	CROWN BAR	2705 6TH AVE	TACOMA WA 98406			
FSE	CUPCAKE AMOUR	310 S 82ND ST E5	TACOMA WA 98408	311811 - Retail Bakeries		
FSE	CURB	4040 S ORCHARD ST STE 120	FIRCREST WA 98644			
FSE	CURBSIDE URBAN CUISINE	2201 S 78TH ST	TACOMA WA 98409			
FSE	CUTTERS POINT COFFEE	5104 6TH AVE 1	TACOMA WA 98465			
FSE	D TOWN MARKET	751 S COMMERCE ST	TACOMA WA 98402			
FSE	DA TIKI HUT	4427 6TH AVE STE 101	TACOMA WA 98406			
FSE	DAIRY QUEEN #18580	1925 S 72ND ST	TACOMA WA 98408	722211 - Fast-food restaurants		
FSE	DAIRY QUEEN - 3001 N PEARL ST	3001 N PEARL ST	TACOMA WA 98407	722211 - Limited-Service Restaurants		
FSE	DANIAH'S INTERNATIONAL MARKET	6603 6TH AVE	TACOMA WA 98465			
FSE	DANIAH'S INTERNATIONAL MARKET & DELI-HGI	6605 6TH AVE	TACOMA WA 98406			
FSE	DAVE'S MEAT & PRODUCE	1312 N I ST	TACOMA WA 98403	445110 - Supermarkets and Other Grocery (except Convenience) Stores		
FSE	DAWG EAT DOGS - MOBILE FOOD CART	2713 6TH AVE	TACOMA WA 98406			
FSE	DAWSON'S AGAIN	5443 S TACOMA WAY	TACOMA WA 98409			
FSE	DAYS INN	5601 PACIFIC HWY E	FIFE WA 98424			
FSE	DEAN ALLEN'S CATERING	2365 TACOMA AVE S	TACOMA WA 98402	722320 - Caterers		
FSE	DELI USA	4905 PACIFIC HWY E # 3	FIFE WA 98424			
FSE	DELIGHTFUL NEIGHBORHOOD MARKET	4818 N 45TH ST	TACOMA WA 98407			
FSE	DENNY'S	5924 6TH AVE	TACOMA WA 98465			
FSE	DENNY'S - 8614 S HOSMER ST	8614 S HOSMER ST	TACOMA WA 98444	722110 - Full-Service Restaurants		
FSE	DESTINY CITY CHURCH	3102 S 23RD ST	TACOMA WA 98405	813110 - Religious Organizations		

2018 Form 1  
Industrial User Survey Program Summary

PRETREATMENT CATEGORY	COSTCO- #767	COMPANY NAME	DATE SURVEY RETURNED	DATE RESUBMITTAL REQUESTED	DATE COMPLETED SURVEY OBTAINED	LAST INSPECTION DATE	COMMENTS	Column 1
FSE								4/11/2017
FSE		COT BEACON SENIOR CENTER				4/4/2017		1/1/2013
FSE		COT COMMUNITY CENTERS - POINT DEFIANCE SENIOR CTR				9/11/2014		1/1/2013
FSE		COT TACOMA DOME				10/4/2016		1/1/2013
FSE		COUG INC	7/14/2016		7/18/2016	6/7/2012		10/1/2014
FSE		COURTYARD BY MARRIOTT				12/18/2018		1/1/2013
FSE		CROWN BAR						4/11/2017
FSE		CUPCAKE AMOUR						1/22/2018
FSE		CURB						4/11/2017
FSE		CURBSIDE URBAN CUISINE						4/11/2017
FSE		CUTTERS POINT COFFEE				11/29/2018		4/11/2017
FSE		D TOWN MARKET				8/10/2016		10/1/2014
FSE		DA TIKI HUT				11/17/2014		11/17/2014
FSE		DAIRY QUEEN #18580				8/9/2016		6/16/2014
FSE		DAIRY QUEEN - 3001 N PEARL ST				6/20/2017		1/1/2013
FSE		DANIAH'S INTERNATIONAL MARKET						4/11/2017
FSE		DANIAH'S INTERNATIONAL MARKET & DELI-HGI				8/7/2014		10/24/2013
FSE		DAVE'S MEAT & PRODUCE						1/1/2013
FSE		DAWG EAT DOGS - MOBILE FOOD CART						12/26/2018
FSE		DAWSON'S AGAIN						4/11/2017
FSE		DAYS INN						4/11/2017
FSE		DEAN ALLEN'S CATERING				8/27/2013		5/1/2013
FSE		DELI USA						4/11/2017
FSE		DELIGHTFUL NEIGHBORHOOD MARKET				11/16/2018		4/11/2017
FSE		DENNY'S				9/22/2016		9/22/2016
FSE		DENNY'S - 8614 S HOSMER ST				9/22/2017		1/1/2013
FSE		DESTINY CITY CHURCH				10/26/2017		5/1/2013



2018 Form 1  
Industrial User Survey Program Summary

PRETREATMENT CATEGORY	COMPANY NAME	ADDRESS	CITY STATE ZIP	NAICS OR SIC CODES BUSINESS TYPE	SURVEY TYPE	DATE SURVEY SENT
FSE	DEVILS REEF	706 OPERA ALLEY	TACOMA WA 98402			
FSE	DICKEY'S BARBECUE PIT	5104 6TH AVE	TACOMA WA 98465			
FSE	DILORETO'S CAFE	743 BROADWAY	TACOMA WA 98402			
FSE	DIRTY OSCAR'S ANNEX	2309 6TH AVE	TACOMA WA 98403	722110 - Full-Service Restaurants		
FSE	DOCKSIDE DONUTS	1112 PUYALLUP AVE	TACOMA WA 98421	311811 - Retail Bakeries, 311999 - All Other Miscellaneous Food Manufacturing		
FSE	DOLLAR TREE #2344	9830 PACIFIC AVE	TACOMA WA 98444			
FSE	DOLLAR TREE #2816	6111 6TH AVE	TACOMA WA 98406			
FSE	DOLLAR TREE #2987	3815 S STEELE ST	TACOMA WA 98409			
FSE	DOLLAR TREE #6009	3208 S 23RD ST	TACOMA WA 98405			
FSE	DOMBROWSKI CATERING	3544 S WILKESON ST	TACOMA WA 98418			
FSE	DOMINO'S PIZZA #7101	2802 N STEVENS ST	TACOMA WA 98407			
FSE	DOMINO'S PIZZA #7105	5402 S WASHINGTON ST	TACOMA WA 98409			
FSE	DOMINO'S PIZZA - 805 PACIFIC AVE	805 PACIFIC AVE	TACOMA WA 98402			
FSE	DOMINO'S PIZZA INC	1905 BRIDGEPORT WAY W	TACOMA WA 98466			
FSE	DOMINOS NO. 4618	3735 S PINE ST A	TACOMA WA 98409			
FSE	DOMINOS PIZZA	8442 PACIFIC AVE	TACOMA WA 98444	722110 - Pizza parlors, full service, 722110 - Pizzerias, full service		
FSE	DOMINOS PIZZA #7024	3840 PACIFIC AVE 101	TACOMA WA 98418	722110 - Pizza parlors, full service		
FSE	DONALD G. TOPPING HOPE CENTER OSPI	3875 S 66TH ST	TACOMA WA 98409			
FSE	DOO WOP COFFEE SHOP	1316 S 56TH ST	TACOMA WA 98408			
FSE	DORKY'S ARCADE	754 PACIFIC AVE	TACOMA WA 98402			
FSE	DOYLE'S PUBLIC HOUSE	208 ST HELENS AVE	TACOMA WA 98402			
FSE	DRAGON'S CRAWFISH	750 S 38TH ST	TACOMA WA 98418	722211 - Family restaurants, limited-service		
FSE	DRAKES DOGS - MOBILE FOOD CART	3848 E G ST	TACOMA WA 98404			
FSE	DUKE'S CHOWDER	3327 RUSTON WAY	TACOMA WA 98402	722110 - Full-Service Restaurants		
FSE	DUPLICATE - JACKSONS FOOD STORES #642	801 DIVISION AVE	TACOMA WA 98403	44711 - Gasoline Stations with Convenience Stores	Short Form	12/23/2015
FSE	DUPLICATE - SKYLINE ELEMENTARY OSPI	6501 N 23RD ST	TACOMA WA 98406			
FSE	DUPLICATE - THE MATADOR	721 PACIFIC AVE	TACOMA WA 98402	722 - Food Services and Drinking Places		

2018 Form 1  
Industrial User Survey Program Summary

PRETREATMENT CATEGORY	COMPANY NAME	DATE SURVEY RETURNED	DATE RESUBMITTAL REQUESTED	DATE COMPLETED SURVEY OBTAINED	LAST INSPECTION DATE	COMMENTS	Column 1
FSE	DEVILS REEF						4/11/2017
FSE	DICKEY'S BARBECUE PIT				11/29/2018		11/25/2014
FSE	DICORETOS CAFE						4/11/2017
FSE	DIRTY OSCAR'S ANNEX				10/13/2017		1/1/2013
FSE	DOCKSIDE DONUTS				3/13/2017		10/1/2014
FSE	DOLLAR TREE #2344						4/11/2017
FSE	DOLLAR TREE #2816						4/11/2017
FSE	DOLLAR TREE #2987						4/11/2017
FSE	DOLLAR TREE #6009						4/11/2017
FSE	DOMBROWSKI CATERING						4/11/2017
FSE	DOMINO'S PIZZA #7101				12/12/2018		10/1/2014
FSE	DOMINO'S PIZZA #7105				12/11/2017		4/11/2017
FSE	DOMINO'S PIZZA - 805 PACIFIC AVE						4/11/2017
FSE	DOMINO'S PIZZA INC				9/18/2008		10/1/2014
FSE	DOMINOS NO. 4618				9/26/2018		9/26/2018
FSE	DOMINOS PIZZA				1/18/2019		8/28/2014
FSE	DOMINOS PIZZA #7024				7/14/2016		7/20/2016
FSE	DONALD G. TOPPING HOPE CENTER OSPI						4/11/2017
FSE	DOO WOP COFFEE SHOP						4/11/2017
FSE	DORKY'S ARCADE						4/11/2017
FSE	DOYLE'S PUBLIC HOUSE				11/28/2017		10/1/2014
FSE	DRAGON'S CRAWFISH				8/25/2016		10/1/2014
FSE	DRAKES DOGS - MOBILE FOOD CART						7/3/2017
FSE	DUKE'S CHOWDER				4/26/2018		1/1/2013
FSE	DUPLICATE - JACKSONS FOOD STORES #642	12/23/2015		1/4/2016	2/24/2010		10/1/2014
FSE	DUPLICATE - SKYLINE ELEMENTARY OSPI						4/11/2017
FSE	DUPLICATE - THE MATADOR						1/1/2013

2018 Form 1  
Industrial User Survey Program Summary

PRETREATMENT CATEGORY	COMPANY NAME	ADDRESS	CITY STATE ZIP	NAICS OR SIC CODES BUSINESS TYPE	SURVEY TYPE	DATE SURVEY SENT
FSE	E-Z SHOP	1765 S JACKSON AVE	TACOMA WA 98465			
FSE	EAGLES	7037 S PINE ST	TACOMA WA 98409			
FSE	EAGLES NEST (THE)	1717 S UNION AVE	TACOMA WA 98405			
FSE	EAST & WEST CAFE PROCTOR	2514 N PROCTOR ST	TACOMA WA 98406			
FSE	EDIBLE ARRANGEMENT	1901 S 72ND ST	TACOMA WA 98408			
FSE	EDISON CITY ALEHOUSE	5602 S LAWRENCE ST	TACOMA WA 98409			
FSE	EL BORRACHO	2717 6TH AVE	TACOMA WA 98406			
FSE	EL GALLO DE ORO TAVERN	3201 E PORTLAND AVE	TACOMA WA 98404			
FSE	EL GAUCHO	2119 PACIFIC AVE # 40	TACOMA WA 98402	722110 - Full-Service Restaurants		
FSE	EL HUTCHO'S	6201 MCKINLEY AVE	TACOMA WA 98404			
FSE	EL MALECON	6409 6TH AVE	TACOMA WA 98406			
FSE	EL PIQUE NIGHT CLUB	4314 E PORTLAND AVE	TACOMA WA 98404	722211 - Family restaurants, limited-service		
FSE	EL PIQUE NIGHTCLUB LLC	4314 E PORTLAND AVE	TACOMA WA 98404			
FSE	EL SABOR-HGI	1636 SOUTH MILDRED STREET	TACOMA WA 98466			
FSE	EL SHADDAI CHRISTIAN MINISTRIES	4640 PACIFIC AVE	TACOMA WA 98404			
FSE	EL SUPER TACO BUS 3	904 72ND ST	TACOMA WA 98404			
FSE	EL TORO II RESTAURANT	5716 N 26TH ST	TACOMA WA 98406			
FSE	ELEMENTAL PIZZA	1702 PACIFIC AVE	TACOMA WA 98402			
FSE	ELMER'S PANCAKE & STEAK HOUSE	7427 S HOSMER ST	TACOMA WA 98408	722 - Food Services and Drinking Places		
FSE	ELMERS PANCAKES	7427 S HOSMER ST	TACOMA WA 98408			
FSE	ELOISE COOKING POT FOOD BANK	3543 E MCKINLEY AVE	TACOMA WA 98404			
FSE	EMERALD CITY SMOOTHIE	5977 6TH AVE	TACOMA WA 98406			
FSE	EMMANUEL LUTHERAN CHURCH	1315 N STEVENS ST	TACOMA WA 98406	813110 - Religious Organizations		
FSE	EMPANADAS COLOMBIANAS	5640 SOUTH TACOMA WAY	TACOMA WA 98409			
FSE	EMPOWERMENT CENTER	4810 E K ST	TACOMA WA 98404			
FSE	ENGINE HOUSE COFFEE AND DELI	3801 MCKINLEY AVE 400	TACOMA WA 98404			
FSE	ENOTECA WINE BAR	21 N TACOMA AVE	TACOMA WA 98403			

2018 Form 1  
Industrial User Survey Program Summary

PRETREATMENT CATEGORY	COMPANY NAME	DATE SURVEY RETURNED	DATE RESUBMITTAL REQUESTED	DATE COMPLETED SURVEY OBTAINED	LAST INSPECTION DATE	COMMENTS	Column 1
FSE	E-Z SHOP						4/11/2017
FSE	EAGLES				4/3/2018		4/11/2017
FSE	EAGLES NEST (THE)						4/11/2017
FSE	EAST & WEST CAFE PROCTOR				6/3/2014		1/1/2013
FSE	EDIBLE ARRANGEMENT						4/11/2017
FSE	EDISON CITY ALEHOUSE						4/11/2017
FSE	EL BORRACHO						1/1/2013
FSE	EL GALLO DE ORO TAVERN						4/11/2017
FSE	EL GAUCHO				12/4/2014		4/22/2013
FSE	EL HUTCHO'S						4/11/2017
FSE	EL MALECON				2/27/2018		10/24/2013
FSE	EL PIQUE NIGHT CLUB				7/7/2016		6/24/2014
FSE	EL PIQUE NIGHTCLUB LLC						4/11/2017
FSE	EL SABOR-HGI				10/6/2016		7/15/2013
FSE	EL SHADDAI CHRISTIAN MINISTRIES						4/11/2017
FSE	EL SUPER TACO BUS 3						4/11/2017
FSE	EL TORO II RESTAURANT				5/23/2017		1/1/2013
FSE	ELEMENTAL PIZZA				2/26/2016		3/12/2015
FSE	ELMER'S PANCAKE & STEAK HOUSE				8/20/2018		1/1/2013
FSE	ELMERS PANCAKES				1/30/2013		10/1/2014
FSE	ELOISE COOKING POT FOOD BANK						4/11/2017
FSE	EMERALD CITY SMOOTHIE						1/1/2013
FSE	EMMANUEL LUTHERAN CHURCH				7/7/2017		1/1/2013
FSE	EMPANADAS COLOMBIANAS				11/6/2018		4/11/2017
FSE	EMPOWERMENT CENTER						4/11/2017
FSE	ENGINE HOUSE COFFEE AND DELI				5/7/2008		10/1/2014
FSE	ENOTECA WINE BAR				9/2/2009		10/1/2014

2018 Form 1  
Industrial User Survey Program Summary

PRETREATMENT CATEGORY	COMPANY NAME	ADDRESS	CITY STATE ZIP	NAICS OR SIC CODES BUSINESS TYPE	SURVEY TYPE	DATE SURVEY SENT
FSE	EPIC FUSION	5915 6TH AVE	TACOMA WA 98406			
FSE	ERICA PEACE, LOVE & ICE CREAM	4822 PACIFIC AVE	TACOMA WA 98408			
FSE	ESPRESSO 4 U I	1413 E 72ND ST	TACOMA WA 98404			
FSE	ESPRESSO CONNECTION	701 S 37TH ST	TACOMA WA 98418			
FSE	ESPRESSO HAVEN	2401 S 35TH ST	TACOMA WA 98409			
FSE	EUROPA BISTRO	2515 N PROCTOR ST	TACOMA WA 98406			
FSE	EVERGREEN CAFE	1423 PACIFIC AVE STE 100	TACOMA WA 98402			
FSE	EXPRESS MARKET	430 E 25TH ST	TACOMA WA 98421			
FSE	EZELL'S FAMOUS CHICKEN	1902 MARTIN LUTHER KING JR WAY A	TACOMA WA 98405	722211 - Fast-food restaurants		
FSE	FAITH PRESBYTERIAN CHURCH/SCHOOL	620 S SHIRLEY ST	TACOMA WA 98465			
FSE	FAMOUS DAVE'S BBQ	1905 S 72ND ST	TACOMA WA 98408	722110 - Family restaurants, full service		
FSE	FAR POST SPORTS BAR	2610 BAY ST	TACOMA WA 98421			
FSE	FARRELL'S PIZZA	3518 6TH AVE	TACOMA WA 98406			
FSE	FARRELL'S PIZZA - POINT RUSTON	5104 N HIGHLAND ST 5104 GRAND LOOP STE A	RUSTON WA 98407			
FSE	FAST PHO	5013 S 56TH ST B	TACOMA WA 98409			
FSE	FERGIE'S ON THE AVE	3504 MCKINLEY AVE	TACOMA WA 98404	722110 - Full-Service Restaurants		
FSE	FIFEMILTON/EDGEWOOD FISH	2303 54TH AVE E	FIFE WA 98424			
FSE	FINGER LICKEN RIBS & CHICKEN	3709 S G ST	TACOMA WA 98418	722110 - Restaurants, full service		
FSE	FINNWICKS	1702 6TH AVE	TACOMA WA 98405			
FSE	FIRST PLACE FOR CHILDREN	1517 FAWCETT AVE 1	TACOMA WA 98402			
FSE	FIRST SAMOAN CHURCH	3717 E PORTLAND AVE	TACOMA WA 98404	813110 - Churches		
FSE	FIVE GUYS BURGERS & FRIES	4027 TACOMA MALL BLVD	TACOMA WA 98409			
FSE	FLAMING WOK	4502 S STEELE ST	TACOMA WA 98409			
FSE	FLIP N OUT	4008 S 12TH ST	TACOMA WA 98405	722211 - Limited-Service Restaurants		
FSE	FOLEYS ON THE GREEN	7108 LAKEWOOD DR W	TACOMA WA 98467			
FSE	FOOD CONNECTION	1323 S YAKIMA AVE	TACOMA WA 98405			
FSE	FORBIDDEN FARMS BAKERY	1920 PORT OF TACOMA RD	TACOMA WA 98421	722110 - Full-Service Restaurants, 813910 - Growers' associations	Short Form	1/22/2018

2018 Form 1  
Industrial User Survey Program Summary

PRETREATMENT CATEGORY	COMPANY NAME	DATE SURVEY RETURNED	DATE RESUBMITTAL REQUESTED	DATE COMPLETED SURVEY OBTAINED	LAST INSPECTION DATE	COMMENTS	Column 1
FSE	EPIC FUSION						4/11/2017
FSE	ERICA PEACE, LOVE & ICE CREAM						4/11/2017
FSE	ESPRESSO 4 U1						4/11/2017
FSE	ESPRESSO CONNECTION						4/11/2017
FSE	ESPRESSO HAVEN						4/11/2017
FSE	EUROPA BISTRO						1/1/2013
FSE	EVERGREEN CAFE				9/15/2009		10/1/2014
FSE	EXPRESS MARKET						4/11/2017
FSE	EZELL'S FAMOUS CHICKEN				1/26/2017		1/1/2013
FSE	FAITH PRESBYTERIAN CHURCH/SCHOOL				11/13/2018		1/1/2013
FSE	FAMOUS DAVE'S BBQ				5/24/2017		1/1/2013
FSE	FAR POST SPORTS BAR						4/11/2017
FSE	FARRELL'S PIZZA				12/5/2018		1/1/2013
FSE	FARRELL'S PIZZA - POINT RUSTON				7/23/2018		4/4/2017
FSE	FAST PHO						5/21/2015
FSE	FERGIE'S ON THE AVE				5/26/2016		1/1/2013
FSE	FIFEMILTON/EDGEWOOD FISH						4/11/2017
FSE	FINGER LICKEN RIBS & CHICKEN				1/31/2017		10/1/2014
FSE	FINNWICKS						4/11/2017
FSE	FIRST PLACE FOR CHILDREN				10/16/2009		10/1/2014
FSE	FIRST SAMOAN CHURCH				12/20/2016		1/1/2013
FSE	FIVE GUYS BURGERS & FRIES				8/25/2016		4/11/2016
FSE	FLAMING WOK						4/11/2017
FSE	FLIP N OUT				10/11/2017		1/1/2013
FSE	FOLEYS ON THE GREEN						4/11/2017
FSE	FOOD CONNECTION						4/11/2017
FSE	FORBIDDEN FARMS BAKERY				9/13/2016		7/31/2013

2018 Form 1  
Industrial User Survey Program Summary

PRETREATMENT CATEGORY	COMPANY NAME	ADDRESS	CITY STATE ZIP	NAICS OR SIC CODES BUSINESS TYPE	SURVEY TYPE	DATE SURVEY SENT
FSE	FORTE SNACKS UNLIMITED	7320 S PARK AVE	TACOMA WA 98408			
FSE	FORZA COFFEE	2209 N PEARL ST	TACOMA WA 98407			
FSE	FOSTERS TAVERN	6316 MCKINLEY AVE	TACOMA WA 98404	722410 - Drinking places (i.e., bars, lounges, taverns), alcoholic		
FSE	FOX HOLLOW	4024 S 56TH ST	TACOMA WA 98409	722213 - Coffee shops, on premise brewing		
FSE	FRANKE TOBEY JONES HOME	5340 N BRISTOL ST	TACOMA WA 98407			
FSE	FRANKFURTER @ WRIGHT PARK	316 S G ST	TACOMA WA 98405			
FSE	FRANKLIN PARK OSPI	1201 S PUGET SOUND AVE	TACOMA WA 98405			
FSE	FRED MEYER MARKETPLACE #605	6901 S 19TH ST	TACOMA WA 98465	445110 - Supermarkets and Other Grocery (except Convenience) Stores		
FSE	FREIGHTHOUSE SQUARE	2501 E D ST	TACOMA WA 98421			
FSE	FRESH ROLL	4915 CENTER ST	TACOMA WA 98409			
FSE	FRESH ROLLS	823 PACIFIC AVE	TACOMA WA 98402	722 - Food Services and Drinking Places, 722110 - Full-Service Restaurants		
FSE	FRIENDLY FOOD	3612 CENTER ST	TACOMA WA 98409			
FSE	FRISENBURGERS	308 E 26TH ST	TACOMA WA 98421			
FSE	FRISKO FREEZE	1201 DIVISION AVE	TACOMA WA 98403			
FSE	FUJUYA	1122 BROADWAY	TACOMA WA 98402	722110 - Full-Service Restaurants		
FSE	FUJUYA JAPANESE RESTAURANT	1125 COURT C	TACOMA WA 98402			
FSE	FUZION CAFE	6820 6TH AVE	TACOMA WA 98406			
FSE	GALANGA THAI CUISINE	1129 BROADWAY	TACOMA WA 98402			
FSE	GALLEY DELI	1301 A ST	TACOMA WA 98402			
FSE	GALLUCCO'S CATTERING	4621 PACIFIC AVE	TACOMA WA 98408			
FSE	GARI OF SUSHI	1209 S 38TH ST	TACOMA WA 98418			
FSE	GARLIC JIM'S PIZZA	3602 6TH AVE 103	TACOMA WA 98406			
FSE	GATEWAY TO INDIA	2603 6TH AVE	TACOMA WA 98406	722110 - Full-Service Restaurants		
FSE	GAYLE ORTH CATERING	3827 6TH AVE	TACOMA WA 98406			
FSE	GEIGER VICTORIAN B&B	912 N I ST	TACOMA WA 98403			
FSE	GLORIA'S BAR & GRILL	8201 PACIFIC AVE	TACOMA WA 98408	722410 - Drinking places (i.e., bars, lounges, taverns), alcoholic		
FSE	GO PHILLY CHEESESTEAKS & WINGS	1402 TACOMA AVE S	TACOMA WA 98402			

2018 Form 1  
Industrial User Survey Program Summary

PRETREATMENT CATEGORY	COMPANY NAME	DATE SURVEY RETURNED	DATE RESUBMITTAL REQUESTED	DATE COMPLETED SURVEY OBTAINED	LAST INSPECTION DATE	COMMENTS	Column 1
FSE	FORTE SNACKS UNLIMITED						11/28/2017
FSE	FORZA COFFEE				11/8/2018		4/11/2017
FSE	FOSTERS TAVERN				8/27/2015		10/1/2014
FSE	FOX HOLLOW				12/1/2014		12/1/2014
FSE	FRANKE TOBEY JONES HOME				9/19/2017		1/1/2013
FSE	FRANKFURTER @ WRIGHT PARK						4/11/2017
FSE	FRANKLIN PARK OSPI						4/11/2017
FSE	FRED MEYER MARKETPLACE #605				11/23/2016		1/1/2013
FSE	FREIGHTHOUSE SQUARE				9/30/2009		10/1/2014
FSE	FRESH ROLL				8/13/2018		4/11/2017
FSE	FRESH ROLLS				7/10/2017		1/1/2013
FSE	FRIENDLY FOOD				11/6/2017		11/7/2017
FSE	FRISENBURGERS				9/18/2015		5/18/2015
FSE	FRISKO FREEZE				1/11/2010		10/1/2014
FSE	FUJIYA						1/1/2013
FSE	FUJIYA JAPANESE RESTAURANT						4/11/2017
FSE	FUZION CAFE				5/3/2017		1/18/2017
FSE	GALANGA THAI CUISINE						4/11/2017
FSE	GALLEY DELI				3/14/2017		10/1/2014
FSE	GALLUCCOIS CATTERING				2/11/2016		10/1/2014
FSE	GARI OF SUSHI						5/19/2015
FSE	GARLIC JIM'S PIZZA				4/9/2009		10/1/2014
FSE	GATEWAY TO INDIA				4/18/2016		1/1/2013
FSE	GAYLE ORTH CATERING				5/5/2009		10/1/2014
FSE	GEIGER VICTORIAN B&B						4/11/2017
FSE	GLORIAS BAR & GRILL				4/6/2016		10/1/2014
FSE	GO PHILLY CHEESESTEAKS & WINGS				6/24/2009		10/1/2014



2018 Form 1  
Industrial User Survey Program Summary

PRETREATMENT CATEGORY	COMPANY NAME	ADDRESS	CITY STATE ZIP	NAICS OR SIC CODES BUSINESS TYPE	SURVEY TYPE	DATE SURVEY SENT
FSE	GOLDEN TEAK THAI	1620 S MILDRED ST	TACOMA WA 98465			
FSE	GOLDEN WEST RESTAURANT & LOUNGE	5228 S TACOMA WAY	TACOMA WA 98409			
FSE	GOODIES	1323 34TH AVE E	FIFE WA 98424			
FSE	GOODWILL INDUSTRIES	714 S 27TH ST	TACOMA WA 98409	624310 - Vocational rehabilitation or habilitation services (e.g., job counseling, job training, work experience)		
FSE	GRANDYS GRILL	9825 PACIFIC AVE	TACOMA WA 98444	722110 - Full-Service Restaurants		
FSE	GREAT NW POPCORN COMPANY	1948 PACIFIC AVE	TACOMA WA 98402	722213 - Snack and Nonalcoholic Beverage Bars		
FSE	GREAT WALL CHINESE BUFFET	8217 S HOSMER ST	TACOMA WA 98408	722110 - Family restaurants, full service		
FSE	GREATER CHRIST TEMPLE CHURCH	1926 S G ST	TACOMA WA 98405			
FSE	GREEN BEAN JAVA II	8235 S HOSMER ST	TACOMA WA 98408			
FSE	GREEN CAPE COD B&B	2711 N WARNER ST	TACOMA WA 98407			
FSE	GREEN DOT DESTINY MIDDLE SCHOOL	1301 E 34TH ST	TACOMA WA 98404			
FSE	GRIDLERS GOURMET GRILLED CHEESES	1520 N OAKES ST	TACOMA WA 98406			
FSE	GRIT CITY BAKING COMPANY	1316 MARTIN LUTHER KING JR WAY	TACOMA WA 98405	53112 - Lessors of Nonresidential Buildings (except Miniwarehouses)		
FSE	GUEST HOUSE INN & SUNSHINE MOTEL II	3021 PACIFIC HWY E	FIFE WA 98424			
FSE	H & L MART	4501 S UNION AVE	TACOMA WA 98409			
FSE	HABIT BURGER	2801 N PEARL ST 105	TACOMA WA 98407			
FSE	HALF PINT PIZZA	2710 6TH AVE	TACOMA WA 98406			
FSE	HAMPTON INN & SUITES	8203 S HOSMER ST	TACOMA WA 98408	721110 - Motels		
FSE	HANA TERYAKI & WOK	4505 S 19TH ST STE G	TACOMA WA 98405			
FSE	HANDY DELI & GROCERY	8711 S HOSMER ST	TACOMA WA 98444			
FSE	HANKS TAVERN	524 N K ST	TACOMA WA 98403			
FSE	HANS TAVERN INC	6405 SOUTH TACOMA WAY	TACOMA WA 98409			
FSE	HAPPY AT THE BAY	4040 ORCHARD ST W	FIRCREST WA 98466			
FSE	HAPPY BELLY	1122 MARKET ST	TACOMA WA 98402			
FSE	HAPPY DELI	1203 PACIFIC AVE	TACOMA WA 98402			
FSE	HAPPY TERYAKI # 7	4027 TACOMA MALL BLVD	TACOMA WA 98409			
FSE	HAPPY TERYAKI #4	2223 PACIFIC AVE	TACOMA WA 98402	722110 - Full-Service Restaurants		
FSE	HARBOR LIGHTS	2761 RUSTON WAY	TACOMA WA 98402	722110 - Full-Service Restaurants		

2018 Form 1  
Industrial User Survey Program Summary

PRETREATMENT CATEGORY	COMPANY NAME	DATE SURVEY RETURNED	DATE RESUBMITTAL REQUESTED	DATE COMPLETED SURVEY OBTAINED	LAST INSPECTION DATE	COMMENTS	Column 1
FSE	GOLDEN TEAK THAI						4/11/2017
FSE	GOLDEN WEST RESTAURANT & LOUNGE						4/11/2017
FSE	GOODIES						4/11/2017
FSE	GOODWILL INDUSTRIES				4/18/2018		1/1/2013
FSE	GRANDYS GRILL						1/1/2013
FSE	GREAT NW POPCORN COMPANY				5/15/2013		5/15/2013
FSE	GREAT WALL CHINESE BUFFET				6/5/2017		8/21/2014
FSE	GREATER CHRIST TEMPLE CHURCH				11/2/2017		4/3/2013
FSE	GREEN BEAN JAVA II						4/11/2017
FSE	GREEN CAPE COD B&B						4/11/2017
FSE	GREEN DOT DESTINY MIDDLE SCHOOL						4/11/2017
FSE	GRIDLERS GOURMET GRILLED CHEESES						4/19/2016
FSE	GRIT CITY BAKING COMPANY				5/10/2017		10/1/2014
FSE	GUEST HOUSE INN & SUNSHINE MOTEL II						4/11/2017
FSE	H & L MART						4/11/2017
FSE	HABIT BURGER				4/4/2018		3/26/2018
FSE	HALF PINT PIZZA				9/29/2011		10/1/2014
FSE	HAMPTON INN & SUITES				6/7/2018		1/1/2013
FSE	HANA TERYAKI & WOK				2/13/2009		10/1/2014
FSE	HANDY DELI & GROCERY				12/12/2017		4/11/2017
FSE	HANKS TAVERN				11/8/2017		10/1/2014
FSE	HANS'S TAVERN INC				12/11/2017		10/1/2014
FSE	HAPPY AT THE BAY						4/11/2017
FSE	HAPPY BELLY						4/11/2017
FSE	HAPPY DELI						1/1/2013
FSE	HAPPY TERYAKI # 7				2/5/2018		4/8/2014
FSE	HAPPY TERYAKI #4				5/20/2013		4/22/2013
FSE	HARBOR LIGHTS				2/6/2017		1/1/2013

2018 Form 1  
Industrial User Survey Program Summary

PRETREATMENT CATEGORY	COMPANY NAME	ADDRESS	CITY STATE ZIP	NAICS OR SIC CODES BUSINESS TYPE	SURVEY TYPE	DATE SURVEY SENT
FSE	HARBORVIEW MANOR	3850 E MCKINLEY AVE	TACOMA WA 98404			
FSE	HARMON HUB (THE)	203 TACOMA AVE S	TACOMA WA 98402		Short Form	11/3/2016
FSE	HAWAII BBQ	4502 S STEELE ST	TACOMA WA 98409			
FSE	HAWTHORN TEA ROOM	2208 N 30TH ST 101	TACOMA WA 98403			
FSE	HAZELWOOD ROAD ESPRESSO	1213 S SPRAGUE AVE	TACOMA WA 98405			
FSE	HEARTWOOD EXTENDED HEALTHCARE	1649 E 72ND ST	TACOMA WA 98404	623311 - Assisted-living facilities with on-site nursing facilities, 623311 - Retirement communities, continuing care		
FSE	HELENS DONUTS AND ICE CREAM	5601 E PORTLAND AVE	TACOMA WA 98404	722110 - Doughnut shops, full service		
FSE	HELLO CUPCAKE	1740 PACIFIC AVE	TACOMA WA 98402	311812 - Bakery products, fresh (i.e., bread, cakes, doughnuts, pastries), made in commercial bakeries		
FSE	HEREY'S BURGER #15	4802 PACIFIC HWY E	FIFE WA 98424			
FSE	HERMANOS CARDONA	4401 S 19TH ST	TACOMA WA 98405			
FSE	HILLTOP COOKIE CO	1116 S AINSWORTH AVE	TACOMA WA 98405			
FSE	HILLTOP REGIONAL HEALTH CENTER	1202 MARTIN LUTHER KING JR WAY	TACOMA WA 98405			
FSE	HOB NOB RESTAURANT AND LOUNGE	716 6TH AVE	TACOMA WA 98405			
FSE	HOLIDAY INN	8402 S HOSMER ST	TACOMA WA 98444			
FSE	HOLIDAY INN EXPRESS	2102 S C ST	TACOMA WA 98402	721110 - Hotels (except casino hotels)		
FSE	HOME PLATE TAVERN	1042 S SPRAGUE AVE	TACOMA WA 98405			
FSE	HOMESTEAD RESTAURANT	7837 SOUTH TACOMA WAY	TACOMA WA 98409	722110 - Full service restaurants		
FSE	HONEY BAKED HAM CO & CAFE	2913 S 38TH ST G	TACOMA WA 98409			
FSE	HONEY BY ALMA MATER	1322 FAWCETT AVE	TACOMA WA 98402			
FSE	HONG KONG RESTAURANT	8843 PACIFIC AVE	TACOMA WA 98444	72211 - Full-Service Restaurants, 722110 - Full service restaurants		
FSE	HONG KONG SUPERMARKET	3828 S YAKIMA	TACOMA WA 98418	445110 - Supermarkets		
FSE	HOOTERS OF TACOMA	6812 TACOMA MALL BLVD	TACOMA WA 98409			
FSE	HOT ROD DOG	1742 PACIFIC AVE #405	TACOMA WA 98402			
FSE	HOT ROD DOGS	1103 TACOMA AVE S	TACOMA WA 98402			
FSE	HOT SPOT (FIFE HS)	5616 20TH ST E	FIFE WA 98424			
FSE	HOT TERIYAKI	1407 E 72ND ST	TACOMA WA 98404	722110 - Full-Service Restaurants, 72211 - Family restaurants, limited-service		
FSE	HOTEL MURANO	1320 BROADWAY PLAZA	TACOMA WA 98402			
FSE	HOUSE OF PRAYER FOUNDATION OSPI	6602 S FERDINAND ST	TACOMA WA 98409			

2018 Form 1  
Industrial User Survey Program Summary

PRETREATMENT CATEGORY	COMPANY NAME	DATE SURVEY RETURNED	DATE RESUBMITTAL REQUESTED	DATE COMPLETED SURVEY OBTAINED	LAST INSPECTION DATE	COMMENTS	Column 1
FSE	HARBORVIEW MANOR						4/11/2017
FSE	HARMON HUB (THE)				2/8/2017		4/29/2016
FSE	HAWAII BBQ						4/11/2017
FSE	HAWTHORN TEA ROOM				10/21/2009		10/1/2014
FSE	HAZELWOOD ROAD ESPRESSO						4/11/2017
FSE	HEARTWOOD EXTENDED HEALTHCARE				7/18/2016		6/24/2014
FSE	HELENS DONUTS AND ICE CREAM				5/14/2018		1/1/2013
FSE	HELLO CUPCAKE				11/25/2015		5/9/2013
FSE	HEREY'S BURGER #15						4/11/2017
FSE	HERMANOS CARDONA						4/11/2017
FSE	HILLTOP COOKIE CO						3/7/2018
FSE	HILLTOP REGIONAL HEALTH CENTER				5/6/2016		8/25/2014
FSE	HOB NOB RESTAURANT AND LOUNGE				6/2/2016		3/12/2015
FSE	HOLIDAY INN						1/31/2019
FSE	HOLIDAY INN EXPRESS				7/24/2018		1/1/2013
FSE	HOME PLATE TAVERN				4/4/2017		10/1/2014
FSE	HOMESTEAD RESTAURANT				11/3/2016		10/1/2014
FSE	HONEY BAKED HAM CO & CAFE				11/3/2017		6/23/2014
FSE	HONEY BY ALMA MATER				10/29/2018		4/27/2018
FSE	HONG KONG RESTAURANT				10/25/2016		9/11/2014
FSE	HONG KONG SUPERMARKET				11/15/2018		7/25/2014
FSE	HOOTERS OF TACOMA				10/24/2016		10/1/2014
FSE	HOT ROD DOG				5/9/2013		10/1/2014
FSE	HOT ROD DOGS				3/23/2011		10/1/2014
FSE	HOT SPOT (FIFE HS)						4/11/2017
FSE	HOT TERIYAKI				5/23/2016		1/1/2013
FSE	HOTEL MURANO				1/25/2017		10/1/2014
FSE	HOUSE OF PRAYER FOUNDATION OSPI						4/11/2017

2018 Form 1  
Industrial User Survey Program Summary

PRETREATMENT CATEGORY	COMPANY NAME	ADDRESS	CITY STATE ZIP	NAICS OR SIC CODES BUSINESS TYPE	SURVEY TYPE	DATE SURVEY SENT
FSE	HUE KY MI GIA III	711 S 38TH ST	TACOMA WA 98418			
FSE	HULA GIRLS COFFEE CO	1901 MARTIN LUTHER KING JR WAY	TACOMA WA 98405			
FSE	HUONG QUE DELI	3813 YAKIMA AVE A	TACOMA WA 98418			
FSE	ICE CREAM SOCIAL	2904 6TH AVE UNIT A	TACOMA WA 98406			
FSE	ICE CREAM SOCIAL - PRODUCTION FACILITY	1112 MARTIN LUTHER KING JR WAY	TACOMA WA 98405			
FSE	ICE CREAM-N-THINGS	3812 N 26TH ST	TACOMA WA 98407			
FSE	ICHI 3	3807 CENTER ST	TACOMA WA 98409			
FSE	ICHIBAN TERIYAKI	4500 PACIFIC HWY E #1	FIFE WA 98424	722211 - Limited-Service Restaurants		
FSE	IDEA	6701 S PARK AVE	TACOMA WA 98408			
FSE	IHOP #1759	1802 S MILDRED ST	TACOMA WA 98465			
FSE	IHOP #668	7445 S HOSMER ST	TACOMA WA 98408			
FSE	INDIA MAHAL BUFFET	1905 BRIDGEPORT WAY W	TACOMA WA 98466			
FSE	INDO STREET EATERY/MOSHI MOSHI RAMEN	110 N TACOMA AVE	TACOMA WA 98403			
FSE	INDOCHINE	1924 PACIFIC AVE	TACOMA WA 98402	722110 - Full-Service Restaurants		
FSE	INDOCHINE ON PEARL	4612 N PEARL ST	TACOMA WA 98407	722110 - Full-Service Restaurants		
FSE	INFINITE SOUPS	445 TACOMA AVE S	TACOMA WA 98402			
FSE	INSIDE SCOOP (THE)	4502 S STEELE ST	TACOMA WA 98409			
FSE	INT'L HOUSE OF PANCAKES	7445 S HOSMER ST	TACOMA WA 98408	722 - Food Services and Drinking Places		
FSE	IT'S GREEK TO ME	1702 6TH AVE	TACOMA WA 98405			
FSE	IVAR'S SEAFOOD BAR	1820 S MILDRED ST	TACOMA WA 98465			
FSE	J & P DELI MART	5601 E PORTLAND AVE	TACOMA WA 98404			
FSE	J J'S DELI & GROCERY	3419 E MCKINLEY AVE	TACOMA WA 98404			
FSE	JACK IN THE BOX	4702 CENTER ST	TACOMA WA 98409	722211 - Restaurants, fast food		
FSE	JACK IN THE BOX #6304	2054 6TH AVE	TACOMA WA 98403			
FSE	JACK IN THE BOX #8411	5517 PACIFIC AVE	TACOMA WA 98408	722211 - Fast-food restaurants		
FSE	JACK IN THE BOX #8416	6702 6TH AVE	TACOMA WA 98406			
FSE	JACK IN THE BOX #8440	7605 S HOSMER ST	TACOMA WA 98408	722211 - Fast-food restaurants		
FSE	JACK IN THE BOX #8447	3402 PACIFIC HWY E	FIFE WA 98424			

2018 Form 1  
Industrial User Survey Program Summary

PRETREATMENT CATEGORY	COMPANY NAME	DATE SURVEY RETURNED	DATE RESUBMITTAL REQUESTED	DATE COMPLETED SURVEY OBTAINED	LAST INSPECTION DATE	COMMENTS	Column 1
FSE	HUE KY MI GIA III						4/11/2017
FSE	HULA GIRLS COFFEE CO						4/11/2017
FSE	HUONG QUE DELI				12/12/2014		10/1/2014
FSE	ICE CREAM SOCIAL						4/11/2017
FSE	ICE CREAM SOCIAL - PRODUCTION FACILITY						1/8/2019
FSE	ICE CREAM-N-THINGS				1/2/2009		10/1/2014
FSE	ICHI 3				3/17/2009		10/1/2014
FSE	ICHIBAN TERIYAKI				5/31/2016		5/21/2014
FSE	IDEA						4/11/2017
FSE	IHOP #1759				7/30/2014		10/16/2013
FSE	IHOP #668				1/30/2013		10/1/2014
FSE	INDIA MAHAL BUFFET				8/23/2016		10/24/2013
FSE	INDO STREET EATERY/MOSHI MOSHI RAMEN				12/19/2018		10/1/2014
FSE	INDOCHINE				2/17/2016		5/1/2013
FSE	INDOCHINE ON PEARL				12/6/2017		1/1/2013
FSE	INFINITE SOUPS				8/10/2010		10/1/2014
FSE	INSIDE SCOOP (THE)						4/11/2017
FSE	INT'L HOUSE OF PANCAKES				6/9/2017		1/1/2013
FSE	IT'S GREEK TO ME				3/7/2016		1/1/2013
FSE	IVAR'S SEAFOOD BAR				11/10/2015		1/1/2013
FSE	J & P DELI MART				12/12/2017		4/11/2017
FSE	J J'S DELI & GROCERY						4/11/2017
FSE	JACK IN THE BOX				10/24/2016		5/29/2015
FSE	JACK IN THE BOX #8304				9/27/2018		5/29/2014
FSE	JACK IN THE BOX #8411				6/20/2017		1/1/2013
FSE	JACK IN THE BOX #8416				9/8/2016		10/24/2013
FSE	JACK IN THE BOX #8440				9/28/2016		1/1/2013
FSE	JACK IN THE BOX #8447						4/11/2017

2018 Form 1  
Industrial User Survey Program Summary

PRETREATMENT CATEGORY	COMPANY NAME	ADDRESS	CITY STATE ZIP	NAICS OR SIC CODES BUSINESS TYPE	SURVEY TYPE	DATE SURVEY SENT
FSE	JACK IN THE BOX #9469	2420 PACIFIC AVE	TACOMA WA 98402	722211 - Fast-food restaurants		
FSE	JACK IN THE BOX-GGI	5207 TACOMA MALL BLVD	TACOMA WA 98409	722211 - Limited-Service Restaurants		
FSE	JACKSON STREET FISH FOOD BANK	7410 S 12TH ST	TACOMA WA 98465			
FSE	JAMBA JUICE #583	4502 S STEELE ST	TACOMA WA 98409			
FSE	JAZZBONES	2803 6TH AVE	TACOMA WA 98406	722110 - Full-Service Restaurants		
FSE	JIM'S DELI MARKET	9318 S STEELE ST STE 1	TACOMA WA 98444	722211 - Limited-Service Restaurants		
FSE	JIMMY JOHN'S	4027 TACOMA MALL BLVD F	TACOMA WA 98409			
FSE	JIMMY JOHN'S #2442	7925 S HOSMER ST	TACOMA WA 98408	72221 - Limited-Service Eating Places, 722211 - Sandwich shops, limited-service		
FSE	JIMMY JOHN'S WALMART	3411 S 23RD ST	TACOMA WA 98405			
FSE	JIMMY JOHNS	1708 PACIFIC AVE	TACOMA WA 98402			
FSE	JINI CAFE	8611 S HOSMER ST	TACOMA WA 98444			
FSE	JINZA TERIYAKI	9318 S STEELE ST	TACOMA WA 98444	722211 - Limited-Service Restaurants		
FSE	JOSEPPPI'S ITALIAN RISTORANTE	2207 N PEARL ST	TACOMA WA 98406			
FSE	JOHNNY'S DOCK	1902 E D ST	TACOMA WA 98421	72211 - Full-Service Restaurants, 722110 - Full-Service Restaurants	Short Form	7/5/2016
FSE	JONZ CATERING	5026 SOUTH TACOMA WAY	TACOMA WA 98409			
FSE	JOSEPHINA'S	4816 PACIFIC AVE	TACOMA WA 98408			
FSE	JOY TERIYAKI & WOK	3908 6TH AVE C	TACOMA WA 98406	722211 - Limited-Service Restaurants		
FSE	JOY TERIYAKI-HGI	3807 CENTER ST	TACOMA WA 98409			
FSE	JUBILEE	858 S 38TH ST	TACOMA WA 98418			
FSE	JUBILEE BURGER MOBILE	858 S 38TH ST	TACOMA WA 98418			
FSE	K & J MINI MART	6405 MCKINLEY AVE	TACOMA WA 98404	445120 - Convenience food stores		
FSE	K MART CORP #4178	5132 6TH AVE	TACOMA WA 98407			
FSE	KATIE DOWNS WTRFNT TVRN	3211 RUSTON WAY	TACOMA WA 98402	722110 - Full-Service Restaurants		
FSE	KELLY'S CAJUN GRILL	4502 S STEELE ST	TACOMA WA 98409			
FSE	KEYS ON MAIN	1003 PACIFIC AVE	TACOMA WA 98402			
FSE	KFC #313	8036 PACIFIC AVE	TACOMA WA 98408	722211 - Fast-food restaurants, 722211 - Limited-Service Restaurants		
FSE	KFC #317	3101 S 38TH ST	TACOMA WA 98409			

2018 Form 1  
Industrial User Survey Program Summary

PRETREATMENT CATEGORY	COMPANY NAME	DATE SURVEY RETURNED	DATE RESUBMITTAL REQUESTED	DATE COMPLETED SURVEY OBTAINED	LAST INSPECTION DATE	COMMENTS	Column 1
FSE	JACK IN THE BOX #8469				10/24/2017		4/29/2013
FSE	JACK IN THE BOX-GGI				5/16/2017		1/1/2013
FSE	JACKSON STREET FISH FOOD BANK						4/11/2017
FSE	JAMBA JUICE #583						4/11/2017
FSE	JAZZBONES						1/1/2013
FSE	JIM'S DELI MARKET				6/27/2018		1/1/2013
FSE	JIMMY JOHN'S				4/11/2016		10/1/2014
FSE	JIMMY JOHN'S #2442				5/30/2017		2/26/2016
FSE	JIMMY JOHN'S WALMART				12/8/2015		12/8/2015
FSE	JIMMY JOHNS						4/11/2017
FSE	JINI CAFE				5/12/2014		1/1/2013
FSE	JINZA TERIYAKI				5/1/2018		1/1/2013
FSE	JOSEPPPI'S ITALIAN RISTORANTE				11/7/2018		6/25/2014
FSE	JOHNNY'S DOCK	12/19/2016		1/4/2017	1/10/2019		1/1/2013
FSE	JONZ CATERING				7/6/2018		7/2/2014
FSE	JOSEPHINA'S				11/29/2016		7/26/2013
FSE	JOY TERIYAKI & WOK				6/2/2016		1/1/2013
FSE	JOY TERIYAKI-HGI				8/14/2014		8/13/2014
FSE	JUBILEE				2/23/2009		10/1/2014
FSE	JUBILEE BURGER MOBILE						4/11/2017
FSE	K & J MINI MART				4/22/2016		4/25/2016
FSE	K MART CORP #4178				2/7/2008		10/1/2014
FSE	KATIE DOWNS WTRFNT TVRN						1/1/2013
FSE	KELLY'S CAJUN GRILL						4/11/2017
FSE	KEYS ON MAIN						4/11/2017
FSE	KFC #313				6/19/2017		4/15/2014
FSE	KFC #317				3/29/2018		5/19/2015



2018 Form 1  
Industrial User Survey Program Summary

PRETREATMENT CATEGORY	COMPANY NAME	ADDRESS	CITY STATE ZIP	NAICS OR SIC CODES BUSINESS TYPE	SURVEY TYPE	DATE SURVEY SENT
FSE	KFC (KENTUCKY FRIED CHICKEN) # E 720371	2847 N PEARL ST	TACOMA WA 98407			
FSE	KFC - A&W #314	2006 6TH AVE	TACOMA WA 98405			
FSE	KFC/A&W #312	2847 N PEARL ST	TACOMA WA 98407			
FSE	KIM ANH VIETNAMESE RESTAURANT	1620 S MILDRED ST A	TACOMA WA 98465	72211 - Full-Service Restaurants		
FSE	KING'S DELI & GROCERY	326 TACOMA AVE S	TACOMA WA 98402			
FSE	KNAPPS	2707 N PROCTOR ST	TACOMA WA 98407			
FSE	KOBO TERIYAKI	3814 PACIFIC AVE # 104	TACOMA WA 98418	722211 - Family restaurants, limited-service		
FSE	KOREAN WOMEN'S ASSOCIATION 3513	3513 E PORTLAND AVE	TACOMA WA 98404			
FSE	KRISPY KREME DOUGHNUTS	4302 TACOMA MALL BLVD	TACOMA WA 98409	722211 - Limited-Service Restaurants		
FSE	KUSHER BAKERY	7214 26TH ST E	FIFE WA 98424			
FSE	KYOTO STOP TERIYAKI	1301 S 38TH ST	TACOMA WA 98418			
FSE	LA HUERTA #2	5605 PACIFIC AVE STE A	TACOMA WA 98408	445110 - Grocery stores		
FSE	LA LUNA DELI	5717 S TYLER ST	TACOMA WA 98409			
FSE	LA MEJICANA GROCERY	4702 PACIFIC AVE	TACOMA WA 98408			
FSE	LA MOJONERA MARKET	1314 E 72ND ST	TACOMA WA 98404	445110 - Grocery stores		
FSE	LA MORENA TIENDA CARNICERIA	4617 PACIFIC AVE	TACOMA WA 98408			
FSE	LA PATRONCITA	5102 S WASHINGTON ST	TACOMA WA 98409			
FSE	LA PERLA DEL MAR	3850 PACIFIC AVE	TACOMA WA 98418			
FSE	LA WAFFLETZ	2501 E D ST	TACOMA WA 98421			
FSE	LABOR READY CAFETERIA -TRUE BLUE	1015 A ST	TACOMA WA 98401			
FSE	LADY BUG ESPRESSO	1941 MARINE VIEW DR	TACOMA WA 98422	722110 - Full-Service Restaurants		
FSE	LADYBUG ESPRESSO	1502 6TH AVE	TACOMA WA 98405			
FSE	LA TITUDE 84	8401 S HOSMER ST	TACOMA WA 98444	72241 - Drinking Places (Alcoholic Beverages)		
FSE	LE DONUT, LLC	1317 S 11TH ST	TACOMA WA 98405			
FSE	LE LE EAST WEST THAI RESTAURANT	5015 TACOMA MALL BLVD E 103	TACOMA WA 98409			
FSE	LE-LE RESTAURANT	1012 S MARTIN LUTHER KING, JR WAY	TACOMA WA 98405			
FSE	LEGACY CAFE	1608 S J ST	TACOMA WA 98405			

2018 Form 1  
Industrial User Survey Program Summary

PRETREATMENT CATEGORY	COMPANY NAME	DATE SURVEY RETURNED	DATE RESUBMITTAL REQUESTED	DATE COMPLETED SURVEY OBTAINED	LAST INSPECTION DATE	COMMENTS	Column 1
FSE	KFC (KENTUCKY FRIED CHICKEN) # E 720371				12/29/2016		10/1/2014
FSE	KFC - A&W #314				9/20/2017		1/1/2013
FSE	KFC/A&W #312				12/14/2017		1/1/2013
FSE	KIM ANH VIETNAMESE RESTAURANT				7/10/2014		7/8/2014
FSE	KING'S DELI & GROCERY						4/11/2017
FSE	KNAPPS				8/24/2015		10/1/2014
FSE	KOBO TERIYAKI				8/10/2016		8/12/2014
FSE	KOREAN WOMEN'S ASSOCIATION 3513						4/11/2017
FSE	KRISPY KREME DOUGHNUTS				1/2/2018		1/1/2013
FSE	KUSHER BAKERY						4/11/2017
FSE	KYOTO STOP TERIYAKI				6/21/2018		9/10/2014
FSE	LA HUERTA #2				6/24/2016		6/17/2014
FSE	LA LUNA DELI						4/11/2017
FSE	LA MEJICANA GROCERY						4/11/2017
FSE	LA MOJONERA MARKET				10/21/2016		10/28/2014
FSE	LA MORENA TIENDA CARNICERIA				2/11/2016		10/1/2014
FSE	LA PATRONCITA						4/11/2017
FSE	LA PERLA DEL MAR				3/4/2008		10/1/2014
FSE	LA WAFFLETZ						4/11/2017
FSE	LABOR READY CAFETERIA -TRUE BLUE						4/11/2017
FSE	LADY BUG ESPRESSO				6/22/2017		1/1/2013
FSE	LADYBUG ESPRESSO						4/11/2017
FSE	LATTITUDE 84				9/15/2017		10/1/2014
FSE	LE DONUT, LLC				4/6/2017		10/1/2014
FSE	LE LE EAST WEST THAI RESTAURANT				4/21/2016		1/15/2016
FSE	LE-LE RESTAURANT						4/11/2017
FSE	LEGACY CAFE						4/11/2017

2018 Form 1  
Industrial User Survey Program Summary

PRETREATMENT CATEGORY	COMPANY NAME	ADDRESS	CITY STATE ZIP	NAICS OR SIC CODES BUSINESS TYPE	SURVEY TYPE	DATE SURVEY SENT
FSE	LEGENDARY DOUGHNUTS	2602 1/2 6TH AVE	TACOMA WA 98406			
FSE	LEGENDZ	1201 S SPRAGUE AVE	TACOMA WA 98405			
FSE	LES DAVIS PIER - METRO PARKS	3427 RUSTON WAY	TACOMA WA 98407			
FSE	LIFE CHRISTIAN SCHOOL	1717 S UNION AVE	TACOMA WA 98405			
FSE	LIFE MANOR	1601 S UNION AVE	TACOMA WA 98405			
FSE	LIFT BRIDGE COFFEE	1102 A ST	TACOMA WA 98402			
FSE	LIGHTHOUSE (CCS)	5016 S A ST	TACOMA WA 98408			
FSE	LIL' GOLDEN DELI	4502 S STEELE ST	TACOMA WA 98409			
FSE	LILY'S BAKERY - GROCERY, DELI	5604 E PORTLAND AVE B	TACOMA WA 98404			
FSE	LIQUOR AND WINE TACOMA CENTRAL	3202 S 23RD ST 3	TACOMA WA 98405	722110 - Full-Service Restaurants		
FSE	LITTLE BIRD DELI	1901 S UNION AVE	TACOMA WA 98405			
FSE	LITTLE CAESARS - 11TH AND PACIFIC	1114 PACIFIC AVE	TACOMA WA 98402			
FSE	LITTLE CAESARS	2421 S UNION AVE	TACOMA WA 98405	722211 - Limited-Service Restaurants		
FSE	LITTLE CAESARS PIZZA - 101	101 S 38TH ST	TACOMA WA 98418	722211 - Limited-Service Restaurants		
FSE	LITTLE INDIA EXPRESS	430 E 25TH ST STE 35	TACOMA WA 98421			
FSE	LITTLE JERRY'S	8233 S PARK AVE	TACOMA WA 98408	722211 - Family restaurants, limited-service		
FSE	LITTLE STORE	3501 S AINSWORTH AVE	TACOMA WA 98418			
FSE	LITTLE TOYKO TERIYAKI	1901 S 72ND ST 33	TACOMA WA 98408	722211 - Family restaurants, limited-service		
FSE	LIVELY MARKET & DELI	4502 PACIFIC AVE	TACOMA WA 98418	445120 - Convenience food stores		
FSE	LIVING GRACE MINISTRIES - TACOMA BIBLE COLLEGE	106 S 28TH ST	TACOMA WA 98402	611310 - Colleges (except junior colleges), 813110 - Churches		
FSE	LIZZIE LOU'S TOO/DESTINATION HARLEY	2302 PACIFIC HWY E	FIFE WA 98424			
FSE	LOAK TOUNG THAI	3807 CENTER ST # B	TACOMA WA 98409		Short Form	3/28/2016
FSE	LOBSTER SHOP SOUTH	4013 RUSTON WY	TACOMA WA 98403	722110 - Full-Service Restaurants		
FSE	LOOSE WHEEL BAR & GRILL-GGI	6108 6TH AVE	TACOMA WA 98465	7221 - Full-Service Restaurants		
FSE	LOS 3 HERMANOS TAQUERIA #1	2728 S 12TH ST	TACOMA WA 98405			
FSE	LOS AMIGOS MINI MARKET & REST	6402 SOUTH TACOMA WAY	TACOMA WA 98409			
FSE	LOS REYES DEL TACO	6308 MCKINLEY AVE	TACOMA WA 98404	722110 - Family restaurants, full service		

2018 Form 1  
Industrial User Survey Program Summary

PRETREATMENT CATEGORY	COMPANY NAME	DATE SURVEY RETURNED	DATE RESUBMITTAL REQUESTED	DATE COMPLETED SURVEY OBTAINED	LAST INSPECTION DATE	COMMENTS	Column 1
FSE	LEGENDARY DOUGHNUTS				9/21/2016		10/1/2014
FSE	LEGENDZ				2/5/2018		4/11/2017
FSE	LES DAVIS PIER - METROPARKS				6/30/2015		1/6/2015
FSE	LIFE CHRISTIAN SCHOOL				6/2/2009		10/1/2014
FSE	LIFE MANOR				3/23/2017		10/1/2014
FSE	LIFT BRIDGE COFFEE						6/21/2016
FSE	LIGHTHOUSE (OCS)						4/11/2017
FSE	LIL' GOLDEN DELI						4/11/2017
FSE	LILY'S BAKERY - GROCERY, DELI						10/29/2018
FSE	LIQUOR AND WINE TACOMA CENTRAL				9/16/2013		1/1/2013
FSE	LITTLE BIRD DELI						4/11/2017
FSE	LITTLE CAESARS - 11TH AND PACIFIC						9/6/2018
FSE	LITTLE CAESARS				9/16/2013		9/16/2013
FSE	LITTLE CAESARS PIZZA - 101				1/12/2018		1/1/2013
FSE	LITTLE INDIA EXPRESS						12/9/2015
FSE	LITTLE JERRY'S				12/5/2018		6/20/2014
FSE	LITTLE STORE						4/11/2017
FSE	LITTLE TOYKO TERIYAKI				6/15/2016		6/16/2014
FSE	LIVELY MARKET & DELI				6/20/2016		6/9/2014
FSE	LIVING GRACE MINISTRIES - TACOMA BIBLE COLLEGE				1/29/2013		4/29/2013
FSE	LIZZIE LOU'S TOO/DESTINATION HARLEY						4/11/2017
FSE	LOAK TOUNG THAI	6/15/2016		6/21/2016			3/28/2016
FSE	LOBSTER SHOP SOUTH						1/1/2013
FSE	LOOSE WHEEL BAR & GRILL-GGI				4/27/2016		7/15/2013
FSE	LOS 3 HERMANOS TAQUERIA #1						4/11/2017
FSE	LOS AMIGOS MINI MARKET & REST						4/11/2017
FSE	LOS REYES DEL TACO				11/7/2014		10/1/2014

2018 Form 1  
Industrial User Survey Program Summary

PRETREATMENT CATEGORY	COMPANY NAME	ADDRESS	CITY STATE ZIP	NAICS OR SIC CODES BUSINESS TYPE	SURVEY TYPE	DATE SURVEY SENT
FSE	LOS TAMALES RESTAURANT	1018 E 72ND ST	TACOMA WA 98404			
FSE	LOUIE G'S PIZZA	5219 PACIFIC HWY E	FIFE WA 98424			
FSE	LUCKY III FOOD STORE	3801 S 42TH ST	TACOMA WA 98405			
FSE	LUCKY PENNY CAFE	950 PACIFIC AVE	TACOMA WA 98421			
FSE	LUCKY SILVER	2805 S TACOMA WAY	TACOMA WA 98409			
FSE	LUCKY TERIYAKI II	7250 PACIFIC AVE STE K	TACOMA WA 98408	722211 - Limited-Service Restaurants, 722211 - Restaurants, carryout		
FSE	MAD HAT TEA CO	1130 COMMERCE ST	TACOMA WA 98402			
FSE	MADISON ELEMENTARY-HEAD START	3102 S 43RD ST	TACOMA WA 98409			
FSE	MAGOO'S ANNEX	2710 N 21ST ST	TACOMA WA 98406			
FSE	MALARKEYS POOL & BREW	445 TACOMA AVE S	TACOMA WA 98402			
FSE	MANDOLIN SUSHI & STEAKHOUSE	3923 S 42TH ST	TACOMA WA 98405	221 - Utilities		
FSE	MANIFESTO COFFEE	1003 S 11TH ST	TACOMA WA 98405			
FSE	MANNY'S PLACE	3814 N 26TH ST	TACOMA WA 98407			
FSE	MARCIA'S SILVER SPOON CAFE	2801 S TACOMA WAY	TACOMA WA 98409			
FSE	MARKET STREET CAFE	1717 MARKET ST	TACOMA WA 98402			
FSE	MARLENE'S MARKET & DELI	2951 S 38TH ST	TACOMA WA 98409	445110 - Delicatessens primarily retailing a range of grocery items and meats		
FSE	MARTIN HENRY ESPRESSO	3121 S 38TH ST	TACOMA WA 98409			
FSE	MASON METHODIST	2710 N MADISON ST	TACOMA WA 98407			
FSE	MATADOR RESTAURANT/LOUNGE	721 PACIFIC AVE	TACOMA WA 98402			
FSE	MAXWELLS SPEAKEASY AND LOUNGE	454 ST HELENS AVE	TACOMA WA 98402			
FSE	MCDONALD'S #1010	6311 6TH AVE	TACOMA WA 98406	722211 - Restaurants, fast food		
FSE	MCDONALD'S #19101	4814 CENTER ST	TACOMA WA 98409			
FSE	MCDONALD'S #4449	2916 S 38TH ST	TACOMA WA 98409	722211 - Limited-Service Restaurants		
FSE	MCDONALD'S #4654	2203 N PEARL ST	TACOMA WA 98406			
FSE	MCDONALD'S #585	802 TACOMA AVE S	TACOMA WA 98402			
FSE	MCDONALD'S #6119	7217 PACIFIC AVE	TACOMA WA 98408	722211 - Fast-food restaurants		
FSE	MCDONALD'S RESTAURANT	1975 S UNION AVE	TACOMA WA 98405			

2018 Form 1  
Industrial User Survey Program Summary

PRETREATMENT CATEGORY	COMPANY NAME	DATE SURVEY RETURNED	DATE RESUBMITTAL REQUESTED	DATE COMPLETED SURVEY OBTAINED	LAST INSPECTION DATE	COMMENTS	Column 1
FSE	LOS TAMALES RESTAURANT						4/11/2017
FSE	LOUIE G'S PIZZA						4/11/2017
FSE	LUCKY III FOOD STORE						4/11/2017
FSE	LUCKY PENNY CAFE						4/11/2017
FSE	LUCKY SILVER						4/11/2017
FSE	LUCKY TERIYAKI II				6/23/2016		6/18/2014
FSE	MAD HAT TEA CO						4/11/2017
FSE	MADISON ELEMENTARY-HEAD START						4/11/2017
FSE	MAGOO'S ANNEX				11/5/2009		10/1/2014
FSE	MALARKEYS POOL & BREW						4/11/2017
FSE	MANDOLIN SUSHI & STEAKHOUSE				9/6/2017		1/1/2013
FSE	MANIFESTO COFFEE				2/21/2018		4/11/2017
FSE	MANNY'S PLACE				8/17/2018		1/1/2013
FSE	MARCIA'S SILVER SPOON CAFE						4/11/2017
FSE	MARKET STREET CAFE						1/12/2017
FSE	MARLENE'S MARKET & DELI				8/20/2014		1/1/2013
FSE	MARTIN HENRY ESPRESSO						4/11/2017
FSE	MASON METHODIST						4/11/2017
FSE	MATADOR RESTAURANT/LOUNGE				12/12/2018		4/11/2017
FSE	MAXWELLS SPEAKEASY AND LOUNGE				4/9/2010		10/1/2014
FSE	MCDONALD'S #1010				1/18/2018		10/24/2013
FSE	MCDONALD'S #19101				7/22/2015		1/1/2013
FSE	MCDONALD'S #4449				1/16/2018		1/1/2013
FSE	MCDONALD'S #4654				3/6/2018		1/1/2013
FSE	MCDONALD'S #585				2/22/2010		10/1/2014
FSE	MCDONALD'S #6119				9/18/2017		1/1/2013
FSE	MCDONALD'S RESTAURANT				5/29/2018		3/26/2015

2018 Form 1  
Industrial User Survey Program Summary

PRETREATMENT CATEGORY	COMPANY NAME	ADDRESS	CITY STATE ZIP	NAICS OR SIC CODES BUSINESS TYPE	SURVEY TYPE	DATE SURVEY SENT
FSE	MCKINLEY MARKET PLACE 100 - 400	3801 MCKINLEY AVE	TACOMA WA 98404			
FSE	MECONI'S	709 PACIFIC AVE	TACOMA WA 98402			
FSE	MELTING POT	2121 PACIFIC AVE	TACOMA WA 98402			
FSE	MEME'S DINNER AND CATERING	1516 S 28TH ST	TACOMA WA 98409			
FSE	MEMO'S	1703 6TH AVE	TACOMA WA 98405			
FSE	MENCHIE'S	1816 S MILDRED ST F	TACOMA WA 98465	722211 - Limited-Service Restaurants		
FSE	MERLINO ART CENTER	510 6TH AVE	TACOMA WA 98402			
FSE	MERRILL GARDENS, MGP 46 LLC	7290 ROSEMOUNT CIR	TACOMA WA 98465			
FSE	METRO COFFEE	1901 B JEFFERSON AVE	TACOMA WA 98402			
FSE	METRONOME COFFEE	3518 6TH AVE	TACOMA WA 98406			
FSE	METROPOLITAN DEVELOPMENT CENTER	1721 S FAWCETT AVE	TACOMA WA 98402			
FSE	MEXICO MAGICO	1128 BROADWAY PLZ	TACOMA WA 98402			
FSE	MI TIERRA	2015 S 96TH ST	TACOMA WA 98444	44511 - Supermarkets and Other Grocery (except Convenience) Stores		
FSE	MIKEY'S WIENER TRAP	925 TACOMA AVE S	TACOMA WA 98402			
FSE	MIN GROCERY	3124 E PORTLAND AVE	TACOMA WA 98404			
FSE	MING PALACE	8736 S HOSMER ST	TACOMA WA 98444	722110 - Full-Service Restaurants		
FSE	MINI MARKET & DELI	905 PACIFIC AVE	TACOMA WA 98402			
FSE	MINJI'S PHO	1812 S MILDRED ST E	TACOMA WA 98465			
FSE	MIO SUSHI	5051 MAIN ST	TACOMA WA 98407			
FSE	MITAPEAP	1314 E 72ND ST STE A3	TACOMA WA 98404	722211 - Family restaurants, limited-service		
FSE	MIX (THE)	635 ST HELENS AVE	TACOMA WA 98402			
FSE	MIYABI TACOMA	2919 S 38TH ST	TACOMA WA 98409			
FSE	MOCHA STOP	430 E 25TH ST #36	TACOMA WA 98421			
FSE	MOCTEZUMA'S RESTAURANT	4102 S 56TH ST	TACOMA WA 98409	722110 - Full-Service Restaurants		
FSE	MOD SUPER FAST PIZZA	4502 S STEELE ST	TACOMA WA 98409			
FSE	MOJENERA MARKET	1314 E 72ND ST	TACOMA WA 98404			
FSE	MONA PIZZA & PASTA RESTAURANT	6104 6TH AVE	TACOMA WA 98465			

2018 Form 1  
Industrial User Survey Program Summary

PRETREATMENT CATEGORY	COMPANY NAME	DATE SURVEY RETURNED	DATE RESUBMITTAL REQUESTED	DATE COMPLETED SURVEY OBTAINED	LAST INSPECTION DATE	COMMENTS	Column 1
FSE	MCKINLEY MARKET PLACE 100 - 400				5/19/2017		9/26/2013
FSE	MECONI'S				1/8/2018		10/1/2014
FSE	MELTING-POT				10/31/2014		10/1/2014
FSE	MEME'S DINNER AND CATERING						2/13/2017
FSE	MEMO'S				12/12/2014		5/1/2014
FSE	MENCHIE'S				8/25/2014		8/25/2014
FSE	MERLINO ART CENTER				3/10/2010		10/1/2014
FSE	MERRILL GARDENS, MGP 46 LLC				1/30/2019		3/31/2014
FSE	METRO COFFEE				1/26/2010		10/1/2014
FSE	METRONOME COFFEE						4/11/2017
FSE	METROPOLITAN DEVELOPMENT CENTER						7/23/2018
FSE	MEXICO MAGICO				8/12/2016		10/1/2014
FSE	MI TIERRA				4/1/2011		10/1/2014
FSE	MIKEY'S WIENER TRAP						4/11/2017
FSE	MIN GROCERY						4/11/2017
FSE	MING PALACE				9/29/2016		8/23/2013
FSE	MINI MARKET & DELI						4/11/2017
FSE	MINJI'S PHO				12/29/2016		10/24/2013
FSE	MIO SUSHI				12/21/2018		7/19/2016
FSE	MITAPEAP				7/8/2016		6/5/2014
FSE	MIX (THE)				5/10/2011		10/1/2014
FSE	MIYABI TACOMA						4/11/2017
FSE	MOCHA STOP						12/8/2015
FSE	MOCTEZUMA'S RESTAURANT				5/17/2016		10/1/2014
FSE	MOD SUPER FAST PIZZA						4/11/2017
FSE	MOJENERA MARKET						4/11/2017
FSE	MONA PIZZA & PASTA RESTAURANT				5/3/2017		7/21/2014



2018 Form 1  
Industrial User Survey Program Summary

PRETREATMENT CATEGORY	COMPANY NAME	ADDRESS	CITY STATE ZIP	NAICS OR SIC CODES BUSINESS TYPE	SURVEY TYPE	DATE SURVEY SENT
FSE	MONGOLIAN GRILL	1905 S 72ND ST 19	TACOMA WA 98408	7221 - Full-Service Restaurants, 72211 - Full-Service Restaurants		
FSE	MONSTER BURGER	6816 TACOMA AVE S	TACOMA WA 98408			
FSE	MONTAMARA KITCHEN	2208 N 30TH ST	TACOMA WA 98403			
FSE	MOUNTAIN HIGH ESPRESSO	1334 54TH AVE E	FIFE WA 98424			
FSE	MOUNTAIN TAVERN	5520 PACIFIC AVE	TACOMA WA 98408	722410 - Taverns (i.e., drinking places)		
FSE	MSM II	2220 6TH AVE	TACOMA WA 98403			
FSE	MT TAHOMA BOOSTER CLUB	4634 S 74TH ST	TACOMA WA 98409			
FSE	MT TAHOMA DECA ASB	4634 S 74TH ST	TACOMA WA 98409			
FSE	MT TAHOMA HIGH SCHOOL	4634 S 74TH ST	TACOMA WA 98409	611110 - High schools		
FSE	MULE TAVERN	5227 SOUTH TACOMA WAY	TACOMA WA 98409	722410 - Drinking Places (Alcoholic Beverages)		
FSE	MULTICULTURAL CHILD AND FAMILY CENTER	2021 S 19TH ST	TACOMA WA 98405	62441 - Child Day Care Services		
FSE	MURPH'S BBQ @ DACCA PARK	2820 54TH AVE E	FIFE WA 98424			
FSE	MURPH'S BBQ AT HEIDELBERG FIELD	1902 S TYLER ST	TACOMA WA 98405			
FSE	MURPH'S BBQ AT PECK FIELD	1425 S STATE ST	TACOMA WA 98405			
FSE	MURPH'S BBQ AT SERA	6002 S ADAMS	TACOMA WA 98409			
FSE	MUSEUM CAFE	1701 PACIFIC AVE	TACOMA WA 98402			
FSE	MUSEUM OF GLASS	1801 DOCK ST	TACOMA WA 98402	712110 - Art museums, 712110 - Museums		
FSE	MY SISTER'S PANTRY	621 TACOMA AVE	TACOMA WA 98402			
FSE	NANATHAI & TERIYAKI	430 E 25TH ST	TACOMA WA 98421			
FSE	NARROW'S GLEN	8201 6TH AVE	TACOMA WA 98406			
FSE	NEIGHBORHOOD BISTRO AT GOODWILL	714 S 27TH ST	TACOMA WA 98409			
FSE	NEIGHBORS PARK - METRO OSPI	722 S I ST	TACOMA WA 98405			
FSE	NEW CHINA WOK	5013 S 56TH ST	TACOMA WA 98409			
FSE	NEW DAY MARKET	3602 MCKINLEY AVE	TACOMA WA 98404			
FSE	NEW FRONTIER	301 E 25TH ST	TACOMA WA 98421			
FSE	NEW JERUSALEM	1623 S 11TH ST	TACOMA WA 98405			
FSE	NEW JERUSALEM FOOD BANK	1101 SOUTH J ST	TACOMA WA 98405			
FSE	NEW OAKES MART	7201 S OAKES ST	TACOMA WA 98409			

2018 Form 1  
Industrial User Survey Program Summary

PRETREATMENT CATEGORY	COMPANY NAME	DATE SURVEY RETURNED	DATE RESUBMITTAL REQUESTED	DATE COMPLETED SURVEY OBTAINED	LAST INSPECTION DATE	COMMENTS	Column 1
FSE	MONGOLIAN GRILL				7/20/2016		6/16/2014
FSE	MONSTER BURGER				4/19/2018		4/11/2017
FSE	MONTAMARA KITCHEN				10/29/2018		4/11/2017
FSE	MOUNTAIN HIGH ESPRESSO						4/11/2017
FSE	MOUNTAIN TAVERN				7/14/2016		6/16/2014
FSE	MSM II				5/20/2016		10/1/2014
FSE	MT TAHOMA BOOSTER CLUB						4/11/2017
FSE	MT TAHOMA DECA ASB						4/11/2017
FSE	MT TAHOMA HIGH SCHOOL				1/7/2019		8/19/2015
FSE	MULE TAVERN				1/17/2018		6/6/2016
FSE	MULTICULTURAL CHILD AND FAMILY CENTER				10/17/2016		10/1/2014
FSE	MURPH'S BBQ @ DACCA PARK						4/11/2017
FSE	MURPH'S BBQ AT HEIDELBERG FIELD						4/11/2017
FSE	MURPH'S BBQ AT PECK FIELD						4/11/2017
FSE	MURPH'S BBQ AT SERA						4/11/2017
FSE	MUSEUM CAFE						4/11/2017
FSE	MUSEUM OF GLASS				10/5/2016		4/29/2013
FSE	MY SISTER'S PANTRY				3/15/2018		4/11/2017
FSE	NANATHAI & TERIYAKI						4/11/2017
FSE	NARROWS GLEN				9/13/2017		10/24/2013
FSE	NEIGHBORHOOD BISTRO AT GOODWILL						4/11/2017
FSE	NEIGHBORS PARK - METRO OSPI						4/11/2017
FSE	NEW CHINA WOK						4/11/2017
FSE	NEW DAY MARKET						4/11/2017
FSE	NEW FRONTIER						4/11/2017
FSE	NEW JERUSALEM						10/1/2014
FSE	NEW JERUSALEM FOOD BANK				12/12/2017		4/11/2017
FSE	NEW OAKES MART				1/17/2018		4/11/2017

2018 Form 1  
Industrial User Survey Program Summary

PRETREATMENT CATEGORY	COMPANY NAME	ADDRESS	CITY STATE ZIP	NAICS OR SIC CODES BUSINESS TYPE	SURVEY TYPE	DATE SURVEY SENT
FSE	NEW PHOEBE HOUSE	712 MARTIN L LUTHER KING JR WAY	TACOMA WA 98405			
FSE	NEW YORK EATERY	912 BROADWAY	TACOMA WA 98402			
FSE	NEW YORK PIZZA BAR AND GRILL	3702 S FIFE ST	TACOMA WA 98409	722 - Food Services and Drinking Places		
FSE	NHU THUY RESTAURANT	758 S 38TH ST	TACOMA WA 98418			
FSE	NICK N WILLY'S PIZZA	2802 N PROCTOR ST	TACOMA WA 98407			
FSE	NORDSTROM	4502 S STEELE ST	TACOMA WA 98409	452111 - Department Stores (except Discount Department Stores)		
FSE	NORTH CHINA GARDEN	2303 6TH AVE	TACOMA WA 98403	722110 - Full-Service Restaurants		
FSE	NORTH END SOCIAL CLUB	3013 6TH AVE	TACOMA WA 98406			
FSE	NORTH SHORE GOLF COURSE	4101 NORTH SHORE BLVD NE	TACOMA WA 98422			
FSE	NORTH SLOPE COFFEE HOUSE	618 N 1ST ST	TACOMA WA 98403			
FSE	NORTH TACOMA GROCERY OUTLET	6425 6TH AVE	TACOMA WA 98406			
FSE	NORTHEAST TACOMA ELEMENTARY	5412 29TH ST NE	TACOMA WA 98422	611110 - Elementary schools		
FSE	NORTHERN FISH COMPANY	2201 RUSTON WAY	TACOMA WA 98402	44522 - Fish and Seafood Markets, 722211 - Delicatessen restaurants	Short Form	11/5/2014
FSE	NORTHWEST LUMPIA	1607 CENTER ST	TACOMA WA 98409			
FSE	NWH20 INC, PURIFIED WATER TO GO	5401 6TH AVE	TACOMA WA 98406			
FSE	O'WALLEY'S IRISH PUB	2403 6TH AVE	TACOMA WA 98406	722410 - Drinking Places (Alcoholic Beverages)		
FSE	O'SHEA'S CATERING	3414 PACIFIC AVE	TACOMA WA 98418			
FSE	OAKLAND ALTERNATIVE HIGH SCHOOL	3319 S ADAMS ST	TACOMA WA 98409			
FSE	OASIS CAFE	1949 S STATE ST	TACOMA WA 98405	624190 - Other Individual and Family Services, 722211 - Limited-Service Restaurants		
FSE	OASIS OF HOPE	1937 S G ST	TACOMA WA 98405	813110 - Religious Organizations		
FSE	ODDFELLOWS PUB AND EATERY	5741 N 26 ST '01	TACOMA WA 98407			
FSE	OFFICE BAR & GRILL	813 PACIFIC AVE	TACOMA WA 98402	72241 - Drinking Places (Alcoholic Beverages)		
FSE	OLD MILWAUKEE CAFE/DESSERT CO	3102 6TH AVE	TACOMA WA 98406			
FSE	OLD SPAGHETTI FACTORY	1250 PACIFIC AVE	TACOMA WA 98402	722110 - Full-Service Restaurants		
FSE	OLIVE BRANCH CAFE	2501 E D ST	TACOMA WA 98421			
FSE	OLIVE GARDEN #1138	1921 S 72ND ST	TACOMA WA 98408	722110 - Restaurants, full service		
FSE	OLYMPIA COFFEE ROASTING CO	3825 N 26TH ST A	TACOMA WA 98407			

2018 Form 1  
Industrial User Survey Program Summary

PRETREATMENT CATEGORY	COMPANY NAME	DATE SURVEY RETURNED	DATE RESUBMITTAL REQUESTED	DATE COMPLETED SURVEY OBTAINED	LAST INSPECTION DATE	COMMENTS	Column 1
FSE	NEW PHOEBE HOUSE						4/11/2017
FSE	NEW YORK EATERY				10/20/2009		10/1/2014
FSE	NEW YORK PIZZA BAR AND GRILL				11/29/2016		1/1/2013
FSE	NHU THUY RESTAURANT				1/18/2019		10/1/2014
FSE	NICK N WILLY'S PIZZA				11/17/2008		10/1/2014
FSE	NORDSTROM				5/12/2016		11/19/2014
FSE	NORTH CHINA GARDEN				7/27/2017		1/1/2013
FSE	NORTH END SOCIAL CLUB						4/11/2017
FSE	NORTH SHORE GOLF COURSE				4/28/2011		10/1/2014
FSE	NORTH SLOPE COFFEE HOUSE						4/11/2017
FSE	NORTH TACOMA GROCERY OUTLET				5/17/2017		10/1/2014
FSE	NORTHEAST TACOMA ELEMENTARY				2/10/2017		10/1/2014
FSE	NORTHERN FISH COMPANY	11/10/2014		5/3/2017	1/13/2016		10/1/2014
FSE	NORTHWEST LUMPIA				8/3/2018		4/11/2017
FSE	NWH2O INC, PURIFIED WATER TO GO				8/11/2017		4/11/2017
FSE	O'WALLEY'S IRISH PUB				7/28/2017		1/1/2013
FSE	O'SHEA'S CATERING						4/11/2017
FSE	OAKLAND ALTERNATIVE HIGH SCHOOL				1/8/2019		1/1/2013
FSE	OASIS CAFE				11/2/2017		8/16/2013
FSE	OASIS OF HOPE				1/9/2017		1/1/2013
FSE	ODDFELLOWS PUB AND EATERY						10/15/2018
FSE	OFFICE BAR & GRILL				3/21/2016		10/1/2014
FSE	OLD MILWAUKEE CAFE/DESSERT CO				11/1/2016		10/1/2014
FSE	OLD SPAGHETTI FACTORY				11/10/2016		4/22/2013
FSE	OLIVE BRANCH CAFE						12/9/2015
FSE	OLIVE GARDEN #1138				6/9/2017		1/1/2013
FSE	OLYMPIA COFFEE ROASTING CO						12/10/2018

2018 Form 1  
Industrial User Survey Program Summary

PRETREATMENT CATEGORY	COMPANY NAME	ADDRESS	CITY STATE ZIP	NAICS OR SIC CODES BUSINESS TYPE	SURVEY TYPE	DATE SURVEY SENT
FSE	OLYMPUS HOTEL INC	815 PACIFIC AVE	TACOMA WA 98402			
FSE	ON THE GREENS RESTAURANT	4002 42ND ST NE	TACOMA WA 98422			
FSE	OPEN MEXICAN BUFFET	5415 PACIFIC AVE	TACOMA WA 98408			
FSE	ORANGE JULIUS/DAIRY QUEEN	4502 S STEELE ST	TACOMA WA 98409			
FSE	ORANGE LEAF FROZEN YOGURT	4502 S STEELE ST # 1159A	TACOMA WA 98409			
FSE	ORGANIC SPICE TRADERS	1127 BROADWAY	TACOMA WA 98402			
FSE	ORIENTAL NOODLE & GRILL	1620 S MILDRED ST A	TACOMA WA 98465	722110 - Full service restaurants		
FSE	ORIGINAL HOUSE OF DONUTS	766 SAINT HELENS AVE	TACOMA WA 98402			
FSE	OUTBACK STEAKHOUSE 4610	3111 S 38TH ST	TACOMA WA 98409	722110 - Full service restaurants		
FSE	OVER THE MOON CAFE	709 N C ST	TACOMA WA 98403			
FSE	OVER THE MOON CAFE AND CATERING INC	705 OPERA ALLEY STE 2	TACOMA WA 98402			
FSE	OWEN BEACH CONCESSIONS	5605 N OWEN BEACH RD	FIRCREST WA 98407			
FSE	PACIFIC COFFEE HOUSE & DELI	1201 PACIFIC AVE	TACOMA WA 98402			
FSE	PACIFIC FAMILY RESTAURANT	8644 PACIFIC AVE	TACOMA WA 98444			
FSE	PACIFIC GRILL	1502 PACIFIC AVE	TACOMA WA 98402			
FSE	PACIFIC GRILL EVENTS CENTER	1530 PACIFIC AVE	TACOMA WA 98402			
FSE	PACIFIC LANES	7015 S D ST	TACOMA WA 98408	713950 - Bowling alleys		
FSE	PACIFIC SEAFOOD	1199 DOCK ST	TACOMA WA 98402			
FSE	PALOMINOS TIENDA Y CARNICERIA	804 E 56TH ST	TACOMA WA 98404	445210 - Grocery stores, 445210 - Meat markets		
FSE	PANADERIA EL GLOBO	5320 MCKINLEY AVE	TACOMA WA 98404			
FSE	PANADERIA EL TRIGAL	6301 MCKINLEY AVE	TACOMA WA 98404			
FSE	PANDA EXPRESS RESTAURANT #1074	6101 6TH AVE	TACOMA WA 98406	722110 - Full-Service Restaurants		
FSE	PANERA BREAD #1437	4502 S STEELE ST	TACOMA WA 98409			
FSE	PAO'S DONUTS & COFFEE SHOP	6919 6TH AVE	TACOMA WA 98406			
FSE	PAPA JOHN'S	3401 6TH AVE A	TACOMA WA 98406			
FSE	PAPA JOHN'S PIZZA #2325	3411 6TH AVE	TACOMA WA 98406			
FSE	PAPA JOHN'S PIZZA #2921	7430 PACIFIC AVE	TACOMA WA 98408	722211 - Pizzerias, limited-service (e.g., take-out)		

2018 Form 1  
Industrial User Survey Program Summary

PRETREATMENT CATEGORY	COMPANY NAME	DATE SURVEY RETURNED	DATE RESUBMITTAL REQUESTED	DATE COMPLETED SURVEY OBTAINED	LAST INSPECTION DATE	COMMENTS	Column 1
FSE	OLYMPUS HOTEL INC				9/2/2009		10/1/2014
FSE	ON THE GREENS RESTAURANT				4/28/2011		10/1/2014
FSE	OPEN MEXICAN BUFFET				6/3/2011		10/1/2014
FSE	ORANGE JULIUS/DAIRY QUEEN						4/11/2017
FSE	ORANGE LEAF FROZEN YOGURT				3/30/2017		1/20/2015
FSE	ORGANIC SPICE TRADERS				6/16/2011		10/1/2014
FSE	ORIENTAL NOODLE & GRILL				7/8/2014		7/15/2013
FSE	ORIGINAL HOUSE OF DONUTS						4/11/2017
FSE	OUTBACK STEAKHOUSE 4610				10/31/2016		1/1/2013
FSE	OVER THE MOON CAFE						4/11/2017
FSE	OVER THE MOON CAFE AND CATERING INC				6/21/2016		10/1/2014
FSE	OWEN BEACH CONCESSIONS						4/11/2017
FSE	PACIFIC COFFEE HOUSE & DELI						4/11/2017
FSE	PACIFIC FAMILY RESTAURANT						1/1/2013
FSE	PACIFIC GRILL						4/11/2017
FSE	PACIFIC GRILL EVENTS CENTER						4/11/2017
FSE	PACIFIC LANES				3/16/2018		6/6/2014
FSE	PACIFIC SEAFOOD						4/11/2017
FSE	PALOMINOS TIENDA Y CARNICERIA				1/15/2015		10/1/2014
FSE	PANADERIA EL GLOBO						4/11/2017
FSE	PANADERIA EL TRIGAL				10/10/2018		4/11/2017
FSE	PANDA EXPRESS RESTAURANT #1074				7/2/2018		10/24/2013
FSE	PANERA BREAD #1437						4/11/2017
FSE	PAO'S DONUTS & COFFEE SHOP				2/19/2008		10/1/2014
FSE	PAPA JOHN'S				4/22/2009		10/1/2014
FSE	PAPA JOHN'S PIZZA #2325						4/11/2017
FSE	PAPA JOHN'S PIZZA #2921				5/24/2016		6/4/2014

2018 Form 1  
Industrial User Survey Program Summary

PRETREATMENT CATEGORY	COMPANY NAME	ADDRESS	CITY STATE ZIP	NAICS OR SIC CODES BUSINESS TYPE	SURVEY TYPE	DATE SURVEY SENT
FSE	PAPA MURPHY'S PIZZA	2315 N PEARL ST	TACOMA WA 98406			
FSE	PAPA MURPHY'S TAKE/BAKE PIZZA	1201 S UNION AVE	TACOMA WA 98405			
FSE	PAPA MURPHY'S TAKE/BAKE PIZZA WA118	8225 PACIFIC AVE	TACOMA WA 98408	722211 - Carryout restaurants		
FSE	PAPA MURPHY'S TAKE/BAKE PIZZA WA150	3833 PACIFIC AVE E	TACOMA WA 98418			
FSE	PARK AVENUE TAVERN, INC	7215 S PARK AVE	TACOMA WA 98408			
FSE	PARK ROSE CARE CENTER	3919 S 19TH ST	TACOMA WA 98405			
FSE	PARKWAY TAVERN	313 N I ST	TACOMA WA 98403			
FSE	PARKY'S TAVERN	3551 MCKINLEY AVE	TACOMA WA 98404			
FSE	PATTY'S BURGER 2	2301 PACIFIC AVE	TACOMA WA 98402	722211 - Limited-Service Restaurants		
FSE	PATTY'S BURGER LLC	5615 S TACOMA WAY	TACOMA WA 98409			
FSE	PAYA THAI FISH & CHIPS	430 E 25TH ST #19	TACOMA WA 98421			
FSE	PEACE COMMUNITY CENTER	2106 S CUSHMAN AVE	TACOMA WA 98405			
FSE	PEAKS AND PINTS	3816 N 26TH ST STE B	TACOMA WA 98407			
FSE	PEANUT SAUCE THAI CUISINE	5003 TACOMA MALL BLVD	TACOMA WA 98409			
FSE	PEOPLES RETIREMENT COMMUNITY	1720 E 67TH ST	TACOMA WA 98404	623312 - Assisted-living facilities without on-site nursing care facilities		
FSE	PETER'S GROCERY	1307 S 38TH ST	TACOMA WA 98418			
FSE	PETERSON BROS. 1111	1111 S 11TH ST	TACOMA WA 98405			
FSE	PHO - 38TH	3815 S STEELE ST	TACOMA WA 98409			
FSE	PHO BAC CAFE	1115 S 11TH ST	TACOMA WA 98405			
FSE	PHO DRAGON	757 S 38TH ST	TACOMA WA 98418	722211 - Family restaurants, limited-service		
FSE	PHO EVER	1901 S 72ND ST STE 104	TACOMA WA 98408	722211 - Limited-Service Restaurants		
FSE	PHO KING HILL TOP	1020 MARTIN LUTHER KING JR WAY	TACOMA WA 98405			
FSE	PHO TAI	3814 PACIFIC AVE #106	TACOMA WA 98418	722211 - Family restaurants, limited-service		
FSE	PHO TAI - 5306 PACIFIC HWY E STE C	5306 PACIFIC HWY E STE C	FIFE WA 98424			
FSE	PHO THAN BROTHERS RESTAURANT	1712 PACIFIC AVE	TACOMA WA 98402			
FSE	PHO V & V VIETNAMESE RESTAURANT	5434 S TACOMA WAY	TACOMA WA 98409			
FSE	PICASSO CATERING	3822 S UNION AVE	TACOMA WA 98409			

2018 Form 1  
Industrial User Survey Program Summary

PRETREATMENT CATEGORY	COMPANY NAME	DATE SURVEY RETURNED	DATE RESUBMITTAL REQUESTED	DATE COMPLETED SURVEY OBTAINED	LAST INSPECTION DATE	COMMENTS	Column 1
FSE	PAPA MURPHY'S PIZZA				7/21/2008		10/1/2014
FSE	PAPA MURPHY'S TAKE/BAKE PIZZA						4/11/2017
FSE	PAPA MURPHY'S TAKE/BAKE PIZZA WA118				9/18/2015		10/1/2014
FSE	PAPA MURPHY'S TAKE/BAKE PIZZA WA150						4/11/2017
FSE	PARK AVENUE TAVERN, INC						4/11/2017
FSE	PARK ROSE CARE CENTER						12/27/2018
FSE	PARKWAY TAVERN				10/18/2017		10/1/2014
FSE	PARKY'S TAVERN						4/11/2017
FSE	PATTY'S BURGER 2				10/12/2017		4/22/2013
FSE	PATTY'S BURGER LLC						4/11/2017
FSE	PAYA THAI FISH & CHIPS						12/9/2015
FSE	PEACE COMMUNITY CENTER						4/11/2017
FSE	PEAKS AND PINTS						2/13/2017
FSE	PEANUT SAUCE THAI CUISINE						4/11/2017
FSE	PEOPLES RETIREMENT COMMUNITY				6/20/2016		6/24/2014
FSE	PETER'S GROCERY						4/11/2017
FSE	PETERSON BROS. 1111						4/11/2017
FSE	PHO - 38TH						4/11/2017
FSE	PHO BAC CAFE						4/11/2017
FSE	PHO DRAGON				7/28/2016		10/1/2014
FSE	PHO EVER				8/17/2016		6/16/2014
FSE	PHO KING HILL TOP						5/14/2015
FSE	PHO TAI				7/14/2016		6/12/2014
FSE	PHO TAI - 5306 PACIFIC HWY E STE C						4/11/2017
FSE	PHO THAN BROTHERS RESTAURANT						4/11/2017
FSE	PHO V & V VIETNAMESE RESTAURANT				12/15/2017		4/11/2017
FSE	PICASSO CATERING				1/19/2018		10/1/2014



2018 Form 1  
Industrial User Survey Program Summary

PRETREATMENT CATEGORY	COMPANY NAME	ADDRESS	CITY STATE ZIP	NAICS OR SIC CODES BUSINESS TYPE	SURVEY TYPE	DATE SURVEY SENT
FSE	PIERCE COUNTY JAIL	910 TACOMA AVE S	TACOMA WA 98402	922140 - Correctional Institutions		
FSE	PINE ROOM (THE)	2811 6TH AVE	TACOMA WA 98406	722110 - Full-Service Restaurants		
FSE	PIT STOP ESPRESSO	1820 E PORTLAND AVE	TACOMA WA 98421			
FSE	PITA PIT	921 PACIFIC AVE	TACOMA WA 98402	722211 - Limited-Service Restaurants		
FSE	PITMASTERS BBQ	2526 55TH AVE NE	TACOMA WA 98422			
FSE	PIZZA HUT	5104 6TH AVE	TACOMA WA 98465			
FSE	PIZZA HUT #013911	5322 PACIFIC AVE A	TACOMA WA 98408	722211 - Carryout restaurants		
FSE	PIZZA HUT #013922	4704 S OAKES ST	TACOMA WA 98409			
FSE	PIZZA PRESS	2805 6TH AVE	TACOMA WA 98406			
FSE	PK DELI & MARKET	716 E 64TH ST	TACOMA WA 98404	445120 - Convenience Stores		
FSE	PLAZA GUERRERO #2	4301 MCKINLEY AVE	TACOMA WA 98404			
FSE	PLUM DUFF HOUSE B&B	619 N K ST	TACOMA WA 98403			
FSE	POINT DEFIANCE VILLAGE	6414 N PARK WAY	TACOMA WA 98407			
FSE	POLYNESIAN FAVORITES	918 E 72ND ST	TACOMA WA 98404			
FSE	POMODORO RESTAURANT & BAR INC	3819 N 26TH ST	TACOMA WA 98407			
FSE	POPEYE'S 6004	6402 6TH AVE	TACOMA WA 98465	72211 - Full-Service Restaurants		
FSE	POPEYES	1917 S 72ND ST	TACOMA WA 98408	722 - Food Services and Drinking Places, 722211 - Fast-food restaurants		
FSE	POPEYES CHICKEN AND BISCUITS	6330 6TH AVE	TACOMA WA 98465	722211 - Limited-Service Restaurants		
FSE	PORTLAND AVE PLAZA	5601 E PORTLAND AVE	TACOMA WA 98404			
FSE	PRECISION NUTRITION	5121 PACIFIC HWY E	FIFE WA 98424			
FSE	PREGNANCY AID	902 MARKET ST	TACOMA WA 98402			
FSE	PRIMO GRILL	2701 6TH AVE	TACOMA WA 98406			
FSE	PRODUCTOS GARCIA	1508 S 80TH ST	TACOMA WA 98408			
FSE	PT DEFIANCE - PEARL ST SEA GRILLE	5400 N PEARL ST	TACOMA WA 98407			
FSE	PT DEFIANCE ZOO - PLAZA CAFE	5400 N PEARL ST	TACOMA WA 98407			
FSE	PT DEFIANCE ZOO - ROCKY SHORES	5400 N PEARL ST	TACOMA WA 98407			
FSE	PT DEFIANCE ZOO - TASTE OF THE WILD	5400 N PEARL ST	TACOMA WA 98407			

2018 Form 1  
Industrial User Survey Program Summary

PRETREATMENT CATEGORY	COMPANY NAME	DATE SURVEY RETURNED	DATE RESUBMITTAL REQUESTED	DATE COMPLETED SURVEY OBTAINED	LAST INSPECTION DATE	COMMENTS	Column 1
FSE	PIERCE COUNTY JAIL				1/13/2017		1/1/2013
FSE	PINE ROOM (THE)						1/1/2013
FSE	PT STOP ESPRESSO				3/3/2010		10/1/2014
FSE	PITA PIT						1/1/2013
FSE	PITMASTERS BBQ						9/16/2014
FSE	PIZZA HUT				6/26/2017		1/1/2013
FSE	PIZZA HUT #013911				6/6/2016		6/9/2014
FSE	PIZZA HUT #013922				1/19/2018		4/11/2017
FSE	PIZZA PRESS						4/27/2018
FSE	PK DELI & MARKET				11/7/2014		11/13/2014
FSE	PLAZA GUERRERO #2						4/11/2017
FSE	PLUM DUFF HOUSE B&B						4/11/2017
FSE	POINT DEFIANCE VILLAGE				7/14/2017		1/1/2013
FSE	POLYNESIAN FAVORITES						4/11/2017
FSE	POMODORO RESTAURANT & BAR INC				1/11/2017		1/1/2013
FSE	POPEYE'S 6004				9/7/2016		7/12/2013
FSE	POPEYES				5/24/2017		1/1/2013
FSE	POPEYES CHICKEN AND BISCUITS						1/1/2013
FSE	PORTLAND AVE PLAZA				5/7/2018		1/1/2013
FSE	PRECISION NUTRITION						4/11/2017
FSE	PREGNANCY AID						4/11/2017
FSE	PRIMO GRILL				12/29/2014		1/1/2013
FSE	PRODUCTOS GARCIA						4/11/2017
FSE	PT DEFIANCE -PEARL ST SEA GRILLE						4/11/2017
FSE	PT DEFIANCE ZOO - PLAZA CAFE						4/11/2017
FSE	PT DEFIANCE ZOO - ROCKY SHORES						4/11/2017
FSE	PT DEFIANCE ZOO - TASTE OF THE WILD						4/11/2017

2018 Form 1  
Industrial User Survey Program Summary

PRETREATMENT CATEGORY	COMPANY NAME	ADDRESS	CITY STATE ZIP	NAICS OR SIC CODES BUSINESS TYPE	SURVEY TYPE	DATE SURVEY SENT
FSE	PT DEFIANCE ZOO-DIP N DOTS AQUARIUM	5400 N PEARL ST	TACOMA WA 98407			
FSE	PT DEFIANCE ZOO-DIP N DOTS ELEPHANT	5400 N PEARL ST	TACOMA WA 98407			
FSE	PUERTO DEL SOL	8045 PACIFIC AVE	TACOMA WA 98408			
FSE	PUERTO VALLARTA REST	8045 PACIFIC AVE	TACOMA WA 98408			
FSE	PUGET SOUND PIZZA	317 S 7TH ST	TACOMA WA 98402			
FSE	QDOBA	2601 N PEARL ST	TACOMA WA 98407			
FSE	QFC NE TACOMA	4107 49TH AVE NE	TACOMA WA 98422			
FSE	QUALITY INN & SUITES	5805 PACIFIC HWY E	FIFE WA 98424			
FSE	QUICKIE TOO	1324 S MARTIN LUTHER KING JR WAY	TACOMA WA 98405			
FSE	RAIN OR SHINE ON FIRE	6310 MCKINLEY AVE	TACOMA WA 98404			
FSE	RAM FOOD TRUCK	3017 RUSTON WAY	TACOMA WA 98402			
FSE	RED DRAGON	7034 PACIFIC AVE	TACOMA WA 98408			
FSE	RED GEM	6643 SOUTH TACOMA WAY	TACOMA WA 98409			
FSE	RED LOBSTER #453	1929 S 72ND ST	TACOMA WA 98408	722110 - Fine dining restaurants, full service, 722110 - Full service restaurants		
FSE	RED ROBIN #161	3901 S STEELE ST	TACOMA WA 98409	72211 - Full-Service Restaurants		
FSE	RED STAR TACO BAR	454 ST HELLENS AVE	TACOMA WA 98402			
FSE	RED TUNA	4502 S STEELE ST	TACOMA WA 98409			
FSE	RED WAGON BURGERS	2315 N PEARL ST A18	TACOMA WA 98406			
FSE	REMANN HALL	5501 6TH AVE	TACOMA WA 98406			
FSE	RENAISSANCE CAFE	1746 PACIFIC AVE	TACOMA WA 98402	722110 - Full service restaurants		
FSE	RHAPSODY IN BLOOM-CAFE LATTE	3709 6TH AVE	TACOMA WA 98406			
FSE	RHEIN HAUS	649 DIVISION AVE	TACOMA WA 98403			
FSE	RJ'S BURGER JOINT	430 E 25TH ST 23	TACOMA WA 98421			
FSE	ROBIN HOOD PIZZA	6332 PACIFIC AVE	TACOMA WA 98408	722110 - Restaurants, full service		
FSE	ROCK (THE)	1920 JEFFERSON AVE	TACOMA WA 98402			
FSE	ROCK THE DOCK	535 DOCK ST	TACOMA WA 98402	722410 - Drinking places (i.e., bars, lounges, taverns), alcoholic		
FSE	ROCK THE DOCK PUB & GRILL	535 DOCK ST	TACOMA WA 98402			
FSE	RODEWAY INN & SUITES	3100 PACIFIC HWY E	FIFE WA 98424			

2018 Form 1  
Industrial User Survey Program Summary

PRETREATMENT CATEGORY	COMPANY NAME	DATE SURVEY RETURNED	DATE RESUBMITTAL REQUESTED	DATE COMPLETED SURVEY OBTAINED	LAST INSPECTION DATE	COMMENTS	Column 1
FSE	PT DEFIANCE ZOO-DIP N DOTS AQUARIUM						4/11/2017
FSE	PT DEFIANCE ZOO-DIP N DOTS ELEPHANT						4/11/2017
FSE	PUERTO DEL SOL						10/12/2015
FSE	PUERTO VALLARTA REST				2/18/2016		10/1/2014
FSE	PUGET SOUND PIZZA				3/15/2016		3/15/2016
FSE	QDOBA						3/26/2018
FSE	QFC NE TACOMA				1/24/2019		6/30/2014
FSE	QUALITY INN & SUITES						4/11/2017
FSE	QUICKIE TOO						4/11/2017
FSE	RAIN OR SHINE ON FIRE						4/11/2017
FSE	RAM FOOD TRUCK						4/11/2017
FSE	RED DRAGON				5/31/2016		6/6/2014
FSE	RED GEM				1/26/2017		9/30/2016
FSE	RED LOBSTER #453				5/24/2017		1/1/2013
FSE	RED ROBIN #161				4/13/2016		8/25/2014
FSE	RED STAR TACO BAR				8/24/2018		1/1/2013
FSE	RED TUNA						8/8/2013
FSE	RED WAGON BURGERS				11/2/2016		1/1/2013
FSE	REMANN HALL						1/1/2013
FSE	RENAISSANCE CAFE				5/10/2013		5/10/2013
FSE	RHAPSODY IN BLOOM-CAFE LATTE						4/11/2017
FSE	RHEIN HAUS				3/1/2017		3/1/2017
FSE	RJ'S BURGER JOINT						4/11/2017
FSE	ROBIN HOOD PIZZA				12/22/2015		11/19/2014
FSE	ROCK (THE)				6/18/2013		7/15/2013
FSE	ROCK THE DOCK				10/21/2016		4/29/2013
FSE	ROCK THE DOCK PUB & GRILL						4/11/2017
FSE	RODEWAY INN & SUITES						4/11/2017

2018 Form 1  
Industrial User Survey Program Summary

PRETREATMENT CATEGORY	COMPANY NAME	ADDRESS	CITY STATE ZIP	NAICS OR SIC CODES BUSINESS TYPE	SURVEY TYPE	DATE SURVEY SENT
FSE	ROLLIN 253 SKATE & COMMUNITY CENTER	2101 S MILDRED ST	FIRCREST WA 98466			
FSE	ROSEWOOD CAFE	3323 N 26TH ST	TACOMA WA 98407	722110 - Full-Service Restaurants		
FSE	ROUND TABLE CLUBHOUSE	2629 N PEARL ST 4-B	TACOMA WA 98407			
FSE	ROUND TABLE PIZZA (HOSMER)	7921 S HOSMER ST A & B	TACOMA WA 98408	722110 - Pizza parlors, full service		
FSE	RUBY THAI KITCHEN	4502 S STEELE ST	TACOMA WA 98409			
FSE	SAFEWAY #1437	1302 S 38TH ST	TACOMA WA 98418	445110 - Grocery stores		
FSE	SAFEWAY #329	1112 S M ST	TACOMA WA 98405			
FSE	SAFEWAY #3424	2411 N PROCTOR ST	TACOMA WA 98406	445110 - Supermarkets and Other Grocery (except Convenience) Stores		
FSE	SAINT CHARLES BORROMEO PARISH	7112 S 12TH ST	TACOMA WA 98465			
FSE	SAKE SUSHI AND GRILL	5738 N 26TH ST 5A	TACOMA WA 98406			
FSE	SALENA	1108 S YAKIMA AVE	TACOMA WA 98405			
FSE	SAM CHOY'S POKE TO THE MAX	1716 PACIFIC AVE	TACOMA WA 98402			
FSE	SAM'S CAFE	602 E 11TH ST	TACOMA WA 98421	722110 - Full-Service Restaurants		
FSE	SAMMY'S PIZZA - 1308 N I ST	1308 N I ST	TACOMA WA 98403			
FSE	SAMURAI JAPANESE STEAK HOUSE	3630 S CEDAR ST	TACOMA WA 98409			
FSE	SAN MIGUEL	2024 54TH AVE E	FIFE WA 98424			
FSE	SANDWICH EXPRESS	601 S 8TH ST	TACOMA WA 98405			
FSE	SANTA FE MEXICAN RESTAURANT	430 E 25TH ST	TACOMA WA 98421			
FSE	SARKU JAPAN	4502 S STEELE ST	TACOMA WA 98409			
FSE	SASQUATCH CINAMMON ROLLS & BAKERY	2501 E D ST	TACOMA WA 98421			
FSE	SAVOR	1019 PACIFIC AVE 1916 PACIFIC ACTUALLY	TACOMA WA 98402			
FSE	SAVOR TACOMA CREPERIE	1916 PACIFIC AVE	TACOMA WA 98402	722110 - Full-Service Restaurants		
FSE	SBC COFFEE COMPANY	2106 PACIFIC AVE	TACOMA WA 98402			
FSE	SEE'S CANDIES	4502 S STEELE ST	TACOMA WA 98409			
FSE	SEL	229 ST HELENS AVE	TACOMA WA 98402			
FSE	SENERGO	1948 PACIFIC AVE A	TACOMA WA 98402			
FSE	SERA SPRAYGROUND OSPI	3873 S 66TH ST	TACOMA WA 98409			

2018 Form 1  
Industrial User Survey Program Summary

PRETREATMENT CATEGORY	COMPANY NAME	DATE SURVEY RETURNED	DATE RESUBMITTAL REQUESTED	DATE COMPLETED SURVEY OBTAINED	LAST INSPECTION DATE	COMMENTS	Column 1
FSE	ROLLIN 253 SKATE & COMMUNITY CENTER						4/11/2017
FSE	ROSEWOOD CAFE						1/1/2013
FSE	ROUND TABLE CLUBHOUSE				10/19/2018		10/7/2016
FSE	ROUND TABLE PIZZA (HOSMER)				5/30/2017		10/1/2014
FSE	RUBY THAI KITCHEN						4/11/2017
FSE	SAFEWAY #1437				9/27/2017		1/1/2013
FSE	SAFEWAY #329				2/4/2010		10/1/2014
FSE	SAFEWAY #3424				10/6/2017		1/1/2013
FSE	SAINT CHARLES BORROMEO PARISH						4/11/2017
FSE	SAKE SUSHI AND GRILL				12/7/2018		10/1/2014
FSE	SALENA						4/11/2017
FSE	SAM CHOY'S POKE TO THE MAX						7/18/2017
FSE	SAM'S CAFE				10/25/2018		1/1/2013
FSE	SAMMY'S PIZZA - 1308 N I ST						3/6/2017
FSE	SAMURAI JAPANESE STEAK HOUSE				11/29/2018		11/29/2018
FSE	SAN MIGUEL						4/11/2017
FSE	SANDWICH EXPRESS						4/11/2017
FSE	SANTA FE MEXICAN RESTAURANT						4/11/2017
FSE	SARKU JAPAN						4/11/2017
FSE	SASQUATCH CINAMMON ROLLS & BAKERY						12/8/2015
FSE	SAVOR						4/11/2017
FSE	SAVOR TACOMA CREPERIE				10/8/2013		5/15/2013
FSE	SBC COFFEE COMPANY						4/11/2017
FSE	SEE'S CANDIES						4/11/2017
FSE	SEL				4/11/2017		10/1/2014
FSE	SENERGO						4/11/2017
FSE	SERA SPRAYGROUND OSPI						4/11/2017

2018 Form 1  
Industrial User Survey Program Summary

PRETREATMENT CATEGORY	COMPANY NAME	ADDRESS	CITY STATE ZIP	NAICS OR SIC CODES BUSINESS TYPE	SURVEY TYPE	DATE SURVEY SENT
FSE	SHAIBI MARKET	723 S AINSWORTH AVE	TACOMA WA 98405			
FSE	SHAKABRAH JAVA	2618 6TH AVE	TACOMA WA 98406	72 - Accommodation and Food Services		
FSE	SHAKE SHAKE SHAKE	124 N TACOMA AVE	TACOMA WA 98403	722110 - Full service restaurants		
FSE	SHARI'S #158	1933 S 72ND ST	TACOMA WA 98408	722110 - Family restaurants, full service		
FSE	SHARI'S RESTAURANT - 2323 S UNION AVE	2323 S UNION AVE	TACOMA WA 98405	722110 - Full-Service Restaurants		
FSE	SHARK SHACK	5302 N 26TH ST	TACOMA WA 98406			
FSE	SHELL (PORT OF TACOMA)	3251 PACIFIC HWY E	FIFE WA 98424			
FSE	SILK THAI CAFE	3401 6TH AVE #F&G	TACOMA WA 98406			
FSE	SIMPLY ESPRESSO & SUBS	1102 BROADWAY WAY SITE 100	TACOMA WA 98402			
FSE	SIMPLY PANINI	1135 BROADWAY	TACOMA WA 98402			
FSE	SIXTH AVENUE FISH	2520 6TH AVE	TACOMA WA 98406			
FSE	SKIPPERS	4710 PACIFIC AVE	TACOMA WA 98408	722211 - Family restaurants, limited-service		
FSE	SKYLINE CHRISTIAN CHURCH	626 N SKYLINE DR	TACOMA WA 98406			
FSE	SLAVIC CHRISTIAN CENTER	2014 S 15TH ST B	TACOMA WA 98405	813110 - Churches		
FSE	SMART STOP FOOD MART	1501 MARTIN LUTHER KING JR WAY	TACOMA WA 98405			
FSE	SMOKIN' ZEE'S BBQ & CATERING	6845 E B ST	TACOMA WA 98404			
FSE	SOAR ACADEMY	2136 MARTIN LUTHER KING JR WAY	TACOMA WA 98405			
FSE	SOCIAL (MOBILE)	1715 DOCK ST	TACOMA WA 98402			
FSE	SOCIAL BAR & GRILL	1715 DOCK ST	TACOMA WA 98402	722110 - Full-Service Restaurants		
FSE	SONG'S TERIYAKI	4916 CENTER ST	TACOMA WA 98409			
FSE	SONIC DRIVE-IN	5114 6TH AVE	TACOMA WA 98465			
FSE	SONS OF NORWAY LODGE	1106 S 15TH ST	TACOMA WA 98405			
FSE	SOON'S ESPRESSO	8401 S HOSMER ST	TACOMA WA 98444			
FSE	SOUPER PHO PHO LLC	2725 N PEARL ST	TACOMA WA 98407			
FSE	SOUTH PARK - METRO OSPI	4851 SOUTH TACOMA WAY	TACOMA WA 98409			
FSE	SOUTH TACOMA CHEVRON	7404 S TACOMA WAY	TACOMA WA 98409			
FSE	SOUTH TACOMA FISH FOOD BANK	1115 S 56TH ST	TACOMA WA 98408			

2018 Form 1  
Industrial User Survey Program Summary

PRETREATMENT CATEGORY	COMPANY NAME	DATE SURVEY RETURNED	DATE RESUBMITTAL REQUESTED	DATE COMPLETED SURVEY OBTAINED	LAST INSPECTION DATE	COMMENTS	Column 1
FSE	SHAIBI MARKET						4/11/2017
FSE	SHAKABRAH JAVA				6/2/2016		1/1/2013
FSE	SHAKE SHAKE SHAKE				2/9/2017		10/29/2014
FSE	SHARI'S #158				6/7/2018		6/11/2014
FSE	SHARI'S RESTAURANT - 2323 S UNION AVE				10/27/2017		8/27/2013
FSE	SHARK SHACK						4/11/2017
FSE	SHELL (PORT OF TACOMA)						4/11/2017
FSE	SILK THAI CAFE				11/1/2017		1/1/2013
FSE	SIMPLY ESPRESSO & SUBS						4/11/2017
FSE	SIMPLY PANINI						4/11/2017
FSE	SIXTH AVENUE FISH						4/11/2017
FSE	SKIPPERS				7/20/2015		6/24/2014
FSE	SKYLINE CHRISTIAN CHURCH				10/16/2018		4/11/2017
FSE	SLAVIC CHRISTIAN CENTER				1/7/2019		1/1/2013
FSE	SMART STOP FOOD MART				11/17/2009		10/1/2014
FSE	SMOKIN' ZEE'S BBQ & CATERING						4/11/2017
FSE	SOAR ACADEMY						4/11/2017
FSE	SOCIAL (MOBILE)						4/11/2017
FSE	SOCIAL BAR & GRILL				2/27/2017		1/1/2013
FSE	SONG'S TERIYAKI						4/11/2017
FSE	SONIC DRIVE-IN				11/30/2018		1/1/2013
FSE	SONS OF NORWAY LODGE						4/11/2017
FSE	SOON'S ESPRESSO						4/11/2017
FSE	SOUPER PHO PHO LLC				1/10/2019		1/1/2013
FSE	SOUTH PARK - METRO OSPI						4/11/2017
FSE	SOUTH TACOMA CHEVRON				12/13/2017		4/11/2017
FSE	SOUTH TACOMA FISH FOOD BANK						4/11/2017



2018 Form 1  
Industrial User Survey Program Summary

PRETREATMENT CATEGORY	COMPANY NAME	ADDRESS	CITY STATE ZIP	NAICS OR SIC CODES BUSINESS TYPE	SURVEY TYPE	DATE SURVEY SENT
FSE	SOUTH TACOMA GROCERY OUTLET	3510 S 56TH ST	TACOMA WA 98409			
FSE	SOUTHEAST ASIAN DIETS	1427 E 40TH ST	TACOMA WA 98404			
FSE	SOUTHERN KITCHEN	1716 6TH AVE	TACOMA WA 98405			
FSE	SOZO HS AND PARENT LIFE	324 N J ST	TACOMA WA 98403			
FSE	SPANKY BURGER	601 S PINE ST 101	TACOMA WA 98405			
FSE	SPAR TAVERN	2121 N 30TH ST	TACOMA WA 98403	722110 - Full-Service Restaurants		
FSE	SPEED E MART	1101 S 19TH ST	TACOMA WA 98405	447110 - Gasoline stations with convenience stores		
FSE	SPRING RIDGE RETIREMENT HOME	6856 E PORTLAND AVE	TACOMA WA 98404	623311 - Retirement communities, continuing care		
FSE	SPUDS PIZZA PARLOR INC	7025 PACIFIC AVE	TACOMA WA 98408	722110 - Pizza parlors, full service		
FSE	ST JOHN INTERNATIONAL CHURCH	2001 S J ST	TACOMA WA 98405	813110 - Churches		
FSE	ST CHARLES BORROMEO	7112 S 12TH ST	TACOMA WA 98465			
FSE	ST. LEO'S FOOD CONNECTION OSPI	1323 YAKIMA AVE	TACOMA WA 98405			
FSE	ST. LEOS	1323 YAKIMA AVE	TACOMA WA 98405			
FSE	ST. LUKES FISH	3615 N GOVE ST	TACOMA WA 98407			
FSE	STACK 571 BURGER AND WHISKEY BAR	5061 MAIN ST	TACOMA WA 98407			
FSE	STANLEY AND SEAFORTS	115 E 34TH ST	TACOMA WA 98418	722110 - Fine dining restaurants, full service		
FSE	STAR MARKET	1433 S 56TH ST	TACOMA WA 98408			
FSE	STARBUCK'S #311	2405 N PEARL ST	TACOMA WA 98406			
FSE	STARBUCK'S COFFEE #19673	3401 S 23RD ST	TACOMA WA 98405			
FSE	STARBUCK'S COFFEE #3226	1748 PACIFIC AVE	TACOMA WA 98402			
FSE	STARBUCK'S COFFEE #3251	2112 N 30TH ST	TACOMA WA 98403			
FSE	STARBUCK'S COFFEE #337	4502 S STEELE ST	TACOMA WA 98409			
FSE	STARBUCK'S COFFEE #341	1101 PACIFIC AVE	TACOMA WA 98402			
FSE	STARBUCK'S COFFEE #8781	1621 E 72ND ST	TACOMA WA 98404			
FSE	STARBUCKS	4802 CENTER ST	TACOMA WA 98409			
FSE	STARBUCKS #3320	1816 S MILDRED ST 6A	TACOMA WA 98465			
FSE	STARBUCKS #356 - PROCTOR	2602 N PROCTOR ST	TACOMA WA 98407			

2018 Form 1  
Industrial User Survey Program Summary

PRETREATMENT CATEGORY	COMPANY NAME	DATE SURVEY RETURNED	DATE RESUBMITTAL REQUESTED	DATE COMPLETED SURVEY OBTAINED	LAST INSPECTION DATE	COMMENTS	Column 1
FSE	SOUTH TACOMA GROCERY OUTLET						4/11/2017
FSE	SOUTHEAST ASIAN DIETS						4/11/2017
FSE	SOUTHERN KITCHEN				12/8/2017		5/27/2015
FSE	SOZO HS AND PARENT LIFE						4/11/2017
FSE	SPANKY BURGER				6/28/2017		10/1/2014
FSE	SPAR TAVERN						1/1/2013
FSE	SPEED E MART				8/12/2013		8/9/2013
FSE	SPRING RIDGE RETIREMENT HOME				7/20/2016		1/1/2013
FSE	SPUDS PIZZA PARLOR INC				7/7/2016		6/9/2014
FSE	ST JOHN INTERNATIONAL CHURCH				8/5/2013		8/5/2013
FSE	ST. CHARLES BORROMEO				8/1/2014		1/1/2013
FSE	ST. LEO'S FOOD CONNECTION OSPI						4/11/2017
FSE	ST. LEOS						4/11/2017
FSE	ST. LUKES FISH						4/11/2017
FSE	STACK 571 BURGER AND WHISKEY BAR						4/11/2017
FSE	STANLEY AND SEAFORTS				8/25/2016		8/28/2014
FSE	STAR MARKET				2/16/2016		10/1/2014
FSE	STARBUCK'S #311				2/13/2018		4/11/2017
FSE	STARBUCK'S COFFEE #19673				4/2/2018		4/21/2015
FSE	STARBUCK'S COFFEE #3226				5/9/2013		10/1/2014
FSE	STARBUCK'S COFFEE #3251						4/11/2017
FSE	STARBUCK'S COFFEE #337						4/11/2017
FSE	STARBUCK'S COFFEE #341						4/11/2017
FSE	STARBUCK'S COFFEE #8781						4/11/2017
FSE	STARBUCKS				6/16/2009		10/1/2014
FSE	STARBUCKS #3320						1/1/2013
FSE	STARBUCKS #356 - PROCTOR						1/1/2013

2018 Form 1  
Industrial User Survey Program Summary

PRETREATMENT CATEGORY	COMPANY NAME	ADDRESS	CITY STATE ZIP	NAICS OR SIC CODES BUSINESS TYPE	SURVEY TYPE	DATE SURVEY SENT
FSE	STARBUCKS - 6330 6TH AVE	6330 6TH AVE	TACOMA WA 98465	722213 - Coffee shops, on premise brewing		
FSE	STARBUCKS - 6TH & SPRAGUE	2008 6TH AVE	TACOMA WA 98403			
FSE	STAY (THE)	1717 S UNION AVE	TACOMA WA 98405			
FSE	STEAMERS SEAFOOD CAFE	8802 6TH AVE	TACOMA WA 98465			
FSE	STEEL CREEK AMERICAN WHISKEY CO	1114 BROADWAY	TACOMA WA 98402			
FSE	STINK CHEESE AND MEAT	626 ST HELENS AVE	TACOMA WA 98402			
FSE	STONEGATE PIZZA	5421 SOUTH TACOMA WAY	TACOMA WA 98409			
FSE	STOP IN GROCERY	3908 6TH AVE A	TACOMA WA 98406			
FSE	SUBWAY	6402 YAKIMA AVE	TACOMA WA 98408	722211 - Limited-Service Restaurants		
FSE	SUBWAY #10973	5961 6TH AVE	TACOMA WA 98406			
FSE	SUBWAY #11733	4420 PACIFIC HWY E STE P	FIFE WA 98424			
FSE	SUBWAY #13278	3001 6TH AVE	TACOMA WA 98406			
FSE	SUBWAY #14737	8415 S HOSMER ST	TACOMA WA 98444			
FSE	SUBWAY #1878	902 BROADWAY	TACOMA WA 98402			
FSE	SUBWAY #22903	2901 S 38TH ST	TACOMA WA 98409			
FSE	SUBWAY #24152	1112 S 11TH ST	TACOMA WA 98405			
FSE	SUBWAY #24587	101 S 38TH ST	TACOMA WA 98418			
FSE	SUBWAY #26282	2729 N PEARL ST	TACOMA WA 98407			
FSE	SUBWAY #26786	5236 S TACOMA WAY	TACOMA WA 98409			
FSE	SUBWAY #27325	2615 E N ST	TACOMA WA 98421			
FSE	SUBWAY #27329	1901 S 72ND ST	TACOMA WA 98408			
FSE	SUBWAY #29687	1816 S MILDRED ST	TACOMA WA 98465			
FSE	SUBWAY #40355	3202 S 23RD ST 2	TACOMA WA 98405			
FSE	SUBWAY #40912	4502 S STEELE ST	TACOMA WA 98409			
FSE	SUBWAY #5525	4916 CENTER ST	TACOMA WA 98409			
FSE	SUBWAY #60172	4125 49TH AVE NE	TACOMA WA 98422			
FSE	SUBWAY #60243	4602 20TH ST E	FIFE WA 98424			

2018 Form 1  
Industrial User Survey Program Summary

PRETREATMENT CATEGORY	COMPANY NAME	DATE SURVEY RETURNED	DATE RESUBMITTAL REQUESTED	DATE COMPLETED SURVEY OBTAINED	LAST INSPECTION DATE	COMMENTS	Column 1
FSE	STARBUCKS - 6330 6TH AVE						12/11/2018
FSE	STARBUCKS - 6TH & SPRAGUE				4/3/2017		10/1/2014
FSE	STAY (THE)						4/11/2017
FSE	STEAMERS SEAFOOD CAFE				7/28/2014		11/8/2013
FSE	STEEL CREEK AMERICAN WHISKEY CO				10/20/2016		10/1/2014
FSE	STINK CHEESE AND MEAT				3/15/2016		1/1/2013
FSE	STONEGATE PIZZA						6/16/2015
FSE	STOP IN GROCERY						4/11/2017
FSE	SUBWAY						1/1/2013
FSE	SUBWAY #10973						4/11/2017
FSE	SUBWAY #11733						4/11/2017
FSE	SUBWAY #13278				5/12/2009		10/1/2014
FSE	SUBWAY #14737				11/26/2018		4/11/2017
FSE	SUBWAY #1878				3/31/2017		10/1/2014
FSE	SUBWAY #22903				12/15/2017		4/11/2017
FSE	SUBWAY #24152						4/11/2017
FSE	SUBWAY #24587						4/11/2017
FSE	SUBWAY #26282				5/9/2018		4/11/2017
FSE	SUBWAY #26786				4/18/2017		4/11/2017
FSE	SUBWAY #27325				7/23/2018		4/11/2017
FSE	SUBWAY #27329						4/11/2017
FSE	SUBWAY #29687						4/11/2017
FSE	SUBWAY #40355				7/20/2017		4/11/2017
FSE	SUBWAY #40912						4/11/2017
FSE	SUBWAY #5525				5/11/2017		4/11/2017
FSE	SUBWAY #60172						4/11/2017
FSE	SUBWAY #60243						4/11/2017

2018 Form 1  
Industrial User Survey Program Summary

PRETREATMENT CATEGORY	COMPANY NAME	ADDRESS	CITY STATE ZIP	NAICS OR SIC CODES BUSINESS TYPE	SURVEY TYPE	DATE SURVEY SENT
FSE	SUBWAY - 2626 SOUTH TACOMA WAY	2626 SOUTH TACOMA WAY	TACOMA WA 98409			
FSE	SUBWAY - 3873 S 66TH ST	3873 S 66TH ST	TACOMA WA 98409			
FSE	SUBWAY - FIFE	4420 PACIFIC HWY E	FIFE WA 98424			
FSE	SUBWAY SANDWICH #29	1407 E 72ND ST	TACOMA WA 98404			
FSE	SUBWAY STADIUM DISTRICT	124 N I ST	TACOMA WA 98403			
FSE	SUBWAY UW TACOMA	1910 PACIFIC AVE	TACOMA WA 98402			
FSE	SUBWAY WALMART TACOMA	1965 S UNION AVE	TACOMA WA 98405			
FSE	SUMMER TREE PARK APTS OSPI	1801 S 15TH ST	TACOMA WA 98405			
FSE	SUNBOW FOOD MART	3301 NE 49TH AVE	TACOMA WA 98422	44512 - Convenience Stores		
FSE	SUNDANCE CAFE	950 BROADWAY	TACOMA WA 98402			
FSE	SUPREME CAFE	1015 N PEARL ST	TACOMA WA 98406			
FSE	SUSHI EXPRESS RESTAURANT	4502 S STEELE ST	TACOMA WA 98409			
FSE	SUSHI REVOLUTION	5225 TACOMA MALL BLVD STE D-101	TACOMA WA 98409			
FSE	SUSHI TAMA	3919 6TH AVE	TACOMA WA 98406			
FSE	SUSHIDO	1620 S MILDRED ST A	TACOMA WA 98465	72211 - Full-Service Restaurants		
FSE	T. C. DELI & GROCERY	6701 S 12TH ST	TACOMA WA 98465			
FSE	TACO BELL #31312	2945 S 38TH ST	TACOMA WA 98409	72211 - Full-Service Restaurants		
FSE	TACO BELL #31316	2902 6TH AVE	TACOMA WA 98406			
FSE	TACO BELL #31318	2615 N PEARL ST	TACOMA WA 98407			
FSE	TACO BELL RESTAURANT-GGI	6729 S 19TH ST	TACOMA WA 98465	722211 - Limited-Service Restaurants		
FSE	TACO BELL/PIZZA HUT #31322	1404 E 72ND ST	TACOMA WA 98404	722211 - Fast-food restaurants		
FSE	TACO DEL MAR - N PEARL	5738 N 26TH ST 3	TACOMA WA 98406			
FSE	TACO TIME - 2915 6TH AVE	2915 6TH AVE	TACOMA WA 98406			
FSE	TACO TIME-38TH ST	2908 S 38TH ST	TACOMA WA 98409	722211 - Restaurants, fast food, 81111 - Automotive Mechanical and Electrical Repair and Maintenance		
FSE	TACOMA ADVENTIST COMMUNITY SERVICES	3108 E PORTLAND AVE	TACOMA WA 98411			
FSE	TACOMA ART MUSEUM	1701 PACIFIC AVE	TACOMA WA 98402	712110 - Museums		
FSE	TACOMA BOYS	5602 6TH AVE	TACOMA WA 98406			

2018 Form 1  
Industrial User Survey Program Summary

PRETREATMENT CATEGORY	COMPANY NAME	DATE SURVEY RETURNED	DATE RESUBMITTAL REQUESTED	DATE COMPLETED SURVEY OBTAINED	LAST INSPECTION DATE	COMMENTS	Column 1
FSE	SUBWAY - 2626 SOUTH TACOMA WAY				12/15/2017		4/11/2017
FSE	SUBWAY - 3873 S 66TH ST						4/11/2017
FSE	SUBWAY - FIFE				12/27/2012		10/1/2014
FSE	SUBWAY SANDWICH #29				2/12/2016		10/1/2014
FSE	SUBWAY STADIUM DISTRICT				9/21/2009		10/1/2014
FSE	SUBWAY UW TACOMA				5/14/2013		10/1/2014
FSE	SUBWAY WALMART TACOMA						4/11/2017
FSE	SUMMER TREE PARK APTS OSPI						4/11/2017
FSE	SUNBOW FOOD MART				1/30/2017		9/12/2014
FSE	SUNDANCE CAFE						4/11/2017
FSE	SUPREME CAFE						4/11/2017
FSE	SUSHI EXPRESS RESTAURANT						4/11/2017
FSE	SUSHI REVOLUTION						10/24/2013
FSE	SUSHI TAMA				5/5/2009		10/1/2014
FSE	SUSHIDO				9/28/2016		7/15/2013
FSE	T. C. DELI & GROCERY				6/26/2017		4/11/2017
FSE	TACO BELL #31312				12/7/2016		1/1/2013
FSE	TACO BELL #31316				4/12/2018		2/19/2014
FSE	TACO BELL #31318				5/16/2018		1/1/2013
FSE	TACO BELL RESTAURANT-GGI				10/6/2016		1/1/2013
FSE	TACO BELL/PIZZA HUT #31322				6/19/2017		2/14/2014
FSE	TACO DEL MAR - N PEARL				12/7/2018		5/21/2015
FSE	TACO TIME - 2915 6TH AVE				11/29/2016		4/16/2014
FSE	TACO TIME-38TH ST				5/7/2018		10/1/2014
FSE	TACOMA ADVENTIST COMMUNITY SERVICES						4/11/2017
FSE	TACOMA ART MUSEUM				1/3/2018		1/1/2013
FSE	TACOMA BOYS				5/26/2017		10/1/2014

2018 Form 1  
Industrial User Survey Program Summary

PRETREATMENT CATEGORY	COMPANY NAME	ADDRESS	CITY STATE ZIP	NAICS OR SIC CODES BUSINESS TYPE	SURVEY TYPE	DATE SURVEY SENT
FSE	TACOMA BREWING COMPANY	625 ST HELENS AVE	TACOMA WA 98402			
FSE	TACOMA COMEDY CLUB	933 MARKET ST	TACOMA WA 98402			
FSE	TACOMA CONVENTION CENTER	1500 BROADWAY	TACOMA WA 98402	561920 - Convention and Trade Show Organizers		
FSE	TACOMA CONVENTION CENTER HOTEL	1538 COMMERCE ST	TACOMA WA 98402			
FSE	TACOMA DAYCARE & PRESCHOOL ASSOC	1113 S I ST	TACOMA WA 98405			
FSE	TACOMA FIRS GOLF CENTER LLC	4504 S TYLER ST	TACOMA WA 98409	713990 - All Other Amusement and Recreation Industries		
FSE	TACOMA GOODWILL CATERING	734 S 27TH ST BLDG A	TACOMA WA 98409			
FSE	TACOMA HOTEL MOTEL	8820 S HOSMER ST	TACOMA WA 98444			
FSE	TACOMA JAVA	919 N 2ND ST	TACOMA WA 98403			
FSE	TACOMA LANDMARK CONVENTION CTR	47 SAINT HELENS AVE	TACOMA WA 98402			
FSE	TACOMA LAWN TENNIS CLUB	502 N BOROUGH RD	TACOMA WA 98403			
FSE	TACOMA LUTHERAN HOME & RETIREMENT	1301 N HIGHLANDS PKWY	TACOMA WA 98406			
FSE	TACOMA NURSING & REHAB CENTER	2102 S 96TH ST	TACOMA WA 98444			
FSE	TACOMA RESCUE MISSION	425 SOUTH TACOMA WAY	TACOMA WA 98402	624 - Social Assistance, 624190 - Other Individual and Family Services, 6242 - Community Food and Housing and Emergency and Other Relief Services		
FSE	TACOMA TIDEFLATS RESIDENTIAL	1902 MILWAUKEE WAY	TACOMA WA 98421			
FSE	TACOMA VIETNAMESE ALLIANCE CHURCH	3832 S G ST	TACOMA WA 98418	813110 - Religious Organizations		
FSE	TACOMA YACHT CLUB	5401 YACHT CLUB RD	TACOMA WA 98407			
FSE	TACOMA YOUTH FOR CHRIST	1615 6TH AVE	TACOMA WA 98405			
FSE	TACOMAS #1 FRIED RICE	1201 S 11TH ST	TACOMA WA 98405			
FSE	TACOS GUAYMAS	2630 S 38TH ST	TACOMA WA 98409			
FSE	TACOS Y MARISCOS NAYARIT	6308 E MCKINLEY AVE	TACOMA WA 98404			
FSE	TAHOMA TERRACE	2602 S UNION AVE	TACOMA WA 98405			
FSE	TAI LI MARKET	7046 S PARK AVE	TACOMA WA 98408			
FSE	TAQUERIA 3 HERMANOS	610 N MILDRED	TACOMA WA 98406			
FSE	TAQUERIA EL CORRAL #3	3251 PACIFIC HWY E	FIFE WA 98424			
FSE	TAQUERIA EL GRANDE	7202 S PARK AVE	TACOMA WA 98408	722211 - Limited-Service Restaurants		
FSE	TAQUERIA EL RINCONITO	5415 PACIFIC AVE	TACOMA WA 98408	722320 - Caterers		

2018 Form 1  
Industrial User Survey Program Summary

PRETREATMENT CATEGORY	COMPANY NAME	DATE SURVEY RETURNED	DATE RESUBMITTAL REQUESTED	DATE COMPLETED SURVEY OBTAINED	LAST INSPECTION DATE	COMMENTS	Column 1
FSE	TACOMA BREWING COMPANY						4/11/2017
FSE	TACOMA COMEDY CLUB						4/11/2017
FSE	TACOMA CONVENTION CENTER				11/2/2017		12/26/2013
FSE	TACOMA CONVENTION CENTER HOTEL						6/6/2018
FSE	TACOMA DAYCARE & PRESCHOOL ASSOC				5/15/2017		10/1/2014
FSE	TACOMA FIRS GOLF CENTER LLC				6/13/2018		1/1/2013
FSE	TACOMA GOODWILL CATERING						4/11/2017
FSE	TACOMA HOTEL MOTEL						4/11/2017
FSE	TACOMA JAVA						4/11/2017
FSE	TACOMA LANDMARK CONVENTION CTR				11/16/2018		4/11/2017
FSE	TACOMA LAWN TENNIS CLUB						4/11/2017
FSE	TACOMA LUTHERAN HOME & RETIREMENT				3/2/2018		1/1/2013
FSE	TACOMA NURSING & REHAB CENTER				7/23/2014		7/25/2014
FSE	TACOMA RESCUE MISSION				9/25/2017		10/22/2013
FSE	TACOMA TIDEFLATS RESIDENTIAL						4/11/2017
FSE	TACOMA VIETNAMESE ALLIANCE CHURCH				1/5/2017		1/1/2013
FSE	TACOMA YACHT CLUB				10/16/2018		1/1/2013
FSE	TACOMA YOUTH FOR CHRIST						4/11/2017
FSE	TACOMAS #1 FRIED RICE				10/12/2016		10/1/2014
FSE	TACOS GUAYMAS				1/18/2018		10/1/2014
FSE	TACOS Y MARISCOS NAYARIT						4/11/2017
FSE	TAHOMA TERRACE						4/11/2017
FSE	TAI LI MARKET				1/16/2014		1/16/2014
FSE	TAQUERIA 3 HERMANOS						4/11/2017
FSE	TAQUERIA EL CORRAL #3						4/11/2017
FSE	TAQUERIA EL GRANDE				8/2/2016		6/17/2014
FSE	TAQUERIA EL RINCONITO				9/1/2016		8/8/2013



2018 Form 1  
Industrial User Survey Program Summary

PRETREATMENT CATEGORY	COMPANY NAME	ADDRESS	CITY STATE ZIP	NAICS OR SIC CODES BUSINESS TYPE	SURVEY TYPE	DATE SURVEY SENT
FSE	TAQUERIA EL RINCONITO - 7210 PACIFIC AVE	7210 PACIFIC AVE	TACOMA WA 98408	722211 - Limited-Service Restaurants		
FSE	TAQUERIA EL SABOR 3	1636 S MILDRED ST	TACOMA WA 98465			
FSE	TAQUERIA LA FONDITA	3737 S G ST	TACOMA WA 98418			
FSE	TAQUERIA LOS GRANDES AMIGOS	8607 S HOSMER ST	TACOMA WA 98444	722 - Food Services and Drinking Places, 722211 - Restaurants, carryout		
FSE	TAQUERIA LOS MARTINEZ	8716 S HOSMER ST	TACOMA WA 98444			
FSE	TAQUERIA MINA	8716 S HOSMER ST	TACOMA WA 98444			
FSE	TAQUERIA RICOS TACOS	5015 CENTER ST	TACOMA WA 98409			
FSE	TARGET STORE #T0341	3320 S 23RD ST	TACOMA WA 98405	452990 - All Other General Merchandise Stores		
FSE	TEAVANA # 28605	4502 S STEELE ST	TACOMA WA 98409			
FSE	TERESITA'S MEXICAN BAKERY	3731 E MCKINLEY AVE	TACOMA WA 98404			
FSE	TERIYAKI KITCHEN	101 S 38TH ST	TACOMA WA 98418			
FSE	TERRY'S OFFICE TAVERN	3410 N PROCTOR ST	TACOMA WA 98407			
FSE	TFNC COMMUNITY DINNER	3640 S M ST	TACOMA WA 98418			
FSE	THAI & TERIYAKI	2501 E D ST	TACOMA WA 98421			
FSE	THAI BINH DUONG	3722 S G ST	TACOMA WA 98418			
FSE	THAI HUT II	1905 S 72ND ST A-6	TACOMA WA 98408	722110 - Family restaurants, full service		
FSE	THAI PEPPER	701 PACIFIC AVE	TACOMA WA 98402			
FSE	THE 56TH STREET LIQUOR SALOON	1305 S 56TH ST	TACOMA WA 98408			
FSE	THE BROKEN SPOKE	1014 MARTIN LUTHER KING JR WAY	TACOMA WA 98405			
FSE	THE FERN ROOM	728 PACIFIC AVE STE 200	TACOMA WA 98402			
FSE	THE FISH HOUSE CAFE	1814 MARTIN LUTHER KING JR WAY	TACOMA WA 98405			
FSE	THE FISH PEDDLER	1199 DOCK ST	TACOMA WA 98402	44522 - Fish and Seafood Markets, 72211 - Full-Service Restaurants		
FSE	THE FLYING BOOTS	614 S 38TH ST	TACOMA WA 98418	722 - Food Services and Drinking Places, 722110 - Full-Service Restaurants		
FSE	THE FORUM	815 PACIFIC AVE A	TACOMA WA 98402	722 - Food Services and Drinking Places		
FSE	THE FUNKY IGUANA-GGI	3802 S CEDAR ST	TACOMA WA 98409	72211 - Full-Service Restaurants		
FSE	THE GOURMET NICHE	7104 6TH AVE	TACOMA WA 98465		Short Form	2/1/2015
FSE	THE GRAND CINEMA	606 FAWCETT AVE	TACOMA WA 98402			

2018 Form 1  
Industrial User Survey Program Summary

PRETREATMENT CATEGORY	COMPANY NAME	DATE SURVEY RETURNED	DATE RESUBMITTAL REQUESTED	DATE COMPLETED SURVEY OBTAINED	LAST INSPECTION DATE	COMMENTS	Column 1
FSE	TAQUERIA EL RINCONITO - 7210 PACIFIC AVE				1/9/2019		7/25/2014
FSE	TAQUERIA EL SABOR 3				3/12/2008		10/1/2014
FSE	TAQUERIA LA FONDITA				12/17/2009		10/1/2014
FSE	TAQUERIA LOS GRANDES AMIGOS				5/23/2016		1/1/2013
FSE	TAQUERIA LOS MARTINEZ				10/27/2010		10/1/2014
FSE	TAQUERIA MINA				11/30/2011		10/1/2014
FSE	TAQUERIA RICOS TACOS						4/11/2017
FSE	TARGET STORE #T0341				4/25/2016		1/1/2013
FSE	TEAVANA # 28605						4/11/2017
FSE	TERESITA'S MEXICAN BAKERY						4/11/2017
FSE	TERIYAKI KITCHEN				5/31/2016		1/1/2013
FSE	TERRY'S OFFICE TAVERN				11/4/2008		10/1/2014
FSE	TFNC COMMUNITY DINNER						4/11/2017
FSE	THAI & TERIYAKI						12/9/2015
FSE	THAI BINH DUONG				12/9/2009		10/1/2014
FSE	THAI HUT II				5/24/2017		6/9/2014
FSE	THAI PEPPER				6/1/2018		10/1/2014
FSE	THE 56TH STREET LIQUOR SALOON				1/12/2010		10/1/2014
FSE	THE BROKEN SPOKE				8/23/2016		8/23/2016
FSE	THE FERN ROOM						4/11/2017
FSE	THE FISH HOUSE CAFE				4/7/2010		10/1/2014
FSE	THE FISH PEDDLER				3/13/2017		4/14/2014
FSE	THE FLYING BOOTS						1/1/2013
FSE	THE FORUM				7/10/2017		1/1/2013
FSE	THE FUNKY IGUANA-GGI				11/25/2015		7/12/2013
FSE	THE GOURMET NICHE	12/22/2016		12/27/2016	6/12/2018	COMMISSARY KITCHEN	2/23/2015
FSE	THE GRAND CINEMA				3/3/2010		10/1/2014

2018 Form 1  
Industrial User Survey Program Summary

PRETREATMENT CATEGORY	COMPANY NAME	ADDRESS	CITY STATE ZIP	NAICS OR SIC CODES BUSINESS TYPE	SURVEY TYPE	DATE SURVEY SENT
FSE	THE HARVESTER RESTAURANT	29 N TACOMA AVE	TACOMA WA 98403	722110 - Full-Service Restaurants		
FSE	THE MELON SEED DELI	3807 CENTER ST D	TACOMA WA 98409			
FSE	THE MELTING POT	2121 PACIFIC AVE	TACOMA WA 98402	722110 - Full-Service Restaurants		
FSE	THE OLD HOUSE MERCANTILE	2717 N PROCTOR ST	TACOMA WA 98407			
FSE	THE ORIGINAL PANCAKE HOUSE	601 S PINE ST 102	TACOMA WA 98405			
FSE	THE PALACE MEDITERRANEAN	2501 E D ST	TACOMA WA 98421			
FSE	THE RED HOT	2914 6TH AVE	TACOMA WA 98406			
FSE	THE TIPSY TOMATO BAR & KITCHEN	3878 CENTER ST	TACOMA WA 98409			
FSE	THO TUONG BBQ	715 S 38TH ST	TACOMA WA 98418			
FSE	THO TUONG BBQ	715 S 38TH ST	TACOMA WA 98418	722211 - Restaurants, fast food		
FSE	THRIFTWAY (STADIUM)	618 N 1ST ST	TACOMA WA 98403	445110 - Supermarkets and Other Grocery (except Convenience) Stores		
FSE	TIBBITTS @ FERNHILL	8237 S PARK AVE	TACOMA WA 98408			
FSE	TIENDA MEXICANA	3739 TACOMA AVE S	TACOMA WA 98418			
FSE	TIENDA MEXICANA (EL CID)	3739 TACOMA AVE S	TACOMA WA 98418			
FSE	TIENDA Y TAQUERIA ZAMORA	4314 E PORTLAND AVE	TACOMA WA 98404			
FSE	TIKI HUT	4427 6TH AVE	TACOMA WA 98406			
FSE	TITLOW PARK OSPI	8425 6TH AVE	TACOMA WA 98465			
FSE	TOP GROCERY	4002 E PORTLAND AVE	TACOMA WA 98404			
FSE	TOP OF TACOMA BAR & CAFE	3529 MCKINLEY AVE	TACOMA WA 98404			
FSE	TOP POT DONUTS - PROCTOR	2724 N PROCTOR ST	TACOMA WA 98407			
FSE	TORTAS LOCAS #2	5420 S TACOMA WAY	TACOMA WA 98409			
FSE	TOWER COFFEE	1102 YAKIMA AVE	TACOMA WA 98405			
FSE	TOWER COFFEE BAR & GRILL	1101 S TACOMA AVE	TACOMA WA 98402			
FSE	TOWER INN	6323 6TH AVE	TACOMA WA 98406	713950 - Bowling alleys		
FSE	TRAPPERS SUSHI TACOMA	3118 6TH AVE	TACOMA WA 98406			
FSE	TRAVELodge PORT OF TACOMA	3518 PACIFIC HWY E	FIFE WA 98424			
FSE	TRI-ONE	3849 MCKINLEY AVE	TACOMA WA 98404			

2018 Form 1  
Industrial User Survey Program Summary

PRETREATMENT CATEGORY	COMPANY NAME	DATE SURVEY RETURNED	DATE RESUBMITTAL REQUESTED	DATE COMPLETED SURVEY OBTAINED	LAST INSPECTION DATE	COMMENTS	Column 1
FSE	THE HARVESTER RESTAURANT				5/15/2014		1/1/2013
FSE	THE MELON SEED DELI				8/17/2017		4/11/2017
FSE	THE MELTING POT				10/30/2014		4/22/2013
FSE	THE OLD HOUSE MERCANTILE				1/6/2009		10/1/2014
FSE	THE ORIGINAL PANCAKE HOUSE				10/12/2018		8/14/2014
FSE	THE PALACE MEDITERRANEAN						12/9/2015
FSE	THE RED HOT				11/29/2016		11/29/2016
FSE	THE TIPSY TOMATO BAR & KITCHEN						4/11/2017
FSE	THO TUONG BBQ				2/25/2008		10/1/2014
FSE	THO TUONG BBQ				4/5/2016		3/12/2015
FSE	THRIFTWAY (STADIUM)				3/11/2014		1/1/2013
FSE	TIBBITTS @ FERNHILL				11/15/2018		11/16/2018
FSE	TIENDA MEXICANA				4/9/2008		10/1/2014
FSE	TIENDA MEXICANA (EL CID)				12/17/2009		10/1/2014
FSE	TIENDA Y TAQUERIA ZAMORA				12/29/2016		10/30/2014
FSE	TIKI HUT						4/11/2017
FSE	TITLOW PARK OSPI						4/11/2017
FSE	TOP GROCERY						4/11/2017
FSE	TOP OF TACOMA BAR & CAFE				7/30/2018		10/1/2014
FSE	TOP POT DONUTS - PROCTOR				12/10/2018		12/10/2018
FSE	TORTAS LOCAS #2				3/28/2018		4/11/2017
FSE	TOWER COFFEE						4/11/2017
FSE	TOWER COFFEE BAR & GRILL						4/11/2017
FSE	TOWER INN				10/26/2016		10/24/2013
FSE	TRAPPERS SUSHI TACOMA				7/2/2015		4/14/2015
FSE	TRAVELodge PORT OF TACOMA						4/11/2017
FSE	TRI-ONE						4/11/2017

2018 Form 1  
Industrial User Survey Program Summary

PRETREATMENT CATEGORY	COMPANY NAME	ADDRESS	CITY STATE ZIP	NAICS OR SIC CODES BUSINESS TYPE	SURVEY TYPE	DATE SURVEY SENT
FSE	TRINITY PRESBYTERIAN CHURCH	1619 6TH AVE	TACOMA WA 98405			
FSE	TRIPLE KNOCK	2713 6TH AVE	TACOMA WA 98407			
FSE	TRUNG CHANH CAFE	3715 S G ST	TACOMA WA 98418	811118 - Other Automotive Mechanical and Electrical Repair and Maintenance	Short Form	8/2/2016
FSE	TRUNG NGUYEN BILLIARDS	3823 YAKIMA AVE	TACOMA WA 98418			
FSE	TULLY'S COFFEE	24 N TACOMA AVE	TACOMA WA 98403			
FSE	TULLY'S COFFEE #01073	424 N TACOMA AVE	TACOMA WA 98403			
FSE	TULLY'S COFFEE #01075	764 BROADWAY	TACOMA WA 98402			
FSE	TULLY'S COFFEE-MARY BRIDGE HOSPITAL	311 S L ST	TACOMA WA 98405			
FSE	TWO BUSY TO COOK	5009 PACIFIC HWY E #23	FIFE WA 98424			
FSE	TWO KOI	1552 COMMERCE ST	TACOMA WA 98402	722110 - Full service restaurants, 722211 - Limited-Service Restaurants		
FSE	TWO TOWN PUB AND CAFE	5005 MAIN ST	TACOMA WA 98407			
FSE	UBI'S DEI	2607 6TH AVE	TACOMA WA 98406			
FSE	UNDERGROUND JAVA-DELI	4301 S PINE ST	TACOMA WA 98409			
FSE	UNIVERSITY SWISS INN	1904 S JEFFERSON AVE	TACOMA WA 98402			
FSE	UNIVERSITY Y O SPI	1710 MARKET ST	TACOMA WA 98402			
FSE	UPPER CRUST BISTRO	2714 N 21ST ST	TACOMA WA 98406			
FSE	UPS - ATHLETICS & AQUATICS CENTER CAFE	1500 N WARNER ST	TACOMA WA 98416			
FSE	UPS - DIVERSIONS CAFE	1500 N WARNER ST	TACOMA WA 98416			
FSE	UPS - HARNED HALL GAZEBO	1500 N WARNER ST	TACOMA WA 98416			
FSE	UPS - PIZZA CELLAR	1500 N WARNER ST	TACOMA WA 98416			
FSE	URBAN ELK	2013 S CEDAR ST	TACOMA WA 98405			
FSE	VAL HALLA COFFEE	3918 6TH AVE	TACOMA WA 98406			
FSE	VALLEY TAVERN	1206 PUYALLUP AVE	TACOMA WA 98402	722410 - Taverns (i.e., drinking places)		
FSE	VATS CORNER MARKET	4002 MCKINLEY AVE	TACOMA WA 98404	722110 - Full-Service Restaurants		
FSE	VERONE'S SAUSAGE CO	1456 S FERDINAND DR	TACOMA WA 98405			
FSE	VFW POST #969	3510 MCKINLEY AVE	TACOMA WA 98404			
FSE	VICTORY OUTREACH-TACOMA	1221 S 8TH ST	TACOMA WA 98405			

2018 Form 1  
Industrial User Survey Program Summary

PRETREATMENT CATEGORY	COMPANY NAME	DATE SURVEY RETURNED	DATE RESUBMITTAL REQUESTED	DATE COMPLETED SURVEY OBTAINED	LAST INSPECTION DATE	COMMENTS	Column 1
FSE	TRINITY PRESBYTERIAN CHURCH				3/22/2018		4/11/2017
FSE	TRIPLE KNOCK						4/11/2017
FSE	TRUNG CHANH CAFE	8/18/2016		8/19/2016	10/3/2018		8/1/2016
FSE	TRUNG NGUYEN BILLIARDS				11/15/2018		4/11/2017
FSE	TULLY'S COFFEE				5/11/2017		10/1/2014
FSE	TULLY'S COFFEE #01073						4/11/2017
FSE	TULLY'S COFFEE #01075				4/26/2010		10/1/2014
FSE	TULLY'S COFFEE-MARY BRIDGE HOSPITAL						4/11/2017
FSE	TWO BUSY TO COOK						4/11/2017
FSE	TWO KOI				4/1/2013		4/22/2013
FSE	TWO TOWN PUB AND CAFE				8/2/2018		7/19/2016
FSE	UBI'S DEI						4/11/2017
FSE	UNDERGROUNDS JAVA-DELI						4/11/2017
FSE	UNIVERSITY SWISS INN				5/16/2013		7/19/2013
FSE	UNIVERSITY Y OSPI						4/11/2017
FSE	UPPER CRUST BISTRO				10/7/2009		10/1/2014
FSE	UPS - ATHLETICS & AQUATICS CENTER CAFE						4/11/2017
FSE	UPS - DIVERSIONS CAFE						4/11/2017
FSE	UPS - HARNED HALL GAZEBO						4/11/2017
FSE	UPS - PIZZA CELLAR						4/11/2017
FSE	URBAN ELK				7/29/2016		7/16/2015
FSE	VAL HALLA COFFEE						4/11/2017
FSE	VALLEY TAVERN				12/15/2014		10/1/2014
FSE	VATS CORNER MARKET						1/1/2013
FSE	VERONE'S SAUSAGE CO				11/27/2018		4/11/2017
FSE	VFW POST #969						4/11/2017
FSE	VICTORY OUTREACH-TACOMA						4/11/2017

2018 Form 1  
Industrial User Survey Program Summary

PRETREATMENT CATEGORY	COMPANY NAME	ADDRESS	CITY STATE ZIP	NAICS OR SIC CODES BUSINESS TYPE	SURVEY TYPE	DATE SURVEY SENT
FSE	VIEN DONG	3801 YAKIMA AVE	TACOMA WA 98418			
FSE	VILLA	705 N 5TH ST	TACOMA WA 98403			
FSE	VILLA PIZZA	4502 S STEELE ST	TACOMA WA 98409			
FSE	VISITATION CHURCH	3314 S 58TH ST	TACOMA WA 98418			
FSE	VIVA	2802 N PROCTOR ST	TACOMA WA 98407			
FSE	VIVA VEGAN CAFE	2620 N PROCTOR ST	TACOMA WA 98407			
FSE	VOSTOK	1126 COMMERCE ST B	TACOMA WA 98402			
FSE	VUELVA A LA VIDA	5312 PACIFIC AVE	TACOMA WA 98408	722110 - Family restaurants, full service, 722110 - Full service restaurants		
FSE	VUELVE A LA VIDA	5310 PACIFIC AVE	TACOMA WA 98408			
FSE	WAFLE STOP	2710 N PROCTOR ST	TACOMA WA 98407			
FSE	WAL-MART #4137	1965 S UNION AVE	TACOMA WA 98405	452910 - Superstores (i.e., food and general merchandise)		
FSE	WALGREENS #3519	4315 6TH AVE	TACOMA WA 98406			
FSE	WART HOG BARBEQUE PIT INC	4921 20TH ST E	FIFE WA 98424	722110 - Full service restaurants		
FSE	WEATHERLY INN	6016 N HIGHLANDS PKWY	TACOMA WA 98406			
FSE	WENDY'S #107	5016 PACIFIC HWY E	FIFE WA 98424			
FSE	WENDY'S #113	4112 S STEELE ST	TACOMA WA 98409	722110 - Full service restaurants		
FSE	WENDY'S I VIETNAMESE RESTAURANT	430 E 25TH ST	TACOMA WA 98421			
FSE	WENDY'S #11353	1401 E 72ND ST	TACOMA WA 98404	722211 - Fast-food restaurants		
FSE	WEST END PUB & GRILL	3840 6TH AVE	TACOMA WA 98406			
FSE	WESTGATE BAR AND GRILL	5928 N 26TH ST	TACOMA WA 98406			
FSE	WETZEL'S PRETZELS	4502 S STEELE ST	TACOMA WA 98409			
FSE	WHIMSY KITCHEN	5602 S WASHINGTON ST	TACOMA WA 98409			
FSE	WILD ORCHID	3023 6TH AVE	TACOMA WA 98406	722110 - Full-Service Restaurants		
FSE	WILDSIDE WINE	688 1/2 S OXFORD ST	TACOMA WA 98465			
FSE	WILSON HS STUDENT STORE	1202 N ORCHARD ST	TACOMA WA 98406			
FSE	WINGCO FOODS #106	1913 S 72ND ST	TACOMA WA 98408	445110 - Supermarkets		
FSE	WINGSTOP	2505 S 38TH ST	TACOMA WA 98409			
FSE	WOK & TERYAKI HOUSE	3202 S 23RD ST # F7	TACOMA WA 98405	722211 - Limited-Service Restaurants		

2018 Form 1  
Industrial User Survey Program Summary

PRETREATMENT CATEGORY	COMPANY NAME	DATE SURVEY RETURNED	DATE RESUBMITTAL REQUESTED	DATE COMPLETED SURVEY OBTAINED	LAST INSPECTION DATE	COMMENTS	Column 1
FSE	VIEN DONG				11/29/2017		4/9/2014
FSE	VILLA						4/11/2017
FSE	WLLA PIZZA						4/11/2017
FSE	VISITATION CHURCH				12/15/2017		4/11/2017
FSE	VIVA						4/11/2017
FSE	VIVA VEGAN CAFE				12/11/2008		10/1/2014
FSE	VOSTOK						11/6/2017
FSE	VUELVA A LA VIDA				6/22/2016		6/11/2014
FSE	VUELVE A LA VIDA						4/11/2017
FSE	WAFFLE STOP				12/10/2018		12/10/2018
FSE	WAL-MART #4137				3/27/2018		8/8/2013
FSE	WALGREEN'S #3519						4/11/2017
FSE	WART HOG BARBEQUE PIT INC						4/11/2017
FSE	WEATHERLY INN				7/6/2018		7/21/2016
FSE	WENDY'S #107						4/11/2017
FSE	WENDY'S #113				9/3/2014		9/3/2014
FSE	WENDY'S I VIETNAMESE RESTAURANT				9/25/2009		10/1/2014
FSE	WENDY'S #11353				11/6/2018		5/1/2013
FSE	WEST END PUB & GRILL				5/7/2009		10/1/2014
FSE	WESTGATE BAR AND GRILL				11/9/2017		4/11/2017
FSE	WETZEL'S PRETZELS				1/28/2019		4/11/2017
FSE	WHIMSY KITCHEN				9/5/2018		1/1/2013
FSE	WILD ORCHID						1/1/2013
FSE	WILDSIDE WINE						4/11/2017
FSE	WILSON HS STUDENT STORE						4/11/2017
FSE	WINCO FOODS #106				5/24/2017		1/1/2013
FSE	WINGSTOP				7/6/2018		1/14/2016
FSE	WOK & TERIYAKI HOUSE				10/8/2013		9/16/2013



2018 Form 1  
Industrial User Survey Program Summary

PRETREATMENT CATEGORY	COMPANY NAME	ADDRESS	CITY STATE ZIP	NAICS OR SIC CODES BUSINESS TYPE	SURVEY TYPE	DATE SURVEY SENT
FSE	WOK INN	7042 PACIFIC AVE	TACOMA WA 98408	722211 - Limited-Service Restaurants		
FSE	WOK V. TERIYAKI-HGI	1816 S MILDRED ST F	TACOMA WA 98465	722110 - Full-Service Restaurants		
FSE	WOODEN CITY	714 PACIFIC AVE	TACOMA WA 98402			
FSE	X GROUP MOBILE FOOD COMMAND CENTER	2811 6TH AVE	TACOMA WA 98406			
FSE	YWCA (TACOMA CENTER)	1144 MARKET ST	TACOMA WA 98402			
FSE	YOUNG'S GOOFY GOOSE	3702 6TH AVE	TACOMA WA 98406			
FSE	YOUNG'S QUICK STOP #3	6440 S TYLER ST	TACOMA WA 98409			
FSE	YUS TERIYAKI WOK	322 TACOMA AVE S	TACOMA WA 98402			
FSE	YULIANA	6956 S STEVENS ST	TACOMA WA 98409			
FSE	YUMMIES DONUTS CAKE/ICE CREAM	8042 PACIFIC AVE	TACOMA WA 98408			
FSE	ZENFULLY SWEET	1040 S GEIGER ST	TACOMA WA 98465	311821 - Cookie and Cracker Manufacturing	Short Form	5/11/2016
FSE	ZIP MART	522 S 38TH ST	TACOMA WA 98418			
FSE	ZOCALO	701 S 38TH ST	TACOMA WA 98418			
FSE	7-ELEVEN INC.	4328 6TH AVE	TACOMA WA 98406	44711 - Gasoline Stations with Convenience Stores		
FSE	ARBY'S #6117	6330 6TH AVE	TACOMA WA 98465	72211 - Full-Service Restaurants		
FSE	AVIATEUR	1498 PACIFIC AVE 300	TACOMA WA 98402			
FSE	AZIAN BUFFET	1610 S MILDRED ST	TACOMA WA 98465	722110 - Full-Service Restaurants		
FSE	BITE ME/FRIDAY'S COOKIES	2302 FAWCETT AVE	TACOMA WA 98402	311821 - Cookie and Cracker Manufacturing		
FSE	BOGEYS ON THE RANGE	4504 S TYLER ST	TACOMA WA 98409			
FSE	BOMBAY BISTRO - CLOSED	4328 6TH AVE	TACOMA WA 98406	722110 - Full-Service Restaurants		
FSE	C & D FOODS, DBA NEO WOOD FIRED PIZZA	8425 S HOSMER ST STE D, E	TACOMA WA 98444			
FSE	CALIFORNIA NIGHT CLUB BAR & GRILL	5604 E PORTLAND AVE A	TACOMA WA 98404			
FSE	CLOSED - LITTLE CEASARS PIZZA - 5916	5738 N 26TH ST	TACOMA WA 98406			
FSE	CLOSED - QUIZNOS CLASSIC SUBS	3602 6TH AVE	TACOMA WA 98406			
FSE	CLOSED - QUIZNOS SUBS #3559	5738 N 26TH ST	TACOMA WA 98406			
FSE	CLOSED - SIX OLIVES	2708 6TH AVE	TACOMA WA 98406			
FSE	CLOSED - SKIPPERS WESTGATE #124	2501 N PEARL ST	TACOMA WA 98406			

2018 Form 1  
Industrial User Survey Program Summary

PRETREATMENT CATEGORY	COMPANY NAME	DATE SURVEY RETURNED	DATE RESUBMITTAL REQUESTED	DATE COMPLETED SURVEY OBTAINED	LAST INSPECTION DATE	COMMENTS	Column 1
FSE	WOK INN				8/7/2015		6/6/2014
FSE	WOK V. TERIYAKI/HGI				8/5/2014		10/24/2013
FSE	WOODEN CITY						4/11/2017
FSE	X GROUP MOBILE FOOD COMMAND CENTER						4/11/2017
FSE	YWCA (TACOMA CENTER)						4/11/2017
FSE	YOUNG'S GOOFY GOOSE				12/14/2017		10/1/2014
FSE	YOUNG'S QUICK STOP #3				5/14/2018		4/11/2017
FSE	YUS TERIYAKI WOK						4/11/2017
FSE	YULIANA						7/3/2017
FSE	YUMMIES DONUTS CAKE/ICE CREAM						4/11/2017
FSE	ZENFULLY SWEET	6/13/2016	6/1/2016	6/22/2016			5/11/2016
FSE	ZIP MART				4/8/2008		10/1/2014
FSE	ZOCALO						4/11/2017
FSE	7-ELEVEN INC.				7/13/2011		10/1/2014
FSE	ARBYS #6117				5/12/2016		7/12/2013
FSE	AVIATEUR				9/15/2016		9/15/2016
FSE	AZIAN BUFFET				7/10/2014		10/22/2013
FSE	BITE ME/FRIDAY'S COOKIES				8/30/2013		5/1/2013
FSE	BOGEYS ON THE RANGE						4/11/2017
FSE	BOMBAY BISTRO - CLOSED				5/26/2017		1/1/2013
FSE	C & D FOODS, DBA NEO WOOD FIRED PIZZA				6/6/2011		10/1/2014
FSE	CALIFORNIA NIGHT CLUB BAR & GRILL						8/1/2016
FSE	CLOSED - LITTLE CAESARS PIZZA - 5916				10/15/2014		1/1/2013
FSE	CLOSED - QUIZNOS CLASSIC SUBS						1/1/2013
FSE	CLOSED - QUIZNOS SUBS #3559						1/1/2013
FSE	CLOSED - SIX OLIVES						1/1/2013
FSE	CLOSED - SKIPPERS WESTGATE #124				12/13/2011		10/1/2014

2018 Form 1  
Industrial User Survey Program Summary

PRETREATMENT CATEGORY	COMPANY NAME	ADDRESS	CITY STATE ZIP	NAICS OR SIC CODES BUSINESS TYPE	SURVEY TYPE	DATE SURVEY SENT
FSE	CLOSED - TASTE OF THE TOWN	455 ST HELENS AVE	TACOMA WA 98402	722 - Food Services and Drinking Places		
FSE	CLOSED - YETI YOGURT	2601 N PEARL ST	TACOMA WA 98407			
FSE	COLONADA PLUS	3612 CENTER ST D	TACOMA WA 98409			
FSE	CRESCENT HEIGHTS GROCERY	1139 BROWNS POINT BLVD	TACOMA WA 98422			
FSE	DAISY DIKES ESPRESSO	3906 S 74TH ST	TACOMA WA 98409			
FSE	DEFIANT GOLDFISH (THE)	5310 N PEARL ST	TACOMA WA 98407			
FSE	DELTA CLUB	734 PACIFIC AVE	TACOMA WA 98402			
FSE	DICKEYS BBQ	8425 S HOSMER ST 106 D	TACOMA WA 98444	722110 - Family restaurants, full service		
FSE	DOCK STREET SANDWICH COMPANY	1701 DOCK ST	TACOMA WA 98402			
FSE	DONALD G. TOPPING HOPE CENTER	3875 S 66TH ST	TACOMA WA 98409			
FSE	DUPLICATE - AFC SUSHI @ SAFEWAY #3424	2411 N PROCTOR ST	TACOMA WA 98406			
FSE	DUPLICATE - SHELL (PEARL FOOD MART)	5744 N 26TH ST	TACOMA WA 98406			
FSE	DUPLICATE - SHELL (SPRAGUE MINI MART)	1401 S SPRAGUE AVE	TACOMA WA 98405			
FSE	EAST & WEST CAFE	5319 TACOMA MALL BLVD	TACOMA WA 98409			
FSE	EL 7 MARES	8233 S PARK AVE	TACOMA WA 98408			
FSE	EMBLEM	1025 PACIFIC AVE	TACOMA WA 98402			
FSE	FLYING FISH SUSHI BAR & GRILL	2723 N PEARL ST	TACOMA WA 98407			
FSE	GIBSONS FROZEN YOGURT SHOPPE LLC	5916 N 26TH ST	TACOMA WA 98406			
FSE	HAPPY DRAGON CHINESE CUISINE	5104 6TH AVE SUITE 102	TACOMA WA 98465			
FSE	K-MART	5132 6TH AVE	TACOMA WA 98465			
FSE	KOREAN WOMEN'S ASSOCIATION	123 E 96TH ST	TACOMA WA 98445	624210 - Community meals, social services		
FSE	L A DREAM ICE CREAM	5427 S JUNETT ST	TACOMA WA 98409			
FSE	LADYBUG ESPRESSO - 2810 MARINE VIEW DR	2810 MARINE VIEW DR	TACOMA WA 98422			
FSE	LA S SOCIAS	8237 S PARK AVE	TACOMA WA 98408			
FSE	LOCH'S	928 PACIFIC AVE	TACOMA WA 98402	722 - Food Services and Drinking Places		
FSE	LOVE BY THE SLICE BAKING & CATERING COMPANY	2304 JEFFERSON AVE	TACOMA WA 98402	624210 - Community Food Services		
FSE	MARGARET'S KITCHEN	754 SAINT HELENS AVE	TACOMA WA 98402			

2018 Form 1  
Industrial User Survey Program Summary

PRETREATMENT CATEGORY	COMPANY NAME	DATE SURVEY RETURNED	DATE RESUBMITTAL REQUESTED	DATE COMPLETED SURVEY OBTAINED	LAST INSPECTION DATE	COMMENTS	Column 1
FSE	CLOSED - TASTE OF THE TOWN						1/1/2013
FSE	CLOSED - YETI YOGURT				7/8/2008		10/1/2014
FSE	COLONADA PLUS						4/11/2017
FSE	CRESCENT HEIGHTS GROCERY				11/9/2017		4/11/2017
FSE	DAISY DIKES ESPRESSO						4/11/2017
FSE	DEFIANT GOLDFISH (THE)				5/8/2008		10/1/2014
FSE	DELTAN CLUB				9/29/2011		10/1/2014
FSE	DICKEYS BBQ				8/10/2017		5/28/2014
FSE	DOCK STREET SANDWICH COMPANY				4/4/2012		10/1/2014
FSE	DONALD G. TOPPING HOPE CENTER						4/11/2017
FSE	DUPLICATE - AFC SUSHI @ SAFEWAY #3424						4/11/2017
FSE	DUPLICATE - SHELL (PEARL FOOD MART)						4/11/2017
FSE	DUPLICATE - SHELL (SPRAGUE MINI MART)						4/11/2017
FSE	EAST & WEST CAFE				7/22/2008		10/1/2014
FSE	EL 7 MARES				11/8/2018		10/1/2014
FSE	EMBLEM				5/16/2017		6/2/2015
FSE	FLYING FISH SUSHI BAR & GRILL						1/1/2013
FSE	GIBSONS FROZEN YOGURT SHOPPE LLC				3/28/2008		10/1/2014
FSE	HAPPY DRAGON CHINESE CUISINE				2/5/2009		10/1/2014
FSE	K-MART				5/26/2017		1/1/2013
FSE	KOREAN WOMEN'S ASSOCIATION				5/4/2018		8/20/2015
FSE	L A DREAM ICE CREAM						6/20/2016
FSE	LADYBUG ESPRESSO - 2810 MARINE VIEW DR				6/21/2017		4/11/2017
FSE	LAS SOCIAS				11/15/2018		10/1/2014
FSE	LOCHS				11/9/2016		1/1/2013
FSE	LOVE BY THE SLICE BAKING & CATERING COMPANY				8/4/2017		1/1/2013
FSE	MARGARET'S KITCHEN						4/11/2017

2018 Form 1  
Industrial User Survey Program Summary

PRETREATMENT CATEGORY	COMPANY NAME	ADDRESS	CITY STATE ZIP	NAICS OR SIC CODES BUSINESS TYPE	SURVEY TYPE	DATE SURVEY SENT
FSE	MCCABES	2611 PACIFIC AVE	TACOMA WA 98402			
FSE	MEXI TACOS	8235 S HOSMER ST	TACOMA WA 98408			
FSE	MINOELA - NEW AMERICAN BISTRO	604 FAWCETT AVE	TACOMA WA 98402			
FSE	NITE-N-DAY DELI	5516 E PORTLAND AVE	TACOMA WA 98404			
FSE	NORTH END TAVERN	2622 N PROCTOR ST	TACOMA WA 98407			
FSE	NUCKLES	4312 6TH AVE	TACOMA WA 98406	311821 - Bakery products, dry (e.g., biscuits, cookies, crackers), manufacturing	Short Form	11/6/2014
FSE	P&J'S WAFFLE DELIGHT	610 1/2 S OXFORD ST	TACOMA WA 98465			
FSE	PAESAN	1701 DOCK ST	TACOMA WA 98402	722110 - Family restaurants, full service, 722211 - Limited-Service Restaurants		
FSE	PAPA JOHN'S PIZZA #2958	4040 S ORCHARD ST W #10	FIRCREST WA 98466			
FSE	PEGASUS	1320 PUYALLUP AVE	TACOMA WA 98421	722110 - Full service restaurants		
FSE	PERINATAL TREATMENT SERVICES	4810 S WILKESON ST	TACOMA WA 98408			
FSE	PIZZA TIME (S. 12TH)	3906 S 12TH ST	TACOMA WA 98405			
FSE	PORTER BBQ	2615 E N ST	TACOMA WA 98421			
FSE	REYES GROCERY STORE	5604 E PORTLAND AVE	TACOMA WA 98404			
FSE	ROGERS ELEMENTARY SCHOOL	1301 E 34TH ST	TACOMA WA 98404			
FSE	SAKURA JAPANESE STEAK HSE	3630 S CEDAR ST	TACOMA WA 98409			
FSE	SHARI'S RESTAURANT	2303 N PEARL ST	TACOMA WA 98406			
FSE	SIMPLY ESPRESSO AND SUBS	601 N 1ST ST	TACOMA WA 98403	722 - Food Services and Drinking Places		
FSE	SOUL	2717 N PROCTOR ST	TACOMA WA 98407			
FSE	SWEET FOUNTAINS	2336 FAWCETT AVE	TACOMA WA 98402	42445 - Confectionery Merchant Wholesalers		
FSE	TABLE (THE)	2715 6TH AVE	TACOMA WA 98406			
FSE	TACOMA WALDORF SCHOOL	7104 6TH AVE	TACOMA WA 98465			
FSE	TAQUERIA LOS PARADOS	5604 E PORTLAND AVE F	TACOMA WA 98404	722211 - Limited-Service Restaurants		
FSE	WOK TERIYAKI IX	2941 S 38TH ST A2	TACOMA WA 98409			
FSE	ZODIAC SUPPER CLUB	1116 MARTIN LUTHER KING JR WAY	TACOMA WA 98405			
FSE	PUYALLUP TRIBE, EMERALD QUEEN CASINO	2024 E 29TH ST	TACOMA WA 98404			
FSE	ALWAYS COOK'N	5037 N PEARL ST	TACOMA WA 98407			

2018 Form 1  
Industrial User Survey Program Summary

PRETREATMENT CATEGORY	COMPANY NAME	DATE SURVEY RETURNED	DATE RESUBMITTAL REQUESTED	DATE COMPLETED SURVEY OBTAINED	LAST INSPECTION DATE	COMMENTS	Column 1
FSE	MCCABES				8/27/2008		10/1/2014
FSE	MEXI TACOS				11/26/2018		4/11/2017
FSE	MINOCCA - NEW AMERICAN BISTRO				3/3/2010		10/1/2014
FSE	NITE-N-DAY DELI				8/20/2018		4/11/2017
FSE	NORTH END TAVERN				12/12/2008		10/1/2014
FSE	NUCKLES			11/19/2015			5/12/2015
FSE	P&J'S WAFFLE DELIGHT						4/11/2017
FSE	PAESAN				8/20/2018		5/1/2013
FSE	PAPA JOHN'S PIZZA #2958						4/11/2017
FSE	PEGASUS				8/31/2015		6/30/2014
FSE	PERINATAL TREATMENT SERVICES				12/12/2017		4/11/2017
FSE	PIZZA TIME (S. 12TH)				2/4/2009		10/1/2014
FSE	PORTER BBQ						1/1/2013
FSE	REYES GROCERY STORE						4/11/2017
FSE	ROGERS ELEMENTARY SCHOOL				7/16/2008		10/1/2014
FSE	SAKURA JAPANESE STEAK HSE				10/31/2016		1/1/2013
FSE	SHARI'S RESTAURANT				2/6/2013		10/1/2014
FSE	SIMPLY ESPRESSO AND SUBS						1/1/2013
FSE	SOUL						4/11/2017
FSE	SWEET FOUNTAINS				4/1/2010		10/1/2014
FSE	TABLE (THE)						4/11/2017
FSE	TACOMA WALDORF SCHOOL						4/11/2017
FSE	TAQUERIA LOS PARADOS				5/12/2014		1/1/2013
FSE	WOK TERIYAKI IX						5/19/2015
FSE	ZODIAC SUPPER CLUB				11/15/2016		10/1/2014
FSE	PUYALLUP TRIBE, EMERALD QUEEN CASINO				12/5/2018		1/1/2013
FSE	ALWAYS COOK'N						6/21/2017

2018 Form 1  
Industrial User Survey Program Summary

PRETREATMENT CATEGORY	COMPANY NAME	ADDRESS	CITY STATE ZIP	NAICS OR SIC CODES BUSINESS TYPE	SURVEY TYPE	DATE SURVEY SENT
FSE	CHINESE CHRISTIAN CHURCH	5025 N PEARL ST	TACOMA WA 98407			
FSE	COLE'S BAR & GRILL	5811 N 51ST ST	TACOMA WA 98407			
FSE	DEBBIE N NOZAWA	5129 N PEARL ST	TACOMA WA 98407			
FSE	DON'S RUSTON MARKET & DELI LLC	5102 N WINNIFRED ST	TACOMA WA 98407			
FSE	GOOD BEGINNINGS INC.	4839 N PEARL ST	TACOMA WA 98407			
FSE	ICE CREAM SOCIAL - POINT RUSTON	5107 MAIN ST	RUSTON WA 98407			
FSE	LOVINO ITALIAN RESTAURANT	5101 N PEARL ST	TACOMA WA 98407			
FSE	TATANKA TAKE-OUT RESTAURANT	4915 N PEARL ST	TACOMA WA 98407			
FSE	TOTEM YACHT CLUB	5045 N HIGHLAND ST	TACOMA WA 98407			
FSE	UNICORN SPORTS BAR	5302 N 49TH ST	TACOMA WA 98407			
FSE	AVAMERE - TRANSITIONAL CARE FACILITY	630 S PEARL ST	TACOMA WA 98465			
FSE	BLIX ELEMENTARY SCHOOL	1302 E 38TH ST	TACOMA WA 98404	6111 - Educational Services, 611110 - Elementary and Secondary Schools		
FSE	BOYS AND GIRLS CLUB/TACOMA PUBLIC SCHOOLS	5136 N 26TH ST	TACOMA WA 98406			
FSE	BROWNS POINT ELEMENTARY	1526 51ST ST NE	TACOMA WA 98422			
FSE	BRYANT MONOSSORI, ELEMENTARY	717 S GRANT AVE	TACOMA WA 98405			
FSE	CRESCENT HEIGHTS ELEMENTARY	4110 NASSAU AVE NE	TACOMA WA 98422			
FSE	DELONG ELEMENTARY SCHOOL	4801 S 14TH ST	TACOMA WA 98405	611110 - Elementary and Secondary Schools		
FSE	DOWNING ELEMENTARY	2502 N ORCHARD ST	TACOMA WA 98406			
FSE	FAWCETT ELEMENTARY	126 E 60TH ST	TACOMA WA 98404	611110 - Elementary and Secondary Schools		
FSE	FORMER - GAULT MIDDLE SCHOOL	1115 E DIVISION LN	TACOMA WA 98404			
FSE	GRANT ELEMENTARY SCHOOL	1018 N PROSPECT ST	TACOMA WA 98406	611110 - Elementary and Secondary Schools		
FSE	GRAY MIDDLE SCHOOL	6229 S TYLER ST	TACOMA WA 98409	611110 - Elementary schools		
FSE	JEFFERSON ELEMENTARY	4302 N 13TH ST	TACOMA WA 98406	611110 - Elementary and Secondary Schools		
FSE	LARCHMONT ELEMENTARY	8601 E B ST	TACOMA WA 98445	611110 - Elementary schools		
FSE	LINCOLN HIGH SCHOOL	701 S 37TH ST	TACOMA WA 98418	611110 - High schools		
FSE	LISTER ELEMENTARY SCHOOL	2106 E 44TH ST	TACOMA WA 98404	611110 - Elementary and Secondary Schools		
FSE	LYON ELEMENTARY	101 E 48TH ST	TACOMA WA 98404	611110 - Elementary schools		

2018 Form 1  
Industrial User Survey Program Summary

PRETREATMENT CATEGORY	COMPANY NAME	DATE SURVEY RETURNED	DATE RESUBMITTAL REQUESTED	DATE COMPLETED SURVEY OBTAINED	LAST INSPECTION DATE	COMMENTS	Column 1
FSE	CHINESE CHRISTIAN CHURCH						6/20/2017
FSE	COLE'S BAR & GRILL						6/21/2017
FSE	DEBBIE N NOZAWA						6/20/2017
FSE	DON'S RUSTON MARKET & DELI LLC						6/20/2017
FSE	GOOD BEGINNINGS INC.						6/20/2017
FSE	ICE CREAM SOCIAL - POINT RUSTON						7/23/2018
FSE	LOVINO ITALIAN RESTAURANT						2/5/2016
FSE	TATANKA TAKE-OUT RESTAURANT						6/21/2017
FSE	TOTEM YACHT CLUB						6/20/2017
FSE	UNICORN SPORTS BAR						6/21/2017
FSE	AVAMERE - TRANSITIONAL CARE FACILITY				5/23/2018		3/14/2016
FSE	BLIX ELEMENTARY SCHOOL				2/2/2018		1/1/2013
FSE	BOYS AND GIRLS CLUB/TACOMA PUBLIC SCHOOLS				5/23/2017		1/1/2013
FSE	BROWNS POINT ELEMENTARY						4/11/2017
FSE	BRYANT MONOSSORI, ELEMENTARY				1/18/2018		10/1/2014
FSE	CRESCENT HEIGHTS ELEMENTARY				2/14/2018		10/1/2014
FSE	DELONG ELEMENTARY SCHOOL						1/1/2013
FSE	DOWNING ELEMENTARY						4/11/2017
FSE	FAWCETT ELEMENTARY				2/13/2018		1/1/2013
FSE	FORMER - GAULT MIDDLE SCHOOL				10/31/2017		10/1/2014
FSE	GRANT ELEMENTARY SCHOOL				6/21/2017		1/1/2013
FSE	GRAY MIDDLE SCHOOL				1/3/2019		1/1/2013
FSE	JEFFERSON ELEMENTARY				1/16/2018		1/1/2013
FSE	LARCHMONT ELEMENTARY				2/9/2018		1/1/2013
FSE	LINCOLN HIGH SCHOOL				2/6/2018		1/1/2013
FSE	LISTER ELEMENTARY SCHOOL				2/13/2018		1/1/2013
FSE	LYON ELEMENTARY				2/21/2017		5/28/2014



2018 Form 1  
Industrial User Survey Program Summary

PRETREATMENT CATEGORY	COMPANY NAME	ADDRESS	CITY STATE ZIP	NAICS OR SIC CODES BUSINESS TYPE	SURVEY TYPE	DATE SURVEY SENT
FSE	MANITOU PARK ELEMENTARY	4330 S 66TH ST	TACOMA WA 98409			
FSE	MANN ELEMENTARY	1002 S 52ND ST	TACOMA WA 98408	611110 - Elementary schools		
FSE	MASON MIDDLE SCHOOL	3901 N 28TH ST	TACOMA WA 98407	611110 - Elementary and Secondary Schools		
FSE	MEEKER MIDDLE SCHOOL	4402 NASSAU AVE NE	TACOMA WA 98422	611110 - Elementary and Secondary Schools		
FSE	REED ELEMENTARY	1802 S 36TH ST	TACOMA WA 98418	611110 - Elementary and Secondary Schools, 611110 - Elementary schools		
FSE	ROOSEVELT ELEMENTARY	3550 E ROOSEVELT AVE	TACOMA WA 98404	611110 - Elementary schools		
FSE	SHERMAN ELEMENTARY	4415 N 38TH ST	TACOMA WA 98407			
FSE	SKYLINE ELEMENTARY SCHOOL	2301 N MILDRED ST	TACOMA WA 98406			
FSE	ST. PATRICK SCHOOL	1112 N G ST	TACOMA WA 98403			
FSE	STADIUM HIGH SCHOOL	111 N E ST	TACOMA WA 98403	611110 - Elementary and Secondary Schools		
FSE	STEWART MIDDLE SCHOOL	5010 PACIFIC AVE	TACOMA WA 98408			
FSE	TACOMA SCHOOLS WASHINGTON HOYT ELEMENTARY	2615 N ADAMS ST	TACOMA WA 98407	611110 - Elementary and Secondary Schools		
FSE	TACOMA SCHOOLS BAKER MIDDLE SCHOOL	8001 S J ST	TACOMA WA 98408	722110 - Diners, full service		
FSE	TACOMA SCHOOLS JASON LEE MIDDLE SCHOOL	602 N SPRAGUE AVE	TACOMA WA 98403	611110 - Elementary and Secondary Schools		
FSE	TACOMA SCHOOLS MCKINLEY ELEMENTARY SCHOOL	3702 MCKINLEY AVE	TACOMA WA 98404	611110 - Elementary and Secondary Schools		
FSE	TRUMAN MIDDLE SCHOOL	5801 N 35TH ST	TACOMA WA 98407			
FSE	VISITATION SCHOOL	3306 S 58TH ST	TACOMA WA 98409			
FSE	WHITMAN ELEMENTARY	1120 S 39TH ST	TACOMA WA 98418	611110 - Elementary and Secondary Schools		
FSE	WHITTIER ELEMENTARY	777 ELM TREE LN	FIRCREST WA 98466			
FSE	WILLARD EARLY LEARNING CENTER	3201 S D ST	TACOMA WA 98418			
Needs Reviewed	WESTERN GRAFICS	5009 PACIFIC HWY E #12	FIFE WA 98424			
Needs Reviewed	ADVANCED WOMEN'S HEALTH PLLC	2102 N PEARL ST	TACOMA WA 98406		Short Form	6/27/2016
Needs Reviewed	BOSCOE'S	1206 S 11TH ST 1	TACOMA WA 98405			
Needs Reviewed	MICHAEL S ADAMS	2302 S UNION AVE	TACOMA WA 98405		Short Form	12/24/2015
Needs Reviewed	ALSCO INC	2011 SOUTH TACOMA WAY	TACOMA WA 98409	81232 - Drycleaning and Laundry Services (except Coin-Operated)		
Needs Reviewed	MAKEAD POWER & CONTROLS	1726 S PROSPECT ST	TACOMA WA 98405		Short Form	3/31/2016

2018 Form 1  
Industrial User Survey Program Summary

PRETREATMENT CATEGORY	COMPANY NAME	DATE SURVEY RETURNED	DATE RESUBMITTAL REQUESTED	DATE COMPLETED SURVEY OBTAINED	LAST INSPECTION DATE	COMMENTS	Column 1
FSE	MANITOU PARK ELEMENTARY				1/7/2019		1/1/2013
FSE	MANN ELEMENTARY				1/8/2019		5/28/2014
FSE	MASON MIDDLE SCHOOL				1/10/2018		1/1/2013
FSE	MEEKER MIDDLE SCHOOL				6/26/2017		7/29/2013
FSE	REED ELEMENTARY				2/14/2018		1/1/2013
FSE	ROOSEVELT ELEMENTARY				2/13/2018		6/10/2014
FSE	SHERMAN ELEMENTARY				11/22/2017		1/1/2013
FSE	SKYLINE ELEMENTARY SCHOOL				4/12/2018		1/1/2013
FSE	ST. PATRICK SCHOOL						4/11/2017
FSE	STADIUM HIGH SCHOOL				6/22/2018		1/1/2013
FSE	STEWART MIDDLE SCHOOL				6/10/2016		10/1/2014
FSE	TACOMA SCHOOLS WASHINGTON HOYT ELEMENTARY				1/9/2018		1/1/2013
FSE	TACOMA SCHOOLS BAKER MIDDLE SCHOOL				1/4/2019		5/1/2013
FSE	TACOMA SCHOOLS JASON LEE MIDDLE SCHOOL				1/31/2019		1/1/2013
FSE	TACOMA SCHOOLS MCKINLEY ELEMENTARY SCHOOL						1/1/2013
FSE	TRUMAN MIDDLE SCHOOL				4/12/2018		1/1/2013
FSE	VISITATION SCHOOL						4/11/2017
FSE	WHITMAN ELEMENTARY				2/14/2018		1/1/2013
FSE	WHITTIER ELEMENTARY						4/11/2017
FSE	WILLARD EARLY LEARNING CENTER				10/19/2017		1/1/2013
Needs Reviewed	WESTERN GRAFICS				10/22/2014		10/22/2014
Needs Reviewed	ADVANCED WOMEN'S HEALTH PLLC	10/21/2016		10/24/2016	9/11/2008		10/1/2014
Needs Reviewed	BOSCOES						10/23/2018
Needs Reviewed	MICHAEL S ADAMS	2/1/2016		3/3/2016			12/24/2015
Needs Reviewed	ALSCO INC				8/29/2014		10/1/2014
Needs Reviewed	MAKEAD POWER & CONTROLS			6/1/2016			3/30/2016

2018 Form 3A  
SIUs with Important Information Tabulated

Company Name	Contact Name	Contact Phone	Address	City/State/Zip	Categorical Standard	Primary Activity (Process/Products)
BHS SPECIALTY CHEMICALS	THOMAS FRASER	208-740-9369	2001 THORNE ROAD EAST	TACOMA, WA 98421	DESIGNATED SIU	UREA REPACKAGING
BRADKEN-ATLAS FOUNDRY	SUSAN WAGNER	253-475-3463	3021 SOUTH WILKESON STREET	TACOMA, WA 98421	40 CFR PART 464	STEEL AND STAINLESS STEEL FOUNDRY
BURLINGTON ENVIRONMENTAL	KEITH LUND	425-227-6120	1701 ALEXANDER AVENUE EAST	TACOMA, WA 98421	40 CFR PART 437	CENTRALIZED WASTE TREATMENT - MULTIPLE WASTESTREAMS
CARAUSTAR (FORMERLY SMURFIT-STONE)	MARK LINDSTROM	253-627-1197	809 EAST 26TH STREET	TACOMA, WA 98404	40 CFR PART 430	COMBINED PAPERBOARD MANUFACTURING
CATCHALL ENVIRONMENTAL SERVICES	JIM WINSKILL	253-572-0989	3221 CENTER ST	TACOMA, WA 98409	40 CFR PART 437	CENTRALIZED WASTE TREATMENT FACILITY - OIL WATER
DARLING INGREDIENTS INC	JOHN SMITH	253-572-3922	2045 MARC STREET	TACOMA, WA 98421	40 CFR PART 432	RENDERING PLANT
DELTA CAMSHAFT	JON BODWELL	253-383-4152	2366 TACOMA AVENUE SOUTH	TACOMA, WA 98409	40 CFR PART 433	METAL FINISHING
ECOTEX - HEALTHCARE LAUNDRY	TIM KINGS	253-627-1331	1115 EAST 25TH STREET	TACOMA, WA 98404	DESIGNATED SIU	COMMERCIAL LAUNDRY
EDMAN COMPANY	GEORGE EDMAN III	253-572-5306	2502 MARINE VIEW DRIVE	TACOMA, WA 98421	40 CFR PART 429	LOG STORAGE AND PROCESSING FACILITY
EMERALD SERVICES, INC.	MARC MCREYNOLDS	206-832-3100	1825 ALEXANDER AVENUE	TACOMA, WA 98421	40 CFR PART 437	RCRA HAZARDOUS WASTE TREATMENT AND STORAGE FACILITY
EVERGREEN AMERICA CORPORATION	MITCHELL POE	253-696-8389	4015 SR 509 NORTH FRONTAGE ROAD	TACOMA, WA 98404	DESIGNATED SIU	MARINE TERMINAL
FIBRO CORPORATION	SHARON ZHANG	253-503-3568	3101 SOUTH TACOMA WAY	TACOMA, WA 98409	40 CFR PART 430	MOLDED FIBER PRODUCTS
FEDERAL WAY RADIATOR	RON BUCKHOLZ	253-922-7200	8116 PACIFIC HIGHWAY EAST (FIFE)	TACOMA, WA 98424	DESIGNATED SIU	AUTOMOTIVE ENGINE AND RADIATOR REPAIR
FOSS LANDING MARINA	WALT POOLE	253-627-4344	1940 EAST D STREET	TACOMA, WA 98421	DESIGNATED SIU	MARINA AND DRY BOAT STORAGE
GARDNER-FIELDS COMPANY LLC	LARRY NORDI	253-627-4098/712	2240 TAYLOR WAY	TACOMA, WA 98421	40 CFR PART 443/455	PESTICIDE WHOLESALER & ROOFING MATERIALS MANUFACTURER
INDUSTRIAL RESEARCH PRODUCTS	DAVE HENSLEY	253-926-1575	2505 FRANK ALBERT RD	FIFE, WA 98424	POTENTIAL SIU	SURFACTANTS MANUFACTURING 40CFR PART 417
INNOVATIVE REPAIRS	GREG BAXLEY	253-926-6755	5225 7TH STREET E BUILDING 6	FIFE, WA 98424	40 CFR PART 442	MOBILE FLEET REPAIR, ISO TANK REPAIR AND CLEANING
JONES CHEMICAL	JAMES GROH	253-572-9043	1919 MARINE VIEW DRIVE	TACOMA, WA 98421	DESIGNATED SIU	INDUSTRIAL INORGANIC CHEMICAL MANUFACTURING, REPACKAGING AND BULK TERMINALING
LRI (PIERCE COUNTY RECYCLING, DISPOSAL & COMPOSTING)	GEORGE DUVENDACK	253-847-7555	30919 MERIDIAN STREET E	GRAHAM, WA 98338	DESIGNATED SIU	SOLID WASTE HANDLING
LUCKS FOOD DECORATING COMPANY	DANIEL ELLIOT	253-651-8408	3003 SOUTH PINE STREET	TACOMA, WA 98409	POTENTIAL SIU	FOOD MANUFACTURING
NORTHSTAR CHEMICAL	WALT STORY	253-606-3580	1919 MARINE VIEW DRIVE	TACOMA, WA 98421	DESIGNATED SIU	BULK CHEMICAL DISTRIBUTOR
NW ETCH TECHNOLOGY	JOHN DOOLEY	253-572-2401	2801 SOUTH HOOD STREET	TACOMA, WA 98409	40 CFR PART 433	PHOTOCHEMICAL MACHINING
ORION MARINE CONTRACTORS	DARYL SYLVESTER	253-562-1156	1851 TAYLOR WAY	TACOMA, WA 98421	DESIGNATED SIU	EQUIPMENT WASHING
PABCO ROOFING PRODUCTS	JASON ANDERSON	253-284-1221	1718 THORNE RD	TACOMA, WA 98421	DESIGNATED SIU	ROOFING MATERIALS MANUFACTURING
PACIFIC CONTAINER CORPORATION	BRYAN KIEHL	253-473-0330	4101 SOUTH 56TH STREET	TACOMA, WA 98409	DESIGNATED SIU	FOLDING PAPERBOARD MANUFACTURING
PACIFIC NW TERMINALS	BRAD CRAIG	253-370-7845	1749 MARINE VIEW DRIVE	TACOMA, WA 98421	DESIGNATED SIU	BULK PETROLEUM STORAGE
PERFORMANCE RADIATOR	TIM PAVOLKA	253-472-0586	2867 SOUTH TACOMA WAY	TACOMA, WA 98409	DESIGNATED SIU	RADIATOR SALES & REPAIR
PETROLEUM RECLAIMING SERVICES	TOM SMITH	253-383-4175	3003 TAYLOR WAY EAST	TACOMA, WA 98421	40 CFR PART 437	CENTRALIZED WASTE TREATMENT - OILY WASTE
PEXCO	JON GENTRY	253-284-8011	3110 70TH AVE E	FIFE, WA 98424	POTENTIAL SIU	PLASTICS MOLDING AND FORMING
HERITAGE CRYSTAL CLEAN, LLC	ANTONIO SANTOS	253-779-8474	1901 EAST D STREET	TACOMA, WA 98421	40 CFR PART 437	CENTRALIZED WASTE TREATMENT - OILY WASTE AND ANTI-FREEZE RECYCLING
PM TESTING	MATHEW HAGAR	253-922-1921	3921 PACIFIC HIGHWAY EAST (FIFE)	TACOMA, WA 98424	40 CFR PART 433	METAL FINISHING, NON-DESTRUCTIVE TESTING
PORT OF TACOMA/MAINTENANCE	DEANNA SEAMAN	253-383-9438	802 PORT CENTER ROAD	TACOMA, WA 98421	DESIGNATED SIU	PORT TERMINAL MAINTENANCE SHOP
POWDER COATING SYSTEMS	GREGG TAYLOR	253-627-3875	3133 SOUTH LAWRENCE STREET	TACOMA, WA 98409	40 CFR PART 433	POWDER COATING JOB SHOP

2018 Form 3A  
SIUs with Important Information Tabulated

Company Name	NAICS/SIC Codes	Total Water Use GPD	Domestic Discharge GPD	Process Discharge GPD	Wastewater Analyzed	Pretreatment Needed (Y/N)	Pretreatment Permit Issued
BHS SPECIALTY CHEMICALS	325181	5100	100	0	YES	YES	NO - ENGINEERING REPORT REQUIRED
BRADKEN-ATLAS FOUNDRY	3325	110	90	25	YES	YES	YES
BURLINGTON ENVIRONMENTAL	562211	1,260	1260	13,065	YES	YES	YES
CARAUSTAR (FORMERLY SMURFIT-STONE)	2631	2130	715	14486	YES	YES	YES
CATCHALL ENVIRONMENTAL SERVICES	562219	300	300	0	NO	YES	IN PROCESS - AWAITING CONSTRUCTION
DARLING INGREDIENTS INC	2077	48569	470	69472	YES	YES	YES
DELTA CAMSHAFT	332812	289	289	0	YES	YES	YES
ECOTEX - HEALTHCARE LAUNDRY	7219	31184	655	27146	YES	YES	YES
EDMAN COMPANY	321113	1164	171	5375.6	YES	YES	YES
EMERALD SERVICES, INC.	562211	13857	611	1387	YES	YES	YES
EVERGREEN AMERICA CORPORATION	488320	2047	988	2047	YES	YES	YES
FIBRO CORPORATION	2679	ZERO DISCHARGE				YES	YES
FEDERAL WAY RADIATOR	811118	PIERCE COUNTY PERMIT			NO	YES	YES
FOSS LANDING MARINA	4483	1432	57	1682	YES	YES	YES
GARDNER-FIELDS COMPANY LLC	324122/325320	ZERO DISCHARGE				YES	YES
INDUSTRIAL RESEARCH PRODUCTS	325998	40	40	0	NO	NO	CATEGORIZED AS MIU WITH FREQUENT INSPECTION
INNOVATIVE REPAIRS	561720	ZERO DISCHARGE			NO	YES	YES
JONES CHEMICAL	325188	ZERO DISCHARGE/18949.33				YES	YES
LRI (PIERCE COUNTY RECYCLING, DISPOSAL & COMPOSTING)	4953	NA	NA	62,000	YES	YES	YES
LUCKS FOOD DECORATING COMPANY	42449	6237	1380	4857	YES	NO	NO, STILL UNDER EVALUATION
NORTHSTAR CHEMICAL	424690	0	0	115	YES	YES	YES
NW ETOH TECHNOLOGY	3479	ZERO DISCHARGE/456		NA	NO	YES	YES
ORION MARINE CONTRACTORS	237990	475	375	100	NO	YES	YES
PABCO ROOFING PRODUCTS	324122	ZERO DISCHARGE			YES	YES	YES
PACIFIC CONTAINER CORPORATION	322212	316	259	57	YES	YES	YES
PACIFIC NW TERMINALS	463190	3641	186	3445	Yes	YES	YES
PERFORMANCE RADIATOR	811118	100		Zero discharge	NO	YES	YES
PETROLEUM RECLAIMING SERVICES	562219	2570	114	6791	YES	YES	YES
PEXCO	326121	800	600	200	Yes	NO	PERMIT REVIEWED AND SAMPLING CONDUCTED - DETERMINE TO BE DOMESTIC EQUIVALENT - CATEGORY B
HERITAGE-CRYSTAL CLEAN, LLC	562219	212	43	18500	YES	YES	YES
PHI TESTING	3479			1000	YES	YES	YES
PORT OF TACOMA/MAINTENANCE	4491		968	440	YES	YES	YES
POWDER COATING SYSTEMS	3479	309	171	50	YES	YES	YES

2018 Form 3A  
SIUs with Important Information Tabulated

Company Name	Contact Name	Contact Phone	Address	City/State/Zip	Categorical Standard	Primary Activity (Process/Products)
PUGET SOUND ENERGY	DAVE COOPER	425-627-4588	2200 EAST RIVER STREET	TACOMA, WA 98421	DESIGNATED SIU	GROUNDWATER REMEDIATION FACILITY
RAINIER BALLISTICS	DON SHRIDE	253-922-8722	4500 16TH STREET EAST (FIFE)	TACOMA, WA 98424	40 CFR PART 433	SMALL ARMS AMMUNITION MANUFACTURER
SEATAC INFILTE SERVICES (BON AIRE LINEN)	JULIE IRWIN	253-472-0675	5215 SOUTH TACOMA AVE	TACOMA, WA 98409	FLOW	NOW SEATAC IN FLIGHT SERVICES
SEVEN SAs BREWERY	MIKE RUIVON	253-866-3703	2101 JEFFERSON AVE	TACOMA, WA 98402	NON-SIU	BREWERY
SUPERIOR LINEN	LEE BALDAUF	253-383-2636	1012 CENTER STREET	TACOMA, WA 98409	FLOW	COMMERCIAL LAUNDRY
TARGA SOUND TERMINALS	TROY GOODMAN	253-272-9348	2628 MARINE VIEW DRIVE NORTHEAST	TACOMA, WA 98421	40 CFR PART 437	CENTRALIZED WASTE TREATMENT - OILY WASTE
TOMLINSON LINEN	JOEL MCALLISTER	253-627-1177	2902 SOUTH 12TH STREET	TACOMA, WA 98409	FLOW	COMMERCIAL LAUNDRY
TRUCK RAIL HANDLING	MIKE MCPHERSON	253-383-1009x105	457 EAST 18TH STREET	TACOMA, WA 98421	DESIGNATED SIU	TRANSLOADING BULK FREIGHT
TWO RAVENS LLC	ED KROUPA	253-327-1730	2502 COMMERCE STREET	TACOMA, WA 98405	40 CFR PART 464	FINE ART INVESTMENT CASTING WITH SURFACE TREATMENT
VIGOR MARINE	SCOTT J. ROSSITER	253-627-9136	313 EAST F STREET	TACOMA, WA 98421	POTENTIAL SIU	SHIP REPAIR
WCI dba MURREY'S DISPOSAL	JOSH METCALF	253-896-3293	4822 70TH AVENUE EAST	FIFE, WA 98424	DESIGNATED SIU	SOLID WASTE SERVICES
WSDOT/CH2M HILL (LILYBLAD SITE REMEDIATION)	MARIO LOPEZ	425-233-3483	2244 PORT OF TACOMA ROAD	TACOMA, WA 98421	DESIGNATED SIU	GROUNDWATER REMEDIATION SYSTEM
GLOBAL TECH PLASTICS	DAVE WHEELER	253-854-4100	5556 8TH ST E	FIFE, WA 98424	NON-SIU	PLASTIC INJECTION MOLDING
GRAYMONT	PAUL LINER	253-428-6578	1220 E ALEXANDER AVE	TACOMA, WA 98421	NON-SIU	LIME MANUFACTURING
MILGARD VINYL EXTRUSION	DAVE BUFFELEN	253-330-0350	1001 54TH AVE E	FIFE, WA 98424	NON-SIU	VINYL EXTRUSION
TPU DECANT	MIKE RHUBRIGHT	253-502-8520	3628 S 35TH ST	TACOMA, WA 98409	POTENTIAL SIU	DECANT FACILITY
WEST ROCK	KARL SCHUMACKER	253-596-0286	801 E PORTLAND AVE	TACOMA, WA 98421	FLOW - State Permit	PAPERBOARD MILL
MILTON DECANT FACILITY	JAMIE CARTER	253-517-2708	714 KENT STREET	MILTON, WA 98354	POTENTIAL SIU	DECANT FACILITY
TACOMA TRUCK WASH	MUHAMMAD QATrani	206-834-5175	1820 PORTLAND AVE	TACOMA, WA 98421	SIU	TRUCK WASH

2018 Form 3A  
 SIUs with Important Information Tabulated

Company Name	NAICS/SIC Codes	Total Water Use GPD	Domestic Discharge GPD	Process Discharge GPD	Wastewater Analyzed	Pretreatment Needed (Y/N)	Pretreatment Permit Issued
PUGET SOUND ENERGY	4963	0	0	18,680	YES	YES	YES
RANIER BALLISTICS	332992	ZERO DISCHARGE				YES	YES
SEATAC INFILTE SERVICES (BON AIRE LINEN)	7218	20798	684	18510	YES	YES	YES
SEVEN SEAS BREWERY	312120	12075	2000	8075	NO	YES	NO PERMIT REQUIRED
SUPERIOR LINEN	7213	59187	3856	52887	YES	YES	YES
TARGA SOUND TERMINALS	424710	8831	515	14105	YES	YES	YES
TOMLINSON LINEN	812331	45003	784	40129	YES	YES	YES
TRUCK RAIL HANDLING	484220/488210	4906	171	329	NO	YES	YES
TWO RAVENS LLC	331525	ZERO DISCHARGE	30	0	NO	YES	YES
VIGOR MARINE	336611	100	100	0	NO	NOT PERMITTED	NOT PERMITTED
WCI dba MURREY'S DISPOSAL	562111	1030	0	1030	YES	YES	YES
WSDOT/CH2M HILL (LLYBLAD SITE REMEDIATION)	541380	1965	0	1965	YES	YES	YES
GLOBAL TECH PLASTICS	424610	NOT OPEN IN FFE LOCATION YET					NO
GRAYMONT	327410	5325					NO
MILGARD VINYL EXTRUSION	336199	55,220	220	55000	NO	NO	NO
TPU DECANT	561210	0	0	0	YES	YES	YES
WEST ROCK	322130	1,200,000					STATE PERMIT
MILTON DECANT FACILITY	561210	PIERCE COUNTY PERMIT	0	0	NO	YES	NO, UNDER CONSTRUCTION
TACOMA TRUCK WASH	811192	PENDING	PENDING	6500	PENDING	YES	YES

2018 Form 3B  
MILUs with Important Information Tabulated

Company Name	Contact Name	Contact Phone	Address	City/State/Zip	SIC/NAICS codes
ACTION SERVICES	JAKE KENNEDY	(253) 759-7408	7453 S MADISON ST	TACOMA WA 98409	42469 - Other Chemical and Allied Products Merchant Wholesalers, 561790 - Parking lot cleaning (e.g., power sweeping, washing) services
ARCLIN	BAHMAN NAHORAY	(253) 225-6556	2144 MILWAUKEE WAY	TACOMA WA 98421	325211 - Acetal resins manufacturing
BACCUS DETAILING	KEITH BACCHUS	(253) 680-7143	5601 N 37TH ST CC7	TACOMA WA 98407	811192 - Car Washes
BATES ECEAP (SOUTH)	Dee Nelons	(253) 680-7143	2201 S 78TH ST	TACOMA WA 98409	611210 - Schools, junior college vocational
BJ'S BREW PUB	MIKE WEST	(253) 620-3067	4502 S STEELE ST 1500	TACOMA WA 98409	312120 - Breweries
BLACK FLEET BREWING	Kyle Maxwell	(253) 327-1641	2302 FAWCETT AVE	TACOMA WA 98402	312120 - Breweries
BLAST PRESSURE WASH SYSTEMS	Patrick Cookson	(253) 846-8441	PO BOX 4163	SPANAWAY WA 98387	811192 - Automotive washing and polishing
BRADKEN MACHINE SHOP	Susan Wagner	(253) 475-3464	3611 S WARNER ST	TACOMA WA 98409	332710 - Machine Shops
BROWN & HALEY	AARON KASIE	(253) 620-3067	110 E 26TH ST	TACOMA WA 98421	311330 - Baking chocolate made from purchased chocolate, 311330 - Chocolate covered candy bars made from purchased chocolate, 311340 - Candy bars, nonchocolate, manufacturing
CHIHULY STUDIO	TERRY RISHEL	(253) 383-1213	1401 ST PAUL AVE	TACOMA WA 98421	32721 - Glass and Glass Product Manufacturing
CITADEL MARINE CENTER	STEVE FRIEDLEY	(253) 627-0704	401 E ALEXANDER AVE	TACOMA WA 98421	81149 - Other Personal and Household Goods Repair and Maintenance
DUNAGAN BREWING	JESSE DUNAGAN	(253) 226-9829	1126 COMMERCE ST UNIT 2	TACOMA WA 98402	312120 - Breweries
DYSTOPIAN STATE BREWING	Shane McElwrath	(253) 302-3466	611 S BAKER ST	TACOMA WA 98402	312120 - Breweries
ENGINE HOUSE NO. 9	JAMES RIVERIA	(253) 272-3435	611 N PINE ST	TACOMA WA 98406	312120 - Breweries
EPIC INDUSTRIAL SERVICES	DAVID GREGORY	(253) 230-2440	2434 E 11TH ST	TACOMA WA 98421	561499 - Address bar coding services, 561499 - All Other Business Support Services, 811310 - Commercial and Industrial Machinery and Equipment (except Automotive and Electronic) Repair and Maintenance
FISH BREWING PUB AND EATERY	MATTHEW R LISOWSKI, SR	(253) 507-4970	5108 MAIN STREET	RUSTON WA 98407	312120 - Beer brewing
FRANCO FISH PRODUCTS INC	FRANK KARWOSKI	(253) 627-1570	2544 FAWCETT AVE	TACOMA WA 98402	311711 - Camery, fish
GENERAL PLASTICS MFG CO	MARK RITCHEY	(253) 507-4970	4910 S BURLINGTON WAY	TACOMA WA 98409	326150 - Cushions, carpet and rug, urethane and other foam plastics (except polystyrene), manufacturing
GIG HARBOR BREWING COMPANY	John Fosberg	(253) 474-0672	3120 SOUTH TACOMA WAY	TACOMA WA 98409	312120 - Breweries
HARMON PUB & BREWERY	Kristen Liane	(253) 383-2739	1938 PACIFIC AVE	TACOMA WA 98402	312120 - Breweries, 722110 - Full-Service Restaurants
HARMON TAPROOM & BREWERY	Pat Nagle	(253) 212-2725	204 ST HELENS AVE	TACOMA WA 98402	312120 - Ale brewing
HUMAN LIFE OF WASHINGTON	Esther Huml-Rippinger	(253) 517-7733	5013 PACIFIC HWY E #5	FIFE WA 98424	813319 - Other Social Advocacy Organizations

2018 Form 3B  
MILUs with Important Information Tabulated

Company Name	Total Water Use	Domestic Discharge	Process Discharge	Wastewater Analyzed	Pretreatment Needed (Y/N)	Comments
ACTION SERVICES	278.37				N	
ARCLIN					N	Sent on 3/28/18 but it came back with a note giving a new address. Resending to 7623 193rd St Cl E, Spanaway, WA 98387-5062
BACCUS DETAILING					N	Mobile buisness no water used from address
BATES ECEAP (SOUTH)	1620.04				N	
BJ'S BREW PUB	6827.46				Y	BREW PUB
BLACK FLEET BREWING					Y	Not up and running yet
BLAST PRESSURE WASH SYSTEMS					N	MOBILE WASHER
BRADKEN MACHINE SHOP	154.33				N	Machine Shop
BROWN & HALEY	11554.85				Y	Confectionary
CHIHULY STUDIO	303.16				N	Glass and Gla
CITADEL MARINE CENTER	7965.32				N	
DUNAGAN BREWING	6711.06				Y	BREW PUB
DYSTOPIAN STATE BREWING	6711.06				Y	BREW PUB
ENGINE HOUSE NO. 9	1347.90				Y	BREW PUB
EPIC INDUSTRIAL SERVICES	52.36				N	Confirmed Categorization through inspection
FISH BREWING PUB AND EATERY					Y	BREW PUB
FRANCO FISH PRODUCTS INC	34.11				Y	Cannery
GENERAL PLASTICS MFG CO	1051.61				N	BREW PUB
GIG HARBOR BREWING COMPANY					Y	BREW PUB
HARMON PUB & BREWERY	1663.04				Y	BREW PUB
HARMON TAPROOM & BREWERY	1440.65				Y	Small batch brewery 40 gallon runs
HUMAN LIFE OF WASHINGTON					N	ZERO DISCHARGE - SUBJECT TO 40 CFR PART 417 SUBPART P; Pending Review



2018 Form 3B  
MILUs with Important Information Tabulated

Company Name	Contact Name	Contact Phone	Address	City/State/Zip	SIC/NAICS codes
INDUSTRIAL RESEARCH PRODUCTS	DAVE HENSLEY	(253) 926-1575	2505 FRANK ALBERT RD	FIFE, WA 98424	325611 - Detergents (e.g., dishwashing, industrial, laundry) manufacturing, 325998 - Activated carbon or charcoal manufacturing, 424690 - Detergents merchant wholesalers
JANKY OX BREWING PROJECT	JAY AND SHAWN	<meta http-equiv="refresh" content="0"; URL=/pages/Janky-Ox-Brewing-Project/380847192281671?_fb_noscript=1"/>	3715 S 7TH ST	TACOMA WA 98405	312120 - Breweries
MCFARLAND CASCADE POLE & LUMBER CO	EDWARD SMITH	http://www.jankyox.com	1640 MARC AVE	TACOMA WA 98421	32111 - Sawmills and Wood Preservation
MILGARD MANUFACTURING - PULTRUSION DIVISION	DAVE BUFFELEN	(253) 330-0350	2935 70TH AVE E	FIFE WA 98424	326199 - All Other Plastics Product Manufacturing
MISSION FOODS - GRUMA CORPORATION	JAVIER BAIREZ	(253) 922-6572	6611 VALLEY AVE E	FIFE WA 98424	311830 - Tortillas manufacturing
MOTIVE POWER MARINE	BEN MCDOWELL	(907) 299-5111	401 E ALEXANDER AVE	TACOMA WA 98421	811310 - Commercial and Industrial Machinery and Equipment (except Automotive and Electronic) Repair and Maintenance
MULTICARE TACOMA GENERAL / MARY BRIDGE HOSPITAL	TERESA BAUMGARTEN	(253) 459-7300	315 MARTIN LUTHER KING JR WAY	TACOMA WA 98405	622 - Hospitals
MULTIMODAL ENGINEERING	Darryl Caretti	(425) 508-2933	1101 PORT OF TACOMA RD	TACOMA WA 98421	498320 - Loading and unloading services at ports and harbors
NARROWS BREWING COMPANY	Scitt Wagner	(253) 327-1400	9007 S 19TH ST #200	TACOMA WA 98465	312120 - Ale brewing
NORTH END TREATMENT PLANT - WWTP	Dave Clark	(253) 591-5599	4002 N WATERVIEW ST	TACOMA WA 98407	221320 - Sewage treatment plants or facilities
NORTHERN FISH COMPANY, INC	DAN OWEN	(253) 475-3858	3911 S 56TH ST	TACOMA WA 98409	311712 - Chowders, frozen fish and seafood, manufacturing, 311712 - Fresh and Frozen Seafood Processing
ODD OTTER BREWING COMPANY	JOHN HOTCHKISS	(253) 209-7064	716 PACIFIC AVE	TACOMA WA 98402	312120 - Ale brewing, 312120 - Beer brewing
OLD SOLDIER DISTILLERY	ANDREW FAIRCHOK	(253) 223-4306	309 PUYALLUP AVE	TACOMA WA 98421	312140 - Distilling alcoholic beverages (except brandy)
PACIFIC BREWING & MALTING CO	STEVE NAVARRO	(253) 383-2337	610 PACIFIC AVE	TACOMA WA 98402	312120 - Breweries
PALMERSTON CELLARS	Geoff Shurtleff	253-237-4661	1114 N VERDE ST	TACOMA WA 98406	312130 - Wineries
PEPSI BOTTLING GROUP	MIKE SOUTHARD	(253) 207-6001	3101 S PINE ST	TACOMA WA 98409	312111 - Artificially carbonated waters manufacturing, 312111 - Soft Drink Manufacturing

2018 Form 3B  
MILUs with Important Information Tabulated

Company Name	Total Water Use	Domestic Discharge	Process Discharge	Wastewater Analyzed	Pretreatment Needed (Y/N)	Comments
INDUSTRIAL RESEARCH PRODUCTS					N	Detergent mfg
JANKY OX BREWING PROJECT					Y	BREW PUB
MCFARLAND CASCADE POLE & LUMBER CO	13703.14				N	Saw mill
MILGARD MANUFACTURING - PULTRUSION DIVISION					N	Vinal Window Mfg
MISSION FOODS - GRUMA CORPORATION					Y	Food Production
MOTIVE POWER MARINE	7965.32				N	Commercial Ship Repair
MULTICARE TACOMA GENERAL / MARY BRIDGE HOSPITAL	1115.19				Y	Hospital
MULTIMODAL ENGINEERING					N	
NARROWS BREWING COMPANY	1340.88				Y	BREW PUB
NORTH END TREATMENT PLANT - WWTP 3					Y	
NORTHERN FISH COMPANY, INC	13408.13				Y	Fish Processor
ODD OTTER BREWING COMPANY	3203.21				Y	BREW PUB
OLD SOLDIER DISTILLERY					Y	Distillery
PACIFIC BREWING & MALTING CO	3929.14				Y	BREW PUB
PALMERSTON CELLARS	167.48				Y	Winery
PEPSI BOTTLING GROUP	545.61				N	Bottling

2018 Form 3B  
MILUs with Important Information Tabulated

Company Name	Contact Name	Contact Phone	Address	City/State/Zip	SIC/NAICS codes
PEXCO	PETER SPEAR	(253) 284-8000	3110 70TH AVE E	FIFE WA 98424	326199 - All Other Plastics Product Manufacturing
RAIN TECH INCUBATOR (THE WEDGE)	DANE JENSEN	(253) 693-8238	2304 JEFFERSON AVE	TACOMA WA 98402	541711 - Biotechnology research and development laboratories or services
RAM BREWERY	STEVE KIRVEN	(253) 756-7886	5001 S WASHINGTON ST	TACOMA WA 98409	312120 - Ale brewing
RAM RESTAURANT & BREWERY	MIKE FRANCIS	(253) 756-7886	3001 RUSTON WAY	TACOMA WA 98402	722110 - Full-Service Restaurants
SEVEN SEAS BREWERY	MIKE RUNION	(253) 572-7770	2101 JEFFERSON AVE	TACOMA WA 98402	312120 - Beer brewing, 32721 - Glass and Glass Product Manufacturing
SPECTRA LABORATORIES	LORI HAMILTON	(253) 272-4850	2221 ROSS WAY	TACOMA WA 98421	541380 - Acoustics testing laboratories or services
STERLING REFERENCE LAB	Jeff Meacham	(253) 552-1551	2617 E L ST	TACOMA WA 98421	
SUPERIOR WASH	BRETT RYAN	(877) 794-9274	3260 B ST NW STE A	Auburn WA 98001	811192 - Mobile car and truck washes
TACOMA BREWING CO.	MORGAN ALEXANDER	(253) 242-3370	1116 COURT E	TACOMA WA 98402	312120 - Breweries
U.S. OIL & REFINING CO.	ROBERT REDD	(253) 383-1651	3001 MARSHALL AVE	TACOMA WA 98421	324110 - Acid oils made in petroleum refineries, 324110 - Crude oil refining, 324110 - Oil (i.e., petroleum) refineries
URBAN ACCESSORIES INC	DAN JONES	(253) 572-1112	465 E 15TH ST	TACOMA WA 98421	331422 - Aircraft and automotive wire or cable made from purchased copper in wire drawing plants
VIGOR MARINE	GORDON ERICKSON	(253) 627-9136	313 E F ST	TACOMA WA 98421	33661 - Ship and Boat Building, 336611 - Barge building
WESTROCK	KARL SCHUMACHER	(253) 572-2150	801 E PORTLAND AVE	TACOMA WA 98421	322219 - MANUFACTURING OF PAPER AND PACKAGING PRODUCTS
WINGMAN BREWERS	KEN THOBURN	(253) 256-5240	509 PUYALLUP AVE 1/2	TACOMA WA 98421	312120 - Beer brewing
XPO LOGISTICS FREIGHT, INC.	MARK MCCOY	(253) 926-2251	7211 28TH ST E	FIFE WA 98424	493120 - Bonded warehousing, refrigerated

2018 Form 3B  
MILUs with Important Information Tabulated

Company Name	Total Water Use	Domestic Discharge	Process Discharge	Wastewater Analyzed	Pretreatment Needed (Y/N)	Comments
PEXCO					N	
RAIN TECH INCUBATOR (THE WEDGE)	97.00				N	Incubator
RAM BREWERY	597.73				Y	BREW PUB
RAM RESTAURANT & BREWERY	2282.69				Y	BREW PUB
SEVEN SEAS BREWERY					Y	BREW PUB
SPECTRA LABORATORIES	283.58				N	Analytical lab
STERLING REFERENCE LAB	2592.28				N	Toxicology lab
SUPERIOR WASH					Y	Mobil Wash
TACOMA BREWING CO.	249.08				Y	6/22/2016 Uploaded 2nd notice letter.
U.S. OIL & REFINING CO.	432011.58				Y	Received short form 12/12/14 - Cast iron products
URBAN ACCESSORIES INC					N	
VIGOR MARINE	455.81				N	Ship Repair
WESTROCK					Y	Paper Board
WINGMAN BREWERS					Y	BREW PUB
XPO LOGISTICS FREIGHT, INC.					N	mobile washer outside of Tacoma. No survey

2018 Form 3C  
Industrial Users Eliminated from Survey Efforts

Company Name and Address	Contact Name and Address	Business Type	NAICS	Uncontaminated Consumption (Irrigation water)	Billed Consumption Sewer	Total Flow Rate (GPD)	Domestic	Total Water Consumption	Comments
EMERALD QUEEN CASINO	JOSHUA STANLEY, MANAGER (253) 692-4382	CASINO & RESTAURANT	721120	460	67,234.51	1,083,112	1,083,112	67,694.51	No process wastewater discharged.
GENERAL METALS OF TACOMA INC	253-572-4000	Metal recycler	33232	125	44,647.46	1,343,174	1,343,174	44,772.46	Direct Discharger.
GEORGIA PACIFIC GYPSUM CORP	DON JORDON, OWNER (253) 627-2100 X 111811	GYPSUM PRODUCTS MANUFACTURING	327420		69,896.97	3,914,230	3,914,230	69,896.97	No process water discharged. Domestic waste only.
JAMES HARDIE BLDG PRODUCTS INC	253-847-8700	fiber-cement building materials	327310	119007	242.05	1,788,736	1,788,736	119,249.05	No process water discharged. Domestic waste only.
JAMES HARDIE BLDG PRODUCTS INC	253-847-8700	fiber-cement building materials	327310	98954	284.38	2,977,451	2,977,151	99,238.38	No process water discharged. Domestic waste only.
METRO PARKS DISTRICT	WAYNE WILLIAMS, BUSINESS & OPERATIONS DIRECTOR (253) 305-1091	NATURE PARKS & OPEN SPACE	712190	1436450	409.38	159651,042	159651,042	1,436,859.38	Point Defiance Park - mainly irrigation water.
MULTICARE HEALTH SYSTEMS	Paul Prokovich 253-403-1254	Medical offices			33,528.93	301,760	301,760	33528.93378	No process wastewater discharged.
PIERCE COUNTY FACILITIES MANAGEMENT	ROBERT CARR, MAINTENANCE & OPERATIONS DIVISION MANAGER (253) 798-7223	JAIL	92214		45,510.65	819,192	819,192	45,510.65	No process wastewater discharged.
ST JOSEPH MEDICAL CENTER	MIKE ANDERSON, FACILITY MANAGER (253) 426-6929	HOSPITAL	622110		25,151.69	100606,748	100,607	25151.687	No process wastewater discharged.
TACOMA SCHOOL DISTRICT	Don Woods 253-571-1000	Public School	611110	650	40,562.56	41,213	41,213	40,562.56	No process wastewater discharged.
TACOMA SCHOOL DISTRICT	Don Woods 253-571-1000	Public School	611110		28,945.85	839,430	839,430	28945.84607	No process wastewater discharged.
UNIVERSITY OF PUGET SOUND	Jay Becker 253-879-3232	University	611310		33,978.84	271,831	271,831	33,979	No process wastewater discharged.
US OIL & REFINING	Ty Gaub 253-383-1651	Petroleum Refining	324110	125	431,886.58	11,664,313	11,664,313	432,011.58	Small quantity of domestic waste only.



**APPENDIX C**  
**INDUSTRIAL USER SAMPLING RESULTS AND**  
**COMPLIANCE SUMMARY**





Table C-1 Bradken - Atlas Foundry  
2018 Compliance Comparison

		New Radiography Building											
		January	February	March	April	May	July	August	September	October	November	December	
Date													
Parameter	Units												
	Limit												
pH	SU	NR	NR	NR	6.54	NR	NR	NR	NR	NR	NR	NR	
Temperature	NA	NR	NR	NR	8.1	NR	NR	NR	NR	NR	NR	NR	
Silver	mg/L	NR	NR	0.007	0.0425	0.007	0.007	0.007	NR	0.072	0.065	0.11	

P - POTW Monitoring  
S - Self Monitoring  
NR - Not Run

Old Radiography Building

		Old Radiography Building											
		January	February	March	April	May	June	July	August	September	October	November	December
Date													
Parameter	Units												
	Limit												
pH	SU	NR	NR	NR	NR	NR	6.32	NR	NR	NR	NR	NR	NR
Temperature	NA	NR	NR	NR	NR	NR	22.6	NR	NR	NR	NR	NR	NR
Silver	mg/L	0.0680	NR	0.007	0.007	NR	0.0582	NR	NR	0.023	NR	NR	0.016

P - POTW Monitoring  
S - Self Monitoring  
NR - Not Run



Table C-2a Burlington Environmental LLC  
2018 Contact Stormwater Compliance Comparison

Category	Parameter	Unit	Limit	January												Jan Avg	February			March			March Avg	
				1/2/18	1/4/18	1/8/18	1/16/18	1/18/18	1/24/18	1/29/18	1/31/18	1/31/18	2/1/18	2/6/18	2/26/18		3/2/18	3/22/18	3/26/18					
Volume, Temperature, and pH				S1712017-01	S1801022-01	S1801028-01	S1801024-01	S1801024-01	S1801024-01	S1801024-01	S1801024-01	S1801024-01	S1801024-01	S1801024-01	S1801024-01	S1802005-01	S1802006-01	S180322-01	S180322-01	S180322-01	S180322-01			
Volume	Gallon		50,000	24811	24609	25439	24445	25894	25761	24123						23727	23914	24647						
Temperature	°F																							
pH	pH Units		5.50 - 11	7.46	8.20	9.30	9.38	7.9	7.74	8.55						7.72	7.65	7.38						
BTEX	Ethylbenzene	mg/L																						
	m,p-Xylene	mg/L																						
	o-Xylene	mg/L																						
	Toluene	mg/L																						
	BOD	mg/L																						
Conventional	Cyanide, Total	mg/L	0.64	0.01 U	0.01 U	0.01 U	0.01 U	0.01 U	0.01 U	0.01 U	0.01 U	0.01 U	0.01 U	0.01 U	0.01 U	0.01 U	0.01 U	0.01 U	0.01 U	0.01 U	0.01 U	0.01 U	0.01 U	
	Phenols, Total	mg/L																						
	Total Suspended Solids	mg/L																						
	Benzo(a)anthracene	mg/L																						
	Benzo(a)pyrene	mg/L																						
HPAHs	Benzo(b)fluoranthene	mg/L																						
	Benzo(g,h,i)perylene	mg/L																						
	Chrysene	mg/L																						
	Dibenz(a,h)anthracene	mg/L																						
	Fluoranthene	mg/L																						
	Indeno(1,2,3-c,d)pyrene	mg/L																						
	Pyrene	mg/L																						
	2-Methylnaphthalene	mg/L																						
	Acenaphthene	mg/L																						
	LPAHs	Acenaphthylene	mg/L																					
Anthracene		mg/L																						
Fluorene		mg/L																						
Naphthalene		mg/L																						
Phenanthrene		mg/L																						
Anthracene		mg/L																						
Fluorene		mg/L																						
Naphthalene		mg/L																						
Phenanthrene		mg/L																						
Anthracene		mg/L																						
Metals	Antimony	mg/L																						
	Arsenic	mg/L	0.1	0.05 U	0.05 U	0.05 U	0.05 U	0.05 U	0.05 U	0.05 U	0.05 U	0.05 U	0.05 U	0.05 U	0.05 U	0.05 U	0.05 U	0.05 U	0.05 U	0.05 U	0.05 U	0.05 U	0.05 U	
	Barium	mg/L																						
	Beryllium	ug/L																						
	Cadmium	mg/L	0.25	0.003 U	0.003 U	0.003 U	0.003 U	0.003 U	0.003 U	0.003 U	0.003 U	0.003 U	0.003 U	0.003 U	0.003 U	0.003 U	0.003 U	0.003 U	0.003 U	0.003 U	0.003 U	0.003 U	0.003 U	
	Chromium	mg/L	1	0.032	0.027	0.056	0.007 U	0.021	0.056	0.028	0.018	0.023	0.015	0.016	0.006 U	0.016	0.006 U	0.028	0.016	0.006 U	0.028	0.016	0.006 U	
	Cobalt	mg/L																						
	Copper	mg/L	1	0.092	0.038	0.096	0.006 U	0.022	0.006 U	0.016	0.016	0.006 U	0.028	0.016	0.006 U	0.028	0.016	0.006 U	0.028	0.016	0.006 U	0.028	0.016	
	Lead	mg/L	0.4	0.04 U	0.04 U	0.04 U	0.04 U	0.04 U	0.04 U	0.04 U	0.04 U	0.04 U	0.04 U	0.04 U	0.04 U	0.04 U	0.04 U	0.04 U	0.04 U	0.04 U	0.04 U	0.04 U	0.04 U	0.04 U
	Mercury	mg/L	0.00005	0.0005 U	0.0002 U	0.0002 U	0.0002 U	0.0002 U	0.0002 U	0.0002 U	0.0002 U	0.0002 U	0.0002 U	0.0002 U	0.0002 U	0.0002 U	0.0002 U	0.0002 U	0.0002 U	0.0002 U	0.0002 U	0.0002 U	0.0002 U	0.0002 U

Table C-2a Burlington Environmental LLC  
2018 Contact Stormwater Compliance Comparison

Category	Parameter	Unit	Limit	April		April Avg	May	May Avg	Jun	Jun Avg	Jul	Jul Avg	Aug	Aug Avg	Sep	Sep Avg	Oct	
				4/9/18	4/16/18												4/19/18	10/30/18
Volume, Temperature, and pH	Volume	Gallon	50,000	25634	24834	24504											24946	
	Temperature °F			7.55	7.29	7.3											7.16	
	pH	pH Units	5.50 - 11															
BTEX	Ethylbenzene	mg/L																
	m,p-Xylene	mg/L																
	o-Xylene	mg/L																
	Toluene	mg/L																
	BOD	mg/L																
Conventional	Cyanide, Total	mg/L																
	Phenols, Total	mg/L	0.64	0.01 U	0.01 U	0.01 U											0.01 U	
	Total Suspended Solids	mg/L																
HPAHs	Benzo(a)anthracene	mg/L																
	Benzo(a)pyrene	mg/L																
	Benzo(b)fluoranthene	mg/L																
	Benzo(g,h,i)perylene	mg/L																
	Chrysene	mg/L																
	Dibenz(a,h)anthracene	mg/L																
	Fluoranthene	mg/L																
	Indeno(1,2,3-c,d)pyrene	mg/L																
	Pyrene	mg/L																
	2-Methylnaphthalene	mg/L																
LPAHs	Acenaphthene	mg/L																
	Acenaphthylene	mg/L																
	Anthracene	mg/L																
	Fluorene	mg/L																
	Naphthalene	mg/L																
	Phenanthrene	mg/L																
	Anthracene	mg/L																
	Fluorene	mg/L																
	Naphthalene	mg/L																
	Phenanthrene	mg/L																
Metals	Antimony	mg/L																
	Arsenic	mg/L	0.1	0.05 U	0.05 U	0.05 U											0.05 U	
	Barium	mg/L																
	Beryllium	ug/L																
	Cadmium	mg/L	0.25	0.003 U	0.003 U	0.003 U											0.012	
	Chromium	mg/L	1	0.018	0.017	0.007 U											0.018	
	Cobalt	mg/L																
	Copper	mg/L	1	0.009	0.015	0.014											0.025	
	Lead	mg/L	0.4	0.04 U	0.04 U	0.04 U											0.04 U	
	Mercury	mg/L	0.00005	0.00002 U	0.0002 U	0.0002 U											0.0002 U	

Table C-2a Burlington Environmental LLC  
2018 Contact Stormwater Compliance Comparison

Category	Parameter	Unit	Limit	November			Nov Avg	Dec		Dec Avg
				11/28/18 S1611013-01	11/29/18 1811431-02	11/29/18 1811431-03		12/13/18 S1612018-01	12/21/2018	
Volume, Temperature, and pH	Volume	Gallon	50,000	24430				24422	23514	
	Temperature	°F		50.7						
	pH	pH Units	5.50 - 11	7.44	6.75			6.76	6.89	
					0.010 U					
BTEX	Ethylbenzene	mg/L			0.020 U					
	m,p-Xylene	mg/L			0.010 U					
	o-Xylene	mg/L			0.010 U					
	Toluene	mg/L			0.010 U					
Conventional	BOD	mg/L								
	COD	mg/L								
	Cyanide, Total	mg/L	0.64	0.01 U	0.061			0.01 U	0.01 U	
	Phenols, Total Total Suspended Solids	mg/L								
HPAHs	Benzo(a)anthracene	mg/L								
	Benzo(a)pyrene	mg/L			0.0075 U					
	Benzo(b)fluoranthene	mg/L			0.0075 U					
	Benzo(g,h,i)perylene	mg/L			0.015 U					
	Chrysene	mg/L			0.0075 U					
	Dibenz(a,h)anthracene	mg/L			0.0075 U					
	Fluoranthene	mg/L			0.0075 U					
	Indeno(1,2,3-c,d)pyrene	mg/L			0.0075 U					
	Pyrene	mg/L			0.0075 U					
	2-Methylnaphthalene	mg/L			0.0075 U					
LPAHs	Acenaphthene	mg/L			0.0075 U					
	Acenaphthylene	mg/L			0.0075 U					
	Anthracene	mg/L			0.0075 U					
	Fluorene	mg/L			0.0075 U					
	Naphthalene	mg/L			0.0075 U					
	Phenanthrene	mg/L			0.0075 U					
	Anthracene	mg/L			0.00221					
	Asenic	mg/L	0.1	0.05 U	0.00223			0.05 U	0.025 U	
	Barium	mg/L			0.0363				0.04	
	Beryllium	ug/L			0.000500 U					
Metals	Cadmium	mg/L	0.25	0.003 U	0.000786			0.003 U	0.005	
	Chromium	mg/L	1	0.019	0.0167			0.007 U	0.030	
	Cobalt	mg/L			0.00130					
	Copper	mg/L	1	0.016	0.0153			0.006 U	0.018	
	Lead	mg/L	0.4	0.04 U	0.00269			0.04 U	0.025 U	
	Mercury	mg/L	0.00005	0.0002 U	0.00005 U			0.0002 U	0.0005 U	

Table C-2a Burlington Environmental LLC  
2018 Contact Stormwater Compliance Comparison

Category	Parameter	Unit	Limit	January												Jan Avg	February			March			March Avg
				1/2/18	1/4/18	1/8/18	1/16/18	1/18/18	1/24/18	1/29/18	1/29/18	2/1/18	2/6/18	2/26/18	3/22/18		3/22/18	3/26/18					
				S1712017-01	S1801022-01	S1801028-01	S1801024-01	S1801025-01	S1801023-01	S1801034-01	S1802005-01	S1802006-01	S1802018-01	1803321-01	1803322-01		1803322-02						
Metals	Molybdenum	mg/L	1	0.021	0.021	0.04	0.01 U	0.01 U	0.01 U	0.01 U	0.01 U	0.01 U	0.01 U	0.01 U	0.01 U	0.0084	0.0084	0.01 U					
	Nickel	mg/L	1	0.015 U	0.015 U	0.015 U	0.037	0.221	0.339	0.339	0.015 U	0.015 U	0.015 U	0.015 U	0.015 U	0.00516	0.00516	0.017					
	Selenium	mg/L	0.1	0.05 U	0.05 U	0.05 U	0.05 U	0.05 U	0.05 U	0.05 U	0.05 U	0.05 U	0.05 U	0.05 U	0.05 U	0.0200 U	0.0200 U	0.05 U					
	Silver	mg/L	0.2	0.007 U	0.007 U	0.007 U	0.007 U	0.009	0.01	0.007 U	0.007 U	0.007 U	0.007 U	0.007 U	0.007 U	0.0232	0.0232	0.007 U					
	Titanium	mg/L	0.409													0.0200 U	0.0200 U						
PCBs	Vanadium	mg/L	0.218	0.462	0.134	0.397	0.102	0.098	0.35	0.33	0.268	0.296	0.244	0.28	0.2733333	0.267	0.267	0.287					
	Zinc	mg/L	2													17.4	17.4						
	Acodor-1016	mg/L														0.00303 U	0.00303 U						
	Acodor-1221	mg/L														0.00303 U	0.00303 U						
	Acodor-1232	mg/L														0.00303 U	0.00303 U						
Phenols	Acodor-1242	mg/L														0.00303 U	0.00303 U						
	Acodor-1248	mg/L														0.00303 U	0.00303 U						
	Acodor-1254	mg/L														0.00303 U	0.00303 U						
	Acodor-1260	mg/L														0.00303 U	0.00303 U						
	Total PCBs	mg/L	3													0.002121	0.002121	38 U					
Phthalates	Pentachlorophenol	mg/L														7.7 U	7.7 U						
	Phenol	mg/L														7.7 U	7.7 U						
	Bis(2-ethylhexyl) phthalate	mg/L														7.7 U	7.7 U						
	Butyl benzy phthalate	mg/L														7.7 U	7.7 U						
	Diethyl phthalate	mg/L														7.7 U	7.7 U						
SVOC	Dimethyl phthalate	mg/L														7.7 U	7.7 U						
	D-n-butyl phthalate	mg/L														7.7 U	7.7 U						
	D-n-octyl phthalate	mg/L														7.7 U	7.7 U						
	1,2,4-Trichlorobenzene	mg/L														7.7 U	7.7 U						
	1,2-Diphenylhydrazine	mg/L														7.7 U	7.7 U						
2,2'-oxybis(1-chloropropane)	mg/L														7.7 U	7.7 U							
2,3-Dichloroaniline	mg/L														7.7 U	7.7 U							
2,4,6-Trichlorophenol	mg/L														7.7 U	7.7 U							
2,4-Dichlorophenol	mg/L														7.7 U	7.7 U							
2,4-Dimethylphenol	mg/L														7.7 U	7.7 U							
2,4-Dinitrophenol	mg/L														7.7 U	7.7 U							
2,4-Dinitrotoluene	mg/L														7.7 U	7.7 U							
2,6-Dinitrotoluene	mg/L														7.7 U	7.7 U							

Table C-2a Burlington Environmental LLC  
2018 Contact Stormwater Compliance Comparison

Category	Parameter	Unit	Limit		April		April Avg	May	May Avg	Jun	Jun Avg	Jul	Jul Avg	Aug	Aug Avg	Sep	Sep Avg	Oct		
					4/9/18 S1804004-01	4/16/18 S1804007-01												4/19/18 S1804017-01	10/30/18	S1810019-01
Metals	Molybdenum	mg/L	1	NA	0.01 U	0.01 U	0.015											0.01 U		
	Nickel	mg/L	1	NA	0.015 U	0.015 U	0.015 U												0.015 U	0.015
	Selenium	mg/L	0.1	1.45	NA	0.05 U	0.05 U												0.05 U	
	Silver	mg/L	0.2	NA	0.007 U	0.007 U	0.007 U												0.007	
	Thallium	mg/L		NA																
	Tin	mg/L	0.409	0.72																
	Titanium	mg/L		NA																
	Titanium	ug/L		NA																
	Vanadium	mg/L	0.216	0.0662																
	Zinc	mg/L	2	0.641		0.163	0.249	0.177											0.523	
PCBs	Acodoc-1016	mg/L		NA																
	Acodoc-1221	mg/L		NA																
	Acodoc-1232	mg/L		NA																
	Acodoc-1242	mg/L		NA																
	Acodoc-1248	mg/L		NA																
	Acodoc-1254	mg/L		NA																
	Acodoc-1260	mg/L		NA																
	Total PCBs	mg/L	3	NA																
	Pentachlorophenol	mg/L		NA																
	Phenol	mg/L		NA																
Phthalates	Bis(2-ethylhexyl) phthalate	mg/L		NA																
	Butyl benzy phthalate	mg/L		NA																
	Diethyl phthalate	mg/L		NA																
	Dimethyl phthalate	mg/L		NA																
	D-i-butyl phthalate	mg/L		NA																
	D-i-octyl phthalate	mg/L		NA																
	1,2,4-Trichlorobenzene	mg/L		NA																
	1,2-Diphenylhydrazine	mg/L		NA																
	2,2'-oxybis(1-chloropropane)	mg/L		NA																
	2,3-Dichloroaniline	mg/L		NA																
SVOC	2,4,6-Trichlorophenol	mg/L		NA																
	2,4-Dichlorophenol	mg/L		NA																
	2,4-Dimethylphenol	mg/L		NA																
	2,4-Dinitrophenol	mg/L		NA																
	2,4-Dinitrotoluene	mg/L		NA																
	2,6-Dinitrotoluene	mg/L		NA																

Table C-2a Burlington Environmental LLC  
2018 Contact Stormwater Compliance Comparison

Category	Parameter	Unit	Limit		November		Nov Avg	Dec		Dec Avg
					11/28/18 S18110193-01	11/29/18 1811431-02		12/13/18 S1812018-01	12/21/2018	
Metals	Molybdenum	mg/L	1	NA	0.016	0.00887	0.009905	0.013	0.005	0.015
	Nickel	mg/L	1	NA	0.015 U	0.0481	0.015 U	0.015 U	0.015 U	0.015 U
	Selenium	mg/L	0.1	1.45	NA	0.00658	0.00658	0.05 U	0.025 U	0.025 U
	Silver	mg/L	0.2	NA	0.007 U	0.006546	0.007 U	0.007 U	0.007 U	0.007 U
	Thallium	mg/L	0.409	NA	0.006500 U	0.006500 U	0.01	0.007 U	0.007 U	0.007 U
	Tin	mg/L	0.409	0.72	0.0100 U	0.0100 U	0.01	0.007 U	0.007 U	0.007 U
	Titanium	ug/L	NA	NA	0.0185	0.0185	0.0295	0.007 U	0.007 U	0.007 U
	Titanium	ug/L	NA	NA	0.0185	0.0185	0.0295	0.007 U	0.007 U	0.007 U
	Vanadium	mg/L	0.218	0.0862	0.313	0.00295	0.376	0.313	0.315	0.3255
	Zinc	mg/L	2	0.641	NA	0.292	0.376	0.313	0.315	0.3255
PCBs	Aroclor-1016	mg/L		NA	0.000154 U	0.000154 U				
	Aroclor-1221	mg/L		NA	0.000385 U	0.000385 U				
	Aroclor-1232	mg/L		NA	0.000154 U	0.000154 U				
	Aroclor-1242	mg/L		NA	0.000154 U	0.000154 U				
	Aroclor-1248	mg/L		NA	0.000154 U	0.000154 U				
	Aroclor-1254	mg/L		NA	0.000385 U	0.000385 U				
	Aroclor-1260	mg/L		NA	0.000385 U	0.000385 U				
	Total PCBs	mg/L	3	NA	0.001771	0.001771				
	Pentachlorophenol	mg/L		NA	0.009 U	0.009 U				
	Phenol	mg/L		NA	0.0078 U	0.0078 U				
Phthalates	Bis(2-ethylhexyl) phthalate	mg/L		NA	0.0078 U	0.0078 U				
	Butyl benzy phthalate	mg/L		NA	0.0078 U	0.0078 U				
	Diethyl phthalate	mg/L		NA	0.010	0.010				
	Dimethyl phthalate	mg/L		NA	0.0078 U	0.0078 U				
	D-i-n-butyl phthalate	mg/L		NA	0.0078 U	0.0078 U				
	D-i-n-octyl phthalate	mg/L		NA	0.0078 U	0.0078 U				
	1,2,4-Trichlorobenzene	mg/L		NA	0.0078 U	0.0078 U				
	1,2-Diphenylhydrazine	mg/L		NA	0.0078 U	0.0078 U				
	2,2'-oxybis(1-chloropropane)	mg/L		NA	0.0078 U	0.0078 U				
	2,3-Dichloroaniline	mg/L		NA	0.0078 U	0.0078 U				
SVOC	2,4,6-Trichlorophenol	mg/L		NA	0.0078 U	0.0078 U				
	2,4-Dichlorophenol	mg/L		NA	0.0078 U	0.0078 U				
	2,4-Dimethylphenol	mg/L		NA	0.0078 U	0.0078 U				
	2,4-Dinitrophenol	mg/L		NA	0.0078 U	0.0078 U				
	2,4-Dinitrotoluene	mg/L		NA	0.0078 U	0.0078 U				
	2,6-Dinitrotoluene	mg/L		NA	0.0078 U	0.0078 U				
	2,6-Dinitrotoluene	mg/L		NA	0.0078 U	0.0078 U				
	2,6-Dinitrotoluene	mg/L		NA	0.0078 U	0.0078 U				
	2,6-Dinitrotoluene	mg/L		NA	0.0078 U	0.0078 U				
	2,6-Dinitrotoluene	mg/L		NA	0.0078 U	0.0078 U				





Table C-2a Burlington Environmental LLC  
2018 Contact Stormwater Compliance Comparison

Category	Parameter	Unit	Limit	April		April Avg	May	May Avg	Jun	Jun Avg	Jul	Jul Avg	Aug	Aug Avg	Sep	Sep Avg	Oct	
				4/9/18	4/16/18												4/19/18	10/30/18
SVOC	2-Chloronaphthalene	mg/L		NA	NA	NA												
	2-Chlorophenol	mg/L		NA	NA	NA												
	2-Methyl-4,6-dinitrophenol	mg/L		NA	NA	NA												
	2-Methylphenol	mg/L		NA	NA	NA												
	2-Nitrophenol	mg/L		NA	NA	NA												
	3 & 4-Methylphenol	mg/L		NA	NA	NA												
	3,3'-Dichlorobenzidine	mg/L		NA	NA	NA												
	4-Bromophenyl phenyl ether	mg/L		NA	NA	NA												
	4-Chloro-3-Methylphenol	mg/L		NA	NA	NA												
	4-Chlorophenyl phenyl ether	mg/L		NA	NA	NA												
	4-Nitrophenol	mg/L		NA	NA	NA												
	Acetophenone	mg/L		NA	NA	NA												
	alpha-Terpineol	mg/L		NA	NA	NA												
	Aniline	mg/L		NA	NA	NA												
	Benzidine	mg/L		NA	NA	NA												
	Bis(2-chloroethoxy) methane	mg/L		NA	NA	NA												
	Bis(2-chloroethyl) ether	mg/L		NA	NA	NA												
	Cateazole	mg/L		NA	NA	NA												
	Hexachlorobenzene	mg/L		NA	NA	NA												
	Hexachlorobutadiene	mg/L		NA	NA	NA												
	Hexachlorocyclopentadiene	mg/L		NA	NA	NA												
	Hexachloroethane	mg/L		NA	NA	NA												
	Isochlorone	mg/L		NA	NA	NA												
	n-Decane	mg/L		NA	NA	NA												
	Nitrobenzene	mg/L		NA	NA	NA												
	N-Nitrosodimethylamine	mg/L		NA	NA	NA												
	N-Nitroso-di-n-propylamine	mg/L		NA	NA	NA												
N-Nitrosodiphenylamine	mg/L		NA	NA	NA													
n-Octadecane	mg/L		NA	NA	NA													
Pyridine	mg/L		NA	NA	NA													
TPH	SGF-HEM	mg/L	50	5 U	5 U	5 U											5 U	
Volatile	1,1,1-Trichloroethane	mg/L		NA	NA	NA												
	1,1,2,2-Tetrachloroethane	mg/L		NA	NA	NA												
	1,1,2-Trichloroethane	mg/L		NA	NA	NA												
	1,1-Dichloroethane	mg/L		NA	NA	NA												

Table C-2a Burlington Environmental LLC  
2018 Contact Stormwater Compliance Comparison

Category	Parameter	Unit	Limit	November		Nov Avg	Dec		Dec Avg
				11/28/18 S18110193-01	11/29/18 1811431-02		12/13/18 S1812018-01	12/21/2018	
SVOC	2-Chloronaphthalene	mg/L		NA	0.0075 U				
	2-Chlorophenol	mg/L		NA	0.0075 U				
	2-Methyl-4,6-dinitrophenol	mg/L		NA	0.039 U				
	2-Methylphenol	mg/L		NA	0.0075 U				
	2-Nitrophenol	mg/L		NA	0.0075 U				
	3 & 4-Methylphenol	mg/L		NA	0.0075 U				
	3,3'-Dichlorobenzidine	mg/L		NA	0.039 U				
	4-Bromophenyl phenyl ether	mg/L		NA	0.0075 U				
	4-Chloro-3-Methylphenol	mg/L		NA	0.0075 U				
	4-Chlorophenyl phenyl ether	mg/L		NA	0.0075 U				
	4-Nitrophenol	mg/L		NA	0.039 U				
	Acetophenone	mg/L		NA	0.0075 U				
	alpha-Terpineol	mg/L		NA	0.0075 U				
	Aniline	mg/L		NA	0.0075 U				
	Benzidine	mg/L		NA	0.039 U				
	Bis(2-chloroethoxy) methane	mg/L		NA	0.0075 U				
	Bis(2-chloroethyl) ether	mg/L		NA	0.0075 U				
	Cateazole	mg/L		NA	0.0075 U				
	Hexachlorobenzene	mg/L		NA	0.0075 U				
	Hexachlorobutadiene	mg/L		NA	0.0075 U				
	Hexachlorocyclopentadiene	mg/L		NA	0.0075 U				
	Hexachloroethane	mg/L		NA	0.0075 U				
	Isophorone	mg/L		NA	0.0075 U				
	n-Decane	mg/L		NA	0.0075 U				
	Nitrobenzene	mg/L		NA	0.0075 U				
	N-Nitrosodimethylamine	mg/L		NA	0.016 U				
	N-Nitroso-di-n-propylamine	mg/L		NA	0.0075 U				
N-Nitrosodiphenylamine	mg/L		NA	0.0075 U					
n-Octadecane	mg/L		NA	0.0075 U					
Pyridine	mg/L		NA	0.039 U					
TPH	SGT-HEM	mg/L	50	5 U	5.0 U		5 U	5 U	
Volatiles	1,1,1-Trichloroethane	mg/L		NA	0.010 U				
	1,1,2,2-Tetrachloroethane	mg/L		NA	0.010 U				
	1,1,2-Trichloroethane	mg/L		NA	0.010 U				
	1,1-Dichloroethane	mg/L		NA	0.010 U				



Table C-2a Burlington Environmental LLC  
2018 Contact Stormwater Compliance Comparison

Category	Parameter	Unit	Limit	April		April Avg	May	May Avg	Jun	Jun Avg	Jul	Jul Avg	Aug	Aug Avg	Sep	Sep Avg	Oct	
				4/9/18	4/16/18												10/30/18	11/6/18
Volatiles	1,1-Dichloroethene	mg/L		NA	NA	NA												
	1,2-Dichlorobenzene	mg/L		NA	NA	NA												
	1,2-Dichloroethane	mg/L		NA	NA	NA												
	1,2-Dichloropropane	mg/L		NA	NA	NA												
	1,3-Dichlorobenzene	mg/L		NA	NA	NA												
	1,4-Dichlorobenzene	mg/L		NA	NA	NA												
	2-Chloroethyl vinyl ether	mg/L		NA	NA	NA												
	Acrolein	mg/L		NA	NA	NA												
	Acrylonitrile	mg/L		NA	NA	NA												
	Benzene	mg/L		NA	NA	NA												
	Bromochloromethane	mg/L		NA	NA	NA												
	Bromoform	mg/L		NA	NA	NA												
	Bromomethane	mg/L		NA	NA	NA												
	Carbon Tetrachloride	mg/L		NA	NA	NA												
	Chlorobenzene	mg/L		NA	NA	NA												
	Chloroethane	mg/L		NA	NA	NA												
	Chloroform	mg/L		NA	NA	NA												
	Chloromethane	mg/L		NA	NA	NA												
	cis-1,3-Dichloropropene	mg/L		NA	NA	NA												
	Dibromochloromethane	mg/L		NA	NA	NA												
Methylene Chloride	mg/L		NA	NA	NA													
Styrene	mg/L		NA	NA	NA													
Tetrachloroethene	mg/L		NA	NA	NA													
trans-1,2-Dichloroethene	mg/L		NA	NA	NA													
trans-1,3-Dichloropropene	mg/L		NA	NA	NA													
Trichloroethene	mg/L		NA	NA	NA													
Trichlorofluoromethane	mg/L		NA	NA	NA													
Vinyl Chloride	mg/L		NA	NA	NA													

Table C-2a Burlington Environmental LLC  
2018 Contact Stormwater Compliance Comparison

Category	Parameter	Unit	Limit	November		Nov Avg	Dec		Dec Avg
				11/28/18 S1811013-01	11/29/18 1811431-02		12/13/18 S1812018-01	12/21/2018	
Volatiles	1,1-Dichloroethene	mg/L		NA	0.010 U				
	1,2-Dichlorobenzene	mg/L		NA	0.010 U				
	1,2-Dichloroethane	mg/L		NA	0.010 U				
	1,2-Dichloropropane	mg/L		NA	0.010 U				
	1,3-Dichlorobenzene	mg/L		NA	0.010 U				
	1,4-Dichlorobenzene	mg/L		NA	0.010 U				
	2-Chloroethyl vinyl ether	mg/L		NA	0.010 U				
	Acrolein	mg/L		NA	0.10 U				
	Acrylonitrile	mg/L		NA	0.10 U				
	Benzene	mg/L		NA	0.010 U				
	Bromodichloromethane	mg/L		NA	0.010 U				
	Bromoform	mg/L		NA	0.010 U				
	Bromomethane	mg/L		NA	0.010 U				
	Carbon Tetrachloride	mg/L		NA	0.010 U				
	Chlorobenzene	mg/L		NA	0.010 U				
	Chloroethane	mg/L		NA	0.010 U				
	Chloroform	mg/L		NA	0.010 U				
	Chloromethane	mg/L		NA	0.010 U				
	cis-1,3-Dichloropropene	mg/L		NA	0.010 U				
	Dibromochloromethane	mg/L		NA	0.010 U				
	Methylene Chloride	mg/L		NA	0.020 U				
	Styrene	mg/L		NA	0.010 U				
	Tetrachloroethene	mg/L		NA	0.010 U				
	trans-1,2-Dichloroethene	mg/L		NA	0.010 U				
	trans-1,3-Dichloropropene	mg/L		NA	0.010 U				
	Trichloroethene	mg/L		NA	0.010 U				
Trichlorofluoromethane	mg/L		NA	0.010 U					
Vinyl Chloride	mg/L		NA	0.010 U					

Table C-2b Burlington Environmental  
2018 CWT A Metals

Category	Parameter	Units	Limit	Monthly/Avg Limit	Jan	January Average	Feb	February Average	Mar	March Average	Apr	April Average	May	May Average	Jun	June Average	Jul	July Average	Aug	August Average	
																					2/16/18
Volume, Temperature, and pH	Volume	Gal	50000	NA																	
	Temperature	°F		NA																	
BTEX	pH	pH Units	5.50 - 11	NA			14713										17177				
	Ethylbenzene	mg/L	NA	NA			9.20										8.79				
	m,p-Xylene	mg/L	NA	NA																	
	o-Xylene	mg/L	NA	NA																	
Conventional	Toluene	mg/L	NA	NA																	
	Cyanide, Free	mg/L	0.64	NA													0.01 U				
	Cyanide, Total	mg/L	NA	NA																	
	Phenols, Total	mg/L	NA	NA																	
HPAHs	Benzo(a)anthracene	mg/L	NA	NA																	
	Benzo(e)pyrene	mg/L	NA	NA																	
	Benzo(b)fluoranthene	mg/L	NA	NA																	
	Benzo(g,h,i)perylene	mg/L	NA	NA																	
	Chrysene	mg/L	NA	NA																	
	Dibenz(a,h)anthracene	mg/L	NA	NA																	
	Fluoranthene	mg/L	0.39	NA																	
	Indeno(1,2,3-c,d)pyrene	mg/L	NA	NA																	
LPAHs	Pyrene	mg/L	NA	NA																	
	2-Methylnaphthalene	mg/L	NA	NA																	
	Acenaphthene	mg/L	NA	NA																	
	Acenaphthylene	mg/L	NA	NA																	
	Anthracene	mg/L	NA	NA																	
	Fluorene	mg/L	NA	NA																	
	Naphthalene	mg/L	NA	NA																	
	Phenanthrene	mg/L	NA	NA																	
	Anthracycline	mg/L	0.249	0.206				0.03 U	0.03								0.03 U	0.03			0.03
	Antimony	mg/L	0.1	0.104				0.05 U	0.05								0.05 U	0.05			0.05
Metals	Barium	mg/L	NA	NA																	
	Beryllium	mg/L	0.25	0.0982																	
	Cadmium	mg/L	1	3.07																	
	Chromium	mg/L	0.182	0.124																	
	Cobalt	mg/L	1	1.06																	
	Copper	mg/L	0.4	0.283																	
	Lead	mg/L	0.00234	0.000739																	
	Mercury	mg/L	1	NA																	
	Molybdenum	mg/L	1	1.45																	
	Nickel	mg/L	0.1	0.0351																	
PCBs	Selenium	mg/L	0.12	0.05 U																	
	Silver	mg/L	0.12	0.007 U																	
	Thallium	mg/L	NA	NA																	
	Tin	mg/L	0.409	0.12																	
	Titanium	mg/L	0.0947	0.0518																	
	Vanadium	mg/L	0.218	0.0682																	
	Zinc	mg/L	2	0.641																	
	Aroclor-1016	ug/L	NA	NA																	
	Aroclor-1221	ug/L	NA	NA																	
	Phenols	Aroclor-1232	ug/L	NA	NA																
Aroclor-1242		ug/L	NA	NA																	
Aroclor-1248		ug/L	NA	NA																	
Aroclor-1254		ug/L	NA	NA																	
Total PCBs	Aroclor-1260	ug/L	NA	NA																	
	Total PCBs	ug/L	3	NA																	
Phenol	Pentachlorophenol	mg/L	NA	NA																	
	Phenol	mg/L	NA	NA																	

**B** - The analyte was present in the sample.  
**U** - Analyte not detected at or above the associated value.  
**UU** - Analyte not detected at or above the associated estimated value.  
**J** - The result is an estimated concentration.  
 Form 8

Table C-2b Burlington Environmental  
2018 CWT A Metals

Category	Parameter	Units	Limit	Monthly Avg Limit	September		September Average	Oct	October Average	Nov	November Average	Dec	December Average
					9/11/18	9/12/18							
Volume, Temperature, and pH	Volume	Gal	50000	NA	1808163-02	1808163-03							
	Temperature	°F		NA	69.4								
BTEX	pH	pH Units	5.50 - 11	NA	7.24								
	Ethylbenzene	mg/L	NA	NA	0.0032 U								
	m,p-Xylene	mg/L	NA	NA	0.0091 J								
	o-Xylene	mg/L	NA	NA	0.0068 J								
Conventional	Toluene	mg/L	NA	NA	0.018								
	Cyanide, Free	mg/L	NA	NA	Unusable R								
	Cyanide, Total	mg/L	0.64	NA									
	Phenols, Total	mg/L	NA	NA	0.063 J								
HPAHs	Benzo(a)anthracene	mg/L	NA	NA	Unusable R								
	Benzo(a)pyrene	mg/L	NA	NA	Unusable R								
	Benzo(b)fluoranthene	mg/L	NA	NA	Unusable R								
	Benzo(g,h,i)perylene	mg/L	NA	NA	Unusable R								
	Chrysene	mg/L	NA	NA	Unusable R								
	Dibenz(a,h)anthracene	mg/L	NA	NA	Unusable R								
LPAHs	Fluoranthene	mg/L	0.39	NA	Unusable R								
	Indeno(1,2,3-c,d)pyrene	mg/L	NA	NA	Unusable R								
	Pyrene	mg/L	NA	NA	Unusable R								
	2-Methylnaphthalene	mg/L	NA	NA	Unusable R								
	Acenaphthene	mg/L	NA	NA	Unusable R								
	Acenaphthylene	mg/L	NA	NA	Unusable R								
Metals	Anthracene	mg/L	NA	NA	Unusable R								
	Fluorene	mg/L	NA	NA	Unusable R								
	Naphthalene	mg/L	NA	NA	Unusable R								
	Phenanthrene	mg/L	NA	NA	Unusable R								
	Antimony	mg/L	0.249	0.206	0.0200 U		0.02						
	Arsenic	mg/L	0.1	0.104	0.00524		0.00524						
	Barium	mg/L	NA	NA	0.00524								
	Beryllium	mg/L	NA	NA	0.0023 LU		0.0023 LU						
	Cadmium	mg/L	0.25	0.0962	0.0301		0.0301						
	Chromium	mg/L	1	3.07	0.00674		0.00674						
PCBs	Cobalt	mg/L	0.192	0.124	0.00500 U		0.005						
	Copper	mg/L	1	1.06	0.109		0.109						
	Lead	mg/L	0.4	0.263	0.00500 U		0.005						
	Mercury	mg/L	0.00234	0.000739	0.000088		0.000088						
	Molybdenum	mg/L	1	NA	0.317		0.317						
	Nickel	mg/L	1	1.45	0.252		0.252						
	Selenium	mg/L	0.1	NA	0.0176		0.0176						
	Silver	mg/L	0.12	0.0351	0.00500 U		0.005						
	Thallium	mg/L	NA	NA	0.0033 U		0.0033 U						
	Tin	mg/L	0.409	0.12	0.100 U		0.1						
Phenols	Titanium	mg/L	0.0947	0.0618	0.0200 U		0.02						
	Vanadium	mg/L	0.218	0.0662	0.0130 U		0.013						
	Zinc	mg/L	2	0.641	0.136		0.136						
	ArcoBr-1016	ug/L	NA	NA	0.176 U		0.176 U						
	ArcoBr-1221	ug/L	NA	NA	0.669 U		0.669 U						
	ArcoBr-1232	ug/L	NA	NA	0.176 U		0.176 U						
Total PCBs	ArcoBr-1242	ug/L	NA	NA	0.176 U		0.176 U						
	ArcoBr-1248	ug/L	NA	NA	0.176 U		0.176 U						
	ArcoBr-1254	ug/L	NA	NA	0.438 U		0.438 U						
	ArcoBr-1260	ug/L	NA	NA	0.438 U		0.438 U						
Phenols	Total PCBs	ug/L	3	NA	2.249		2.249						
	Pentachlorophenol	mg/L	NA	NA	Unusable R		Unusable R						
	Phenol	mg/L	NA	NA	Unusable R		Unusable R						

**B** - The analyte was present in the sample.  
**U** - Analyte not detected at or above the associated value.  
**LU** - Analyte not detected at or above the associated estimated value.  
**J** - The result is an estimated concentration.  
 Form 8



Table C-2b Burlington Environmental  
2018 CWT A Metals

Category	Parameter	Units	Limit	Monthly Avg Limit	Jan	January Average	Feb	February Average	Mar	March Average	Apr	April Average	May	May Average	Jun	June Average	Jul	July Average	Aug	August Average	
																					7/18
Phthalates	Bis(2-ethylhexyl) phthalate	mg/L	0.16	NA																	
	Butyl benzyl phthalate	mg/L		NA																	
	Diethyl phthalate	mg/L		NA																	
	Dimethyl phthalate	mg/L		NA																	
	Dih-n-butyl phthalate	mg/L		NA																	
	Dih-n-octyl phthalate	mg/L		NA																	
	1,2,4-Trichlorobenzene	mg/L		NA																	
	1,2-Diphenylhydrazine	mg/L		NA																	
	2,2'-oxybis(1-chloropropane)	mg/L		NA																	
	2,3-Dichloroaniline	mg/L		0.11	NA																
	2,4,6-Trichlorophenol	mg/L			NA																
	2,4-Dichlorophenol	mg/L			NA																
	2,4-Dimethylphenol	mg/L			NA																
	2,4-Dinitrophenol	mg/L			NA																
	2,4-Dinitrotoluene	mg/L			NA																
2,6-Dinitrotoluene	mg/L			NA																	
2-Chloronaphthalene	mg/L			NA																	
2-Chlorophenol	mg/L			NA																	
2-Methyl-4,6-dinitrophenol	mg/L			NA																	
2-Methylphenol	mg/L		0.56	NA																	
2-Nitrophenol	mg/L			NA																	
3,3'-Dichlorobenzidine	mg/L		0.2	NA																	
3,4-Dimethylphenol	mg/L			NA																	
4-Bromophenyl phenyl ether	mg/L			NA																	
4-Chloro-3-methylphenol	mg/L			NA																	
4-Chlorophenyl phenyl ether	mg/L			NA																	
4-Nitrophenol	mg/L			NA																	
Acetophenone	mg/L			NA																	
alpha-Terpinene	mg/L			NA																	
Aniline	mg/L			NA																	
Benzidine	mg/L			NA																	
Bis(2-chloroethoxy) methane	mg/L			NA																	
Bis(2-chloroethyl) ether	mg/L			NA																	
Carbazole	mg/L		0.23	NA																	
Hexachlorobenzene	mg/L			NA																	
Hexachlorobutadiene	mg/L			NA																	
Hexachlorocyclopentadiene	mg/L			NA																	
Hexachloroethane	mg/L			NA																	
Isophorone	mg/L			NA																	
n-Decane	mg/L		3.3	NA																	
Nitrobenzene	mg/L			NA																	
N-Nitrosodimethylamine	mg/L			NA																	
N-Nitroso-4-n-propylamine	mg/L			NA																	
N-Nitrosodiphenylamine	mg/L			NA																	
n-Octadecane	mg/L		0.92	NA																	
Pyridine	mg/L			NA																	
SGT-HEM	mg/L		50	NA																	
TPH	1,1,1-Trichloroethane	mg/L		NA																	
	1,1,2,2-Tetrachloroethane	mg/L		NA																	
	1,1,2-Trichloroethane	mg/L		NA																	
	1,1-Dichloroethane	mg/L		NA																	
	1,1-Dichloroethene	mg/L		NA																	
	1,2-Dichlorobenzene	mg/L		NA																	
	1,2-Dichloroethane	mg/L		NA																	
Volatiles	1,2-Dichloropropane	mg/L		NA																	
	1,3-Dichlorobenzene	mg/L		NA																	
	1,4-Dichlorobenzene	mg/L		NA																	

Bold - The analyte was present in the sample  
 U - Analyte not detected at or above the associated value  
 UU - Analyte not detected at or above the associated estimated value.  
 J - The result is an estimated concentration.  
 Form 8

Table C-2b Burlington Environmental  
2018 CWT A Metals

Category	Parameter	Units	Limit	Monthly Avg Limit	September		October Average	November Average	December Average
					9/11/18	9/12/18			
Phthalates	Bis(2-ethylhexyl) phthalate	mg/L	0.16	NA	4809183-02	4809183-03			
	Butyl benzyl phthalate	mg/L		NA					
	Diethyl phthalate	mg/L		NA					
	Dimethyl phthalate	mg/L		NA					
	Di-n-butyl phthalate	mg/L		NA					
	Di-n-octyl phthalate	mg/L		NA					
	1,2,4-Trichlorobenzene	mg/L		NA					
	1,2-Diphenylhydrazine	mg/L		NA					
	2,2'-oxybis(1-chloropropane)	mg/L		NA					
	2,3-Dichloroaniline	mg/L		NA					
	2,4,6-Trichlorophenol	mg/L	0.11						
	2,4-Dichlorophenol	mg/L		NA					
	2,4-Dimethylphenol	mg/L		NA					
	2,4-Dinitrophenol	mg/L		NA					
	2,4-Dinitrotoluene	mg/L		NA					
2,6-Dinitrotoluene	mg/L		NA						
2-Chloronaphthalene	mg/L		NA						
2-Chlorophenol	mg/L		NA						
2-Methyl-4,6-dinitrophenol	mg/L		NA						
2-Methylphenol	mg/L	0.56							
2-Nitrophenol	mg/L		NA						
3 & 4-Methylphenol	mg/L	0.2							
3,3'-Dichlorobenzidine	mg/L		NA						
4-Bromophenyl phenyl ether	mg/L		NA						
4-Chloro-3-Methylphenol	mg/L		NA						
4-Chlorophenyl phenyl ether	mg/L		NA						
4-Nitrophenol	mg/L		NA						
Acetophenone	mg/L		NA						
alpha-Terpined	mg/L		NA						
Aniline	mg/L		NA						
Benzidine	mg/L		NA						
Bis(2-chloroethoxy) methane	mg/L		NA						
Bis(2-chloroethyl) ether	mg/L		NA						
Carbazole	mg/L	0.23							
Hexachlorobenzene	mg/L		NA						
Hexachlorobutadiene	mg/L		NA						
Hexachlorocyclopentadiene	mg/L		NA						
Hexachloroethane	mg/L		NA						
Isophorone	mg/L		NA						
n-Decane	mg/L	3.3							
Nitrobenzene	mg/L		NA						
N-Nitrosodimethylamine	mg/L		NA						
N-Nitroso-4-n-propylamine	mg/L		NA						
N-Nitrosodiphenylamine	mg/L		NA						
n-Octadecane	mg/L	0.92							
Pyridine	mg/L		NA						
SGT-HEM	mg/L	50							
TPH	1,1,1-Trichloroethane	mg/L		NA					
	1,1,2,2-Tetrachloroethane	mg/L		NA	0.0666 U				
	1,1,2-Trichloroethane	mg/L		NA	0.0640 U				
	1,1,2,2-Tetrachloroethane	mg/L		NA	0.0630 U				
	1,1-Dichloroethane	mg/L		NA	0.0636 U				
	1,1-Dichloroethene	mg/L		NA	0.0650 U				
	1,2-Dichlorobenzene	mg/L		NA	0.0632 U				
	1,2-Dichloroethane	mg/L		NA	0.0630 U				
	1,2-Dichloropropane	mg/L		NA	0.0626 U				
	1,3-Dichlorobenzene	mg/L		NA	0.0636 U				
1,4-Dichlorobenzene	mg/L		NA	0.0638 U					
Volatiles									

**Bold** - The analyte was present in the sample  
**U** - Analyte not detected at or above the associated value  
**UU** - Analyte not detected at or above the associated estimated value.  
**J** - The result is an estimated concentration.  
 Form 8

Table C-2b Burlington Environmental  
2018 CWT A Metals

Category	Parameter	Units	Limit	Monthly Avg Limit	Jan	January Average	Feb	February Average	Mar	March Average	Apr	April Average	May	May Average	Jun	June Average	Jul	July Average	Aug	August Average	
																					7/3/18
Volatiles	2-Chloroethyl vinyl ether	mg/L		NA																	
	Acrolein	mg/L		NA																	
	Acrylonitrile	mg/L		NA																	
	Benzene	mg/L		NA																	
	Bromodichloromethane	mg/L		NA																	
	Bromoform	mg/L		NA																	
	Bromomethane	mg/L		NA																	
	Carbon Tetrachloride	mg/L		NA																	
	Chlorobenzene	mg/L		NA																	
	Chloroethane	mg/L		NA																	
	Chloroform	mg/L		NA																	
	Chloromethane	mg/L		NA																	
	cis-1,3-Dichloropropene	mg/L		NA																	
	Dibromochloromethane	mg/L		NA																	
	Methylene Chloride	mg/L		NA																	
	Styrene	mg/L		NA																	
	Tetrachloroethene	mg/L		NA																	
trans-1,2-Dichloroethene	mg/L		NA																		
trans-1,3-Dichloropropene	mg/L		NA																		
Trichloroethene	mg/L		NA																		
Trichlorofluoromethane	mg/L		NA																		
Vinyl Chloride	mg/L		NA																		

**Bold** – The analyte was present in the sample.  
**U** – Analyte not detected at or above the associated value.  
**UU** – Analyte not detected at or above the associated estimated value.  
**J** – The result is an estimated concentration.  
 Form 8

Table C-2b Burlington Environmental  
2018 CWT A Metals

Category	Parameter	Units	Limit	Monthly Avg Limit	September		September Average	Oct	October Average	Nov	November Average	Dec	December Average
					9/1/18	9/12/18							
	2-Chloroethyl vinyl ether	mg/L		NA	4809163-02	4809163-03							
	Acrolein	mg/L		NA	0.0022 U								
	Acrylonitrile	mg/L		NA	0.028 U								
	Benzene	mg/L		NA	0.0022 U								
	Bromodichloromethane	mg/L		NA	0.0034 U								
	Bromoform	mg/L		NA	0.0030 U								
	Bromomethane	mg/L		NA	0.0076 U								
	Carbon Tetrachloride	mg/L		NA	0.0034 U								
	Chlorobenzene	mg/L		NA	0.0018 U								
	Chloroethane	mg/L		NA	0.0024 U								
	Chloroform	mg/L		NA	0.039								
	Chloromethane	mg/L		NA	0.0048 U								
	cis-1,3-Dichloropropene	mg/L		NA	0.0018 U								
	Dibromochloromethane	mg/L		NA	0.0024 U								
	Methylene Chloride	mg/L		NA	0.0084 U								
	Styrene	mg/L		NA	0.0026 U								
	Tetrachloroethene	mg/L		NA	0.0066 U								
	trans-1,2-Dichloroethene	mg/L		NA	0.0036 U								
	trans-1,3-Dichloropropene	mg/L		NA	0.0024 U								
	Trichloroethene	mg/L		NA	0.0030 U								
	Trichlorofluoromethane	mg/L		NA	0.0030 U								
	Vinyl Chloride	mg/L		NA	0.0030 U								
<b>Volatiles</b>													

**Bold** – The analyte was present in the sample.  
 U – Analyte not detected at or above the associated value.  
 UU – Analyte not detected at or above the associated estimated value.  
 J – The result is an estimated concentration.  
 Form 8

Table C-2c Burlington Environmental  
Subpart A Contaminated Stormwater 2018 Compliance Comparison

CATEGORY	PARAMETER	UNIT	LIMIT	Monthly Limit	January		February		March Average	April		4/26/18
					1/4/18 S180103B-01	1/16/18 S180102B-01	1/23/18 S180102B-01	1/29/18 S180103B-01		2/6/18 S180208B-01	2/14/18 S180204-01	
Volume, Temperature, and pH	Volume	Gal	50000	NA	15893	13733	17735	19246	18072	19192	16688	20744
	Temperature	°F	5.0 - 11	NA	7.67	7.85	8.14	8.60	10.02	8.11	7.55	9.06
BTEX	Ethylbenzene	mg/L		NA								
	m,p-Xylene	mg/L		NA								
	o-Xylene	mg/L		NA								
	Toluene	mg/L		NA								
Conventional	BOD	mg/L		NA								
	COD	mg/L		NA	0.01 U	0.01 U	0.01 U	0.01 U	0.01 U	0.01 U	0.01 U	0.01 U
	Cyanide, Total	mg/L	0.04									
	Phenols, Total	mg/L		NA								
	Total Suspended Solids	mg/L		NA								
	Ammonia	mg/L		NA								
	Benzofuran	mg/L		NA								
	Benzobenzofuran	mg/L		NA								
	Benzofluoranthene	mg/L		NA								
	Chrysene	mg/L		NA								
HPAHs	Dibenz(a,h)anthracene	mg/L		NA								
	Fluoranthene	mg/L		NA								
	Indeno(1,2,3-c,d)pyrene	mg/L	0.39									
	Pyrene	mg/L		NA								
	2-Methylnaphthalene	mg/L		NA								
	Acenaphthene	mg/L		NA								
	Acenaphthylene	mg/L		NA								
	Anthracene	mg/L		NA								
	Fluorene	mg/L		NA								
	Naphthalene	mg/L		NA								
LPAHs	Phenanthrene	mg/L		NA								
	Anthracene	mg/L	0.249	0.05 U	0.05 U	0.05 U	0.05 U	0.05 U	0.05 U	0.05 U	0.05 U	0.05 U
	Benzo(a)anthracene	mg/L	0.1	0.05 U	0.05 U	0.05 U	0.05 U	0.05 U	0.05 U	0.05 U	0.05 U	0.05 U
	Benzo(b)fluoranthene	mg/L		NA								
	Benzo(k)fluoranthene	mg/L		NA								
	Benzo(a)pyrene	mg/L	0.25	0.003 U	0.003 U	0.003 U	0.003 U	0.003 U	0.003 U	0.003 U	0.003 U	0.003 U
	Cadmium	mg/L		3.07	0.007 U	0.032	0.007 U	0.022	0.012	0.008	0.007 U	0.007 U
	Chromium	mg/L		0.124	0.01 U	0.01 U	0.01 U	0.01 U	0.01 U	0.01 U	0.01 U	0.01 U
	Cobalt	mg/L	0.124	0.01 U	0.01 U	0.01 U	0.01 U	0.01 U	0.01 U	0.01 U	0.01 U	0.01 U
	Metals	Copper	mg/L	1	0.007	0.006 U	0.028	0.008	0.012	0.012	0.021	0.009
Lead		mg/L	0.4	0.283	0.04 U	0.04 U	0.04 U	0.04 U	0.04	0.04	0.04	0.04
Mercury		mg/L	0.00234	0.0002 U	0.0002 U	0.0002 U	0.0002 U	0.0002 U	0.0002 U	0.0002 U	0.0002 U	0.0002 U
Molybdenum		mg/L	1	0.028	0.017	0.01 U	0.011	0.01 U	0.01 U	0.01 U	0.01 U	0.01 U
Nickel		mg/L	1.45	0.017	0.031	0.015 U	0.061	0.047	0.046	0.062	0.061	0.041
Selenium		mg/L	0.1	0.05 U	0.05 U	0.05 U	0.05 U	0.05 U	0.05 U	0.05 U	0.05 U	0.05 U
Silver		mg/L	0.12	0.051	0.007 U	0.007 U	0.007 U	0.007 U	0.007 U	0.007 U	0.007 U	0.007 U
Thallium		mg/L		NA								
Tin		mg/L	0.09	0.05 U	0.05 U	0.05 U	0.05 U	0.05 U	0.05 U	0.05 U	0.05 U	0.05 U
PCBs		Trinaphthalene	ug/L	0.0518	0.01 U	0.01 U	0.01 U	0.01 U	0.01 U	0.01 U	0.01 U	0.01 U
	Vanadatum	mg/L	0.218	0.01 U	0.01 U	0.01 U	0.01 U	0.01 U	0.01 U	0.01 U	0.01 U	0.01 U
	Zinc	ug/L	2	0.058	0.127	0.271	0.018	0.025	0.067	0.056	0.015	0.183
	Acrodo-1016	ug/L	NA									
Acrodo-1221	ug/L	NA										
Acrodo-1232	ug/L	NA										
Acrodo-1242	ug/L	NA										
Acrodo-1248	ug/L	NA										
Acrodo-1254	ug/L	NA										

**Bold** - The analyte was present in the sample.  
**U** - Analyte not detected at or above the associated value.  
**J** - Analyte not detected at or above the associated estimated value.  
**F** - The result is an estimated concentration.  
 Form 9

Table C-2c Burlington Environmental  
Subpart A Contaminated Stormwater 2018 Compliance Comparison

CATEGORY	PARAMETER	UNIT	LIMIT	Monthly Limit	January		February		March Average	April		4/26/18	4/26/18
					1/16/18	1/23/18	2/6/18	2/14/18		4/13/18	4/20/18		
					S1801028-01	S1801029-01	S1802013-01	S1802014-01		S1804015-03	S1804017-02	S1804026-01	S1804027-01
PCBs	Aroclor 1260	ug/L		NA						0.000154 U			
	Total PCBs	mg/L	0.003	NA						0.001078			
	Pentachlorophenol	ug/L		NA						0.038 U			
Phenols	Phenol	mg/L		NA						0.0077 U			
	Bis(2-ethylhexyl) phthalate	mg/L	0.16	NA						0.0077 U			
Phthalides	Bis(1-benzyl) phthalate	mg/L		NA						0.0077 U			
	Dibutyl phthalate	mg/L		NA						0.0077 U			
	Dibutyl phthalate	mg/L		NA						0.0077 U			
	Dibutyl phthalate	mg/L		NA						0.0077 U			
	Dibutyl phthalate	mg/L		NA						0.0077 U			
	Dibutyl phthalate	mg/L		NA						0.0077 U			
	Dibutyl phthalate	mg/L		NA						0.0077 U			
	Dibutyl phthalate	mg/L		NA						0.0077 U			
	Dibutyl phthalate	mg/L		NA						0.0077 U			
	Dibutyl phthalate	mg/L		NA						0.0077 U			
	Dibutyl phthalate	mg/L		NA						0.0077 U			
	Dibutyl phthalate	mg/L		NA						0.0077 U			
	Dibutyl phthalate	mg/L		NA						0.0077 U			
	Dibutyl phthalate	mg/L		NA						0.0077 U			
SVOA	1,2-Dibromoethane	mg/L		NA						0.0077 U			
	1,2-Dibromoethane	mg/L		NA						0.0077 U			
	2,2'-oxybis(1-chloropropane)	mg/L		NA						0.0077 U			
	2,3-Dichloroaniline	mg/L		NA						0.0077 U			
	2,4,6-Trichlorophenol	mg/L	0.11	NA						0.0077 U			
	2,4-Dichlorophenol	mg/L		NA						0.0077 U			
	2,4-Dimethylphenol	mg/L		NA						0.077 U			
	2,4-Dinitrophenol	mg/L		NA						0.0077 U			
	2,4-Dinitrotoluene	mg/L		NA						0.0077 U			
	2,6-Dinitrotoluene	mg/L		NA						0.0077 U			
	2-Chloronaphthalene	mg/L		NA						0.0077 U			
	2-Chlorophenol	mg/L		NA						0.038 U			
	2-Methyl-4,6-dinitrophenol	mg/L		NA						0.0077 U			
	2-Methylphenol	mg/L	0.56	NA						0.0077 U			
	2-Nitrophenol	mg/L		NA						0.0077 U			
	3,4,4-Methylphenol	mg/L	0.2	NA						0.0077 U			
	3,3'-Dichlorobenzidine	mg/L		NA						0.038 U			
	4-Bromophenyl phenyl ether	mg/L		NA						0.0077 U			
	4-Chloro-3-Methylphenol	mg/L		NA						0.0077 U			
	4-Chlorophenyl phenyl ether	mg/L		NA						0.038 U			
4-Nitrophenol	mg/L		NA						0.0077 U				
Acetophenone	mg/L		NA						0.0077 U				
alpha-Terpinene	mg/L		NA						0.0078				
Aniline	mg/L		NA						0.0077 U				
Benzidine	mg/L		NA						0.038 U				
Benzic Acid	mg/L		NA						0.038 U				
Bis(2-chloroethoxy) methane	mg/L		NA						0.0077 U				
Bis(2-chloroethyl) ether	mg/L		NA						0.0077 U				
Carbazole	mg/L	0.23	NA						0.0077 U				
Hexachlorobenzene	mg/L		NA						0.0077 U				
Hexachlorobenzene	mg/L		NA						0.0077 U				
Hexachlorocyclopentadiene	mg/L		NA						0.0077 U				
Hexachlorofluorene	mg/L		NA						0.0077 U				
Isophorone	mg/L		NA						0.0077 U				
n-Decane	mg/L		NA						0.0077 U				
Nitrobenzene	mg/L	3.3	NA						0.0077 U				
N-Nitrosodimethylamine	mg/L		NA						0.015				
N-Nitroso-6-n-propylamine	mg/L		NA						0.0077 U				
N-Nitrosodiphenylamine	mg/L		NA						0.0077 U				
n-Octadecane	mg/L	0.92	NA						0.0077 U				
Pyridine	mg/L		NA						0.038 U				
SGP-HEH	mg/L	50	NA						50 U				
TPH	mg/L		50										

**bold** - The analyte was present in the sample.  
 U - Analyte not detected at or above the associated value.  
 UJ - Analyte not detected at or above the associated estimated value.  
 F - The result is an estimated concentration.  
 Form 9

Table C-2c Burlington Environmental  
Subpart A Contaminated Stormwater 2018 Compliance Comparison

CATEGORY	PARAMETER	UNIT	LIMIT	Monthly Limit	1/4/18	1/16/18	1/23/18	1/29/18	January Average	2/6/18	February	February Average	March	March Average	4/2/18	April	4/13/18	4/20/18	4/25/18	
					S180103B-01	S180102B-01	S180102B-01	S180102B-01	S180102B-01	S180204-01	S180204-01	S180204-01	S180204-01	S180204-01	S180204-01	S180204-01	S180204-01	S180204-01	S180204-01	S180204-01
Volatiles	1,1,1-Trichloroethane	mg/L		NA											0.010 U					
	1,1,2,2-Tetrachloroethane	mg/L		NA											0.010 U					
	1,1,2-Trichloroethane	mg/L		NA											0.010 U					
	1,1-Dichloroethane	mg/L		NA											0.010 U					
	1,1-Dichloroethene	mg/L		NA											0.010 U					
	1,2-Dichlorobenzene	mg/L		NA											0.010 U					
	1,2-Dichloroethane	mg/L		NA											0.010 U					
	1,2-Dichloropropane	mg/L		NA											0.010 U					
	1,2-Dichlorobenzene	mg/L		NA											0.010 U					
	1,2-Dichlorobenzene	mg/L		NA											0.010 U					
	1,2-Dichlorobenzene	mg/L		NA											0.010 U					
	Acetylene	mg/L		NA	NA											0.10 U				
	Acrylonitrile	mg/L		NA	NA											0.10 U				
	Benzene	mg/L		NA	NA											0.010 U				
	Bromochloromethane	mg/L		NA	NA											0.010 U				
	Bromomethane	mg/L		NA	NA											0.010 U				
	Bromomethane	mg/L		NA	NA											0.010 U				
	Carbon Tetrachloride	mg/L		NA	NA											0.010 U				
	Chlorobenzene	mg/L		NA	NA											0.010 U				
	Chloroethane	mg/L		NA	NA											0.010 U				
Chloroform	mg/L		NA	NA											0.010 U					
Chloromethane	mg/L		NA	NA											0.010 U					
cis-1,3-Dichloropropene	mg/L		NA	NA											0.010 U					
Dibromochloromethane	mg/L		NA	NA											0.010 U					
Dibromochloromethane	mg/L		NA	NA											0.010 U					
Methylene Chloride	mg/L		NA	NA											0.020 U					
Styrene	mg/L		NA	NA											0.010 U					
Tetrachloroethene	mg/L		NA	NA											0.010 U					
trans-1,2-Dichloroethane	mg/L		NA	NA											0.010 U					
Trichloroethylene	mg/L		NA	NA											0.010 U					
Trichloroethylene	mg/L		NA	NA											0.010 U					
Trichloroethylene	mg/L		NA	NA											0.010 U					
Vinyl Chloride	mg/L		NA	NA											0.010 U					

**ND** - The analyte was present in the sample.  
**U** - Analyte not detected at or above the associated value.  
**UU** - Analyte not detected at or above the associated estimated value.  
**F** - The result is an estimated concentration.

Table C-2c Burlington Environmental  
Subpart A Contaminated Stormwater 2018 Compliance Comparison

CATEGORY	PARAMETER	UNIT	LIMIT	Monthly Limit	April 4/26/18 S1806018-01	May 5/27/18 S1806018-01	June Average	July Average	Aug Average	August Average 9/17/18 S1806018-01	September Average 9/24/18 S1806018-01	September Average 10/1/18 S1806018-01	October Average	November Average 11/9/18 S181018-01	November Average 11/14/18 S181018-01	December Average 12/9/18 S1812018-01
Volume, Temperature, and pH	Volume	Gal	50000	NA	19807	18737				19613	18931-03	18800		18977	17760	
	Temperature	°F	5.0- 11	NA	8.30	6.28				6.37	7.23	8.02		9.78	7.87	
	pH	mg/L		NA												
	Ethylbenzene	mg/L		NA												
BTEX	m,p-Xylene	mg/L		NA												
	o-Xylene	mg/L		NA												
	Toluene	mg/L		NA												
	BOD	mg/L		NA												
Conventional	COD	mg/L		NA		0.01 U				0.01	0.04			0.02	0.03	0.01 U
	Cyanide, Total	mg/L	0.64	NA	0.01 U						0.10 U					
	Phenols, Total	mg/L		NA												
	Total Suspended Solids	mg/L		NA												
HPAHs	Benzofuran	mg/L		NA												
	Benzofuran, acetylated	mg/L		NA												
	Benzobiphenylene	mg/L		NA												
	Benzobiphenylene, acetylated	mg/L		NA												
	Benzofluoranthene	mg/L		NA												
	Benzo[a]fluoranthene	mg/L		NA												
	Benzo[a]karylene	mg/L		NA												
	Chrysene	mg/L		NA												
	Dibenz[a,h]anthracene	mg/L		NA												
	Fluoranthene	mg/L		NA												
LPAHs	Indeno[1,2,3-c,d]pyrene	mg/L	0.39	NA												
	Pyrene	mg/L		NA												
	2-Methylnaphthalene	mg/L		NA												
	Acenaphthene	mg/L		NA												
	Acenaphthylene	mg/L		NA												
	Anthracene	mg/L		NA												
	Fluorene	mg/L		NA												
	Naphthalene	mg/L		NA												
	Naphthalene, acetylated	mg/L		NA												
	Phenanthrene	mg/L		NA												
Metals	Aluminum	mg/L	0.249	0.03 U	0.025	0.03 U				0.03 U	0.03 U			0.03 U	0.03 U	0.03 U
	Barium	mg/L	0.1	0.05 U	0.041	0.05 U				0.05 U	0.0265			0.05 U	0.05 U	0.05 U
	Boron	mg/L		NA						0.0384						
	Beryllium	mg/L		NA						0.0025 U						
	Cadmium	mg/L	0.25	0.0662	0.06308	0.15				0.003 U	0.0025 U	0.003		0.003 U	0.0035	0.003 U
	Chromium	mg/L	1	3.07	0.06744	0.007 U				0.022	0.0119	0.01695		0.016	0.007 U	0.007
	Cobalt	mg/L	0.124	0.009	0.01 U	0.01 U				0.01 U	0.0081	0.0081		0.01 U	0.01 U	0.01
	Copper	mg/L	1	1.06	0.01786	0.006 U	0.006			0.038	0.0163	0.02715		0.019	0.028	0.028
	Lead	mg/L	0.4	0.283	0.04 U	0.033	0.04 U	0.04		0.04 U	0.0225 U	0.0225		0.04 U	0.04 U	0.04
	Mercury	mg/L	0.000759	0.00017	0.00017	0.0002 U	0.0002			0.0002 U	0.00005 U	0.000125		0.0002 U	0.0002 U	0.0002
Molybdenum	mg/L	1	NA	0.01 U	0.01 U				0.015	0.0221	0.02215		0.005	0.028	0.028	
Nickel	mg/L	1	1.45	0.05256	0.399	0.399			0.021	0.0233	0.02215		0.015 U	0.041	0.028	
Stenium	mg/L	0.1	NA	0.05 U	0.05 U				0.05 U	0.00250 U	0.00475		0.05 U	0.05 U	0.05 U	
Silver	mg/L	0.12	0.0351	0.007 U	0.0066	0.007 U			0.007 U	0.00250 U	0.00475		0.007 U	0.007 U	0.007	
Thallium	mg/L		NA													
Tin	mg/L	0.09	0.12	0.06 U	0.06 U				0.05 U	0.030 U	0.05		0.05 U	0.05 U	0.05	
Titanium	mg/L	0.0349	0.0618	0.01 U	0.041	0.041			0.01 U	0.0238	0.01725		0.027	0.01 U	0.01	
Vanadium	mg/L	0.219	0.04 U	0.04 U	0.04 U				0.01 U	0.01 U	0.01 U		0.01 U	0.01 U	0.01	
Zinc	mg/L	2	0.941	0.16144	0.425	0.425			0.429	0.118	0.429		0.027	0.514	0.2765	0.655
PCBs	Aroclor-1016	ug/L		NA												
	Aroclor-1221	ug/L		NA												
	Aroclor-1232	ug/L		NA												
	Aroclor-1242	ug/L		NA												
	Aroclor-1248	ug/L		NA												
Aroclor-1254	ug/L		NA													

**bold** - The analyte was present in the sample.  
 U - Analyte not detected at or above the associated value.  
 NA - Analyte not detected at or above the associated estimated value.  
 F - The result is an estimated concentration.  
 Form 9



Table C-2c Burlington Environmental  
Subpart A Contaminated Stormwater 2018 Compliance Comparison

CATEGORY	PARAMETER	UNIT	LIMIT	Monthly Limit	April 4/26/18 S1804018-01	April Average S1805001-01	May 5/27/18	May Average S1805001-01	Jun	June Average	Jul	July Average	Aug	August Average S1805010-01	September 9/27/18	September Average S1805010-01	Oct	October Average S1810105-01	November 11/29/18	November Average S1810105-01	Dec 12/2/18	December Average S1812016-01
PCBs	Aroclor 1260	ug/L		NA																		
	Total PCBs	ug/L	0.003	NA																		
		ug/L		NA																		
Phenols	Pentachlorophenol	mg/L		NA																		
	Phenol	mg/L		NA																		
		mg/L		NA																		
Phthalates	Bis(2-ethylhexyl) phthalate	mg/L	0.16	NA																		
	Bis(2-benzyl) phthalate	mg/L		NA																		
	Dibutyl phthalate	mg/L		NA																		
	Dibutyl phthalate	mg/L		NA																		
	Dibutyl phthalate	mg/L		NA																		
	Dibutyl phthalate	mg/L		NA																		
	Dibutyl phthalate	mg/L		NA																		
	Dibutyl phthalate	mg/L		NA																		
	Dibutyl phthalate	mg/L		NA																		
	Dibutyl phthalate	mg/L		NA																		
	Dibutyl phthalate	mg/L		NA																		
	SVOC	1,2-Dibromoethane	mg/L		NA																	
1,2-Dibromoethane		mg/L		NA																		
2,2'-oxybis(1-chloropropane)		mg/L		NA																		
2,3-Dichloroaniline		mg/L		NA																		
2,4,6-Trichlorophenol		mg/L	0.11	NA																		
2,4-Dichlorophenol		mg/L		NA																		
2,4-Dimethylphenol		mg/L		NA																		
2,4-Dinitrophenol		mg/L		NA																		
2,4-Dinitrophenol		mg/L		NA																		
2,6-Dinitrophenol		mg/L		NA																		
2-Chloronaphthalene		mg/L		NA																		
2-Chlorophenol		mg/L		NA																		
2-Methylphenol	mg/L	0.56	NA																			
2-Nitrophenol	mg/L		NA																			
3,4,4-Methylphenol	mg/L		NA																			
3,3'-Dichlorobenzidine	mg/L	0.2	NA																			
4-Bromophenyl phenyl ether	mg/L		NA																			
4-Chloro-3-Methylphenol	mg/L		NA																			
4-Chlorophenyl phenyl ether	mg/L		NA																			
4-Nitrophenol	mg/L		NA																			
Acetophenone	mg/L		NA																			
alpha-Terpinene	mg/L		NA																			
Aniline	mg/L		NA																			
Benzidine	mg/L		NA																			
Benzoic Acid	mg/L		NA																			
Bis(2-chloroethoxy) methane	mg/L		NA																			
Bis(2-chloroethyl) ether	mg/L		NA																			
Carbazole	mg/L	0.23	NA																			
Hexachlorobenzene	mg/L		NA																			
Hexachlorobenzene	mg/L		NA																			
Hexachlorocyclopentadiene	mg/L		NA																			
Hexachlorobenzene	mg/L		NA																			
Hexachlorocyclopentadiene	mg/L		NA																			
Isophorone	mg/L		NA																			
n-Decane	mg/L		NA																			
n-Dodecane	mg/L	3.3	NA																			
Nitrobenzene	mg/L		NA																			
N-Nitrosodimethylamine	mg/L		NA																			
N-Nitroso-δ-n-propylamine	mg/L		NA																			
N-Nitrosodiphenylamine	mg/L		NA																			
n-Octadecane	mg/L	0.92	NA																			
Pyridine	mg/L		NA																			
TPH	SGT-HEH	mg/L	50	NA																		

**NA** - The analyte was present in the sample.  
**U** - Analyte not detected at or above the associated value.  
**UU** - Analyte not detected at or above the associated estimated value.  
**F** - The result is an estimated concentration.  
 Form 9

Table C-2c Burlington Environmental  
Subpart A Contaminated Stormwater 2018 Compliance Comparison

CATEGORY	PARAMETER	UNIT	LIMIT	Monthly Limit	April 4/26/18 S18050018-01	April Average 5/27/18	May Average 5/27/18	May 5/27/18	May 5/27/18	June Average	Jul	July Average	Aug	August Average 9/17/18	September 9/24/18 1809301-02	September Average 1809301-03	Oct	October Average S1811015-01	November 11/14/18 S1811015-01	November Average S1812016-01	December Average	
Volatiles	1,1,1-Trichloroethane	mg/L		NA											0.010 U							
	1,1,2,2-Tetrachloroethane	mg/L		NA											0.010 U							
	1,1,2-Trichloroethane	mg/L		NA											0.010 U							
	1,1-Dichloroethane	mg/L		NA											0.010 U							
	1,1-Dichlorobenzene	mg/L		NA											0.010 U							
	1,2-Dichlorobenzene	mg/L		NA											0.010 U							
	1,2-Dichloropropane	mg/L		NA											0.010 U							
	1,2-Dichlorobenzene	mg/L		NA											0.010 U							
	1,2-Dichlorobenzene	mg/L		NA											0.010 U							
	1,2-Dichlorobenzene	mg/L		NA											0.010 U							
	Acrylonitrile	mg/L		NA											0.10 U							
	Benzene	mg/L		NA											0.010 U							
	Bromochloromethane	mg/L		NA											0.010 U							
	Bromomethane	mg/L		NA											0.010 U							
	Carbon Tetrachloride	mg/L		NA											0.010 U							
	Chlorobenzene	mg/L		NA											0.010 U							
	Chloroethane	mg/L		NA											0.010 U							
	Chloroform	mg/L		NA											0.010 U							
	Chloromethane	mg/L		NA											0.010 U							
	cis-1,3-Dichloropropene	mg/L		NA											0.010 U							
Dibromochloromethane	mg/L		NA											0.010 U								
Methylene Chloride	mg/L		NA											0.020 U								
Styrene	mg/L		NA											0.010 U								
Tetrachloroethene	mg/L		NA											0.010 U								
trans-1,2-Dichloroethene	mg/L		NA											0.010 U								
Trichloroethylene	mg/L		NA											0.010 U								
Trichloroethylene	mg/L		NA											0.010 U								
Trichloroethylene	mg/L		NA											0.010 U								
Vinyl Chloride	mg/L		NA											0.010 U								

**ND** – The analyte was present in the sample.  
**U** – Analyte not detected at or above the associated value.  
**UU** – Analyte not detected at or above the associated estimated value.  
**F** – The result is an estimated concentration.

Table C-2d Burlington Environmental LLC  
CWT Subpart D Contaminated Stormwater 2018 Compliance Comparison

Category	Parameter	Units	Limit	Monthly Avg Limit	January		February Average	March Average	April		May Average	June Average	Jul	
					1/2/18	1/31/18			4/1/18	4/17/18				5/2/18
Volume, Temperature, and pH	Volume	Gal	50000	NA	16365	17480			14399	16030				
	Temperature	°F	5.50 - 11	NA	6.87	6.7			6.79	6.57				
	pH	pH Units	10.0	NA	<b>0.589</b>	<b>0.344</b>			<b>0.391</b>	<b>0.265</b>				
BTEX	BTEX (total)	mg/L		NA										
	Ethylbenzene	mg/L		NA	0.101	0.05 U			0.05 U	0.05 U				
	m,p-Xylene	mg/L		NA										
	o-Xylene	mg/L		NA										
	Toluene	mg/L		NA	<b>0.253</b>	<b>0.125</b>			0.1	0.05 U				
Conventional	Total Xylenes	mg/L		NA	<b>0.185</b>	<b>0.119</b>			<b>0.191</b>	<b>0.115</b>				
	BOD	mg/L		NA										
	COD	mg/L		NA										
	Cyanide, Total	mg/L	0.64	NA	0.01 U	0.01 U			0.01 U	0.05				
	Phenols, Total	mg/L		NA										
HPAHs	Total Suspended Solids	mg/L		NA										
	Benz(a)anthracene	mg/L		NA										
	Benz(a)pyrene	mg/L		NA										
	Benz(b)fluoranthene	mg/L		NA										
	Benz(g,h,i)perylene	mg/L		NA										
	Chrysene	mg/L		NA										
	Dibenz(a,h)anthracene	mg/L		NA										
Fluoranthene	mg/L	0.787	NA	0.04 U	0.04 U			0.04 U	0.04 U					
LPAHs	Indeno(1,2,3-c,d)pyrene	mg/L		NA										
	Pyrene	mg/L		NA										
	2-Methylnaphthalene	mg/L		NA										
	Acenaphthene	mg/L		NA										
	Acenaphthylene	mg/L		NA										
	Anthracene	mg/L		NA										
	Fluorene	mg/L		NA										
	Naphthalene	mg/L		NA										
	Phenanthrene	mg/L		NA										
	Anthracene	mg/L		NA										
Metals	Antimony	mg/L	0.1	NA	0.05 U	0.05 U			0.05 U	0.05 U				
	Arsenic	mg/L	0.25	NA	<b>0.032</b>	<b>0.013</b>			<b>0.018</b>	<b>0.006</b>				
	Beryllium	mg/L	0.347	NA	<b>0.063</b>	<b>0.115</b>			<b>0.065</b>	<b>0.007 U</b>				
	Cadmium	mg/L	0.222	NA										
	Chromium	mg/L	56.4	18.8	0.01 U	0.01 U			0.01 U	0.01 U				
	Cobalt	mg/L	0.405	0.301	<b>0.053</b>	<b>0.024</b>			<b>0.018</b>	<b>0.021</b>				
	Copper	mg/L	0.222	0.172	0.04 U	0.04 U			0.04 U	0.04 U				
	Lead	mg/L	0.00005	NA	0.0002 U	0.0002 U			0.0002 U	0.0002 U				
	Mercury	mg/L	1	NA	0.01 U	0.01			<b>0.01</b>	0.01 U				
	Molybdenum	mg/L	1	NA	<b>0.075</b>	<b>0.051</b>			0.05 U	<b>0.031</b>				
Metals	Nickel	mg/L	0.2	NA	0.007 U	0.007 U			0.007 U	0.007 U				
	Selenium	mg/L	0.249	NA	0.05 U	0.05 U			0.05 U	0.05 U				
	Silver	mg/L	0.2	NA	0.007 U	0.007 U			0.007 U	0.007 U				
	Thallium	mg/L	0.249	NA	0.05 U	0.05 U			0.05 U	0.05 U				
	Tin	mg/L		NA										
	Titanium	mg/L		NA										
	Vanadium	mg/L		NA										
	Zinc	mg/L	2.0	4.46	<b>0.601</b>	<b>0.271</b>			<b>0.471</b>	<b>0.198</b>				

**Bold** - The analyte was present in the sample.  
**U** - Analyte not detected at or above the associated value.  
**UU** - Analyte not detected at or above the associated estimated value.  
**J** - The result is an estimated concentration.

Table C-2d Burlington Environmental LLC  
CWT Subpart D Contaminated Stormwater 2018 Compliance Comparison

Category	Parameter	Units	Limit	Monthly Avg Limit	January		February Average	March Average	April		May		June Average	Jul	
					1/2/18	1/31/18			4/1/18	4/17/18	5/1/18	5/2/18			
					\$180,035-01	\$180,035-01			\$180,025-01	\$180,403-01	\$180,025-01	180,025-02			
PCBs	Aroclor-1016	mg/L		NA	0.0001 U				0.0003* U			0.000274 U			
	Aroclor-1221	mg/L		NA	0.0001 U				0.0003* U			0.000274 U			
	Aroclor-1232	mg/L		NA	0.0001 U				0.0003* U			0.000274 U			
	Aroclor-1242	mg/L		NA	0.0001 U				0.0003* U			0.000274 U			
	Aroclor-1248	mg/L		NA	0.0001 U				0.0003* U			0.000274 U			
	Aroclor-1254	mg/L		NA	0.0001 U				0.0003* U			0.000274 U			
	Aroclor-1260	mg/L		NA	0.0001 U				0.0003* U			0.000274 U			
	Total PCBs	mg/L	0.003	NA	<b>0.0007</b>				<b>0.0021</b>				<b>0.001918</b>		
	Phenols	Pentachlorophenol	mg/L		NA								0.040 U		
		Phenol	mg/L	0.267	0.158	0.1 U	0.1 U			0.1 U	0.1 U		0.0081 U		
Phthalates	Bis(2-ethylhexyl) phthalate	mg/L		NA											
	Bis(2-benzyl) phthalate	mg/L		NA								0.0081 U			
	Diethyl phthalate	mg/L		NA								0.0081 U			
	Dimethyl phthalate	mg/L		NA								0.0081 U			
	Di-n-butyl phthalate	mg/L		NA								0.0081 U			
	Di-n-octyl phthalate	mg/L		NA								0.0081 U			
SVOA	1,2,4-Trichlorobenzene	mg/L		NA								<b>0.0081 UJ</b>			
	1,2-Diphenylhydrazine	mg/L		NA								<b>0.0081 UJ</b>			
	2,2'-oxybis(1-chloropropane)	mg/L		NA								<b>0.0081 UJ</b>			
	2,3-Dichloroaniline	mg/L	0.155	0.106	0.1 U	0.1 U			0.1 U	0.1 U		0.0081 U			
	2,4,6-Trichlorophenol	mg/L		NA								0.0081 U			
	2,4-Dichlorophenol	mg/L		NA								0.0081 U			
	2,4-Dimethylphenol	mg/L		NA								0.0081 U			
	2,4-Dinitrophenol	mg/L		NA								0.081			
	2,4-Dinitrotoluene	mg/L		NA								0.0081 U			
	2,6-Dinitrotoluene	mg/L		NA								0.0081 U			
	2-Chloroacetaldehyde	mg/L		NA								<b>0.0081 UJ</b>			
	2-Chlorophenol	mg/L		NA								0.0081 U			
	2-Methyl-4,6-dinitrophenol	mg/L		NA								0.040 U			
	2-Methylphenol	mg/L	1.92	0.561	0.1 U	0.1 U			0.1 U	0.1 U		0.0081 U			
SVOA	3 & 4-Methylphenol	mg/L	0.698	0.205	0.1 U	0.1 U			0.1 U	0.1 U		0.0081 U			
	3,3'-Dichlorobenzidine	mg/L		NA								0.040 U			
	4-Bromophenyl phenyl ether	mg/L		NA								0.0081 U			
	4-Chloro-3-Methylphenol	mg/L		NA								0.0081 U			
	4-Chlorophenyl phenyl ether	mg/L		NA								0.0081 U			
	4-Nitrophenol	mg/L		NA								0.040 U			
	Acetophenone	mg/L		NA								<b>0.0081 UJ</b>			
	alpha-Terpineol	mg/L		NA								0.0081 U			
	Aniline	mg/L		NA								0.040 U			
	Benzidine	mg/L		NA								0.0081 U			
Bis(2-chloroethoxy) methane	mg/L		NA								0.0081 U				
Bis(2-chloroethyl) ether	mg/L		NA								0.0081 U				
Carbazole	mg/L	0.392	0.233	0.1 U	0.1 U			0.1 U	0.1 U		0.0081 U				
Hexachlorobenzene	mg/L		NA								0.0081 U				
Hexachlorobutadiene	mg/L		NA								0.0081 U				

**Bold** - The analyte was present in the sample.  
 U - Analyte not detected at or above the associated value.  
 UJ - Analyte not detected at or above the associated estimated value.  
 J - The result is an estimated concentration.  
 Form 8

Table C-2d Burlington Environmental LLC  
CWT Subpart D Contaminated Stormwater 2018 Compliance Comparison

Category	Parameter	Units	Limit	Monthly Avg Limit	January		February Average	March Average	April		April Average	May		May Average	June Average	Jul
					1/2/18	1/31/18			4/1/18	4/17/18		5/2/18	5/21/18			
SVOA	Hexachlorocyclopentadiene	mg/L	NA	NA												
	Hexachloroethane	mg/L	NA	NA												
	Isopharone	mg/L	NA	NA												
	n-Decane	mg/L	5.79	3.31	0.1 U	0.1 U			0.1 U	0.1 U	0.1					
	Nitrobenzene	mg/L	NA	NA												
	N-Nitrosodimethylamine	mg/L	NA	NA												
	N-Nitroso-di-n-propylamine	mg/L	NA	NA												
	N-Nitrosodiphenylamine	mg/L	NA	NA												
	n-Octadecane	mg/L	1.22	0.925	0.1 U	0.1 U			0.1 U	0.1 U	0.1					
	Pyridine	mg/L	NA	NA												
TPH	SGT-HEM	mg/L	50	NA	5 U				5 U	5 U						
	1,1,1-Trichloroethane	mg/L	NA	NA												
Volatiles	1,1,2,2-Tetrachloroethane	mg/L	NA	NA												
	1,1,2-Trichloroethane	mg/L	NA	NA												
	1,1-Dichloroethane	mg/L	NA	NA												
	1,1-Dichloroethene	mg/L	NA	NA												
	1,2-Dichlorobenzene	mg/L	NA	NA												
	1,2-Dichloroethane	mg/L	NA	NA												
	1,2-Dichloropropane	mg/L	NA	NA												
	1,3-Dichlorobenzene	mg/L	NA	NA												
	1,4-Dichlorobenzene	mg/L	NA	NA												
	2-Chloroethyl vinyl ether	mg/L	NA	NA												
	Acrolein	mg/L	NA	NA												
	Acrylonitrile	mg/L	NA	NA												
	Benzene	mg/L	0.5	NA	0.05 U	0.05 U				0.05 U	0.05 U					
	Bromodichloromethane	mg/L	NA	NA												
	Bromobrom	mg/L	NA	NA												
	Bromomethane	mg/L	NA	NA												
	Carbon Tetrachloride	mg/L	NA	NA												
	Chlorobenzene	mg/L	NA	NA												
	Chloroethane	mg/L	NA	NA												
Chloroform	mg/L	NA	NA													
Chloromethane	mg/L	NA	NA													
cis-1,3-Dichloropropene	mg/L	NA	NA													
Dibromochloromethane	mg/L	NA	NA													
Methylene Chloride	mg/L	NA	NA													
Styrene	mg/L	NA	NA													
Tetrachloroethene	mg/L	NA	NA													
trans-1,2-Dichloroethene	mg/L	NA	NA													
trans-1,3-Dichloropropene	mg/L	NA	NA													
Trichloroethene	mg/L	NA	NA													
Trichlorofluoromethane	mg/L	NA	NA													
Vinyl Chloride	mg/L	NA	NA													

**Bold** – The analyte was present in the sample.  
**U** – Analyte not detected at or above the associated value.  
**UU** – Analyte not detected at or above the associated estimated value.  
**J** – The result is an estimated concentration.  
 Form 8

Table C-2d Burlington Environmental LLC  
CWT Subpart D Contaminated Stormwater 2018 Compliance Comparison

Category	Parameter	Units	Limit	Monthly Avg Limit	July Average	Aug	August Average	Sep	September Average	Oct	October Average	Nov	November Average	Dec	December Average
Volume, Temperature, and pH	Volume	Gal	50000	NA											
	Temperature	°F	NA	NA											
	pH	pH Units	5.50 - 11	NA											
BTEX	BTEX (total)	mg/L	10.0	NA											
	Ethylbenzene	mg/L		NA											
	m,p-Xylene	mg/L		NA											
	o-Xylene	mg/L		NA											
	Toluene	mg/L		NA											
Conventional	Total Xylenes	mg/L		NA											
	BOD	mg/L		NA											
	COD	mg/L		NA											
	Cyanide, Total	mg/L	0.64	NA											
	Phenols, Total	mg/L		NA											
HPAHs	Total Suspended Solids	mg/L		NA											
	Benz(a)anthracene	mg/L		NA											
	Benz(a)pyrene	mg/L		NA											
	Benz(b)fluoranthene	mg/L		NA											
	Benz(g,h,i)perylene	mg/L		NA											
	Chrysene	mg/L		NA											
	Dibenz(a,h)anthracene	mg/L		NA											
	Fluoranthene	mg/L	0.787	0.393											
	Indeno(1,2,3-c,d)pyrene	mg/L		NA											
	Pyrene	mg/L		NA											
LPAHs	2-Methylnaphthalene	mg/L		NA											
	Acenaphthene	mg/L		NA											
	Acenaphthylene	mg/L		NA											
	Anthracene	mg/L		NA											
	Fluorene	mg/L		NA											
	Naphthalene	mg/L		NA											
	Phenanthrene	mg/L		NA											
Metals	Antimony	mg/L		NA											
	Arsenic	mg/L	0.1	NA											
	Beryllium	mg/L		NA											
	Cadmium	mg/L	0.25	NA											
	Chromium	mg/L	0.347	0.487											
	Cobalt	mg/L	56.4	18.8											
	Copper	mg/L	0.405	0.301											
	Lead	mg/L	0.222	0.172											
	Mercury	mg/L	0.00005	NA											
	Molybdenum	mg/L	1	NA											
Nickel	mg/L	1	NA												
Selenium	mg/L	0.1	NA												
Silver	mg/L	0.2	NA												
Thallium	mg/L		NA												
Tin	mg/L	0.249	0.146												
Titanium	mg/L		NA												
Vanadium	mg/L		NA												
Zinc	mg/L	2.0	4.46												

**Bold** - The analyte was present in the sample.  
**U** - Analyte not detected at or above the associated value.  
**UU** - Analyte not detected at or above the associated estimated value.  
**J** - The result is an estimated concentration.  
 Form 8

Table C-2d Burlington Environmental LLC  
CWT Subpart D Contaminated Stormwater 2018 Compliance Comparison

Category	Parameter	Units	Limit	Monthly Avg Limit	July Average	Aug	August Average	Sep	September Average	Oct	October Average	Nov	November Average	Dec	December Average
PCBs	Aroclor-1016	mg/L		NA											
	Aroclor-1221	mg/L		NA											
	Aroclor-1232	mg/L		NA											
	Aroclor-1242	mg/L		NA											
	Aroclor-1248	mg/L		NA											
	Aroclor-1254	mg/L		NA											
	Aroclor-1260	mg/L		NA											
Total PCBs	mg/L	0.003	NA												
Phenols	Pentachlorophenol	mg/L		NA											
	Phenol	mg/L		NA											
Phthalates	Bis(2-ethylhexyl) phthalate	mg/L	0.267	0.158											
	Bis(4-benzyl) phthalate	mg/L		NA											
	Diethyl phthalate	mg/L		NA											
	Dimethyl phthalate	mg/L		NA											
	Di-n-butyl phthalate	mg/L		NA											
	Di-n-octyl phthalate	mg/L		NA											
	1,2,4-Trichlorobenzene	mg/L		NA											
1,2-Diphenylhydrazine	mg/L		NA												
2,2'-oxybis(1-chloropropane)	mg/L		NA												
2,3-Dichloroaniline	mg/L		NA												
2,4,6-Trichlorophenol	mg/L	0.155	0.106												
SVOA	2,4-Dichlorophenol	mg/L		NA											
	2,4-Dimethylphenol	mg/L		NA											
	2,4-Dinitrophenol	mg/L		NA											
	2,4-Dinitrotoluene	mg/L		NA											
	2,6-Dinitrotoluene	mg/L		NA											
	2-Chloroacaphthalene	mg/L		NA											
	2-Chlorophenol	mg/L		NA											
	2-Methyl-4,6-dinitrophenol	mg/L		NA											
	2-Methylphenol	mg/L	1.92	0.561											
	2-Nitrophenol	mg/L		NA											
	3 & 4-Methylphenol	mg/L	0.698	0.205											
	3,3'-Dichlorobenzidine	mg/L		NA											
	4-Bromophenyl phenyl ether	mg/L		NA											
4-Chloro-3-Methylphenol	mg/L		NA												
4-Chlorophenyl phenyl ether	mg/L		NA												
4-Nitrophenol	mg/L		NA												
Acetophenone	mg/L		NA												
alpha-Terpinol	mg/L		NA												
Aniline	mg/L		NA												
Benzidine	mg/L		NA												
Bis(2-chloroethoxy) methane	mg/L		NA												
Bis(2-chloroethyl) ether	mg/L		NA												
Carbazole	mg/L	0.392	0.233												
Hexachlorobenzene	mg/L		NA												
Hexachlorobutadiene	mg/L		NA												

**BD** - The analyte was present in the sample.  
**U** - Analyte not detected at or above the associated value.  
**LU** - Analyte not detected at or above the associated estimated value.  
**J** - The result is an estimated concentration.

Table C-2d Burlington Environmental LLC  
CWT Subpart D Contaminated Stormwater 2018 Compliance Comparison

Category	Parameter	Units	Limit	Monthly Avg Limit	July Average	Aug	August Average	Sep	September Average	Oct	October Average	Nov	November Average	Dec	December Average
SVOA	Hexachlorocyclopentadiene	mg/L		NA											
	Hexachloroethane	mg/L		NA											
	Isophorone	mg/L		NA											
	n-Decane	mg/L	5.79	3.31											
	Nitrobenzene	mg/L		NA											
	N-Nitrosodimethylamine	mg/L		NA											
	N-Nitroso-di-n-propylamine	mg/L		NA											
	N-Nitrosodiphenylamine	mg/L		NA											
	n-Octadecane	mg/L		1.22	0.925										
	Pyridine	mg/L		NA											
TPH	SGT-HEM	mg/L	50	NA											
	1,1,1-Trichloroethane	mg/L		NA											
Volatiles	1,1,2,2-Tetrachloroethane	mg/L		NA											
	1,1,2-Trichloroethane	mg/L		NA											
	1,1-Dichloroethane	mg/L		NA											
	1,1-Dichloroethane	mg/L		NA											
	1,2-Dichlorobenzene	mg/L		NA											
	1,2-Dichloroethane	mg/L		NA											
	1,2-Dichloropropane	mg/L		NA											
	1,3-Dichlorobenzene	mg/L		NA											
	1,4-Dichlorobenzene	mg/L		NA											
	2-Chloroethyl vinyl ether	mg/L		NA											
	Acrolein	mg/L		NA											
	Acrylonitrile	mg/L		NA											
	Benzene	mg/L		0.5	NA										
	Bromodichloromethane	mg/L		NA											
	Bromoform	mg/L		NA											
	Bromomethane	mg/L		NA											
	Carbon Tetrachloride	mg/L		NA											
	Chlorobenzene	mg/L		NA											
	Chloroethane	mg/L		NA											
	Chloroform	mg/L		NA											
Chloromethane	mg/L		NA												
cis-1,3-Dichloropropene	mg/L		NA												
Dibromochloromethane	mg/L		NA												
Methylene Chloride	mg/L		NA												
Styrene	mg/L		NA												
Tetrachloroethene	mg/L		NA												
trans-1,2-Dichloroethene	mg/L		NA												
trans-1,3-Dichloropropene	mg/L		NA												
Trichloroethene	mg/L		NA												
Trichlorofluoromethane	mg/L		NA												
Vinyl Chloride	mg/L		NA												

**Bold** – The analyte was present in the sample.  
*U* – Analyte not detected at or above the associated value.  
*UI* – Analyte not detected at or above the associated estimated value.  
*J* – The result is an estimated concentration.



Table C-3 Caraustar  
2018 Compliance Comparison

Parameter	Units	Limit	January	February	March	April	May	June	July	August	September	October	November	December
						P04/12/2018							P11/06/2018	P11/08/2018
Daily Flow (average)	gpd	200,000	12,223	9,381	3,597	14,211	2,450	1,414	1,414	2,453	930	7,140	8,701	7,900
Temperature	F	110	NR	NR	NR	99.0	NR	NR	NR	NR	NR	NR	NR	NR
pH	SU	5.5-11.0	NR	NR	NR	6.46	NR	NR	NR	NR	NR	NR	NR	NR
BOD	Report		NR	NR	NR	3330	NR	NR	NR	NR	NR	NR	NR	NR
COD	Report		NR	NR	NR	6120	NR	NR	NR	NR	NR	NR	NR	NR
TSS	Report		NR	NR	NR	308	NR	NR	NR	NR	NR	NR	NR	NR
Arsenic	Report		NR	NR	NR	0.01	NR	NR	NR	NR	NR	NR	NR	NR
Cadmium	Report		NR	NR	NR	0.000618	NR	NR	NR	NR	NR	NR	NR	NR
Chromium	Report		NR	NR	NR	0.00716	NR	NR	NR	NR	NR	NR	NR	NR
Copper	Report		NR	NR	NR	0.0318	NR	NR	NR	NR	NR	NR	NR	NR
Lead	Report		NR	NR	NR	0.01	NR	NR	NR	NR	NR	NR	NR	NR
Molybdenum	Report		NR	NR	NR	0.0447	NR	NR	NR	NR	NR	NR	NR	NR
Nickel	Report		NR	NR	NR	0.00637	NR	NR	NR	NR	NR	NR	NR	NR
Selenium	Report		NR	NR	NR	0.02	NR	NR	NR	NR	NR	NR	NR	NR
Silver	Report		NR	NR	NR	NR	NR	NR	NR	NR	NR	NR	NR	NR
Mercury	Report		NR	NR	NR	NR	NR	NR	NR	NR	NR	NR	NR	NR
Zinc	Report		NR	NR	NR	0.0901	NR	NR	NR	NR	NR	NR	NR	NR
TTO	Report		NR	NR	NR	0.0503	NR	NR	NR	NR	NR	NR	NR	NR
CN	Report		NR	NR	NR	0.01	NR	NR	NR	NR	NR	NR	NR	NR
TPH	Report		NR	NR	NR	9.5	NR	NR	NR	NR	NR	NR	19	NR

P - POTW Monitoring  
S - Self Monitoring  
NR - Not Run





Table C-4 Darling International  
2018 Compliance Comparison

Parameter	Units	Limit	Date														
			March						April								
			S03/06/2018	P03/06/2018	S03/07/2018	P03/07/2018	S03/08/2018	P03/08/2018	S03/08/2018	S03/09/2018	P04/02/2018	P04/03/2018	S04/03/2018	P04/04/2018	S04/04/2018	P04/05/2018	S04/05/2018
Daily Flow (average)	gpd	216,000															
Temperature	F	100	NR	70.7	89.5	87.6	NR	74.3	NR	88.3	88.9	76.5	66	NR	NR	NR	NR
pH	units	5.5-11.0	NR	8.08	8.18	7.91	NR	7.02	NR	7.04	7.11	5.91	6.48	NR	NR	NR	NR
SGT-HEM	mg/L	50	NR	NR	6.0	NR	NR	NR	NR	5.0	5	9.6	5.0	NR	NR	NR	NR
HEM	mg/L	300	NR	NR	48	NR	NR	NR	NR	36	5.6	26.7	7.8	NR	NR	NR	NR
BOD	mg/L	Report	2500	3140	3500	3010	2500	3480	2700	1300	1400	NR	2300	2300	2000	2970	2800
COD	mg/L	Report	NR	4870	NR	5080	NR	5570	NR	NR	NR	NR	3660	NR	NR	4450	NR
Arsenic	mg/L	0.1	NR	NR	NR	NR	NR	NR	NR	NR	NR	NR	NR	NR	NR	NR	NR
Cadmium	mg/L	0.25	NR	NR	NR	NR	NR	NR	NR	NR	NR	NR	NR	NR	NR	NR	NR
Chromium	mg/L	1	NR	NR	NR	NR	NR	NR	NR	NR	NR	NR	NR	NR	NR	NR	NR
Copper	mg/L	1	NR	NR	NR	NR	NR	NR	NR	NR	NR	NR	NR	NR	NR	NR	NR
Total Cyanide	mg/L	0.64	NR	NR	NR	NR	NR	NR	NR	NR	NR	NR	NR	NR	NR	NR	NR
Lead	mg/L	0.4	NR	NR	NR	NR	NR	NR	NR	NR	NR	NR	NR	NR	NR	NR	NR
Mercury	mg/L	0.05	NR	NR	NR	NR	NR	NR	NR	NR	NR	NR	NR	NR	NR	NR	NR
Nickel	mg/L	1	NR	NR	NR	NR	NR	NR	NR	NR	NR	NR	NR	NR	NR	NR	NR
Silver	mg/L	0.2	NR	NR	NR	NR	NR	NR	NR	NR	NR	NR	NR	NR	NR	NR	NR
Zinc	mg/L	2	NR	NR	NR	NR	NR	NR	NR	NR	NR	NR	NR	NR	NR	NR	NR
TSS	mg/L	500	170	195	240	433	430	355	300	160	14	NR	108	80	270	435	340
Molybdenum	mg/L	1.0	NR	NR	NR	NR	NR	NR	NR	NR	NR	NR	NR	NR	NR	NR	NR
Selenium	mg/L	0.1	NR	NR	NR	NR	NR	NR	NR	NR	NR	NR	NR	NR	NR	NR	NR

P - POTW Monitoring  
S - Self Monitoring  
NR - Not Run

Table C-4 Darling International  
2018 Compliance Comparison

Parameter	Units	Limit	April				May				June					
			S04/24/2018	S04/25/2018	S04/26/2018	P04/30/2018	P05/01/2018	S05/01/2018	S05/02/2018	P05/03/2018	S05/03/2018	P06/04/2018	S06/05/2018	P06/06/2018	S06/06/2018	
Daily Flow (average)	gpd	216,000	87.4	87.3	87.6	74.3	84.7	91.9	NR	NR	NR	87.3	94.1	NR	88.7	NR
Temperature	F	100	7.54	6.41	5.93	6.59	7.42	6.17	NR	NR	NR	6.00	6.49	NR	5.84	NR
pH	units	5.5-11.0	5	5	5	NR	NR	NR	NR	NR	NR	NR	NR	NR	NR	NR
SGT-HEM	mg/L	50	28	9.6	14	NR	NR	NR	NR	NR	NR	NR	NR	NR	NR	NR
HEM	mg/L	300	3800	3300	3000	NR	3290	3210	3300	2800	2700	NR	5430	4200	NR	3500
BOD	mg/L	Report	NR	NR	NR	NR	4,900	4,630	NR	4,180	NR	NR	8700	NR	NR	NR
COD	mg/L	Report	NR	NR	NR	NR	NR	NR	NR	NR	NR	NR	NR	NR	NR	NR
Arsenic	mg/L	0.1	NR	NR	NR	NR	NR	NR	NR	NR	NR	NR	NR	NR	NR	NR
Cadmium	mg/L	0.25	NR	NR	NR	NR	NR	NR	NR	NR	NR	NR	NR	NR	NR	NR
Chromium	mg/L	1	NR	NR	NR	NR	NR	NR	NR	NR	NR	NR	NR	NR	NR	NR
Copper	mg/L	1	NR	NR	NR	NR	NR	NR	NR	NR	NR	NR	NR	NR	NR	NR
Total Cyanide	mg/L	0.64	NR	NR	NR	NR	NR	NR	NR	NR	NR	NR	NR	NR	NR	NR
Lead	mg/L	0.4	NR	NR	NR	NR	NR	NR	NR	NR	NR	NR	NR	NR	NR	NR
Mercury	mg/L	0.05	NR	NR	NR	NR	NR	NR	NR	NR	NR	NR	NR	NR	NR	NR
Nickel	mg/L	1	NR	NR	NR	NR	NR	NR	NR	NR	NR	NR	NR	NR	NR	NR
Silver	mg/L	0.2	NR	NR	NR	NR	NR	NR	NR	NR	NR	NR	NR	NR	NR	NR
Zinc	mg/L	2	NR	NR	NR	NR	NR	NR	NR	NR	NR	NR	NR	NR	NR	NR
TSS	mg/L	500	90	37	40	NR	122	87.5	250	150	97.5	100	378	110	420	
Molybdenum	mg/L	1.0	NR	NR	NR	NR	NR	NR	NR	NR	NR	NR	NR	NR	NR	NR
Selenium	mg/L	0.1	NR	NR	NR	NR	NR	NR	NR	NR	NR	NR	NR	NR	NR	NR
			68,244				68,603				72,597					

P - POTW Monitoring  
S - Self Monitoring  
NR - Not Run

Table C-4 Darling International  
2018 Compliance Comparison

Parameter	Units	Date Limit	June				July				August							
			P06/07/2018	S06/07/2018	P06/08/2018	S06/08/2018	P07/09/2018	S07/10/2018	P07/10/2018	S07/11/2018	P07/12/2018	S07/12/2018	P08/06/2018	S08/07/2018	P08/07/2018	S08/08/2018		
Daily Flow (average)	gpd	216,000																
Temperature	F	100	NR	NR	NR	NR	87.4	92.3	NR	90.7	NR	NR	NR	NR	89.6	NR	96.4	NR
pH	units	5.5-11.0	NR	NR	NR	NR	5.96	6.79	NR	6.05	NR	NR	NR	NR	6.41	NR	6.07	NR
SGT-HEM	mg/L	50	NR	NR	NR	NR	9.2	12.9	NR	6.5	NR	NR	NR	NR	NR	NR	NR	NR
HEM	mg/L	300	NR	NR	NR	NR	32.4	8.2	NR	24.2	NR	NR	NR	NR	NR	NR	NR	NR
BOD	mg/L	Report	4850	3600	8430	Report	NR	7140	5600	6210	6700	7460	2900	3330	NR	2900	3330	6500
COD	mg/L	Report	7220	14400	14400	Report	NR	11900	NR	10100	NR	11300	NR	5220	NR	NR	5220	NR
Arsenic	mg/L	0.1	NR	NR	NR	NR	NR	NR	NR	NR	NR	NR	NR	NR	NR	NR	NR	NR
Cadmium	mg/L	0.25	NR	NR	NR	NR	NR	NR	NR	NR	NR	NR	NR	NR	NR	NR	NR	NR
Chromium	mg/L	1	NR	NR	NR	NR	NR	NR	NR	NR	NR	NR	NR	NR	NR	NR	NR	NR
Copper	mg/L	1	NR	NR	NR	NR	NR	NR	NR	NR	NR	NR	NR	NR	NR	NR	NR	NR
Total Cyanide	mg/L	0.64	NR	NR	NR	NR	NR	NR	NR	NR	NR	NR	NR	NR	NR	NR	NR	NR
Lead	mg/L	0.4	NR	NR	NR	NR	NR	NR	NR	NR	NR	NR	NR	NR	NR	NR	NR	NR
Mercury	mg/L	0.05	NR	NR	NR	NR	NR	NR	NR	NR	NR	NR	NR	NR	NR	NR	NR	NR
Nickel	mg/L	1	NR	NR	NR	NR	NR	NR	NR	NR	NR	NR	NR	NR	NR	NR	NR	NR
Silver	mg/L	0.2	NR	NR	NR	NR	NR	NR	NR	NR	NR	NR	NR	NR	NR	NR	NR	NR
Zinc	mg/L	2	NR	NR	NR	NR	NR	NR	NR	NR	NR	NR	NR	NR	NR	NR	NR	NR
TSS	mg/L	500	378	340	2330	Report	NR	180	190	168	470	253	87	59.2	NR	87	59.2	100
Molybdenum	mg/L	1.0	NR	NR	NR	NR	NR	NR	NR	NR	NR	NR	NR	NR	NR	NR	NR	NR
Selenium	mg/L	0.1	NR	NR	NR	NR	NR	NR	NR	NR	NR	NR	NR	NR	NR	NR	NR	NR

P - POTW Monitoring  
S - Self Monitoring  
NR - Not Run

Table C-4 Darling International  
2018 Compliance Comparison

Parameter	Units	Limit	Date													
			August						September							
			S08/08/2018	P08/08/2018	S08/09/2018	P08/09/2018	S08/10/2018	S08/27/2018	S09/05/2018	P09/05/2018	S09/06/2018	P09/07/2018	S09/07/2018	P09/07/2018	S09/09/2018	P09/12/2018
Daily Flow (average)	gpd	2,16,000	87.8	78.4	NR	87.9	88.4	NR	NR	88.3	NR	91.2	NR	81.1	NR	NR
Temperature	F	100	6.21	6.32	NR	6.16	6.65	NR	NR	6.03	NR	5.89	NR	5.87	NR	NR
pH	units	5.5-11.0	5	NR	NR	5	5	NR	NR	NR	NR	NR	NR	NR	NR	NR
SGT-HEM	mg/L	50	5	NR	NR	5	9.2	NR	NR	NR	NR	NR	NR	NR	NR	NR
HEM	mg/L	300	NR	NR	NR	NR	NR	NR	NR	NR	NR	NR	NR	NR	NR	NR
BOD	mg/L	Report	6400	6370	6000	4900	3900	3900	5500	7760	6700	8640	14000	7950	7400	5800
COD	mg/L	Report	NR	9270	NR	NR	8380	NR	NR	11700	NR	12200	NR	11500	NR	NR
Arsenic	mg/L	0.1	NR	NR	NR	NR	NR	NR	NR	NR	NR	NR	NR	NR	NR	NR
Cadmium	mg/L	0.25	NR	NR	NR	NR	NR	NR	NR	NR	NR	NR	NR	NR	NR	NR
Chromium	mg/L	1	NR	NR	NR	NR	NR	NR	NR	NR	NR	NR	NR	NR	NR	NR
Copper	mg/L	1	NR	NR	NR	NR	NR	NR	NR	NR	NR	NR	NR	NR	NR	NR
Total Cyanide	mg/L	0.64	NR	NR	NR	NR	NR	NR	NR	NR	NR	NR	NR	NR	NR	NR
Lead	mg/L	0.4	NR	NR	NR	NR	NR	NR	NR	NR	NR	NR	NR	NR	NR	NR
Mercury	mg/L	0.05	NR	NR	NR	NR	NR	NR	NR	NR	NR	NR	NR	NR	NR	NR
Nickel	mg/L	1	NR	NR	NR	NR	NR	NR	NR	NR	NR	NR	NR	NR	NR	NR
Silver	mg/L	0.2	NR	NR	NR	NR	NR	NR	NR	NR	NR	NR	NR	NR	NR	NR
Zinc	mg/L	2	NR	NR	NR	NR	NR	NR	NR	NR	NR	NR	NR	NR	NR	NR
TSS	mg/L	500	110	175	130	110	60	170	370	340	250	155	100	103	500	230
Molybdenum	mg/L	1.0	NR	NR	NR	NR	NR	NR	NR	NR	NR	NR	NR	NR	NR	NR
Selenium	mg/L	0.1	NR	NR	NR	NR	NR	NR	NR	NR	NR	NR	NR	NR	NR	NR

P - POTW Monitoring  
S - Self Monitoring  
NR - Not Run





Table C-4 Darling International  
2018 Compliance Comparison

Parameter	Units	Limit	Date			
			S12/05/2018	P12/16/2018	S12/06/2018	S12/07/2018
Daily Flow (average)	gpd	216,000	131,821			
Temperature	F	100	NR	65.8	NR	62.6
pH	units	5.5-11.0	NR	6.21	NR	6.36
SGT-HEM	mg/L	50	NR	NR	NR	NR
HEM	mg/L	300	NR	NR	NR	NR
BOD	mg/L	Report	1200	3620	1900	2180
COD	mg/L	Report	NR	4060	NR	3600
Arsenic	mg/L	0.1	NR	NR	NR	NR
Cadmium	mg/L	0.25	NR	NR	NR	NR
Chromium	mg/L	1	NR	NR	NR	NR
Copper	mg/L	1	NR	NR	NR	NR
Total Cyanide	mg/L	0.64	NR	NR	NR	NR
Lead	mg/L	0.4	NR	NR	NR	NR
Mercury	mg/L	0.05	NR	NR	NR	NR
Nickel	mg/L	1	NR	NR	NR	NR
Silver	mg/L	0.2	NR	NR	NR	NR
Zinc	mg/L	2	NR	NR	NR	NR
TSS	mg/L	500	140	112	150	115
Molybdenum	mg/L	1.0	NR	NR	NR	NR
Selenium	mg/L	0.1	NR	NR	NR	NR

P - POTW Monitoring  
S - Self Monitoring  
NR - Not Run



Table C-5 Ecotex Healthcare  
2018 Compliance Comparison

Parameter	Units	Limit	January															
			S01/04/2018	S01/05/2018	S01/06/2018	S01/08/2018	S01/09/2018	S01/12/2018	S01/18/2018	S01/23/2018	S01/24/2018	S01/25/2018	S01/26/2018	S01/27/2018				
Daily Flow (average)	gpd	105,000	10.0	10.5	10.5	10.0	10.5	10.5	10.5	10.5	10.0	10.0	10.0	10.0	10.0	9.5	9.5	10.0
pH	SU	5.5-11.8	78	70	72	71	78	78	78	78	80	80	80	80	80	81	80	82
Temperature	F	120	NR	NR	NR	NR	NR	NR	NR	NR	NR	NR	NR	NR	NR	NR	NR	NR
SGT-HEM	mg/L	100	NR	NR	NR	NR	NR	NR	NR	NR	NR	NR	NR	NR	NR	NR	NR	NR
Arsenic	mg/L	Report	NR	NR	NR	NR	NR	NR	NR	NR	NR	NR	NR	NR	NR	NR	NR	NR
Copper	mg/L	1.0	NR	NR	NR	NR	NR	NR	NR	NR	NR	NR	NR	NR	NR	NR	NR	NR
Lead	mg/L	0.4	NR	NR	NR	NR	NR	NR	NR	NR	NR	NR	NR	NR	NR	NR	NR	NR
Zinc	mg/L	2.0	NR	NR	NR	NR	NR	NR	NR	NR	NR	NR	NR	NR	NR	NR	NR	NR
Cadmium	mg/L	0.25	NR	NR	NR	NR	NR	NR	NR	NR	NR	NR	NR	NR	NR	NR	NR	NR
Molybdenum	mg/L	1.00	NR	NR	NR	NR	NR	NR	NR	NR	NR	NR	NR	NR	NR	NR	NR	NR
Selenium	mg/L	0.1	NR	NR	NR	NR	NR	NR	NR	NR	NR	NR	NR	NR	NR	NR	NR	NR
Chromium	mg/L	1.0	NR	NR	NR	NR	NR	NR	NR	NR	NR	NR	NR	NR	NR	NR	NR	NR
Silver	mg/L	Report	NR	NR	NR	NR	NR	NR	NR	NR	NR	NR	NR	NR	NR	NR	NR	NR
Mercury	mg/L	Report	NR	NR	NR	NR	NR	NR	NR	NR	NR	NR	NR	NR	NR	NR	NR	NR
Nickel	mg/L	1.0	NR	NR	NR	NR	NR	NR	NR	NR	NR	NR	NR	NR	NR	NR	NR	NR
Cyanide	mg/L	Report	NR	NR	NR	NR	NR	NR	NR	NR	NR	NR	NR	NR	NR	NR	NR	NR
TSS	mg/L	Report	NR	NR	NR	NR	NR	NR	NR	NR	NR	NR	NR	NR	NR	NR	NR	NR
BOD	mg/L	Report	NR	NR	NR	NR	NR	NR	NR	NR	NR	NR	NR	NR	NR	NR	NR	NR
COD	mg/L	Report	NR	NR	NR	NR	NR	NR	NR	NR	NR	NR	NR	NR	NR	NR	NR	NR
TTO	mg/L	2.13	NR	NR	NR	NR	NR	NR	NR	NR	NR	NR	NR	NR	NR	NR	NR	NR

P - POTW Monitoring  
S - Self Monitoring  
NR - Not Run



Table C-5 Ecotex Healthcare  
2018 Compliance Comparison

Parameter	Units	Limit	February														March					
			S02/14/2018	S02/15/2018	S02/16/2018	S02/17/2018	S02/19/2018	S02/20/2018	S02/20/2018	S02/21/2018	S02/22/2018	S02/23/2018	S02/24/2018	S02/26/2018	S02/27/2018	S02/27/2018	S02/20/2018	S03/01/2018				
Daily Flow (average)	gpd	105,000	10.0	10.5	11.0	11.0	10.7	10.7	10.7	10.0	10.0	9.5	10.0	10.0	10.0	11.0	11.0	11.0	11.0	11.5	37,094 (1,001,55)	
pH	SU	5.5-11.8	8	81	81	80	82	87	82	80	82	80	81	80	80	82	82	82	84	80	80	
Temperature	F	120	NR	NR	NR	NR	NR	NR	NR	NR	NR	NR	NR	NR	NR	NR	NR	NR	NR	NR	NR	
SGT-HEM	mg/L	100	NR	NR	NR	NR	NR	NR	NR	NR	NR	NR	NR	NR	NR	NR	NR	NR	NR	NR	NR	
Arsenic	mg/L	Report	NR	NR	NR	NR	NR	NR	NR	NR	NR	NR	NR	NR	NR	NR	NR	NR	NR	NR	NR	
Copper	mg/L	1.0	NR	NR	NR	NR	NR	NR	NR	NR	NR	NR	NR	NR	NR	NR	NR	NR	NR	NR	NR	
Lead	mg/L	0.4	NR	NR	NR	NR	NR	NR	NR	NR	NR	NR	NR	NR	NR	NR	NR	NR	NR	NR	NR	
Zinc	mg/L	2.0	NR	NR	NR	NR	NR	NR	NR	NR	NR	NR	NR	NR	NR	NR	NR	NR	NR	NR	NR	
Cadmium	mg/L	0.25	NR	NR	NR	NR	NR	NR	NR	NR	NR	NR	NR	NR	NR	NR	NR	NR	NR	NR	NR	
Molybdenum	mg/L	1.00	NR	NR	NR	NR	NR	NR	NR	NR	NR	NR	NR	NR	NR	NR	NR	NR	NR	NR	NR	
Selenium	mg/L	0.1	NR	NR	NR	NR	NR	NR	NR	NR	NR	NR	NR	NR	NR	NR	NR	NR	NR	NR	NR	
Chromium	mg/L	1.0	NR	NR	NR	NR	NR	NR	NR	NR	NR	NR	NR	NR	NR	NR	NR	NR	NR	NR	NR	
Silver	mg/L	Report	NR	NR	NR	NR	NR	NR	NR	NR	NR	NR	NR	NR	NR	NR	NR	NR	NR	NR	NR	
Mercury	mg/L	Report	NR	NR	NR	NR	NR	NR	NR	NR	NR	NR	NR	NR	NR	NR	NR	NR	NR	NR	NR	
Nickel	mg/L	1.0	NR	NR	NR	NR	NR	NR	NR	NR	NR	NR	NR	NR	NR	NR	NR	NR	NR	NR	NR	
Cyanide	mg/L	Report	NR	NR	NR	NR	NR	NR	NR	NR	NR	NR	NR	NR	NR	NR	NR	NR	NR	NR	NR	
TSS	mg/L	Report	NR	NR	NR	NR	NR	NR	NR	NR	NR	NR	NR	NR	NR	NR	NR	NR	NR	NR	NR	
BOD	mg/L	Report	NR	NR	NR	NR	NR	NR	NR	NR	NR	NR	NR	NR	NR	NR	NR	NR	NR	NR	NR	
COD	mg/L	Report	NR	NR	NR	NR	NR	NR	NR	NR	NR	NR	NR	NR	NR	NR	NR	NR	NR	NR	NR	
TTO	mg/L	2.13	NR	NR	NR	NR	NR	NR	NR	NR	NR	NR	NR	NR	NR	NR	NR	NR	NR	NR	NR	

P - POTW Monitoring  
S - Self Monitoring  
NR - Not Run

Table C-5 Ecotex Healthcare  
2018 Compliance Comparison

Parameter	Units	Limit	March																
			S03/02/2018	S03/03/2018	S03/05/2018	S03/06/2018	S03/07/2018	S03/08/2018	S03/09/2018	S03/10/2018	S03/12/2018	S03/13/2018	S03/14/2018	S03/15/2018	S03/16/2018	S03/17/2018			
Daily Flow (average)	gpd	105,000	11.3	11.5	11	11.3	11.5	11.4	11.4	11.4	11.4	11.5	11.0	10.74	11.11	10.14	11.3	11.3	
pH	SU	5.5-11.8	80	88	88	89	89	89	89	89	89	90	100	100	93	98	84	87	87
Temperature	F	120	NR	NR	NR	NR	NR	NR	NR	NR	NR	NR	NR	NR	NR	NR	NR	NR	NR
SGT-HEM	mg/L	100	NR	NR	NR	NR	NR	NR	NR	NR	NR	NR	NR	NR	NR	NR	NR	NR	NR
Arsenic	mg/L	Report	NR	NR	NR	NR	NR	NR	NR	NR	NR	NR	NR	NR	NR	NR	NR	NR	NR
Copper	mg/L	1.0	NR	NR	NR	NR	NR	NR	NR	NR	NR	NR	NR	NR	NR	NR	NR	NR	NR
Lead	mg/L	0.4	NR	NR	NR	NR	NR	NR	NR	NR	NR	NR	NR	NR	NR	NR	NR	NR	NR
Zinc	mg/L	2.0	NR	NR	NR	NR	NR	NR	NR	NR	NR	NR	NR	NR	NR	NR	NR	NR	NR
Cadmium	mg/L	0.25	NR	NR	NR	NR	NR	NR	NR	NR	NR	NR	NR	NR	NR	NR	NR	NR	NR
Molybdenum	mg/L	1.00	NR	NR	NR	NR	NR	NR	NR	NR	NR	NR	NR	NR	NR	NR	NR	NR	NR
Selenium	mg/L	0.1	NR	NR	NR	NR	NR	NR	NR	NR	NR	NR	NR	NR	NR	NR	NR	NR	NR
Chromium	mg/L	1.0	NR	NR	NR	NR	NR	NR	NR	NR	NR	NR	NR	NR	NR	NR	NR	NR	NR
Silver	mg/L	Report	NR	NR	NR	NR	NR	NR	NR	NR	NR	NR	NR	NR	NR	NR	NR	NR	NR
Mercury	mg/L	Report	NR	NR	NR	NR	NR	NR	NR	NR	NR	NR	NR	NR	NR	NR	NR	NR	NR
Nickel	mg/L	1.0	NR	NR	NR	NR	NR	NR	NR	NR	NR	NR	NR	NR	NR	NR	NR	NR	NR
Cyanide	mg/L	Report	NR	NR	NR	NR	NR	NR	NR	NR	NR	NR	NR	NR	NR	NR	NR	NR	NR
TSS	mg/L	Report	NR	NR	NR	NR	NR	NR	NR	NR	NR	NR	NR	NR	NR	NR	NR	NR	NR
BOD	mg/L	Report	NR	NR	NR	NR	NR	NR	NR	NR	NR	NR	NR	NR	NR	NR	NR	NR	NR
COD	mg/L	Report	NR	NR	NR	NR	NR	NR	NR	NR	NR	NR	NR	NR	NR	NR	NR	NR	NR
TTO	mg/L	2.13	NR	NR	NR	NR	NR	NR	NR	NR	NR	NR	NR	NR	NR	NR	NR	NR	NR

Table C-5 Ecotex Healthcare  
2018 Compliance Comparison

Parameter	Units	Limit	March													
			S03/19/2018	S03/20/2018	S03/21/2018	S03/22/2018	S03/23/2018	S03/24/2018	S03/26/2018	S03/27/2018	S03/28/2018	S03/29/2018	S03/30/2018	S03/31/2018		
Daily Flow (average)	gpd	105,000	10.79	10.72	10.46	11.01	11.2	11.3	11.5	11.42	11.34	11.03	11.1			
pH	SU	5.5-11.8	86	87	86	89	98	92	94	92	98	98	99			
Temperature	F	120	NR	NR	NR	NR	NR	NR	NR	NR	NR	NR	NR			
SGT-HEM	mg/L	100	NR	NR	NR	NR	NR	NR	NR	NR	NR	NR	NR			
Arsenic	mg/L	Report	NR	NR	NR	NR	NR	NR	NR	NR	NR	NR	NR			
Copper	mg/L	1.0	NR	NR	NR	NR	NR	NR	NR	NR	NR	NR	NR			
Lead	mg/L	0.4	NR	NR	NR	NR	NR	NR	NR	NR	NR	NR	NR			
Zinc	mg/L	2.0	NR	NR	NR	NR	NR	NR	NR	NR	NR	NR	NR			
Cadmium	mg/L	0.25	NR	NR	NR	NR	NR	NR	NR	NR	NR	NR	NR			
Molybdenum	mg/L	1.00	NR	NR	NR	NR	NR	NR	NR	NR	NR	NR	NR			
Selenium	mg/L	0.1	NR	NR	NR	NR	NR	NR	NR	NR	NR	NR	NR			
Chromium	mg/L	1.0	NR	NR	NR	NR	NR	NR	NR	NR	NR	NR	NR			
Silver	mg/L	Report	NR	NR	NR	NR	NR	NR	NR	NR	NR	NR	NR			
Mercury	mg/L	Report	NR	NR	NR	NR	NR	NR	NR	NR	NR	NR	NR			
Nickel	mg/L	1.0	NR	NR	NR	NR	NR	NR	NR	NR	NR	NR	NR			
Cyanide	mg/L	Report	NR	NR	NR	NR	NR	NR	NR	NR	NR	NR	NR			
TSS	mg/L	Report	NR	NR	NR	NR	NR	NR	NR	NR	NR	NR	NR			
BOD	mg/L	Report	NR	NR	NR	NR	NR	NR	NR	NR	NR	NR	NR			
COD	mg/L	Report	NR	NR	NR	NR	NR	NR	NR	NR	NR	NR	NR			
TTO	mg/L	2.13	NR	NR	NR	NR	NR	NR	NR	NR	NR	NR	NR			

P - POTW Monitoring  
S - Self Monitoring  
NR - Not Run

Table C-5 Ecotex Healthcare  
2018 Compliance Comparison

Parameter	Units	Limit	April											
			S04/02/2018	S04/03/2018	S04/04/2018	S04/05/2018	S04/06/2018	S04/07/2018	S04/08/2018	S04/09/2018	S04/10/2018	S04/18/2018	S04/19/2018	
Daily Flow (average)	gpd	105,000	10,75	11.0	11.6	11.2	11.11	41,150 (1,028,766 total)	11.3	11.0	11.5	11.3	10.48	11.14
pH	SU	5.5-11.8	96	99	98	99	98	99	99	99	99	98	98	98
Temperature	F	120	NR	NR	NR	NR	NR	NR	NR	NR	NR	NR	NR	NR
SGT-HEM	mg/L	100	NR	NR	NR	NR	NR	NR	NR	NR	NR	NR	NR	NR
Arsenic	mg/L	Report	NR	NR	NR	NR	NR	NR	NR	NR	NR	NR	NR	NR
Copper	mg/L	1.0	NR	NR	NR	NR	NR	NR	NR	NR	NR	NR	NR	NR
Lead	mg/L	0.4	NR	NR	NR	NR	NR	NR	NR	NR	NR	NR	NR	NR
Zinc	mg/L	2.0	NR	NR	NR	NR	NR	NR	NR	NR	NR	NR	NR	NR
Cadmium	mg/L	0.25	NR	NR	NR	NR	NR	NR	NR	NR	NR	NR	NR	NR
Molybdenum	mg/L	1.00	NR	NR	NR	NR	NR	NR	NR	NR	NR	NR	NR	NR
Selenium	mg/L	0.1	NR	NR	NR	NR	NR	NR	NR	NR	NR	NR	NR	NR
Chromium	mg/L	1.0	NR	NR	NR	NR	NR	NR	NR	NR	NR	NR	NR	NR
Silver	mg/L	Report	NR	NR	NR	NR	NR	NR	NR	NR	NR	NR	NR	NR
Mercury	mg/L	Report	NR	NR	NR	NR	NR	NR	NR	NR	NR	NR	NR	NR
Nickel	mg/L	1.0	NR	NR	NR	NR	NR	NR	NR	NR	NR	NR	NR	NR
Cyanide	mg/L	Report	NR	NR	NR	NR	NR	NR	NR	NR	NR	NR	NR	NR
TSS	mg/L	Report	NR	NR	NR	NR	NR	NR	NR	NR	NR	NR	NR	NR
BOD	mg/L	Report	NR	NR	NR	NR	NR	NR	NR	NR	NR	NR	NR	NR
COD	mg/L	Report	NR	NR	NR	NR	NR	NR	NR	NR	NR	NR	NR	NR
TTO	mg/L	2.13	NR	NR	NR	NR	NR	NR	NR	NR	NR	NR	NR	NR

P - POTW Monitoring  
S - Self Monitoring  
NR - Not Run



Table C-5 Ecotex Healthcare  
2018 Compliance Comparison

Parameter	Units	Limit	April										May	
			S04/20/2018	S04/21/2018	S04/23/2018	S04/24/2018	S04/25/2018	S04/26/2018	S04/27/2018	S04/28/2018	S04/30/2018	S05/01/2018	S05/02/2018	
Daily Flow (average)	gpd	105,000	11:38	10:75	11:21	11:04	10:78	11:2	11:1	11:45	11:4	29,958 (808,883 total)	11:22	
pH	SU	5.5-11.8	98	99	98	99	98	104	100	96	96	96	99	
Temperature	F	120	NR	NR	NR	NR	NR	NR	NR	NR	NR	NR	NR	
SGT-HEM	mg/L	100	NR	NR	NR	NR	NR	NR	NR	NR	NR	NR	NR	
Arsenic	mg/L	Report	NR	NR	NR	NR	NR	NR	NR	NR	NR	NR	NR	
Copper	mg/L	1.0	NR	NR	NR	NR	NR	NR	NR	NR	NR	NR	NR	
Lead	mg/L	0.4	NR	NR	NR	NR	NR	NR	NR	NR	NR	NR	NR	
Zinc	mg/L	2.0	NR	NR	NR	NR	NR	NR	NR	NR	NR	NR	NR	
Cadmium	mg/L	0.25	NR	NR	NR	NR	NR	NR	NR	NR	NR	NR	NR	
Molybdenum	mg/L	1.00	NR	NR	NR	NR	NR	NR	NR	NR	NR	NR	NR	
Selenium	mg/L	0.1	NR	NR	NR	NR	NR	NR	NR	NR	NR	NR	NR	
Chromium	mg/L	1.0	NR	NR	NR	NR	NR	NR	NR	NR	NR	NR	NR	
Silver	mg/L	Report	NR	NR	NR	NR	NR	NR	NR	NR	NR	NR	NR	
Mercury	mg/L	Report	NR	NR	NR	NR	NR	NR	NR	NR	NR	NR	NR	
Nickel	mg/L	1.0	NR	NR	NR	NR	NR	NR	NR	NR	NR	NR	NR	
Cyanide	mg/L	Report	NR	NR	NR	NR	NR	NR	NR	NR	NR	NR	NR	
TSS	mg/L	Report	NR	NR	NR	NR	NR	NR	NR	NR	NR	NR	NR	
BOD	mg/L	Report	NR	NR	NR	NR	NR	NR	NR	NR	NR	NR	NR	
COD	mg/L	Report	NR	NR	NR	NR	NR	NR	NR	NR	NR	NR	NR	
TTO	mg/L	2.13	NR	NR	NR	NR	NR	NR	NR	NR	NR	NR	NR	

P - POTW Monitoring  
S - Self Monitoring  
NR - Not Run

Table C-5 Ecotrex Healthcare  
2018 Compliance Comparison

Parameter	Units	Limit	May											
			S05/03/2018	S05/04/2018	S05/05/2018	S05/07/2018	S05/08/2018	S05/09/2018	S05/10/2018	S05/11/2018	S05/12/2018	S05/14/2018	S05/15/2018	
Daily Flow (average)	gpd	105,000	11,11	11,25	11,0	11,12	10,81	10,72	12	11,2	11,0	11,3	11,0	
pH	F	5.5-11.8	81	83	89	89	96	98	96	98	98	96	98	
Temperature	F	120	NR	NR	NR	NR	NR	NR	NR	NR	NR	NR	NR	
SGT-HEM	mg/L	100	NR	NR	NR	NR	NR	NR	NR	NR	NR	NR	NR	
Arsenic	mg/L	Report	NR	NR	NR	NR	NR	NR	NR	NR	NR	NR	NR	
Copper	mg/L	1.0	NR	NR	NR	NR	NR	NR	NR	NR	NR	NR	NR	
Lead	mg/L	0.4	NR	NR	NR	NR	NR	NR	NR	NR	NR	NR	NR	
Zinc	mg/L	2.0	NR	NR	NR	NR	NR	NR	NR	NR	NR	NR	NR	
Cadmium	mg/L	0.25	NR	NR	NR	NR	NR	NR	NR	NR	NR	NR	NR	
Molybdenum	mg/L	1.00	NR	NR	NR	NR	NR	NR	NR	NR	NR	NR	NR	
Selenium	mg/L	0.1	NR	NR	NR	NR	NR	NR	NR	NR	NR	NR	NR	
Chromium	mg/L	1.0	NR	NR	NR	NR	NR	NR	NR	NR	NR	NR	NR	
Silver	mg/L	Report	NR	NR	NR	NR	NR	NR	NR	NR	NR	NR	NR	
Mercury	mg/L	Report	NR	NR	NR	NR	NR	NR	NR	NR	NR	NR	NR	
Nickel	mg/L	1.0	NR	NR	NR	NR	NR	NR	NR	NR	NR	NR	NR	
Cyanide	mg/L	Report	NR	NR	NR	NR	NR	NR	NR	NR	NR	NR	NR	
TSS	mg/L	Report	NR	NR	NR	NR	NR	NR	NR	NR	NR	NR	NR	
BOD	mg/L	Report	NR	NR	NR	NR	NR	NR	NR	NR	NR	NR	NR	
COD	mg/L	Report	NR	NR	NR	NR	NR	NR	NR	NR	NR	NR	NR	
TTO	mg/L	2.13	NR	NR	NR	NR	NR	NR	NR	NR	NR	NR	NR	

P - POTW Monitoring  
S - Self Monitoring  
NR - Not Run

C-5 Ecotex  
9 of 13

Table C-5 Ecotex Healthcare  
2018 Compliance Comparison

		May														
		S05/16/2018	S05/17/2018	S05/18/2018	S05/19/2018	S05/20/2018	S05/21/2018	S05/22/2018	S05/23/2018	S05/24/2018	S05/25/2018	S05/26/2018	S05/28/2018			
Parameter	Units	Limit	29,958 (808,883 total)													
Daily Flow (average)	gpd	105,000	11.4	11.15	11.23	11.0	11.42	11.0	10.7	10.98	11.17	11.14	11.14	11		
pH	SU	5.5-11.8	98	99	80	89	98	97	98	99	99	98	99	99		
Temperature	F	120	NR	NR	NR	NR	NR	NR	NR	NR	NR	NR	NR	NR		
SGT-HEM	mg/L	100	NR	NR	NR	NR	NR	NR	NR	NR	NR	NR	NR	NR		
Arsenic	mg/L	Report	NR	NR	NR	NR	NR	NR	NR	NR	NR	NR	NR	NR		
Copper	mg/L	1.0	NR	NR	NR	NR	NR	NR	NR	NR	NR	NR	NR	NR		
Lead	mg/L	0.4	NR	NR	NR	NR	NR	NR	NR	NR	NR	NR	NR	NR		
Zinc	mg/L	2.0	NR	NR	NR	NR	NR	NR	NR	NR	NR	NR	NR	NR		
Cadmium	mg/L	0.25	NR	NR	NR	NR	NR	NR	NR	NR	NR	NR	NR	NR		
Molybdenum	mg/L	1.00	NR	NR	NR	NR	NR	NR	NR	NR	NR	NR	NR	NR		
Selenium	mg/L	0.1	NR	NR	NR	NR	NR	NR	NR	NR	NR	NR	NR	NR		
Chromium	mg/L	1.0	NR	NR	NR	NR	NR	NR	NR	NR	NR	NR	NR	NR		
Silver	mg/L	Report	NR	NR	NR	NR	NR	NR	NR	NR	NR	NR	NR	NR		
Mercury	mg/L	Report	NR	NR	NR	NR	NR	NR	NR	NR	NR	NR	NR	NR		
Nickel	mg/L	1.0	NR	NR	NR	NR	NR	NR	NR	NR	NR	NR	NR	NR		
Cyanide	mg/L	Report	NR	NR	NR	NR	NR	NR	NR	NR	NR	NR	NR	NR		
TSS	mg/L	Report	NR	NR	NR	NR	NR	NR	NR	NR	NR	NR	NR	NR		
BOD	mg/L	Report	NR	NR	NR	NR	NR	NR	NR	NR	NR	NR	NR	NR		
COD	mg/L	Report	NR	NR	NR	NR	NR	NR	NR	NR	NR	NR	NR	NR		
TTO	mg/L	2.13	NR	NR	NR	NR	NR	NR	NR	NR	NR	NR	NR	NR		

P - POTW Monitoring  
S - Self Monitoring  
NR - Not Run

Table C-5 Ecotrex Healthcare  
2018 Compliance Comparison

Parameter	Units	Limit	June													
			S05/29/2018	S05/30/2018	S05/31/2018	S06/01/2018	S06/02/2018	S06/04/2018	S06/05/2018	S06/06/2018	S06/07/2018	S06/08/2018	S06/09/2018	S06/11/2018	S06/12/2018	S06/18/2018
Daily Flow (average)	gpd	105,000	10.89	11.1	11.25	11.0	11.25	10.75	11.4	11.0	10.35	10.95	10.5	11.2	10.42	10.75
pH	SU	5.5-11.8	99	98	99	99	99	98	97	99	100	99	99	99	102	98
Temperature	F	120	NR	NR	NR	NR	NR	NR	NR	NR	NR	NR	NR	NR	NR	NR
SGT-HEM	mg/L	100	NR	NR	NR	NR	NR	NR	NR	NR	NR	NR	NR	NR	NR	NR
Arsenic	mg/L	Report	NR	NR	NR	NR	NR	NR	NR	NR	NR	NR	NR	NR	NR	NR
Copper	mg/L	1.0	NR	NR	NR	NR	NR	NR	NR	NR	NR	NR	NR	NR	NR	NR
Lead	mg/L	0.4	NR	NR	NR	NR	NR	NR	NR	NR	NR	NR	NR	NR	NR	NR
Zinc	mg/L	2.0	NR	NR	NR	NR	NR	NR	NR	NR	NR	NR	NR	NR	NR	NR
Cadmium	mg/L	0.25	NR	NR	NR	NR	NR	NR	NR	NR	NR	NR	NR	NR	NR	NR
Molybdenum	mg/L	1.00	NR	NR	NR	NR	NR	NR	NR	NR	NR	NR	NR	NR	NR	NR
Selenium	mg/L	0.1	NR	NR	NR	NR	NR	NR	NR	NR	NR	NR	NR	NR	NR	NR
Chromium	mg/L	1.0	NR	NR	NR	NR	NR	NR	NR	NR	NR	NR	NR	NR	NR	NR
Silver	mg/L	Report	NR	NR	NR	NR	NR	NR	NR	NR	NR	NR	NR	NR	NR	NR
Mercury	mg/L	Report	NR	NR	NR	NR	NR	NR	NR	NR	NR	NR	NR	NR	NR	NR
Nickel	mg/L	1.0	NR	NR	NR	NR	NR	NR	NR	NR	NR	NR	NR	NR	NR	NR
Cyanide	mg/L	Report	NR	NR	NR	NR	NR	NR	NR	NR	NR	NR	NR	NR	NR	NR
TSS	mg/L	Report	NR	NR	NR	NR	NR	NR	NR	NR	NR	NR	NR	NR	NR	NR
BOD	mg/L	Report	NR	NR	NR	NR	NR	NR	NR	NR	NR	NR	NR	NR	NR	NR
COD	mg/L	Report	NR	NR	NR	NR	NR	NR	NR	NR	NR	NR	NR	NR	NR	NR
TTO	mg/L	2.13	NR	NR	NR	NR	NR	NR	NR	NR	NR	NR	NR	NR	NR	NR

P - POTW Monitoring  
S - Self Monitoring  
NR - Not Run

Table C-5 Ecotrex Healthcare  
2018 Compliance Comparison

Parameter	Units	Limit	July							August						
			S06/23/2018	S06/29/2018	S07/05/2018	S07/11/2018	S07/16/2018	S07/21/2018	S07/26/2018	S08/01/2018	S08/06/2018	S08/11/2018	S08/16/2018	S08/21/2018	S08/27/2018	
Daily Flow (average)	gpd	105,000	11	10.75	10.35	11	10.75	10.75	10.5	10	11.2	10.5	10.75	11.01		
pH	SU	5.5-11.8	100	105	101	99	100	100	100	100	98	100	100	101		
Temperature	F	120	NR	NR	NR	NR	NR	NR	NR	NR	NR	NR	NR	NR		
SGT-HEM	mg/L	100	NR	NR	NR	NR	NR	NR	NR	NR	NR	NR	NR	NR		
Arsenic	mg/L	Report	NR	NR	NR	NR	NR	NR	NR	NR	NR	NR	NR	NR		
Copper	mg/L	1.0	NR	NR	NR	NR	NR	NR	NR	NR	NR	NR	NR	NR		
Lead	mg/L	0.4	NR	NR	NR	NR	NR	NR	NR	NR	NR	NR	NR	NR		
Zinc	mg/L	2.0	NR	NR	NR	NR	NR	NR	NR	NR	NR	NR	NR	NR		
Cadmium	mg/L	0.25	NR	NR	NR	NR	NR	NR	NR	NR	NR	NR	NR	NR		
Molybdenum	mg/L	1.00	NR	NR	NR	NR	NR	NR	NR	NR	NR	NR	NR	NR		
Selenium	mg/L	0.1	NR	NR	NR	NR	NR	NR	NR	NR	NR	NR	NR	NR		
Chromium	mg/L	1.0	NR	NR	NR	NR	NR	NR	NR	NR	NR	NR	NR	NR		
Silver	mg/L	Report	NR	NR	NR	NR	NR	NR	NR	NR	NR	NR	NR	NR		
Mercury	mg/L	Report	NR	NR	NR	NR	NR	NR	NR	NR	NR	NR	NR	NR		
Nickel	mg/L	1.0	NR	NR	NR	NR	NR	NR	NR	NR	NR	NR	NR	NR		
Cyanide	mg/L	Report	NR	NR	NR	NR	NR	NR	NR	NR	NR	NR	NR	NR		
TSS	mg/L	Report	NR	NR	NR	NR	NR	NR	NR	NR	NR	NR	NR	NR		
BOD	mg/L	Report	NR	NR	NR	NR	NR	NR	NR	NR	NR	NR	NR	NR		
COD	mg/L	Report	NR	NR	NR	NR	NR	NR	NR	NR	NR	NR	NR	NR		
TTO	mg/L	2.13	NR	NR	NR	NR	NR	NR	NR	NR	NR	NR	NR	NR		
			38,562 (1,002,290 total)							35,712 (928,522 total)						

P - POTW Monitoring  
S - Self Monitoring  
NR - Not Run



Table C-5 Ecotrex Healthcare  
2018 Compliance Comparison

Parameter	Units	Limit	December						
			12/5/2018	12/10/2018	12/15/2018	12/20/2018	12/26/2018	12/31/2018	
Daily Flow (average)	gpd	105,000							
pH	SU	5.5-11.8	10.2	10.7	10.5	10.5	10.5	11	10.5
Temperature	F	120	100	96	100	100	100	100	98
SGT-HEM	mg/L	100	NR	NR	NR	NR	NR	NR	NR
Arsenic	mg/L	Report	NR	NR	NR	NR	NR	NR	NR
Copper	mg/L	1.0	NR	NR	NR	NR	NR	NR	NR
Lead	mg/L	0.4	NR	NR	NR	NR	NR	NR	NR
Zinc	mg/L	2.0	NR	NR	NR	NR	NR	NR	NR
Cadmium	mg/L	0.25	NR	NR	NR	NR	NR	NR	NR
Molybdenum	mg/L	1.00	NR	NR	NR	NR	NR	NR	NR
Selenium	mg/L	0.1	NR	NR	NR	NR	NR	NR	NR
Chromium	mg/L	1.0	NR	NR	NR	NR	NR	NR	NR
Silver	mg/L	Report	NR	NR	NR	NR	NR	NR	NR
Mercury	mg/L	Report	NR	NR	NR	NR	NR	NR	NR
Nickel	mg/L	1.0	NR	NR	NR	NR	NR	NR	NR
Cyanide	mg/L	Report	NR	NR	NR	NR	NR	NR	NR
TSS	mg/L	Report	NR	NR	NR	NR	NR	NR	NR
BOD	mg/L	Report	NR	NR	NR	NR	NR	NR	NR
COD	mg/L	Report	NR	NR	NR	NR	NR	NR	NR
TTO	mg/L	2.13	NR	NR	NR	NR	NR	NR	NR

P - POTW Monitoring  
S - Self Monitoring  
NR - Not Run





Table C-6 Edman  
2018 Company Compliance Comparison

Category	Parameter	Unit	Limit	January		February		March		April		May		Jun		Jul		Aug		September	
				1/5/18	1/15/18	2/28/18	3/8/18	3/26/18	4/12/18	5/23	6/7	7/0	8/31	9/20/18							
Flow, Temperature, and pH	Flow	gpd	432000	29403	14527		11181		39547	523	3723	0	37	16540	59.5	6.85					
	Temperature	°F	5.5-11	8.1	7.01																
BTEX	Ethylbenzene	mg/L																			
	m,p-Xylene	mg/L																			
Conventional	o-Xylene	mg/L																			
	Toluene	mg/L																			
HPAHs	Cyanide, Total	mg/L	0.2																		
	Benzofluoranthene	mg/L																			
LPAHs	Benzo(a)pyrene	mg/L																			
	Benzo(b)fluoranthene	mg/L																			
Metals	Chrysene	mg/L																			
	Dibenz(a,h)anthracene	mg/L																			
Phenols	Fluoranthene	mg/L																			
	Indeno(1,2,3-c,d)pyrene	mg/L																			
Phthalates	Pyrene	mg/L																			
	Acenaphthene	mg/L																			
SVOA	Acenaphthylene	mg/L																			
	Anthracene	mg/L																			
Metals	Fluorene	mg/L																			
	Naphthalene	mg/L																			
Metals	Phenanthrene	mg/L																			
	Anthracene	mg/L																			
Metals	Antimony	ug/L																			
	Arsenic	mg/L	0.1																		
Metals	Barium	mg/L																			
	Beryllium	mg/L																			
Metals	Cadmium	mg/L	0.25																		
	Chromium	mg/L	1.0																		
Metals	Cobalt	mg/L																			
	Copper	mg/L	1.0	0.028	0.006 U		0.011														
Metals	Lead	mg/L	0.4																		
	Mercury	mg/L	0.05																		
Metals	Nickel	mg/L	1.0																		
	Selenium	mg/L	1.0																		
Metals	Silver	mg/L	0.2																		
	Thallium	mg/L	0.1																		
Metals	Zinc	mg/L	2.0	0.092	0.043		0.119		0.152	0.101											
	Pentachlorophenol	mg/L																			
Phthalates	Phenol	mg/L																			
	Bis(2-ethylhexyl) phthalate	mg/L																			
Phthalates	Diethyl phthalate	mg/L																			
	Dimethyl phthalate	mg/L																			
Phthalates	Di-n-butyl phthalate	mg/L																			
	Diacetyl phthalate	mg/L																			
SVOA	1,2-Dichlorobenzene	mg/L																			
	1,2-Diphenylhydrazine	mg/L																			
SVOA	2,2'-oxybis(1-chloropropane)	mg/L																			
	2,4,6-Trichlorophenol	mg/L																			
SVOA	2,4-Dichlorophenol	mg/L																			
	2,4-Dimethylphenol	mg/L																			
SVOA	2,4-Dinitrophenol	mg/L																			
	2,4-Dinitrotoluene	mg/L																			
SVOA	2,6-Dinitrotoluene	mg/L																			
	2-Chloronaphthalene	mg/L																			
SVOA	2-Chlorophenol	mg/L																			
	2-Methyl-4,6-dinitrophenol	mg/L																			
SVOA	2-Nitrophenol	mg/L																			
	3,3'-Dichlorobenzidine	mg/L																			

**Bold** - The analyte was present in the sample.  
**U** - Analyte not detected at or above the associated value.  
**UJ** - Analyte not detected at or above the associated value.  
**U** - The result is an estimated concentration.  
**UJ** - The result is an estimated concentration.

Table C-6 Edman  
2018 Company Compliance Comparison

Category	Parameter	Unit	Limit	October		November		December	
				10/5/18	10/18/18-02	11/28/18	11/10/17-01	12/13/18	12/20/18-01
Flow, Temperature, and pH	Flow	gpd	432000	24284		26465		30552	
	Temperature	°F							
BTEX	pH	pH Units	5.5 - 11	7.47		7.92		6.87	
	Ethylbenzene	mg/L							
	m,p-Xylene	mg/L							
	o-Xylene	mg/L							
Conventional	Toluene	mg/L							
	Cyanide, Total	mg/L	0.2						
	Benzofuran	mg/L							
	Benzofluoranthene	mg/L							
	Benzofluoranthene	mg/L							
	Benzofluoranthene	mg/L							
	Chrysene	mg/L							
	Dibenzofluoranthene	mg/L							
	Fluoranthene	mg/L							
	Indeno(1,2,3-cd)pyrene	mg/L							
LPAHs	Pyrene	mg/L							
	Acenaphthene	mg/L							
	Acenaphthylene	mg/L							
	Anthracene	mg/L							
	Fluorene	mg/L							
	Naphthalene	mg/L							
	Phenanthrene	mg/L							
	Anthracene	mg/L							
	Benzo(a)pyrene	mg/L	0.1						
	Benzofluoranthene	mg/L	0.25						
Metals	Cadmium	mg/L	1.0						
	Chromium	mg/L	1.0						
	Cobalt	mg/L							
	Copper	mg/L	1.0	0.054		0.025		0.006 U	
	Lead	mg/L	0.4						
	Mercury	mg/L	0.05						
	Nickel	mg/L	1.0						
	Selenium	mg/L	1.0						
	Silver	mg/L	0.1						
	Thallium	mg/L	0.2						
Phenols	Pentachlorophenol	mg/L	2.0	0.162		0.113		0.055	
	Phenol	mg/L							
Phthalates	Bis(2-ethylhexyl) phthalate	mg/L							
	Butyl benzyl phthalate	mg/L							
	Diethyl phthalate	mg/L							
	Dimethyl phthalate	mg/L							
	D-n-butyl phthalate	mg/L							
	D-n-octyl phthalate	mg/L							
	1,2,4-Trichlorobenzene	mg/L							
	1,2-Diphenylhydrazine	mg/L							
	2,2'-oxybis(1-chloropropane)	mg/L							
	2,4,6-Trichlorophenol	mg/L							
SVOA	2,4-Dichlorophenol	mg/L							
	2,4-Dimethylphenol	mg/L							
	2,4-Dinitrophenol	mg/L							
	2,4-Dinitrotoluene	mg/L							
	2,6-Dinitrotoluene	mg/L							
	2-Chloronaphthalene	mg/L							
	2-Chlorophenol	mg/L							
	2-Methyl-4,6-dinitrophenol	mg/L							
	2-Nitrophenol	mg/L							
	3,3'-Dichlorobenzidine	mg/L							

**U** - The analyte was present in the sample.  
**U** - Analyte not detected at or above the associated value.  
**U** - Analyte not detected at or above the associated value.  
**U** - The result is an estimated concentration.  
 Form 8

Table C-6 Edman  
2018 Company Compliance Comparison

Category	Parameter	Unit	Limit	January 1/5/18		February 2/28/18		March 3/6/18		April 4/12/18		May		Jun		Jul		Aug		September 9/20/18		
				\$1801024-01	\$1801024-02	\$1802022-01	\$1802022-02	\$1803018-01	\$1803018-02	\$1803018-02	\$1804029-01	\$1804029-02										
SVOA	4-Bromophenyl phenyl ether	mg/L																			0.0078 U	
	4-Chloro-3-Methylphenol	mg/L																				0.0078 U
	4-Chlorophenyl phenyl ether	mg/L																				0.0078 U
	4-Nitrophenol	mg/L																				0.039 U
	Benzidine	mg/L																				0.039 U
	Bis(2-chloroethoxy) methane	mg/L																				0.0078 U
	Bis(2-chloroethyl) ether	mg/L																				0.0078 U
	Hexachlorobenzene	mg/L																				0.0078 U
	Hexachlorobutadiene	mg/L																				0.0078 U
	Hexachlorocyclopentadiene	mg/L																				0.0078 U
	Hexachloroethane	mg/L																				0.0078 U
	Isophorone	mg/L																				0.0078 U
Nitrobenzene	mg/L																				0.0078 U	
N-Nitrosodimethylamine	mg/L																				0.016 U	
N-Nitroso-di-n-propylamine	mg/L																				0.0078 U	
N-Nitrosodiphenylamine	mg/L																				0.0078 U	
TPH	SGT-HEM	mg/L	50	5 U	5 U	5 U	5 U	5 U	5 U	5 U	5 U	5 U	5 U	5 U	5 U	5 U	5 U	5 U	5 U	5 U	50 U	
Volatiles	1,1,1-Trichloroethane	mg/L																				0.010 U
	1,1,2,2-Tetrachloroethane	mg/L																				0.010 U
	1,1,2-Trichloroethane	mg/L																				0.010 U
	1,1-Dichloroethane	mg/L																				0.010 U
	1,1-Dichloroethene	mg/L																				0.010 U
	1,2-Dichlorobenzene	mg/L																				0.010 U
	1,2-Dichloroethane	mg/L																				0.010 U
	1,2-Dichloropropane	mg/L																				0.010 U
	1,3-Dichlorobenzene	mg/L																				0.010 U
	1,4-Dichlorobenzene	mg/L																				0.010 U
	2-Chloroethyl vinyl ether	mg/L																				0.010 U
	Acrolein	mg/L																				0.10 U
	Acrylonitrile	mg/L																				0.010 U
	Benzene	mg/L																				0.010 U
	Bromodichloromethane	mg/L																				0.010 U
	Bromomethane	mg/L																				0.010 U
	Carbon Tetrachloride	mg/L																				0.010 U
	Chlorobenzene	mg/L																				0.010 U
	Chloroethane	mg/L																				0.010 U
	Chloroform	mg/L																				0.010 U
	Chloromethane	mg/L																				0.010 U
	cis-1,3-Dichloropropene	mg/L																				0.010 U
	Dibromochloromethane	mg/L																				0.020 U
	Methylene Chloride	mg/L																				0.020 U
	Styrene	mg/L																				0.010 U
	Tetrahydroethene	mg/L																				0.010 U
	trans-1,2-Dichloroethene	mg/L																				0.010 U
trans-1,3-Dichloropropene	mg/L																				0.010 U	
Trichloroethene	mg/L																				0.010 U	
Trichlorofluoromethane	mg/L																				0.010 U	
Vinyl Chloride	mg/L																				0.010 U	

**Bold** – The analyte was present in the sample.  
**U** – Analyte not detected at or above the associated value.  
**–** Analyte not detected at or above the associated value.  
**–** The result is an estimated concentration.  
 Form 8

Table C-6 Edman  
2018 Company Compliance Comparison

Category	Parameter	Unit	Limit	October		November		December	
				10/5/18	5 U	11/28/18	5 U	12/13/18	5 U
SVOA	4-Bromophenyl phenyl ether	mg/L		\$1810018-01	5 U	\$1811017-01	5 U	\$1812014-01	5 U
	4-Chloro-3-Methylphenol	mg/L							
	4-Chlorophenyl phenyl ether	mg/L							
	4-Nitrophenol	mg/L							
	Benzidine	mg/L							
	Bis(2-chloroethoxy) methane	mg/L							
	Bis(2-chloroethyl) ether	mg/L							
	Hexachlorobenzene	mg/L							
	Hexachlorobutadiene	mg/L							
	Hexachlorocyclopentadiene	mg/L							
	Hexachloroethane	mg/L							
	Isophorone	mg/L							
	Nitrobenzene	mg/L							
	N-Nitrosodimethylamine	mg/L							
	N-Nitroso-di-n-propylamine	mg/L							
N-Nitrosodiphenylamine	mg/L								
TPH	SGT-HEM	mg/L	50		5 U		5 U		5 U
Volatiles	1,1,1-Trichloroethane	mg/L							
	1,1,2,2-Tetrachloroethane	mg/L							
	1,1,2-Trichloroethane	mg/L							
	1,1-Dichloroethane	mg/L							
	1,1-Dichloroethene	mg/L							
	1,2-Dichlorobenzene	mg/L							
	1,2-Dichloroethane	mg/L							
	1,2-Dichloropropane	mg/L							
	1,3-Dichlorobenzene	mg/L							
	1,4-Dichlorobenzene	mg/L							
	2-Chloroethyl vinyl ether	mg/L							
	Acrolein	mg/L							
	Acrylonitrile	mg/L							
	Benzene	mg/L							
	Bromo-dichloromethane	mg/L							
	Bromomethane	mg/L							
	Carbon Tetrachloride	mg/L							
	Chlorobenzene	mg/L							
	Chloroethane	mg/L							
	Chloroform	mg/L							
	Chloromethane	mg/L							
	cis-1,3-Dichloropropene	mg/L							
	Dibromochloromethane	mg/L							
	Methylene Chloride	mg/L							
	Styrene	mg/L							
	Tetrahydroethene	mg/L							
	trans-1,2-Dichloroethene	mg/L							
trans-1,3-Dichloropropene	mg/L								
Trichloroethene	mg/L								
Trichlorofluoromethane	mg/L								
Vinyl Chloride	mg/L								

**Bold** – The analyte was present in the sample.  
**U** – Analyte not detected at or above the associated value.  
**mg/L** – Analyte not detected at or above the associated value.  
**U** – The result is an estimated concentration.  
 Form 8



Table C-7 Emerald Services  
2018 Emerald Services, Inc Compliance Comparison

Category	Parameter	Units	Limit	Monthly Avg Limit	January 1/4/18 S1801003-01	January 1/24/18 S1801014-01	January 1/30/18 S1801020-01	Feb	Mar	April 4/3/18 S1804009-01	April 4/19/18 1804304-01	May	Jun	Jul	Aug	Sep	Oct 10/29/18 S1810002-01	November 11/2/18 181103142	November 11/26/18 S1812016-01	December 12/1/18 S1812003-01	December 12/26/18 S1812004-01
PCBs	Aroclor - 1260	mg/L		NA	0.025 U	0.0032 U				0.003317 U									0.0002 U		
	Total PCBs	mg/L	0.007	NA	0.014					0.002219									0.0014		
	Pentachlorophenol	mg/L		NA	0.025 U	0.025 U	0.025 U			0.040 U								0.025 U	0.025 U	0.025 U	0.025 U
Phenols	Phenol	mg/L		NA	0.025 U	0.025 U	0.025 U			0.0081 U								0.025 U	0.025 U	0.025 U	0.025 U
	Bis(2-ethylhexyl) phthalate	mg/L		NA						0.038											
Phthalates	Di(4-tert-butyl) phthalate	mg/L		NA						0.0081 U											
	Diethyl phthalate	mg/L		NA						0.0081 U											
	Dimethyl phthalate	mg/L		NA						0.023											
	Di-n-butyl phthalate	mg/L		NA						0.0081 U											
	Di-n-octyl phthalate	mg/L		NA						0.0081 U											
	1,2,4-Trichlorobenzene	mg/L		NA						0.0081 U											
	1,2-Diphenylpyrazine	mg/L		NA						0.0081 U											
	2,2'-oxybis(1-chloropropane)	mg/L		NA						0.0081 U											
	2,3-Dichloroaniline	mg/L		NA						0.0081 U											
	2,4,6-Trichlorophenol	mg/L		NA						0.0081 U											
	2,4-Dichlorophenol	mg/L		NA						0.0081 U											
	2,4-Dimethylphenol	mg/L		NA						0.0081 U											
2,4-Dinitrophenol	mg/L		NA						0.0081 U												
2,4-Dinitrotoluene	mg/L		NA						0.0081 U												
2,6-Dinitrotoluene	mg/L		NA						0.0081 U												
2-Chloronaphthalene	mg/L		NA						0.0081 U												
2-Chlorophenol	mg/L		NA						0.0081 U												
2-Methyl-4,6-dinitrophenol	mg/L		NA						0.040 U												
SVOC	2-Methylphenol	mg/L		NA	0.025 U	0.025 U	0.025 U			0.0081 U							0.025 U	0.025 U	0.025 U	0.025 U	0.025 U
	2-Nitrophenol	mg/L		NA						0.0081 U											
	3 & 4-Methylphenol	mg/L		NA						0.0081 U											
	3,3'-Dichlorobenzidine	mg/L		NA						0.040 U											
	4-Bromophenyl phenyl ether	mg/L		NA						0.0081 U											
	4-Chloro-3-Methylphenol	mg/L		NA						0.0081 U											
	4-Chlorophenyl phenyl ether	mg/L		NA	0.025 U	0.025 U	0.025 U			0.025 U							0.025 U	0.025 U	0.025 U	0.025 U	0.025 U
	4-Nitrophenol	mg/L		NA						0.040 U											
	Acetophenone	mg/L		NA						0.0081 U											
	alpha-Terpineol	mg/L		NA						0.0081 U											
	Aniline	mg/L		NA						0.0081 U											
	Benzidine	mg/L		NA						0.040 U											
	Benzoic Acid	mg/L		NA	0.1 U	0.1 U	0.1 U			0.1 U							0.1 U	0.1 U	0.1 U	0.1 U	0.1 U
	Bis(2-chloroethoxy) methane	mg/L		NA						0.0081 U											
	Bis(2-chloroethyl) ether	mg/L		NA						0.0081 U											
Carbazole	mg/L		NA						0.0081 U												
Hexachlorobenzene	mg/L		NA						0.0081 U												
Hexachlorobutadiene	mg/L		NA						0.0081 U												
Hexachlorocyclopentadiene	mg/L		NA						0.0081 U												
Hexachloroethane	mg/L		NA						0.0081 U												
Isophorone	mg/L		NA						0.0081 U												
n-Decane	mg/L		NA						0.0081 U												
Nitrobenzene	mg/L		NA						0.0081 U												
N-Nitrosodimethylamine	mg/L		NA	0.025 U	0.025 U	0.025 U			0.025 U							0.025 U	0.025 U	0.025 U	0.025 U	0.025 U	
N-Nitroso-di-n-propylamine	mg/L		NA						0.0081 U												
N-Nitrosodiphenylamine	mg/L		NA						0.0081 U												
n-Octadecane	mg/L		NA						0.0081 U												
Pyridine	mg/L		NA	0.1 U	0.1 U	0.1 U			0.1 U							0.1 U	0.1 U	0.1 U	0.1 U	0.1 U	

**Bold** – The analyte was present in the sample.  
**U** – Analyte not detected at or above the associated value.  
**UU** – Analyte not detected at or above the associated estimated value.  
**U** – The result is an estimated concentration.  
 Form 8

Table C-7 Emerald Services  
2018 Emerald Services, Inc Compliance Comparison

Category	Parameter	Units	Limit	Monthly Avg Limit	1/4/18	1/24/18	1/30/18	2/1/18	2/14/18	3/1/18	3/14/18	4/1/18	4/14/18	4/30/18	5/1/18	5/14/18	5/31/18	6/1/18	6/14/18	6/30/18	7/1/18	7/14/18	7/31/18	8/1/18	8/14/18	8/31/18	9/1/18	9/14/18	9/30/18	10/1/18	10/14/18	10/31/18	11/1/18	11/14/18	11/30/18	12/1/18	12/14/18	12/31/18			
					S1801003-01	S1801014-01	S1801020-01	S1801026-01	S1801032-01	S1801038-01	S1801044-01	S1801050-01	S1801056-01	S1801062-01	S1801068-01	S1801074-01	S1801080-01	S1801086-01	S1801092-01	S1801098-01	S1801104-01	S1801110-01	S1801116-01	S1801122-01	S1801128-01	S1801134-01	S1801140-01	S1801146-01	S1801152-01	S1801158-01	S1801164-01	S1801170-01	S1801176-01	S1801182-01	S1801188-01	S1801194-01	S1801200-01	S1801206-01	S1801212-01	S1801218-01	S1801224-01
TPH	SGT-HEM	mg/L	50	NA	5 U	7.6	5 U	5 U																																	
	1,1,1-Trichloroethane	mg/L		NA																																					
	1,1,2,2-Tetrachloroethane	mg/L		NA																																					
	1,1,2-Trichloroethane	mg/L		NA																																					
	1,1-Dichloroethane	mg/L		NA																																					
	1,1-Dichlorobenzene	mg/L		NA																																					
	1,2-Dichloroethane	mg/L		NA																																					
	1,2-Dichloropropane	mg/L		NA																																					
	1,3-Dichlorobenzene	mg/L		NA																																					
	1,4-Dichlorobenzene	mg/L		NA																																					
	2-Chloroethyl vinyl ether	mg/L		NA																																					
	Acrolein	mg/L		NA																																					
	Acrylonitrile	mg/L		NA																																					
	Benzene	mg/L		0.5	NA	0.05 U	0.25 U	0.05 U	0.05 U																																
Bromodichloromethane	mg/L			NA																																					
Bromodrom	mg/L			NA																																					
Bromomethane	mg/L			NA																																					
Carbon Tetrachloride	mg/L			NA																																					
Chlorobenzene	mg/L			NA																																					
Chloroethane	mg/L			NA																																					
Chloroform	mg/L			NA																																					
Chloromethane	mg/L			NA																																					
cis-1,3-Dichloropropene	mg/L			NA																																					
Dibromochloromethane	mg/L			NA																																					
Methylene Chloride	mg/L			NA																																					
Styrene	mg/L			NA																																					
Tetrachloroethane	mg/L			NA																																					
trans-1,2-Dichloroethene	mg/L			NA																																					
trans-1,3-Dichloropropene	mg/L			NA																																					
Trichloroethene	mg/L			NA																																					
Trichlorofluoromethane	mg/L			NA																																					
Vinyl Chloride	mg/L			NA																																					

**Bold** – The analyte was present in the sample.  
**U** – Analyte not detected at or above the associated value.  
**UU** – Analyte not detected at or above the associated/estimated value.  
**U** – The result is an estimated concentration.  
 Form 8





Table C-7 Emerald Services  
2018 Emerald Services, Inc Compliance Comparison

Category	Parameter	Units	Limit	Monthly Avg Limit	January	February	March	April	May	June	July	August	September	October	November	December		
					1/4/18	1/24/18	1/30/18	4/3/18	4/19/18	5/1/18	6/1/18	7/1/18	8/1/18	9/1/18	10/1/18	11/1/18	12/1/18	
					S1801003-01	S1801014-01	S1801020-01	S1804009-01	1804304-01	S1810002-01	S1812016-01	S1812030-01	S1812003-01	S1812004-01				
PCBs	Aroclor - 1260	mg/L		NA														
	Total PCBs	mg/L	0.007	NA	0.002 U										0.002 U			
		mg/L		NA	0.014										0.014			
Phenols	Pentachlorophenol	mg/L		NA	0.025 U	0.025 U	0.025 U	0.025 U	0.040 U						0.025 U	0.025 U	0.025 U	
	Phenol	mg/L		NA	0.025 U	0.025 U	0.025 U	0.025 U	0.081 U						0.025 U	0.025 U	0.025 U	
Phthalates	Bis(2-ethylhexyl) phthalate	mg/L		NA														
	Di(4-tert-butyl) phthalate	mg/L		NA														
	Diethyl phthalate	mg/L		NA														
	Dimethyl phthalate	mg/L		NA														
	Di-n-butyl phthalate	mg/L		NA														
	Di-n-octyl phthalate	mg/L		NA														
	1,2,4-Trichlorobenzene	mg/L		NA														
	1,2-Diphenylpyrazine	mg/L		NA														
	2,2'-oxybis(1-chloropropane)	mg/L		NA														
	2,3-Dichloroaniline	mg/L		NA														
2,4,6-Trichlorophenol	mg/L		NA															
2,4-Dichlorophenol	mg/L		NA															
2,4-Dimethylphenol	mg/L		NA															
2,4-Dinitrophenol	mg/L		NA															
2,4-Dinitrotoluene	mg/L		NA															
2,6-Dinitrotoluene	mg/L		NA															
2-Chloronaphthalene	mg/L		NA															
2-Chlorophenol	mg/L		NA															
2-Methyl-4,6-dinitrophenol	mg/L		NA															
2-Methylphenol	mg/L		NA		0.025 U	0.025 U	0.025 U	0.025 U	0.081 U					0.025 U	0.025 U	0.025 U	0.025 U	
2-Nitrophenol	mg/L		NA															
3 & 4-Methylphenol	mg/L		NA															
3,3'-Dichlorobenzidine	mg/L		NA															
4-Bromophenyl phenyl ether	mg/L		NA															
4-Chloro-3-Methylphenol	mg/L		NA															
4-Chlorophenyl phenyl ether	mg/L		NA		0.025 U	0.025 U	0.025 U	0.025 U	0.040 U					0.025 U	0.025 U	0.025 U	0.025 U	
4-Nitrophenol	mg/L		NA															
SVOC	Acetophenone	mg/L		NA														
	alpha-Terpineol	mg/L		NA														
	Aniline	mg/L		NA														
	Benzidine	mg/L		NA														
	Benzoic Acid	mg/L		NA	0.1 U	0.1 U	0.1 U	0.1 U	0.040 U						0.1 U	0.1 U	0.1 U	
	Bis(2-chloroethoxy) methane	mg/L		NA														
	Bis(2-chloroethyl) ether	mg/L		NA														
	Carbazole	mg/L		NA														
	Hexachlorobenzene	mg/L		NA														
	Hexachlorobutadiene	mg/L		NA														
Hexachlorocyclopentadiene	mg/L		NA															
Hexachloroethane	mg/L		NA															
Isophorone	mg/L		NA															
n-Decane	mg/L		NA															
Nitrobenzene	mg/L		NA															
N-Nitrosodimethylamine	mg/L		NA	0.025 U	0.025 U	0.025 U	0.025 U	0.016 U						0.025 U	0.025 U	0.025 U	0.025 U	
N-Nitroso-di-n-propylamine	mg/L		NA															
N-Nitrosodiphenylamine	mg/L		NA															
n-Octadecane	mg/L		NA															
Pyridine	mg/L		NA	0.1 U	0.1 U	0.1 U	0.1 U	0.040 U						0.1 U	0.1 U	0.1 U	0.1 U	

**Bold** – The analyte was present in the sample.  
**U** – Analyte not detected at or above the associated value.  
**UU** – Analyte not detected at or above the associated estimated value.  
**U** – The result is an estimated concentration.  
 Form 8



Table C-8 Evergreen America Corporation  
2018 Compliance Comparison

Category	Parameter	Units	Limit	Month															
				Jan	February	Mar	Apr	May	Jun	Jul	Aug	Sep	Oct	November	December				
Volume, Temperature, and pH	Volume	gpd	85000	1263	381	614	1578	377	581	101	127	568	960	960	2779	1812090-01	1812090-02	12/21/18	
	Temperature	°F																	
BTEX	pH	pH Units	5.5 - 11.0	7.8 J	7.3 J	6.9 J	6.3 J	6.8 J	6.4 J	7.3 J	7.1 J	5.6 J	6.7 J	6.7 J	6.8 J	6.97	6.97	56.1	1852
	Ethylbenzene	mg/L														0.0032 U	0.010 U		
Conventional	m-p-Xylene	mg/L														0.0084 U	0.020 U		
	o-Xylene	mg/L														0.0026 U	0.010 U		
HPAHs	Toluene	mg/L														0.0054 U	0.010 U		
	Cyanide, Total	mg/L	0.64													0.0050 U	0.050 U		
LPAHs	Benz(a)anthracene	ug/L														1.1 U	1.1 U		
	Benz(b)fluoranthene	ug/L														1.5 U	1.5 U		
	Benz(k)fluoranthene	ug/L														2.3 U	2.3 U		
	Benzo(a,h)perylene	ug/L														1.4 U	1.4 U		
	Chrysene	ug/L														1.1 U	1.1 U		
	Dibenz(a,h)anthracene	ug/L														1.7 U	1.7 U		
	Fluoranthene	ug/L														0.8 U	0.8 U		
	Indeno(1,2,3-c)pyrene	ug/L														1.5 U	1.5 U		
	Pyrene	ug/L														1.3 U	1.3 U		
	2-Methylnaphthalene	ug/L														1.3 U	1.3 U		
Metals	Acenaphthene	ug/L														1.2 U	1.2 U		
	Acenaphthylene	ug/L														1.2 U	1.2 U		
	Anthracene	ug/L														1.1 U	1.1 U		
	Fluorene	ug/L														1.3 U	1.3 U		
	Naphthalene	ug/L														1.2 U	1.2 U		
	Phenanthrene	ug/L														1.1 U	1.1 U		
	Antimony	mg/L														3.91	3.91		
	Arsenic	mg/L														1.75	1.75		
	Beryllium	mg/L														0.230 U	0.230 U		
	Cadmium	mg/L	0.25	0.020 U	0.020 U	0.020 U	0.020 U	0.020 U	0.020 U	0.020 U	0.020 U	0.020 U	0.020 U	0.020 U	0.020 U	0.020 U	0.020 U	0.020 U	0.020 U
Chromium	mg/L	1.0	0.025 U	0.025 U	0.025 U	0.025 U	0.025 U	0.025 U	0.025 U	0.025 U	0.025 U	0.025 U	0.025 U	0.025 U	0.025 U	0.025 U	0.025 U	0.025 U	0.025 U
Cobalt	mg/L															0.00362	0.00362		
Copper	mg/L	1.0	0.060 U	0.060 U	0.098	0.064	0.35	0.074	0.20	0.20	0.060 U	0.13	0.060 U	0.13	0.060 U	0.13	0.060 U	0.128	0.060 U
Lead	mg/L	0.4	0.030 U	0.030 U	0.030 U	0.030 U	0.072	0.042	0.20	0.20	0.030 U	0.030 U	0.030 U	0.030 U	0.030 U	0.030 U	0.030 U	0.030 U	0.030 U
Mercury	mg/L	0.05	0.00030 U	0.00030 U	0.00030 U	0.00030 U	0.00030 U	0.00030 U	0.00030 U	0.00030 U	0.00030 U	0.00030 U	0.00030 U	0.00030 U	0.00030 U	0.00030 U	0.00030 U	0.00030 U	0.00030 U
Molybdenum	mg/L	1.0	0.040 U	0.040 U	0.044	0.040 U	0.11	0.040 U	0.10	0.10	0.040 U	0.055	0.040 U	0.055	0.040 U	0.040 U	0.040 U	0.040 U	0.044
Nickel	mg/L	1.0	0.020 U	0.020 U	0.020 U	0.020 U	0.048	0.020 U	0.025	0.025	0.020 U	0.020 U	0.020 U	0.020 U	0.020 U	0.020 U	0.020 U	0.020 U	0.020 U
Selenium	mg/L															0.278 J	0.278 J		
Silver	mg/L															0.067 U	0.067 U		
Thallium	mg/L															0.330 U	0.330 U		

**Bold** - The analyte was present in the sample.  
**U** - Analyte was not detected at or below the associated value.  
**J** - Analyte not detected at or above the associated estimated value.  
**J** - The result is an estimated concentration.  
 Form 8

Table C-8 Evergreen America Corporation  
2018 Compliance Comparison

Category	Parameter	Units	Limit	January		February		March		April		May		June		July		August		September		October		November		December			
				22/18 S1802024-01	22/18 S1802025-01	31/18 S1803008-01	4/13/18 S1804013-01	5/17/18 S1805009-01	6/22/18 S1806012-01	7/17/18 S1807015-01	8/27/18 S1808010-01	9/18/18 S1809007-01	10/29/18 S1810004-01	11/1/18 S1810509-01	11/19/18 S1811004-01	12/9/18 S1812004-01	12/21/18 S1812005-01												
Metals	Zinc	mg/L	2.0	0.062	0.18	0.68	0.75	3.6	0.64	1.7	0.052	1.1	0.21		1.230	0.92												1.07	0.32
	Aroclor-1016	ug/L																										0.148 UJ	
PCBs	Aroclor-1221	ug/L																										0.370 UJ	
	Aroclor-1232	ug/L																										0.148 UJ	
	Aroclor-1242	ug/L																										0.148 UJ	
	Aroclor-1248	ug/L																										0.148 UJ	
	Aroclor-1254	ug/L																										0.370 UJ	
	Aroclor-1260	ug/L																										0.370 UJ	
	Total PCBs	ug/L																										1.702	
Phenols	Pentachlorophenol	ug/L																										7.6 U	
	Phenol	ug/L																										38 U	
Phthalates	Bis(2-ethylhexyl) phthalate	ug/L																										4.8 J	
	Diethyl phthalate	ug/L																										120	
	Dimethyl phthalate	ug/L																										7.6 U	
	Di-n-butyl phthalate	ug/L																										6.2 J	
	Di-n-octyl phthalate	ug/L																										1.1 U	
	1,2,4-Trichlorobenzene	ug/L																										2.3 U	
	1,2-Diphenylhydrazine	ug/L																										7.6 U	
	2,2'-oxybis(1-chloropropane)	ug/L																										1.4 UJ	
	2,3-Dichloroaniline	ug/L																										1.3 U	
	2,4-Dichlorophenol	ug/L																											1.3 U
	2,4-Dimethylphenol	ug/L																											1.7 U
	2,4-Dinitrophenol	ug/L																											7.6 U
	2,4-Dinitrotoluene	ug/L																											3.1 U
	2,6-Dinitrotoluene	ug/L																											33 U
2-Chloronaphthalene	ug/L																											2.4 U	
2-Chlorophenol	ug/L																											1.1 UJ	
2-Methyl-4,6-dinitrophenol	ug/L																											1.5 U	
2-Methylphenol	ug/L																											2.7 U	
2-Nitrophenol	ug/L																											1.2 U	
3,3'-Dichlorobenzidine	ug/L																											2.9 J	
4-Bromophenyl phenyl ether	ug/L																											1.4 U	
4-Chloro-3-Methylphenol	ug/L																											1.4 U	
4-Chlorophenyl phenyl ether	ug/L																											1.7 U	
4-Nitrophenol	ug/L																											7.6 U	
Acetophenone	ug/L																											38 U	
alpha-Terpineol	ug/L																											6.3 U	
Aniline	ug/L																											3.8 U	
Benzidine	ug/L																											1.3 U	
Benzoic Acid	ug/L																											3.3 J	
Bis(2-chloroethoxy)methane	ug/L																											21 U	
Bis(2-chloroethyl) ether	ug/L																											44 J	
Carbazole	ug/L																											1.2 U	
Hexachlorobenzene	ug/L																											0.9 U	
Hexachlorobutadiene	ug/L																											1.3 U	
Hexachlorocyclopentadiene	ug/L																											1.5 U	
Hexachloroethane	ug/L																											2.0 U	
Isophthalate	ug/L																											1.5 UJ	
n-Decane	ug/L																											1.4 U	
Nitrobenzene	ug/L																											3.3 U	
N-Nitrosodimethylamine	ug/L																											1.5 U	
N-Nitroso-di-n-propylamine	ug/L																											6.0 U	
N-Nitrosodiphenylamine	ug/L																											1.1 U	
n-Octadecane	ug/L																											1.1 U	
Pyridine	ug/L																											73	
																												11 U	
																												38 U	

**Bold** - The analyte was present in the sample.  
**U** - Analyte was not detected above the associated value.  
**UJ** - Analyte not detected above the associated estimated value.  
**J** - The result is an estimated concentration.  
 Form 8

Table C-8 Evergreen America Corporation  
2018 Compliance Comparison

Category	Parameter	Units	Limit	Jan		February		Mar		Apr		May		Jun		Jul		Aug		Sep		Oct		November		December													
				2/2/18	S1802024-01	S1802025-01	3/15/18	S1803008-01	4/13/18	S1804013-01	5/17/18	S1805009-01	6/22/18	S1806012-01	7/17/18	S1807015-01	8/27/18	S1808010-01	9/18/18	S1809007-01	10/29/18	S1810004-01	11/19/18	S1811004-01	12/9/18	S1812005-01	11/19/18	S1811004-01	12/9/18	S1812005-01									
TPH	HEM	mg/L		8.1				10		38		41		33		42		5.1		49		5.3		29.5		24		13.2		7.0									
	SOT-HEM	mg/L	50	7.2				8.9		11		28		13		13		4.2 U		27		4.6 U		0.0056 U		15		0.010 U		5.3 U									
Volatiles	1,1,1-Trichloroethane	mg/L																																					
	1,1,2,2-Tetrachloroethane	mg/L																																					
	1,1,2-Trichloroethane	mg/L																																					
	1,1-Dichloroethane	mg/L																																					
	1,2-Dichlorobenzene	mg/L																																					
	1,2-Dichloroethane	mg/L																																					
	1,2-Dichloropropane	mg/L																																					
	1,3-Dichlorobenzene	mg/L																																					
	1,4-Dichlorobenzene	mg/L																																					
	2-Chloroethyl vinyl ether	mg/L																																					
	Acrylonitrile	mg/L																																					
	Benzene	mg/L																																					
	Bromodichloromethane	mg/L																																					
	Bromoform	mg/L																																					
	Carbon Tetrachloride	mg/L																																					
	Chloroethane	mg/L																																					
	Chloroform	mg/L																																					
	Chloromethane	mg/L																																					
	cis-1,3-Dichloropropene	mg/L																																					
	Dibromochloromethane	mg/L																																					
Methylene Chloride	mg/L																																						
Styrene	mg/L																																						
Tetrachloroethene	mg/L																																						
trans-1,2-Dichloroethene	mg/L																																						
trans-1,3-Dichloropropene	mg/L																																						
Trichloroethene	mg/L																																						
Trichloroethane	mg/L																																						
Vinyl Chloride	mg/L																																						

**Bold** - The analyte was present in the sample.  
**U** - Analyte was not detected above the associated value.  
**UU** - Analyte not detected above the associated estimated value.  
**U** - The result is an estimated concentration.  
 Form 8



Table C-9 Foss Landing Marina  
2018 Compliance Comparison

Parameter	Limit	Units	Date													
			January	February	March	April	May	June		July	August	September	October	November	December	
					S03/15/2018		P06/04/2018	S06/06/2018			S09/18/2018	P10/22/2018			S12/18/2018	
Monthly Flow	gpd	11,500	0	2,414	652	1,219		510								
pH	5.5-11	units	NR	NR	6.90	NR	NR	NR	NR	NR	NR	NR	NR	NR	NR	NR
Arsenic	0.1	mg/L	NR	NR	NR	NR	NR	NR	NR	NR	NR	NR	NR	NR	NR	NR
Cadmium	0.25	mg/L	NR	NR	NR	NR	NR	NR	NR	NR	NR	NR	NR	NR	NR	NR
Chromium	1	mg/L	NR	NR	0.00121	NR	NR	NR	NR	NR	NR	NR	NR	NR	NR	NR
Copper	1	mg/L	NR	NR	0.0289	NR	NR	NR	NR	NR	NR	NR	NR	NR	NR	NR
Mercury	0.05	mg/L	NR	NR	NR	NR	NR	NR	NR	NR	NR	NR	NR	NR	NR	NR
Lead	0.4	mg/L	NR	NR	NR	NR	NR	NR	NR	NR	NR	NR	NR	NR	NR	NR
Molybdenum	1	mg/L	NR	NR	NR	NR	NR	NR	NR	NR	NR	NR	NR	NR	NR	NR
Nickel	1	mg/L	NR	NR	NR	NR	NR	NR	NR	NR	NR	NR	NR	NR	NR	NR
Selenium	0.1	mg/L	NR	NR	NR	NR	NR	NR	NR	NR	NR	NR	NR	NR	NR	NR
Silver	0.2	mg/L	NR	NR	NR	NR	NR	NR	NR	NR	NR	NR	NR	NR	NR	NR
Zinc	2	mg/L	NR	NR	0.156	NR	NR	NR	NR	NR	NR	NR	NR	NR	NR	NR
Cyanide, Total	0.64	mg/L	NR	NR	NR	NR	NR	NR	NR	NR	NR	NR	NR	NR	NR	NR
TPH	50	mg/L	NR	NR	3.0	NR	NR	NR	NR	NR	NR	NR	NR	NR	NR	NR

P - POTW Monitoring  
S - Self Monitoring  
NR - Not Run





Table C-10 Heritage-Crystal Clean, LLC  
2018 Compliance Comparison

Category	Parameter	Units	Limit	Monthly Avg Limit	January		February		March		April		May		
					1/4/18	1/12/18	1/22/18	1/22/18	2/1/18	2/14/18	2/26/18	3/12/18	3/19/18	4/13/18	4/13/18
				S1801002-01	S1801008-01	S1801015-01	S1802002-01	S1802010-01	S1802018-01	S1803005-01	S1803017-01	S1804012-01	S1805002-01	S1805016-01	S1805012-01
Volume Temperature, and pH	Volume	Gallons	18,500	NA	14,447	15,320	14,715	14,827	15,287	15,145	16,537	15,362	11,742	14,034	11,944
	Temperature	°F	NA	NA	8.71	8.66	9.26	8.88	8.06	6.10	52.5	7.23	7.57	8.59	7.71
BTEX	pH	pH	5.5 - 11	NA	0.266	0.355	0.44	0.353	0.383	0.286	0.305	0.278	0.279	0.275	0.328
	BTEX (total)	mg/L	10	0.05 U	0.05 U	0.05 U	0.05 U	0.05 U	0.05 U	0.05 U	0.05 U	0.05 U	0.05 U	0.05 U	0.05 U
	Ethylbenzene	mg/L	1	NA	NA	NA	NA	0.013	0.013	0.013	0.013	0.013	0.013	0.013	0.013
	m,p-Xylene	ug/L	1000	NA	NA	NA	NA	0.064	0.064	0.064	0.064	0.064	0.064	0.064	0.064
	o-Xylene	ug/L	1000	NA	NA	NA	NA	0.035	0.035	0.035	0.035	0.035	0.035	0.035	0.035
	Toluene	ug/L	1000	NA	0.066	0.155	0.24	0.153	0.163	0.086	0.15	0.105	0.078	0.079	0.075
Conventional	Total Xylenes	mg/L	0.64	0.1 U	0.1 U	0.1 U	0.1 U	0.1 U	0.1 U	0.1 U	0.1 U	0.1 U	0.1 U	0.1 U	0.1 U
	Cyanide, Total	mg/L	0.64	NA	NA	NA	NA	NA	0.010 U	0.010 U	0.010 U	0.010 U	0.010 U	0.010 U	0.010 U
HPAHs	Benzofluoranthracene	mg/L	NA	NA	NA	NA	NA	NA	0.0078 U	0.0078 U	0.0078 U	0.0078 U	0.0078 U	0.0078 U	0.0078 U
	Benzofluoranthracene	mg/L	NA	NA	NA	NA	NA	NA	0.0078 U	0.0078 U	0.0078 U	0.0078 U	0.0078 U	0.0078 U	0.0078 U
	Benzofluoranthracene	mg/L	NA	NA	NA	NA	NA	NA	0.016 U	0.016 U	0.016 U	0.016 U	0.016 U	0.016 U	0.016 U
	Benzofluoranthracene	mg/L	NA	NA	NA	NA	NA	NA	0.0078 U	0.0078 U	0.0078 U	0.0078 U	0.0078 U	0.0078 U	0.0078 U
	Chrysene	mg/L	NA	NA	NA	NA	NA	NA	0.0078 U	0.0078 U	0.0078 U	0.0078 U	0.0078 U	0.0078 U	0.0078 U
	Dibenzofluoranthracene	mg/L	NA	NA	NA	NA	NA	NA	0.0078 U	0.0078 U	0.0078 U	0.0078 U	0.0078 U	0.0078 U	0.0078 U
LPAHs	Fluoranthene	mg/L	0.0537	0.0268	0.02 U	0.02 U	0.02 U	0.0200	0.02 U	0.02 U	0.02 U	0.02 U	0.02 U	0.02 U	0.02 U
	Indeno(1,2,3-cd)pyrene	mg/L	NA	NA	NA	NA	NA	NA	0.0078 U	0.0078 U	0.0078 U	0.0078 U	0.0078 U	0.0078 U	0.0078 U
	Pyrene	mg/L	NA	NA	NA	NA	NA	NA	0.0078 U	0.0078 U	0.0078 U	0.0078 U	0.0078 U	0.0078 U	0.0078 U
	Acenaphthene	mg/L	NA	NA	NA	NA	NA	NA	0.0078 U	0.0078 U	0.0078 U	0.0078 U	0.0078 U	0.0078 U	0.0078 U
	Acenaphthylene	mg/L	NA	NA	NA	NA	NA	NA	0.0078 U	0.0078 U	0.0078 U	0.0078 U	0.0078 U	0.0078 U	0.0078 U
	Anthracene	mg/L	NA	NA	NA	NA	NA	NA	0.0078 U	0.0078 U	0.0078 U	0.0078 U	0.0078 U	0.0078 U	0.0078 U
Metals	Fluorene	mg/L	NA	NA	NA	NA	NA	NA	0.0078 U	0.0078 U	0.0078 U	0.0078 U	0.0078 U	0.0078 U	0.0078 U
	Naphthalene	mg/L	NA	NA	NA	NA	NA	NA	0.0078 U	0.0078 U	0.0078 U	0.0078 U	0.0078 U	0.0078 U	0.0078 U
	Phenanthrene	mg/L	NA	NA	NA	NA	NA	NA	0.0078 U	0.0078 U	0.0078 U	0.0078 U	0.0078 U	0.0078 U	0.0078 U
	Antimony	mg/L	NA	NA	NA	NA	NA	NA	0.0138	0.0138	0.0138	0.0138	0.0138	0.0138	0.0138
	Arsenic	mg/L	0.1	NA	NA	NA	NA	NA	0.00500 U	0.00500 U	0.00500 U	0.00500 U	0.00500 U	0.00500 U	0.00500 U
	Cadmium	mg/L	0.25	NA	NA	NA	NA	NA	0.00250 U	0.00250 U	0.00250 U	0.00250 U	0.00250 U	0.00250 U	0.00250 U
Metals	Chromium	mg/L	0.746	0.323	0.007 U	0.007 U	0.007 U	0.008	0.007 U	0.007 U	0.007 U	0.011	0.007 U	0.007 U	0.012
	Cobalt	mg/L	56.4	18.8	0.021	0.007 U	0.12	0.050333	0.040667	0.037	0.0133	0.02	0.013	0.023	0.015
	Copper	mg/L	0.5	0.242	0.045	0.006 U	0.026	0.025667	0.042	0.006 U	0.010 U	0.067	0.006 U	0.077	0.059
	Lead	mg/L	0.35	0.16	0.05 U	0.025 U	0.025 U	0.04	0.081	0.025 U	0.054	0.025 U	0.025 U	0.025 U	0.025 U
	Mercury	mg/L	0.05	NA	NA	NA	NA	NA	0.00005	0.00005	0.00005	0.00005	0.00005	0.00005	0.00005
	Molybdenum	mg/L	1.0	NA	0.571	0.247	0.479	0.432333	0.744667	0.12	0.291	0.089	0.074	0.314	0.207
Nickel	mg/L	1.0	NA	NA	NA	NA	NA	0.0242	0.0242	0.0242	0.0242	0.0242	0.0242	0.0242	0.0242

**Bold** – The analyte was present in the sample.  
**U** – Analyte not detected at or above the associated value.  
**UU** – Analyte not detected at or above the associated estimated value.  
**J** – The result is an estimated concentration.

Table C-10 Heritage-Crystal Clean, LLC  
2018 Compliance Comparison

Category	Parameter	Units	Limit	Monthly Avg Limit	May Average	June		July		July Average	August Average	September		October		September Average	October Average
						6/8/18	6/20/18	7/10/18	7/27/18			9/5/18	9/19/18	10/4/18	10/22/18		
						S1806004-01	S1806008-01	S1807004-01	S1807010-01		S1808004-01	S1808009-01	1809078-01	S1810001-01	S1810022-01		
Volume Temperature, and pH	Volume	Gallons	18,500	NA	12,573	11,255	14,435	14,541	15,316	14,929	13,242	13,325	13,284	10,691	12,250	12,715	11,471
	Temperature	°F	NA	NA	7.86	7.36	8.42	7.72	8.31	8.02	8.13	8.13	8.13	68.0	8.88	7.56	8.88
	pH	pH	5.5 - 11	NA	0.234	<b>0.276</b>	<b>0.304</b>	<b>0.267</b>	<b>0.288</b>	0.275	<b>0.405</b>	<b>0.25</b>	0.3275	0.276	<b>0.276</b>	0.275	0.2675
	BTEX (total)	mg/L	10	NA	0.05	0.05 U	0.05 U	0.05 U	0.05 U	0.05 U	0.05 U	0.05 U	0.05 U	0.05 U	0.05 U	0.05 U	0.05 U
BTEX	Ethylbenzene	mg/L	1	NA													
	m,p-Xylene	ug/L	1000	NA													
	m,p-Xylene	mg/L	1	NA													
	o-Xylene	ug/L	1000	NA													
Conventional	Toluene	mg/L	1000	NA	0.084	<b>0.076</b>	<b>0.104</b>	<b>0.067</b>	<b>0.068</b>	0.075	<b>0.205</b>	0.05 U	0.1275	<b>0.076</b>	<b>0.075</b>	0.075	0.0675
	Total Xylenes	ug/L	NA	NA	0.1	0.1 U	0.1 U	0.1 U	0.1 U	0.1	0.1 U	0.1 U	0.1	0.1 U	0.1 U	0.1	0.1
	Cyanide, Total	mg/L	0.64	NA													
		mg/L	0.64	NA													
HPAHs	Benzof(a)anthracene	mg/L	NA	NA													
	Benzof(a)pyrene	mg/L	NA	NA													
	Benzof(b)fluoranthene	mg/L	NA	NA													
	Benzof(g,h,i)perylene	mg/L	NA	NA													
	Chrysene	mg/L	NA	NA													
	Dibenz(a,h)anthracene	mg/L	NA	NA													
	Fluoranthene	mg/L	0.0537	0.0268	0.0200	0.02 U	0.02 U	0.02 U	0.02 U	0.02	0.02 U	0.02 U	0.02	0.02 U	0.02 U	0.02	0.02
	Indeno(1,2,3-cd)pyrene	mg/L	NA	NA													
	Pyrene	mg/L	NA	NA													
		mg/L	NA	NA													
LPAHs	Acenaphthene	mg/L	NA	NA													
	Acenaphthylene	mg/L	NA	NA													
	Anthracene	mg/L	NA	NA													
	Fluorene	mg/L	NA	NA													
	Naphthalene	mg/L	NA	NA													
Metals	Phenanthrene	mg/L	NA	NA													
	Antimony	mg/L	NA	NA													
	Arsenic	mg/L	0.1	NA													
	Cadmium	mg/L	0.25	NA													
	Chromium	mg/L	0.746	0.323	0.008667	<b>0.016</b>	<b>0.015</b>	0.007 U	0.007 U	0.007	0.007 U	<b>0.016</b>	0.0115	0.007 U	0.007 U	0.007	0.007
	Cobalt	mg/L	56.4	18.8	0.017	<b>0.03</b>	<b>0.009 U</b>	0.005 U	0.005 U	0.01	0.005 U	<b>0.013</b>	0.0115	0.00841	<b>0.00841</b>	0.00841	0.017
	Copper	mg/L	0.5	0.242	0.047333	0.006 U	<b>0.027</b>	0.006 U	<b>0.039</b>	0.0225	0.006 U	<b>0.007</b>	0.0085	0.006 U	<b>0.006 U</b>	0.006 U	0.0395
	Lead	mg/L	0.35	0.16	0.03	0.025 U	0.025 U	0.025 U	0.025 U	0.025	0.025 U	0.025 U	0.025	0.025 U	0.025 U	0.025 U	0.025
	Mercury	mg/L	0.05	NA													
	Molybdenum	mg/L	1.0	NA	0.198333	<b>0.171</b>	<b>0.196</b>	<b>0.118</b>	0.005 U	0.014	<b>0.174</b>	<b>0.051</b>	0.0325	0.00005 U	<b>0.0114</b>	<b>0.011</b>	0.0112
Nickel	mg/L	1.0	NA														

**Bold** - The analyte was present in the sample.  
**U** - Analyte not detected at or above the associated value.  
**UU** - Analyte not detected at or above the associated estimated value.  
**J** - The result is an estimated concentration.  
 Form 8

Table C-10 Heritage-Crystal Clean, LLC  
2018 Compliance Comparison

Category	Parameter	Units	Limit	Monthly Avg Limit	November		November Average	December	
					11/5/18 S1811001-01	11/19/18 S1811018-01		12/31/18 S1812002-01	December Average
Volume, Temperature, and pH	Volume	Gallons	18,500	NA	12,441	12,887	12,669	12,325	12,325
	Temperature	°F	NA	NA	9.22	9.28	9.25	8.14	8.14
BTEX	pH	pH	5.5 - 11	NA	0.284	1.14	0.712	0.778	0.778
	BTEX (total)	mg/L	10	NA	0.05 U	0.063	0.0565	0.05 U	0.05
	Ethylbenzene	mg/L	1	NA					
	m,p-Xylene	ug/L	1000	NA					
	o-Xylene	ug/L	1000	NA					
Conventional	Toluene	mg/L	1000	NA	0.054	0.578	0.331	0.409	0.409
	Total Xylenes	mg/L	NA	NA	0.1 U	0.371	0.2355	0.234	0.234
HPAHs	Cyanide, Total	mg/L	0.64	NA					
	Benzo(a)anthracene	mg/L	NA	NA					
	Benzo(a)pyrene	mg/L	NA	NA					
	Benzo(b)fluoranthene	mg/L	NA	NA					
	Benzo(g,h,i)perylene	mg/L	NA	NA					
	Chrysene	mg/L	NA	NA					
	Dibenz(a,h)anthracene	mg/L	NA	NA					
	Fluoranthene	mg/L	0.0537	0.0268	0.02 U	0.02 U	0.02	0.02 U	0.02
	Indeno(1,2,3-c,d)pyrene	mg/L	NA	NA					
	Pyrene	mg/L	NA	NA					
LPAHs	Acenaphthene	mg/L	NA	NA					
	Acenaphthylene	mg/L	NA	NA					
	Anthracene	mg/L	NA	NA					
	Fluorene	mg/L	NA	NA					
	Naphthalene	mg/L	NA	NA					
	Phenanthrene	mg/L	NA	NA					
Metals	Antimony	mg/L	NA	NA					
	Arsenic	mg/L	0.1	NA					
	Cadmium	mg/L	0.25	NA					
	Chromium	mg/L	0.746	0.323	0.007 U	0.007 U	0.007	0.013	0.013
	Cobalt	mg/L	56.4	18.8	0.01	0.006 U	0.01	0.012	0.012
	Copper	mg/L	0.5	0.242	0.006 U	0.006 U	0.006	0.017	0.017
	Lead	mg/L	0.35	0.16	0.025 U	0.025 U	0.025	0.025 U	0.025
	Mercury	mg/L	0.05	NA					
	Molybdenum	mg/L	1.0	NA	0.119	0.19	0.1545	0.354	0.354
	Nickel	mg/L	1.0	NA					

**Bold** - The analyte was present in the sample.  
**U** - Analyte not detected at or above the associated value.  
**UJ** - Analyte not detected at or above the associated estimated value.  
**J** - The result is an estimated concentration.  
 Form 8

Table C-10 Heritage-Crystal Clean, LLC  
2018 Compliance Comparison

Category	Parameter	Units	Limit	Monthly Avg Limit	January			February			February Average			March			March Average			April			May			
					1/4/18	1/12/18	1/22/18	1/8/18	1/15/18	1/22/18	2/26/18	2/11/18	2/14/18	2/26/18	3/2/18	3/19/18	3/29/18	3/2/18	3/9/18	3/16/18	4/13/18	4/20/18	4/27/18	5/2/18	5/7/18	5/14/18
Metals	Selenium	mg/L	0.1	NA	0.05 U	0.025 U	0.025 U	0.025 U	0.025 U	0.025 U	0.025 U	0.025 U	0.025 U	0.025 U	0.025 U	0.025 U	0.025 U	0.025 U	0.025 U	0.025 U	0.025 U	0.025 U	0.025 U	0.025 U		
	Silver	mg/L	0.2	NA																						
	Thallium	mg/L		NA																						
	Tin	mg/L	0.335	0.165	0.05 U	0.025 U	0.025 U	0.025 U	0.0333	0.099	0.025 U	0.025 U	0.025 U	0.066333	0.00604	0.0100 U	0.025 U	0.025 U	0.03667	0.00504	0.025 U	0.025 U	0.025 U	0.025 U	0.025 U	
PCBs	Titanium	mg/L	NA	NA																						
	Vanadium	mg/L	2.0	NA	0.356	0.096	0.165	0.205667	0.44	0.927	0.75	0.913	0.648	0.101	0.01	0.0100 U	0.025 U	0.554	0.00215	0.01	0.574	0.069	0.142	0.349		
	Aroclor-1016	mg/L		NA																						
	Aroclor-1221	mg/L		NA																						
	Aroclor-1232	mg/L		NA																						
	Aroclor-1242	mg/L		NA																						
	Aroclor-1248	mg/L		NA																						
Phenols	Aroclor-1254	mg/L		NA																						
	Aroclor-1260	mg/L		NA																						
	Total PCBs	mg/L	3	NA																						
Phthalates	Pentachlorophenol	mg/L		NA																						
	Phenol	mg/L		NA																						
SVOC	Bis(2-ethylhexyl) phthalate	mg/L	0.215	0.101	0.05 U	0.05 U	0.05 U	0.05	0.05 U	0.05 U	0.05 U	0.05 U	0.078 U	0.078	0.078 U	0.05 U	0.05 U	0.059333	0.078	0.05 U	0.05 U	0.05 U	0.05 U	0.05 U		
	Butyl benzyl phthalate	mg/L		NA																						
	Diethyl phthalate	mg/L		NA																						
	Dimethyl phthalate	mg/L		NA																						
	D-n-butyl phthalate	mg/L		NA																						
	D-n-octyl phthalate	mg/L		NA																						
	1,2,4-Trichlorobenzene	mg/L		NA																						
	1,2-Diphenylhydrazine	mg/L		NA																						
2,2'-oxybis(1-chloropropane)	mg/L		NA																							
2,4,6-Trichlorophenol	mg/L		NA																							
2,4-Dichlorophenol	mg/L		NA																							
2,4-Dimethylphenol	mg/L		NA																							
2,4-Dinitrophenol	mg/L		NA																							
2,4-Dinitrotoluene	mg/L		NA																							
2,6-Dinitrotoluene	mg/L		NA																							
2-Chloronaphthalene	mg/L		NA																							
2-Chlorophenol	mg/L		NA																							
2-Methyl-4,6-dinitrophenol	mg/L		NA																							

**Bold** – The analyte was present in the sample.  
**U** – Analyte not detected at or above the associated value.  
**UJ** – Analyte not detected at or above the associated estimated value.  
**J** – The result is an estimated concentration.  
 Form 8

Table C-10 Heritage-Crystal Clean, LLC  
2018 Compliance Comparison

Category	Parameter	Units	Limit	Monthly Avg Limit	May Average	June		July		August Average	September		October		October Average
						6/8/18	6/20/18	7/10/18	7/27/18		9/5/18	9/19/18	10/4/18	10/22/18	
						S1806004-01	S1806008-01	S1807004-01	S1807010-01	S1808004-01	S1808009-01	1809078-01	1809078-02	S1810001-01	
Metals	Selenium	mg/L	0.1	NA	0.025	0.025 U	0.025 U	0.025 U	0.025 U	0.025			0.01 U	0.025 U	0.0175
	Silver	mg/L	0.2	NA									0.0100 U		0.01
	Thallium	mg/L		NA									0.0100 U		0.01
	Tin	mg/L	0.335	0.165	0.025	0.025 U	0.025 U	0.025 U	0.025 U	0.025			0.0100 U	0.025 U	0.0175
	Titanium	mg/L	NA	NA	0.025	0.025 U	0.025 U	0.025 U	0.025 U	0.025			0.0124	0.025 U	0.0124
PCBs	Vanadium	mg/L	2.0	NA	0.186667	0.295	0.47	0.057	0.01	0.0335			0.0489	0.049	0.04895
	Zinc	mg/L		NA									0.00286 U		0.00286
	Aroclor-1016	mg/L		NA									0.000714 U		0.000714
	Aroclor-1221	mg/L		NA									0.000286 U		0.000286
	Aroclor-1232	mg/L		NA									0.000286 U		0.000286
Phenols	Aroclor-1242	mg/L		NA									0.000286 U		0.000286
	Aroclor-1248	mg/L		NA									0.000286 U		0.000286
	Aroclor-1254	mg/L		NA									0.000714 U		0.000714
	Aroclor-1260	mg/L		NA									0.000714 U		0.000714
	Total PCBs	mg/L	3	NA									0.003286		0.003286
Phthalates	Pentachlorophenol	mg/L		NA									36 U		36
	Phenol	mg/L		NA									76		76
SVOA	Bis(2-ethylhexyl) phthalate	mg/L	0.215	0.101	0.05	0.05 U	0.05 U	0.05 U	0.05 U	0.05			0.05 U	0.05 U	0.05
	Butyl benzyl phthalate	mg/L		NA									7.1 U		7.1
	Diethyl phthalate	mg/L		NA									7.1 U		7.1
	Dimethyl phthalate	mg/L		NA									7.1 U		7.1
	D-n-butyl phthalate	mg/L		NA									7.1 U		7.1
	D-n-octyl phthalate	mg/L		NA									7.1 U		7.1
	1,2,4-Trichlorobenzene	mg/L		NA									7.1 U		7.1
	1,2-Diphenylhydrazine	mg/L		NA									7.1 U		7.1
	2,2'-oxybis(1-chloropropane)	mg/L		NA									7.1 U		7.1
	2,4,6-Trichlorophenol	mg/L		NA									7.1 U		7.1
SVOA	2,4-Dichlorophenol	mg/L		NA									7.1 U		7.1
	2,4-Dimethylphenol	mg/L		NA									7.1 U		7.1
	2,4-Dinitrophenol	mg/L		NA									7.1 U		7.1
	2,4-Dinitrotoluene	mg/L		NA									7.1 U		7.1
	2,6-Dinitrotoluene	mg/L		NA									7.1 U		7.1
	2-Chloronaphthalene	mg/L		NA									7.1 U		7.1
	2-Chlorophenol	mg/L		NA									7.1 U		7.1
	2-Methyl-4,6-dinitrophenol	mg/L		NA									36 U		36

**Bold** – The analyte was present in the sample.  
**U** – Analyte not detected at or above the associated value.  
**UU** – Analyte not detected at or above the associated estimated value.  
**J** – The result is an estimated concentration.

Table C-10 Heritage-Crystal Clean, LLC  
2018 Compliance Comparison

Category	Parameter	Units	Limit	Monthly Avg Limit	November		November Average	Dec		December Average
					11/15/18 S1811001-01	11/19/18 S1811018-01		12/31/18 S1812002-01	12/31/18 S1812002-01	
Metals	Selenium	mg/L	0.1	NA	0.025 U	0.025 U	0.025	0.025 U	0.025	0.025
	Silver	mg/L	0.2	NA						
	Thallium	mg/L		NA						
	Tin	mg/L	0.335	0.165	0.025 U	0.025 U	0.025	0.025 U	0.025	0.025
	Titanium	mg/L		NA						
PCBs	Vanadium	mg/L		NA						
	Zinc	mg/L	2.0	NA	<b>0.039</b>	<b>0.339</b>	0.189	<b>0.379</b>	0.379	0.379
	Aroclor-1016	mg/L		NA						
	Aroclor-1221	mg/L		NA						
	Aroclor-1232	mg/L		NA						
	Aroclor-1242	mg/L		NA						
	Aroclor-1248	mg/L		NA						
Phenols	Aroclor-1254	mg/L		NA						
	Aroclor-1260	mg/L		NA						
	Total PCBs	mg/L	3	NA						
	Pentachlorophenol	mg/L		NA						
Phthalates	Phenol	mg/L		NA						
	Bis(2-ethylhexyl) phthalate	mg/L	0.215	0.101	0.05 U	0.05 U	0.05	0.05 U	0.05	0.05
	Butyl benzyl phthalate	mg/L		NA						
	Diethyl phthalate	mg/L		NA						
	Dimethyl phthalate	mg/L		NA						
	D-n-butyl phthalate	mg/L		NA						
	D-n-octyl phthalate	mg/L		NA						
	1,2,4-Trichlorobenzene	mg/L		NA						
	1,2-Diphenylhydrazine	mg/L		NA						
	2,2'-oxybis(1-chloropropane)	mg/L		NA						
	2,4,6-Trichlorophenol	mg/L		NA						
	2,4-Dichlorophenol	mg/L		NA						
	2,4-Dimethylphenol	mg/L		NA						
SVOA	2,4-Dinitrophenol	mg/L		NA						
	2,4-Dinitrotoluene	mg/L		NA						
	2,6-Dinitrotoluene	mg/L		NA						
	2-Chloronaphthalene	mg/L		NA						
	2-Chlorophenol	mg/L		NA						
	2-Methyl-4,6-dinitrophenol	mg/L		NA						

**Bold** – The analyte was present in the sample.  
 U – Analyte not detected at or above the associated value.  
 NA – Analyte not detected at or above the associated estimated value.  
 J – The result is an estimated concentration.

Table C-10 Heritage-Crystal Clean, LLC  
2018 Compliance Comparison

Category	Parameter	Units	Limit	Monthly Avg Limit	January		February		February Average		March		March Average		April		May	
					1/4/18 S1801002-01	1/12/18 S1801008-01	1/22/18 S1801015-01	1/11/18 S1802002-01	2/14/18 S1802010-01	2/26/18 S1802018-01	3/12/18 S1803005-01	3/19/18 S1803265-01	3/29/18 S1803285-02	3/29/18 S1803017-01	4/13/18 S1804012-01	5/2/18 S1805002-01	5/17/18 S1805016-01	5/29/18 S1805012-01
SVOC	2-Nitrophenol	mg/L	NA	NA														
	3,3'-Dichlorobenzidine	mg/L	NA	NA														
	4-Bromophenyl phenyl ether	mg/L	NA	NA														
	4-Chloro-3-Methylphenol	mg/L	NA	NA														
	4-Chlorophenyl phenyl ether	mg/L	NA	NA														
	4-Nitrophenol	mg/L	NA	NA														
	Acetophenone	mg/L	NA	NA														
	Benzidine	mg/L	NA	NA														
	Bis(2-chloroethoxy) methane	mg/L	NA	NA														
	Bis(2-chloroethyl) ether	mg/L	NA	NA														
	Carbazole	mg/L	0.276	0.05 U	0.05 U	0.05 U	0.05 U	0.05 U	0.05 U	0.05	0.05 U	0.0078	0.05 U	0.039633	0.05 U	0.05 U	0.05 U	0.05 U
	Hexachlorobenzene	mg/L	NA	NA														
	Hexachlorobutadiene	mg/L	NA	NA														
	Hexachlorocyclopentadiene	mg/L	NA	NA														
Hexachloroethane	mg/L	NA	NA															
Isophorone	mg/L	NA	NA															
n-Decane	mg/L	0.948	0.05 U	0.05 U	0.05 U	0.05 U	0.05 U	0.05 U	0.05	0.05 U	0.0078 U	0.05 U	0.039633	0.05 U	0.05 U	0.05 U	0.05 U	
Nitrobenzene	mg/L	NA	NA															
N-Nitrosodimethylamine	mg/L	NA	NA															
N-Nitroso-d-n-propylamine	mg/L	NA	NA															
N-Nitrosodiphenylamine	mg/L	NA	NA															
n-Octadecane	mg/L	0.302	0.05 U	0.05 U	0.05 U	0.05 U	0.05 U	0.05 U	0.05	0.05 U	0.0094	0.05 U	0.02735	0.05 U	0.05 U	0.05 U	0.05 U	
TPH	SGT-HEM	mg/L	50	NA	8.666667	5 U	14	37	27.333333	5 U	17	5 U	6.75	5 U	11	5 U	5.2	
Volatiles	1,1,1-Trichloroethane	ug/L	NA	NA														
	1,1,2,2-Tetrachloroethane	ug/L	NA	NA														
	1,1,2-Trichloroethane	ug/L	NA	NA														
	1,1-Dichloroethane	ug/L	NA	NA														

**Bold** – The analyte was present in the sample.  
**U** – Analyte not detected at or above the associated value.  
**UU** – Analyte not detected at or above the associated estimated value.  
**J** – The result is an estimated concentration.  
 Form 8

Table C-10 Heritage-Crystal Clean, LLC  
2018 Compliance Comparison

Category	Parameter	Units	Limit	Monthly Avg Limit	May Average	June		July		July Average	August		September		September Average	October		October Average	
						6/8/18	6/20/18	6/8/18	6/27/18		8/10/18	8/20/18	9/5/18	9/19/18		10/4/18	10/22/18		
						S1806004-01	S1806009-01	S1807004-01	S1807010-01		S1808004-01	S1808009-01	1809078-01	1809078-02	S1809008-01	S1810022-01	S1810001-01		
SVOC	2-Nitrophenol	mg/L		NA										7.1 U				7.1	
	3,3'-Dichlorobenzidine	mg/L		NA										36 U				36.	
	4-Bromophenyl phenyl ether	mg/L		NA										7.1 U				7.1	
	4-Chloro-3-Methylphenol	mg/L		NA										7.1 U				7.1	
	4-Chlorophenyl phenyl ether	mg/L		NA										7.1 U				7.1	
	4-Nitrophenol	mg/L		NA										36 U				36.	
	Acetophenone	mg/L		NA										26				26.	
	Benzidine	mg/L		NA										36 U				36.	
	Bis(2-chloroethoxy) methane	mg/L		NA										7.1 U				7.1	
	Bis(2-chloroethyl) ether	mg/L		NA										7.1 U				7.1	
	Carbazole	mg/L	0.598		0.276	0.05	0.05 U	0.05 U	0.05 U	0.05 U	0.05	0.05 U	0.05 U				0.05 U	0.05	0.05
	Hexachlorobenzene	mg/L		NA															
	Hexachlorobutadiene	mg/L		NA															
	Hexachlorocyclopentadiene	mg/L		NA															
	Hexachloroethane	mg/L		NA															
Isophorone	mg/L		NA																
n-Decane	mg/L	0.948		0.437	0.05	0.05 U	0.05 U	0.1 U	0.05 U	0.05	0.05 U	0.05 U				0.05 U	0.05 U	0.05	
Nitrobenzene	mg/L		NA																
N-Nitrosodimethylamine	mg/L		NA																
N-Nitroso-d-n-propylamine	mg/L		NA																
N-Nitrosodiphenylamine	mg/L		NA																
n-Octadecane	mg/L		0.589	0.302	0.05	0.05 U	0.05 U	0.05 U	0.078	0.064	0.05 U	0.05 U				0.05 U	0.05 U	0.05	
TPH	SGT-HEM	mg/L	50	NA	7.4	6.5	5	9.4	49	29.2	9.4	7.4	7.4		11	13	37	25.	
	1,1,1-Trichloroethane	ug/L		NA									10 U					10.	
Volatiles	1,1,2,2-Tetrachloroethane	ug/L		NA									10 U					10.	
	1,1,2-Trichloroethane	ug/L		NA									10 U					10.	
	1,1-Dichloroethane	ug/L		NA									10 U					10.	

**Bold** - The analyte was present in the sample.  
**U** - Analyte not detected at or above the associated value.  
**UJ** - Analyte not detected at or above the associated estimated value.  
**J** - The result is an estimated concentration.  
 Form 8



Table C-10 Heritage-Crystal Clean, LLC  
2018 Compliance Comparison

Category	Parameter	Units	Limit	Monthly Avg Limit	November		November Average	December	
					11/5/18 S1811001-01	11/19/18 S1811018-01		12/31/18 S1812002-01	December Average
SVOC	2-Nitrophenol	mg/L	NA	NA					
	3,3'-Dichlorobenzidine	mg/L	NA	NA					
	4-Bromophenyl phenyl ether	mg/L	NA	NA					
	4-Chloro-3-Methylphenol	mg/L	NA	NA					
	4-Chlorophenyl phenyl ether	mg/L	NA	NA					
	4-Nitrophenol	mg/L	NA	NA					
	Acetophenone	mg/L	NA	NA					
	Benzidine	mg/L	NA	NA					
	Bis(2-chloroethoxy) methane	mg/L	NA	NA					
	Bis(2-chloroethyl) ether	mg/L	NA	NA					
	Carbazole	mg/L	0.276	0.05 U	0.05 U	0.05 U	0.05	0.05 U	0.05
	Hexachlorobenzene	mg/L	NA	NA					
	Hexachlorobutadiene	mg/L	NA	NA					
	Hexachlorocyclopentadiene	mg/L	NA	NA					
	Hexachloroethane	mg/L	NA	NA					
	Isophorone	mg/L	NA	NA					
n-Decane	mg/L	0.948	0.437	0.05 U	0.05 U	0.05	0.05 U	0.05	
Nitrobenzene	mg/L	NA	NA						
N-Nitrosodimethylamine	mg/L	NA	NA						
N-Nitroso-d-n-propylamine	mg/L	NA	NA						
N-Nitrosodiphenylamine	mg/L	NA	NA						
n-Octadecane	mg/L	0.589	0.302	0.05 U	0.05 U	0.05	0.05 U	0.05	
TPH	SGT-HEM	mg/L	50	NA	6.5	9.1	7.8	5.4	5.4
Volatiles	1,1,1-Trichloroethane	ug/L	NA	NA					
	1,1,2,2-Tetrachloroethane	ug/L	NA	NA					
	1,1,2-Trichloroethane	ug/L	NA	NA					
	1,1-Dichloroethane	ug/L	NA	NA					

**Bold** – The analyte was present in the sample.  
**U** – Analyte not detected at or above the associated value.  
**UU** – Analyte not detected at or above the associated estimated value.  
**J** – The result is an estimated concentration.  
 Form 8

Table C-10 Heritage-Crystal Clean, LLC  
2018 Compliance Comparison

Category	Parameter	Units	Limit	Monthly Avg Limit	January		February		February Average		March		March Average		April		April Average		May					
					1/4/18	1/12/18	1/22/18	1/27/18	2/26/18	2/11/18	2/14/18	2/26/18	3/2/18	3/19/18	3/29/18	3/7/18	3/19/18	3/29/18	4/13/18	4/13/18	5/2/18	5/17/18		
					S1801002-01	S1801008-01	S1801015-01	S1802002-01	S1802010-01	S1802018-01	S1803005-01	1803265-01	1803285-02	S1803017-01	S1804012-01	S1804020-01	S1805002-01	S1805016-01	S1805012-01					
Volatiles	1,1-Dichloroethane	mg/L	NA	NA								0.010 U												
		ug/L	NA	NA								0.010 U												
	1,2-Dichlorobenzene	mg/L	NA	NA								0.010 U												
		ug/L	NA	NA								0.010 U												
	1,2-Dichloroethane	mg/L	NA	NA								0.010 U												
		ug/L	NA	NA								0.010 U												
	1,2-Dichloropropane	mg/L	NA	NA								0.010 U												
		ug/L	NA	NA								0.010 U												
	1,3-Dichlorobenzene	mg/L	NA	NA								0.010 U												
		ug/L	NA	NA								0.010 U												
	1,4-Dichlorobenzene	mg/L	NA	NA								0.010 U												
		ug/L	NA	NA								0.010 U												
	2-Chloroethyl vinyl ether	mg/L	NA	NA								0.10 U												
		ug/L	NA	NA								0.10 U												
	Acrolein	mg/L	NA	NA								0.10 U												
		ug/L	NA	NA								0.10 U												
	Acrylonitrile	mg/L	NA	NA								0.05 U												
		ug/L	NA	NA								0.05 U												
	Benzene	mg/L	0.5	NA	NA	0.05 U	0.05 U	0.05 U	0.05 U	0.05 U	0.05 U	0.05 U	0.01											
		ug/L		NA	NA							0.05 U												
Bromodichloromethane	mg/L	NA	NA	NA							0.010 U													
	ug/L	NA	NA	NA							0.010 U													
Bromoform	mg/L	NA	NA	NA							0.010 U													
	ug/L	NA	NA	NA							0.010 U													
Bromomethane	mg/L	NA	NA	NA							0.010 U													
	ug/L	NA	NA	NA							0.010 U													
Carbon Tetrachloride	mg/L	NA	NA	NA							0.010 U													
	ug/L	NA	NA	NA							0.010 U													
Chlorobenzene	mg/L	NA	NA	NA							0.010 U													
	ug/L	NA	NA	NA							0.010 U													
Chloroethane	mg/L	NA	NA	NA							0.010 U													
	ug/L	NA	NA	NA							0.010 U													
Chloroform	mg/L	NA	NA	NA							0.010 U													
	ug/L	NA	NA	NA							0.010 U													
Chloromethane	mg/L	NA	NA	NA							0.010 U													
	ug/L	NA	NA	NA							0.010 U													
cis-1,3-Dichloropropene	mg/L	NA	NA	NA							0.010 U													
	ug/L	NA	NA	NA							0.010 U													
Dibromochloromethane	mg/L	NA	NA	NA							0.010 U													
	ug/L	NA	NA	NA							0.010 U													
Methylene Chloride	mg/L	NA	NA	NA							0.020 U													
	ug/L	NA	NA	NA							0.020 U													
Styrene	mg/L	NA	NA	NA							0.010 U													
	ug/L	NA	NA	NA							0.010 U													
Tetrachloroethene	mg/L	NA	NA	NA							0.010 U													
	ug/L	NA	NA	NA							0.010 U													
trans-1,2-Dichloroethene	mg/L	NA	NA	NA							0.010 U													
	ug/L	NA	NA	NA							0.010 U													
trans-1,3-Dichloropropene	mg/L	1	NA	NA							0.010 U													
	ug/L	1000	NA	NA							0.010 U													
Trichloroethene	mg/L	NA	NA	NA							0.010 U													
	ug/L	NA	NA	NA							0.010 U													
Trichlorofluoromethane	mg/L	NA	NA	NA							0.010 U													
	ug/L	NA	NA	NA							0.010 U													
Vinyl Chloride	mg/L	NA	NA	NA							0.010 U													
	ug/L	NA	NA	NA							0.010 U													

**Bold** – The analyte was present in the sample.  
**U** – Analyte not detected at or above the associated value.  
**UU** – Analyte not detected at or above the associated estimated value.  
**J** – The result is an estimated concentration.  
 Form 8

Table C-10 Heritage-Crystal Clean, LLC  
2018 Compliance Comparison

Category	Parameter	Units	Limit	Monthly Avg Limit	May Average	June		July		July Average	August		August Average	September		September Average	October		October Average	
						6/8/18	6/20/18	6/8/18	6/20/18		7/10/18	7/27/18		8/10/18	8/20/18		9/5/18	9/19/18		10/4/18
						S1806004-01	S1806009-01	S1807004-01	S1807010-01		S1808004-01	S1808009-01		1809078-01	1809078-02	S1809008-01	S1810022-01	S1810001-01		
Volatiles	1,1-Dichloroethane	mg/L		NA										10 U						
		ug/L		NA																
	1,2-Dichlorobenzene	mg/L		NA										10 U						
		ug/L		NA																
	1,2-Dichloroethane	mg/L		NA										10 U						
		ug/L		NA																
	1,2-Dichloropropane	mg/L		NA										10 U						
		ug/L		NA																
	1,3-Dichlorobenzene	mg/L		NA										10 U						
		ug/L		NA																
	1,4-Dichlorobenzene	mg/L		NA										10 U						
		ug/L		NA																
	2-Chloroethyl vinyl ether	mg/L		NA										10 U						
		ug/L		NA																
	Acrolein	mg/L		NA										100 U						
		ug/L		NA																
	Acrylonitrile	mg/L		NA										100 U						
		ug/L		NA																
	Benzene	mg/L		0.5	NA	0.05	0.05 U	0.05 U	0.05 U	0.05 U	0.05	0.05 U	0.05 U	0.05	100 U		0.05 U	0.05 U	0.05 U	0.05
		ug/L																		
Bromodichloromethane	mg/L			NA										10 U						
	ug/L			NA																
Bromoform	mg/L			NA										10 U						
	ug/L			NA																
Bromomethane	mg/L			NA										10 U						
	ug/L			NA																
Carbon Tetrachloride	mg/L			NA										10 U						
	ug/L			NA																
Chlorobenzene	mg/L			NA										10 U						
	ug/L			NA																
Chloroethane	mg/L			NA										10 U						
	ug/L			NA																
Chloroform	mg/L			NA										10 U						
	ug/L			NA																
Chloromethane	mg/L			NA										10 U						
	ug/L			NA																
cis-1,3-Dichloropropene	mg/L			NA										10 U						
	ug/L			NA																
Dibromochloromethane	mg/L			NA										10 U						
	ug/L			NA																
Methylene Chloride	mg/L			NA										20 U						
	ug/L			NA																
Styrene	mg/L			NA										10 U						
	ug/L			NA																
Tetrachloroethene	mg/L			NA										10 U						
	ug/L			NA																
trans-1,2-Dichloroethene	mg/L			NA										10 U						
	ug/L			NA																
trans-1,3-Dichloropropene	mg/L		1	NA										10 U						
	ug/L		1000	NA																
Trichloroethene	mg/L			NA										10 U						
	ug/L			NA																
Trichlorofluoromethane	mg/L			NA										10 U						
	ug/L			NA																
Vinyl Chloride	mg/L			NA										10 U						
	ug/L			NA																

**Bold** – The analyte was present in the sample.  
**U** – Analyte not detected at or above the associated value.  
**UU** – Analyte not detected at or above the associated estimated value.  
**J** – The result is an estimated concentration.  
 Form 8

Table C-10 Heritage-Crystal Clean, LLC  
2018 Compliance Comparison

Category	Parameter	Units	Limit	Monthly Avg Limit	November		November Average	Dec 12/31/18	December Average
					11/5/18 S1811001-01	11/19/18 S1811018-01			
Volatiles	1,1-Dichloroethane	mg/L ug/L		NA					
	1,2-Dichlorobenzene	mg/L ug/L		NA					
	1,2-Dichloroethane	mg/L ug/L		NA					
	1,2-Dichloropropane	mg/L ug/L		NA					
	1,3-Dichlorobenzene	mg/L ug/L		NA					
	1,4-Dichlorobenzene	mg/L ug/L		NA					
	2-Chloroethyl vinyl ether	mg/L ug/L		NA					
	Acrolein	mg/L ug/L		NA					
	Acrylonitrile	mg/L ug/L		NA					
	Benzene	mg/L	0.5	NA	0.05 U	0.131	0.0905	0.065	0.085
	Bromodichloromethane	mg/L ug/L		NA					
	Bromoform	mg/L ug/L		NA					
	Bromomethane	mg/L ug/L		NA					
	Carbon Tetrachloride	mg/L ug/L		NA					
	Chlorobenzene	mg/L ug/L		NA					
	Chloroethane	mg/L ug/L		NA					
	Chloroform	mg/L ug/L		NA					
	Chloromethane	mg/L ug/L		NA					
	cis-1,3-Dichloropropene	mg/L ug/L		NA					
	Dibromochloromethane	mg/L ug/L		NA					
	Methylene Chloride	mg/L ug/L		NA					
	Styrene	mg/L ug/L		NA					
	Tetrachloroethane	mg/L ug/L		NA					
trans-1,2-Dichloroethene	mg/L ug/L		NA						
trans-1,3-Dichloropropene	mg/L ug/L	1	NA						
Trichloroethane	mg/L ug/L	1000	NA						
Trichlorofluoromethane	mg/L ug/L		NA						
Vinyl Chloride	mg/L ug/L		NA						

**Bold** – The analyte was present in the sample.  
**U** – Analyte not detected at or above the associated value.  
**UU** – Analyte not detected at or above the associated estimated value.  
**J** – The result is an estimated concentration.  
 Form 8





Table C-12 LRI  
2018 Compliance Comparison

Parameter	Date		January		February		March		April		May		June
	Units	Avg Limit	P01/11/2018	P01/24/2018	P02/07/2018	P02/27/2018	P03/09/2018	P03/23/2018	P04/05/2018	P04/18/2018	P05/02/2018	P05/16/2018	P05/30/2018
Max Daily Flow	gpd	65000	1,272,437		778,488		831,019		960,745		968,968		542,011
pH	units	5.5-11.0	7.97	7.89	7.93	8.05	8.14	NR	NR	7.82	7.65	7.76	7.81
Ammonia	mg/L	Report	1420	1300	1320	1440	1660	1500	1560	1260	1330	1270	1190
Arsenic	mg/L	0.23	0.137	NR	0.161	NR	0.163	NR	0.16	NR	0.139	NR	0.174
BOD	mg/L	Report	1310	2040	2750	2450	1990	1860	3610	2350	3740	1900	1310
Cadmium	mg/L	0.25	0.0139	NR	0.00556	NR	0.005	NR	0.005	NR	0.005	NR	0.005
Chromium	mg/L	1	0.473	NR	0.426	NR	0.512	NR	0.51	NR	0.403	NR	0.531
Chromium, Hexavalent	mg/L	0.25*	0.25*	NR	0.25*	NR	0.25*	NR	0.00233**	NR	0.25*	NR	0.25*
COD	mg/L	Report	8660	7170	8160	9200	9670	9930	10700	7750	10,500	6970	9700
Copper	mg/L	1	0.0627	NR	0.0697	NR	0.0732	NR	0.0679	NR	0.056	NR	0.109
Cyanide, Total	mg/L	0.64	0.05	NR	0.05	NR	0.05	NR	NR	NR	0.05	NR	0.05
Lead	mg/L	0.4	0.0267	NR	0.0248	NR	0.0268	NR	0.0273	NR	0.0215	NR	0.0288
Mercury	mg/L	0.05	0.00025	NR	0.00025	NR	0.00025	NR	0.0005	NR	0.00025	NR	0.00025
Molybdenum	mg/L	1	0.0563	NR	0.0547	NR	0.0589	NR	0.0727	NR	0.064	NR	0.077
Nickel	mg/L	1.0	0.44	NR	0.414	NR	0.51	NR	0.513	NR	0.408	NR	0.629
Nitrate / Nitrite	mg/L	Report	0.344	0.586	2.18	0.2	0.2	0.2	0.2	0.2	0.2	0.2	0.2
Selenium	mg/L	0.2	0.0139	NR	0.00556	NR	0.005	NR	0.005	NR	0.023	NR	0.026
Silver	mg/L	0.2	0.0139	NR	0.00556	NR	0.005	NR	0.005	NR	0.005	NR	0.005
TPH	mg/L	50	5	NR	16.9	NR	14.1	NR	8.6	NR	21.1	NR	9.1
TTO	mg/L	2.13	0.449	NR	NR	NR	NR	NR	0.655	NR	NR	NR	NR
TSS	mg/L	Report	19.8	64.1	57.0	61.1	37.1	29.6	64	31.0	48.3	38.5	23.1
Zinc	mg/L	2	0.399	NR	0.504	NR	0.368	NR	0.444	NR	0.277	NR	0.204

Bioassay  
Non Hazardous

Bioassay  
Non hazardous

\*\* Field filtered, analyzed by Brooks Applied Labs by ion chromatography inductively coupled plasma dynamic cell mass spectrometry

Flow shall be the POTW's accounting of submitted tickets  
P - POTW Monitoring  
S - Self Monitoring  
NR - Not Run  
\*Hexavalent Chromium not detected at or above 0.25 mg/L

Table C-12 LRI  
2018 Compliance Comparison

Parameter	Date		July		August		September		October		November		December	
	Units	Avg Limit	P07/10/2018	P07/25/2018	P08/07/2018	P08/30/2018	P09/05/2018	P09/19/2018	P10/3/2018	P10/17/2018	P11/8/2018	P12/6/2018	P12/19/2018	
Max Daily Flow	Monthly totals		312,460		769,558		913,346		999,006		864,103		765,996	
	gpd	65000	33,081		41,266		57,706		58,524		57,746		54,845	
pH	units	5.5-11.0	7.88	7.36	7.84	7.86	8.07	NR	7.99	7.76	7.89	7.95	7.81	
Ammonia	mg/L Report		1680	1770	1920	1810	1870	1730	1930	1860	1700	1810	1460	
Arsenic	mg/L	0.23	0.171	NR	0.18	NR	0.279	NR	0.208	NR	0.145	0.167	0.13	
BOD	mg/L Report		1180	1560	1050	1160	2590	1480	1500	1500	882	1120	840	
Cadmium	mg/L	0.25	0.00110	NR	0.00500	NR	0.00500	NR	0.005	NR	0.00125	0.00567	0.01	
Chromium	mg/L	1	0.567	NR	0.604	NR	0.57	NR	0.5	NR	0.548	0.566	0.523	
Chromium, Hexavalent	mg/L	0.25*	0.00367**	NR	.25*	NR	0.25*	NR	0.25*	NR	0.25*	0.25*	0.25*	
COD	mg/L Report		9000	8750	9560	8840	10,900	8,960	8030	9760	6990	10800	5940	
Copper	mg/L	1	0.1	NR	0.07	NR	0.284	NR	0.13	NR	0.112	0.0937	0.0755	
Cyanide, Total	mg/L	0.64	0.113	NR	0.054	NR	0.05	NR	0.05	NR	0.25	0.25	0.25	
Lead	mg/L	0.4	0.032	NR	0.032	NR	0.0393	NR	0.033	NR	0.0359	0.0426	0.04	
Mercury	mg/L	0.05	0.0005	NR	0.00025	NR	0.00025	NR	0.00025	NR	0.00025	0.00025	0.0005	
Molybdenum	mg/L	1	0.0795	NR	0.07	NR	0.0569	NR	0.07	NR	0.0662	0.0668	0.0509	
Nickel	mg/L	1.0	0.635	NR	0.571	NR	0.515	NR	0.568	NR	0.571	0.604	0.498	
Nitrate / Nitrite	mg/L Report		0.264	0.4	0.4	0.4	0.416	0.4	0.4	0.4	0.4	0.4	0.4	
Selenium	mg/L	0.2	0.00333	NR	0.005	NR	0.005	NR	0.005	NR	0.05	0.00308	0.005	
Silver	mg/L	0.2	0.00135	NR	0.01	NR	0.005	NR	0.005	NR	0.05	0.0025	0.01	
TPH	mg/L	50	5.3	NR	5.6	NR	5	NR	8.8	NR	5.8	7.8	10	
TTO	mg/L	2.13	1.20	NR	NR	NR	NR	NR	1.092	NR	0.879	1.239	1.08	
TSS	mg/L Report		25.1	48.6	24.9	20.8	29.6	22.4	22.3	23.7	18.3	118.0	37.5	
Zinc	mg/L	2	0.23	NR	0.33	NR	0.346	NR	0.259	NR	0.212	0.309	0.27	

Bioassay  
Non hazardous

Bioassay  
Non hazardous

Flow shall be the POTWs accounting of submitte  
P - POTW Monitoring  
S - Self Monitoring  
NR - Not Run  
\*Hexavalent Chromium not detected at or above 0.25



Table C-13 Murrey's Disposal (WC1)  
2018 Compliance Comparison

Category	Parameter	Unit	Limit	Jan 1/17/18	Feb	Mar	April 4/3/18 4/4/18 4/11/18	May	Jun 7/5/18	Jul 7/17	Aug	Sep	Oct 10/8/18	November 11/23/18	Dec
Temperature and pH	Temperature	°F	5.5 - 11.0												
	pH	pH Units		6.72			6.40 0.010 U 0.020 U 0.010 U 0.052	6.55	7.17				6.87	6.99 0.010 U 0.020 U 0.010 U 0.010 U	53.1
BTEX	Ethylbenzene	mg/L													
	m,p-Xylene	mg/L													
Conventional	o-Xylene	mg/L													
	Toluene	mg/L													
Conventional	BOD	mg/L					231								
	COD	mg/L					625	0.010 U							
Conventional	Cyanide, Total	mg/L	0.64	0.060 U			0.050 U		0.060 U				0.060 U	0.050 U	
	Total Suspended Solids	mg/L	225				258								
HPAHs	Benzo(a)anthracene	mg/L					0.0078 U							0.0078 U	
	Benzo(a)pyrene	mg/L					0.0078 U							0.0078 U	
	Benzo(b)fluoranthene	mg/L					0.016 U							0.016 U	
	Benzo(g,h,i)perylene	mg/L					0.0078 U							0.0078 U	
	Chrysene	mg/L					0.0078 U							0.0078 U	
	Dibenz(a,h)anthracene	mg/L					0.0078 U							0.0078 U	
	Fluoranthene	mg/L					0.0078 U							0.0078 U	
	Indeno(1,2,3-cd)pyrene	mg/L					0.0078 U							0.0078 U	
	Pyrene	mg/L					0.0078 U							0.0078 U	
	2-Methylnaphthalene	mg/L					0.0078 U							0.0078 U	
LPAHs	Acenaphthene	mg/L					0.0078 U							0.0078 U	
	Acenaphthylene	mg/L					0.0078 U							0.0078 U	
	Anthracene	mg/L					0.0078 U							0.0078 U	
	Fluorene	mg/L					0.0078 U							0.0078 U	
	Naphthalene	mg/L					0.0078 U							0.0078 U	
	Phenanthrene	mg/L					0.0078 U							0.0078 U	
	Arsenic	mg/L	0.1	0.0033			0.00654 U	0.005	0.008				0.005	0.00654	
	Cadmium	mg/L	0.25	0.00074			0.00116	0.020	0.028				0.002	0.00404	
	Chromium	mg/L	1.0	0.0059			0.0183	0.013	0.013				0.012	0.0178	
	Copper	mg/L	1.0	0.040			0.0792	0.12	0.073				0.006	0.079	
Metals	Lead	mg/L	0.4	0.010			0.0347	0.22	0.019				0.021	0.0278	
	Mercury	mg/L	0.05	0.00030 U			0.009123	0.00030 U	0.00030 U				0.00030 U	0.00030 U	
	Molybdenum	mg/L	1.0	0.0058			0.00850	0.0057	0.023				0.029	0.0419	
	Nickel	mg/L	1.0	0.0081			0.0227	0.018	0.017				0.021	0.0229	
	Selenium	mg/L	0.1				0.0100 U							0.00104	

**Bold** - The analyte was present in the sample.  
**U** - Analyte not detected at or above the associated value.  
**U** - Analyte not detected at or above the associated estimated value.  
**J** - The result is an estimated concentration.

Table C-13 Murrey's Disposal (WC1)  
2018 Compliance Comparison

Category	Parameter	Unit	Limit	Jan	Feb	Mar	Apr	May	Jun	Jul	Aug	Sep	Oct	November	Dec
				1/17/18			4/3/18 1804018-01	4/4/18 1804018-02	4/11/18 Self			7/5/18		10/8/18	11/29/18
Metals	Silver	mg/L	0.2	0.00010 J			0.0100 U	0.0025		0.00021			0.00023	0.000500 U	
	Zinc	mg/L	2.0	0.30			0.482	0.47		0.57			0.58	0.761	
PCBs	Aroclor-1016	mg/L					0.000160 U								
	Aroclor-1221	mg/L				0.000160 U									
	Aroclor-1232	mg/L				0.000160 U									
	Aroclor-1242	mg/L				0.000160 U									
	Aroclor-1248	mg/L				0.000160 U									
	Aroclor-1254	mg/L				0.000160 U									
Aroclor-1260	mg/L				0.000160 U										
	Total PCBs	mg/L	0.003			0.00112									
Phenols	Pentachlorophenol	mg/L				0.039 U								0.039 U	
	Phenol	mg/L				0.0078 U								0.017	
Phthalates	Bis(2-ethylhexyl) phthalate	mg/L				0.020								0.064	
	Butyl benzyl phthalate	mg/L				0.0078 U								0.012	
	Diethyl phthalate	mg/L				0.012								0.015	
	Dimethyl phthalate	mg/L				0.0078 U								0.0078 U	
	Di-n-butyl phthalate	mg/L				0.0078 U								0.011	
	Di-n-octyl phthalate	mg/L				0.0078 U								0.0078 U	
SVOA	1,2,4-Trichlorobenzene	mg/L				0.0078 UJ								0.0078 U	
	1,2-Diphenylhydrazine	mg/L				0.0078 UJ								0.0078 U	
	2,2'-oxybis(1-chloropropane)	mg/L				0.0078 U								0.0078 U	
	2,3-Dichloroaniline	mg/L				0.0078 UJ								0.0078 U	
	2,4,6-Trichlorophenol	mg/L				0.0078 U								0.0078 U	
	2,4-Dichlorophenol	mg/L				0.0078 U								0.0078 U	
	2,4-Dimethylphenol	mg/L				0.0078 U								0.0078 U	
	2,4-Dinitrophenol	mg/L				0.078 U								0.078 U	
	2,4-Dinitrotoluene	mg/L				0.0078 U								0.0078 U	
	2,6-Dinitrotoluene	mg/L				0.0078 U								0.0078 U	
	2-Chloronaphthalene	mg/L				0.0078 UJ								0.0078 U	
	2-Chlorophenol	mg/L				0.0078 U								0.0078 U	
	2-Methyl-4,6-dinitrophenol	mg/L				0.039 U								0.039 U	
	2-Methylphenol	mg/L				0.0078 U								0.0078 U	
	2-Nitrophenol	mg/L				0.0078 U								0.0078 U	
3 & 4-Methylphenol	mg/L				0.012								0.034		

**Bold** - The analyte was present in the sample.  
**U** - Analyte not detected at or above the associated value.  
**UJ** - Analyte not detected at or above the associated estimated value.  
**J** - The result is an estimated concentration.  
 Form 8

Table C-13 Murrey's Disposal (WC1)  
2018 Compliance Comparison

Category	Parameter	Unit	Limit	Jan	Feb	Mar	Apr	May	Jun	Jul	Aug	Sep	Oct	November	Dec
				1/17/18			4/3/18 4/4/18	4/11/18	7/5/18			10/8/18	11/29/18		
SVOA	3,3'-Dichlorobenzidine	mg/L					1804018-01	Self						1811430-01	1811430-02
	4-Bromophenyl phenyl ether	mg/L					0.039 U								0.039 U
	4-Chloro-3-Methylphenol	mg/L					0.0078 U								0.0078 U
	4-Chlorophenyl phenyl ether	mg/L					0.0078 U								0.0078 U
	4-Nitrophenol	mg/L					0.039 U								0.039 U
	Acetophenone	mg/L					0.0078 U								0.0078 U
	alpha-Terpineol	mg/L					0.0078 U								0.0078 U
	Aniline	mg/L					0.0078 U								<b>0.010</b>
	Benzidine	mg/L					0.039 U								0.039 U
	Benzoic Acid	mg/L					0.0078 U								<b>0.49</b>
SVOA	Bis(2-chloroethoxy) methane	mg/L					0.0078 U								0.0078 U
	Bis(2-chloroethyl) ether	mg/L					0.0078 U								0.0078 U
	Carbazole	mg/L					0.0078 U								0.0078 U
	Hexachlorobenzene	mg/L					0.0078 U								0.0078 U
	Hexachlorobutadiene	mg/L					0.0078 U								0.0078 U
	Hexachlorocyclopentadiene	mg/L					0.0078 U								0.0078 U
	Hexachloroethane	mg/L					0.0078 U								0.0078 U
	Isophorone	mg/L					0.0078 U								0.0078 U
	n-Decane	mg/L					0.0078 U								0.0078 U
	Nitrobenzene	mg/L					0.0078 U								0.0078 U
TPH	N-Nitrosodimethylamine	mg/L					0.016 U								0.016 U
	N-Nitroso-n-propylamine	mg/L					0.0078 U								0.0078 U
	N-Nitrosodiphenylamine	mg/L					0.0078 U								0.0078 U
	n-Octadecane	mg/L					0.0078 U								0.0078 U
	Pyridine	mg/L					0.0078 U								0.0078 U
	SGT-HEM	mg/L	50	4.7 U						8.4					
	HEM	mg/L		6.9			7.0						8.9	11.8	
	1,1,1-Trichloroethane	mg/L					0.010 U								0.010 U
	1,1,2,2-Tetrachloroethane	mg/L					0.010 U								0.010 U
	Volatiles	1,1,2-Trichloroethane	mg/L					0.010 U							
1,1-Dichloroethane		mg/L					0.010 U								0.010 U
1,1-Dichloroethene		mg/L					0.010 U								0.010 U
1,2-Dichlorobenzene		mg/L					0.010 U								0.010 U
1,2-Dichloropropane		mg/L					0.010 U								0.010 U
1,3-Dichlorobenzene		mg/L					0.010 U								0.010 U
1,4-Dichlorobenzene		mg/L					0.010 U								0.010 U
2-Chloroethyl vinyl ether		mg/L					0.010 U								0.010 U
Acrolein		mg/L					Unstable R								0.10 U
Acrylonitrile		mg/L					0.10 U								0.10 U

**Bold** - The analyte was present in the sample.  
**U** - Analyte not detected at or above the associated value.  
**UJ** - Analyte not detected at or above the associated estimated value.  
**J** - The result is an estimated concentration.  
 Form 8

Table C-13 Murrey's Disposal (WC1)  
2018 Compliance Comparison

Category	Parameter	Unit	Limit	Jan	Feb	Mar	April	May	Jun	Jul	Aug	Sep	Oct	November	Dec
				1/17/18			4/3/18 1804013-01	4/4/18 1804013-02	4/11/18 Self			7/5/18			10/8/18
Volatiles	Benzene	mg/L												0.010 U	
	Bromodichloromethane	mg/L												0.010 U	
	Bromoform	mg/L												0.010 U	
	Bromomethane	mg/L												0.010 U	
	Carbon Tetrachloride	mg/L												0.010 U	
	Chlorobenzene	mg/L												0.010 U	
	Chloroethane	mg/L												0.010 U	
	Chloroform	mg/L												0.010 U	
	Chloromethane	mg/L												0.010 U	
	cis-1,3-Dichloropropene	mg/L												0.010 U	
	Dibromochloromethane	mg/L												0.020 U	
	Methylene Chloride	mg/L												0.010 U	
	Tetrachloroethene	mg/L												0.010 U	
	trans-1,2-Dichloroethene	mg/L												0.010 U	
	trans-1,3-Dichloropropene	mg/L												0.010 U	
Trichloroethene	mg/L												0.010 U		
Trichlorofluoromethane	mg/L												0.010 U		
Vinyl Chloride	mg/L												0.010 U		

**Bold** - The analyte was present in the sample.  
**U** - Analyte not detected at or above the associated value.  
**UU** - Analyte not detected at or above the associated estimated value.  
**J** - The result is an estimated concentration.  
 Form 8

Table C-14 Northstar Chemical  
2018 Compliance Comparison

Category	Parameter	Units	Limit	Monthly Avg Limit	Jan 1/23/18 \$1801037-01	Feb 2/28/18 \$1802020-01	Mar	Apr 4/2/18 \$180401-01	Apr 4/6/18 \$1805097-01	May 5/21/18 \$1805097-01	Jun	Jul	Aug 8/10/18 \$1808003-01	Sep 9/19/2018	Oct 10/11/2018	November 11/15/18 1811222-01	Dec 12/14/18 \$1812001-01	
Volume, Temperature, and pH	Batch Discharge	Gallons		NA														
	Temperature	°F	5.5 - 11	NA	8.19	8.78		8.26	8.24	7.68				7.25	7.79	7.85	47.5	
BTEX	pH			NA														
	Ethylbenzene	mg/L		NA													0.0032 U	
	m,p-Xylene	mg/L		NA													0.0084 U	
	o-Xylene	mg/L		NA													0.0026 U	
Conventional	Toluene	mg/L		NA													0.0054 U	
	Cyanide, Total	mg/L		NA													0.022	
HPAHs	Benzo(a)anthracene	mg/L		NA													Unusable R	
	Benzo(a)pyrene	mg/L		NA													Unusable R	
	Benzo(b)fluoranthene	mg/L		NA													0.0023 U	
	Benzo(g,h,i)perylene	mg/L		NA													Unusable R	
	Chrysene	mg/L		NA													0.0011 U	
	Dibenz(a,h)anthracene	mg/L		NA													0.0017 U	
	Fluoranthene	mg/L		NA													0.0008 U	
	Indene(1,2,3-c,dp)ylene	mg/L		NA													Unusable R	
	Pyrene	mg/L		NA													Unusable R	
	2-Methylnaphthalene	mg/L		NA													Unusable R	
LPAHs	Acenaphthene	mg/L		NA													Unusable R	
	Acenaphthylene	mg/L		NA													Unusable R	
	Anthracene	mg/L		NA													Unusable R	
	Fluorene	mg/L		NA													0.0013 UJ	
	Naphthalene	mg/L		NA													Unusable R	
	Phenanthrene	mg/L		NA													0.0011 UJ	
	Arsenic	mg/L	0.0001	NA	0.05 U	0.05 U		0.05 U	0.0215	0.05 U				0.05 U			0.024	0.05 U
Metals	Cadmium	mg/L	0.25	NA					0.00250 U								0.000886	
	Chromium	mg/L		NA													0.116	
	Chromium, hexavalent	mg/L	1	NA	0.020*	0.028		0.099	0.0799	0.005			0.007	0.042	0.142	0.103		0.007 U
	Copper	mg/L	0.25	NA	0.03*	0.03		0.08	0.01 U				0.01 U	0.05	0.01	0.1 U		0.05* U
	Lead	mg/L	1	NA	0.006 U	0.006 U		0.006 U	0.0100	0.027			0.024	0.157	0.042	0.007 U		0.014
	Mercury	mg/L	0.05	NA	0.025 U	0.025 U		0.025 U	0.0168	0.025 U			0.025 U	0.025	0.025	0.025 U		0.083
	Molybdenum	mg/L		NA					0.000279									0.0104
	Nickel	mg/L	1	NA	0.015 U	0.029		0.025	0.0329	0.065				0.142	0.021	0.126		0.0385
	Selenium	mg/L	0.1	NA					0.0377	0.065								0.0124
	Silver	mg/L	0.2	NA					0.0100 U									0.0249
Phenols	Zinc	mg/L	2	NA	0.021	0.038		0.007	0.0664	0.014			0.009	0.166	0.068	0.199		0.229
	Pentachlorophenol	mg/L		NA													Unusable R	
Phthalates	Phenol	mg/L		NA													Unusable R	
	Bis(2-ethylhexyl) phthalate	mg/L		NA													0.012	
	Butyl benzyl phthalate	mg/L		NA													0.0016 U	
	Diethyl phthalate	mg/L		NA													0.0055 J	
	Dimethyl phthalate	mg/L		NA													0.0011 U	
	D-n-butyl phthalate	mg/L		NA													0.0023 U	
	D-n-octyl phthalate	mg/L		NA													0.0065 J	
	1,2,4-Trichlorobenzene	mg/L		NA													0.0014 U	
	2,2'-oxybis(1-chloropropane)	mg/L		NA													0.0014 U	
	2,3-Dichloroaniline	mg/L		NA													0.0019 U	
SVOA	2,4,6-Trichlorophenol	mg/L		NA													Unusable R	
	2,4-Dichlorophenol	mg/L		NA													0.015 J	
	2,4-Dimethylphenol	mg/L		NA													Unusable R	
	2,4-Dinitrophenol	mg/L		NA													Unusable R	
	2,4-Dinitrotoluene	mg/L		NA													Unusable R	
	2,6-Dinitrotoluene	mg/L		NA													0.0023 U	0.0024 U

**Bold** - The analyte was present in the sample.  
**U** - Analyte not detected at or above the associated value.  
**UJ** - Analyte not detected at or above the associated estimated value.  
**J** - The result is an estimated concentration.  
 Form 8

Table C-14 Northstar Chemical  
2018 Compliance Comparison

Category	Parameter	Units	Limit	Monthly Avg Limit	Jan 1/23/18	Feb 2/28/18	Mar	Apr 4/2/18	May 5/21/18	Jun	Jul	Aug 8/10/18	Sep 9/19/2018	Oct 10/11/2019	November 11/15/18	Dec 12/14/18
SVOA	2-Chloronaphthalene	mg/L	NA	\$18301037-01												
	2-Chlorophenol	mg/L	NA													
	2-Methyl-4,6-dinitrophenol	mg/L	NA													
	2-Methylphenol	mg/L	NA													
	2-Nitrophenol	mg/L	NA													
	3 & 4-Methylphenol	mg/L	NA													
	3,3'-Dichlorobenzidine	mg/L	NA													
	4-Bromophenyl phenyl ether	mg/L	NA													
	4-Chloro-3-Methylphenol	mg/L	NA													
	4-Chlorophenyl phenyl ether	mg/L	NA													
	4-Nitrophenol	mg/L	NA													
	Acetophenone	mg/L	NA													
	alpha-Terpineol	mg/L	NA													
	Aniline	mg/L	NA													
	Benzidine	mg/L	NA													
	Benzoic Acid	mg/L	NA													
	Bis(2-chloroethoxy) methane	mg/L	NA													
	Bis(2-chloroethyl) ether	mg/L	NA													
	Carbazole	mg/L	NA													
	Hexachlorobenzene	mg/L	NA													
	Hexachlorobutadiene	mg/L	NA													
	Hexachlorocyclopentadiene	mg/L	NA													
	Hexachloroethane	mg/L	NA													
Isophorone	mg/L	NA														
n-Decane	mg/L	NA														
Nitrobenzene	mg/L	NA														
N-Nitrosodimethylamine	mg/L	NA														
N-Nitroso-di-n-propylamine	mg/L	NA														
N-Nitrosodiphenylamine	mg/L	NA														
n-Octadecane	mg/L	NA														
Pyridine	mg/L	NA														
TPH	SGT-HEM	mg/L	0.2		5 U	5 U						5 U	5 U			
			50					5 U	5.2						13.7	5 U
Volatiles	1,1,1-Trichloroethane	mg/L	NA													
	1,1,2,2-Tetrachloroethane	mg/L	NA													
	1,1,2-Trichloroethane	mg/L	NA													
	1,1-Dichloroethane	mg/L	NA													
	1,1-Dichloroethene	mg/L	NA													
	1,2-Dichlorobenzene	mg/L	NA													
	1,2-Dichloroethane	mg/L	NA													
	1,2-Dichloropropane	mg/L	NA													
	1,3-Dichlorobenzene	mg/L	NA													
	1,4-Dichlorobenzene	mg/L	NA													
	2-Chloroethyl vinyl ether	mg/L	NA													
	Acrolein	mg/L	NA													
	Acrylonitrile	mg/L	NA													
	Benzene	mg/L	NA													
	Bromodichloromethane	mg/L	NA													
	Bromoflorm	mg/L	NA													
	Bromomethane	mg/L	NA													
Carbon Tetrachloride	mg/L	NA														
Chlorobenzene	mg/L	NA														
Chloroethane	mg/L	NA														
Chloroform	mg/L	NA														
Chloromethane	mg/L	NA														

**Bold** - The analyte was present in the sample.  
**U** - Analyte not detected at or above the associated value.  
**UU** - Analyte not detected at or above the associated estimated value.  
**J** - The result is an estimated concentration.  
 Form 8

Table C-14 Northstar Chemical  
2018 Compliance Comparison

Category	Parameter	Units	Limit	Monthly Avg Limit	Jan 1/23/18	Feb 2/28/18	Mar	Apr 4/2/18	May 6/21/18	Jun	Jul	Aug 8/10/18	Sep 9/19/2018	Oct 10/11/2019	November 11/15/18	Dec 12/14/18
Volatiles	cis-1,3-Dichloropropene	mg/L	NA	\$18001037-01				\$1804090-01	\$1805007-01			\$1808003-01		S	1811222-01	1811222-02
	Dibromochloromethane	mg/L	NA												0.0018 U	
	Methylene Chloride	mg/L	NA												0.0024 U	
	Styrene	mg/L	NA												0.0064 U	
	Tetrachloroethene	mg/L	NA												0.0026 UJ	
	trans-1,2-Dichloroethene	mg/L	NA												0.0036 U	
	trans-1,3-Dichloropropene	mg/L	NA												0.0036 U	
	Trichloroethene	mg/L	NA												0.0024 U	
	Trichlorofluoromethane	mg/L	NA												0.0030 U	
	Vinyl Chloride	mg/L	NA												0.0030 U	

**Bold** – The analyte was present in the sample.  
**U** – Analyte not detected at or above the associated value.  
**UJ** – Analyte not detected at or above the associated estimated value.  
**J** – The result is an estimated concentration.  
 Form 8





Table C-15 Orion Marine Group 2018  
Orion Marine Contractors Inc. Compliance Comparison

Category	Parameter	Unit	Limit	Jan	Feb 2/9/18	Mar	Apr	May	Jun	Jul	Aug	Sep	Oct	Nov	Dec
Volume, Temperature, and pH	Volume	Gal	100 gpd		Self										
	Temperature	°F			89.76										
BTEX	pH	pH Units	5.50 - 11.0		7.64										
	Ethylbenzene	mg/L													
	m,p-Xylene	mg/L													
	p-Xylene	mg/L													
Conventional	Toluene	mg/L													
	Ammonia as N	mg/L													
	BOD	mg/L													
	COD	mg/L													
	Cyanide, Total	mg/L	0.64		0.01 U										
	Cyanide, free	mg/L	0.2												
	Total Suspended Solids	mg/L													
	Benzofluoranthracene	mg/L													
	Benzo(a)pyrene	mg/L													
	Benzo(b)fluoranthene	mg/L													
HPAHs	Benzo(g,h,i)perylene	mg/L													
	Chrysene	mg/L													
	Dibenz(a,h)anthracene	mg/L													
	Fluoranthene	mg/L													
	Indeno(1,2,3-c,d)pyrene	mg/L													
	Pyrene	mg/L													
	Acenaphthene	mg/L													
	Acenaphthylene	mg/L													
	Anthracene	mg/L													
	Fluorene	mg/L													
LPAHs	Naphthalene	mg/L													
	Phenanthrene	mg/L													
	Asenic	mg/L	0.1		0.025 U										
	Cadmium	mg/L	0.25		0.003 U										
	Chromium, hex	mg/L	0.25		0.01 U										
	Chromium	mg/L	1.0		0.007 U										
	Copper	mg/L	1.0		0.006 U										
	Lead	mg/L	0.4		0.025 U										
	Mercury	mg/L	0.05		0.0005 U										
	Molybdenum	mg/L	1.0		0.020										
Metals	Nickel	mg/L	1.0		0.015 U										
	Selenium	mg/L	0.1		0.025 U										
	Silver	mg/L	0.2		0.007 U										
	Zinc	mg/L	2.0		0.027										
	Aroclor-1016	mg/L													
	Aroclor-1221	mg/L													
	Aroclor-1232	mg/L													
	Aroclor-1242	mg/L													
	Aroclor-1248	mg/L													
	Aroclor-1254	mg/L													
PCBs	Aroclor-1260	mg/L													
	Total PCBs	mg/L	0.003												
Phenols	Pentachlorophenol	mg/L													
	Phenol	mg/L													
Phthalates	Bis(2-ethylhexyl) phthalate	mg/L													
	Butyl benzyl phthalate	mg/L													
	Diethyl phthalate	mg/L													
	Dimethyl phthalate	mg/L													
	Di-n-butyl phthalate	mg/L													
Di-n-octyl phthalate	mg/L														

**B** - The analyte was present in the sample.  
**U** - Analyte not detected at or above the associated value.  
**UI** - Analyte not detected at or above the associated estimated value.  
**J** - The result is an estimated concentration.  
 Form 8

Table C-15 Orion Marine Group 2018  
Orion Marine Contractors Inc. Compliance Comparison

Category	Parameter	Unit	Limit	Jan	Feb 2/9/18	Mar	Apr	May	Jun	Jul	Aug	Sep	Oct	Nov	Dec
SVOA	1,2,4-Trichlorobenzene	mg/L													
	1,2-Diphenylhydrazine	mg/L													
	2,2'-oxybis(1-chloropropane)	mg/L													
	2,4-Dichlorophenol	mg/L													
	2,4-Dimethylphenol	mg/L													
	2,4-Dinitrophenol	mg/L													
	2,4-Dinitrotoluene	mg/L													
	2,6-Dinitrotoluene	mg/L													
	2-Chloronaphthalene	mg/L													
	2-Chlorophenol	mg/L													
	2-Methyl-4,6-dinitrophenol	mg/L													
	2-Nitrophenol	mg/L													
	3,3'-Dichlorobenzidine	mg/L													
	4-Bromophenyl phenyl ether	mg/L													
	4-Chloro-3-Methylphenol	mg/L													
	4-Chlorophenyl phenyl ether	mg/L													
	4-Nitrophenol	mg/L													
	Acetophenone	mg/L													
	Benzidine	mg/L													
	Bis(2-chloroethoxy) methane	mg/L													
Bis(2-chloroethyl) ether	mg/L														
Hexachlorobenzene	mg/L														
Hexachlorobutadiene	mg/L														
Hexachlorocyclopentadiene	mg/L														
Hexachloroethane	mg/L														
Isophorone	mg/L														
Nitrobenzene	mg/L														
N-Nitrosodimethylamine	mg/L														
N-Nitroso-di-n-propylamine	mg/L														
N-Nitrosodiphenylamine	mg/L														
TPH	SGT+HEM	mg/L	50		8.6										
Volatiles	1,1,1-Trichloroethane	mg/L													
	1,1,2,2-Tetrachloroethane	mg/L													
	1,1,2-Trichloroethane	mg/L													
	1,1-Dichloroethane	mg/L													
	1,1-Dichloroethene	mg/L													
	1,2-Dichlorobenzene	mg/L													
	1,2-Dichloroethane	mg/L													
	1,2-Dichloropropane	mg/L													
	1,3-Dichlorobenzene	mg/L													
	1,4-Dichlorobenzene	mg/L													
	2-Chloroethyl vinyl ether	mg/L													
	Acrolein	mg/L													
	Acrylonitrile	mg/L													
	Benzene	mg/L													
	Bromodichloromethane	mg/L													
Bromoform	mg/L														
Bromomethane	mg/L														
Carbon Tetrachloride	mg/L														
Chlorobenzene	mg/L														
Chloroethane	mg/L														
Chloroform	mg/L														
Chloromethane	mg/L														
cis-1,3-Dichloropropene	mg/L														
Dibromochloromethane	mg/L														
Methylene Chloride	mg/L														
Styrene	mg/L														

**Bold** - The analyte was present in the sample.  
U - Analyte suspected or above the associated value.  
UI - Analyte not detected at or above the associated estimated value.  
J - The result is an estimated concentration.  
 Form 8

Table C-15 Orion Marine Group 2018  
Orion Marine Contractors Inc. Compliance Comparison

Category	Parameter	Unit	Limit	Jan	Feb 2/9/18	Mar	Apr	May	Jun	Jul	Aug	Sep	Oct	Nov	Dec
Volatiles	Tetrachloroethene	mg/L			Self										
	trans-1,2-Dichloroethene	mg/L													
	trans-1,3-Dichloropropene	mg/L													
	Trichloroethene	mg/L													
	Trichlorofluoromethane	mg/L													
	Vinyl Chloride	mg/L													

**Bold** - The analyte was present in the sample.  
**U** - Analyte not detected at or above the associated value.  
**UI** - Analyte not detected at or above the associated estimated value.  
**J** - The result is an estimated concentration.  
 Form 8



Table C-16 Pacific Container Corporation  
2018 Compliance Comparison

Category	Parameter	Units	Limit	2018																			
				Jan 1/30/18	Feb	Mar	Apr 4/13/18	May	Jun	Jul 7/26/18	Aug	Sep	Oct 10/24/18	Nov	Dec								
Temperature and pH	Temperature	°F	5.5 - 11	1801456-01	1801456-02	1801032-01	S1804015-01																
	pH	pH Units	6.64	7.50		7.44	7.16					7.36				7.00							
Conventional	Cyanide, Total	mg/L	0.1	0.00111 U		0.01 U	0.01 U																
	Arsenic	mg/L	0.1	0.00111 U																			
	Cadmium	mg/L	0.25	0.00111 U																			
	Chromium	mg/L	1	0.00372																			
	Copper	mg/L	1	0.0346				0.015															
	Lead	mg/L	0.4																				
	Mercury	mg/L	0.05																				
	Molybdenum	mg/L	1																				
	Nickel	mg/L	1																				
	Selenium	mg/L	0.1																				
Metals	Silver	mg/L	0.2	0.00111 U																			
	Silver	mg/L	0.2	0.00111 U																			
	Zinc	mg/L	2	0.00710		0.012	0.007																
TPH	SGT-HEM	mg/L	50	40.8		5 U	5 U																

**Bold** - The analyte was present in the sample.  
**U** - Analyte not detected at or above the associated value.  
**UU** - Analyte not detected at or above the associated estimated value.  
**J** - The result is an estimated concentration.  
 Form 8



Table C-17 Pacific NW Terminals  
2018 Compliance Comparison

Parameter	Date		January	February	March	April		May		June	July
	Units	Limit				S04/17/2018	P04/23/2018	S05/01/2018	S05/17/2018		
Daily Flow (average)	gpd	64,800	No Discharge	No Discharge	No Discharge	35,8505 (71,701 total)	5.66	22,295 (89,186 total)	51,389 (100,720 total)	42,707 (78,602 total)	Discharged in August
pH	SU	5.5-11.0	NR	NR	NR	5.65	5.66	6.5	6.6	6.3	6.2
Arsenic	mg/L	0.1	NR	NR	NR	0.025	0.001	0.025	0.025	0.025	0.025
BETX	mg/L	10	NR	NR	NR	0.0247	0.066	0.05248	0.06674	0.042	0.027
Cadmium	mg/L	0.25	NR	NR	NR	0.003	0.001	0.003	0.003	0.003	0.003
Chromium	mg/L	1.0	NR	NR	NR	0.007	0.001	0.007	0.007	0.007	0.007
Cr <sup>6</sup>	mg/L	0.25	NR	NR	NR	0.01	NR	0.01	0.01	0.01	0.01
Copper	mg/L	1	NR	NR	NR	0.006	0.001	0.006	0.006	0.012	0.087
HEM	mg/L	300	NR	NR	NR	5.7	NR	6.4	11	8.9	7.4
Lead	mg/L	0.4	NR	NR	NR	0.025	0.001	0.025	0.025	0.025	0.025
Mercury	mg/L	0.05	NR	NR	NR	0.0005	0.00005	0.0005	0.0005	0.0005	0.0005
Molybdenum	mg/L	1.0	NR	NR	NR	0.005	0.00602	0.005	0.011	0.009	0.018
Nickel	mg/L	1.0	NR	NR	NR	0.025	0.0145	0.036	0.015	0.036	0.015
PCB	mg/L	0.003	NR	NR	NR	0.0007	0.001841	NR	NR	NR	0.0007
Selenium	mg/L	0.1	NR	NR	NR	0.025	0.001	0.025	0.025	0.025	0.025
Silver	mg/L	0.2	NR	NR	NR	0.007	0.001	0.007	0.007	0.007	0.007
Zinc	mg/L	2.0	NR	NR	NR	0.091	0.0815	0.03	0.007	0.056	0.069
SGT-HEM	mg/L	50	NR	NR	NR	5	5	5	5	5	5
COD	mg/L	Report	NR	NR	NR	1400	1360	1600	800	1300	640
BOD	mg/L	Report	NR	NR	NR	810	1010	840	440	890	380
TTO	mg/L	2.13	NR	NR	NR	NR	0.383841	NR	NR	NR	NR
TSS	mg/L	Report	NR	NR	NR	57	21	16	22	36	58

P - POTW Monitoring  
S - Self Monitoring  
NR - Not Run

Table C-17 Pacific NW Terminals  
2018 Compliance Comparison

Parameter	Units	Limit	Date		August		September		October		November		December	
			P08/02/2018	S08/29/2018	S09/21/2018	S10/16/2018	P10/31/2018	S11/28/2018	S12/12/18					
Daily Flow (average)	gpd	64,800	25,691 (77.075 total)	Discharged in September	40,195 (160782 total)	Discharged in November	27,213 (163281 total)	42,056 (84,112 total)						
pH	SU	5.5-11.0	7.05	6.5	6.5	7.41	6.5	6.5						
Arsenic	mg/L	0.1	0.001	0.025	0.025	0.000521	0.025	0.025						
BETX	mg/L	10	0.07	0.0136	0.0221	0.0523	0.0176	0.0176						
Cadmium	mg/L	0.25	0.001	0.003	0.003	0.0005	0.003	0.003						
Chromium	mg/L	1.0	0.001	0.007	0.007	0.00285	0.007	0.007						
Cr <sup>6</sup>	mg/L	0.25	NR	0.01	0.01	NR	NR	0.01						
Copper	mg/L	1	0.001	0.224	0.009	0.000413	0.006	0.006						
HEM	mg/L	300	5	9.7	5	5	5	5						
Lead	mg/L	0.4	0.001	0.025	0.025	0.0005	0.025	0.025						
Mercury	mg/L	0.05	0.00005	0.0005	0.0005	0.00005	0.0005	0.0005						
Molybdenum	mg/L	1.0	0.0149	0.02	0.013	0.015	0.015	0.018						
Nickel	mg/L	1.0	0.00339	0.015	0.015	0.00287	0.015	0.015						
PCB	mg/L	0.003	0.003	NR	NR	0.00177	NR	NR						
Selenium	mg/L	0.1	0.001	0.025	0.025	0.0005	0.025	0.025						
Silver	mg/L	0.2	0.001	0.007	0.007	0.0005	0.007	0.007						
Zinc	mg/L	2.0	0.00713	0.151	0.011	0.00169	0.006	0.006						
SGT-HEM	mg/L	50	5	5	5	5	5	5						
COD	mg/L	Report	726	390	200	461	490	520						
BOD	mg/L	Report	438	140	52	244	230	290						
TTO	mg/L	2.13	NR	NR	NR	0.24	NR	NR						
TSS	mg/L	Report	60	55	26	21.2	25	20						

P - POTW Monitoring  
S - Self Monitoring  
NR - Not Run



Table C-18a Petroleum Reclaiming Services  
Jan 1st - June 30, 2018  
Petroleum Reclaiming Services, Inc Compliance Comparison

Category	Parameter	Units	Limit	Monthly Avg Limit	January												January Average	February 2/1/18		
					1/27/18	1/3/18	1/4/18	1/11/18	1/16/18	1/17/18	1/22/18	1/24/18	1/26/18	1/27/18	1/29/18	1/30/18				
Volume, Temperature, and pH	Volume	Gal	60000		28379	28628	29165	29560	28274	29711	29558	28921	29740	28122	29396	29873	25404	27960		
	Temperature	°F	5.5 - 11	NA	6.79	7.38	7.54	7.51	7.81	7.59	7.59	7.59	7.43	5.88	7.43	6.79	6.41	9.41	6.51	7.09
BTEX	pH	pH Units	10	NA	0.694	1.84	1.22	0.257	0.46	0.277	0.684	0.463	0.25	0.348	0.25	1.03	0.295	0.464	0.427	
	Ethylbenzene	mg/L		NA	0.05 U	0.062	0.061	0.05 U	0.05 U	0.05 U	0.05 U	0.05 U	0.05 U	0.05 U	0.05 U	0.05 U	0.05 U	0.05 U	0.05 U	
	m,p-Xylene	mg/L		NA	0.494	1.04	0.588	0.057	0.188	0.077	0.379	0.154	0.05 U	0.148	0.05 U	0.576	0.074	0.161	0.105	
	o-Xylene	mg/L		NA	0.01 U	0.465	0.457	0.1 U	0.172	0.1 U	0.205	0.1 U	0.1 U	0.1 U	0.1 U	0.342	0.121	0.203	0.222	
	Total Xlenes	mg/L		NA	0.01 U	0.01 U	0.01 U	0.01 U	0.01 U	0.01 U	0.03	0.01 U	0.01 U	0.01 U	0.01 U	0.01 U	0.01 U	0.01 U	0.04	
Conventional	Chenids, Total	mg/L	0.64	NA																
	Phenids, Total	mg/L		NA																
	Benz(a)anthracene	mg/L		NA																
	Benz(a)pyrene	mg/L		NA																
	Benz(b)fluoranthene	mg/L		NA																
	Benz(g,h,i)perylene	mg/L		NA																
	Chrysene	mg/L		NA																
	Dibenz(a,h)anthracene	mg/L		NA																
	Fluoranthene	mg/L	0.787	NA																
	Indeno(1,2,3-cd)pyrene	mg/L		NA																
	Pyrene	mg/L		NA																
	LPAHs	2-Methylnaphthalene	mg/L		NA															
Acenaphthene		mg/L		NA																
Acenaphthylene		mg/L		NA																
Anthracene		mg/L		NA																
Fluorene		mg/L		NA																
Naphthalene		mg/L		NA																
Phenanthrene		mg/L		NA																
Anthimony		mg/L	0.1	NA	0.05 U	0.05 U	0.05 U	0.05 U	0.05 U	0.05 U	0.05 U	0.05 U	0.05 U	0.05 U	0.05 U	0.05 U	0.05 U	0.05 U	0.05 U	
Arsenic		mg/L	0.25	NA	0.004	0.003 U	0.003 U	0.003 U	0.006	0.007 U	0.009	0.008	0.007 U	0.003 U	0.007 U	0.007 U	0.003 U	0.003 U	0.003 U	
Cadmium		mg/L	0.947	NA	0.025	0.007 U	0.013	0.007 U	0.007 U	0.007 U	0.009	0.007	0.007 U	0.007 U	0.007 U	0.007 U	0.007 U	0.007 U	0.010286	
Chromium		mg/L	18.8	NA	0.01	0.01 U	0.014	0.01 U	0.01 U	0.01 U	0.013	0.013	0.014	0.01 U	0.01 U	0.01 U	0.01 U	0.01 U	0.0115	
Cobalt		mg/L	0.605	NA	0.009	0.006 U	0.021	0.011	0.009	0.009	0.006 U	0.185	0.009	0.009	0.006 U	0.02	0.013	0.006 U	0.006 U	
Copper	mg/L	0.222	NA	0.04 U	0.04 U	0.04 U	0.04 U	0.04 U	0.04 U	0.04 U	0.04 U	0.04 U	0.04 U	0.04 U	0.04 U	0.04 U	0.04 U	0.04 U		
Lead	mg/L	0.05	NA	0.0002 U	0.0002 U	0.0002 U	0.0002 U	0.0002 U	0.0002 U	0.0002 U	0.0002 U	0.0002 U	0.0002 U	0.0002 U	0.0002 U	0.0002 U	0.0002 U	0.0002 U		
Metals	Molybdenum	mg/L	1.0	NA	0.077	0.033	0.317	0.154	0.695	0.783	0.289	0.264	0.061	0.095	0.029	0.01 U	0.283	0.01 U	0.047	
	Nickel	mg/L	1.0	NA	0.1	0.077	0.123	0.065	0.069	0.03	0.14	0.103	0.13	0.137	0.353	0.015 U	0.022	0.04	0.021	
	Selenium	mg/L	0.1	NA	0.05 U	0.05 U	0.05 U	0.05 U	0.05 U	0.05 U	0.05 U	0.05 U	0.05 U	0.05 U	0.05 U	0.05 U	0.05 U	0.05 U	0.05 U	
	Silver	mg/L	0.2	NA	0.007 U	0.007 U	0.007 U	0.007 U	0.007 U	0.007 U	0.007 U	0.007 U	0.007 U	0.007 U	0.007 U	0.007 U	0.007 U	0.007 U	0.007 U	
	Thallium	mg/L		NA																
	Tin	mg/L	0.249	NA	0.05 U	0.05 U	0.05 U	0.05 U	0.05 U	0.05 U	0.05 U	0.05 U	0.05 U	0.05 U	0.05 U	0.05 U	0.05 U	0.05 U	0.05 U	
	Titanium	mg/L		NA																
PCBs	Vanadium	mg/L	4.46	NA	1.64	0.188	1.09	0.323	0.296	0.279	0.583	0.987	0.628	0.34	0.327	0.044	0.087	0.605	0.09	
	Zinc	mg/L	2	NA																
	Aroclor-1016	mg/L		NA																
	Aroclor-1221	mg/L		NA																
	Aroclor-1232	mg/L		NA																
	Aroclor-1242	mg/L		NA																
	Aroclor-1248	mg/L		NA																

Bold - The analyte was present in the sample.  
 U - Analyte concentration is an estimated value.  
 NA - Analyte not detected or above the associated estimated value.  
 J - The result is an estimated concentration.  
 Form 8  
 Pa



Table C-18a Petroleum Reclaiming Services  
Jan 1st - June 30, 2018  
Petroleum Reclaiming Services, Inc Compliance Comparison

Category	Parameter	Units	Limit	Monthly Avg Limit	March		April												
					3/22/18	3/27/18	3/28/18	3/29/18	4/3/18	4/5/18	4/10/18	4/11/18	4/13/18	4/19/18	4/23/18	4/26/18	4/30/18		
Volume, Temperature, and pH					S1803011-01	S1803013-01	S1803014-01	S1803015-01	S180402-01	S180403-01	S180405-01	S180406-01	S180410-01	S180411-01	S180415-01	S180418-01	S180421-01	S180422-01	
Volume, Temperature, and pH	Volume	Gal	60000		28693	27893	20466	20519	28645	29381	28247	28200	29666	28753	29172	29097	29022	21625	27563
	Temperature	°F	5.5 - 11		7.86	7.18	7.14	6.94	7.03	7.25	6.87	7.07	7.61	7.67	7.5	6.79	6.33	7.06	7.28
BTEX	pH		10		0.318	0.25	1.14	0.25	0.317	0.487	0.286	0.423	0.304	0.254	0.284	0.852	0.253	0.259	0.251
	ETH	mg/L			0.05 U	0.05 U	0.067	0.05 U	0.05 U	0.05 U	0.05 U	0.05 U	0.05 U	0.05 U	0.05 U	0.05 U	0.05 U	0.05 U	0.05 U
	BTX	mg/L			0.118	0.05 U	0.635	0.05 U	0.117	0.2	0.086	0.117	0.104	0.054	0.05 U	0.064	0.505	0.053	0.051
	Total Xylene	mg/L			0.1 U	0.1 U	0.391	0.1 U	0.1 U	0.197	0.1 U	0.206	0.1 U	0.1 U	0.1 U	0.1 U	0.217	0.1 U	0.1 U
	Chenide, Total	mg/L		0.64		0.02	0.01 U	0.01 U	0.01 U	0.01 U	0.01 U	0.01 U	0.01 U	0.01 U	0.01 U	0.01 U	0.02	0.01 U	0.01 U
Conventional	Phenols, Total	mg/L																	
	Benz(a)anthracene	mg/L																	
	Benz(a)pyrene	mg/L																	
	Benz(b)fluoranthene	mg/L																	
	Benz(g,h,i)perylene	mg/L																	
	Chrysene	mg/L																	
	Dibenz(a,h)anthracene	mg/L																	
	Fluoranthene	mg/L		0.787		0.01 U	0.01 U	0.01 U	0.01 U	0.01 U	0.01 U	0.01 U	0.01 U	0.01 U	0.01 U	0.01 U	0.01 U	0.01 U	0.01 U
	Indeno(1,2,3-cd)pyrene	mg/L																	
	Pyrene	mg/L																	
LPAHs	2-Methylnaphthalene	mg/L																	
	Acenaphthene	mg/L																	
	Acenaphthylene	mg/L																	
	Anthracene	mg/L																	
	Fluorene	mg/L																	
	Naphthalene	mg/L																	
	Phenanthrene	mg/L																	
	Anthimony	mg/L																	
	Arsenic	mg/L		0.1		0.05 U	0.05 U	0.05 U	0.05 U	0.05 U	0.05 U	0.05 U	0.05 U	0.05 U	0.05 U	0.05 U	0.05 U	0.05 U	0.05 U
	Cadmium	mg/L		0.25		0.003 U	0.003 U	0.003 U	0.003 U	0.003 U	0.003 U	0.003 U	0.003 U	0.003 U	0.003 U	0.003 U	0.003 U	0.003 U	0.003 U
Metals	Chromium	mg/L		0.947		0.007 U	0.007 U	0.008	0.007 U	0.007 U	0.007 U	0.007 U	0.007 U	0.007 U	0.007 U	0.007 U	0.007 U	0.007 U	0.007 U
	Cobalt	mg/L		56.4		0.01 U	0.01 U	0.01 U	0.01 U	0.01 U	0.01 U	0.01 U	0.01 U	0.01 U	0.01 U	0.01 U	0.01 U	0.01 U	0.01 U
	Copper	mg/L		0.605		0.007 U	0.018	0.099	0.03	0.08 U	0.08 U	0.08 U	0.08 U	0.08 U	0.08 U	0.08 U	0.08 U	0.08 U	0.08 U
	Lead	mg/L		0.222		0.04 U	0.04 U	0.04 U	0.04 U	0.04 U	0.04 U	0.04 U	0.04 U	0.04 U	0.04 U	0.04 U	0.04 U	0.04 U	0.04 U
	Mercury	mg/L		0.05		0.0002 U	0.0002 U	0.0002 U	0.0002 U	0.0002 U	0.0002 U	0.0002 U	0.0002 U	0.0002 U	0.0002 U	0.0002 U	0.0002 U	0.0002 U	0.0002 U
	Molybdenum	mg/L		1.0		0.333	0.224	0.351	0.07	0.12	0.108	0.341	0.217	0.087	0.453	0.158	0.44	0.01 U	0.217
	Nickel	mg/L		1.0		0.072	0.083	0.07	0.053	0.073	0.046	0.06	0.046	0.063	0.056	0.076	0.016	0.059	0.057
	Selenium	mg/L		0.1		0.05 U	0.05 U	0.05 U	0.05 U	0.05 U	0.05 U	0.05 U	0.05 U	0.05 U	0.05 U	0.05 U	0.05 U	0.05 U	0.05 U
	Silver	mg/L		0.2		0.007 U	0.007 U	0.137	0.124	0.007 U	0.007 U	0.007 U	0.007 U	0.007 U	0.007 U	0.007 U	0.007 U	0.007 U	0.007 U
	Thallium	mg/L																	
PCBs	Tin	mg/L		0.249		0.05 U	0.05 U	0.05 U	0.05 U	0.05 U	0.05 U	0.05 U	0.05 U	0.05 U	0.05 U	0.05 U	0.05 U	0.05 U	0.05 U
	Titanium	mg/L																	
	Vanadium	mg/L																	
	Zinc	mg/L		2		0.386	0.521	1.59	1.495	0.076	0.141	0.63	0.202	0.113	0.647	0.12	0.302	0.098	0.622
	Aroclor-1016	mg/L																	
	Aroclor-1221	mg/L																	
	Aroclor-1232	mg/L																	
	Aroclor-1242	mg/L																	
	Aroclor-1248	mg/L																	

Bold - The analyte was present in the sample.  
 U - Analyte concentration is above the associated value.  
 U - Analyte not detected or above the associated estimated value.  
 J - The result is an estimated concentration.  
 Form 8  
 Pa

Table C-18a Petroleum Reclaiming Services  
Jan 1st - June 30, 2018  
Petroleum Reclaiming Services, Inc Compliance Comparison

Category	Parameter	Units	Limit	Monthly Avg Limit	April Average	May						May Average	June										
						5/9/18	5/10/18	5/14/18	5/15/18	5/16/18	5/22/18		5/24/18	5/25/18	5/31/18	6/4/18	6/13/18	6/14/18	6/19/18				
						S1805003-01	S1805004-01	S1805005-01	S1805006-01	S1805007-01	S1805008-01	S1805009-01	S1805010-01	S1805011-01	S1805012-01	S1805013-01	S1805014-01	S1805015-01	S1805016-01	S1805017-01	S1805018-01	S1805019-01	
Volume, Temperature, and pH	Volume	Gal	60000			22350	29987	19381	26045	21281	28910	25300	26374	27743	29568	21457	27654	26980	24988	21767			
	pH	°F	5.5 - 11																				
BTEX	BTEX (total)	mg/L	10			7.11	7.6	7.1	7.56	7.03	6.86	7.06	7.87	7.43	7.3	6.93	7.78	6.92	7.27	6.7			
	Ethylbenzene	mg/L				0.25	0.25	0.261	0.367	0.365	0.803	0.611	0.282	0.306	0.289	0.254	0.527	0.25	0.25	0.305			
	m,p-Xylene	mg/L				0.05 U	0.05 U	0.05 U	0.05 U	0.05 U	0.05 U	0.05 U	0.05 U	0.05 U	0.05 U	0.05 U	0.05 U	0.05 U	0.05 U	0.05 U			
	o-Xylene	mg/L				0.05 U	0.05 U	0.061	0.113	0.116	0.434	0.31	0.082	0.106	0.089	0.054	0.196	0.05 U	0.05 U	0.05 U	0.105		
	Total Xlenes	mg/L				0.1 U	0.1 U	0.154	0.149	0.149	0.246	0.201	0.1 U	0.1 U	0.1 U	0.1 U	0.231	0.1 U	0.1 U	0.1 U	0.1 U		
Conventional	Chenids, Total	mg/L	0.64			0.01 U	0.01 U	0.01 U	0.01 U	0.01 U	0.01 U	0.01 U	0.01 U	0.01 U	0.01 U	0.01 U	0.01 U	0.01 U	0.01 U	0.01 U			
	Phenids, Total	mg/L																					
HPAHs	Benz(a)anthracene	ng/L																					
	Benz(b)fluoranthene	ng/L																					
	Benz(k)fluoranthene	ng/L																					
	Benzo(g,h,i)perylene	ng/L																					
	Chrysene	ng/L																					
	Dibenz(a,h)anthracene	ng/L																					
	Fluoranthene	ng/L	0.787			0.01 U	0.01 U	0.01 U	0.01 U	0.01 U	0.01 U	0.01 U	0.01 U	0.01 U	0.01 U	0.01 U	0.01 U	0.01 U	0.01 U	0.01 U			
	Indeno(1,2,3-cd)pyrene	ng/L																					
	Pyrene	ng/L																					
	LPAHs	2-Methylnaphthalene	ng/L																				
Acenaphthene		ng/L																					
Acenaphthylene		ng/L																					
Anthracene		ng/L																					
Fluorene		ng/L																					
Naphthalene		ng/L																					
Phenanthrene		ng/L																					
Anthimony		ng/L	0.1			0.05 U	0.05 U	0.05 U	0.05 U	0.05 U	0.05 U	0.05 U	0.05 U	0.05 U	0.05 U	0.05 U	0.05 U	0.05 U	0.05 U	0.05 U	0.05 U		
Arsenic		ng/L	0.25			0.03 U	0.03 U	0.005	0.003 U	0.003 U	0.006	0.003 U	0.003 U	0.003 U	0.003 U	0.003 U	0.003 U	0.003 U	0.003 U	0.003 U	0.003 U		
Metals		Cadmium	ng/L	0.487			0.007462	0.007 U	0.017	0.012	0.007 U	0.007 U	0.007 U	0.007 U	0.007 U	0.007 U	0.007 U	0.007 U	0.007 U	0.007 U	0.007 U		
	Chromium	ng/L	18.8			0.010154	0.01 U	0.027	0.01 U	0.024	0.019	0.019	0.013	0.01 U	0.015333	0.01	0.015	0.015	0.011	0.01 U			
	Cobalt	ng/L	0.605			0.012077	0.006 U	0.019	0.019	0.009	0.022	0.019	0.009	0.006 U	0.015778	0.017	0.026	0.017	0.054	0.014			
	Copper	ng/L	0.172			0.04	0.04 U	0.04 U	0.04 U	0.04 U	0.04 U	0.04 U	0.04 U	0.04 U	0.04	0.04	0.04 U	0.04 U	0.04 U	0.04 U	0.04 U		
	Lead	ng/L	0.05			0.0002 U	0.0002 U	0.0002 U	0.0002 U	0.0002 U	0.0002 U	0.0002 U	0.0002 U	0.0002 U	0.0002 U	0.0002 U	0.0002 U	0.0002 U	0.0002 U	0.0002 U	0.0002 U		
	Mercury	ng/L	1.0			0.36	0.069	0.109	0.144	0.019	0.208	0.97	0.273	0.115	0.128	0.079	0.205	0.222	0.168	0.235			
	Molybdenum	ng/L	1.0			0.068	0.096	0.063	0.073	0.03	0.187	0.171	0.119	0.036	0.109	0.151	0.082	0.084	0.091	0.09			
	Nickel	ng/L	0.1			0.05 U	0.05 U	0.05 U	0.05 U	0.05 U	0.05 U	0.05 U	0.05 U	0.05 U	0.05 U	0.05 U	0.05 U	0.05 U	0.05 U	0.05 U	0.05 U		
	Selenium	ng/L	0.2			0.007 U	0.007 U	0.007 U	0.007 U	0.007 U	0.007 U	0.007 U	0.007 U	0.007 U	0.007 U	0.007 U	0.007 U	0.007 U	0.007 U	0.007 U	0.007 U		
	Silver	ng/L				0.05	0.05 U	0.05 U	0.05 U	0.05 U	0.05 U	0.05 U	0.05 U	0.05 U	0.05	0.05 U	0.05 U	0.05 U	0.05 U	0.05 U	0.05 U		
PCBs	Tin	ng/L	0.249			0.05 U	0.05 U	0.05 U	0.05 U	0.05 U	0.05 U	0.05 U	0.05 U	0.05 U	0.05 U	0.05 U	0.05 U	0.05 U	0.05 U	0.05 U			
	Titanium	ng/L																					
	Tungsten	ng/L																					
	Vanadium	ng/L	2			0.025	0.215	0.192	0.256	0.233	0.077	0.433	0.256	0.066	0.194778	0.63	0.087	0.091	0.991	0.996			
	Zinc	ng/L				0.329846																	
	Aroclor-1016	ng/L	NA																				
	Aroclor-1221	ng/L	NA																				
	Aroclor-1232	ng/L	NA																				
	Aroclor-1242	ng/L	NA																				
	Aroclor-1248	ng/L	NA																				

**ND** - The analyte was present in the sample.  
**U** - Analyte not detected or above the associated value.  
**J** - The result is an estimated concentration.  
 Form 8  
 Pa

Table C-18a Petroleum Reclaiming Services  
Jan 1st - June 30, 2018  
Petroleum Reclaiming Services, Inc Compliance Comparison

Category	Parameter	Units	Limit	Monthly Avg Limit	June				June Average
					6/21/18	6/25/18	6/28/18	6/29/18	
Volume, Temperature, and pH	Volume	Gal	60000		27945	24587	28379	26965	
	Temperature	°F	5.5 - 11	NA	8.05	7.42	6.92	7.81	
BTEX	pH	pH Units	10	NA	0.43	0.683	0.481	0.466	
	ETEX (total)	mg/L		NA	0.05 U	0.05 U	0.05 U	0.05 U	
	Ethylbenzene	mg/L		NA					
	m,p-Xylene	mg/L		NA					
	o-Xylene	mg/L		NA					
Conventional	Toluene	mg/L		NA	0.13	0.463	0.267	0.258	
	Total Xlenes	mg/L		NA	0.2	0.1 U	0.114	0.108	
	Ordnade Total	mg/L	0.64	NA	0.01 U	0.01 U	0.01 U	0.01 U	
	Phenols Total	mg/L		NA					
HPAHs	Benz(a)anthracene	ng/L		NA					
	Benz(a)pyrene	ng/L		NA					
	Benz(b)fluoranthene	ng/L		NA					
	Benz(g,h,i)perylene	ng/L		NA					
	Chrysene	ng/L		NA					
	Dibenz(a,h)anthracene	ng/L		NA					
	Fluoranthene	ng/L	0.787	0.393	0.01 U	0.01 U	0.01 U	0.01 U	0.01
	Indeno(1,2,3-cd)pyrene	ng/L		NA					
	Pyrene	ng/L		NA					
	2-Methylnaphthalene	ng/L		NA					
LPAHs	Acenaphthene	ng/L		NA					
	Acenaphthylene	ng/L		NA					
	Anthracene	ng/L		NA					
	Fluorene	ng/L		NA					
	Naphthalene	ng/L		NA					
	Phenanthrene	ng/L		NA					
	Anthimony	ng/L		NA	0.05 U	0.05 U	0.05 U	0.062	
	Arsenic	ng/L	0.1	0.003 U	0.003 U	0.003 U	0.003 U	0.003 U	
	Cadmium	ng/L	0.25	0.009	0.007 U	0.007 U	0.007 U	0.007 U	0.0078
	Chromium	ng/L	0.947	0.016	0.017	0.016	0.017	0.017	0.0158
Metals	Cobalt	ng/L	56.4	0.011	0.006 U	0.006 U	0.006 U	0.006 U	0.0159
	Copper	ng/L	0.605	0.04 U	0.04 U	0.04 U	0.04 U	0.04	
	Lead	ng/L	0.222	0.0002 U	0.0002 U	0.0002 U	0.0002 U	0.0002 U	
	Mercury	ng/L	0.05	0.281	0.081	0.124	0.124	0.124	
	Molybdenum	ng/L	1.0	0.076	0.108	0.193	0.266	0.266	
	Nickel	ng/L	1.0	0.05 U	0.05 U	0.05 U	0.05 U	0.05 U	
	Selenium	ng/L	0.1	0.007 U	0.007 U	0.007 U	0.007 U	0.007 U	
	Silver	ng/L	0.2	0.05 U	0.05 U	0.05 U	0.05 U	0.05 U	
	Thallium	ng/L		0.05 U	0.05 U	0.05 U	0.05 U	0.05 U	
	PCBs	Tin	ng/L	0.249	0.302	0.207	0.326	0.113	0.113
Titanium		ng/L							
Vanadium		ng/L							
Zinc		ng/L	2						
4,4'		ng/L							
ArcoBr-1016		ng/L							
ArcoBr-1221		ng/L							
ArcoBr-1232		ng/L							
ArcoBr-1242		ng/L							
ArcoBr-1248		ng/L							

**Bold** - The analyte was present in the sample.  
**U** - Analyte not detected or above the associated estimated value.  
**NA** - Analyte not detected or above the associated estimated value.  
**J** - The result is an estimated concentration.  
 Form 8  
 Pa





Table C-18a Petroleum Reclaiming Services  
Jan 1st - June 30, 2018  
Petroleum Reclaiming Services, Inc Compliance Comparison

Category	Parameter	Units	Limit	Monthly Avg Limit	March		April						March Average								
					3/27/18 S1803011-01	3/27/18 S1803013-01	3/28/18 S1803014-01	3/28/18 S1803015-01	4/3/18 S1804002-01	4/5/18 S1804003-01	4/10/18 S1804005-01	4/11/18 S1804006-01		4/13/18 S1804010-01	4/19/18 S1804014-01	4/23/18 S1804018-01	4/26/18 S1804021-01	4/30/18 S1804022-01			
PCBs	Aroclor-1254	ng/L		NA																	
	Aroclor-1260	ng/L		NA																	
	Total PCBs	ng/L	0.003	NA																	
Phenols	Pentachlorophenol	ng/L		NA																	
	Phenol	ng/L	0.267	0.158	0.05 U	0.05 U	0.05 U	0.05 U	0.05 U	0.05 U	0.05 U	0.05 U	0.05 U	0.05 U	0.05 U	0.05 U	0.05 U	0.05 U	0.05 U	0.05 U	
Phthalates	Bis(2-ethylhexyl) phthalate	ng/L		NA																	
	Butyl benzyl phthalate	ng/L		NA																	
	Diallyl phthalate	ng/L		NA																	
	Dimethyl phthalate	ng/L		NA																	
	Di-n-butyl phthalate	ng/L		NA																	
	Di-sec-butyl phthalate	ng/L		NA																	
	1,2,4-Trichlorobenzene	ng/L		NA																	
	1,2-Diphenylhydrazine	ng/L		NA																	
	2,2'-oxybis(1-chloropropane)	ng/L		NA																	
	2,3-Dichloraniline	ng/L	0.155	0.106	0.05 U	0.05 U	0.05 U	0.05 U	0.05 U	0.05 U	0.05 U	0.05 U	0.05 U	0.05 U	0.05 U	0.05 U	0.05 U	0.05 U	0.05 U	0.05 U	0.05 U
SVOA	2,4,6-Trichlorophenol	ng/L		NA																	
	2,4-Dichlorophenol	ng/L		NA																	
	2,4-Dimethylphenol	ng/L		NA																	
	2,4-Dinitrophenol	ng/L		NA																	
	2,4-Dinitrotoluene	ng/L		NA																	
	2,6-Dinitrotoluene	ng/L		NA																	
	2-Chloronaphthalene	ng/L		NA																	
	2-Chlorophenol	ng/L		NA																	
	2-Methyl-4,6-dinitrophenol	ng/L	1.92	0.561	0.05 U	0.05 U	0.05 U	0.05 U	0.05 U	0.05 U	0.05 U	0.05 U	0.05 U	0.05 U	0.05 U	0.05 U	0.05 U	0.05 U	0.05 U	0.05 U	0.05 U
	2-Methylphenol	ng/L		NA																	
SVOA	2-Nitrophenol	ng/L	0.698	0.205	0.052	0.17	0.069	0.05 U	0.05 U	0.05 U	0.05 U	0.05 U	0.05 U	0.05 U	0.05 U	0.05 U	0.05 U	0.05 U	0.05 U	0.05 U	0.05 U
	3 & 4-Methylphenol	ng/L		NA																	
	3,3'-Dichlorobenzidine	ng/L		NA																	
	4-Bromophenyl phenyl ether	ng/L		NA																	
	4-Chloro-3-Methylphenol	ng/L		NA																	
	4-Chlorophenyl phenyl ether	ng/L		NA																	
	4-Nitrophenol	ng/L		NA																	
	Acetophenone	ng/L		NA																	
	alpha-Terpineol	ng/L		NA																	
	Aniline	ng/L		NA																	
Benzidine	ng/L		NA																		
Benzoic Acid	ng/L		NA																		
Bis(2-chloroethoxy) methane	ng/L		NA																		
Bis(2-chloroethyl) ether	ng/L		NA																		
Carbazole	ng/L	0.392	0.233	0.05 U	0.05 U	0.05 U	0.05 U	0.05 U	0.05 U	0.05 U	0.05 U	0.05 U	0.05 U	0.05 U	0.05 U	0.05 U	0.05 U	0.05 U	0.05 U	0.05 U	
Hexachlorobenzene	ng/L		NA																		
Hexachlorobutadiene	ng/L		NA																		
Hexachlorocyclopentadiene	ng/L		NA																		
Hexachloroethane	ng/L		NA																		
Isophorone	ng/L		NA																		

**Bold** - The analyte was present in the sample.  
**U** - Analyte concentration is above the associated value.  
**NA** - Analyte not detected or above the associated estimated value.  
**J** - The result is an estimated concentration.  
 Form 8  
 Pa



Table C-18a Petroleum Reclaiming Services  
Jan 1st - June 30, 2018  
Petroleum Reclaiming Services, Inc Compliance Comparison

Category	Parameter	Units	Limit	Monthly Avg Limit	April Average	May						May Average	June					
						5/9/18 S1805003-01	5/10/18 S1805004-01	5/14/18 S1805005-01	5/15/18 S1805006-01	5/16/18 S1805015-01	5/22/18 S1805008-01		5/24/18 S1805010-01	5/25/18 S1805011-01	5/31/18 S1805013-01	6/4/18 S1806001-01	6/6/18 S1806002-01	6/13/18 S1806005-01
PCBs	Aroclor-1254	ng/L		NA														
	Aroclor-1260	ng/L		NA														
	Total PCBs	ng/L	0.003	NA														
Phenols	Pentachlorophenol	ng/L		NA														
	Phenol	ng/L	0.267	0.158	0.05	0.05 U	0.05 U	0.05 U	0.05 U	0.05 U	0.05 U	0.05 U	0.05 U	0.05 U	0.05 U	0.05 U	0.05 U	0.05 U
Phthalates	Bis(2-ethylhexyl) phthalate	ng/L		NA														
	Butyl benzyl phthalate	ng/L		NA														
	Diethyl phthalate	ng/L		NA														
	Dimethyl phthalate	ng/L		NA														
	Din-butyl phthalate	ng/L		NA														
	Din-octyl phthalate	ng/L		NA														
	1,2,4-Trichlorobenzene	ng/L		NA														
1,2-Diphenylhydrazine	ng/L		NA															
2,2'-oxybis(1-chloropropane)	ng/L		NA															
2,3-Dichloroaniline	ng/L		NA															
2,4,6-Trichlorophenol	ng/L	0.155	0.106	0.046923	0.05 U	0.05 U	0.05 U	0.05 U	0.05 U	0.05 U	0.05 U	0.05 U	0.05 U	0.05 U	0.05 U	0.05 U	0.05 U	
2,4-Dichlorophenol	ng/L		NA															
2,4-Dimethylphenol	ng/L		NA															
2,4-Dinitrophenol	ng/L		NA															
2,4-Dinitrotoluene	ng/L		NA															
2,6-Dinitrotoluene	ng/L		NA															
2-Chlorophthalene	ng/L		NA															
2-Chlorophenol	ng/L		NA															
2-Methyl-4,6-dinitrophenol	ng/L		NA															
2-Methylphenol	ng/L	1.92	0.561	0.046923	0.05 U	0.05 U	0.05 U	0.05 U	0.05 U	0.05 U	0.05 U	0.05 U	0.05 U	0.05 U	0.05 U	0.05 U	0.05 U	
2-Nitrophenol	ng/L		NA															
3 & 4-Methylphenol	ng/L	0.698	0.205	0.085769	0.05 U	<b>0.075</b>	<b>0.163</b>	<b>0.135</b>	<b>0.159</b>	<b>0.149</b>	<b>0.074</b>	<b>0.153</b>	0.05 U	0.05 U	0.05 U	0.05 U	0.05 U	
SVOA	3,3'-Dichlorobenzidine	ng/L		NA														
	4-Bromophenyl phenyl ether	ng/L		NA														
	4-Chloro-3-Methylphenol	ng/L		NA														
	4-Chlorophenyl phenyl ether	ng/L		NA														
	4-Nitrophenol	ng/L		NA														
	Acetophenone	ng/L		NA														
	alpha-Terpineol	ng/L		NA														
	Aniline	ng/L		NA														
	Benzidine	ng/L		NA														
	Benzoic Acid	ng/L		NA														
	Bis(2-chloroethoxy) methane	ng/L		NA														
	Bis(2-chloroethyl) ether	ng/L		NA														
	Carbazole	ng/L	0.392	0.233	0.05	0.05 U	0.05 U	0.05 U	0.05 U	0.06 U	0.05 U	0.05 U	0.05 U	0.05 U	0.05 U	0.05 U	0.05 U	0.05 U
Hexachlorobenzene	ng/L		NA															
Hexachlorobutadiene	ng/L		NA															
Hexachlorocyclopentadiene	ng/L		NA															
Hexachloroethane	ng/L		NA															
Isophorone	ng/L		NA															

**Bold** - The analyte was present in the sample.  
**U** - Analyte not detected or above the associated value.  
**J** - Analyte not detected or above the associated estimated value.  
**J** - The result is an estimated concentration.  
 Form 8  
 Pa

Table C-18a Petroleum Reclaiming Services  
Jan 1st - June 30, 2018  
Petroleum Reclaiming Services, Inc Compliance Comparison

Category	Parameter	Units	Limit	Monthly Avg Limit	June				June Average
					6/21/18	6/25/18	6/28/18	6/29/18	
					\$1806009-01	\$1806010-01	\$1806011-01	\$1806013-01	
PCBs	Aroclor-1254	ng/L		NA					
	Aroclor-1260	ng/L		NA					
	Total PCBs	ng/L	0.003	NA					
	Pentachlorophenol	ng/L		NA					
Phenols	Phenol	ng/L		NA					
	Bis(2-ethylhexyl) phthalate	ng/L	0.267	0.158	0.05 U	0.05 U	0.05 U	0.05 U	0.05
Phthalates	Butyl benzyl phthalate	ng/L		NA					
	Diethyl phthalate	ng/L		NA					
	Dimethyl phthalate	ng/L		NA					
	Di-n-butyl phthalate	ng/L		NA					
	Di-n-octyl phthalate	ng/L		NA					
	1,2,4-Trichlorobenzene	ng/L		NA					
	1,2-Diphenylhydrazine	ng/L		NA					
	2,2'-oxybis(1-chloropropane)	ng/L		NA					
2,3-Dichloroaniline	ng/L		NA						
2,4,6-Trichlorophenol	ng/L	0.155	0.106	0.05 U	0.05 U	0.05 U	0.05 U	0.05	
2,4-Dichlorophenol	ng/L		NA						
2,4-Dimethylphenol	ng/L		NA						
2,4-Dinitrophenol	ng/L		NA						
2,4-Dinitrotoluene	ng/L		NA						
2,5-Dinitrotoluene	ng/L		NA						
2-Chloromethylphenol	ng/L		NA						
2-Chlorophenol	ng/L		NA						
2-Methyl-4,6-dinitrophenol	ng/L	1.92	0.561	0.05 U	0.05 U	0.25* U	0.05 U	0.07	
2-Methylphenol	ng/L		NA						
2-Nitrophenol	ng/L	0.698	0.205	0.16	0.05 U	0.077	0.257	0.1293	
SVOA	3 & 4-Methylphenol	ng/L		NA					
	3,3'-Dichlorobenzidine	ng/L		NA					
	4-Stomphenyl phenyl ether	ng/L		NA					
	4-Chloro-3-Methylphenol	ng/L		NA					
	4-Chlorophenyl phenyl ether	ng/L		NA					
	4-Nitrophenol	ng/L		NA					
	Acetophenone	ng/L		NA					
	alpha-Terpineol	ng/L		NA					
	Aniline	ng/L		NA					
	Benzidine	ng/L		NA					
	Benzoic Acid	ng/L		NA					
	Bis(2-chloroethoxy) methane	ng/L		NA					
	Bis(2-chloroethyl) ether	ng/L		NA					
	Carbazole	ng/L	0.392	0.233	0.05 U	0.05 U	0.05 U	0.05 U	0.05
Hexachlorobenzene	ng/L		NA						
Hexachlorobutadiene	ng/L		NA						
Hexachlorocyclopentadiene	ng/L		NA						
Hexachloroethane	ng/L		NA						
Isophorone	ng/L		NA						

**Bold** - The analyte was present in the sample.  
**U** - Analyte was present in the sample, but the associated value is an estimated concentration.  
**NA** - Analyte not detected or above the associated estimated value.  
**J** - The result is an estimated concentration.  
 Form 8  
 Pa





Table C-18a Petroleum Reclaiming Services  
Jan 1st - June 30, 2018  
Petroleum Reclaiming Services, Inc Compliance Comparison

Category	Parameter	Units	Limit	Monthly Avg Limit	March		April					March Average						
					3/22/18 S1803011-01	3/27/18 S1803013-01	3/28/18 S1803014-01	3/29/18 S1803015-01	4/3/18 S180402-01	4/5/18 S180403-01	4/10/18 S180405-01		4/11/18 S180406-01	4/13/18 S180410-01	4/19/18 S180401-01	4/23/18 S180408-01	4/26/18 S180421-01	4/30/18 S180422-01
SVOA	n-Decane	ng/L	5.79	3.31	0.05 U	0.05 U	0.05 U	0.05 U	0.05 U	0.05 U	0.05 U	0.05 U	0.05 U	0.05 U	0.05 U	0.05 U		
	Nitrobenzene	ng/L		NA														
	N-Nitrosodimethylamine	ng/L		NA														
	N-Nitroso-di-n-propylamine	ng/L		NA														
	N-Nitrosodiphenylamine	ng/L		NA														
	n-Octadecane	ng/L	1.22	0.925	0.05 U	0.05 U	0.05 U	0.05 U	0.05 U	0.05 U	0.05 U	0.05 U	0.05 U	0.05 U	0.05 U	0.05 U	0.05 U	
	Pyridine	ng/L		NA														
	SGI-HEM	ng/L	50	NA	5	5.3	28	8.1										
	1,1,1-Trichloroethane	ng/L		NA														
	1,1,2,2-Tetrachloroethane	ng/L		NA														
1,1,2-Trichloroethane	ng/L		NA															
1,1-Dichloroethane	ng/L		NA															
1,2-Dichloroethane	ng/L		NA															
1,2-Dichlorobenzene	ng/L		NA															
1,2-Dichloropropane	ng/L		NA															
1,3-Dichlorobenzene	ng/L		NA															
1,4-Dichlorobenzene	ng/L		NA															
2-Chloroethyl vinyl ether	ng/L		NA															
Acrylonitrile	ng/L		NA															
Benzene	ng/L		0.5	NA	0.05 U	0.05 U	0.05 U	0.05 U	0.05 U	0.05 U	0.05 U	0.05 U	0.05 U	0.05 U	0.05 U	0.05 U	0.05 U	
Bromodichloromethane	ng/L		NA															
Bromoform	ng/L		NA															
Bromomethane	ng/L		NA															
Carbon Tetrachloride	ng/L		NA															
Chlorobenzene	ng/L		NA															
Chloroethane	ng/L		NA															
Chloroform	ng/L		NA															
Chloromethane	ng/L		NA															
cis-1,3-Dichloropropene	ng/L		NA															
Dibromochloromethane	ng/L		NA															
Methylene Chloride	ng/L		NA															
Styrene	ng/L		NA															
Tetrachloroethane	ng/L		NA															
trans-1,2-Dichloroethene	ng/L		NA															
trans-1,3-Dichloropropene	ng/L		NA															
Trichloroethene	ng/L		NA															
Trichlorofluoromethane	ng/L		NA															
Vinyl Chloride	ng/L		NA															

**Bold** - The analyte was present in the sample.  
**U** - Analyte concentration is less than the associated value.  
**NA** - Analyte not detected or above the associated estimated value.  
**J** - The result is an estimated concentration.  
 Form 8  
 Pa

Table C-18a Petroleum Reclaiming Services  
Jan 1st - June 30, 2018  
Petroleum Reclaiming Services, Inc Compliance Comparison

Category	Parameter	Units	Limit	Monthly Avg Limit	April Average	May							May Average	June						
						5/9/18	5/10/18	5/14/18	5/15/18	5/16/18	5/22/18	5/24/18		5/25/18	5/31/18	6/4/18	6/6/18	6/13/18	6/14/18	6/19/18
						S1805003-01	S1805004-01	S1805005-01	S1805006-01	S1805008-01	S1805009-01	S1805010-01	S1805011-01	S1805013-01	S1806001-01	S1806002-01	S1806003-01	S1806005-01	S1806007-01	
SVOA	n-Decane	ng/L	5.79		0.05	0.05 U	0.05 U	0.05 U	0.05 U	0.05 U	0.05 U	0.05 U	0.05 U	0.05 U	0.05 U	0.05 U	0.05 U	0.05 U	0.05 U	
	Nitrobenzene	ng/L		NA																
	N-Nitrosodimethylamine	ng/L		NA																
	N-Nitroso-di-n-propylamine	ng/L		NA																
	N-Nitrosodiphenylamine	ng/L		NA																
TPH	n-Octadecane	ng/L	1.22	0.925	0.05	0.05 U	0.05 U	0.05 U	0.05 U	0.05 U	0.05 U	0.05 U	0.05 U	0.05 U	0.05 U	0.05 U	0.05 U	0.05 U	0.05 U	
	Pyridine	ng/L		NA																
	SC1:HEM	ng/L	50			5 U	5 U	5 U	5 U	5 U	5 U	5 U	5 U	5 U	5 U	5 U	5 U	5 U	5 U	5 U
	1,1,1-Trichloroethane	ng/L		NA																
	1,1,2,2-Tetrachloroethane	ng/L		NA																
	1,1,2-Trichloroethane	ng/L		NA																
	1,1-Dichloroethane	ng/L		NA																
	1,2-Dichloroethane	ng/L		NA																
	1,2-Dichloropropane	ng/L		NA																
	1,3-Dichlorobenzene	ng/L		NA																
Volatiles	1,4-Dichlorobenzene	ng/L		NA																
	2-Chloroethyl vinyl ether	ng/L		NA																
	Acrylonitrile	ng/L		NA																
	Benzene	ng/L		NA		0.05 U	0.05 U	0.05 U	0.05 U	0.05 U	0.05 U	0.05 U	0.05 U	0.05 U	0.05 U	0.05 U	0.05 U	0.05 U	0.05 U	
	Bromodichloromethane	ng/L		NA																
	Bromoform	ng/L		NA																
	Bromomethane	ng/L		NA																
	Carbon Tetrachloride	ng/L		NA																
	Chlorobenzene	ng/L		NA																
	Chloroform	ng/L		NA																
	Chloromethane	ng/L		NA																
	cis-1,3-Dichloropropene	ng/L		NA																
	Dibromochloromethane	ng/L		NA																
	Methylene Chloride	ng/L		NA																
	Styrene	ng/L		NA																
Tetrachloroethane	ng/L		NA																	
trans-1,2-Dichloroethene	ng/L		NA																	
trans-1,3-Dichloropropene	ng/L		NA																	
Trichloroethene	ng/L		NA																	
Trichlorofluoromethane	ng/L		NA																	
Vinyl Chloride	ng/L		NA																	

**Bold** - The analyte was present in the sample.  
**U** - Analyte present in the sample at the associated value.  
**NA** - Analyte not detected or above the associated estimated value.  
**J** - The result is an estimated concentration.  
 Form 8  
 Pa

Table C-18a Petroleum Reclaiming Services  
Jan 1st - June 30, 2018  
Petroleum Reclaiming Services, Inc Compliance Comparison

Category	Parameter	Units	Limit	Monthly Avg Limit	June				June Average	
					6/21/18	6/25/18	6/28/18	6/29/18		
SVOA	n-Decane	ng/L	5.79	3.31	\$1806009-01	0.05 U	0.05 U	0.05 U	0.05 U	0.05
	Nitrobenzene	ng/L		NA						
	N-Nitrosodimethylamine	ng/L		NA						
	N-Nitroso-di-n-propylamine	ng/L		NA						
	N-Nitrosodiphenylamine	ng/L		NA						
	n-Octadecane	ng/L	1.22	0.925		0.05 U	0.05 U	0.05 U	0.05 U	0.05
TPH	Pyridine	ng/L		NA						
	SCG-HEM	ng/L	50	NA		5 U	5 U	5 U	5 U	
Volatiles	1,1,1-Trichloroethane	ng/L		NA						
	1,1,2,2-Tetrachloroethane	ng/L		NA						
	1,1,2-Trichloroethane	ng/L		NA						
	1,1-Dichloroethane	ng/L		NA						
	1,1-Dichloroethene	ng/L		NA						
	1,2-Dichlorobenzene	ng/L		NA						
	1,2-Dichloroethane	ng/L		NA						
	1,2-Dichloropropane	ng/L		NA						
	1,3-Dichlorobenzene	ng/L		NA						
	1,4-Dichlorobenzene	ng/L		NA						
	2-Chloroethyl vinyl ether	ng/L		NA						
	Acrolein	ng/L		NA						
	Acrylonitrile	ng/L		NA						
	Benzene	ng/L		NA						
	Bromodichloromethane	ng/L	0.5	NA		0.05 U	0.05 U	0.05 U	0.05 U	
	Bromoform	ng/L		NA						
	Bromomethane	ng/L		NA						
	Carbon Tetrachloride	ng/L		NA						
	Chlorobenzene	ng/L		NA						
	Chloroethane	ng/L		NA						
Chloroform	ng/L		NA							
Chloromethane	ng/L		NA							
cis-1,3-Dichloropropene	ng/L		NA							
Dibromochloromethane	ng/L		NA							
Methylene Chloride	ng/L		NA							
Styrene	ng/L		NA							
Tetrachloroethane	ng/L		NA							
trans-1,2-Dichloroethene	ng/L		NA							
trans-1,3-Dichloropropene	ng/L		NA							
Trichloroethene	ng/L		NA							
Trichlorofluoromethane	ng/L		NA							
Vinyl Chloride	ng/L		NA							

**Bold** - The analyte was present in the sample.  
**U** - Analyte was present in the sample at the associated value.  
**NA** - Analyte not detected or above the associated estimated value.  
**J** - The result is an estimated concentration.  
 Form 8  
 Pa





Table C-18b Petroleum Reclaiming Services  
July 1 - Dec 31, 2018  
Compliance Comparison

Category	Parameter	Unit	Daily Limit?	Monthly Limit?	July												July Average					
					7/9/18	7/16/18	7/23/18	7/30/18	8/6/18	8/13/18	8/20/18	8/27/18	9/3/18	9/10/18	9/17/18	9/24/18						
Volume, pH and Temperature	Volume	Gal	60000		28556	27093	28596	23188	28072	28921	28921	27804	27938		24824	28865	25464	28110	28192	28409	29232	27811
	Temperature	°F			7.51	7.35	6.34	6.94	7.88	7.37	6.72	6.82	7.48		7.54	7.35	7.47	8.56	7.05	8.29	7.35	7.06
BTEX	pH	pH Units	5.5 - 11		0.295	0.327	0.315	0.255	0.25	0.25	0.25	0.25	0.274		0.25	0.25	0.369	0.364	0.344	0.23	0.23	
	Ethylbenzene	mg/L			0.05 U	0.25 U	0.05 U	0.05 U	0.05 U	0.05 U	0.05 U	0.05 U	0.05 U		0.05 U	0.05 U	0.05 U	0.05 U	0.05 U	0.05 U	0.05 U	
	m,p-Xylene	mg/L																				
	o-Xylene	mg/L																				
	Toluene	mg/L			0.095	0.127	0.115	0.055	0.05 U	0.05 U	0.05 U	0.05 U	0.074		0.05 U	0.05 U	0.169	0.164	0.144	0.05 U	0.05 U	0.05 U
Conventional	Total Xylenes	mg/L			0.01 U	0.05 U	0.01 U	0.01 U	0.01 U	0.01 U	0.01 U	0.01 U	0.01 U		0.01 U	0.01 U	0.01 U	0.01 U	0.01 U	0.01 U	0.01 U	
	Cyanide, Total	mg/L	0.64		0.01 U	0.01 U	0.01 U	0.01 U	0.01 U	0.01 U	0.01 U	0.01 U	0.01 U		0.01 U	0.01 U	0.01 U	0.01 U	0.01 U	0.01 U	0.01 U	
HPAHs	Phenols, Total	mg/L																				
	Benzolanthracene	mg/L																				
	Benzofluoranthene	mg/L																				
	Benzob[a]pyrene	mg/L																				
	Benzofluoranthene	mg/L																				
	Chrysene	mg/L																				
	Dibenz[a,h]anthracene	mg/L																				
	Fluoranthene	mg/L		0.787		0.01 U	0.01 U	0.01 U	0.01 U	0.01 U	0.01 U	0.01 U	0.01 U		0.01 U	0.01 U	0.01 U	0.01 U	0.01 U	0.01 U	0.01 U	
	Indeno[1,2,3-c]pyrene	mg/L																				
	Pyrene	mg/L																				
LPAHs	2-Methylnaphthalene	mg/L																				
	Acenaphthene	mg/L																				
	Acenaphthylene	mg/L																				
	Anthracene	mg/L																				
	Fluorene	mg/L																				
	Naphthalene	mg/L																				
	Phenanthrene	mg/L																				
	Anthracene	ug/L																				
	Arsenic	mg/L	0.1		0.05 U	0.04 U	0.05 U	0.084	0.05 U	0.05 U	0.05 U	0.05 U	0.05 U	0.05 U	0.05 U	0.05 U	0.05 U	0.05 U	0.05 U	0.05 U	0.05 U	
	Cadmium	mg/L	0.25		0.004	0.01 U	0.003 U	0.003 U	0.003 U	0.003 U	0.003 U	0.003 U	0.003 U	0.003 U	0.003 U	0.003 U	0.003 U	0.003 U	0.003 U	0.003 U	0.003 U	
Metals	Chromium	mg/L	0.947		0.012	0.015 U	0.007 U	0.013	0.007 U	0.007 U	0.007 U	0.026		0.007 U	0.007 U	0.007 U	0.007 U	0.007 U	0.007 U	0.007 U	0.008	
	Cobalt	mg/L	56.4		0.026	0.05 U	0.01 U	0.011	0.017	0.011	0.027	0.029		0.01 U	0.01 U	0.01 U	0.01 U	0.01 U	0.01 U	0.01 U	0.01 U	
	Copper	mg/L	0.405		0.011	0.01	0.006 U	0.034	0.006 U	0.023	0.023	0.013		0.014	0.012	0.141	0.015	0.006 U	0.006 U	0.006 U	0.03	
	Lead	mg/L	0.222		0.04 U	0.05 U	0.04 U	0.04 U	0.04 U	0.04 U	0.04 U	0.04 U		0.04 U	0.04 U	0.04 U	0.04 U	0.04 U	0.04 U	0.04 U	0.04 U	
	Mercury	mg/L	0.05		0.0002 U	0.0002 U	0.0002 U	0.0002 U	0.0002 U	0.0002 U	0.0002 U	0.0002 U		0.0002 U	0.0002 U	0.0002 U	0.0002 U	0.0002 U	0.0002 U	0.0002 U	0.0002 U	
	Molybdenum	mg/L	1		0.067	0.073	0.038	0.126	0.113	0.115	0.108	0.103		0.068	0.105	0.043	0.102	0.065	0.21	0.01	0.01	
	Nickel	mg/L	1		0.189	0.14	0.073	0.348	0.122	0.058	0.133	0.138		0.086	0.088	0.055	0.039	0.042	0.034	0.015 U	0.039	
	Selenium	mg/L	0.1		0.05 U	0.03	0.05 U	0.05 U	0.05 U	0.05 U	0.05 U	0.05 U		0.05 U	0.05 U	0.05 U	0.05 U	0.05 U	0.05 U	0.05 U	0.05 U	
	Silver	mg/L	0.2		0.007 U	0.01 U	0.007 U	0.007 U	0.007 U	0.007 U	0.007 U	0.007 U		0.007 U	0.007 U	0.007 U	0.007 U	0.007 U	0.007 U	0.007 U	0.007 U	
	Thallium	mg/L			0.05 U	0.006 U	0.05 U	0.05 U	0.05 U	0.05 U	0.05 U	0.05 U		0.05 U	0.05 U	0.05 U	0.05 U	0.05 U	0.05 U	0.05 U	0.05 U	
Tin	ug/L	0.249																				
Titanium	ug/L																					
Vanadium	ug/L																					
Zinc	mg/L	2.0		0.051	0.454	0.068	0.168	0.135	0.027	0.088	0.042	0.131		0.018	0.058	0.126	0.01	0.014	0.023	0.021		
PCBs	Aroclor-1016	mg/L																				
	Aroclor-1221	mg/L																				
	Aroclor-1232	mg/L																				
	Aroclor-1242	mg/L																				
	Aroclor-1248	mg/L																				
	Aroclor-1254	mg/L																				
Phenols	Aroclor-1260	mg/L																				
	Total PCBs	mg/L	0.003																			
	Pentachlorophenol	mg/L																				
	Phenol	mg/L																				

**Bold** - The analyte was present in the sample.  
**U** - Analyte not detected at or above the associated value.  
**U** - Analyte not detected at or above the associated estimated value.  
**U** - The result is an estimated concentration.  
 Form 8



Table C-18b Petroleum Reclaiming Services  
July 1 - Dec 31, 2018  
Compliance Comparison

Category	Parameter	Unit	Daily Limit?	Monthly Limit?	October															
					10/10/18	10/11/18	10/16/18	10/17/18	10/22/18	10/23/18	10/29/18	10/30/18	October Average	11/1/18	11/7/18	11/12/18	11/13/18	11/19/18	11/21/18	
					\$181009Z-01	\$181010Z-01	\$181015Z-01	\$181024Z-01	\$181025Z-01	\$181026Z-01	\$181027Z-01	\$181028Z-01	\$181029Z-01	\$181030Z-01	\$181005E-01	\$181006E-01	\$181007E-01	\$181008E-01	\$181009E-01	
Volume, pH and Temperature	Volume	Gal	60000		29703	29726	25754	24759	29995	28561	29173	28297	29658	25425						
	Temperature	°F																		
BTEX	pH	pH Units	5.5 - 11																	
	BTEX (total)	mg/L	10		8.02	8.31	8.87	8.87	7.14	8.2	7.6	7.57	7.23	7.87						
	Ethylbenzene	mg/L			0.25	0.25	0.25	0.25	0.291	0.252	0.412	0.25	0.257	0.25						
	m,p-Xylene	mg/L			0.05 U	0.05 U	0.05 U	0.05 U	0.05 U	0.05 U	0.05 U	0.05 U	0.05 U	0.05 U						
	o-Xylene	mg/L			0.05 U	0.05 U	0.05 U	0.05 U	0.091	0.052	0.157	0.05 U	0.057	0.05 U						
	Toluene	mg/L			0.1 U	0.1 U	0.1 U	0.1 U	0.1 U	0.1 U	0.155	0.1 U	0.1 U	0.1 U						
Conventional	Total Xylenes	mg/L			0.1 U	0.1 U	0.1 U	0.1 U	0.1 U	0.1 U	0.1 U	0.1 U	0.1 U	0.1 U						
	Cyanide, Total	mg/L	0.64		0.01 U	0.01 U	0.01 U	0.01 U	0.01 U	0.01 U	0.01 U	0.01 U	0.01 U	0.01 U						
Phenols, Total	Phenols, Total	mg/L																		
	Benzolanthracene	mg/L																		
	Benzofluoranthene	mg/L																		
	Benzob[a]fluoranthene	mg/L																		
	Benzog[b]fluoranthene	mg/L																		
	Chrysene	mg/L																		
HPAHs	Dibenz[a,h]anthracene	mg/L																		
	Fluoranthene	mg/L	0.787		0.01 U	0.01 U	0.01 U	0.01 U	0.01 U	0.01 U	0.01 U	0.01 U	0.01 U	0.01 U						
	Indeno[1,2,3-c]pyrene	mg/L																		
	Pyrene	mg/L																		
	2-Methylnaphthalene	mg/L																		
	Acenaphthene	mg/L																		
LPAHs	Acenaphthylene	mg/L																		
	Anthracene	mg/L																		
	Fluorene	mg/L																		
	Naphthalene	mg/L																		
	Phenanthrene	mg/L																		
	Anthracene	ug/L																		
Metals	Arsenic	mg/L	0.1		0.05 U	0.05 U	0.05 U	0.05 U	0.05 U	0.05 U	0.05 U	0.05 U	0.05 U	0.05 U						
	Cadmium	mg/L	0.25		0.003 U	0.003 U	0.003 U	0.003 U	0.003 U	0.004	0.003 U	0.003 U	0.003 U	0.003 U						
	Chromium	mg/L	0.947		0.007 U	0.007 U	0.008	0.007 U	0.007 U	0.007 U	0.007 U	0.014	0.012	0.007 U						
	Cobalt	mg/L	56.4		0.016	0.01 U	0.01 U	0.01 U	0.01 U	0.012	0.01 U	0.01 U	0.01 U	0.01 U						
	Copper	mg/L	0.405		0.006 U	0.006 U	0.016	0.025	0.006 U	0.011	0.006 U	0.006 U	0.006 U	0.006 U						
	Lead	mg/L	0.222		0.04 U	0.04 U	0.04 U	0.04 U	0.04 U	0.04 U	0.04 U	0.04 U	0.04 U	0.04 U						
	Mercury	mg/L	0.05		0.0002 U	0.0002 U	0.0002 U	0.0002 U	0.0002 U	0.0002 U	0.0002 U	0.0002 U	0.0002 U	0.0002 U						
	Nickel	mg/L	1		0.074	0.055	0.055	0.055	0.06	0.08	0.123	0.025	0.03	0.01 U						
	Selenium	mg/L	0.1		0.097	0.042	0.019	0.053	0.116	0.094	0.129	0.065	0.066	0.097						
	Silver	mg/L	0.2		0.05 U	0.05 U	0.05 U	0.05 U	0.064	0.052	0.05 U	0.05 U	0.05 U	0.05 U						
	Thallium	mg/L			0.007 U	0.007 U	0.007 U	0.007 U	0.007 U	0.007 U	0.007 U	0.007 U	0.007 U	0.007 U						
	Tin	mg/L	0.249		0.05 U	0.05 U	0.05 U	0.05 U	0.05 U	0.05 U	0.05 U	0.05 U	0.05 U	0.05 U						
PCBs	Titanium	ug/L																		
	Vanadium	ug/L																		
	Zinc	mg/L	2.0		0.03	0.047	0.023	0.089	0.171	0.141	0.176	0.056	0.163	0.043						
	Aroclor-1016	mg/L			0.0001 U															
Phenols	Aroclor-1221	mg/L			0.0001 U															
	Aroclor-1232	mg/L																		
	Aroclor-1242	mg/L			0.0001 U															
	Aroclor-1248	mg/L			0.0001 U															
	Aroclor-1254	mg/L			0.0001 U															
	Aroclor-1260	mg/L			0.0001 U															
Phenols	Total PCBs	mg/L	0.003		0.0001 U															
	Phenol	mg/L			0.0007															

**Bold** - The analyte was present in the sample.  
**U** - Analyte not detected at or above the associated value.  
**U** - Analyte not detected at or above the associated estimated value.  
**U** - The result is an estimated concentration.  
 Form 8







Table C-18b Petroleum Reclaiming Services  
July 1 - Dec 31, 2018  
Compliance Comparison

Category	Parameter	Unit	Daily Limit?	Monthly Limit?	October												October Average										
					10/01/18	10/11/18	10/16/18	10/17/18	10/22/18	10/23/18	10/29/18	10/30/18	11/01/18	11/07/18	11/12/18	11/13/18		11/18/18	11/21/18								
Phthalates	Bis(2-ethylhexyl) phthalate	mg/L	0.267	0.158	0.05 U	0.05 U	0.05 U	0.05 U	0.05 U	0.05 U	0.05 U	0.05 U	0.05 U	0.05 U	0.05 U	0.05 U	0.05 U	0.05 U	0.05 U	0.05 U	0.05 U	0.05 U	0.05 U	0.05 U			
	Bis(2-nonyl) phthalate	mg/L		NA																							
	Diethyl phthalate	mg/L		NA																							
	Dimethyl phthalate	mg/L		NA																							
	Di-n-butyl phthalate	mg/L		NA																							
	Di-n-octyl phthalate	mg/L		NA																							
	1,2,4-Trichlorobenzene	mg/L		NA																							
	1,2-Diphenylhydrazine	mg/L		NA																							
	2,2'-oxybis(1-chloropropane)	mg/L		NA																							
	2,3-Dichloroaniline	mg/L		0.155	0.108	0.05 U	0.05 U	0.05 U	0.05 U	0.05 U	0.05 U	0.05 U	0.05 U	0.05 U	0.05 U	0.05 U	0.05 U	0.05 U	0.05 U	0.05 U	0.05 U	0.05 U	0.05 U	0.05 U	0.05 U	0.05 U	
	2,4,6-Trichlorophenol	mg/L			NA																						
	2,4-Dichlorophenol	mg/L			NA																						
	2,4-Dimethylphenol	mg/L			NA																						
	2,4-Dinitrophenol	mg/L			NA																						
2,4-Dinitrotoluene	mg/L			NA																							
2,6-Dinitrotoluene	mg/L			NA																							
2-Chlorosulphthalene	mg/L			NA																							
2-Chlorophenol	mg/L			NA																							
2-Methyl-4,6-dinitrophenol	mg/L		1.92	0.261	0.05 U	0.05 U	0.05 U	0.05 U	0.05 U	0.05 U	0.05 U	0.05 U	0.05 U	0.05 U	0.05 U	0.05 U	0.05 U	0.05 U	0.05 U	0.05 U	0.05 U	0.05 U	0.05 U	0.05 U	0.05 U		
2-Methylphenol	mg/L		0.698	0.205	0.05 U	0.05 U	0.05 U	0.05 U	0.05 U	0.05 U	0.05 U	0.05 U	0.05 U	0.05 U	0.05 U	0.05 U	0.05 U	0.05 U	0.05 U	0.05 U	0.05 U	0.05 U	0.05 U	0.05 U	0.05 U		
3 & 4-Methylphenol	mg/L			NA																							
3,3'-Dichlorobenzidine	mg/L			NA																							
4-Bromophenyl phenyl ether	mg/L			NA																							
4-Chloro-3-Methylphenol	mg/L			NA																							
4-Chlorophenyl phenyl ether	mg/L			NA																							
4-Nitrophenol	mg/L			NA																							
Acetophenone	mg/L			NA																							
alpha-Terpinol	mg/L			NA																							
Aniline	mg/L			NA																							
Benzidine	mg/L			NA																							
Benzotr. Acid	mg/L			NA																							
Bis(2-chloroethoxy) methane	mg/L			NA																							
Bis(2-chloroethyl) ether	mg/L			NA																							
Carbazole	mg/L		0.392	0.233	0.05 U	0.05 U	0.05 U	0.05 U	0.05 U	0.05 U	0.05 U	0.05 U	0.05 U	0.05 U	0.05 U	0.05 U	0.05 U	0.05 U	0.05 U	0.05 U	0.05 U	0.05 U	0.05 U	0.05 U	0.05 U		
Hexachlorobenzene	mg/L			NA																							
Hexachlorobutadiene	mg/L			NA																							
Hexachlorocyclopentadiene	mg/L			NA																							
Hexachloroethane	mg/L			NA																							
Isophorone	mg/L		5.79	3.31	0.05 U	0.05 U	0.05 U	0.05 U	0.05 U	0.05 U	0.05 U	0.05 U	0.05 U	0.05 U	0.05 U	0.05 U	0.05 U	0.05 U	0.05 U	0.05 U	0.05 U	0.05 U	0.05 U	0.05 U	0.05 U		
n-Decane	mg/L			NA																							
Nitrobenzene	mg/L			NA																							
N-Nitrosodimethylamine	mg/L			NA																							
N-Nitroso-di-n-propylamine	mg/L			NA																							
N-Nitrosodiphenylamine	mg/L			NA																							
n-Octadecane	mg/L		1.22	0.925	0.05 U	0.05 U	0.05 U	0.05 U	0.05 U	0.05 U	0.05 U	0.05 U	0.05 U	0.05 U	0.05 U	0.05 U	0.05 U	0.05 U	0.05 U	0.05 U	0.05 U	0.05 U	0.05 U	0.05 U	0.05 U		
Pyridine	mg/L			NA																							
SQT-HEM	mg/L		50	NA	5 U	5 U	5 U	5 U	5 U	5 U	5 U	5 U	5 U	5 U	5 U	5 U	5 U	5 U	5 U	5 U	5 U	5 U	5 U	5 U	5 U		

**Bold** - The analyte was present in the sample.  
 U - Analyte not detected at or above the associated value.  
 NA - Analyte not detected at or above the associated estimated value.  
 The last 5 is an estimated concentration.  
 Form 8













Table C-19 PM Testing  
2018 Compliance Comparison

Parameter	Units	Daily Limit	Date		January	February S02/26/2018	March	April	May	June		July	August	September S09/13/2018	October	November P-11/20/2018	December S12/05/2018
			Monthly Average														
Daily Flow (average)	gpd	20,000			1119	1218	1088	943	860	992	913	874	903	1084	1,345	1150	
pH	SU	5.5-11	NA		NR	7.16	NR	NR	NR	6.84	NR	NR	7.07	NR	8.12	6.35	
TPH	mg/L	50	NA		NR	NR	NR	NR	NR	5	NR	NR	NR	NR	8.0	NR	
Arsenic	mg/L	Report	NA		NR	NR	NR	NR	NR	NR	NR	NR	NR	NR	0.005	NR	
Molybdenum	mg/L	Report	NA		NR	NR	NR	NR	NR	NR	NR	NR	NR	NR	0.0	NR	
Selenium	mg/L	Report	NA		NR	NR	NR	NR	NR	NR	NR	NR	NR	NR	0.0	NR	
Mercury	mg/L	Report	NA		NR	NR	NR	NR	NR	NR	NR	NR	NR	NR	0.0	NR	
Silver	mg/L	0.2	NA		NR	0.007	NR	NR	NR	0.007	NR	NR	0.007	NR	0.01	0.007	
Cadmium	mg/L	0.11	0.07		NR	0.009	NR	NR	NR	0.003	0.00122	NR	0.003	NR	0.000484	0.003	
Chromium	mg/L	1	NA		NR	0.008	NR	NR	NR	0.007	0.00251	NR	0.007	NR	0.00951	0.06	
Cr+6	mg/L	0.25	NA		NR	NR	NR	NR	NR	NR	NR	NR	NR	NR	NR	NR	
Copper	mg/L	1	NA		NR	0.01	NR	NR	NR	0.01	0.00923	NR	0.028	NR	0.0221	0.013	
Lead	mg/L	0.4	NA		NR	0.025	NR	NR	NR	0.025	0.001	NR	0.025	NR	0.005	0.025	
Nickel	mg/L	1	NA		NR	0.015	NR	NR	NR	0.015	0.001	NR	0.015	NR	0.00225	0.015	
Zinc	mg/L	2	1.48		NR	0.025	NR	NR	NR	0.017	0.0262	NR	1.42	NR	0.0235	0.079	
CN, Total	mg/L	0.64	NA		NR	0.01	NR	NR	NR	0.01	0.01	NR	0.01	NR	0.05	0.01	
TTO	mg/l	2.13	NA		NR	NR	NR	NR	NR	NR	0.535	NR	NR	NR	0.567	NR	

P - POTW Monitoring

S - Self Monitoring

NR - Not Run



Table C-20 Port of Tacoma  
2018 Compliance Comparison

Parameter	Units	Limit	January	February	March	April	May	June	July	August	September	October	November	December
			S02/08/2018	S03/14/2018	P03/06/2018	S04/26/2018			P08/14/2018	S09/06/2018		P11/01/2018	S11/02/2018	
Daily Flow*	gallons	6,500		43,000						26,000			53,000	
pH	SU	5.5 - 11		8.59		8.21				8.48	9.02		7.97	8.8
SGT-HEM	mg/L	50		5		5.0				5	5		5	5
Arsenic	mg/L	0.1								0.00476			0.00109	
Cadmium	mg/L	0.25								0.0005			0.0005	
Chromium	mg/L	1.0		0.007		0.007				0.00595	0.007		0.0005	0.007
Copper	mg/L	1.0		0.071		0.006				0.00149	0.006		0.000918	0.006
Lead	mg/L	0.4		0.21		0.025				0.0104	0.036		0.0123	0.025
Molybdenum	mg/L	1.0								0.03			0.0557	
Selenium	mg/L	0.1								0.0005			0.0005	
Nickel	mg/L	1.0		0.016		0.038				0.0605	0.091		0.0207	0.03
Cyanide	mg/L	Report								0.01			0.01	
Mercury	mg/L	Report								0.05			0.00005	
Silver	mg/L	Report											0.00005	
PCBs	mg/L	Report								0.003286				
Zinc	mg/L	2.0		2.02	0.608	0.15				0.141	0.908		0.351	0.251

P - POTW Monitoring

S - Self Monitoring

NR - Not Run

\* Highest one day total for the month

() = Average daily flow





Table C-21 Powder Coating Systems  
2018 Compliance Comparison

Parameter	Units	Date		January	February	March	April	May	June	July	August	September		October	November		December
		Daily Limit	Monthly Average									S09/10/2018	S09/14/2018		P11/20/2018	S11/29/2018	
Daily Flow (average)	gpd	3,500	NA	173	122	203	199	187	224	202	301	758	1366	277	642		
pH	units	5.5-11.0	NA	NR	NR	7.35	NR	NR	6.0	NR	NR	NR	7.21	8.17	6.67	7.78	
TPH	mg/L	50	NA	NR	NR	NR	5	NR	5.0	NR	NR	NR	NR	25.4	NR	5	
CN	mg/L	0.64	NA	NR	NR	0.01	0.010	NR	0.010	NR	NR	NR	NR	0.050	NR	0.01	
Arsenic	mg/L	Report	NA	NR	NR	NR	NR	NR	NR	NR	NR	NR	NR	0.005	NR	NR	
Cadmium	mg/L	0.11	0.07	NR	NR	0.003	0.00300	NR	0.0025	NR	NR	NR	NR	0.000576	NR	0.003	
Chromium	mg/L	1.0	NA	NR	NR	0.01	0.007	NR	0.407	NR	NR	NR	NR	0.002	NR	0.007	
Copper	mg/L	1.0	NA	NR	NR	0.006	0.142	NR	0.0362	NR	NR	NR	NR	0.0112	NR	0.006	
Lead	mg/L	0.4	NA	NR	NR	0.025	0.031	NR	0.0323	NR	NR	NR	NR	0.0033	NR	0.025	
Molybdenum	mg/L	Report	NA	NR	NR	NR	NR	NR	NR	NR	NR	NR	NR	0.000948	NR	NR	
Nickel	mg/L	1.0	NA	NR	NR	0.015	0.202	NR	NR	NR	NR	NR	NR	0.00161	NR	0.015	
Selenium	mg/L	Report	NA	NR	NR	NR	NR	NR	NR	NR	NR	NR	NR	0.01	NR	NR	
Silver	mg/L	0.2	NA	NR	NR	0.007	0.00700	NR	0.001	NR	NR	NR	NR	0.0034	NR	0.007	
Zinc	mg/L	2.0	1.48	NR	NR	2.36	0.006	NR	NR	NR	NR	NR	NR	0.458	NR	0.157	
TTO	mg/L	2.13	NA	NR	NR	NR	NR	NR	32.733	NR	NR	0.0045	0.0035	0.427	0.02	NR	

P - POTW Monitoring  
S - Self Monitoring  
NR - Not Run



Table C-22 Puget Sound Energy  
2018 Compliance Comparison

Parameter	Units	Limit	January	February	March	April	May	June	July	August	September	October	November	December
					S03/06/2018	P04/11/2018	S05/18/2018			S09/04/2018		P11/13/2018	S12/14/2018	
Daily Flow (average)	gpd	20,000		15,600			14,865			13,024			13,445	
pH	SU	5.5 - 11	NR	NR	8.1	8.1	7.90	NR	NR	NR	7.20	NR	7.42	7.6
BETX	mg/L	10	NR	NR	0.00162	0.12	0.017	NR	NR	NR	0.00232	NR	0.06	0.795
SGT-HEM	mg/L	50	NR	NR	5.2	5.00	5.2	NR	NR	NR	1.4	NR	5.0	4.8
Benzene	mg/L	0.5	NR	NR	0.00093	0.02000	0.013	NR	NR	NR	0.001	NR	0.010	0.58
TTOs	mg/L	2.13	NR	NR	NR	0.297	NR	NR	NR	NR	NR	NR	0.48	NR
Lead	mg/L	0.4	NR	NR	NR	0.0050	NR	NR	NR	NR	NR	NR	0.0029	NR
Cadmium	mg/L	Report	NR	NR	NR	NR	NR	NR	NR	NR	NR	NR	0.000329	NR
Chromium	mg/L	Report	NR	NR	NR	NR	NR	NR	NR	NR	NR	NR	0.00163	NR
Copper	mg/L	Report	NR	NR	NR	NR	NR	NR	NR	NR	NR	NR	0.01	NR
Molybdenum	mg/L	Report	NR	NR	NR	NR	NR	NR	NR	NR	NR	NR	0.00048	NR
Nickel	mg/L	Report	NR	NR	NR	NR	NR	NR	NR	NR	NR	NR	0.00225	NR
Selenium	mg/L	Report	NR	NR	NR	NR	NR	NR	NR	NR	NR	NR	0.0041	NR
Silver	mg/L	Report	NR	NR	NR	NR	NR	NR	NR	NR	NR	NR	0.01	NR
Zinc	mg/L	Report	NR	NR	NR	NR	NR	NR	NR	NR	NR	NR	0.00299	NR
Mercury	mg/L	Report	NR	NR	NR	NR	NR	NR	NR	NR	NR	NR	0.00005	NR
Cyanide	mg/L	Report	NR	NR	NR	NR	NR	NR	NR	NR	NR	NR	0.033	NR
Arsenic	mg/L	0.1	NR	NR	NR	0.005	NR	NR	NR	NR	NR	NR	0.005	NR

P - POTW Monitoring  
S - Self Monitoring  
NR - Not Run



Table C-23 SeaPort / Targa SeaPort Sound Terminal LLC  
2018 Compliance Comparison

Category	Parameter	Units	Limit	Monthly Avg Limit	January		February		March		April		May		June	
					1/29/18	1/31/18	2/27/18	2/28/18	3/27/18	3/27/18	4/23/18	4/23/18	5/25/18	5/25/18	6/27/18	6/27/18
Volume and pH	Volume	gpd	100800	NA	68871		34288		23519		45286		17112		97318	
	pH	pH Units	5.5-11	NA	6.15		7.46		6.99		7.23		7.77		7.77	
BTEX	BTEX (total)	mg/L	10	NA	0.25		0.005 U		0.010 U		0.005 U		0.005 U		0.005 U	
	Ethylbenzene	mg/L	NA	NA	0.001 U		0.001 U		0.020 U		0.001 U		0.001 U		0.001 U	
	m,p-Xylene	mg/L	NA	NA					0.010 U						0.001 U	
	o-Xylene	mg/L	NA	NA	0.001 U		0.001 U		0.010 U		0.001 U		0.001 U		0.001 U	
	Toluene	mg/L	NA	NA	0.002 U		0.002 U				0.002 U		0.002 U		0.002 U	
	Total Xylenes	mg/L	NA	NA												
Conventional	Cyanide, Total	mg/L	0.64	NA												0.002 U
	Phenols, Total	mg/L	NA	NA					0.010 U							
HPAHs	Benzofluoranthene	mg/L	NA	NA					0.0075 U							
	Benzofluoranthene	mg/L	NA	NA					0.0075 U							
	Benzofluoranthene	mg/L	NA	NA					0.0075 U							
	Benzofluoranthene	mg/L	NA	NA					0.0075 U							
	Benzofluoranthene	mg/L	NA	NA					0.0075 U							
	Benzofluoranthene	mg/L	NA	NA					0.0075 U							
	Benzofluoranthene	mg/L	NA	NA					0.0075 U							
	Benzofluoranthene	mg/L	NA	NA					0.0075 U							
	Benzofluoranthene	mg/L	NA	NA					0.0075 U							
	Benzofluoranthene	mg/L	NA	NA					0.0075 U							
LPAHs	Acenaphthene	mg/L	0.393	NA	0.01 U		0.01 U		0.0075 U							0.01 U
	Acenaphthene	mg/L	NA	NA					0.0075 U							
	Acenaphthene	mg/L	NA	NA					0.0075 U							
	Acenaphthene	mg/L	NA	NA					0.0075 U							
	Acenaphthene	mg/L	NA	NA					0.0075 U							
	Acenaphthene	mg/L	NA	NA					0.0075 U							
	Acenaphthene	mg/L	NA	NA					0.0075 U							
	Acenaphthene	mg/L	NA	NA					0.0075 U							
	Acenaphthene	mg/L	NA	NA					0.0075 U							
	Acenaphthene	mg/L	NA	NA					0.0075 U							
Metals	Antimony	mg/L	0.1	NA					0.0100 U							
	Arsenic	mg/L	0.1	NA					0.06500 U							
	Barium	mg/L	NA	NA					0.0210							
	Beryllium	mg/L	0.25	NA					0.000500 U							
	Cadmium	mg/L	0.947	NA					0.000250 U							
	Chromium	mg/L	0.487	NA	0.007 U		0.007 U		0.00200 U		0.007 U		0.007 U		0.007 U	
	Cobalt	mg/L	56.4	18.8	0.01 U		0.01 U		0.00224		0.01 U		0.01 U		0.01 U	
	Copper	mg/L	0.405	0.301	0.012		0.006 U		0.0100 U		0.006 U		0.009		0.009	
	Lead	mg/L	0.222	0.172	0.04 U		0.04 U		0.0050 U		0.04 U		0.04 U		0.04 U	
	Mercury	mg/L	0.05	NA					0.00005 U							
Molybdenum	mg/L	1.0	NA	0.01 U		0.01 U		0.00250 U		0.01 U		0.01 U		0.01 U		
Nickel	mg/L	0.1	NA	0.015 U		0.015 U		0.00250 U		0.015 U		0.015 U		0.015 U		
Selenium	mg/L	0.1	NA	0.05 U		0.05 U		0.0100 U		0.05 U		0.05 U		0.05 U		
Silver	mg/L	0.2	NA					0.0100 U								
Thallium	mg/L	NA	NA					0.0100 U								
Tin	mg/L	0.249	0.146	0.05 U		0.05 U		0.0100 U		0.05 U		0.05 U		0.05 U		
Titanium	mg/L	NA	NA					0.00239								
Vanadium	mg/L	NA	NA					0.0100 U								
Zinc	mg/L	2	NA	0.044		0.048		0.0414		0.042		0.042		0.042		
PCBs	Acceloc-1016	mg/L	NA	NA	0.0001 U		0.0001 U		0.000305 U		0.0001 U		0.0001 U		0.0001 U	
	Acceloc-1221	mg/L	NA	NA	0.0001 U		0.0001 U		0.000305 U		0.0001 U		0.0001 U		0.0001 U	
	Acceloc-1232	mg/L	NA	NA	0.0001 U		0.0001 U		0.000305 U		0.0001 U		0.0001 U		0.0001 U	
	Acceloc-1242	mg/L	NA	NA	0.0001 U		0.0001 U		0.000305 U		0.0001 U		0.0001 U		0.0001 U	

**Bold** - The analyte was present in the sample.  
**U** - Analyte not detected at or above the associated value.  
**NA** - Analyte not detected at or above the associated estimated value.  
**mg/L** - The result is an estimated concentration.  
 Form 8

Table C-23 SeaPort / Targa Seaport Sound Terminal LLC  
2018 Compliance Comparison

Category	Parameter	Units	Limit	Monthly Avg Limit	January		February		March		April		May		June	
					1/29/18	1/30/18	2/27/18	2/28/18	3/27/18	3/28/18	4/23/18	4/24/18	5/25/18	5/26/18	6/27/18	6/28/18
PCBs	Aroclor-1248	ng/L		NA	0.0001 U	0.0001 U	0.000305 U	0.0001 U	0.000305 U	0.0001 U	0.0001 U	0.0001 U	0.0001 U	0.0001 U	0.0001 U	0.0001 U
	Aroclor-1254	ng/L		NA	0.0001 U	0.0001 U	0.000305 U	0.0001 U	0.000305 U	0.0001 U	0.0001 U	0.0001 U	0.0001 U	0.0001 U	0.0001 U	0.0001 U
	Aroclor-1260	ng/L		NA	0.0001 U	0.0001 U	0.000305 U	0.0001 U	0.000305 U	0.0001 U	0.0001 U	0.0001 U	0.0001 U	0.0001 U	0.0001 U	0.0001 U
	Total PCBs	ng/L	0.003	NA	0.0007	0.0007	0.002135	0.0007	0.002135	0.0007	0.0007	0.0007	0.0007	0.0007	0.0007	0.0007
Phenols	Penta-chlorophenol	mg/L		NA												
	Phenol	mg/L		NA												
Phthalates	Bis(2-ethylhexyl) phthalate	ng/L	0.267	NA	0.01 U	0.01 U	0.0075 U	0.01 U	0.0075 U	0.01 U	0.01 U	0.00875	0.01 U	0.01 U	0.01 U	0.01 U
	Butyl benzyl phthalate	ng/L		NA												
	Diethyl phthalate	ng/L		NA												
	Dimethyl phthalate	ng/L		NA												
	Di-n-butyl phthalate	ng/L		NA												
	Di-n-octyl phthalate	ng/L		NA												
	1,2,4-Trichlorobenzene	ng/L		NA												
	1,2-Diphenylhydrazine	ng/L		NA												
	2,2'-oxybis (1-chloropropane)	ng/L		NA												
	2,4,6-Trichlorophenol	ng/L		NA	0.01 U	0.01 U	0.0075 U	0.01 U	0.0075 U	0.01 U	0.01 U	0.01 U	0.01 U	0.01 U	0.01 U	0.01 U
SVOA	2,4-Dichlorophenol	ng/L		NA												
	2,4-Dimethylphenol	ng/L		NA												
	2,4-Dinitrophenol	ng/L		NA												
	2,4-Dinitrotoluene	ng/L		NA												
	2,6-Dinitrotoluene	ng/L		NA												
	2-Chlorophthalene	ng/L		NA												
	2-Chlorophenol	ng/L		NA												
	2-Methyl-4,6-dinitrophenol	ng/L		NA	0.01 U	0.01 U	0.037 U	0.01 U	0.037 U	0.01 U	0.01 U	0.01 U	0.01 U	0.01 U	0.01 U	0.01 U
	2-Nitrophenol	ng/L		NA	0.01 U	0.01 U	0.0075 U	0.01 U	0.0075 U	0.01 U	0.01 U	0.01 U	0.01 U	0.01 U	0.01 U	0.01 U
	3,4,4-Methylphenol	ng/L		NA	0.01 U	0.01 U	0.020 U	0.01 U	0.020 U	0.01 U	0.01 U	0.01 U	0.01 U	0.01 U	0.01 U	0.01 U
	3,3'-Dichlorobenzidine	ng/L		NA												
	4-Bromophenyl phenyl ether	ng/L		NA												
	4-Chloro-3-Methylphenol	ng/L		NA												
	4-Chlorophenyl phenyl ether	ng/L		NA												
	4-Nitrophenol	ng/L		NA												
	Acetophenone	ng/L		NA												
Benzofluorene	ng/L		NA													
Bis(2-chloroethoxy) methane	ng/L		NA													
Bis(2-chloroethyl) ether	ng/L		NA													
Carbazole	ng/L	0.392	NA	0.01 U	0.01 U	0.01 U	0.0075 U	0.01 U	0.0075 U	0.01 U	0.01 U	0.00875	0.01 U	0.01 U	0.01 U	
Hexachlorobenzene	ng/L	0.253	NA													
Hexachlorobutadiene	ng/L		NA													
Hexachlorocyclopentadiene	ng/L		NA													
Hexachloroethane	ng/L		NA													
Isochlorone	ng/L		NA													
n-Decane	ng/L	5.79	NA	0.01 U	0.01 U	0.01 U	0.0075 U	0.01 U	0.0075 U	0.01 U	0.01 U	0.00875	0.01 U	0.01 U	0.01 U	
Nitrobenzene	ng/L		NA													
N-Nitroso-di-n-propylamine	ng/L		NA													
N-Nitrosodiphenylamine	ng/L		NA													
N-Nitrosodiphenylamine	ng/L		NA													
n-Octadecane	ng/L	1.22	NA	0.01 U	0.01 U	0.01 U	0.0075 U	0.01 U	0.0075 U	0.01 U	0.01 U	0.00875	0.01 U	0.01 U	0.01 U	
SST-HEM	ng/L	50	NA	5 U	5 U	5 U	5.0 U	5 U	5.0 U	5 U	5 U	5 U	5 U	5 U	5 U	

**Bold** – The analyte was present in the sample.  
**U** – Analyte not detected at or above the associated value.  
**NA** – Analyte not detected at or above the associated estimated value.  
**U** – The result is an estimated concentration.  
 Form 8

Table C-23 SeaPort / Targa SeaPort Sound Terminal LLC  
2018 Compliance Comparison

Category	Parameter	Units	Limit	Monthly Avg Limit	January		February		March		April		May		June	
					1/29/18	1/31/18	2/27/18	2/28/18	3/27/18	3/27/18	4/23/18	4/23/18	5/25/18	5/25/18	6/27/18	6/27/18
					S1801033-01	S1801033-02	S1802023-01	S1802023-02	1803397-02	1803397-01	S1803019-01	S1803019-02	S1804030-01	S1804030-02	S1805014-01	S1805014-02
Volatiles	1,1,1-Trichloroethane	mg/L		NA					0.010 U							
	1,1,2,2-Tetrachloroethane	mg/L		NA					0.010 U							
	1,1,2-Trichloroethane	mg/L		NA					0.010 U							
	1,1-Dichloroethane	mg/L		NA					0.010 U							
	1,1-Dichloroethane	mg/L		NA					0.010 U							
	1,2-Dichlorobenzene	mg/L		NA					0.010 U							
	1,2-Dichloroethane	mg/L		NA					0.010 U							
	1,2-Dichloropropane	mg/L		NA					0.010 U							
	1,3-Dichlorobenzene	mg/L		NA					0.010 U							
	1,4-Dichlorobenzene	mg/L		NA					0.010 U							
	2-Chloroethyl vinyl ether	mg/L		NA					0.10 U							
	Acrylonitrile	mg/L		NA					0.10 U							
	Benzene	mg/L		0.5	NA				0.010 U							
	Bromochloromethane	mg/L			NA				0.010 U							
	Bromodorm	mg/L			NA				0.010 U							
	Bromomethane	mg/L			NA				0.010 U							
	Carbon Tetrachloride	mg/L			NA				0.010 U							
	Chlorobenzene	mg/L			NA				0.010 U							
	Chloroethane	mg/L			NA				0.010 U							
	Chloroform	mg/L			NA				0.010 U							
Chloromethane	mg/L			NA				0.010 U								
Gas-1, 3-Dichloropropene	mg/L			NA				0.010 U								
Dibromochloromethane	mg/L			NA				0.020 U								
Methylene Chloride	mg/L			NA				0.010 U								
Styrene	mg/L			NA				0.010 U								
Tetrachloroethane	mg/L			NA				0.010 U								
trans-1,2-Dichloroethene	mg/L			NA				0.010 U								
trans-1,3-Dichloropropene	mg/L			NA				0.010 U								
Trichloroethane	mg/L			NA				0.010 U								
Trichlorofluoromethane	mg/L			NA				0.010 U								
Vinyl Chloride	mg/L			NA				0.010 U								

**Bold** – The analyte was present in the sample.  
**U** – Analyte not detected at or above the associated value.  
**NA** – Analyte not detected at or above the associated estimated value.  
**0.010 U** – The result is an estimated concentration.  
 Form 8

Table C-23 Seaport / Targa Seaport Sound Terminal LLC  
2018 Compliance Comparison

Category	Parameter	Units	Limit	Monthly Avg Limit	June Average	July Average	July Average	August Average	August Average	September Average	September Average	October Average	October Average	November Average	November Average	December Average	December Average
Volume and pH	Volume	gpd	100800	NA													
	pH	pH Units	5.5-11	NA													
BTEX	BTEX (total)	mg/L	10	NA													
	Ethylbenzene	mg/L		NA													
	m,p-Xylene	mg/L		NA													
	o-Xylene	mg/L		NA													
	Toluene	mg/L		NA													
Conventional	Total Xylenes	mg/L		NA													
	Cyanide, Total	mg/L	0.64	NA													
HPAHs	Phenols, Total	mg/L		NA													
	Benzo(a)anthracene	mg/L		NA													
	Benzo(e)pyrene	mg/L		NA													
	Benzo(b)fluoranthene	mg/L		NA													
	Benzo(g,h,i)perylene	mg/L		NA													
	Chrysene	mg/L		NA													
	Dibenz(a,h)anthracene	mg/L		NA													
	Fluoranthene	mg/L	0.787	0.393	0.01	0.01 U	0.01 U	0.01 U	0.01 U	0.0087	0.01 U	0.01 U	0.01 U	0.01 U	0.01 U	0.01 U	0.01
	Indeno(1,2,3-c,d)pyrene	mg/L		NA													
	Pyrene	mg/L		NA													
LPAHs	Acenaphthene	mg/L		NA													
	Acenaphthylene	mg/L		NA													
	Anthracene	mg/L		NA													
	Fluorene	mg/L		NA													
	Naphthalene	mg/L		NA													
	Phenanthrene	mg/L		NA													
	Anthracene	mg/L		NA													
	Fluorene	mg/L		NA													
	Naphthalene	mg/L		NA													
	Phenanthrene	mg/L		NA													
Metals	Antimony	mg/L		NA													
	Arsenic	mg/L	0.1	NA													
	Barium	mg/L		NA													
	Beryllium	mg/L		NA													
	Cadmium	mg/L	0.25	0.301	0.007	0.007 U	0.01 U	0.01 U	0.007	0.006	0.007 U	0.007 U	0.007 U	0.007 U	0.007 U	0.007	0.007
	Chromium	mg/L	0.947	0.487	0.007	0.007 U	0.01 U	0.01 U	0.007	0.006	0.007 U	0.007 U	0.007 U	0.007 U	0.007 U	0.007	0.007
	Cobalt	mg/L	56.4	18.8	0.01	0.01 U	0.01 U	0.01 U	0.0075	0.0075	0.0075	0.01 U	0.01 U	0.01 U	0.01 U	0.01	0.01
	Copper	mg/L	4.05	0.301	0.009	0.009 U	0.01 U	0.01 U	0.009	0.009	0.009	0.01 U	0.01 U	0.01 U	0.01 U	0.01	0.01
	Lead	mg/L	0.222	0.172	0.04	0.04 U	0.04 U	0.04 U	0.0225	0.0225	0.0225	0.04 U	0.04 U	0.04 U	0.04 U	0.04	0.04
	Mercury	mg/L	0.05	NA													
Molybdenum	mg/L	1.0	NA														
Nickel	mg/L	0.1	NA														
Selenium	mg/L	0.1	NA														
Silver	mg/L	0.2	NA														
Thallium	mg/L		NA														
Tin	mg/L	0.249	0.146	0.05	0.05 U	0.05 U	0.05 U	0.03	0.03	0.03	0.05 U	0.05 U	0.05 U	0.05 U	0.05	0.05	
Titanium	mg/L		NA														
Vanadium	mg/L		NA														
Zinc	mg/L	2	NA														
PCBs	Arochlor-1016	mg/L		NA													
	Arochlor-1221	mg/L		NA													
	Arochlor-1232	mg/L		NA													
	Arochlor-1242	mg/L		NA													

**Bold** - The analyte was present in the sample.  
**U** - Analyte not detected at or above the associated value.  
**NA** - Analyte not detected at or above the associated estimated value.  
**U** - The result is an estimated concentration.  
 Form 8



Table C-23 Seaport / Targa Seaport Sound Terminal LLC  
2018 Compliance Comparison

Category	Parameter	Units	Limit	Monthly Avg Limit	June Average	July	July Average	August	August Average	September	September Average	October	October Average	November	November Average	December	December Average	
						7/26/18	S1807014-01 S1807014-02	8/23/18	S1808014-01 S1808014-02	9/20/18	S1809009-01 S1809009-02	10/22/18	S1810005-01 S1810005-02	11/27/18	S1811003-01 S1811003-02	12/18/18	S1812017-01 S1812017-02	
PCBs	Aroclor-1248	mg/L		NA		0.0001 U	0.0001 U	0.0001 U	0.0001 U	0.00060 U	0.0001 U	0.0001 U	0.0001 U	0.0001 U	0.0001 U	0.0001 U	0.0001 U	
	Aroclor-1254	mg/L		NA		0.0001 U	0.0001 U	0.0001 U	0.0001 U	0.000148 U	0.0001 U	0.0001 U	0.0001 U	0.0001 U	0.0001 U	0.0001 U	0.0001 U	
	Aroclor-1260	mg/L		NA		0.0001 U	0.0001 U	0.0001 U	0.0001 U	0.000149 U	0.0001 U	0.0001 U	0.0001 U	0.0001 U	0.0001 U	0.0001 U	0.0001 U	
	Total PCBs	mg/L	0.003	NA		0.0007	0.0007	0.0007	0.0007	0.000687	0.0007	0.0007	0.0007	0.0007	0.0007	0.0007	0.0007	
Phenols	PentaChlorophenol	mg/L		NA						0.037 U								
	Phenol	mg/L		NA						0.0074 U								
Phthalates	Bis(2-ethylhexyl) phthalate	mg/L	0.267	NA	0.01	0.01 U	0.01 U	0.01 U	0.01	0.0074 U	0.031	0.01 U	0.01 U	0.01 U	0.01 U	0.01 U	0.01	
	Butyl benzyl phthalate	mg/L		NA						0.0074 U								
	Diethyl phthalate	mg/L		NA						0.0074 U								
	Dimethyl phthalate	mg/L		NA						0.0074 U								
	Di-n-butyl phthalate	mg/L		NA						0.0074 U								
	Di-n-octyl phthalate	mg/L		NA						0.0074 U								
	1,2,4-Trichlorobenzene	mg/L		NA						0.0074 U								
	1,2-Diphenylhydrazine	mg/L		NA						0.0074 U								
	2,2'-oxybis (1-chloropropane)	mg/L		NA						0.0074 U								
	2,4,6-Trichlorophenol	mg/L		NA		0.01 U	0.01 U	0.01 U	0.01	0.0074 U	0.01 U	0.01 U	0.01 U	0.01 U	0.01 U	0.01 U	0.01	
SVOA	2,4-Dichlorophenol	mg/L		NA						0.0074 U								
	2,4-Dimethylphenol	mg/L		NA						0.0074 U								
	2,4-Dinitrophenol	mg/L		NA						0.0074 U								
	2,4-Dinitrotoluene	mg/L		NA						0.0074 U								
	2,6-Dinitrotoluene	mg/L		NA						0.0074 U								
	2-Chloronaphthalene	mg/L		NA						0.0074 U								
	2-Chlorophenol	mg/L		NA						0.0074 U								
	2-Methyl-4,6-dinitrophenol	mg/L		NA						0.037 U								
	2-Nitrophenol	mg/L		NA		0.01 U	0.01 U	0.01 U	0.01	0.0074 U	0.01 U	0.01 U	0.01 U	0.01 U	0.01 U	0.01 U	0.01	
	3,4,4-Methylphenol	mg/L		NA		0.01 U	0.01 U	0.01 U	0.01	0.0074 U	0.01 U	0.01 U	0.01 U	0.01 U	0.01 U	0.01 U	0.01	
	3,3'-Dichlorobenzidine	mg/L		NA						0.037 U								
	4-Bromophenyl phenyl ether	mg/L		NA						0.0074 U								
	4-Chloro-3-Methylphenol	mg/L		NA						0.0074 U								
	4-Chlorophenyl phenyl ether	mg/L		NA						0.0074 U								
	4-Nitrophenol	mg/L		NA						0.037 U								
Acetophenone	mg/L		NA						0.0074 U									
Benzofluorene	mg/L		NA						0.037 U									
Bis(2-chloroethoxy) methane	mg/L		NA						0.0074 U									
Bis(2-chloroethyl) ether	mg/L		NA						0.0074 U									
Carbazole	mg/L	0.392	NA		0.01	0.01 U	0.01 U	0.01	0.0074 U	0.01 U	0.01 U	0.01 U	0.01 U	0.01 U	0.01 U	0.01		
Heachlorobenzene	mg/L		0.233	NA					0.01	0.0074 U	0.01	0.01 U	0.01 U	0.01 U	0.01 U	0.01 U		
Heachlorobutadiene	mg/L		NA						0.0074 U									
Heachlorocyclopentadiene	mg/L		NA						0.0074 U									
Heachloroethane	mg/L		NA						0.0074 U									
Isochlorone	mg/L		NA						0.0074 U									
n-Decane	mg/L	5.79	NA		0.01	0.01 U	0.01 U	0.01	0.0074 U	0.01 U	0.01 U	0.01 U	0.01 U	0.01 U	0.01 U	0.01		
Nitrobenzene	mg/L		NA						0.01	0.0074 U	0.01 U	0.01 U	0.01 U	0.01 U	0.01 U	0.01 U		
N-Nitrosodimethylamine	mg/L		NA						0.015 U									
N-Nitrosodi-n-propylamine	mg/L		NA						0.0074 U									
N-Nitrosodiphenylamine	mg/L		NA						0.0074 U									
n-Octadecane	mg/L	1.22	0.925	NA		0.01	0.01 U	0.01 U	0.01	0.0074 U	0.01 U	0.01 U	0.01 U	0.01 U	0.01 U	0.01 U		
TPH	SST-HEM	mg/L	50	NA		5 U	5 U	5 U	5 U	5.0 U	5 U	5 U	5 U	13	5 U	5 U	5 U	

**Bold** – The analyte was present in the sample.  
**U** – Analyte not detected at or above the associated value.  
**UJ** – Analyte not detected at or above the associated estimated value.  
**UJ** – The result is an estimated concentration.  
 Form 8

Table C-23 SeaPort / Targa SeaPort Sound Terminal LLC  
2018 Compliance Comparison

Category	Parameter	Units	Limit	Monthly Avg Limit	June Average	July	July Average	August	August Average	September	September Average	October	October Average	November	November Average	December	December Average
						7/26/18	7/26/18	8/23/18	8/23/18	9/20/18	9/20/18	10/22/18	10/22/18	11/27/18	11/27/18	12/18/18	12/18/18
						\$1807014-01	\$1807014-02	\$1808014-01	\$1808014-02	\$1809009-01	\$1809009-02	\$1810005-01	\$1810005-02	\$1811003-01	\$1811003-02	\$1812017-01	\$1812017-02
Volatiles	1,1,1-Trichloroethane	mg/L		NA						0.010 U							
	1,1,2,2-Tetrachloroethane	mg/L		NA						0.010 U							
	1,1,2-Trichloroethane	mg/L		NA						0.010 U							
	1,1-Dichloroethane	mg/L		NA						0.010 U							
	1,1-Dichloroethane	mg/L		NA						0.010 U							
	1,2-Dichlorobenzene	mg/L		NA						0.010 U							
	1,2-Dichloroethane	mg/L		NA						0.010 U							
	1,2-Dichloropropane	mg/L		NA						0.010 U							
	1,3-Dichlorobenzene	mg/L		NA						0.010 U							
	1,3-Dichlorobenzene	mg/L		NA						0.010 U							
	2-Chloroethyl vinyl ether	mg/L		NA						0.010 U							
	Acrolein	mg/L		NA						0.10 U							
	Acrylonitrile	mg/L		NA						0.10 U							
	Benzene	mg/L		0.5	NA		0.001 U			0.001 U					0.001 U		
	Bromodichloromethane	mg/L		NA	NA					0.010 U							
	Bromodiform	mg/L		NA	NA					0.010 U							
	Bromomethane	mg/L		NA	NA					0.010 U							
	Carbon Tetrachloride	mg/L		NA	NA					0.010 U							
	Chlorobenzene	mg/L		NA	NA					0.010 U							
	Chloroethane	mg/L		NA	NA					0.010 U							
Chloroform	mg/L		NA	NA					0.010 U								
Chloromethane	mg/L		NA	NA					0.010 U								
cis-1,3-Dichloropropene	mg/L		NA	NA					0.010 U								
Dibromochloromethane	mg/L		NA	NA					0.010 U								
Methylene Chloride	mg/L		NA	NA					0.020 U								
Styrene	mg/L		NA	NA					0.010 U								
Tetrachloroethane	mg/L		NA	NA					0.010 U								
trans-1,2-Dichloroethene	mg/L		NA	NA					0.010 U								
trans-1,3-Dichloropropene	mg/L		NA	NA					0.010 U								
Trichloroethene	mg/L		NA	NA					0.010 U								
Trichlorofluoromethane	mg/L		NA	NA					0.010 U								
Vinyl Chloride	mg/L		NA	NA					0.010 U								

**Bold** – The analyte was present in the sample.  
 U – Analyte not detected at or above the associated value.  
 NA – Analyte not detected at or above the associated estimated value.  
 The result is an estimated concentration.  
 Form 8

Table C-24 Sea-Tac Infiltr Services  
2018 Compliance Comparison

Parameter	Units	Date	Limit	January				February				March					
				S01/01/2018	S01/11/2018	S01/18/2018	S01/22/2018	S02/03/2018	S02/10/2018	S02/14/2018	S02/22/2018	P02/28/2018	S03/02/2018	S03/08/2018	S03/13/2018	S03/22/2018	S03/28/2018
(average)	gpd		60,000	9.65	9.9	9.94	9.36	9.47	9.18	9.58	7.56	7.65	9.91	9.96	10.75	10.01	9.87
pH	SU	5.5-11.8		21.8	21.6	21.7	22	21.8	24.2	22.3	22.2	7.18	22.8	28.6	25	28.1	25.6
Temperature	F/C	120/48.8		NR	NR	NR	NR	NR	NR	NR	NR	5.0	NR	NR	NR	NR	NR
SGT-HEM	mg/L	50		NR	NR	NR	NR	NR	NR	NR	NR	0.0005	NR	NR	NR	NR	NR
Arsenic	mg/L	Report		NR	NR	NR	NR	NR	NR	NR	NR	0.0005	NR	NR	NR	NR	NR
Cadmium	mg/L	Report		NR	NR	NR	NR	NR	NR	NR	NR	0.0005	NR	NR	NR	NR	NR
Chromium	mg/L	Report		NR	NR	NR	NR	NR	NR	NR	NR	0.00135	NR	NR	NR	NR	NR
Copper	mg/L	Report		NR	NR	NR	NR	NR	NR	NR	NR	0.0832	NR	NR	NR	NR	NR
Lead	mg/L	Report		NR	NR	NR	NR	NR	NR	NR	NR	0.000649	NR	NR	NR	NR	NR
Molybdenum	mg/L	Report		NR	NR	NR	NR	NR	NR	NR	NR	0.0005	NR	NR	NR	NR	NR
Nickel	mg/L	Report		NR	NR	NR	NR	NR	NR	NR	NR	0.00133	NR	NR	NR	NR	NR
Selenium	mg/L	Report		NR	NR	NR	NR	NR	NR	NR	NR	0.0005	NR	NR	NR	NR	NR
Silver	mg/L	Report		NR	NR	NR	NR	NR	NR	NR	NR	0.0005	NR	NR	NR	NR	NR
Zinc	mg/L	Report		NR	NR	NR	NR	NR	NR	NR	NR	0.0256	NR	NR	NR	NR	NR
Mercury	mg/L	Report		NR	NR	NR	NR	NR	NR	NR	NR	0.000005	NR	NR	NR	NR	NR
Cyanide	mg/L	Report		NR	NR	NR	NR	NR	NR	NR	NR	NR	NR	NR	NR	NR	NR
BOD	mg/L	Report		NR	NR	NR	NR	NR	NR	NR	NR	NR	NR	NR	NR	NR	NR
COD	mg/L	Report		NR	NR	NR	NR	NR	NR	NR	NR	NR	NR	NR	NR	NR	NR
TSS	mg/L	Report		NR	NR	NR	NR	NR	NR	NR	NR	NR	NR	NR	NR	NR	NR

P - POTW Monitoring  
S - Self Monitoring  
NR - Not Run

Table C-24 Sea-Tac Infiltr Services  
2018 Compliance Comparison

Parameter	Units	Date Limit	April				May				June			
			S04/06/2018	S04/11/2018	S04/17/2018	S04/25/2018	S05/02/2018	S05/11/2018	S05/17/2018	S05/24/2018	S05/30/2018	S06/05/2018	S06/14/2018	S06/19/2018
(average)	gpd	60,000	10.03	10	27,875	10.64	10.66	10.41	10.66	10.66	10.44	10.44	10.44	10.55
pH	SU	5.5-11.8	24.6	24.6	31.7	35.4	31.3	31	31.9	31.4	32.1	34.4	31.2	33.3
Temperature	F/C	120/48.8	NR	NR	NR	NR	NR	NR	NR	NR	NR	NR	NR	NR
SGT-HEM	mg/L	50	NR	NR	NR	NR	NR	NR	NR	NR	NR	NR	NR	NR
Arsenic	mg/L	Report	NR	NR	NR	NR	NR	NR	NR	NR	NR	NR	NR	NR
Cadmium	mg/L	Report	NR	NR	NR	NR	NR	NR	NR	NR	NR	NR	NR	NR
Chromium	mg/L	Report	NR	NR	NR	NR	NR	NR	NR	NR	NR	NR	NR	NR
Copper	mg/L	Report	NR	NR	NR	NR	NR	NR	NR	NR	NR	NR	NR	NR
Lead	mg/L	Report	NR	NR	NR	NR	NR	NR	NR	NR	NR	NR	NR	NR
Molybdenum	mg/L	Report	NR	NR	NR	NR	NR	NR	NR	NR	NR	NR	NR	NR
Nickel	mg/L	Report	NR	NR	NR	NR	NR	NR	NR	NR	NR	NR	NR	NR
Selenium	mg/L	Report	NR	NR	NR	NR	NR	NR	NR	NR	NR	NR	NR	NR
Silver	mg/L	Report	NR	NR	NR	NR	NR	NR	NR	NR	NR	NR	NR	NR
Zinc	mg/L	Report	NR	NR	NR	NR	NR	NR	NR	NR	NR	NR	NR	NR
Mercury	mg/L	Report	NR	NR	NR	NR	NR	NR	NR	NR	NR	NR	NR	NR
Cyanide	mg/L	Report	NR	NR	NR	NR	NR	NR	NR	NR	NR	NR	NR	NR
BOD	mg/L	Report	NR	NR	NR	NR	NR	NR	NR	NR	NR	NR	NR	NR
COD	mg/L	Report	NR	NR	NR	NR	NR	NR	NR	NR	NR	NR	NR	NR
TSS	mg/L	Report	NR	NR	NR	NR	NR	NR	NR	NR	NR	NR	NR	NR

P - POTW Monitoring  
S - Self Monitoring  
NR - Not Run

Table C-24 Sea-Tac Infiltr Services  
2018 Compliance Comparison

Parameter	Units	Limit	July					August					September				
			S07/05/2018	S07/11/2018	S07/18/2018	S07/25/2018	S08/02/2018	S08/09/2018	S08/17/2018	S08/21/2018	S08/29/2018	S09/06/2018	S09/11/2018	S09/23/2018	S09/27/2018		
(average)	gpd	60,000	9.11	8.81	33,756	10.07	10	8.79	33,877	9.47	8.88	31,017	9.41	8.87	8.71		
pH	SU	5.5-11.8	29	29	28.8	28.8	28.4	24.1	25.1	27.7	29.1	28.4	27.9	27.6	27.6		
Temperature	F/C	120/48.8	NR	NR	NR	NR	NR	NR	NR	NR	NR	NR	NR	NR	NR		
SGT-HEM	mg/L	50	NR	NR	NR	NR	NR	NR	NR	NR	NR	NR	NR	NR	NR		
Arsenic	mg/L	Report	NR	NR	NR	NR	NR	NR	NR	NR	NR	NR	NR	NR	NR		
Cadmium	mg/L	Report	NR	NR	NR	NR	NR	NR	NR	NR	NR	NR	NR	NR	NR		
Chromium	mg/L	Report	NR	NR	NR	NR	NR	NR	NR	NR	NR	NR	NR	NR	NR		
Copper	mg/L	Report	NR	NR	NR	NR	NR	NR	NR	NR	NR	NR	NR	NR	NR		
Lead	mg/L	Report	NR	NR	NR	NR	NR	NR	NR	NR	NR	NR	NR	NR	NR		
Molybdenum	mg/L	Report	NR	NR	NR	NR	NR	NR	NR	NR	NR	NR	NR	NR	NR		
Nickel	mg/L	Report	NR	NR	NR	NR	NR	NR	NR	NR	NR	NR	NR	NR	NR		
Selenium	mg/L	Report	NR	NR	NR	NR	NR	NR	NR	NR	NR	NR	NR	NR	NR		
Silver	mg/L	Report	NR	NR	NR	NR	NR	NR	NR	NR	NR	NR	NR	NR	NR		
Zinc	mg/L	Report	NR	NR	NR	NR	NR	NR	NR	NR	NR	NR	NR	NR	NR		
Mercury	mg/L	Report	NR	NR	NR	NR	NR	NR	NR	NR	NR	NR	NR	NR	NR		
Cyanide	mg/L	Report	NR	NR	NR	NR	NR	NR	NR	NR	NR	NR	NR	NR	NR		
BOD	mg/L	Report	NR	NR	NR	NR	NR	NR	NR	NR	NR	NR	NR	NR	NR		
COD	mg/L	Report	NR	NR	NR	NR	NR	NR	NR	NR	NR	NR	NR	NR	NR		
TSS	mg/L	Report	NR	NR	NR	NR	NR	NR	NR	NR	NR	NR	NR	NR	NR		

P - POTW Monitoring  
S - Self Monitoring  
NR - Not Run





Table C-25 Superior Linen Service  
2018 Compliance Comparison

Category	Parameter	Units	Limit	January		Feb	Mar	Apr	May	Jun	Jul	August		Sep	Oct	Nov	Dec	
				1/22/18	1/24/18							8/13/18	8/14/18					
SVOC	4-Bromophenyl phenyl ether	mg/L		1801303-01	1801303-02							1801303-01	1801303-02					
	4-Chloro-3-Methylphenol	mg/L			0.0076 U								0.0072 U					
	4-Chlorophenyl phenyl ether	mg/L			0.0076 U								0.0072 U					
	4-Nitrophenol	mg/L			0.038 U								0.036 U					
	Benzidine	mg/L			0.038 U								0.036 U					
	Bis(2-chloroethoxy) methane	mg/L			0.0076 U								0.0072 U					
	Bis(2-chloroethyl) ether	mg/L			0.0076 U								0.0072 U					
	Hexachlorobenzene	mg/L			0.0076 U								0.0072 U					
	Hexachlorobutadiene	mg/L			0.0076 U								0.0072 U					
	Hexachlorocyclopentadiene	mg/L			0.0076 U								0.0072 U					
	Heptachloroethane	mg/L			0.0076 U								0.0072 U					
	Isophorone	mg/L			0.0076 U								0.0072 U					
	Nitrobenzene	mg/L			0.015 U								0.014 U					
	N-Nitrosodimethylamine	mg/L			0.0076 U								0.0072 U					
	N-Nitrosodi-n-propylamine	mg/L			0.0076 U								0.0072 U					
N-Nitrosodiphenylamine	mg/L			0.0076 U								0.0072 U						
TPH	SCT-HEM	mg/L	100	7.8	5.0 U							80.0					5.0 U	
Volatiles	1,1,1-Trichloroethane	mg/L		0.0005 U								0.010 U						
	1,1,2-Trichloroethane	mg/L		0.0005 U								0.010 U						
	1,1,2-Trichloroethane	mg/L		0.0005 U								0.010 U						
	1,1-Dichloroethane	mg/L		0.0005 U								0.010 U						
	1,1-Dichloroethane	mg/L		0.0005 U								0.010 U						
	1,2-Dichlorobenzene	mg/L		0.0005 U								0.010 U						
	1,2-Dichloroethane	mg/L		0.0005 U								0.010 U						
	1,2-Dichloropropane	mg/L		0.0005 U								0.010 U						
	1,3-Dichlorobenzene	mg/L		0.0005 U								0.010 U						
	1,4-Dichlorobenzene	mg/L		0.0005 U								0.010 U						
	2-Chloroethyl vinyl ether	mg/L		0.0005 U								0.010 U						
	Acrolein	mg/L		0.0050 U								0.10 U						
	Acrylonitrile	mg/L		0.0050 U								0.10 U						
	Benzene	mg/L		0.0005 U								0.010 U						
	Bromodichloromethane	mg/L		0.0005 U								0.010 U						
	Bromoform	mg/L		0.0005 U								0.010 U						
	Bromomethane	mg/L		0.0005 U								0.010 U						
	Carbon Tetrachloride	mg/L		0.0005 U								0.010 U						
	Chlorobenzene	mg/L		0.0005 U								0.010 U						
	Chloroethane	mg/L		0.0005 U								0.010 U						
	Chloroform	mg/L		0.011								0.067						
	Chloromethane	mg/L		0.0005 U								0.010 U						
	cis-1,3-Dichloropropene	mg/L		0.0005 U								0.010 U						
	Dibromochloromethane	mg/L		0.0005 U								0.010 U						
	Methylene Chloride	mg/L		0.0010 U								0.010 U						
	Styrene	mg/L		0.0005 U								0.010 U						
	Tetrahydrofuran	mg/L		0.0005 U								0.010 U						
trans-1,2-Dichloroethane	mg/L		0.0005 U								0.010 U							
Trichloroethane	mg/L		0.0005 U								0.010 U							
Trichlorofluoromethane	mg/L		0.0005 U								0.010 U							
Vinyl Chloride	mg/L		0.0005 U								0.010 U							

**Bold** – The analyte was present in the sample.  
**U** – Analyte not detected at or above the associated value.  
**U** – Analyte not detected at or above the associated estimated value.  
**U** – The result is an estimated concentration.  
 Form 8



Table C-26 TPU Decant Facility  
2018 TPU Decant Compliance Comparison

Category	Parameter	Unit	Limit	Jan	Feb	Mar	Apr	May	Jun	Jul	Aug	Sep	Oct	November 11/9/18 Self 1811098901 1811098902	Dec 12/17/18 Self
Volume, Flow Rate, Temperature, and pH	Volume	Gal	14200											10039	
	Flow Rate	gpm	125											95	
	Temperature	°F	100											52.3	48.2
BTEX	pH	pH Units	5.5 - 11.0											7.1	7.40
	Ethylbenzene	ug/L												3.2 U	
	m,p-Xylene	ug/L												8.4 U	
Conventional	o-Xylene	ug/L												2.6 U	
	Toluene	ug/L												5.4 U	
	BOD	mg/L												6.2	
Total Suspended Solids	COD	mg/L	0.64											51.0	
	Cyanide, Total	mg/L	0.64											0.007 J	
	Total Suspended Solids	mg/L	225											21	310
HPAHs	Benzo(a)anthracene	ug/L												1.1 UJ	
	Benzo(a)pyrene	ug/L												1.5 UJ	
	Benzo(b)fluoranthene	ug/L												2.2 UJ	
	Benzo(g,h,i)perylene	ug/L												1.4 UJ	
	Chrysene	ug/L												1.1 UJ	
	Dibenz(a,h)anthracene	ug/L												1.6 UJ	
	Fluoranthene	ug/L												0.7 UJ	
	Indeno(1,2,3-c,d)pyrene	ug/L												1.5 UJ	
	Pyrene	ug/L												1.2 UJ	
	2-Methylnaphthalene	ug/L												1.2 UJ	
LPAHs	Acenaphthene	ug/L												1.2 UJ	
	Acenaphthylene	ug/L												1.2 UJ	
	Anthracene	ug/L												1.0 UJ	
	Fluorene	ug/L												1.2 UJ	
	Naphthalene	ug/L												1.2 UJ	
	Phenanthrene	ug/L												1.0 UJ	
	Asenic	mg/L	0.1											0.097	0.025
	Cadmium	mg/L	0.25											0.003	0.482
	Chromium	mg/L	1.0											0.039	0.073
	Copper	mg/L	1.0											0.134	0.167
Metals	Lead	mg/L	0.4											0.025	0.076
	Mercury	mg/L	0.05											0.0005	0.0005
	Molybdenum	mg/L	1.0											0.011	0.005
	Nickel	mg/L	1.0											0.242	0.122
	Selenium	mg/L	0.1											0.025	0.025
	Silver	mg/L	0.2											0.007	0.007
	Zinc	mg/L	2.0											0.428	0.674
	Aroclor-1016	ug/L												0.148 U	
	Aroclor-1221	ug/L												0.370 U	
	PCBs	Aroclor-1232	ug/L												0.148 U
Aroclor-1242		ug/L												0.148 U	
Aroclor-1248		ug/L												0.148 U	
Aroclor-1254		ug/L												0.370 U	
Aroclor-1260		ug/L												0.370 U	
Total PCBs		ug/L	0.003											0.0007	0.0007
Phenols	Pentachlorophenol	ug/L												7.4 UJ	
	Phenol	ug/L												2.0 UJ	
Phthalates	Bis(2-ethylhexyl)phthalate	ug/L												1.2 UJ	
	Bis(2-benzyl)phthalate	ug/L												1.5 UJ	
	Diethyl phthalate	ug/L												2.3 UJ	
	Dimethyl phthalate	ug/L												1.0 UJ	
	Di-n-butyl phthalate	ug/L												2.2 UJ	
SVOA	Di-n-octyl phthalate	ug/L												1.4 UJ	
	1,2,4-Trichlorobenzene	ug/L												1.4 UJ	
	1,2-Diphenylhydrazine	ug/L												1.4 UJ	
	2,2'-oxybis(1-chloropropane)	ug/L												1.2 UJ	
	2,3-Dichloroaniline	ug/L												1.2 UJ	

**B** - The analyte was present in the sample.  
**U** - Analyte not detected at or above the associated value.  
**UJ** - Analyte not detected at or above the associated estimated value.  
**J** - The result is an estimated concentration.  
 Form 8

Table C-26 TPU Decant Facility  
2018 TPU Decant Compliance Comparison

C-26 TPU Decant  
2 of 3

Category	Parameter	Unit	Limit	Jan	Feb	Mar	Apr	May	Jun	Jul	Aug	Sep	Oct	November 11/6/18		Dec 12/17/18	
														Self	1611096301	1611096302	Self
SVOA	2,4,6-Trichlorophenol	ug/L														1.7 UJ	
	2,4-Dichlorophenol	ug/L														1.6 UJ	
	2,4-Dimethylphenol	ug/L														3.0 UJ	
	2,4-Dinitrophenol	ug/L														32 UJ	
	2,4-Dinitrotoluene	ug/L														2.2 UJ	
	2,6-Dinitrotoluene	ug/L														2.4 UJ	
	2-Chloronaphthalene	ug/L														1.1 UJ	
	2-Chlorophenol	ug/L														2.6 UJ	
	2-Methyl-4,6-dinitrophenol	ug/L														2.1 UJ	
	2-Methylphenol	ug/L														1.0 UJ	
	3,4,4-Methylphenol	ug/L														1.3 UJ	
	3,3'-Dichlorobenzidine	ug/L														1.3 UJ	
	4-Bromophenyl phenyl ether	ug/L														1.8 UJ	
	4-Chloro-3-Methylphenol	ug/L														1.3 UJ	
	4-Chlorophenyl phenyl ether	ug/L														8.1 UJ	
	4-Nitrophenol	ug/L														3.7 UJ	
	Acetophenone	ug/L														1.2 UJ	
	alpha-Terpineol	ug/L														1.1 UJ	
	Aniline	ug/L														20 UJ	
	Benzidine	ug/L														Unusable R	
Benzoic Acid	ug/L														1.2 UJ		
Bis(2-chloroethoxy) methane	ug/L														0.9 UJ		
Bis(2-chloroethyl) ether	ug/L														1.2 UJ		
Carbazole	ug/L														1.5 UJ		
Hexachlorobenzene	ug/L														1.9 UJ		
Hexachlorobutadiene	ug/L														1.5 UJ		
Hexachlorocyclopentadiene	ug/L														1.5 UJ		
Hexachloroethane	ug/L														1.3 UJ		
Isophorone	ug/L														3.2 UJ		
n-Decane	ug/L														1.5 UJ		
Nitrobenzene	ug/L														5.8 UJ		
N-Nitrosodimethylamine	ug/L														1.1 UJ		
N-Nitroso-d-n-propylamine	ug/L														1.1 UJ		
N-Nitrosodiphenylamine	ug/L														2.3 UJ		
n-Octadecane	ug/L														11 UJ		
Pyridine	ug/L														5.0 U	1.7 U	5.0 U
TPH	SGT-HEM	mg/L	50														
Volatiles	1,1,1-Trichloroethane	ug/L														5.6 U	
	1,1,2,2-Tetrachloroethane	ug/L														4.0 U	
	1,1,2-Trichloroethane	ug/L														3.0 U	
	1,1-Dichloroethane	ug/L														3.6 U	
	1,1-Dichloroethene	ug/L														5.0 U	
	1,2-Dichlorobenzene	ug/L														3.2 U	
	1,2-Dichloroethane	ug/L														3.0 U	
	1,2-Dichloropropane	ug/L														2.6 U	
	1,3-Dichlorobenzene	ug/L														3.6 U	
	1,4-Dichlorobenzene	ug/L														3.8 U	
	2-Chloroethyl vinyl ether	ug/L														2.2 U	
	Acrylonitrile	ug/L														30 U	
	Benzene	ug/L														2.2 U	
	Bromodichloromethane	ug/L														3.4 U	
	Bromodorm	ug/L														3.0 U	
	Bromomethane	ug/L														7.6 U	
Carbon Tetrachloride	ug/L														3.4 U		
Chlorobenzene	ug/L														1.8 U		
Chloroethane	ug/L														2.4 U		
Chloroform	ug/L														2.6 U		

**Bold** - The analyte was present in the sample.  
**U** - Analyte not detected at or above the associated value.  
**UJ** - Analyte not detected at or above the associated estimated value.  
**J** - The result is an estimated concentration.

Table C-26 TPU Decant Facility  
2018 TPU Decant Compliance Comparison

Category	Parameter	Unit	Limit	Jan	Feb	Mar	Apr	May	Jun	Jul	Aug	Sep	Oct	November	December
														11/6/18	12/17/18
Volatiles	Chloromethane	ug/L												Self	Self
	cis-1,3-Dichloropropene	ug/L												1611096301	1611096302
	Dibromochloromethane	ug/L												4.8 U	
	Methylene Chloride	ug/L												1.8 U	
	Styrene	ug/L												2.4 U	
	Tetrachloroethene	ug/L												8.4 U	
	trans-1,2-Dichloroethene	ug/L												2.6 U	
	trans-1,3-Dichloropropene	ug/L												3.6 U	
	Trichloroethene	ug/L												3.6 U	
	Trichlorofluoromethane	ug/L												2.4 U	
Vinyl Chloride	ug/L												3.0 U		3.0 U

**Bold** – The analyte was present in the sample.  
**U** – Analyte not detected at or above the associated value.  
**UU** – Analyte not detected at or above the associated estimated value.  
**J** – The result is an estimated concentration.  
 Form 8





Table C-27 Tacoma Truck Wash  
2018 Compliance Comparison

Parameter	Units	Limit	Date		August		September		October		November		December	
			S08/7/2018	S08/09/2018	S08/09/2018	S09/28/2018	S09/28/2018	S11/06/2018	P11/13/2018	S12/04/2018	S12/12/2018			
Daily Flow*	gallons	6,500	*1988 (1119)		7	*1728 (957)		*1906 (1038)		*1999 (1219)		*1676 (683)		
pH	SU	5.5 - 11	NR	7	7	7		NR	NR	6.95	6.4	NR	5.70	
SGT-HEM	mg/L	50	NR	5	5	0.025		NR	NR	5	4.5	NR	5	
Arsenic	mg/L	0.1	NR	0.025	0.025	0.025		NR	NR	0.025	0.00723	NR	0.025	
Cadmium	mg/L	0.25	NR	0.003	0.013	0.013		NR	NR	0.003	0.00274	NR	0.003	
Chromium	mg/L	1.0	NR	0.024	0.019	0.019		NR	NR	0.007	0.0178	NR	0.011	
Copper	mg/L	1.0	NR	0.016	0.006	0.006		NR	NR	0.006	0.0184	NR	0.006	
Lead	mg/L	0.4	NR	0.025	0.025	0.025		NR	NR	0.025	0.005	NR	0.025	
Molybdenum	mg/L	1.0	NR	0.168	0.143	0.143		NR	NR	0.017	0.022	NR	0.054	
Selenium	mg/L	0.1	NR	0.025	0.025	0.025		NR	NR	0.025	0.01	NR	0.025	
Nickel	mg/L	1.0	NR	0.015	0.071	0.071		NR	NR	0.015	0.0369	NR	0.049	
Cyanide	mg/L	Report	NR	NR	NR	NR		NR	NR	NR	0.01	NR	NR	
Mercury	mg/L	Report	NR	NR	NR	NR		NR	NR	NR	0.05	NR	NR	
Silver	mg/L	Report	NR	NR	NR	NR		NR	NR	NR	0.02	NR	NR	
VOA/Semi	mg/L	Report	NR	NR	NR	NR		NR	NR	NR	NR	NR	NR	
Zinc	mg/L	2.0	1.68	1.15	1.72	1.72		NR	NR	0.178	2.29	0.415	NR	
TSS	mg/L	Report	NR	NR	28	28		NR	NR	NR	NR	NR	NR	

P - POTW Monitoring

S - Self Monitoring

NR - Not Run

\* Highest one day total for the month

( ) = Average daily flow

Tomlinson Linen C-28  
2018 Compliance Comparison

Category	Parameter	Unit	Limit	January		Feb	Mar	Apr	May	Jun	Jul	August		Sep	Oct	Nov	Dec	
				1/22/18	1/23/18							8/13/18	8/14/18					
Volume, Temperature, and pH	Volume	gpd	9000	1804304491	1804304494	53936	58824	60588	65532	62633	69491	1804304491	1804304492					
	Temperature	°F	120	75.9								90.5						
	pH	pH Units	5.50 - 11.0	7.30								11.3						
	Ethylbenzene	mg/L		0.0005 U								0.010 U						
BTEX	m,p-Xylene	mg/L		0.0005 U								0.010 U						
	o-Xylene	mg/L		0.0005 U								0.010 U						
	Toluene	mg/L		0.0005 U								0.010 U						
Conventionals	Cyanide, Total	mg/L	0.64									0.060 U						
	Benz(a)anthracene	mg/L		0.0075 U								0.0074 U						
HPAHs	Benz(a)pyrene	mg/L		0.0075 U								0.0074 U						
	Benz(b)fluoranthene	mg/L		0.0075 U								0.015 U						
	Benz(g,h,i)perylene	mg/L		0.0075 U								0.0074 U						
	Chrysene	mg/L		0.0075 U								0.0074 U						
	Dibenz(a,h)anthracene	mg/L		0.0075 U								0.0074 U						
	Fluorene	mg/L		0.0075 U								0.0074 U						
	Indeno(1,2,3-c,d)pyrene	mg/L		0.0075 U								0.0074 U						
LPAHs	Pyrene	mg/L		0.0075 U								0.0074 U						
	Acenaphthene	mg/L		0.0075 U								0.0074 U						
	Acenaphthylene	mg/L		0.0075 U								0.0074 U						
	Anthracene	mg/L		0.0075 U								0.0074 U						
Phthalates	Fluorene	mg/L		0.0075 U								0.0074 U						
	Naphthalene	mg/L		0.0075 U								0.0074 U						
	Phenanthrene	mg/L		0.0075 U								0.0074 U						
	Anthracylene	mg/L		0.0075 U								0.0074 U						
Metals	Antimony	mg/L	0.1	0.0080								0.0088						
	Arsenic	mg/L		0.00111 U								0.00187						
	Beryllium	mg/L		0.000511 U								0.500 U						
	Cadmium	mg/L	0.25	0.00111 U								0.000500 U						
	Chromium	mg/L	1.0	0.0217								0.0259						
	Copper	mg/L	1.0	0.0681								0.0684						
	Lead	mg/L	0.4	0.00694								0.00310						
	Mercury	mg/L	0.05	0.00005 U								0.000250 U						
	Molybdenum	mg/L	1.0	0.00111 U								0.00100 U						
	Nickel	mg/L	1.0	0.00930								0.0116						
	Selenium	mg/L	0.1	0.00111 U								0.000500 U						
	Silver	mg/L	0.2	0.00111 U								0.000755						
	Thallium	mg/L		0.00033 U								0.000650 U						
Phenols	Zinc	mg/L	2.0	0.191								0.264						
	Pentachlorophenol	mg/L		0.038 U								0.037 U						
	Phenol	mg/L		0.0075 U								0.0074 U						
	Bis(2-ethylhexyl) phthalate	mg/L		0.15								0.13						
	Butyl benzyl phthalate	mg/L		0.0075 U								0.010						
	Diethyl phthalate	mg/L		0.0075 U								0.0074 U						
	Dimethyl phthalate	mg/L		0.0075 U								0.0074 U						
	D-n-butyl phthalate	mg/L		0.0075 U								0.0074 U						
	Dih-n-octyl phthalate	mg/L		0.0075 U								0.0074 U						
	1,2,4-Trichlorobenzene	mg/L		0.0075 U								0.0074 U						
	1,2-Diphenylacetylene	mg/L		0.0075 U								0.0074 U						
	2,2'-oxybis(1-chloropropane)	mg/L		0.0075 U								0.0074 U						
	2,4,6-Trichlorophenol	mg/L		0.0075 U								0.0074 U						
2,4-Dichlorophenol	mg/L		0.0075 U								0.0074 U							
2,4-Dimethylphenol	mg/L		0.0075 U								0.0074 U							
2,4-Dinitrophenol	mg/L		0.0075 U								0.0074 U							
2,4-Dinitrotoluene	mg/L		0.0075 U								0.0074 U							
2,6-Dinitrotoluene	mg/L		0.0075 U								0.0074 U							
2-Chloronaphthalene	mg/L		0.0075 U								0.0074 U							
2-Chlorophenol	mg/L		0.0075 U								0.0074 U							
2-Methyl-4,6-dinitrophenol	mg/L		0.038 U								0.037 U							
2-Nitrophenol	mg/L		0.0075 U								0.0074 U							
3,3'-Dichlorobenzidine	mg/L		0.038 U								0.037 U							
4-Ethoxyphenyl phenyl ether	mg/L		0.0075 U								0.0074 U							

**Bold** - The analyte was present in the sample.  
 U - Analyte not detected at or above the associated value.  
 - Analyte not detected at or above the associated estimated value.  
 - The result is an estimated concentration.  
 Form 8

Tomlinson Linen C-28  
2018 Compliance Comparison

Category	Parameter	Unit	Limit	January		Feb	Mar	Apr	May	Jun	Jul	August	Sep	Oct	Nov	Dec
				1/22/18	1/23/18											
SVOA	4-Chloro-3-Methylphenol	mg/L		180.434.41	180.434.43					6/4/18		8/13/18				
	4-Chlorophenyl phenyl ether	mg/L			0.0075 U							180.434.41				
	4-Nitrophenol	mg/L			0.0075 U							180.434.41				
	Benzidine	mg/L			0.038 U							180.434.41				
	Bis(2-chloroethoxy) methane	mg/L			0.0075 U							180.434.41				
	Bis(2-chloroethyl) ether	mg/L			0.0075 U							180.434.41				
	Hexachlorobenzene	mg/L			0.0075 U							180.434.41				
	Hexachlorobutadiene	mg/L			0.0075 U							180.434.41				
	Hexachlorocyclopentadiene	mg/L			0.0075 U							180.434.41				
	Hexachloroethane	mg/L			0.0075 U							180.434.41				
	Isophorone	mg/L			0.0075 U							180.434.41				
	Nitrobenzene	mg/L			0.0075 U							180.434.41				
	N-Nitrosodimethylamine	mg/L			0.015 U							180.434.41				
	N-Nitroso-di-n-propylamine	mg/L			0.0075 U							180.434.41				
N-Nitrosodiphenylamine	mg/L			0.0075 U							180.434.41					
TPH	SGT-HEM	mg/L	100	17.2	5.0 U		5.0 U			5.0 U		15.2				5.0 U
	1,1,1-Trichloroethane	mg/L		0.0005 U								0.010 U				
	1,1,2,2-Tetrachloroethane	mg/L		0.0005 U								0.010 U				
	1,1,2-Trichloroethane	mg/L		0.0005 U								0.010 U				
	1,1-Dichloroethane	mg/L		0.0005 U								0.010 U				
	1,1-Dichloroethene	mg/L		0.0005 U								0.010 U				
	1,2-Dichlorobenzene	mg/L		0.0005 U								0.010 U				
	1,2-Dichloroethane	mg/L		0.0005 U								0.010 U				
	1,2-Dichloroethene	mg/L		0.0005 U								0.010 U				
	1,2-Dichloropropane	mg/L		0.0005 U								0.010 U				
	1,3-Dichlorobenzene	mg/L		0.0005 U								0.010 U				
	1,4-Dichlorobenzene	mg/L		0.0005 U								0.010 U				
	2-Chloroethyl vinyl ether	mg/L		0.0050 U								0.10 U				
	Acrylonitrile	mg/L		0.0050 U								0.10 U				
Volatiles	Benzene	mg/L		0.0005 U								0.010 U				
	Bromodichloromethane	mg/L		0.0005 U								0.010 U				
	Bromoform	mg/L		0.0005 U								0.010 U				
	Bromomethane	mg/L		0.0005 U								0.010 U				
	Carbon Tetrachloride	mg/L		0.0005 U								0.010 U				
	Chlorobenzene	mg/L		0.0005 U								0.010 U				
	Chloroethane	mg/L		0.0005 U								0.010 U				
	Chloroform	mg/L		<b>0.0011</b>								0.010 U				
	Chloroacetylene	mg/L		0.0005 U								0.010 U				
	cis-1,3-Dichloropropene	mg/L		0.0005 U								0.010 U				
	Dibromochloromethane	mg/L		0.0005 U								0.010 U				
	Methylene Chloride	mg/L		0.0010 U								0.020 U				
	Styrene	mg/L		0.0005 U								0.010 U				
	Tetrachloroethene	mg/L		0.0005 U								0.010 U				
trans-1,2-Dichloroethene	mg/L		0.0005 U								0.010 U					
trans-1,3-Dichloropropene	mg/L		0.0005 U								0.010 U					
Trichloroethene	mg/L		0.0005 U								0.010 U					
Trichlorofluoromethane	mg/L		0.0005 U								0.010 U					
Vinyl Chloride	mg/L		0.0005 U								0.010 U					

**Bold** - The analyte was present in the sample.  
 U - Analyte not detected at or above the associated value.  
 - Analyte not detected or above the associated estimated value.  
 - The result is an estimated concentration.  
 Form 8



Table C-29 Truck Rail Handling 2018  
Truck Rail Handling, Inc. Compliance Comparison

Category	Parameter	Units	Limit	Monthly Avg Limit	Jan	Feb	Mar	April	May	Jun	Jul	Aug	Sep	Oct	November	Dec	
Volume, Temperature, pH	Volume	g	30000					426/18							11/1/18		
	Temperature	°F						1804392-01							1811012-01	1811019-01	1811020-01
BTEX	pH	pH Units	5.5 - 11.0					30000							30000		
	Ethylbenzene	mg/L					6.10								7.12	7.5 J	9.32
	m,p-Xylene	mg/L					0.10 U								0.010 U	0.010 U	0.010 U
	o-Xylene	mg/L					0.020 U								0.020 U	0.020 U	0.020 U
	Toluene	mg/L					0.011								0.010 U	0.010 U	0.010 U
Conventional	BOD	mg/L					0.010 U								0.010 U	0.010 U	0.010 U
	COD	mg/L														8.6	47.0
	Cyanide, Total	mg/L															
	Phenols, Total	mg/L	0.64				0.010 U								0.050 U	0.050 U	0.050 U
	Total Suspended Solids	mg/L													0.013 U	0.013 U	0.013 U
HPAHs	Benz(a)anthracene	mg/L													1.2 U	1.2 U	1.2 U
	Benz(a)pyrene	mg/L					0.0075 U								0.0075 U	0.0075 U	0.0075 U
	Benz(b)fluoranthene	mg/L					0.015 U								1.5 U	1.6 U	1.6 U
	Benz(g,h,i)perylene	mg/L					0.0075 U								2.3 U	2.4 U	2.4 U
	Chrysene	mg/L					0.0075 U								1.5 U	1.5 U	1.5 U
	Dibenz(a,h)anthracene	mg/L					0.0075 U								1.2 U	1.2 U	1.2 U
	Fluoranthene	mg/L					0.0075 U								1.7 U	1.7 U	1.7 U
	Indeno(1,2,3-cd)pyrene	mg/L					0.0075 U								0.8 U	0.8 U	0.8 U
	Pyrene	mg/L					0.0075 U								1.6 U	1.6 U	1.6 U
	2-Methylnaphthalene	mg/L					0.0075 U								1.3 U	1.3 U	1.3 U
LPAHs	Acenaphthene	mg/L					0.0075 U								1.2 U	1.2 U	1.2 U
	Acenaphthylene	mg/L					0.0075 U								1.2 U	1.2 U	1.2 U
	Anthracene	mg/L					0.0075 U								1.1 U	1.1 U	1.1 U
	Fluorene	mg/L					0.0075 U								1.3 U	1.3 U	1.3 U
	Naphthalene	mg/L					0.0075 U								1.2 U	1.2 U	1.2 U
Metals	Phenanthrene	mg/L					0.0075 U								1.1 U	1.1 U	1.1 U
	Antimony	mg/L					0.00100 U								1.40 J	1.4 U	1.4 U
	Arsenic	mg/L	0.1				0.00100 U								1.14	0.905	0.905
	Beryllium	mg/L					0.00100 U								0.230 U	0.230 U	0.230 U
	Cadmium	mg/L	0.25				0.00100 U								0.162 J	0.066 U	0.066 U
Chromium	Chromium	mg/L	1.0				0.00184								5.09	3.62	3.62
	Cobalt	mg/L													1.30	0.328 J	0.328 J

**Bold** - The analyte was present in the sample.  
**U** - Analyte not detected at or above the associated value.  
**UJ** - Analyte not detected at or above the associated estimated value.  
**J** - The result is an estimated concentration.  
 Form 8

Table C-29 Truck Rail Handling 2018  
Truck Rail Handling, Inc. Compliance Comparison

Category	Parameter	Units	Limit	Monthly Avg Limit	Jan	Feb	Mar	April	May	Jun	Jul	Aug	Sep	Oct	November		Dec
								4/26/18							11/1/18	11/2/18	
Metals	Copper	mg/L	1.0	NA				0.0152							19.4	4.43	
	Lead	mg/L	0.4	NA				0.00270							5.24	1.15	
	Mercury	mg/L	0.05	NA				0.00005 U							0.021 U	0.021 U	
Metals	Molybdenum	mg/L	1.0	NA				0.00240							3.24	2.96	
	Nickel	mg/L	1.0	NA				0.00697							5.36	1.47	
	Selenium	mg/L	0.1	NA				0.00100 U							0.130 U	0.130 U	
	Silver	mg/L	0.2	NA				0.00100 U							0.067 U	0.067 U	
	Thallium	mg/L		NA				0.00100 U							0.330 U	0.330 U	
	Zinc	mg/L	2.0	NA				0.0540							65.8	23.0	
Phenols	Pentachlorophenol	mg/L		NA				0.037 U							7.8 U	7.9 U	
	Phenol	mg/L		NA				0.0075 U							2.1 U	2.1 U	
Phthalates	Bis(2-ethylhexyl) phthalate	mg/L		NA				0.0075 U							15	6.3 J	
	Butyl benzyl phthalate	mg/L		NA				0.0075 U							1.6 U	1.7 U	
	Diethyl phthalate	mg/L		NA				0.0075 U							3.8 J	3.4 J	
	Dimethyl phthalate	mg/L		NA				0.0075 U							1.1 U	1.1 U	
	Di-n-butyl phthalate	mg/L		NA				0.0075 U							2.3 U	2.4 U	
	Di-n-octyl phthalate	mg/L		NA				0.0075 U							2.1 U	2.1 U	
SVOA	1,2,4-Trichlorobenzene	mg/L		NA				0.0075 U							1.5 UJ	1.5 UJ	
	1,2-Diphenylhydrazine	mg/L		NA				0.0075 U							1.5 U	1.5 U	
	2,2-oxylis(1-chloropropane)	mg/L		NA				0.0075 U							1.3 U	1.3 U	
	2,5-Dichloroaniline	mg/L		NA				0.0075 U							1.3 U	1.3 U	
	2,4,6-Trichlorophenol	mg/L		NA				0.0075 U							1.8 U	1.8 U	
	2,4-Dichlorophenol	mg/L		NA				0.0075 U							1.7 U	1.7 U	
	2,4-Dimethylphenol	mg/L		NA				0.0075 U							3.2 U	3.3 U	
	2,4-Dinitrophenol	mg/L		NA				0.075 U							34 U	35 U	
	2,4-Dinitrotoluene	mg/L		NA				0.0075 U							2.3 U	2.4 U	
	2,6-Dinitrotoluene	mg/L		NA				0.0075 U							2.5 U	2.5 U	
2-Chloronaphthalene	mg/L		NA				0.0075 U							1.2 UJ	1.2 UJ		
2-Chlorophenol	mg/L		NA				0.0075 U							1.6 U	1.6 U		

**Bold** - The analyte was present in the sample.  
**U** - Analyte not detected at or above the associated value.  
**UJ** - Analyte not detected at or above the associated estimated value.  
**J** - The result is an estimated concentration.  
 Form 8

Table C-29 Truck Rail Handling 2018  
Truck Rail Handling, Inc. Compliance Comparison

Category	Parameter	Units	Limit	Monthly Avg Limit	Jan	Feb	Mar	April	May	Jun	Jul	Aug	Sep	Oct	November		Dec
															11/1/18	11/2/18	
SVOA	2-Methyl-4,6-dinitrophenol	mg/L		NA				0.037 U							2.8 U	2.9 U	
	2-Methylphenol	mg/L		NA				0.0075 U							1.2 U	1.3 U	
	2-Nitrophenol	mg/L		NA											2.3 U	2.3 U	
	3 & 4-Methylphenol	mg/L		NA				0.037 U							1.0 U	1.0 U	
	3,3'-Dichlorobenzidine	mg/L		NA											1.4 U	1.4 U	
	4-Bromophenyl phenyl ether	mg/L		NA				0.0075 U							1.4 U	1.4 U	
	4-Chloro-3-Methylphenol	mg/L		NA				0.0075 U							1.7 U	1.7 U	
	4-Chlorophenyl phenyl ether	mg/L		NA				0.0075 U							1.4 U	1.4 U	
	4-Nitrophenol	mg/L		NA				0.037 U							8.6 U	8.7 U	
	Acetophenone	mg/L		NA				0.0075 U									
	alpha-Terpineol	mg/L		NA											3.9 U	4.0 U	
	Aniline	mg/L		NA											1.3 U	1.3 U	
	Benzidine	mg/L		NA				0.037 U							1.2 U	2.1 J	
	Benzoic Acid	mg/L		NA											21 U	22 U	
	Bis(2-chloroethoxy) methane	mg/L		NA				0.0075 U							Unusable R	Unusable R	
	Bis(2-chloroethyl) ether	mg/L		NA				0.0075 U							1.2 U	1.3 U	
	Carbazole	mg/L		NA											1.2 U	1.3 U	
	Hexachlorobenzene	mg/L		NA				0.0075 U							0.9 U	1.0 U	
	Hexachlorobutadiene	mg/L		NA				0.0075 U							1.3 U	1.3 U	
	Hexachlorocyclopentadiene	mg/L		NA				0.0075 U							1.6 U	1.6 U	
	Hexachloroethane	mg/L		NA				0.0075 U							2.0 U	2.1 U	
	Isophorone	mg/L		NA				0.0075 U							1.6 U	1.6 U	
	n-Decane	mg/L		NA											1.4 U	1.4 U	
	Nitrobenzene	mg/L		NA				0.0075 U							3.4 U	3.5 U	
	N-Nitrosodimethylamine	mg/L		NA				0.015 U							1.6 U	1.6 U	
N-Nitroso-di-n-propylamine	mg/L		NA				0.0075 U							6.2 U	6.3 U		
N-Nitrosodiphenylamine	mg/L		NA				0.0075 U							1.2 U	1.2 U		
n-Octadecane	ug/L		NA											1.2 U	1.2 U		
Pyridine	ug/L		NA											2.4 U	2.5 U		
HEM	mg/L			NA										12 U	12 U		
SCT-HEM	mg/L		50	NA											3.5 U	3.6 U	
				NA				5.0 U							1.7 J	2.7 J	

**Bold** - The analyte was present in the sample.  
**U** - Analyte not detected at or above the associated value.  
**UU** - Analyte not detected at or above the associated estimated value.  
**J** - The result is an estimated concentration.

Table C-29 Truck Rail Handling 2018  
Truck Rail Handling, Inc. Compliance Comparison

Category	Parameter	Units	Limit	Monthly Avg Limit	Jan	Feb	Mar	April	May	Jun	Jul	Aug	Sep	Oct	November		Dec
															11/1/18	11/2/18	
Volatiles	1,1,1-Trichloroethane	mg/L		NA				1804392-01							1811012-01	1811019-01	
	1,1,2,2-Tetrachloroethane	mg/L		NA				426/18							0.010 U	0.010 U	
	1,1,2-Trichloroethane	mg/L		NA				S1804024-01							0.010 U	0.010 U	
	1,1-Dichloroethane	mg/L		NA											0.010 U	0.010 U	
	1,1-Dichloroethene	mg/L		NA											0.010 U	0.010 U	
	1,2-Dichlorobenzene	mg/L		NA											0.010 U	0.010 U	
	1,2-Dichloroethane	mg/L		NA											0.010 U	0.010 U	
	1,2-Dichloropropane	mg/L		NA											0.010 U	0.010 U	
	1,3-Dichlorobenzene	mg/L		NA											0.010 U	0.010 U	
	1,4-Dichlorobenzene	mg/L		NA											0.010 U	0.010 U	
	2-Chloroethyl vinyl ether	mg/L		NA											0.010 U	0.010 U	
	Acrylonitrile	mg/L		NA											0.10 U	0.10 U	
	Benzene	mg/L		NA											0.010 U	0.010 U	
	Bromodichloromethane	mg/L		NA											0.010 U	0.010 U	
	Bromoform	mg/L		NA											0.010 U	0.010 U	
	Bromomethane	mg/L		NA											0.010 U	0.010 U	
	Carbon Tetrachloride	mg/L		NA											0.010 U	0.010 U	
	Chlorobenzene	mg/L		NA											0.010 U	0.010 U	
	Chloroethane	mg/L		NA											0.010 U	0.010 U	
	Chloroform	mg/L		NA											0.010 U	0.010 U	
Chloromethane	mg/L		NA											0.010 U	0.010 U		
cis-1,3-Dichloropropene	mg/L		NA											0.010 U	0.010 U		
Dibromochloromethane	mg/L		NA											0.010 U	0.010 U		
Methylene Chloride	mg/L		NA											0.020 U	0.020 U		
Styrene	mg/L		NA											0.010 U	0.010 U		
Tetrachloroethene	mg/L		NA											0.010 U	0.010 U		
trans-1,2-Dichloroethene	mg/L		NA											0.010 U	0.010 U		
trans-1,3-Dichloropropene	mg/L		NA											0.010 U	0.010 U		
Trichloroethene	mg/L		NA											0.010 U	0.010 U		
Trichlorofluoromethane	mg/L		NA											0.010 U	0.010 U		
Vinyl Chloride	mg/L		NA					0.010 U						0.010 U	0.010 U		

**Bold** – The analyte was present in the sample.  
**U** – Analyte not detected at or above the associated value.  
**UU** – Analyte not detected at or above the associated estimated value.  
**J** – The result is an estimated concentration.  
 Form 8

**APPENDIX D**  
**ORDINANCE AND RESOLUTIONS – TACOMA MUNICIPAL**  
**CODE, CHAPTER 12.08**



## Chapter 12.08

WASTEWATER AND SURFACE WATER MANAGEMENT – REGULATION AND RATES<sup>4</sup>

## Sections:

- 12.08.005 Purpose and policy.
- 12.08.007 Applicability and administration.
- 12.08.010 Definitions.
- 12.08.020 Prohibitions on discharges – Sanitary.
- 12.08.030 Prohibitions on storm drainage, ground water and unpolluted water – Sanitary.
- 12.08.040 Limitations on wastewater strength.
- 12.08.050 Limitations on radioactive wastes.
- 12.08.060 Limitations on the use of garbage grinders.
- 12.08.070 Limitations on point of discharge.
- 12.08.080 Prohibited, allowable, and conditional discharges – Storm.
- 12.08.090 Stormwater program requirements.
- 12.08.095 Exceptions procedure.
- 12.08.100 Sampling and testing of wastewater.
- 12.08.130 Pretreatment of commercial and/or industrial wastewater.
- 12.08.140 Industrial wastewater discharge permits.
- 12.08.150 Reporting requirements for wastewater permittee.
- 12.08.160 Wastewater monitoring facilities.
- 12.08.170 Confidential information.
- 12.08.180 Emergency suspension of service and revocation of discharge permits.
- 12.08.190 Prohibited practices; termination of treatment services.
- 12.08.200 Enforcement procedures.
- 12.08.210 Duty to reapply.
- 12.08.220 Operating upsets.
- 12.08.230 Accidental discharges – Spills.
- 12.08.240 Records retention.
- 12.08.300 Holding tank waste.
- 12.08.310 Designation of places and manner of discharge of holding tank contents.
- 12.08.320 Discharge of holding tank contents – Charges – Report.
- 12.08.330 Sanitary sewage from outside the City.
- 12.08.340 Charges and rates for direct wastewater services for properties outside the City.
- 12.08.350 Connection Charge-in-lieu-of-Assessment.
- 12.08.360 Charges and rates for wastewater service inside the City limits.
- 12.08.362 Charges for fixed-term discharges to the sanitary sewer of effluent from groundwater pump-and-treat systems.
- 12.08.365 Charges for special approved discharges.
- 12.08.368 Charges for TAGRO.
- 12.08.370 Classification of users of sanitary sewers.
- 12.08.380 Types of Charges and Fees Relating to Use of Sanitary Sewers.
- 12.08.390 Basis for determination of commercial/industrial charges for use of wastewater system by monitored users.
- 12.08.400 Charge for Commercial/Industrial Wastewater User Groups.
- 12.08.410 *Repealed.*
- 12.08.420 Water source.
- 12.08.430 Reconsideration of wastewater rates.
- 12.08.440 Regular review of wastewater and surface water rates.
- 12.08.450 New services – Rates.
- 12.08.460 Minimum charge.
- 12.08.470 Unlawful installations.
- 12.08.500 Surface water rates and charges.
- 12.08.510 Billing for storm and surface water sewerage charges.
- 12.08.520 Reconsideration of storm and surface water sewerage charges.
- 12.08.530 Exclusions of certain properties from storm and surface water sewerage charges.
- 12.08.540 Organized drainage or drainage improvement districts.
- 12.08.550 *Repealed.*

---

<sup>4</sup> Disposal systems, installation and connection – See Section 2.12.040. Authority to operate – See RCW 80.40.020 and 35.21.210.

- 12.08.560 Low impact development surface water rate reduction.
- 12.08.600 Billing periods, payments, and collections.
- 12.08.610 Property owner liability – Supplemental charges.
- 12.08.620 Contracts with the state, sewer or water districts and other municipal corporations.
- 12.08.630 Sewer fund created.
- 12.08.640 Environmental Services Conservation Loan Program.
- 12.08.650 *Repealed.*
- 12.08.660 *Repealed.*
- 12.08.670 Violation – Penalties.
- 12.08.675 Notice of violation – Civil penalties.
- 12.08.677 Dischargers in significant noncompliance.
- 12.08.678 Appeals of orders, requirements, decisions and determinations.
- 12.08.680 Severability – Saving.
- 12.08.700 Utility Reimbursement Agreements Wastewater and Surface Water Utility Improvements.
- 12.08.720 Side Sewer Condition Education Requirement.
- 12.08.740 Side Sewer and Sanitary Sewer Availability Manual.
- 12.08.870 Payment In-Lieu-of Construction Program.

### **12.08.005 Purpose and policy.**

Pursuant to the authority conferred by RCW 90.48, this chapter sets forth uniform requirements for users of the Publicly Owned Treatment Works (POTW) and the storm drainage system of the City of Tacoma, and allows the City to comply with all applicable state and federal laws including, but not limited to, the Clean Water Act, the General Pretreatment Regulations, 40 CFR Part 403, and the Stormwater Regulations in 40 CFR Parts 122, 123, and 124. The objectives of this chapter are to:

- A. Prevent the introduction of pollutants into the POTW that will interfere with the operation of the POTW, or otherwise be incompatible with the POTW;
- B. Prevent the introduction of pollutants into the POTW that will pass through the POTW inadequately treated, into receiving waters;
- C. Protect personnel who may be affected by wastewater and biosolids in the course of their employment, and to protect the general public;
- D. Ensure that the quality of POTW biosolids is maintained at a level that allows its use and disposal in compliance with applicable statutes and regulations;
- E. Improve the opportunity to recycle and reclaim wastewater and biosolids from the POTW;
- F. Support economic development with the establishment of a new program to support conservation of the municipal sewer system through economic incentives and technical assistance for wastewater source control and wastewater pretreatment processes;
- G. Fix the price of service for the City’s POTW;
- H. Fix the price of service for the City’s storm water system;
- I. Provide for the control of the quantity and quality of the water discharged into the municipal storm drainage system so as to comply with the City’s Stormwater Management Program, its NPDES permits, and applicable state and federal laws;
- J. Manage stormwater to minimize flooding, erosion, and contact with contaminants or pollutants; and to manage runoff from developed properties and construction sites;
- K. Encourage Low Impact Development (“LID”) as the preferred and commonly-used approach for stormwater management.
- L. Mitigate the impacts of increased runoff due to urbanization, correct or mitigate existing water quality problems related to stormwater, and to help restore and maintain the chemical, physical, and biological integrity of the City’s waters for the protection of beneficial uses, including salmon.

The purpose of this chapter is to provide for and promote the health, safety, and welfare of the general public. The provisions of this chapter shall be liberally construed to give full effect to the objectives and purposes for which it was enacted. Compliance with the provisions of this chapter and regulations and manuals referenced under this chapter does not necessarily mitigate all impacts to the environment. Compliance with this chapter and related regulations and manuals should not be construed as mitigating all stormwater impacts, and additional mitigation may be required to protect the environment. This chapter does not create or otherwise establish or designate any particular class or group of persons who will or should be



especially protected or benefited by the provisions of this chapter. The primary obligation for compliance with this chapter and for preventing environmental harm on or from property is placed upon responsible parties, as defined by this chapter.

(Ord. 28330 Ex. D; passed Nov. 24, 2015:Ord. 27003 § 1; passed Nov. 19, 2002: Ord. 25802 § 1; passed Dec. 5, 1995: Ord. 25587 § 1; passed Sept. 20, 1994)

#### **12.08.007 Applicability and administration.**

A. General. This chapter shall apply to all direct and indirect users of the City's Municipal Sewer System. The Director of the Environmental Services Department is hereby authorized and directed to enforce all provisions of this chapter. The Director shall have the authority to render interpretations of this chapter, and may adopt reasonable rules and administrative procedures to enforce the provisions of this chapter. Such interpretations, rules, and administrative procedures shall be in conformity with the intent and purposes of this chapter.

B. The Director may appoint such number of technical officers, inspectors, and other personnel as shall be authorized from time to time to implement the provisions of this chapter.

C. Inspections. All activities regulated by this chapter, except those exempted under TMC 12.08.090, are subject to inspection by the Director to determine that adequate control is being exercised, or to determine whether an approval is warranted. The Director may establish inspection programs to ensure compliance with the requirements of this chapter and to accomplish its purposes. Inspection programs may be established on any reasonable basis including, but not limited to, routine inspections, random inspections, inspections based upon complaints or other notice of possible violations, inspection of drainage basins or areas identified as higher than typical sources of sediment or other contaminants or pollutants, inspections of businesses or industries of a type associated with higher than usual discharges of contaminants or pollutants or with discharges of a type which are more likely than the typical discharge to cause violations of state or federal water or sediment quality standards or the City's NPDES Phase I Municipal Stormwater Permit, and joint inspections with other agencies inspecting under environmental or safety laws. Inspections may include, but are not limited to, reviewing maintenance and repair records; sampling discharges, surface water, and material or water in stormwater facilities; and evaluating the condition of stormwater facilities and other best management practices.

D. Right of Entry. Whenever necessary to make an inspection to enforce any of the provisions of this chapter or monitor for proper function of stormwater facilities, or whenever the Director or the Director's authorized representative has reasonable cause to believe that there exists in any building or upon any property any condition or violation of this chapter relating to the pollution or the possible pollution of any of the waters of the state, the Director or the Director's authorized representative may enter such building or premises at all reasonable times to inspect the same, collect samples, or to perform any duty imposed upon the Director by this chapter, provided that if such building or premises be occupied, the Director shall first present proper credentials and request entry; and if such building or premises be unoccupied, the Director shall first make a reasonable effort to locate the owner or other persons having charge or control of the building or premises and request entry. If such entry is refused, the Director shall have recourse to every remedy provided by law to secure entry.

E. Authority to Stop Work. Whenever work is being done that is contrary to the provisions of this chapter, or contrary to the provisions of plans, drawings, specifications, or calculations approved by the Director, then the Director may order the work stopped by notice in writing, served on those persons engaged in or causing the work to be done. Any such persons shall thereafter stop such work until authorized by the Director to proceed.

F. Violations. Violations of this chapter and/or any state and federal regulation the City is authorized to enforce under this chapter may be subject to the enforcement procedures set forth in Tacoma Municipal Code ("TMC") 12.08.200, assessment of supplemental charges under TMC 12.08.610, the penalty provisions of TMC 12.08.670, and the notification and civil penalty provisions set forth in TMC 12.08.675, and any other enforcement provisions authorized by this chapter.

G. Re-inspections. It shall be the duty of the owner or the owner's agent to notify the Director that violations have been corrected, and to request a re-inspection. The Director may require that such request for re-inspection be filed one working day before such inspection if desired. It shall be the duty of the owner or owner's agent to provide safe access to and means for inspection of any corrective work.

H. Plan Review, Approvals, and Permits. Permits for activities or projects regulated under this chapter may be issued pursuant to sections in this chapter, Title 2 and Title 13 of the Tacoma Municipal Code, or other relevant Tacoma Municipal Code authority. Prior to the commencement of work on any stormwater-related activities or projects regulated by this ordinance, plans shall be submitted to the Director for review and approval. The Director shall approve the plans where they show that adequate control is exercised. Approvals and permits granted under this chapter are not waivers of the requirements of any other laws, nor do they indicate compliance with any other laws. Compliance is still required with all applicable federal, state, and local laws and regulations including rules promulgated under authority of this chapter.

The requirements in this chapter are minimum requirements and do not replace, repeal, abrogate, supersede, or affect any other more stringent requirements, rules, regulations, covenants, standards, or restrictions. Where this chapter imposes requirements which are more protective of human health or the environment than those set forth elsewhere, the provisions of this chapter shall prevail.

I. Best Management Practices. Pursuant to the National Pollutant Discharge Elimination System (“NPDES”) Phase I Municipal Stormwater Permit issued by the Washington State Department of Ecology, the City is required to adopt and make effective a program to control the impacts of runoff from new development, redevelopment and construction activities. The Director is authorized to develop and update, as necessary, the City of Tacoma Stormwater Management Manual, hereinafter referred to as the “SWMM.” The Best Management Practices (hereinafter “BMPs”) that are set forth in the SWMM are intended to control the quality and quantity of stormwater that is or will contribute to the City’s municipal separate stormwater system (“MS4”) as the result of existing discharges and land uses, new development and redevelopment, construction activities, and stormwater maintenance activities.

J. Regulated Activities. This chapter regulates all direct and indirect discharges to receiving waters and the Municipal Sewer System, including discharges to privately owned catch basins which discharge directly or indirectly to receiving waters or the Municipal Sewer System, and any other direct or indirect discharge to receiving waters or the Municipal Sewer System from real property.

K. Exemptions. In addition to any exemption provided under TMC 12.08.090, development undertaken by the Washington State Department of Transportation in state highway rights-of-way is exempt from the requirements of TMC 12.08.090.D, except to the extent those requirements impose more stringent provisions as provided in Chapter 173-270 WAC, the Puget Sound Highway Runoff Program, and is subject to municipal and construction NPDES permits issued by the Department of Ecology. The Department of Transportation shall submit copies of plans for these exempt development activities to the Director.

(Ord. 28330 Ex. D; passed Nov. 24, 2015; Ord. 28093 Ex. E; passed Oct. 16, 2012; Ord. 27978 Ex. A; passed Apr. 26, 2011; Ord. 27538 § 1; passed Oct. 24, 2006; Ord. 27003 § 2; passed Nov. 19, 2002; Ord. 25802 § 2; passed Dec. 5, 1995; Ord. 25587 § 2; passed Sept. 20, 1994)

**12.08.010 Definitions.**

Words and phrases used in this chapter shall be interpreted as defined below. Where ambiguity exists, technical words or phrases shall be interpreted in accordance with the City’s SWMM; nontechnical words or phrases shall be given their dictionary meaning.

Any pretreatment limit or prohibitive standard (federal, state, and/or local) contained in this chapter deemed to be the most restrictive with which commercial/industrial users will be required to comply.

“Accessory Dwelling Unit (ADU).” A second subordinate dwelling unit located on the same lot as a single-family dwelling (hereinafter referred to as the “main dwelling”) and either within the same building as the main dwelling or in a detached building, with a provision for independent cooking, living, sanitation, and sleeping.

“AKART.” The application of all known, available, and reasonable methods of prevention, control, and treatment to storm and surface water and wastewater discharges as required by chapter 90.48. RCW.

“Approval.” The determination by the Director that the proposed or completed work or activity conforms to this chapter.

“Authorized representative of the user.”

1. If the user is a corporation:

- a. The president, secretary, treasurer, or vice president of the corporation in charge of a principal business function, or any other person who performs similar policy or decision-making functions for the corporation, or
- b. The manager of one or more manufacturing, production, or operation facilities employing more than 250 persons or having gross annual sales or expenditures exceeding \$25,000,000, if authority to sign documents has been assigned or delegated to the manager in accordance with corporate procedures;

2. If the user is a partnership or sole proprietorship: a general partner or proprietor, respectively;

3. If the user is a federal, state, or local governmental facility: a director or highest official appointed or designated to oversee the operation and performance of the activities of the government facility, or his or her designee;

4. The individuals described in paragraphs 1 through 3 above may designate another authorized representative if the authorization is in writing, the authorization specifies the individual or position responsible for the overall operation of the

facility from which the discharge originates or having overall responsibility for environmental matters for the company, and the written authorization is submitted to the City.

“Availability.” Those premises which are determined per the Side Sewer and Sanitary Sewer Availability Manual to have a wastewater sewer available for connection to the premises.

“Basin Plan.” A plan to manage the quality and quantity of surface water or stormwater in a watershed or basin.

“Batch discharge.” Any single discharge that is specifically allowed under a wastewater permit or Special Approved Discharge authorization and requires the prior written approval of the Director before discharge to the sanitary sewer system may begin.

“Best Management Practices” or “BMPs.” Schedules of activities, prohibitions of practices, general good housekeeping practices, pollution prevention and education practices, maintenance procedures, and structural or managerial practices to prevent or reduce the discharge of pollutants directly or indirectly to stormwater, receiving waters, or stormwater conveyance systems. BMPs also include treatment practices, operation procedures, and practices to control site runoff, spillage or leaks, sludge or water disposal, or drainage from raw materials storage. BMPs for stormwater management are listed and described in the City of Tacoma’s Stormwater Management Manual. The term “Best Management Practice” shall also include any City-approved schedule of activities, treatment practices, prohibitions of practices, maintenance procedures, and other management practices based on applicable Pretreatment Standards in 40 CFR Part 403, federal categorical effluent standards, local limits, and state and local laws which are implemented by a user to prevent pollutants from entering a facility’s waste stream and causing “interference” or “pass through,” as these terms are defined under 40 CFR Part 403.3 and TMC 12.08.010.

“BOD” (Biochemical Oxygen Demand). The quantity of oxygen utilized in the biochemical oxidation of organic matter under standard laboratory procedure in five days at 20 degrees centigrade, expressed in parts per million or milligrams per liter (mg/L) by weight, using “Standard Methods,” 17th Edition, or other approved methods in 40 CFR Part 136.

“Categorical pretreatment standards.” The limitations on pollutant discharges to Publicly Owned Treatment Works (POTWs) promulgated by the U.S. Environmental Protection Agency (USEPA) in accordance with Section 307 of the Clean Water Act (CWA), that apply to specified process wastewater of particular industrial categories (40 CFR Chapter I, Subchapter N, Parts 405-471 and amendments thereto).

“City.” The City of Tacoma, Washington, a municipal corporation organized and existing under and by virtue of the laws of the state of Washington. “Within the city” means within the City boundaries as now or hereafter constituted.

“Clean Water Act” or “CWA.” The Federal Water Pollution Control Act, as amended (33 USC 1251 et seq.).

“Color.” The optical density at the visual wave length of maximum absorption, relative to distilled water. One hundred percent (100%) transmittance is equivalent to zero (0.0) optical density.

“Commercial and/or industrial discharger (discharger/user).” Any nonresidential user who discharges an effluent into the Municipal Sewer System by any means including, but not limited to, pipes, conduits, pumping stations, force mains, tank trucks, constructed drainage ditches, surface water intercepting ditches, intercepting ditches, and all constructed devices and appliances appurtenant thereto, including over-land flow.

“Commercial and/or industrial waste.” Any liquid, solid, or gaseous substance, or combination thereof, resulting from or used in connection with any process of industry, manufacturing, commercial food processing, food service establishment, business, agriculture, trade or research including, but not limited to, development, recovering, or processing of natural resources, and leachate from landfills or other disposal sites.

“Director.” The Director of the Environmental Services Department of the City of Tacoma or his or her authorized representative.

“Discharger.” A “commercial and/or industrial discharger,” as defined in TMC 12.08.010, and shall also include any property owner, business owner, multi-family residential property owner, tenant, residential homeowner or homeowner’s association/representative group, or any other individual, company, or vessel residing and/or conducting business within Tacoma that discharges wastewater or stormwater directly or indirectly to Tacoma’s municipal sewer system and/or receiving waters.

“Domestic User (Residential User).” Any person who contributes, causes, or allows the contribution of wastewater into the (City) POTW that is of a similar volume and/or chemical makeup to that of a residential dwelling unit.

“Domestic waste.” Water carrying human wastes including kitchen wastes, bath wastes, and laundry wastes that are typical of residential discharges, but does not include industrial wastes. Domestic wastes may be discharged by residential users, and by commercial and/or industrial dischargers.

“Effluent Limit.” Any restriction, prohibition, or specification established under 40 CFR Part 403, Chapter 173.220 WAC, or Chapter 12.08 TMC that regulates the quantities, rates, percent removal, and/or concentrations of physical, chemical, or biological characteristics of wastes which are discharged into the Municipal Sewer System, including Best Management Practices for the prevention or control of such waste discharges.

“Emerging BMP.” A BMP that has not been tested and evaluated by the Department of Ecology in collaboration with local governments and technical experts.

“Erosion.” The wearing away of the land surface as a result of the movement of water, wind, ice, or any other means.

“Erosion and Sediment Control.” Any temporary or permanent measures taken to reduce erosion, control siltation and sedimentation, and ensure that sediment-laden water does not leave a given site.

“Excessive discharge.” Any wastewater released directly or indirectly to the Municipal Sewer System at a rate and/or concentration greater than that which has recently been monitored or would normally be expected from a classified commercial/industrial discharger.

“Food Service Establishment.” Any facility, which serves, prepares, processes, manufactures, or packages food for consumption such as a restaurant, commercial kitchen, caterer, hotel, school, hospital, detention facility, or care institution.

“Ground water.” Water in a saturated zone or stratum beneath the surface of the land or below a surface water body.

“Hard Surface.” An impervious surface, a permeable pavement or a vegetated roof.

“Illicit Connection.” Any connection to the City’s stormwater drainage system, identified by the Director, that could convey anything not composed entirely of surface water and stormwater directly to surface water, stormwater, or groundwater. Illicit connections are prohibited unless the connection conveys approved discharges, or conveys discharges pursuant to an NPDES permit (other than an NPDES stormwater permit), or State Waste Discharge Permit.

“Illicit Discharges.” Any direct or indirect non-stormwater discharge or spill to the City’s stormwater drainage system, ground water, or receiving waters within Tacoma city limits. Illicit discharges may also include, but are not limited to, discharges of industrial process water, discharges from sanitary sewer connections and interior floor drains, and discharges from car-washing activities and gray water systems.

“Impervious surface.” A non-vegetated surface area which either prevents or retards the entry of water into the soil mantle as under natural conditions prior to development, and/or a surface area which causes water to run off the surface in greater quantities or at an increased rate of flow from the flow present under natural conditions prior to development. Further definition may be found in the City’s SWMM.

“Industrial wastewater permit” (“wastewater permit”). A permit to discharge wastewater into the Municipal Sanitary Sewer System issued under the authority of this chapter which prescribes certain requirements and limitations.

“Interference.” A discharge which:

1. Alone or in conjunction with a discharge(s) from other sources, inhibits or disrupts the normal operation of the Municipal Sewer System; or
2. Causes a violation, or increases the magnitude of, or extends the duration of an existing violation, of any requirement of the City’s POTW-NPDES permit(s); or
3. Prevents the use or disposal of sewage sludge or biosolids in accordance with local, state, and federal regulations and any permits issued thereunder, including the Clean Water Act, Section 405; the Solid Waste Disposal Act (including Title II, also known as the Resource Recovery and Conservation Act, and any state regulations contained in any state sludge management plan); the Clean Air Act; the Toxic Substances Act; and the Marine Protection, Research and Sanctuaries Act.

“Land-disturbing activity.” Activity that results in a change in the existing soil cover (both vegetative and non-vegetative) and/or the existing soil topography. Land-disturbing activities include, but are not limited to, clearing, grading, filling, stockpiling, excavation, and land modification. Vegetation Maintenance practices, including landscape maintenance and gardening, are not considered land disturbing activity. Stormwater facility maintenance is not considered land disturbing activity if conducted according to established standards and procedures.

“Low Impact Development” or “LID.” A stormwater and land use management strategy that strives to mimic predisturbance hydrologic processes of infiltration, filtration, storage, evaporation, and transpiration by emphasizing conservation, use of onsite natural features, site planning, and distributed stormwater management practices that are integrated into a project design.

“Low Impact Development Best Management Practices” or “LID BMPs.” Distributed stormwater management practices, integrated into a project design that emphasize predisturbance hydrologic processes of infiltration, filtration, storage,



evaporation and transpiration. LID BMPs include, but are not limited to, bioretention, rain gardens, permeable pavements, roof downspout infiltration and dispersion, minimum excavation foundations, vegetated roofs, and water reuse.

“Low Impact Development Principles.” Land use management strategies that emphasize conservation, use of onsite natural features, and site planning to minimize impervious surfaces, native vegetation loss and stormwater runoff.

“Manual (Department of Ecology).” The manual refers to the latest version of the Washington State Department of Ecology’s Stormwater Management Manual for Western Washington (SWMMWW).

“Multiple-family residence” is any premise consisting of two or more living units served through a single water meter.

“Municipal Sewer System.” The system of conduits, pumps, treatment plants, structures, facilities and properties including, without limitation, all properties, interests, physical and intangible rights of every kind or nature owned or held by the City and all appurtenances thereto, however acquired, insofar as they relate to or concern drainage, transportation, storage or treatment, in any manner whatsoever, of waste matter or stormwater and surface water of any nature now or hereafter permitted by this chapter to enter the Municipal Sewer System. Sanitary sewers and storm drains, separately and in combination, are, without limitation, included in the Municipal Sewer System.

“New development.” Land-disturbing activities, including Class IV – general forest practices that are conversions from timber land to other uses; structural development including construction, installation, or expansion of a building or other structure; creation of hard surfaces; and subdivision and short subdivision of land as defined in RCW 58.17.020.

“New source.” Any building, structure, facility, or installation from which there is or may be a discharge of pollutants, the construction of which commenced after publication of proposed pretreatment standards under Section 307(c) of the Federal Water Pollution Control Act (FWPCA) which will be applicable to such sources if such standards are thereafter promulgated in accordance with that section, provided that:

1. The building, structure, facility or installation is constructed at a site at which no other source is located; or
2. The building, structure, facility or installation totally replaces the process or production equipment that causes the discharge of pollutants at an existing source; or
3. The production or wastewater-generating processes of the building, structure, facility, or installation are substantially independent of an existing source at the same site. In determining whether these are substantially independent, factors such as the extent to which the new facility is integrated with the existing plant, and the extent to which the new facility is engaged in the same general type of activity as the existing source, should be considered.

Construction on a site at which an existing source is located results in a modification rather than a new source if the construction does not create a new building, structure, facility, or installation meeting the criteria of paragraphs (2) or (3) above, but otherwise alters, replaces, or adds to existing process or production equipment.

Construction of a new source as defined under this section has commenced if the owner or operator has:

1. Begun, or caused to begin as part of a continuous on-site construction program:
  - a. Any placement, assembly, or installation of facilities or equipment, or
  - b. Significant site preparation work including clearing, excavation, or removal of existing buildings, structures, or facilities which is necessary for the placement, assembly, or installation of new source facilities or equipment; or
2. Entered into a binding contractual obligation for the purchase of facilities or equipment which are intended to be used in its operation within a reasonable time. Options to purchase or contracts which can be terminated or modified without substantial loss, and contracts for feasibility, engineering, and design studies do not constitute a contractual obligation under this section.

“New user.” A person that submits an application for and receives a new building permit from the City for a structure that will discharge wastewater to the Municipal Sewer System or any person who occupies an existing building and plans to discharge wastewater to such system. Any person that buys an existing facility that is discharging commercial and/or industrial wastewater will be considered an “existing user” if no significant changes are made in the manufacturing operation. The term “new user” shall not mean a “new source” or “existing source,” as defined in 40 CFR Part 403.3.

“Noncontact cooling water.” Water that does not mix, communicate with, or come into direct contact with any raw material, intermediate product, waste product, or finished product, and to which the only pollutant added is heat.

“North American Industry Classification System (NAICS) Code.” The NAICS, which replaces the Standard Industrial Classification (SIC) Code is an industrial classification scheme developed by the United States Office of Management and Budget used to classify business establishments for the collection, tabulation, presentation, and analysis of statistical data describing the U.S. economy.

“NPDES permit.” A permit issued to the City of Tacoma by the Department of Ecology under the National Pollutant Discharge Elimination System program. Examples of NPDES permits include a NPDES Waste Discharge Permit, a NPDES Municipal Stormwater General Permit, a NPDES Construction Stormwater General Permit, a NPDES Sand and Gravel General Permit, and an NPDES Industrial Stormwater General Permit.

“Open space parcel with forested land cover.” An undeveloped parcel of land where trees cover the majority of the land surface which is dedicated by deed or other instrument to remain in such condition and which reduces the quantity and improves the quality of stormwater collected by Tacoma’s municipal stormwater conveyance systems through infiltration, filtration, storage, evaporation and transpiration.

“Owner.” Any individual, corporation, or entity that holds the title to a real property as shown by the Pierce County Assessor’s records.

“Pass through.” A discharge which exits the POTW into waters of the United States in quantities or concentration which, alone or in conjunction with a discharge or discharges from other sources, is a cause of a violation of any requirement of the POTW NPDES permit (including an increase in the magnitude or duration of a violation).

“Person.”

1. A natural person, including that person’s heirs, executors, administrators, and assigns;
2. A public or private corporation, co-partnership, association, or firm;
3. A government agency or any political subdivision; or
4. Any other entity whatsoever.

Singular includes plural; male includes female.

“pH.” The negative logarithm of the effective hydrogen-ion concentration or hydrogen activity in gram equivalents per liter used in expressing both acidity and alkalinity on a scale whose values run from 0 to 14, with 7 representing neutrality, numbers less than 7 increasing acidity, and numbers greater than 7 increasing alkalinity.

“Pollutant.” Any substance that is discharged to receiving waters or the Municipal Sewer System which is prohibited or limited by the requirements of this chapter. See TMC 12.08.020 through TMC 12.08.080.

“Premises.” A continuous tract of land, building, or group of adjacent buildings under a single control with respect to use of water and responsibility for payment therefor. Subdivision of such use or responsibility shall constitute a division into separate premises as herein defined, except where more than one dwelling is being served through the same water meter, in which case, each of said dwellings shall constitute a separate premises and shall be subject to the same separate charges as if separate single-family dwellings.

“Pretreatment.” The reduction of the amount of pollutants, the elimination of pollutants, or the alteration of the nature of pollutant properties in wastewater prior to or in lieu of discharging or otherwise introducing such pollutants into Tacoma’s POTW or Municipal Sanitary Sewer System. The reduction or alteration may be obtained by physical, chemical or biological processes, process changes, or by other means, except as prohibited by 40 CFR Part 403.6(d). Appropriate pretreatment technology includes control equipment, such as equalization tanks or facilities for protection against surges or slug loadings that might interfere with or otherwise be incompatible with the POTW. However, where wastewater from a regulated process is mixed in an equalization facility with unregulated wastewater or with wastewater from another regulated process, the effluent from the equalization facility must meet an adjusted pretreatment limit calculated in accordance with 40 CFR Part §403.6(e).

“Pretreatment requirements.” Any substantive or procedural requirement related to pretreatment other than a National Pretreatment Standard imposed on a Commercial and/or Industrial User.

“Pretreatment standard.” Any regulation containing pollutant limitations promulgated by the EPA in accordance with 33 U.S.C. § 1317(b) and (c) and 40 CFR Parts 401 through 471. The term “pretreatment standard” also includes any prohibited discharge standards, categorical pretreatment standards, BMPs, local limits established by the City, and Effluent Limits.

“Private side sewer.” The term private side sewer shall be defined according to TMC 12.08.720.

“POTW.” The Publicly Owned Treatment Works, which includes any devices and systems, owned by a state or municipality, used in the collection, transportation, storage, treatment, recycling, and reclamation of wastewater.

“Receiving Water(s).” The naturally and/or reconstructed naturally occurring surface water bodies, such as creeks, streams, rivers, lakes, wetlands, estuaries, and marine waters, or ground water, which receive stormwater drainage water from and/or within Tacoma city limits.

“Redevelopment.” On a site that is already substantially developed (defined as having 35% or more of existing hard surface coverage – when determining percentage, only include those areas that are buildable): The creation or addition of hard surfaces, the expansion of a building footprint or addition or replacement of a structure, structural development including construction, installation or expansion of a building or other structure, replacement of hard surface that is not part of a routine maintenance activity, and/or land disturbing activities.

“Residential user.” Any single-family or multi-family customer discharging wastewater limited to kitchen wastes, human wastes, and housekeeping cleaning materials, in volumes and/or concentrations normally discharged from these classes of customers.

“Responsible party.” Any or all of the following persons: owners or occupants of property within the City of Tacoma and/or any person causing or contributing to a violation of the provisions of this chapter.

“Runoff.” Water originating from rainfall or other precipitation that is found in drainage facilities, rivers, streams, seeps, ponds, lakes, and wetlands as well as shallow groundwater. It also means the portion of rainfall or other precipitation that becomes surface flow or interflow.

“Sanitary sewers.” Those portions of the Municipal Sewer System which are designated by the Director to carry, treat, or dispose of wastewater not constituting storm or surface water permitted by or under this chapter to enter the Municipal Sewer System. Sanitary sewers are also referred to in this chapter and have the same definition as wastewater sewers.

“Significant Industrial User (SIU).” Except as provided in subparagraph 3, “significant industrial user” means:

1. All industrial users subject to Categorical Pretreatment Standards under 40 CFR 403.6 and 40 CFR Chapter I, Subchapter N.
2. Any other industrial user which discharges an average of 25,000 gallons per day or more of process wastewater to the POTW (excluding domestic, noncontact cooling and boiler blowdown wastewater); or contributes a process waste stream which makes up 5 percent or more of the average dry weather hydraulic or organic capacity of the POTW; or is designated as such by the Director on the basis that the industrial user has a reasonable potential for adversely affecting the POTW’s operation; or for violating any pretreatment standard or requirement (in accordance with 40 CFR 403.8 (F)(6), as found in 55 FR 30128, July 24, 1990).
3. Upon finding that an industrial user meeting the criteria in paragraph 2 above has no reasonable potential for adversely affecting the POTW’s operation or for violating any pretreatment standard or requirements, the Director may, at any time, on his or her own initiative or in response to a petition received from an industrial user, and in accordance with 40 CFR 403.8(F)(6), determine that such industrial user is not a significant industrial user.

“Significant noncompliance” with applicable pretreatment requirements exists when a violation by an industrial user meets one or more of the following criteria:

1. Chronic violations of wastewater discharge limits, defined as those in which 66 percent or more of all the measurements taken for the same pollutant parameter during a six-month period exceed (by any magnitude a numeric Pretreatment Standard or Requirement including instantaneous limits, as defined by 40 CFR Part 403.3(1);
2. Technical Review Criteria (TRC) violations, defined as those in which 33 percent or more of all of the measurements taken for the same pollutant parameter during a six-month period equal or exceed the product of a numeric Pretreatment Standard or Requirement including instantaneous limits, as defined by 40 CFR Part 403.3(1) multiplied by the applicable TRC (TRC=1.4 for BOD, TSS, fats, oil, and grease, and 1.2 for all other pollutants except pH);
3. Any other violation(s) of a Standard or Requirement as defined by 40 CFR Part 403.3(1) daily maximum, long-term average, instantaneous limit, or narrative standard that the Director determines has caused, alone or in combination with other discharges, interference or pass through or endangered the health of the general public or sewage treatment personnel);
4. Any discharge of a pollutant that has caused imminent endangerment to human health, welfare or to the environment or has resulted in the POTW’s exercise of its emergency authority to halt or prevent such a discharge;
5. Failure to meet, within 90 days after the schedule date, a compliance schedule milestone contained in an industrial wastewater discharge permit or enforcement order for starting construction, completing construction, or attaining final compliance;
6. Failure to provide, within 45 days after the due date, required reports such as baseline monitoring reports, 90-day compliance reports, periodic self-monitoring reports, and reports on compliance with compliance schedules;
7. Failure to accurately report noncompliance;

8. Any other violation or group of violations which may include a violation of Best Management Practice, the Director determines will adversely affect the operation or implementation of the City's Pretreatment Program.

"Significant noncompliance" with requirements for discharges to the storm drainage system or receiving water exists when an instance of noncompliance or Code violation meets one or more of the following criteria:

1. Any discharge or potential discharge of a pollutant that has caused or may cause a threat to human health, public safety or the environment, or that has resulted in the exercise of emergency authority to halt or prevent such a discharge;
2. Failure to complete a required corrective action within 30 days after the scheduled date required in a Notice of Violation, Corrective Action, or other enforcement document.
3. Any other violation or group of violations that the Director determines will adversely affect the operation and implementation of the City's Stormwater Management Program or its NPDES permit.

"Single-family residence."

1. Any building or portion thereof which contains living facilities, including provisions for sleeping, eating, cooking and sanitation, for use by not more than one family;
2. Instances in which more than one residence is served through a single water meter; and
3. Those individual units within multi-family complexes that are served by a separate water meter.

"Slug load." Any discharge at a flow rate or concentration which could cause a violation of any Pretreatment Standard or Requirement, as defined by 40 CFR Part 403.3(1) or this chapter, including any discharge of a nonroutine, episodic nature, including, but not limited to, an accidental spill or a noncustomary batch discharge.

"Source Control." Actions, activities, and the implementation of BMPs to prevent or reduce the introduction of contaminants to the Municipal Sewer System. Examples include, but are not limited to: segregating or isolating waste; enclosing, covering, or containing the activity to prevent contact with stormwater; developing and implementing inspection and maintenance programs; sweeping; and taking management actions such as training employees on pollution prevention.

"Spill." An unauthorized discharge of a pollutant enumerated in TMC 12.08.080 to the municipal sewer system or receiving waters within Tacoma City limits.

"Storm drains." Those portions of the Municipal Sewer System which do, or are designated by the Director to, detain or retain, carry or dispose of stormwater and surface water and such other waters as are not required by or under this chapter or other applicable law to be disposed of through sanitary sewers, in accordance with the provisions hereinafter set forth. Storm drains shall, without limitation, include all properties, interests and rights of the City insofar as they relate to or concern storm or surface water sewerage, whether natural or constructed, in and to the drainage or storage, or both, of storm or surface waters, or both, including without limitation through, under or over lands, landforms, watercourses, sloughs, streams, ponds, lakes and swamps.

"Stormwater." That portion of precipitation, including snowmelt, that does not naturally percolate into the ground or evaporate, but flows via overland flow, interflow, pipes, and other features of a stormwater drainage system into a receiving water or stormwater facility.

"Stormwater drainage system." Constructed and natural features which function together as a system to collect, convey, channel, hold, inhibit, retain, detain, infiltrate, divert, treat, or filter stormwater.

"Stormwater facility." A component of the stormwater system constructed to perform a particular function such as water quality treatment, flow control, or conveyance.

"Stormwater Pollution Prevention Plan (SWPPP)." A document which describes the best management practices and activities to be implemented by a person to identify sources of pollution or contamination at a premises or parcel and the actions to eliminate or reduce pollutant discharges to stormwater, stormwater conveyance systems, and/or receiving waters to the maximum extent practicable. A SWPPP may be used as a construction SWPPP for activities during construction or as an operational SWPPP for ongoing activities at a site.

"Suspended solids." Solids that either float on the surface of or are in suspension in water, sewage, or other liquid; and which are removable by laboratory filtering using Standard Methods, 17th Edition.

"SWMM." The City of Tacoma's Stormwater Management Manual, as amended.

"TMC." The Tacoma Municipal Code.

"Toxic pollutant." Those pollutants, or combinations of pollutants, including disease-causing agents, which after discharge and upon exposure, ingestion, inhalation, or assimilation into any organism, either directly from the environment or indirectly



by ingestion through food chains, will, on the basis of information available to the Director, cause death, disease, behavioral abnormalities, cancer, genetic mutations, physiological malfunctions (including malfunctions in reproduction) or physical deformations, in such organisms or their offspring.

“Track-out.” Material such as dirt, mud and other debris that is deposited on paved public streets or alleys by vehicles exiting a construction site or a commercial or industrial facility.

“Upset.” An exceptional incident in which a discharger unintentionally and temporarily is in a state of noncompliance with the applicable pretreatment standards due to factors beyond the reasonable control of the discharger, and excluding noncompliance to the extent caused by operational error, improperly designed treatment facilities, inadequate treatment facilities, lack of preventive maintenance, or careless or improper operation thereof.

“User or Industrial User.” A nondomestic source of an indirect discharge to the municipal sanitary sewer system.

“WAC.” The Washington Administrative Code.

“Wastewater.” Liquid and water-carried industrial wastes and sewage from residential dwellings, commercial buildings, industrial and manufacturing facilities, and institutions, whether treated or untreated.

“Wastewater sewer.” Those portions of the Municipal Sewer System which are designated by the Director to carry, treat or dispose of wastewater not constituting storm or surface water permitted by or under this chapter to enter the Municipal Sewer System. Wastewater sewers are also referred to in this chapter and have the same definition as sanitary sewers.

(Ord. 28330 Ex. D; passed Nov. 24, 2015: Ord. 28261 Ex. A; passed Dec. 9, 2014: Ord. 28128 Ex. A; passed Feb. 12, 2012: Ord. 28093 Ex. E; passed Oct. 16, 2012: Ord. 27978 Ex. A; passed Apr. 26, 2011; Ord. 27538 § 2; passed Oct. 24, 2006; Ord. 27285 § 2; passed Nov. 2, 2004; Ord. 27003 § 3; passed Nov. 19, 2002: Ord. 25802 § 3; passed Dec. 5, 1995: Ord. 25587 § 3; passed Sept. 20, 1994: Ord. 24879 § 1; passed May 21, 1991: Ord. 23240 § 1; passed Aug. 28, 1984)

**12.08.020 Prohibitions on discharges – Sanitary.**

A. General Prohibitions. No person shall discharge or permit or cause the discharge of waste into the Municipal Sanitary Sewer System that may cause, either alone or by interaction with other materials, pass through or interference.

B. Specific Prohibitions. In addition, it is unlawful to discharge, cause to discharge, or allow to be discharged directly or indirectly the following pollutants into the City's Municipal Sewer System:

1. Wastewater containing substances:
  - a. In concentrations that inhibit or interfere with the operation or performance of the Municipal Sewer System; or
  - b. That are not amenable to treatment or reduction by the sewage treatment process employed, or are only partially amenable to treatment, such that the POTW's effluent cannot meet the requirement of any agency having jurisdiction over the POTW; or
  - c. In concentrations in excess of limitations imposed in a permit issued by the City or other regulatory agency having jurisdiction; or
  - d. That impair the use or disposal of POTW sludge and sludge products pursuant to state and federal statutes, including, but not limited to the Solid Waste Disposal Act (42 USC §6901), the Clean Water Act (42 USC §1857), the Toxic Substance Control Act (15 USC §2601).
2. Pollutant(s) which create a fire or explosion hazard in the Municipal Sanitary Sewer System, including, but not limited to, wastewater with a closed cup flashpoint of less than 140 degrees Fahrenheit or 60 degrees centigrade (using test methods prescribed in 40 CFR Part 261.21);
3. Petroleum oil, nonbiodegradable cutting oil, or products of mineral oil origin, in amounts that will cause interference or pass through;
4. Any solid or viscous substance capable of obstructing wastewater which will or may cause obstruction to the flow of wastewater or other interference with the operations of the Municipal Sanitary Sewer System;
5. Any noxious, malodorous or toxic liquids, gases, vapors or fumes, solids, or other substances which, either singly or by interaction with other wastewaters may cause acute or chronic worker health and safety problems, a public nuisance, a hazard, or interference with any part of the Municipal Sanitary Sewer System;
6. Any waste, wastewaters or substances having a pH less than 5.5 or greater than 11.0, or those capable of causing damage to structures, equipment, processes or personnel of the sewer system, unless these limits are modified by a wastewater discharge permit, or by a special approved discharge authorization;

7. Pollutants which cause corrosive structural damage to the POTW, but in no event discharges with pH lower than 5.0, unless the POTW is specifically designed to accommodate such discharges.
  8. Any liquid or vapor having a temperature higher than 100 degrees Fahrenheit (37.8 degrees centigrade) unless this limit is modified by an industrial wastewater discharge permit;
  9. Any trucked or hauled contaminants, such as holding or septic tank wastewater or any nondomestic sources, except such wastewater received at designated locations under City contract or permit in accordance with any other applicable requirements of this chapter or rules adopted hereafter;
  10. Any substance with excessive color as determined by the Director, which is not removed in the treatment process;
  11. Any batch discharges that have not received written permission of the Director (batch discharges shall comply with all other requirements of this chapter and rules adopted hereafter);
  12. Any substance which may cause the Municipal Sanitary Sewer System effluent or treatment residues, sludges or sludge products, or scums, to be unsuitable for reclamation and/or reuse or which interferes with the reclamation process. In no event shall a substance discharged to the Municipal Sanitary Sewer System cause the City to be in noncompliance with sludge use or disposal criteria, guidelines or regulations developed under the Clean Water Act 42 USC 1857; any criteria, guidelines or regulations affecting sludge use or disposal developed pursuant to the Solid Waste Disposal Act (42 USC §6901), , the Toxic Substance Control Act (15 USC §2601), or any other federal or state statute, regulation or standard applicable to the sludge management method being used, or any amendments thereto;
  13. Noncontact cooling water, except as provided in TMC 12.08.080 following issuance of an NPDES permit by the Washington State Department of Ecology;
  14. Any substance which may cause the treatment facilities of the Municipal Sanitary Sewer System to be overloaded or cause excessive City collection or treatment costs, or may use a disproportionate share of the Municipal Sanitary Sewer System or of its treatment facilities;
  15. Any slug load;
  16. Any substance that causes the City to violate the terms of its NPDES permit(s);
  17. Any substance which would be designated as a dangerous waste in accordance with Chapter 173-303 WAC, unless authorized by an industrial wastewater discharge permit issued in accordance with the requirements of TMC 12.08.140.
- (Ord. 27978 Ex. A; passed Apr. 26, 2011: Ord. 27538 § 3; passed Oct. 24, 2006: Ord. 25802 § 4; passed Dec. 5, 1995: Ord. 25587 § 4; passed Sept. 20, 1994: Ord. 24879 § 2; passed May 21, 1991: Ord. 23240 § 1; passed Aug. 28, 1984)

**12.08.030 Prohibitions on storm drainage, ground water and unpolluted water – Sanitary.**

Stormwater, groundwater, subsurface drainage, yard drainage, roof drainage, or unpolluted water, including, but not limited to, cooling water or process water, shall not be discharged through direct or indirect connection to any sanitary sewer unless approved by the Director. The Director may, but shall not be required to, approve such discharge only when no reasonable alternative method of disposal is available. If approval is granted for the discharge of such water into a sanitary sewer, the user shall pay the applicable charges and fees and meet such other conditions as required from time to time by the Director.

(Ord. 27978 Ex. A; passed Apr. 26, 2011: Ord. 27948 Ex. B; passed Nov. 16, 2010: Ord. 27857 Ex. A; passed Dec. 8, 2009: Ord. 27003 § 4; passed Nov. 19, 2002: Ord. 25587 § 5; passed Sept. 20, 1994: Ord. 23240 § 1; passed Aug. 28, 1984)

**12.08.040 Limitations on wastewater strength.**

A. Maximum Daily Limits. No person shall discharge wastewater into the Municipal Sanitary Sewer System containing a daily maximum concentration greater than:

- 0.1 mg/l arsenic, total
- 0.25 mg/l cadmium, total
- 0.25 mg/l chromium, hexavalent
- 1.0 mg/l chromium, total
- 1.0 mg/l copper, total
- 0.2 mg/l free cyanide
- 0.64 mg/l total cyanide

- 0.4 mg/l lead, total
- 0.05 mg/l mercury, total
- 1.0 mg/l molybdenum, total
- 1.0 mg/l nickel, total
- 0.1 mg/l selenium, total
- 0.2 mg/l silver, total
- 2.0 mg/l zinc, total
- 50 mg/l petroleum hydrocarbons (silica gel treated-hexane extractable material, SGT-HEM)

The above limits apply at the point where the wastewater is discharged to the Municipal Sanitary Sewer System (end of pipe). All concentrations for metallic substances are for “total” metal unless otherwise indicated. Where a user is subject to a National Categorical Pretreatment Standard and a local limit for a given pollutant, the more stringent limit or applicable National Pretreatment Standard shall apply. The daily maximum is defined as the arithmetic mean of the pollutant concentration calculated from all measurements taken that day.

B. Alternate Standards. The City reserves the right to establish, by ordinance or in wastewater discharge permits, alternate standards or requirements on discharges to the Municipal Sanitary Sewer System for specific user groups. Such alternate standards or requirements shall be based upon, but not limited to, an analysis of available treatment technology, potential economic impacts, and potential impacts to the POTW.

C. Dilution. No discharger shall increase the use of potable or process water in any way, nor mix separate waste streams for the purpose of diluting a discharge as a partial or complete substitute for adequate treatment to achieve compliance with the standards set forth in this chapter.

D. Maintenance. It shall be the responsibility of the owners of all pretreatment devices, including but not limited to, grease traps, grease interceptors, sand/oil interceptors (oil/water separators), and other approved systems, to properly operate and maintain such systems and devices to prevent interference, excessive discharge, slug load, restricted flow, or pass through of any contaminants discharged to the POTW. Maintenance and disposal records shall be kept on site for inspection by the Director.

1. Proper maintenance of pretreatment devices shall mean, at a minimum:

- a. For grease traps: unless otherwise approved by the Director, grease traps must be cleaned when the total accumulation of surface fats/oils/greases (including floating solids) and settled solids reaches 25 percent of the grease traps overall liquid depth.
- b. For grease interceptors: unless otherwise approved by the Director, grease interceptors must be cleaned when the total accumulation of surface fats/oils/greases (including floating solids) and settled solids reaches 25 percent of the volume of any chamber of the grease interceptor.
- c. For sand/oil interceptors: unless otherwise approved by the Director, the interceptor shall be inspected monthly and cleaned if any of the following conditions are present: (1) sludge accumulation => 20 percent capacity of any chamber, (2) oil accumulation => 2 inches, (3) coalescing media plugged, (4) visible sheen on interceptor discharge or, (5) sample results exceed limits in this section.
- d. Other approved devices: maintenance of other pretreatment devices shall be conducted in accordance with the manufacturer’s specifications for such device and/or Engineering Report and/or Operation/Maintenance Manual approved by the City’s Pretreatment Program staff.

(Ord. 27978 Ex. A; passed Apr. 26, 2011: Ord. 27285 § 3; passed Nov. 2, 2004: Ord. 26888 § 1; passed Dec. 4, 2001: Ord. 25587 § 6; passed Sept. 20, 1994: Ord. 24879 § 3; passed May 21, 1991: Ord. 24049 § 1; passed Mar. 29, 1988: Ord. 23240 § 1; passed Aug. 28, 1984)

#### **12.08.050 Limitations on radioactive wastes.**

No person shall discharge or cause to be discharged, any radioactive waste into the Municipal Sewer System except when that person is authorized to use those radioactive materials by the State Department of Health or other governmental agency empowered to regulate radioactive materials.

(Ord. 27978 Ex. A; passed Apr. 26, 2011: Ord. 23240 § 1; passed Aug. 28, 1984)

**12.08.060 Limitations on the use of garbage grinders.**

Food waste from garbage grinders discharged into the Municipal Sanitary Sewer System shall be properly shredded so that 100 percent will pass a 3/8-inch sieve and 75 percent will pass a 1/4-inch sieve. Persons engaged in the wholesale/retail sale of raw produce shall be limited to one grinder having a prime motor not exceeding five horsepower for the processing of raw produce waste. No discharge permitted by this section may contain plastic, paper products, inert material, garden refuse, or other material prohibited by this chapter.

(Ord. 25587 § 7; passed Sept. 20, 1994: Ord. 24307 § 1; passed Mar. 7, 1989: Ord. 23240 § 1; passed Aug. 28, 1984)

**12.08.070 Limitations on point of discharge.**

Unless authorized by the Director, no person shall discharge any substances directly into a manhole or other opening in the Municipal Sanitary Sewer System other than through an approved building sewer. If such authorization is issued for such direct discharge, the user shall pay the applicable charges and fees and shall meet such other conditions as required by the Director.

(Ord. 25587 § 8; passed Sept. 20, 1994: Ord. 24879 § 4; passed May 21, 1991: Ord. 23240 § 1; passed Aug. 28, 1984)

**12.08.080 Prohibited, allowable, and conditional discharges – Storm.**

A. Prohibited Discharges. No person shall throw, drain, spill, or otherwise discharge, cause, or allow others under its control to throw, drain, spill, or otherwise discharge in the municipal storm drain system and/or surface and ground waters any materials other than stormwater. Examples of prohibited discharges are discharges that are contaminated with the following pollutants:

1. Petroleum products including, but not limited to, oil, gasoline, grease, fuel oil, and heating oil;
2. Antifreeze and other automotive products;
3. Metals in either particulate or dissolved form;
4. Flammable or explosive materials;
5. Radioactive material;
6. Batteries;
7. Acids, alkalis, or bases;
8. Paints, stains, resins, lacquers, or varnishes;
9. Degreasers and/or solvents;
10. Drain cleaners;
11. Pesticides, herbicides, or fertilizers;
12. Soaps, detergents, or ammonia;
13. Steam-cleaning wastes;
14. Swimming pool or spa filter backwash;
15. Chlorine, bromine, or other disinfectants;
16. Heated water;
17. Domestic animal wastes;
18. Sewage;
19. Recreational vehicle waste;
20. Animal carcasses;
21. Food wastes or products, trash, or debris not otherwise enumerated in this section;
22. Bark and other fibrous materials;
23. Lawn clippings, leaves, or branches;
24. Silt, sediment, concrete, cement, gravel, asphalt, or construction materials;

25. Chemicals not normally found in uncontaminated water;
26. Any other process-associated discharge, except as otherwise allowed in this section;
27. Any other material that is regulated as a hazardous substance or hazardous or dangerous waste by federal, state, or local laws and regulations.

B. Allowable Discharges. The following types of discharges shall not be considered prohibited discharges for the purposes of this chapter unless the Director determines that the type of discharge, whether singly or in combination with others, is causing or is likely to cause pollution of surface water or ground water:

1. Diverted stream flows;
2. Rising ground waters;
3. Uncontaminated ground water infiltration- as defined in 40 CFR 35.2005(20);
4. Uncontaminated pumped ground water;
5. Foundation drains;
6. Air conditioner condensation;
7. Irrigation water from agricultural sources that is commingled with urban stormwater;
8. Springs;
9. Uncontaminated water from crawl space pumps;
10. Footing drains;
11. Flows from riparian habitats and wetlands;
12. Discharges from emergency fire fighting activities.

C. Conditional Discharges. The following types of discharges shall not be considered illicit discharges for the purposes of this chapter if they meet the stated conditions, unless the Director determines that the type of discharge, whether singly or in combination with others, is causing or is likely to cause pollution of surface water or ground water:

1. Potable water, including water from water line flushing, hyperchlorinated water line flushing, fire hydrant system flushing, and pipeline hydrostatic test water. Planned discharges shall be dechlorinated to a concentration of 0.1 ppm or less, pH-adjusted if necessary, and in volumes and velocities controlled to prevent resuspension of sediments in the stormwater system. In all cases, the receiving storm pipe shall be monitored for the duration of the discharge to maintain half the full pipe flow rate.
2. Lawn watering and other irrigation runoff are permitted but shall be minimized.
3. Dechlorinated swimming pool discharges. These discharges shall be dechlorinated to a concentration of 0.1 ppm or less, pH-adjusted and re-oxygenated if necessary and in volumes and velocities controlled to prevent resuspension of sediments in the stormwater system.
4. Street and sidewalk wash water, water used to control dust, and routine external building wash down that does not use detergents are permitted if the amount of street wash and dust control water used is minimized. At active construction sites, street sweeping must be performed prior to washing the street.
5. Non-stormwater discharges covered by another NPDES permit, provided, that the discharge is in full compliance with all requirements of the permit, waiver, or order and other applicable laws and regulations and, provided that, written approval has been granted for any discharge to the storm drain system.
6. Other non-stormwater discharges. The discharges shall be in compliance with the requirements of a stormwater pollution prevention plan (SWPPP) reviewed and approved by the Director which address control of such discharges by applying AKART to prevent contaminants from entering surface or ground water. Special approved discharges may be allowable in accordance with TMC 12.08.365.B.
7. All applicable fees as set forth in this section shall be paid.

D. System Overburden. This section shall not be construed to limit in any way the City's ability to deny permission to discharge waters into storm drains when additional waters would overburden City storm systems.

E. Prohibition of Illicit Connections. The construction, use, maintenance, or continued existence of illicit connections to the storm drain system is prohibited, regardless whether such connection was lawful at the time it was made. A person is



considered to be in violation of this chapter if the person connects a line conveying sewage or any of the substances enumerated in TMC 12.08.020 and TMC 12.08.040 through TMC 12.08.060, as well as this section, to the storm drain system, or allows such a connection to continue.

F. It shall be a violation of this chapter for any person to cause “track out” materials to be deposited on paved public streets or alleys within the City of Tacoma when there is a potential for such materials to be carried by runoff for collection by the municipal storm drain system.

G. Illicit discharges to the City storm drains, receiving waters, or ground waters within Tacoma city limits are prohibited and are subject to all penalties prescribed by this chapter.

(Ord. 28330 Ex. D; passed Nov. 24, 2015; Ord. 28128 Ex. A; passed Feb. 12, 2012; Ord. 27978 Ex. A; passed Apr. 26, 2011; Ord. 27538 § 4; passed Oct. 24, 2006; Ord. 27003 § 5; passed Nov. 19, 2002; Ord. 25802 § 5; passed Dec. 5, 1995; Ord. 25587 § 9; passed Sept. 20, 1994; Ord. 25317 § 1; passed Jun. 8, 1993; Ord. 23240 § 1; passed Aug. 28, 1984)

### **12.08.090 Stormwater program requirements.**

A. Pursuant to the terms of its NPDES Phase I Municipal Stormwater Permit, the City of Tacoma has implemented a stormwater management program that includes the use of the SWMM. The Director of the Environmental Services Department is authorized to enforce the provisions of the stormwater management program through reasonable rules and administrative procedures, pursuant to TMC 12.08.007.

B. The following activities are regulated through the stormwater management program under this chapter:

1. Discharges to the City of Tacoma stormwater drainage system, either directly or indirectly, or to receiving waters within Tacoma city limits, either directly or indirectly.

2. Stormwater maintenance activities that discharge, either directly or indirectly, to the City of Tacoma stormwater drainage system or that discharge to receiving waters within Tacoma city limits, either directly or indirectly.

C. Minimum Source Control Requirements for Existing Discharges. Source Controls shall be implemented by all property owners, residents, businesses, and public entities engaged in pollution generating activities.

1. If the Director determines that discharges from a property or right-of-way cause or contribute to an illicit discharge, a nuisance, a threat to public health and safety, or a violation of the City’s municipal stormwater NPDES permit or this chapter, the Director shall require the responsible party to implement and maintain operational BMPs in accordance with Volume 4 of the SWMM.

2. The Director may also require persons responsible for “track-out” conditions on paved public streets or alleys to implement and maintain operational BMPs in accordance with Volume 4 of the SWMM to prevent polluted matter from entering the municipal storm drain system. If the Director determines that the discharges causing or contributing to the problem cannot be adequately addressed by operational BMPs, the Director may require the responsible party to undertake more stringent or additional BMPs, which may include structural BMPs or other actions necessary to cease causing or contributing to the problem or violation.

3. Source control activities shall be implemented to the extent necessary to prevent prohibited discharges, as described in TMC 12.08.080, and to prevent contaminants from coming in contact with stormwater. Source control actions include, but are not limited to, segregating or isolating wastes to prevent contact with stormwater; enclosing, covering, or containing the activity to prevent contact with stormwater; developing and implementing inspection and maintenance programs; sweeping; and taking management actions, such as training employees on pollution prevention.

4. Spill prevention shall be required for all businesses and public entities, as defined in rules promulgated by the Director. Minimum requirements for spill prevention shall include developing and implementing plans and procedures to prevent spills and other accidental releases of materials that may contaminate stormwater. This requirement may be satisfied by a Stormwater Pollution Prevention Plan prepared in compliance with an NPDES stormwater permit for the site; the implementation of procedures for immediate containment and other appropriate action regarding spills and other accidental releases to prevent contamination of stormwater; providing necessary containment and response equipment on-site; and training of personnel regarding procedures and equipment to be used.

D. Minimum Requirements for New Development and Redevelopment. New development and redevelopment activities that meet or exceed the thresholds outlined in Volume 1 of the SWMM shall comply with the following Minimum Requirements, in accordance with the City’s NPDES Phase I Municipal Stormwater Permit and in accordance with the requirements of the SWMM.

In addition, performance bonding and/or other appropriate financial security may be required for all projects to ensure timely and proper completion of improvement, to ensure compliance with the Minimum Requirements of this chapter, or to warranty materials, workmanship, and performance of design.

1. Preparation of a Stormwater Site Plan. All projects shall prepare a stormwater site plan for review and approval by the Director in accordance with the applicable provisions of the SWMM.

2. Construction Stormwater Pollution Prevention Plan (“SWPPP”). All new development and redevelopment projects are responsible for preventing erosion and discharge of sediment and other pollutants into receiving waters. A SWPPP shall be required in accordance with the applicable provisions of the SWMM. The SWPPP shall be designed to comply with the requirements and purposes of the SWMM and this section. Seasonal Work Limitations – From October 1 through April 30, clearing, grading, and other soil disturbing activities may only be authorized by the Permittee if silt laden runoff will be prevented from leaving the site through a combination of the following:

- a. Site conditions including existing vegetative coverage, slope, soil type, and proximity to receiving waters; and
- b. Limitations on activities and the extent of disturbed areas; and
- c. Proposed erosion and sediment control measures.

Based on the information provided and/or local weather conditions, the seasonal work limitations on site disturbance may be expanded or restricted.

3. Source Control of Pollution. All known, available and reasonable source control BMPs are required for all projects approved by the City. Source control BMPs shall be selected, designed, applied, and maintained in accordance with the SWMM.

4. Preservation of Natural Drainage Systems and Outfalls. Natural drainage patterns shall be maintained, and discharges from the site shall occur at the natural location to the maximum extent practicable. The manner by which runoff is discharged from the project site must not cause a significant adverse impact to downstream receiving waters and down gradient properties. All outfalls require energy dissipation.

5. Onsite Stormwater Management. Onsite Stormwater Management BMPs to infiltrate, disperse, and retain stormwater runoff onsite to the maximum extent feasible without causing flooding, erosion, water quality or groundwater impacts shall be required. Onsite Stormwater Management BMPs shall be designed to comply with the requirements and purposes of the SWMM and this section.

6. Water Quality Treatment. All projects that meet the thresholds for runoff treatment in Volume 1 of the SWMM shall provide Water Quality Treatment in accordance with the SWMM. Water Quality Treatment BMPs shall be designed to comply with the requirements and purposes of the SWMM and this section.

7. Flow Control. All projects that meet the thresholds and applicability for flow control in Volume 1 of the SWMM shall provide flow control in accordance with the SWMM and this section.

8. Wetlands Protection. All projects that meet the thresholds for wetlands protection in Volume 1 of the SWMM and directly or indirectly discharge to wetlands shall provide wetlands protection in accordance with the SWMM and this section. Wetlands are also regulated by Chapter 13.11 of the Tacoma Municipal Code. The most protective requirements of either TMC Section 12.08.090 or TMC Chapter 13.11 shall be applied.

9. Operations and Maintenance. An operation and maintenance manual (O&M manual) consistent with the SWMM shall be provided for all proposed stormwater facilities and BMPs and the party, or parties, responsible for operation and maintenance shall be identified in the O&M Manual. For private facilities, a copy of the O&M manual shall be retained onsite or within reasonable access to the site, shall be referenced in real property records filed with the Pierce County Auditor, and shall be transferred with the property to the new owner. For public facilities, a copy of the O&M manual shall be retained in the appropriate department. A log of maintenance activity that indicates what actions were taken shall be kept and be available for inspection by the City.

10. Offsite Analysis and Mitigation. All projects shall include an analysis of offsite water quality and quantity impacts resulting from the project and shall mitigate these impacts as required by the SWMM. The analysis shall extend a minimum of one-fourth of a mile downstream from the project. The Director may require that the analysis be extended further if deemed necessary. The type of analysis shall be as required by the SWMM based on project impacts.

E. Stormwater Maintenance Activities. Maintenance of all storm drainage facilities or controls shall be required in accordance with the SWMM. The proper maintenance of these controls or facilities is essential for the protection of the City’s municipal storm drainage system and the environment. Storm drainage controls or facilities are either privately or publicly owned and

maintained. All storm drainage facilities that serve commercial and industrial sites are private. Storm drainage facilities or controls that are privately owned by a homeowner’s association or similar organization also are private.

1. Maintenance and Inspection. All privately owned storm drainage facilities or controls shall be maintained by the owner, or the homeowner and/or owner association, if one is established as part of a residential or commercial development. All private storm drainage facilities shall be regularly inspected to ensure proper operation and monitored as required or as set forth in the SWMM or O&M Manual. The owner, or homeowner and/or owner association shall maintain records of inspection and maintenance, disposal receipts, and monitoring results. The records shall catalog the action taken, the person completing the action, the date said action was taken, how the action was completed, results of any monitoring effort, and any problems encountered or follow-up actions required. The records shall be made available to the City upon request. The owner, or homeowner and/or owner association shall maintain a copy of the Operations and Maintenance Manual on site, and shall make reference to such document in real property records filed with the Pierce County Auditor, so others who acquire real property served by the privately owned storm drainage facilities or controls are notified of their obligation to maintain such facilities or controls.

2. City Inspection. The regular inspection of privately owned stormwater facilities or BMPs is essential to ensure proper operation of the City’s municipal storm drainage system and prevent potential impacts to the environment. The City shall have the right to enter the property to regularly inspect all private stormwater facilities to ensure they are properly operating and are being properly maintained.

F. Requirement to Report Spills, Releases, or Illicit Discharges. A responsible party shall report to the Environmental Services Department any spill, release, illicit discharge, or other incident causing a discharge that has contributed or is likely to contribute pollutants to the Municipal Sewer System or receiving water immediately, but no later than twenty-four (24) hours after first becoming aware of such event. Spills shall be reported to the Environmental Services Department. This reporting requirement is in addition to any other reporting requirement imposed, pursuant to federal, state, or local laws and regulations.

(Ord. 28330 Ex. D; passed Nov. 24, 2015; Ord. 28093 Ex. E; passed Oct. 16, 2012; Ord. 27978 Ex. A; passed Apr. 26, 2011; Ord. 27538 § 5; passed Oct. 24, 2006; Ord. 27285 § 4; passed Nov. 2, 2004; Ord. 27003 § 6; passed Nov. 19, 2002)

**12.08.095 Exceptions procedure.**

A. General. Requests for exceptions from the requirements of TMC 12.08.090 may be made according to the requirements of the SWMM and this section. An exception may be requested to allow a waiver, a reduction or modification of a requirement, or to permit an alternative requirement. Any such request must be made in writing and, at a minimum, contain the information outlined in the Exceptions Section of Volume 1 of the SWMM. The Director shall approve or deny such requests in writing and shall only approve an exception to the extent it is necessary to meet the criteria set forth in this section. An applicant is not entitled to an exception, whether or not the criteria for approval of an exception are met. The Director may require the applicant to submit a Washington State licensed engineer’s report or analysis with a request for an exception. As a condition of approving an exception, the Director may impose new or additional requirements to offset or mitigate harm that may be caused by approving the exception.

B. Exception Criteria. Exceptions must meet the following criteria:

1. Application of the Minimum Requirement(s) would impose a severe and unexpected economic hardship; and
2. The exception will not increase risk to the public health and welfare, nor be injurious to other properties in the vicinity and/or downstream, and to the quality of waters of the state; and
3. The exception is the least possible exception that could be granted to comply with the intent of the Minimum Requirements.

C. The approval of an exception shall not be construed to be an approval of any violation of any of the other provisions of this chapter nor approval of any violation of any other ordinance of the City nor approval of any violation of any other valid law of any governmental entity having jurisdiction. The approval of plans, specifications, and calculations for an exception shall not prevent the Director from thereafter requiring the correction of errors in such plans, specifications, or other data, or from preventing operations being carried on thereunder when in violation of this chapter, or any other ordinance of the City.

D. The following public notice requirements apply whenever a request for an exception to the Minimum Requirements contained in TMC 12.08.090.D (“Request”) is received by the City:

1. Public notice (“Notice”) shall be made to inform the public about the contents of the Request and the Director’s decision to grant or deny it. Notice of the Request and the Director’s decision to grant or deny the Request may be combined.
2. The Notice shall be published, at the requester’s cost, in the City’s newspaper of record and a local newspaper of general circulation within Tacoma. The Notice shall also be published on the surface water section of the City’s website.



3. The Notice shall include: (i) a brief description of the Request; (ii) a brief description of the Director's decision to grant the Request and the reasons supporting the decision, or a statement that the Request is denied; (iii) where the Request and the Director's decision to grant or deny the Request can be reviewed; and (iv) the name and contact information of a City employee who can answer questions regarding the Request.

4. The City shall provide a hardcopy of the Director's decision to grant or deny a Request to the requester. The Director's decision to approve or deny a Request shall include a reference to the procedures in TMC 12.08.678 for contesting such decision.

E. Appeals to the Hearing Examiner. Appeals of the Director's decision on Request for an exception shall be made to the Hearing Examiner in accordance with TMC 12.08.678.

(Ord. 28330 Ex. D; passed Nov. 24, 2015: Ord. 27978 Ex. A; passed Apr. 26, 2011: Ord. 27749 Ex. A; passed Oct. 21, 2008: Ord. 27538 § 6; passed Oct. 24, 2006: Ord. 27003 § 7; passed Nov. 19, 2002)

#### **12.08.100 Sampling and testing of wastewater.**

Authorized City representatives, bearing proper credentials and identification shall be permitted to enter upon any and all premises at all reasonable times for the purpose of inspection, observation, records examination and copying, measurement, sampling, and testing of wastewater (including storm or surface water) in accordance with the provisions of this chapter.

(Ord. 27538 § 7; passed Oct. 24, 2006: Ord. 25587 § 11; passed Sept. 20, 1994: Ord. 24879 § 6; passed May 21, 1991: Ord. 23240 § 1; passed Aug. 28, 1984.)

#### **12.08.130 Pretreatment of commercial and/or industrial wastewater.**

The industrial wastewater pretreatment requirements of this chapter shall apply to all users of the POTW, including those dischargers located outside the political boundary of the City. This chapter authorizes the issuance of wastewater discharge permits; authorizes monitoring, compliance, and enforcement activities; establishes administrative review procedures; and requires user reporting. State requirements and limitations on discharges to the POTW shall be met by all users which are subject to such standards in any instance in which they are more stringent than federal requirements and limitations, or those in this chapter or other applicable ordinance.

A. If, as determined by the Director, treatment facilities, operational changes or process modifications at a commercial and/or industrial dischargers facility are needed to comply with any requirements under this chapter or are necessary to meet any applicable state or federal requirements, the Director may require that such facilities be constructed or modified or changed to bring effluent into compliance in the shortest feasible time. All reasonable and economically achievable treatment shall be required to meet discharge limitations and requirements.

B. Any requirement provided for or authorized pursuant to this chapter may be incorporated as a part of an industrial wastewater discharge permit issued under TMC 12.08.140 or any other enforcement document and made a condition of issuance of such permit or made a condition of the acceptance of the wastewater from such facility.

C. Plans, specifications, engineering calculations, and other information relating to the construction or installation of pretreatment facilities required by the Director under this chapter shall be submitted to the Director. All such plans and specifications shall be prepared under the supervision of a professional engineer licensed in accordance with Chapter 18.43 RCW and in accordance with the requirements for approval of industrial wastewater facilities contained in Chapter 173-240 WAC. All copies of these documents submitted for review shall bear the seal of the professional engineer under whose supervision the documents were prepared. No construction or installation shall begin until written approval of the plans and specifications has been given by the City.

D. The approval of plans, specifications, and calculations shall not be construed to be an approval of any violation of any of the provisions of this chapter, nor approval of any violation of any other ordinance of the City of Tacoma, nor approval of any violation of any other valid law of any governmental entity having jurisdiction. An approval shall be invalid if that approval presumes to give authority to violate or cancel the provisions of any valid law. The approval of plans, specifications, and calculations shall not prevent the Director from thereafter requiring the correction of errors in such plans, specifications, or other data, or from preventing operations being carried on thereunder when in violation of this chapter, or any other ordinance of the City of Tacoma.

(Ord. 27978 Ex. A; passed Apr. 26, 2011: Ord. 27538 § 8; passed Oct. 24, 2006: Ord. 27285 § 5; passed Nov. 2, 2004: Ord. 25802 § 6; passed Dec. 5, 1995: Ord. 25587 § 12; passed Sept. 20, 1994: Ord. 24879 § 7; passed May 21, 1991: Ord. 23240 § 1; passed Aug. 28, 1984)

**12.08.140 Industrial wastewater discharge permits.**

A. General. All nondomestic users must notify the Director by completing and submitting a survey to the Environmental Services Department - Science & Engineering Division whenever they intend to connect to the POTW or modify or increase any nondomestic wastestream. The Director may condition or deny any and all waters discharged to the POTW, and may require all information necessary to determine whether a discharger is a significant industrial user (SIU). All significant industrial users, as determined by the Director, that propose to connect to or to discharge sewage, industrial wastes and other wastes to the Municipal Sanitary Sewer System, or propose to change processes which might reasonably be expected to increase the volume and/or concentration of pollutants in the wastestream, shall obtain a wastewater discharge permit before connecting to or discharging to the system or significantly modifying or increasing their wastestreams.

B. Permit Application - Industrial Users Subject to Newly Promulgated Categorical Pretreatment Standards. Any industrial user that was discharging, or was scheduled to discharge, wastewater into the POTW prior to the effective date of the ordinance codified in this chapter, and is subject to a categorical pretreatment standard that was promulgated by the United States Environmental Protection Agency after the effective date of the ordinance codified in this chapter, shall within 180 days after the effective date of such newly promulgated categorical pretreatment standard submit to the City a wastewater discharge permit application. The permit application shall contain information identified in TMC 12.08.140.E.1 through 8. When completed in accordance with 40 CFR Part 403.12(b), such application may be considered the user's baseline monitoring report (BMR).

C. New Sources and New Users. At least 90 days prior to commencement of discharge, new sources subject to categorical pretreatment standards issued by the United States Environmental Protection Agency, and new users determined to be SIUs shall submit to the City a permit application. The permit application shall contain the information identified in TMC 12.08.140.E.1 through 5. New sources and new users shall give estimates of the information described in TMC 12.08.140.E.1 through 5. New sources and new users determined to be SIUs shall also include in their application such information that adequately describes the method of pretreatment the user will use to meet applicable pretreatment standards. No wastewater discharge permit shall be issued unless and until all required information has been provided.

D. Permit Application - Existing Significant Industrial Users. Any SIU that was discharging wastewater into the POTW prior to the effective date of the ordinance codified in this chapter shall comply with the reapplication requirements of TMC 12.08.210. Upon determination by the Director that any existing user qualifies as a significant industrial user, that existing user shall submit a permit application within 90 days of notification; provided, that the Director determines that such continued discharge is not reasonably expected to violate any applicable pretreatment standard or requirement.

E. Information Required in Permit Applications.

1. Identifying Information. The user shall submit the name and address of the facility including the name of the operator and owner(s).
2. Permits. The user shall submit a list of any environmental control permits either applied for or held by or for the facility.
3. Description of Operations. The user shall submit a brief description of the nature, average rate of production, and Standard Industrial Classification of the operations(s) carried out by such industrial user. This description should include a schematic process diagram which indicates points of discharge to the Municipal Sanitary Sewer System from the regulated processes.
4. Flow Measurement. The user shall submit information showing the measured average daily and maximum daily flow, in gallons per day, to the Municipal Sanitary Sewer System from each of the following:
  - a. Regulated process streams;
  - b. Other streams as necessary to allow use of the combined wastestream formula of 40 CFR 403.6(e); and
  - c. Total process flow, wastewater treatment plant flow, total plant flow or individual manufacturing process flow as required by the Director.

The Director may allow for verifiable estimates of the flows where justified by cost or feasibility considerations.

5. Measurement of Pollutants. The user shall identify the pretreatment standards applicable to each regulated or other process wastestream as determined by the Director, perform sampling and report the results in accordance with the requirements of the industrial wastewater discharge permit application as applicable. All analysis shall be performed by a certified laboratory, in accordance with the provisions of WAC 173-216-125.

a. For baseline and periodic monitoring reports from users, the following requirements shall apply, unless the Director finds they are not necessary to obtain representative results: if pH, cyanide, total phenols, oil and grease, sulfide, or volatile organics are to be sampled, then at least four grab samples shall be taken of these pollutants. All other pollutants must be measured by flow proportional composite samples unless the Director finds that such measurements are not feasible. If the Director finds

that such measurements are not feasible, then a time-based or composite of four grab samples shall be taken. For all other users, the user shall take a minimum of one representative sample to compile that data necessary to comply with the permit application requirements.

b. Samples shall be taken immediately downstream from pretreatment facilities if such exist or immediately downstream from the regulated processes if no pretreatment exists. The user shall measure the flows and concentrations necessary to allow use of the combined wastestream formula if other wastewaters are mixed with the regulated wastewater prior to pretreatment. Measurements shall be representative of daily operations. Both daily maximum and average concentrations (where determined) shall be reported.

c. Sampling and analysis shall be performed in accordance with the techniques prescribed in 40 CFR Part 136 as amended.

d. The Director may allow the submission of a baseline report which utilizes only historical data so long as the data provides information sufficient to determine the need for industrial pretreatment measures. Such baseline report shall indicate the time, date and place of sampling, and methods of analysis, and shall certify that such sampling and analysis is representative of normal work cycles and expected pollutant discharges to the Municipal Sanitary Sewer System.

6. Certification. A statement, reviewed by a certified professional who is an authorized representative of the user, stating whether the user is meeting applicable pretreatment standards on a consistent basis, and, if not, whether additional pretreatment or operation and maintenance (O & M) is required for the user to meet the applicable pretreatment standards and requirements.

7. Compliance Schedule/Engineering Report. Where pretreatment and/or operation and maintenance activities will be required to comply with this chapter, or where a Discharger modifies, or proposes to construct or modify wastewater facilities, or in response to a compliance schedule ordered by the Director as a result of an incident or incidents of noncompliance, the Discharger shall provide an engineering report describing the action that must be taken to comply with this chapter.

a. The engineering report shall include a time schedule, showing the dates by which such action will be completed. The schedule shall indicate the dates by which major events will be completed leading to the construction and operation of additional pretreatment that is required for the discharger to comply with this chapter, including, but not limited to, dates relating to the retention of an engineer who is to design the improvements; the retention of other appropriate personnel; the completion of preliminary plans; the completion of construction documents; execution of a contract for major components; start of construction; and completion of construction. The date of final compliance shall not be extended beyond the final compliance date established for the applicable pretreatment standard.

b. All such reports, plans, and specifications shall be prepared in accordance with the requirements of Chapter 173-240 WAC and under the supervision of a professional engineer, licensed in accordance with Chapter 18.43 RCW. All copies of these documents submitted for review shall bear the seal of the professional engineer under whose supervision the documents were prepared.

c. The discharger shall submit a copy of the engineering report to the Science & Engineering Division. Additional copies may be required by other federal, state, or local agencies that have jurisdiction. Approval from all agencies with jurisdiction shall be obtained prior to the construction or installation of any necessary facilities.

d. Under no circumstance shall the Director permit a time increment for any single step directed toward compliance which exceeds nine months.

e. Not later than 14 days following each milestone date in the schedule and the final date for compliance, the discharger shall submit a progress report to the Director, including, at a minimum, a statement as to whether or not it complied with the increment of progress represented by that milestone date and, if not, the date on which it expects to comply with this increment of progress, the reason for delay, and the steps being taken by the discharger to return the construction to the approved schedule. In no event shall more than nine months elapse between such progress reports to the Director.

8. Slug load Discharge Evaluation. The discharger shall evaluate their facility against the potential for slug load discharges from their industrial processes and submit such information with their permit application.F. Signatory Requirements. All permit applications and user reports must be signed by an authorized representative of the user and contain the following certification statement:

I certify under penalty of law that this document and all attachments were prepared under my direction or supervision in accordance with a system designed to assure that qualified personnel properly gather and evaluate the information submitted. Based on my inquiry of the person or persons who manage the system, or those persons directly responsible for gathering the information, the information submitted is, to the best of my knowledge and belief, true, accurate, and complete. I am aware that there are significant penalties for submitting false information, including the possibility of fine and imprisonment for knowing violations.

G. Public Notice. The Director will review the permit application and supporting data furnished by the discharger. The permit application and supporting data may be reviewed by other City departments or governmental agencies as determined by the Director, to verify compliance with applicable laws. If the Director finds that the data submitted is acceptable, then the Director shall direct the applicant to publish notice for each application; except, however, public notice requirements shall not apply to permit renewals if there are no increases in volume or changes in the characteristics of discharge beyond those previously authorized. Publication shall be at least once each week, for two consecutive weeks, in a newspaper of general circulation in Pierce County. The public notice shall be in a form provided by the Director, and shall include the following:

1. The name, address, and phone number of the office issuing the notice;
2. The name and address of the applicant, and if different, the name and address of the facility or activity to be permitted;
3. A brief description of the applicant's activities or operations which result in the discharge described in the application (e.g., steel manufacturing, chemical processing, etc.);
4. A brief description of the discharge point(s); and
5. The address and phone number of the office at which interested persons may obtain further information.

H. Public Comment. Public comment on permit applications will be accepted for a 30-day period following the second publication. If the Director determines that there is a significant public interest, then the Director shall require that a public hearing be held after the 30-day comment period, at a time and place deemed appropriate by the Director.

I. Permit Conditions. Following the public comment period, and following the public hearing if held, the Director shall issue a wastewater discharge permit if the Director finds that the permit application, specifications, and other data conform to the requirements of this chapter and other pertinent laws. Wastewater discharge permits shall specify applicable requirements of this chapter including, at a minimum, the following where applicable:

1. Effluent limits, including Best Management Practices. Limits based on applicable Pretreatment Standards in 40 CFR Part 403, including Categorical Pretreatment Standards, local limits, and state and local law for the average and maximum wastewater constituents and characteristics regulated by this chapter;
2. Limits on average and maximum rate and time of discharge, equivalent mass, or concentration limits for a pollutant as allowed by 40 CFR Part 403 and appropriate to the discharge and/or requirements for flow regulations and equalization;
3. Requirements for installation and maintenance of inspection and sampling facilities;
4. General conditions under which permittees will monitor their wastewater for compliance including, but not limited to, sampling locations, frequency and number of sampling events, sampling parameters, testing standards, sample handling, taking representative samples, and reporting requirements;
5. Requirements for all analysis to be performed by registered and accredited laboratories in accordance with State regulation, WAC 173-216-125;
6. Compliance schedules;
7. Requirements for submission of special technical reports or discharge reports where same differ from those prescribed by this chapter;
8. Notification procedures;
9. Recordkeeping requirements;
10. Accidental Spill Prevention Plan. If determined to be necessary by the Director, an Accidental Spill Prevention Plan (ASPP) shall contain policies and procedures to ensure that the user prevents or mitigates the effects of slug load discharges. All users shall fully implement such plans and immediately notify the Science & Engineering Division when any changes to a facility or its industrial process pose potential slug load risks not previously addressed in the facility's existing slug control plan;
11. Permit duration;
12. Permit transfer limitations;
13. A statement of applicable civil and criminal penalties; and
14. Signatory requirements.

J. Permit Modifications. The Director may amend any wastewater discharge permit issued hereunder in order to assure compliance by the City with applicable laws and regulations or for other good cause. As used in this section, the term "good cause" shall include but not be limited to, the following:

1. To incorporate any new or revised federal, state, or local pretreatment standards or requirements;
2. To address significant alterations or additions to the user's operation, processes, or wastewater volume or character since the time of wastewater discharge permit issuance;
3. A change in the POTW that requires either a temporary or permanent reduction or elimination of the authorized discharge;
4. Information indicating that the permitted discharge poses a threat to the POTW, personnel, or the receiving waters;
5. Violation of any terms or conditions of the wastewater discharge permit;
6. Misrepresentations or failure to fully disclose all relevant facts in the wastewater discharge permit application or in any required reporting;
7. Revision of or a grant of variance from categorical pretreatment standards pursuant to 40 CFR Part 403.13;
8. To correct typographical or other errors in the wastewater discharge permit; or
9. To reflect transfer of the facility ownership and/or operation to a new owner/operator.

Within nine months of the effective date of a National Categorical Pretreatment Standard, the wastewater discharge permit of each discharger subject to such standards shall be revised to require compliance with such standards within three years of the effective date of the standard, unless federal or state regulations require a shorter implementation period. All National Categorical Pretreatment Standards hereinafter adopted by the United States Environmental Protection Agency shall be by this reference included herein including mass or production based limits where appropriate.

- a. Where a discharger, subject to a National Categorical Pretreatment Standard has not previously submitted an application for a wastewater discharge permit as required by this chapter, then the discharger shall apply for a wastewater discharge permit within 180 days after the effective date of the applicable National Categorical Pretreatment Standard by the United States Environmental Protection Agency.
- b. A discharger with an existing wastewater discharge permit shall submit to the City within 180 days after the effective date of an applicable National Categorical Pretreatment Standard a certification as described in TMC 12.08.140.E.6, and a compliance schedule/engineering report as described in TMC 12.08.140.E.7.
- c. The discharger shall be informed of any permit modifications at least 30 days prior to the effective date of change. Any changes or new conditions in the permit shall include a reasonable time schedule for compliance; provided, however, that in all cases National Categorical Pretreatment Standards shall be met within three years of the effective date of the standard, unless federal or state regulations require a shorter implementation period.

**K. Validity of Permit.**

1. The issuance of a permit, or granting approval of plans, specifications, and computations, shall not be construed to be a permit for, or approval of, any violation of any of the provisions of this chapter, or any other applicable rule or regulation. Permits presuming to give authority to violate the provisions of this chapter shall not be valid.
2. Issuance of a wastewater permit shall not relieve the permittee from obtaining such additional permits as may be required by the City, or by other agencies having jurisdiction. In particular, construction permits must be obtained prior to the start of construction. In accordance with Chapter 173-240 WAC, prior to the construction or modification of industrial wastewater facilities, engineering reports and plans must be submitted to the Washington State Department of Ecology at least 30 days prior to the time approval is desired.
3. State requirements and limitations on discharges to the POTW shall be met by all users subject to such standards in all instances in which state standards are more stringent than either federal requirements, or the requirements stated in this chapter.

**L. Permit Duration.** All wastewater discharge permits shall be issued for a specified period of time not to exceed five years, subject to amendment or revocation as provided in this chapter. Under certain circumstances, a permit may be issued for a stated period less than five years.

**M. Permit Charges.** The City shall establish an annual charge for administering industrial wastewater discharge and industrial wastewater zero-discharge permits. Such charges are as follows:

Effective Date: January 1, 1997:

Industrial wastewater discharge permit: \$700.00/year.

Industrial wastewater zero-discharge permit: \$480.00/year.

Payment shall be made in a manner and at the frequency determined by the Director.



N. Limitations on Permit Transfer. Wastewater discharge permits are issued to a specific discharger for a specific operation and are not assignable to another discharger without the prior written approval of the Director, or transferable to any other location.

(Ord. 28093 Ex. E; passed Oct. 16, 2012: Ord. 27978 Ex. A; passed Apr. 26, 2011: Ord. 27538 § 9; passed Oct. 24, 2006: Ord. 26729 § 1; passed Nov. 7, 2000: Ord. 25979 § 1; passed Nov. 19, 1996: Ord. 25802 § 7; passed Dec. 5, 1995: Ord. 25587 § 13; passed Sept. 20, 1994: Ord. 24879 § 8; passed May 21, 1991: Ord. 23240 § 1; passed Aug. 28, 1984)

### **12.08.150 Reporting requirements for wastewater permittee.**

A. Compliance Date Report. Within 90 days following the date by which final compliance with applicable pretreatment standards must be met by a discharger as set forth in this chapter, or within 90 days after wastewater is first introduced into the POTW by a new source subject to the permit requirements of this chapter, such dischargers shall submit a report prepared under the supervision of a professional engineer, licensed in accordance with Chapter 18.83 RCW. The report shall state:

1. The nature and concentration of all regulated contaminants contained in the discharge;
2. The average and maximum daily flow in gallons, in accordance with TMC 12.08.140.E.4 through 6; and
3. Whether the applicable pretreatment standards or requirements are being met on a consistent basis. In the event the report concludes that the pretreatment standards are not being met on a consistent basis, the report shall state what additional operation and maintenance and/or pretreatment is necessary to bring the discharger into compliance with the applicable pretreatment standards and requirements. This statement shall be signed by an authorized representative of the discharger.

B. Periodic Compliance Reports - Dischargers Subject to an Applicable Pretreatment Standard and New Sources.

1. Any user subject to an applicable pretreatment standard, who is required to have a wastewater discharge permit and perform self-monitoring shall comply with all applicable requirements of 40 CFR Part 403.12, as may be amended, and as set forth in this chapter shall, after the compliance date of the applicable pretreatment standard, submit to the Science & Engineering Division a compliance report during the months of June and December unless required on another date or more frequently. The frequency of monitoring and reporting shall be prescribed within the user's wastewater discharge permit. New sources shall, after commencement of the discharge to the Municipal Sewer System, submit to the Science & Engineering Division a compliance report indicating the nature and concentration of regulated substances in the effluent which are limited by applicable Pretreatment Standards. Such reports shall include a record indicating the nature and concentration (and mass if specified in the user's wastewater discharge permit) of the pollutants in the effluent which are limited by such Pretreatment Standard. The report shall also include a record of measured or estimated average and maximum daily flows taken at the designated sampling locations and shall also include any additional information required by Chapter 12.08 TMC, and/or the user's wastewater discharge permit, including information necessary to determine whether the user is complying with Best Management Practices(s), required under the user's wastewater discharge permit. In cases where the Pretreatment Standard or wastewater discharge permit requires compliance with a Best Management Practice, the user shall submit documentation required by the Director or the Pretreatment Standard necessary to determine the compliance status of the user. Flows shall be reported on the basis of actual measurement, provided that, if the Director finds that the cost or feasibility of such actual measurements justify, then the Director may accept by prior authorization, reports of average and maximum flows estimated by verifiable techniques. Production data shall be reported if required by the wastewater discharge permit or if the user is subject to concentration limits established by unit production limits specified in the applicable categorical standards.

2. Reports submitted by permittees shall contain all results of sampling and analysis of the discharge performed in accordance with the requirements of 40 CFR Part 136 and amendments thereto, including the flow, nature, and concentration, or production and mass where required by the Director. Reports submitted by permittees shall also contain documentation regarding the permittee's compliance with required Best Management Practices. When sampling and analysis is performed for regulated pollutants for purposes of determining compliance, such sampling and analysis shall be conducted in accordance with 40 CFR Part 136 and shall be reported. The frequency of monitoring by the discharger shall be as prescribed in the wastewater discharge permit issued to the discharger. All analyses shall be performed in accordance with 40 CFR Part 136, which is incorporated herein as though fully set forth, including any amendments thereto. If 40 CFR Part 136 does not include a sampling or analytical technique for the contaminant to be tested, then sampling and analysis shall be performed in accordance with the procedures set forth in "Sampling and Analysis Procedures for Screening of Industrial Effluents for Priority Pollutants," April, 1977 ed., as published by the United States Environmental Protection Agency ("EPA"), together with any amendments thereto, or with any other sampling and analytical procedures approved by the EPA. Sampling and analysis that is performed for regulated pollutants for the purposes of determining compliance shall be conducted in accordance with 40 CFR Part 136. Any sampling and analysis that is conducted more frequently than required herein, and is performed in accordance with the provisions of 40 CFR Part 136, shall be reported.

C. Hazardous Waste Notification. In accordance with 40 CFR Part 403.12(p) Industrial User Hazardous Waste Notification Requirements, all users of the Municipal Sewer System must notify the Science & Engineering Division, the EPA Regional

Waste Management Division Director, and State hazardous waste authorities, in writing, of any discharge into the City's Municipal Sanitary Sewer System of a substance, which, if otherwise disposed of, would be a hazardous waste under 40 CFR Part 261. Additionally, notification shall be required for discharge of a substance, which, if otherwise disposed of, would be a dangerous waste under Chapter 173-303 WAC. Such notification shall include the name of the hazardous waste as set forth in 40 CFR Part 261, the EPA hazardous waste number, and the type of discharge (continuous, batch, or other). If the user discharges more than 100 kilograms of such waste per calendar month to the POTW, the notification shall also contain the following information to the extent it is known or readily available to the industrial user: an identification of the hazardous constituents contained in the wastes, an estimation of the mass and concentration of such constituents in the wastestream discharged during that calendar month, and an estimation of the mass of constituents in the wastestream expected to be discharged during the following 12 months.

These notification requirements do not apply to pollutants already reported under the self-monitoring requirements.

Whenever the EPA or Washington State Department of Ecology publishes final rules identifying additional hazardous or dangerous wastes or new characteristics of hazardous or dangerous waste, a user shall notify the Science & Engineering Division of the discharge of such a substance within 90 days of the effective date of such regulations.

D. Notification of Change in Production Levels. All users shall notify the Science & Engineering Division in advance of any change in the volume or character of pollutants in their discharge, including manufacturing process changes, pretreatment modifications, and the listed or characteristic hazardous wastes for which the user has submitted initial notification under 40 CFR Part 403.12(p). Where discharge permit limits incorporate concentration limits based upon production, the user shall notify the City within two calendar days after the user has a reasonable basis to know that the production level will significantly change within the next calendar month. Any user not providing a notice of such anticipated change will be required to comply with the concentration limits based upon the most recently approved estimate of the long term average production rate.

E. Notification of Potential Problems. Any user shall immediately notify the Science & Engineering Division upon becoming aware of any discharge that may adversely affect the POTW, including slug loads as defined in this chapter. The notification shall include the concentration, volume, corrective actions, and steps being taken to reduce any adverse impact; provided that the user's inability to provide this information shall not excuse the user from providing such information that the user does possess.

F. Notification of Noncompliance. If sampling performed by the user indicates that a violation of this chapter has occurred or is occurring, the user shall notify the Science & Engineering Division within 24 hours of becoming aware of the violation. If sampling performed by the City indicates that a violation of this chapter has occurred or is occurring, the City or the user, if so directed by the City, shall repeat the sampling within five days and submit the results of such analysis within 30 days of becoming aware of the violation, except that the user need not resample if:

1. The City performs sampling at the user's facility at a frequency of at least once per month; or
2. The City performs sampling at the facility between the time the user performs its initial sampling and the time the user receives the results of this sampling.

G. Notification of Changed Discharge. A user shall promptly notify the Science & Engineering Division before making any change which alters the slug load discharge control plan required by TMC 12.08.230 or any substantial change in the volume or character of pollutants in its discharge, including significant manufacturing process changes, pretreatment modifications, and the listed or characteristic hazardous wastes for which the user has submitted initial notification under 40 CFR Part 403.12(p).

H. Signatory Requirements. All user reports must be signed by an authorized representative of the user and contain the following certification statement:

I certify under penalty of law that this document and all attachments were prepared under my direction or supervision in accordance with a system designed to assure that qualified personnel properly gather and evaluate the information submitted. Based on my inquiry of the person or persons who manage the system, or those persons directly responsible for gathering the information, the information submitted is, to the best of my knowledge and belief, true, accurate, and complete. I am aware that there are significant penalties for submitting false information, including the possibility of fine and imprisonment for knowing violations.

(Ord. 27978 Ex. A; passed Apr. 26, 2011: Ord. 27538 § 10; passed Oct. 24, 2006: Ord. 27003 § 8; passed Nov. 19, 2002: Ord. 26729 § 2; passed Nov. 7, 2000: Ord. 25587 § 14; passed Sept. 20, 1994: Ord. 24879 § 9; passed May 21, 1991: Ord. 23240 § 1; passed Aug. 28, 1984)

**12.08.160 Wastewater monitoring facilities.**

A. Each discharger shall provide and operate, at the discharger's expense, a monitoring facility to allow inspection, sampling, and flow measurement of each sewer discharge to the sanitary sewer. Each monitoring facility shall be located on the discharger's premises; provided that where such a location would be impractical or cause undue hardship on the discharger, the Director may allow the facility to be constructed in the public street or sidewalk provided that the facility is located so that it will not be obstructed by landscaping or parked vehicles.

B. There shall be ample room in or near such sampling facility to allow accurate sampling and preparation of samples for analysis. The facility, sampling, and associated equipment shall be maintained at all times in a safe and proper operating condition by the discharger. All monitoring facilities shall be constructed and maintained in accordance with American Public Works Association Standard Specifications and with any City of Tacoma Supplement currently in effect. All devices used to measure wastewater flow and quality shall be calibrated in a manner and frequency by the discharger to ensure their accuracy. Construction shall be completed no later than 180 days of receipt of all necessary permits by the discharger, or within 200 days of the date the discharger was notified that the necessary permits were available for issuance, whichever shall result in the shortest period of time.

(Ord. 28128 Ex. A; passed Feb. 12, 2012; Ord. 27538 § 11; passed Oct. 24, 2006; Ord. 27003 § 9; passed Nov. 19, 2002; Ord. 25587 § 15; passed Sept. 20, 1994; Ord. 23240 § 1; passed Aug. 28, 1984)

**12.08.170 Confidential information.**

A. Presumption of Open Records. In accordance with the Public Records Act, (RCW 42.56) information and data that relates to a discharger that is obtained from reports, surveys, wastewater discharge permit applications, wastewater discharge permits, and monitoring programs, and City inspection and sampling activities, shall be available to the public without restriction, unless the discharger requests in writing that certain information contained in a wastewater discharge permit application, or other document (other than information on the effluent), be held as "Confidential Business Information" because disclosure of such information would divulge methods or processes entitled to protection as trade secrets under RCW 42.56.270(11). If the City does not agree that such information is entitled to protection under RCW 42.56, then it shall notify the discharger of such determination.

In the event the City receives a public records request for documents marked "Confidential Business Information," it shall notify the discharger in accordance with RCW 42.56.540, and the discharger may, at its own expense, seek a court injunction to prevent release of the document. If the discharger does not commence an action for injunction relief within ten business days of receiving the City's notice, the City may disclose the document.

B. Violations. During the time that possible violations of this chapter are being investigated by the City, investigation notes, draft orders, worksheets, summaries, and similar documents pertaining to the investigation may be maintained as confidential information to the extent allowed under RCW 42.56. At the time that an enforcement action, if any, is signed thus designating that enforcement action as final, then the confidential status shall terminate, and the document shall be made available for public inspection.

C. Disclosure Pursuant to Government Programs. Nothing in this section shall prohibit the Director from disclosing such information to other officers, employees, or authorized representatives of a governmental agency for uses related to applicable governmental programs, including, but not limited to, the NPDES program, and the pretreatment program.

D. Disclosure Pursuant to Enforcement Activities. Nothing in this section shall prohibit the Director from disclosing such information to other officers, employees, or authorized representatives of a governmental agency pursuant to enforcement proceedings involving the person or entity furnishing the information.

(Ord. 27538 § 12; passed Oct. 24, 2006; Ord. 27285 § 6; passed Nov. 2, 2004; Ord. 25587 § 16; passed Sept. 20, 1994; Ord. 23240 § 1; passed Aug. 28, 1984)

**12.08.180 Emergency suspension of service and revocation of discharge permits.**

A. Suspension of Service. The Director may suspend storm drainage services, special approved storm water discharges, and/or wastewater treatment services and the Director may suspend or revoke the wastewater discharge permit of a discharger when the Director finds that an actual or threatened discharge either:

1. Threatens or presents an imminent or substantial danger to the health or welfare of personnel or to the environment;
2. Threatens to or does interfere with the operation of the Municipal Sewer System or causes the City to violate its NPDES permit; or
3. Causes the permittee to violate any pretreatment limitations imposed by the permittee's wastewater discharge permit, or causes the permittee to violate other regulations contained in TMC 12.08.



B. Revocation of Permit Issued in Error. The Director may revoke a wastewater discharge permit issued in error, or issued on the basis of incorrect information supplied by the discharger.

C. Revocation Process. Upon determination by the Director that a wastewater permit shall be revoked, the Director shall take such steps as are reasonably calculated to immediately notify the discharger that the wastewater discharge permit has been revoked. Such immediate notice shall be followed by written notice. A discharger notified of the revocation of the discharger's permit shall immediately cease all discharges.

D. Failure to Comply. In the event the discharger fails to comply with the requirements contained in the Director's written notice, the Director shall have available all remedies provided by law to compel specific compliance with the Director's written notice.

E. Reinstatement of Permit. The Director may reinstate the wastewater discharge permit, and any discontinued services, upon finding that the conditions creating the threat as set forth above have been eliminated, and upon finding that reasonable steps have been taken to prevent a reoccurrence of the conditions that resulted in the threat.

(Ord. 27765 Ex. A; passed Dec. 9, 2008: Ord. 27538 §13; passed Oct. 24, 2006: Ord. 25587 §17; passed Sept. 20, 1994: Ord. 23240 § 1; passed Aug. 28, 1984)

**12.08.190 Prohibited practices; termination of treatment services.**

A. Prohibited Practices. A discharger shall not:

1. Fail to accurately report the wastewater constituents and characteristics of its discharge;
2. Fail to report known or reasonably anticipated changes in wastewater constituents or characteristics prior to the changed discharge;
3. Misrepresent or fail to fully disclose all relevant facts in the wastewater discharge permit application;
4. Falsify self-monitoring reports;
5. Tamper with monitoring equipment;
6. Refuse reasonable access to the discharger's premises by representatives of the Director for the purpose of inspection or monitoring; or
7. Violate the conditions of its permit, the provisions of this chapter, or any order of the Director with respect thereto.

B. Termination of Services. The Director may terminate wastewater or storm water services to any discharger who violates any of the provisions of TMC 12.08.190.A, or upon cessation of operations. Exercise of the termination option shall not be a bar to, or a prerequisite for, taking any other action against the discharger. All prior wastewater discharge permits issued to a particular discharger are void upon the issuance of a new wastewater discharge permit to that user.

C. Transfer of Ownership. A wastewater discharge permit is issued to a specific discharger, for a specific operation. All wastewater discharge permits shall be void upon transfer of business ownership.

(Ord. 27538 §14; passed Oct. 24, 2006: Ord. 27003 §10; passed Nov. 19, 2002: Ord. 25587 §18; passed Sept. 20, 1994: Ord. 23240 § 1; passed Aug. 28, 1984)

**12.08.200 Enforcement procedures.**

Whenever the Director finds that any person has violated the prohibitions in Chapter 12.08 TMC, including any state and federal regulations the City is authorized to enforce under Chapter 12.08 TMC, the Director shall respond with appropriate enforcement action in accordance with the policies and procedures contained in Tacoma's Enforcement Response Plan (ERP) for wastewater, or Tacoma's Stormwater Compliance Policy (SCP) for stormwater. Enforcement response may be taken against any person who shall at any time cause or contribute to the contamination or recontamination of any waterway and/or its remediated sediments or receiving water within Tacoma city limits. As stated in the ERP and SCP, enforcement remedies may include:

- A. Informal notices, meetings, or telephone calls;
- B. Warning letters;
- C. Notices of violation (NOV);
- D. Notices of violation with civil penalties;
- E. Notices of violation with corrective action orders with and without civil penalties;

F. Notices of violation with corrective action order requiring a compliance schedule/engineering report in accordance with TMC 12.08.140.E.7;

G. Stop work orders; and/or

H. Emergency suspension/termination of service and/or criminal prosecution with penalties.

The choice of enforcement action and the severity of any penalty shall be based on, among other things, the nature of the violation including the amount of damage or risk to the public, or to public resources, the compliance history of the discharger, whether the discharger cooperated with the City by correcting or making good faith attempts to correct the violation, and whether the violation is a repeat violation. Nothing precludes the City from taking escalating forms of enforcement action.

(Ord. 27978 Ex. A; passed Apr. 26, 2011: Ord. 27765 Ex. A; passed Dec. 9, 2008: Ord. 27538 § 15; passed Oct. 24, 2006: Ord. 27003 § 11; passed Nov. 19, 2002: Ord. 25802 § 8; passed Dec. 5, 1995: Ord. 25587 §19; passed Sept. 20, 1994)

**12.08.210 Duty to reapply.**

A. Duty to Reapply. The permittee shall re-apply for reissuance of a wastewater discharge permit 180 calendar days prior to the permit's expiration. Any permittee holding an unexpired permit may apply in writing for an extension of the permit, provided such application is made at least 180 calendar days prior to the permit's expiration. The Director may extend the permit upon finding that the interests of this chapter are best served by such extension.

B. Application Procedure. For a permit to be reissued, the applicant shall first file an application in writing, on a form furnished by the Director. The Director may require such additional information as deemed necessary to evaluate the applicant's conformance with applicable Federal, State, and local regulations.

(Ord. 25587 §20; passed Sept. 20, 1994)

**12.08.220 Operating upsets.**

A. Operating Upsets. Any discharger that experiences an operating upset, as defined in TMC 12.08.010, which places the discharger in a temporary state of noncompliance with this chapter or with an applicable pretreatment standard shall inform the Director immediately upon first awareness of the upset. Where such notification is given orally, a written follow-up report shall be filed by the discharger with the Director within five calendar days. The report shall specify:

1. Description of the upset, the cause thereof and the upset's impact on the discharger's compliance status;
2. Duration of noncompliance, including exact dates and times of noncompliance, and if the noncompliance is expected to continue, the time by which compliance is reasonably expected to occur;
3. All steps taken or to be taken to reduce, eliminate and prevent recurrence of such an upset or other conditions of noncompliance. The steps

should include but not be limited to reducing and/or controlling production, providing alternate treatment or power supply if feasible, and temporary storage or off-site disposal.

B. Affirmative Defense to Enforcement Actions. An upset shall constitute an affirmative defense to an action brought for noncompliance with applicable pretreatment standards if the requirements of paragraph C are met.

C. Burden of Proof. A user who wishes to establish the affirmative defense of upset shall have the burden of proof. A user may so demonstrate through properly signed, contemporaneous operating logs, or other relevant evidence that:

1. An upset occurred, and the cause of the upset;
2. The facility was at the time being operated in a prudent manner, and in compliance with applicable operation and maintenance procedures; and
3. The user has submitted the information described in TMC 12.08.220.A in accordance with the provisions of that section.

(Ord. 27538 § 16; passed Oct. 24, 2006: Ord. 25587 § 21; passed Sept. 20, 1994: Ord. 24879 § 11; passed May 21, 1991: Ord. 23240 § 1; passed Aug. 28, 1984)

**12.08.230 Accidental discharges – Spills.**

Each discharger shall provide protection from accidental discharges or spills of materials that are regulated by this chapter.

A. Where deemed necessary by the Director, an Accidental Spill Prevention Plan (ASPP) shall be prepared and implemented by the discharger within 90 days of such determination and shall, at a minimum, contain the following:

1. A description of discharge practices, including nonroutine batch discharges;
2. A description of stored chemicals and potential pollution-generating activities including, but not limited to, industrial processes and material handling;
3. Procedures for immediately notifying the Director of a discharge, including any discharge or spill that would violate a discharge prohibition under 40 CFR Part 403.5(b) and TMC 12.08.020 ;
4. Procedures to prevent adverse impact from accidental spills, including inspection and maintenance of storage areas, handling and transfer of materials, loading and unloading operations, control of plant site runoff, worker training, building of containment structures or equipment, measures for containing toxic organic pollutants (including solvents), and/or measures and equipment for emergency response.

B. Review of Plans. Operational and structural BMPs to prevent accidental discharge of prohibited materials to the Municipal Sewer System or receiving waters shall be provided and maintained at the discharger's cost and expense. For new development and redevelopment, detailed plans showing operational and structural BMPs procedures to provide this protection shall be submitted to the Director for review and shall be approved by the Director before construction of the facility. For existing facilities, each discharger, as requested, shall submit its plan to the Director. No discharger who discharges to the Municipal Sanitary Sewer System shall be permitted to introduce contaminants into the system until an Accidental Spill Prevention Plan (ASPP) has been approved by the Director. Review and approval of such plans and operating procedures shall not relieve the discharger from the responsibility to modify its BMPs, as necessary, to meet the requirements of this chapter.

C. Notification Procedures, Liability for Expense. Dischargers shall notify the Director immediately of any changes to a facility that could affect its potential for a slug load discharge, upon the occurrence of an excessive discharge or spill to the City's Municipal Sewer System "slug load," or accidental discharge of contaminants regulated by this chapter. The notification shall include location of discharge, date and time of the discharge, type of waste, concentration of contaminants, volume of discharge, and corrective actions taken. In addition to supplemental charges that may be imposed pursuant to TMC 12.08.610, any discharger who discharges prohibited materials, or who discharges regulated materials in excess of that allowed by this chapter, shall be liable for any expense incurred by the POTW caused by the discharge, including but not limited to:

1. Losses due to damage suffered by the POTW's physical facilities;
2. Any engineering, consultant, inspection, testing, or similar fees paid by the POTW and necessitated by the excessive or accidental discharge, or slug load;
3. All administrative costs incident to the excessive or accidental discharge, or slug load; and
4. Losses due to fines or monetary penalties imposed on the POTW by the state or federal government, attributable to the excessive or accidental discharge, or slug load.

D. Discharger Employee Notification. Signs shall be posted in conspicuous locations on the discharger's premises, advising employees who to call in the event of an excessive discharge, a slug load or accidental discharge. Employers shall instruct all employees who may cause or discover such a discharge with respect to emergency notification procedures.

E. Modification to Accidental Spill Prevention Plan. A permittee who has been required to prepare an Accidental Spill Prevention Plan (ASPP) shall review such ASPP whenever changes occur that could affect the ASPP, but in no event less frequently than annually. Any proposed modifications that are necessary for the ASPP to remain in compliance with the provisions of TMC 12.08.230 shall be submitted to the Director for approval. If the permittee finds that no modifications to the ASPP are necessary, then the discharger shall certify that the ASPP on file with the City is current and shall submit such certification to the Director on January 15 of each year.

(Ord. 27978 Ex. A; passed Apr. 26, 2011: Ord. 27538 § 17; passed Oct. 24, 2006: Ord. 25802 § 9; passed Dec. 5, 1995: Ord. 25587 § 22; passed Sept. 20, 1994: Ord. 24879 § 12; passed May 21, 1991: Ord. 23240 § 1; passed Aug. 28, 1984)

#### **12.08.240 Records retention.**

All dischargers subject to this chapter shall retain and preserve, at the permitted facility, for no less than three years any records, books, documents, memoranda, reports, correspondence, and any and all summaries thereof relating to monitoring, sampling, and chemical analyses made by or on behalf of a discharger in connection with its discharge or compliance with BMPs required by a permit issued under this chapter. All records which pertain to matters which are the subject of enforcement or litigation activities brought by the Director pursuant hereto shall be retained and preserved by the discharger until all enforcement activities have concluded and all periods of limitation with respect to any and all appeals have expired. The Director shall have the right to copy all records required to be kept by the discharger's permit(s) and/or this chapter.

(Ord. 27978 Ex. A; passed Apr. 26, 2011: Ord. 25587 § 23; passed Sept. 20, 1994: Ord. 23240 § 1; passed Aug. 28, 1984)

**12.08.300 Holding tank waste.**

A. No person in the business of pumping wastes from septic or other holding tanks shall discharge the contents of any holding tank (including, without limitation, septic tank, cesspool or chemical toilet waste) into the Municipal Sanitary Sewer System unless that person has been properly licensed by the City of Tacoma Tax and License Division of the Finance Department and issued a current permit by the Tacoma-Pierce County Health Department. The discharger shall pay the applicable charges and fees and shall meet all other conditions of the Environmental Services Commercial Septage Hauler Policy and Facility Procedures as required by the City. An exception to this requirement is that no license or permit will be required in the case of discharge of domestic wastes from individual mobile home (camper, motor home, camping trailer, etc.) holding tanks; provided that such discharges are made into a City-approved facility designed to receive such wastes.

B. Only domestic wastewater shall be authorized to be discharged into the Municipal Sanitary Sewer System at the POTW. Any other waste, including but not limited to grease traps, oil/water separators, interceptors, or septic tanks comprising waste other than domestic wastewater, or any mixture thereof, shall not be discharged at the POTW, unless authorized by the Director.

C. Any mixture of hazardous or dangerous wastes, as defined by federal, state, or local laws and regulations, regardless of the quantity or ratio, in a holding tank is strictly prohibited from being discharged into the Municipal Sanitary Sewer System.

(Ord. 28261 Ex. A; passed Dec. 9, 2014: Ord. 28128 Ex. A; passed Feb. 12, 2012: Ord. 27978 Ex. A; passed Apr. 26, 2011: Ord. 25979 § 2; passed Nov. 19, 1996: Ord. 25587 § 24; passed Sept. 20, 1994: Ord. 24879 § 13; passed May 21, 1991: Ord. 23240 § 1; passed Aug. 28, 1984)

**12.08.310 Designation of places and manner of discharge of holding tank contents.**

Holding tank pumpers shall discharge waste material at the City's Treatment Plant No. 1, located at 2201 Portland Avenue, unless otherwise directed by the Director. Matter prohibited to be discharged into the Municipal Sanitary Sewer System by this chapter or by other applicable law or regulation shall not be permitted to be so discharged.

(Ord. 25587 § 25; passed Sept. 20, 1994: Ord. 23240 § 1; passed Aug. 28, 1984)

**12.08.320 Discharge of holding tank contents – Charges – Report.**

A. A charge shall be made for the total gallons of holding tank waste material discharged at the wastewater treatment plant, and shall be payable to the City Treasurer and credited to the Wastewater Management Fund. The charge shall be as follows:

**Effective Date: January 1, 2017:**

	From Within the City	From Outside the City
Septic Tank Wastes (Holding, Cesspool, etc.) and Chemical Toilet Wastes	\$13.47/100 gal.	\$14.82/100 gal.

**Effective Date: January 1, 2018:**

	From Within the City	From Outside the City
Septic Tank Wastes (Holding, Cesspool, etc.) and Chemical Toilet Wastes	\$14.08/100 gal.	\$15.49/100 gal.

B. Prior to the discharge of any material from holding tanks, the operator will correctly identify the source and contents being disposed. Incomplete or inaccurate reporting may result in the application of the highest chargeable rate.

(Ord. 28392 Ex. A; passed Nov. 22, 2016: Ord. 28261 Ex. A; passed Dec. 9, 2014: Ord. 28128 Ex. A; passed Feb. 12, 2012: Ord. 27978 Ex. A; passed Apr. 26, 2011: Ord. 27968 Ex. A; passed Feb. 1, 2011: Ord. 27765 Ex. A; passed Dec. 9, 2008: Ord. 27554 § 1; passed Dec. 5, 2006: Ord. 27285 § 7; passed Nov. 2, 2004: Ord. 27003 § 12; passed Nov. 19, 2002: Ord. 26888 § 2; passed Dec. 4, 2001: Ord. 26729 § 3; passed Nov. 7, 2000: Ord. 26526 § 1; passed Nov. 30, 1999: Ord. 26338 § 1; passed Dec. 8, 1998: Ord. 25802 § 10; passed Dec. 5, 1995: Ord. 25659 § 1; passed Jan. 24, 1995: Ord. 25587 § 26; passed Sept. 20, 1994: Ord. 25521 § 1; passed Jun. 7, 1994: Ord. 24879 § 14; passed May 21, 1991: Ord. 24307 § 2; passed Mar. 7, 1989: Ord. 24049 § 2; passed Mar. 9, 1988: Ord. 23793 § 1; passed Mar. 3, 1987: Ord. 23574 § 1; passed Mar. 4, 1986: Ord. 23309 § 1; passed Dec. 18, 1984: Ord. 23240 § 1; passed Aug. 28, 1984)

**12.08.330 Sanitary sewage from outside the City.**

Sanitary sewage from premises outside the City may be discharged into sanitary sewers only after a permit has been issued by the Director. The permit shall be in the nature of a license, shall not constitute a property right in the holder, and shall be subject to termination at any time at the direction of the Director.

(Ord. 24879 § 15; passed May 21, 1991; Ord. 23240 § 1; passed Aug. 28, 1984)

**12.08.340 Charges and rates for direct wastewater services for properties outside the City.**

Persons owning premises outside the City may, upon a written request from the appropriate governing agency and receipt of a side sewer construction permit from the Director, discharge sanitary sewage into sanitary sewers.

Such a permit shall be issued only upon the written application of the owner of the premises and subject to the following terms and conditions:

- A. The applicant for any such permit shall attach to the application a construction permit duly issued to the owner or to that owner's contractor by the appropriate county and/or political subdivision for the construction of a side sewer.
- B. The owner or that owner's licensed contractor shall pay fees and obtain a permit for a side sewer in strict compliance with the specifications of the City governing the construction and maintenance of side sewers then in effect.
- C. The owner shall agree to pay a monthly service charge for wastewater service in an amount computed at 110 percent of the charge to similar customers of the City, as set forth and established pursuant to this chapter as now or hereafter amended.

In addition, whenever the governing jurisdiction of these customers outside the City determine that a utility tax or other fee of that jurisdiction should be collected from those customers, the City shall increase the charge to those customers to cover that added tax and/or fee and/or related administrative expenses and rebate the applicable tax and/or fee to that outside jurisdiction in a manner to be determined by the City.

Where the Director determines that the cost to provide wastewater service to a customer or a group of customers is abnormally higher than the cost to provide regular wastewater service to City customers, due to unusual circumstances, the Director may establish a surcharge based upon that incremental higher cost. The Director will notify affected customers prior to implementing the surcharge.

- D. The owner of the premises to be served by a sanitary sewer shall pay in cash to the City, through the Environmental Services Department, a Connection Charge-in-lieu-of-Assessment computed at the rate of \$55.00 per "Assessable Unit of Frontage" for the premises to be served. This special charge shall be computed in the same manner as sanitary sewer assessments are from time to time computed by the City under Chapter 35.44 RCW relating to local improvement districts. The cost of side sewer construction shall be borne by the owner of the premises.
- E. The Connection Charge-in-lieu-of-Assessment shall apply to and be credited to the benefit of a specific parcel of real property which shall be designated by legal description and shall be posted by the City to appropriate records or ledgers and made a part of the City's permanent records pertaining thereto. No further Connection Charge-in-lieu-of-Assessment shall be collected against said premises.
- F. Future service connections to premises abutting the sanitary sewer main on which a Connection Charge-in-lieu-of-Assessment has not been paid but which adjoins specific premises for which such charges have been charged or paid, shall be subject to the charges as hereinabove set forth as now or hereafter amended.
- G. All Connection Charges-in-lieu-of-Assessment received pursuant to the provisions of this section are nonrefundable and shall be considered capital contributions to the Municipal Sewer System and deposited into the Sewer Utility Fund.
- H. All ordinances, rules, regulations, and procedures relating to the use, maintenance, and connection to sanitary sewers, as the same are now or may hereafter be adopted by the City, shall apply with equal force to each such sanitary sewer connection and any violation of any such ordinance, rule, regulation, or procedure by the owner of any premises connected to a sanitary sewer may result in the disconnecting of said sewer by the City.
- I. The owner of any premises connecting to the sanitary sewers pursuant to the provisions hereof shall permit an inspection of that owner's premises at any and all reasonable times by the City for the purpose of ascertaining whether or not said connection has been properly made and whether or not the use of such sanitary sewers is in accordance with the ordinances, rules, and regulations of the City pertaining thereto.

J. In the event of a change in ownership, or if the premises are rented, the owner or renter shall be invoiced and pay per subsection C of this section. The failure or refusal to make any such payment when due may result in the disconnecting of the sewer by the City.



(Ord. 28093 Ex. E; passed Oct. 16, 2012: Ord. 27538 § 18; passed Oct. 24, 2006: Ord. 26888 § 3; passed Dec. 4, 2001: Ord. 26729 § 4; passed Nov. 7, 2000: Ord. 25587 § 27; passed Sept. 20, 1994: Ord. 24962 § 1; passed Aug. 13, 1991: Ord. 24879 § 16; passed May 21, 1991: Ord. 24132 § 1; passed Jul. 12, 1988: Ord. 23309 § 2; passed Dec. 18, 1984: Ord. 23240 § 1; passed Aug. 28, 1984)

**12.08.350 Connection Charge-in-lieu-of-Assessment.**

Owners of premises within the City adjacent to and abutting upon the sanitary sewer system and which premises have not been previously assessed under a Local Improvement District (“LID”) under this chapter, or under former TMC 12.08 for a sanitary sewer improvement, may connect those premises to and discharge sewage into the sanitary sewers upon receipt of a permit issued by the Director.

Such permit shall be issued only upon written application to the Director by the owner of the premises to be served and subject to the following terms and conditions:

A. The owner shall obtain all permits and pay all fees necessary and required by the City and shall construct said connecting sewers in compliance with all requirements and specifications of the City governing the same.

B. Except as provided in paragraph E of this section, the owner, prior to the issuance of any permit herein authorized, shall pay in cash to the City a Connection Charge-in-lieu-of-Assessment. This charge shall be computed at the guaranteed rate per “Assessable Unit of Frontage” in effect at the time of construction of the sanitary sewer line to be used to serve the premises of such owners, unless as otherwise provided below. The rate for computation of such Connection Charge-in-lieu-of-Assessment shall be determined as of the date of completion of construction of the particular sanitary sewer line to be so used, as reflected by the rates shown below in Table I.

Construction Date	Rate Per A.U.F.	
	Two Side Service	One Side Service
Prior to September 30, 1957	\$3.25	\$3.25
October 1, 1957 to September 20, 1960	\$3.25	\$4.75
September 21, 1960 to January 15, 1963	\$3.75	\$4.75
January 16, 1963 to November 19, 1968	\$4.50	\$5.50
November 20, 1968 to July 17, 1973	\$5.75	\$9.00
July 18, 1973 to April 8, 1975	\$7.50	\$11.00
April 9, 1975 to December 5, 1978	\$15.50	\$23.00
December 6, 1978 to December 31, 1982	\$20.00	\$38.00
January 1, 1983 to June 2, 1991	\$24.50	\$46.50
June 3, 1991 to June 30, 1994	\$30.00	\$60.00
July 1, 1994 to December 31, 1998	\$40.00	\$80.00
January 1, 1999 to May 31, 2011	\$50.00	\$100.00
June 1, 2011 and thereafter	\$75.00	\$150.00

1. In no case shall the Connection Charge-in-lieu-of-Assessment be less than the rate per “Assessable Unit of Frontage” charged to the original LID participants; therefore, in the event that the rate per “Assessable Unit of Frontage” charged to the original LID participants was higher than the rate set forth in this table, the Connection Charge-in-lieu-of-Assessment shall be equal to the higher rate. In addition to the “Assessable Unit of Frontage” charge calculated according to Table I above, for each connection to the sanitary sewers there shall be charged by the City a flat-rate charge of \$1,250. However, in no case shall the total charge for the connection exceed the charge that would result from using the prevailing guaranteed maximum rate in effect at the time of the connection, unless as otherwise provided below.

2. For connections to any sanitary sewer line built with City funds instead of by LID, and constructed after January 1, 1999, the Connection Charge-in-lieu-of-Assessment for each abutting premises shall be the proportionate share of the actual cost to construct the sanitary sewer line. The proportionate share shall be the ratio of each premises’ “Assessable Units of Frontage” to the total units of frontage, multiplied by the actual cost to construct the sanitary sewer line, plus any costs for side sewers. Actual cost to construct the sanitary sewer line shall be defined as the final applicable construction cost plus a 15 percent allowance for engineering, survey, inspection, and administration. In no case shall the connection charge exceed the benefit

accruing to each premise. If the charge that would result from using the prevailing guaranteed maximum rate exceeds the proportionate share, the flat-rate charge of \$1,250 shall be added to the proportionate share.

a. The calculation shall use the actual rate charged to the LID participants or the prevailing guaranteed maximum rate in effect at the time of construction, whichever is highest, unless the sewer was built with City funds after January 1, 1999. If the sewer was built with City funds after January 1, 1999, the calculation shall use the prevailing guaranteed maximum rate in effect at the time of connection or the final applicable construction cost plus 15 percent, whichever is highest.

3. Connecting of premises to an existing sanitary sewer which is not adjacent to or abutting the subject premises shall be subject to a Connection Charge-in-lieu-of-Assessment calculated using the higher of the prevailing guaranteed maximum rate in effect at the time of connection.

4. If a sanitary sewer main is extended to be adjacent to or abutting the subject premises, the adjacent or abutting premises, which are identified on the City's Request for Release as having contributed to the costs of the design and construction of the sanitary sewer main, shall be connected to such sanitary sewer main at no additional connection charge, as set forth in subsection C below; provided the owner/developer has submitted "As-Built" drawings to the City depicting the connection and has also executed the City's Certificate of Release.

5. It is the intent of the City that all premises shall pay their fair share of the cost of construction of abutting and adjacent sanitary sewers. The owner of any premises which connects to an existing sanitary sewer without payment of the applicable charges, hereinabove described, owes and shall be required to pay such charges.

6. The "Assessable Units of Frontage" and the amount to be paid thereon at the rate hereinabove specified shall be computed in the same manner as the procedure set forth for LIDs under chapter 35.44 RCW. In addition to the connection charge hereinabove provided for, the total cost of the construction of all sewers so connected shall be borne by the owner of the premises.

C. The Connection Charge-in-lieu-of-Assessment hereinabove provided for shall be credited to and considered as a benefit to the specific premises served by said connection. Said premises so benefited shall be designated by legal description and posted by the City and recorded as a part of the City's permanent records pertaining thereto. No further sanitary sewer connection charge shall be collected against said premises.

D. Future sanitary sewer connections to premises abutting the sanitary sewer main on which a sanitary sewer connection charge has not been paid, but which adjoins specific premises for which such charges have been charged or paid, shall be subject to the charges as hereinabove set forth.

E. The Sanitary Sewer Connection Charges shall be calculated to include a processing fee equivalent to the current fees charged by the County Auditor for recording the Certificate of Payment And Release served under RCW 65.08.180.

F. Septic System Amnesty Program.

1. For residential premises where wastewater service is available, and where the residence is not connected to the sanitary sewer main, a financial incentive, as set forth below, will be offered to encourage the owner to connect to the sanitary sewer main. Effective January 1, 2010, the financial incentive will be offered to owners of commercial premises under the same terms and conditions applicable to residential premises.

a. Where the Connection Charge-in-lieu-of Assessment is applicable, a financial incentive, consisting of a 50 percent reduction in the charge (incentive program) for the subject premises will be available, subject to the availability of funds, as described below, and in accordance with policies set forth by the Director. The remaining 50 percent of that charge may be eligible for financial assistance under the Conservation Loan Program, as set forth in TMC 12.08.640. The City will allocate up to \$500,000 per fiscal year to fund the incentive program. Owners of premises who qualify for the incentive program will be eligible for a 50 percent reduction in their connection charge on a "first-come, first-served" basis until the moneys allocated by the City for the incentive program in a given fiscal year are exhausted.

b. Where an LID was/is formed, the financial incentive will consist of a 50 percent reduction to that assessment for the subject premises in accordance with policies set forth by the Director, subject to the availability of funds, as stated in subsection E.a. above. In the case where all or a part of the assessment has been paid, the appropriate reduction or rebate will be made so that the final cost for the subject premises will be 50 percent of the full assessment amount.

2. The financial incentive program is not available to new premises that are constructed after wastewater service is available to that property. Owners not electing to take advantage of this limited program will be subject to the regular charges such as those specified in subsection B above.

G. All Connection Charges-in-lieu-of-Assessment received pursuant to the provisions of this section are nonrefundable and shall be considered capital contributions to the Municipal Sewer System and deposited into the Wastewater Management Fund.

H. All ordinances, rules, regulations, and procedures relating to the use, maintenance, and connection to sanitary sewers, as the same are now or may hereafter be adopted by the City, shall apply with equal force to each such sanitary sewer connection and any violation of any such ordinance, rule, regulation, or procedure by the owner of any premises connected to a sanitary sewer may result in the disconnecting of said sewer by the City.

(Ord. 28261 Ex. A; passed Dec. 9, 2014: Ord. 28128 Ex. A; passed Feb. 12, 2012: Ord. 27978 Ex. A; passed Apr. 26, 2011: Ord. 27881 Ex. A; passed Mar. 30, 2010: Ord. 27538 § 19; passed Oct. 24, 2006: Ord. 27503 § 1; passed Jun. 27, 2006: Ord. 27285 § 8; passed Nov. 2, 2004: Ord. 26729 § 5; passed Nov. 7, 2000: Ord. 26338 § 2; passed Dec. 8, 1998: Ord. 25521 § 2; passed Jun. 7, 1994: Ord. 24879 § 17; passed May 21, 1991: Ord. 23968 § 1; passed Nov. 3, 1987: Ord. 23309 § 3; passed Dec. 18, 1984: Ord. 23240 § 1; passed Aug. 28, 1984)

### **12.08.360 Charges and rates for wastewater service inside the City limits.**

As permitted by Chapter 35.67 RCW, charges shall be made for the discharge and for the availability for discharge of all sanitary sewage into sanitary sewers. If the Director requires construction of an extension to the sanitary sewer system prior to issuance of a side sewer permit, the charge for availability for discharge shall not be made until such time as the sanitary sewer extension is completed. Unless otherwise determined by the Director, no allowances will be made for vacancies, remodeling, or other such activities unless the water service for the entire facility, building, or mobile home court (two or more units) is turned off by the Water Utility of the City. Charges shall be as follows:

A. Each single-family residence (including those instances where more than one family residence is served through one water meter, as hereinbefore mentioned in TMC 12.08.010) shall be charged a monthly charge computed as follows:

#### **Effective Date: January 1, 2017:**

- (1) A fixed charge of \$23.88 plus
- (2) A flow charge calculated at \$4.47 per hundred cubic feet (ccf) of water consumption.

#### **Effective Date: January 1, 2018:**

- (1) A fixed charge of \$24.96 plus
- (2) A flow charge calculated at \$4.68 per hundred cubic feet (ccf) of water consumption.

The water consumption for the flow charge shall be the average monthly use as measured during the most recent months of December, January, February, and March. If the average consumption results in a fractional part of a ccf, the number used for calculating the flow charge shall be rounded to the nearest one-hundredth of a ccf.

B. Multiple-family residences, accessory dwelling units and mobile home courts (two or more units) served through one water meter shall pay a monthly charge per living unit as above, except that the water consumed during the winter months shall be divided by the total number of living units served by the account to determine the per living unit flow volume. If the average consumption per unit results in a fraction, the number used for calculating the flow charge shall be billed to the nearest one-hundredth of a ccf.

It shall be the duty of every person in possession, charge, or control of the entire premises consisting of two or more units, served by the sanitary sewer system, or to which such service is available, to be accountable for payment of each unit.

Where units in multiple-unit residences are separately metered; each unit shall be charged the appropriate single-family residence rate as set forth in subsection A of this section.

C. In all cases other than residential charges hereinabove set forth, the sewer charge shall be computed and paid as follows:

1. **Metered Water Supply.** When charges and fees are based upon the water usage, such charges and fees shall be applied against the total amount of water used from all sources unless, in the opinion of the Director, significant portions of water received are not discharged to a sanitary sewer. The total amount of water used from public and private sources will be determined by means of public meters or private meters, installed and maintained at the expense of the user in accordance with Environmental Services Policies and Guidelines. Such public or private meters shall measure flow in cubic feet (cf). Where more than one commercial/industrial facility is served by one water meter, the user group shall be determined by the activities of the largest water consumption user.

2. **Metered Wastewater Volume and Metered Diversions.** When charges and fees are based upon water usage and where, in the opinion of the Director, a significant portion of the water received from any metered source does not flow into the sanitary sewer because of the principal activity of the user or removal by other means, the charges and fees will be applied against the volume of water discharged from such premises into the sanitary sewer. Any user seeking a reduction in sewer charges and fees based on a diversion of metered water from the sanitary sewer system shall provide the Director written proof of such diversion for the Director's approval. To establish reduced sewer charges and fees based on such diversion, the user shall,



unless clearly demonstrated as impractical, install a submeter of a type and at a location approved by the Director and at the user's expense. A credit adjustment for sanitary sewer overcharges may be granted, upon written application by the user, but only for the three-month period immediately preceding the submeter installation.

Such meters shall measure flow in cubic feet (cf) and shall be maintained at the expense of the user and be tested for accuracy at the expense of the user in accordance with Environmental Services Policies and Guidelines. Within 30 days of notification by the Director that meter repair or testing is required, the user shall provide written confirmation that such repair or testing has been accomplished. Failure to provide such confirmation may result in sanitary sewer charges being based upon the metered water source.

3. Users Installing Irrigation Systems. All users installing irrigation systems shall be required to meter the water usage of the irrigation system by installing, at user's expense, either a metered water supply dedicated solely to the irrigation system or a submeter, which the user shall maintain, to calculate the appropriate reduction of sewer charges.

4. Estimated Wastewater Volume.

a. Users Without Source Meters. In cases where, in the opinion of the Director, it is unnecessary or impractical to install meters, the charges and fees may be based upon an estimate of the volume to be discharged, prepared by the Director. A rational method will be used to estimate the quantity of wastewater discharged and may consider such factors as the number of fixtures, seating capacity, population equivalent, annual production of goods and services, or such other determinations of water use necessary to estimate the wastewater volume discharged.

b. Users With Source Meters. In cases where, in the opinion of the Director, users divert a significant portion of their flow from a public sewer, the charges and fees may be based upon an estimate of the flow and volume to be discharged, prepared by the user and approved by the Director. The estimate must include the method and calculations used to determine the wastewater volume and may consider such factors as the number of fixtures, seating capacity, population equivalents, annual production of goods and services, or such other determinations of water use necessary to estimate the wastewater volume discharged.

c. Where the Director determines that the cost to provide sanitary sewer service to a customer or a group of customers is abnormally higher than the cost to provide regular sanitary sewer service to City customers, due to unusual circumstances, the Director may establish a surcharge based upon that incremental higher cost. The Director will notify affected customers prior to implementing the surcharge.

d. Residential customers who qualify as low-income senior or low-income disabled under TMC 12.06.165 B shall be eligible for a 30 percent reduction from the regular sanitary sewer charges. The determination of low income senior and low income disabled status shall be made as set forth in TMC 12.06.165 B. Individuals must submit an application documenting such determination for review and acceptance by the Director to qualify for this reduction. The effective date for the rate reduction shall be the first day of the billing period in which the Director's acceptance is granted.

(Ord. 28392 Ex. A; passed Nov. 22, 2016: Ord. 28261 Ex. A; passed Dec. 9, 2014: Ord. 28128 Ex. A; passed Feb. 12, 2012: Ord. 27968 Ex. A; passed Feb. 1, 2011: Ord. 27765 Ex. A; passed Dec. 9, 2008: Ord. 27649 Ex. A; passed Oct. 23, 2007: Ord. 27554 § 2; passed Dec. 5, 2006: Ord. 27538 § 20; passed Oct. 24, 2006: Ord. 27285 § 9; passed Nov. 2, 2004: Ord. 27138 § 1; passed Sep. 9, 2003: Ord. 27003 § 13; passed Nov. 19, 2002: Ord. 26888 § 4; passed Dec. 4, 2001: Ord. 26729 § 6; passed Nov. 7, 2000: Ord. 26526 § 2; passed Nov. 30, 1999: Ord. 26338 § 3; passed Dec. 8, 1998: Ord. 25979 § 3; passed Nov. 19, 1996: Ord. 25802 § 11; passed Dec. 5, 1995: Ord. 25659 § 2; passed Jan. 24, 1995: Ord. 25587 § 28; passed Sept. 20, 1994: Ord. 25521 § 3; passed Jun. 7, 1994: Ord. 25317 § 2; passed Jun. 8, 1993: Ord. 24962 § 2; passed Aug. 13, 1991: Ord. 24879 § 18; passed May 21, 1991: Ord. 24307 § 3; passed Mar. 7, 1989: Ord. 24049 § 3; passed Mar. 29, 1988: Ord. 23793 § 2; passed Mar. 3, 1987: Ord. 23574 § 2; passed Mar. 4, 1986: Ord. 23309 § 4; passed Dec. 18, 1984: Ord. 23240 § 1; passed Aug. 28, 1984)

#### **12.08.362 Charges for fixed-term discharges to the sanitary sewer of effluent from groundwater pump-and-treat systems.**

The Director may, at his/her discretion, approve discharges to the sanitary sewer of effluent from groundwater pump-and-treat systems for a specified fixed term. The intent of this section is to provide reasonable discharge locations for this type of effluent to encourage prompt cleanup of contaminated groundwater and is limited to sites regulated by the Department of Ecology and/or the Environmental Protection Agency.

All applicable sections of TMC 12.08, except as otherwise provided herein, shall apply to such discharges.

The requirements of TMC 12.08.140 , (Industrial Wastewater Discharge Permits), shall be met prior to any such discharge.

Charges for such discharges shall be as prescribed in TMC 12.08.390 of this chapter, with the additional provision that dischargers may make application to the Director for a credit on only the flow component of their sewer charges for effluent

from groundwater pump-and-treat systems. The following criteria shall be used in preparing and reviewing such an application:

- A. The discharger must document to the Director's satisfaction a reduction of surface water runoff that was discharged to the sanitary sewer from the same site or from another site owned by the discharger within the City limits.
- B. To quantify such flow reduction, the peak runoff from a two-year, 24-hour design storm event shall be used.
- C. Any such flow reduction must have occurred within five years of the date of application for the discharge of the groundwater pump-and-treat effluent.
- D. Any such quantity of flow reduction approved by the Director shall be subtracted from the actual groundwater pump-and-treat flow and the discharger shall be charged the applicable rate for any remaining flow.
- E. No credit is allowed under this section for the components of the sewer charge related to constituent strengths and characteristics other than flow.

(Ord. 27538 § 21; passed Oct. 24, 2006; Ord. 25802 § 12; passed Dec. 5, 1995; Ord. 25659 § 3; passed Jan. 24, 1995)

**12.08.365 Charges for special approved discharges.**

**A. Discharge to Sanitary Sewer System.**

- 1. The Director may, at his or her discretion, approve discharges to the sanitary sewer system generally for a short-term duration as needed. Application for discharge approval must be accompanied by payment of any fixed administration/application fee(s) and be submitted at least 30 days prior to the requested discharge date.
- 2. Unless otherwise determined by the Director, the charge for short-term discharges to the sanitary sewer system shall be based on the quantity and strength of the wastewater discharged, according to the rate specified in TMC 12.08.390 of this chapter, in addition to the following annual fixed administration fee:

**Effective Date: February 5, 1995: Fixed Fee**

Under 5,000 gallons	\$200.00
Between 5,000 and 20,000 gallons	\$400.00
Over 20,000 gallons	\$650.00

- 3. As determined by the Director, representative samples may be required to be taken for suspended solids (SS) and biochemical oxygen demand (BOD). Sampling may also be required for total petroleum hydrocarbons (TPH) and any other pollutants suspected to be present in the wastewater. Additional samples may be required at the Director's discretion.

**B. Discharge to Storm Drainage System.**

- 1. The Director may, at his or her discretion, approve discharges to the storm drainage system under TMC 12.08.080, as necessary. Application for discharge approval must be accompanied by payment of any fixed administrative/application fee(s) and be submitted at least 30 days prior to the requested discharge date.
- 2. The Director, or his or her representative, may require that samples be taken of the proposed discharge to insure compliance with federal, state, and local water quality requirements. Samples will be analyzed based on known and/or suspected pollutants at the site or in the proposed discharge. Sampling and analysis must be completed and reviewed by City staff prior to any discharge to the City's storm drainage system. The Director, or his or her representative, may require additional sampling throughout the duration of the discharge to insure compliance with the above-referenced requirements.
- 3. Unless otherwise determined by the Director, the charge for discharges of non stormwater to the surface water system under TMC 12.08.080 hereof shall be as set forth herein. This charge will consist of three parts:

**Effective Date: January 1, 1997:**

- a. An application fee of \$500 per discharge location payable at the time of application of discharge; and
- b. An annual administration fee of \$300 payable no later than January 30 of the year following initiation of discharge and no later than January 30 of each year thereafter if the discharge continues to occur; and

c. A quantity fee:

**Effective Date: January 1, 2017:**

\$.0020070 per gallon discharged.

**Effective Date: January 1, 2018:**

\$.0021074 per gallon discharged.

Payments shall be made in a manner and at the frequency determined by the Director.

(Ord. 28392 Ex. A; passed Nov. 22, 2016: Ord. 28261 Ex. A; passed Dec. 9, 2014: Ord. 28128 Ex. A; passed Feb. 12, 2012: Ord. 27968 Ex. A; passed Feb. 1, 2011: Ord. 27765 Ex. A; passed Dec. 9, 2008: Ord. 27554 § 3; passed Dec. 5, 2006: Ord. 27538 § 22; passed Oct. 24, 2006: Ord. 27285 § 10; passed Nov. 2, 2004: Ord. 27003 § 14; passed Nov. 19, 2002: Ord. 26729 § 7; passed Nov. 7, 2000: Ord. 26526 § 3; passed Nov. 30, 1999: Ord. 26338 § 4; passed Dec. 8, 1998: Ord. 25979 § 4; passed Nov. 19, 1996: Ord. 25802 § 13; passed Dec. 5, 1995: Ord. 25659 § 4; passed Jan. 24, 1995: Ord. 25587 § 29; passed Sept. 20, 1994: Ord. 25317 § 3; passed Jun. 8, 1993: Ord. 24879 § 19; passed May 21, 1991)

**12.08.368 Charges for TAGRO.**

TAGRO products are materials manufactured at least partly from biosolids from the City's wastewater treatment plants. The City currently manufactures five TAGRO products: TAGRO Cake, TAGRO Liquid, TAGRO Mix, TAGRO Potting Soil, and TAGRO Mulch. If the City manufactures additional TAGRO products, they will be priced in accordance with the provisions of this section.

Definition: A Residential Ratepayer is a private citizen who lives in a private residence within the City limits of Tacoma and has a City of Tacoma wastewater utility account in his or her name.

Private citizens may self-load TAGRO Mix in small containers (i.e., buckets and garbage cans), pickup trucks, and small utility trailers (less than two cubic yards) at no cost, as material is available.

The City may offer TAGRO services and products not covered by this section. TAGRO services may include, but not be limited to, land application of TAGRO products and/or hauling and processing of sludge and biosolids. The Director is authorized to set charges for TAGRO services and is authorized to establish prices for TAGRO products. Any such charges, prices, or adjustments will be established in writing by the Director.

(Ord. 27285 § 11; passed Nov. 2, 2004: Ord. 27095 § 1; passed Jun. 10, 2003: Ord. 26888 § 5; passed Dec. 4, 2001: Ord. 26729 § 8; passed Nov. 7, 2000: Ord. 26338 § 5; passed Dec. 8, 1998: Ord. 25802 § 14; passed Dec. 5, 1995: Ord. 25659 § 5; passed Jan. 24, 1995: Ord. 25317 § 4; passed Jun. 8, 1993)

**12.08.370 Classification of users of sanitary sewers.**

All users are to be classified by the City either by assigning each one to a "user classification" category according to the principal activity conducted on the user's premises, by individual user analysis, or by a combination thereof. The purpose of such collective and/or individual classification is to facilitate the regulation of sanitary sewage or wastewater discharges based on sanitary sewage or wastewater constituents and characteristics to provide an effective means of source control, and to establish a system of charges and fees which will ensure an equitable recovery of the City's cost.

(Ord. 23240 § 1; passed Aug. 28, 1984)

**12.08.380 Types of Charges and Fees Relating to Use of Sanitary Sewers.**

The charges and fees as established in the City's schedule of charges and fees relating to use of sanitary sewers may include, but shall not be limited to:

- A. User classification charges;
- B. Fees for monitoring;
- C. Appeal fees;
- D. Charges and fees based on wastewater constituents and characteristics.

The Director is authorized to establish a pilot rate program to determine the suitability of alternative rate classifications in providing equitable recovery of the City's costs of owning, operating, and maintaining the wastewater treatment system. As part of such pilot rate program, the Director may establish test rate classifications and set rates for each such test rate classification. The pilot rate program and test rate classifications established therein shall be designed to increase the equitable distribution among the users of the City's costs for sewer operation and maintenance and shall be in the best interest of the

rate payers. The rates set for each classification shall be fair and reasonable and each test rate classification created shall be based upon reasonable differences between users as grounds for distinction. The maximum rate set for each test rate classification shall be no higher than the rate that would ordinarily apply to each commercial/industrial user under TMC 12.08.400. The pilot rate program, together with the rate classifications and rates established thereto, is intended to be for a limited duration not to exceed two years.

(Ord. 27372 § 1; passed Jun. 21, 2005; Ord. 23240 § 1; passed Aug. 28, 1984)

**12.08.390 Basis for determination of commercial/industrial charges for use of wastewater system by monitored users.**

Monitored commercial and/or industrial users shall pay the appropriate charges and fees based upon the wastewater constituents and characteristics. Except for test rate classifications established by the Director pursuant to TMC 12.08.380, these charges and fees for use of the wastewater system shall be computed on the basis of wastewater from a domestic premises with the following characteristics:

BOD - 200 milligrams per liter

Suspended Solids - 225 milligrams per liter

Composite rates per 100 cubic feet (ccf) for existing and new users are/will be developed using the following constituent concentration rates.

**Effective Date: January 1, 2017:**

Flow	\$4.32
Biochemical oxygen demand(BOD)	\$.0063024 per mg/1
Suspended solids	\$.0047424 per mg/1
Monthly fixed charge	\$11.40 per calendar month

**Effective Date: January 1, 2018:**

Flow	\$4.52
Biochemical oxygen demand(BOD)	\$.0066144 per mg/1
Suspended solids	\$.004992 per mg/1
Monthly fixed charge	\$11.92 per calendar month

(Ord. 28392 Ex. A; passed Nov. 22, 2016; Ord. 28261 Ex. A; passed Dec. 9, 2014; Ord. 28128 Ex. A; passed Feb. 12, 2012; Ord. 27968 Ex. A; passed Feb. 1, 2011; Ord. 27765 Ex. A; passed Dec. 9, 2008; Ord. 27554 § 4; passed Dec. 5, 2006; Ord. 27285 § 12; passed Nov. 2, 2002; Ord. 27003 § 15; passed Nov. 19, 2002; Ord. 26888 § 6; passed Dec. 4, 2001; Ord. 26729 § 9; passed Nov. 7, 2000; Ord. 26526 § 4; passed Nov. 30, 1999; Ord. 26338 § 6; passed Dec. 8, 1998; Ord. 25979 § 5; passed Nov. 19, 1996; Ord. 25802 § 15; passed Dec. 5, 1995; Ord. 25659 § 6; passed Jan. 24, 1995; Ord. 25587 § 30; passed Sept. 20, 1994; Ord. 25521 § 4; passed Jun. 7, 1994; Ord. 24879 § 20; passed May 21, 1991; Ord. 24307 § 4; passed Mar. 7, 1989; Ord. 24049 § 4; passed Mar. 29, 1988; Ord. 23793 § 3; passed Mar. 3, 1987; Ord. 23574 § 3; passed Mar. 4, 1986; Ord. 23309 § 5; passed Dec. 18, 1984; Ord. 23240 § 1; passed Aug. 28, 1984)

**12.08.400 Charge for Commercial/Industrial Wastewater User Groups.**

The fixed charge for each commercial or industrial user of wastewater system shall be as follows:

**Effective Date: January 1, 2017:**

\$11.40 per calendar month

**Effective Date: January 1, 2018:**

\$11.92 per calendar month

In addition each unmonitored commercial or industrial user placed in a user group shall pay the appropriate flow rate per 100 cubic (ccf) as identified in Table II. All restaurants are initially in the Category 8 (Restaurant II) group. Any restaurant customer may petition the Director to be placed in the Category 6 (Restaurant I) group. The customer must provide the Director with documentation that the restaurant has an approved grease retention device to current Uniform Plumbing Code as adopted in Chapter 2.06 of the Tacoma Municipal Code, and as amended thereafter, and Department Policies and Guidelines, and that the customer has an adequate ongoing maintenance program in place for that device. If the Director concurs, the Director will place that restaurant in the Category 6 (Restaurant I) group as long as those conditions are continually met. In the

event that those conditions are not continually met, the Director will place the restaurant back into the Category 8 (Restaurant II) group until the conditions of Department Policies and Guidelines are again met.

If, as a result of a rate increase due to an ordinance change, any specific account of a direct commercial and/or industrial customer would receive an increase in wastewater charges that meet the following criteria, that customer will be eligible to receive a one-time rate mitigation credit:

- A. The percentage increase for that specific account is more than twice the City-wide average increase; and
- B. The percentage increase for that specific account is more than 10 percent; and
- C. The dollar increase as a result of the rate increase for that specific account is more than \$1,000 for the 12 months following implementation of that rate increase.

The credit shall apply to the first 12 months of implementation of the ordinance change and be equal to 50 percent of the increased charges that exceed the first \$1,000 increase for that 12-month period. The credit does not apply to any subsequent year's charges due to the same individual City-wide rate increase. The manner and method of applying the credit shall be determined by the Director.

<b>Table II Rates for Commercial and/or Industrial User Groups</b>		
<b>Effective Date: January 1, 2017</b>		
<b>Billing Category</b>	<b>Constituent Strength limits</b>	<b>Rate (\$/ccf)</b>
Category 8	(BOD 901 + mg/l) (SS 600 mg/l)	\$13.01
Category 7	(BOD 701-900 mg/l) (SS 700 mg/l)	\$12.59
Category 6	(BOD 701-900 mg/l) (SS 400 mg/l)	\$11.13
Category 5	(BOD 501-700 mg/l) (SS 400 mg/l)	\$9.69
Category 4	(BOD 301-500 mg/l) (SS 450 mg/l)	\$9.57
Category 3	(BOD 301-500 mg/l) (SS 0-400 mg/l)	\$8.16
Category 2	(BOD 200-300 mg/l) (SS 150-400 mg/l)	\$6.48
Category 1	(BOD 0-250 mg/l) (SS 0-150 mg/l)	\$6.22

<b>Table II Rates for Commercial and/or Industrial User Groups</b>		
<b>Effective Date: January 1, 2018</b>		
<b>Billing Category</b>	<b>Constituent Strength limits</b>	<b>Rate (\$/ccf)</b>
Category 8	(BOD 901 + mg/l) (SS 600 mg/l)	\$13.60
Category 7	(BOD 701-900 mg/l) (SS 700 mg/l)	\$13.16
Category 6	(BOD 701-900 mg/l) (SS 400 mg/l)	\$11.64
Category 5	(BOD 501-700 mg/l) (SS 400 mg/l)	\$10.13
Category 4	(BOD 301-500 mg/l) (SS 450 mg/l)	\$10.01
Category 3	(BOD 301-500 mg/l) (SS 0-400 mg/l)	\$8.53
Category 2	(BOD 200-300 mg/l) (SS 150-400 mg/l)	\$6.78
Category 1	(BOD 0-250 mg/l) (SS 0-150 mg/l)	\$6.50

(Ord. 28392 Ex. A; passed Nov. 22, 2016: Ord. 28261 Ex. A; passed Dec. 9, 2014: Ord. 28128 Ex. A; passed Feb. 12, 2012: Ord. 27968 Ex. A; passed Feb. 1, 2011: Ord. 27765 Ex. A; passed Dec. 9, 2008: Ord. 27554 § 5; passed Dec. 5, 2006: Ord. 27538 § 23; passed Oct. 24, 2006: Ord. 27372 § 2; passed Jun. 21, 2005: Ord. 27363 § 1; passed Jun. 7, 2005: Ord. 27285 § 13; passed Nov. 2, 2004: Ord. 27047 § 1; passed Feb. 25, 2003: Ord. 27003 § 16; passed Nov. 19, 2002: Ord. 26888 § 7; passed Dec. 4, 2001: Ord. 26729 § 10; passed Nov. 7, 2000: Ord. 26526 § 5; passed Nov. 30, 1999: Ord. 26338 § 7; passed Dec. 8, 1998: Ord. 25979 § 6; passed Nov. 19, 1996: Ord. 25802 § 16; passed Dec. 5, 1995: Ord. 25659 § 7; passed Jan. 24, 1995: Ord. 25521 § 5; passed Jun. 7, 1994: Ord. 24879 § 21; passed May 21, 1991: Ord. 24307 § 5, passed Mar. 7, 1989: Ord. 24049 § 5; passed Mar. 29, 1988: Ord. 23793 § 4; passed Mar. 3, 1987: Ord. 23574 § 4; passed Mar. 4, 1986: Ord. 23309 § 6; passed Dec. 18, 1984: Ord. 23240 § 1; passed Aug. 28, 1984)



**12.08.410 Lack of storm drains. *Repealed by Ord. 24879.***

(Ord. 24879 § 22; passed May 21, 1991; Ord. 23240 § 1; passed Aug 28, 1984)

**12.08.420 Water source.**

In cases where water to be used to determine the applicable sanitary sewerage charge is from a source other than the City, the user of such water shall meter the water used to produce sanitary sewage, and the meter shall be read regularly by the City.

(Ord. 24879 § 23; passed May 21, 1991; Ord. 23240 § 1; passed Aug. 28, 1984)

**12.08.430 Reconsideration of wastewater rates.**

A. There shall be no reduction in rates for any premises to which a sanitary sewer service connection has been made or which is available, unless there is no charge being made for water or water service to such premises, or where monitoring, sampling, and testing prove the rate to be based on erroneous information.

B. If an owner or other person responsible for paying wastewater rates and charges is of the opinion that the user group rate thereof applicable to that owner or person is based on erroneous information, that owner or other person may, in writing, request a review by the Director of the rate by sampling and testing of sanitary sewage and industrial wastewater from the premises served. A user requesting such reconsideration may be eligible for a set of samples and tests by the City Environmental Services Laboratory personnel or, at the owner's or such other person's option, such owner or other person may have an approved outside laboratory perform the sampling and testing. Regardless of outcome, all costs of sampling and testing by such outside laboratory shall be borne by such owner or other person. In any case, such owner or other person must provide adequate and safe facilities for sampling. Costs of subsequent sampling and testing by City personnel, not required to meet federal or state regulations, shall be the responsibility of such owner or other person. If an outside laboratory is employed for testing pursuant to this section, all samples taken shall be split with the Environmental Services Laboratory. Concurrent tests shall be run by the City to corroborate the results. All sampling and testing procedures shall be done according to "Standard Methods" or an alternative approved by the Director. If the results of the tests are within standard deviations for the concentrations used in determining the rates, no rate change will be made. The owner or person seeking reconsideration shall bear all costs for the tests by the City unless the results outside standard deviations indicate a lower composite rate. No retroactive credits or rebates for charges billed while using estimated concentration levels prior to a user's request for sampling will be made.

(Ord. 28128 Ex. A; passed Feb. 12, 2012; Ord. 27765 Ex. A; passed Dec. 9, 2008; Ord. 27538 § 24; passed Oct. 24, 2006; Ord. 26729 § 11; passed Nov. 7, 2000; Ord. 25587 § 31; passed Sept. 20, 1994; Ord. 24879 § 24; passed May 21, 1991; Ord. 23240 § 1; passed Aug. 28, 1984)

**12.08.440 Regular review of wastewater and surface water rates.**

The Environmental Services Department shall conduct regular reviews of the wastewater and surface water rates contained herein so as to confirm that all costs to operate the Municipal wastewater and storm drainage systems are being properly recovered according to City ordinances, state laws, and federal regulations.

(Ord. 28093 Ex. E; passed Oct. 16, 2012; Ord. 27968 Ex. A; passed Feb. 1, 2011; Ord. 27960 Ex. A; passed Dec. 14, 2010; Ord. 27003 § 17; passed Nov. 19, 2002; Ord. 26729 § 12; passed Nov. 7, 2000; Ord. 25587 § 32; passed Sept. 20, 1994; Ord. 23240 § 1; passed Aug. 28, 1984)

**12.08.450 New services – Rates.**

For new residential services or account holders which have incomplete or no winter flow records available, the monthly flow portion of the charge for sanitary sewerage shall be computed using the flows listed below:

Single-family Dwellings - 7 ccf per month

Multiple-family Dwelling - 5 ccf per unit per month

Except that charges for existing multiple-family dwellings with previous consumption history shall not change solely due to changes in account holder or ownership.

(Ord. 27554 § 6; passed Dec. 5, 2006; Ord. 25802 § 17; passed Dec. 5, 1995; Ord. 25659 § 8; passed Jan. 24, 1995; Ord. 25587 § 33; passed Sept. 20, 1994; Ord. 23240 § 1; passed Aug. 28, 1984)

**12.08.460 Minimum charge.**

Every premises to which wastewater service is furnished, and every premises to which there is availability for such service shall be charged for such service in accordance with the rates and charges herein placed in effect; provided, however, that in no event shall any such charge be less than as provided below:

**Effective Date: January 1, 2017:**

\$23.88 per calendar month

**Effective Date: January 1, 2018:**

\$24.96 per calendar month

(Ord. 28392 Ex. A; passed Nov. 22, 2016: Ord. 28261 Ex. A; passed Dec. 9, 2014: Ord. 28128 Ex. A; passed Feb. 12, 2012: Ord. 27968 Ex. A; passed Feb. 1, 2011: Ord. 27765 Ex. A; passed Dec. 9, 2008: Ord. 27554 § 7; passed Dec. 5, 2006: Ord. 27538 § 25; passed Oct. 24, 2006: Ord. 27285 § 14; passed Nov. 2, 2004: Ord. 27003 § 18; passed Nov. 19, 2002: Ord. 26729 § 13; passed Nov. 7, 2000: Ord. 26526 § 6; passed Nov. 30, 1999: Ord. 26338 § 8; passed Dec. 8, 1998: Ord. 25979 § 7; passed Nov. 19, 1996: Ord. 25802 § 18; passed Dec. 5, 1995: Ord. 25659 § 9; passed Jan. 24, 1995: Ord. 25521 § 6; passed Jun. 7, 1994: Ord. 24879 § 25; passed May 21, 1991: Ord. 24307 § 6; passed Mar. 7, 1989: Ord. 24049 § 6; passed Mar. 29, 1988: Ord. 23793 § 5; passed Mar. 3, 1987: Ord. 23574 § 5; passed Mar. 4, 1986: Ord. 23309 § 7; passed Dec. 18, 1984: Ord. 23240 § 1; passed Aug. 28, 1984)

**12.08.470 Unlawful installations.**

It shall be unlawful to install, change, bypass, adjust, remove, or alter any metering device or any piping arrangement connected to a metering device so as to show the quantity of water used on the premises to be less than the actual quantity used. Persons so tampering with a metering device shall be guilty of theft, and shall be subject to such remedies as may be provided under the Washington Criminal Code, or TMC 8.12.010. . The crime of theft shall not be subject to civil penalties, as provided for in this chapter.

(Ord. 27538 § 26; passed Oct. 24, 2006: Ord. 25587 § 34; passed Sept. 20, 1994: Ord. 23240 § 1; passed Aug. 28, 1984)

**12.08.500 Surface water rates and charges.**

A. Surface water charges shall be based on the square footage area of each parcel of real property and the land use designation of such parcel. The Director shall determine what rate shall apply to each specific parcel in accordance with this section, and the charge resulting from that determination and application of the other factors herein set forth. Upon request, and based on information provided by the parcel owner, the Director may, in his/her sole discretion determine that the City's use of a surface water or storm drainage or collection system on or at a specific parcel benefits the City's storm drain system and is grounds for reducing surface water drainage charges; except that: (1) collection from single premises and concentrating the flow; (2) collection of surface water which is piped through or underneath the surface of a property; or (3) water which flows via a natural drainage course through a property, shall not constitute such grounds.

1. Wetlands maintained and dedicated by deed restriction for mitigation purposes may be eligible for a reduction of a surface water drainage charge under this section.
2. Open space parcels with forested land cover, as that phrase is defined in TMC 12.08.010, shall be charged a monthly surface water rate of \$7.17 per parcel in 2017, and \$7.65 per parcel in 2018.
3. Parcels contiguous with waterfront/direct discharge parcels which are under common ownership and discharge 100 percent of surface water flow to the contiguous waterfront/direct discharge parcel shall be charged the waterfront/direct discharge rate.

B. For purposes of computing surface water rates under this section, the land use designation shall be the principal activity on the parcel as listed in the North American Industry Classification System (NAICS, 2002), prepared by the Statistical Policy Division of the Federal Office of Management and Budget and adopted hereby for this purpose. The land use category for each parcel will place it in one of the five following specific categories, hereinafter referred to as "Basic Categories of Development," as to each of which the rate per month per 500-square-foot increment of parcel area shall apply:

**Effective Date: January 1, 2017:**

Basic Category of Development	Rate per Month
<b>Waterfront/Direct Discharge Parcels:</b>	
Undeveloped - First Acre or Less	\$0.1371 per 500 ft <sup>2</sup>
Undeveloped - Area in Excess of One Acre	\$0.0608 per 500 ft <sup>2</sup>
Light	\$0.4150 per 500 ft <sup>2</sup>
Moderate	\$0.5786 per 500 ft <sup>2</sup>
Heavy	\$0.8312 per 500 ft <sup>2</sup>
Very Heavy	\$1.1091 per 500 ft <sup>2</sup>
<b>All Other Parcels:</b>	
Undeveloped – First Acre or Less	\$0.2793 per 500 ft <sup>2</sup>
Undeveloped – Area in Excess of One Acre	\$0.0608 per 500 ft <sup>2</sup>
Light	\$0.8441 per 500 ft <sup>2</sup>
Moderate	\$1.1506 per 500 ft <sup>2</sup>
Heavy	\$1.6890 per 500 ft <sup>2</sup>
Very Heavy	\$2.2526 per 500 ft <sup>2</sup>

**Effective Date: January 1, 2018:**

Basic Category of Development	Rate per Month
<b>Waterfront/Direct Discharge Parcels:</b>	
Undeveloped - First Acre or Less	\$0.1422 per 500 ft <sup>2</sup>
Undeveloped - Area in Excess of One Acre	\$0.0616 per 500 ft <sup>2</sup>
Light	\$0.4350 per 500 ft <sup>2</sup>
Moderate	\$0.6071 per 500 ft <sup>2</sup>
Heavy	\$0.8724 per 500 ft <sup>2</sup>
Very Heavy	\$1.1650 per 500 ft <sup>2</sup>
<b>All Other Parcels:</b>	
Undeveloped – First Acre or Less	\$0.2865 per 500 ft <sup>2</sup>
Undeveloped – Area in Excess of One Acre	\$0.0616 per 500 ft <sup>2</sup>
Light	\$0.8812 per 500 ft <sup>2</sup>
Moderate	\$1.2054 per 500 ft <sup>2</sup>
Heavy	\$1.7684 per 500 ft <sup>2</sup>
Very Heavy	\$2.3619 per 500 ft <sup>2</sup>

C. Waterfront/direct discharge parcels are those parcels directly abutting Puget Sound with at least 50 feet of frontage, or parcels discharging, by private means, all or substantially all of their surface water directly into the marine waters of Puget Sound. For purposes of computing surface water charges, the area of each parcel shall be rounded to the nearest 500-square foot increment (the area of premises less than 250-square feet shall be set at 500 square feet) and the appropriate rate from Table III shall be multiplied by the number of such increments in the parcel. In addition to the area charge listed above, the City shall charge a monthly fixed fee of:

**Effective January 1, 2017:** \$7.17

**Effective January 1, 2018:** \$7.65

D. Single-family residential parcels will be assigned the “Moderate” Basic Category of Development for determination of monthly charges, except that all single-family residential parcels of 15,000 square feet or less inspected by the Environmental Services Department and placed in a different Basic Category of Development shall pay the rate assigned to such Basic Category of Development. Single-family residential parcels of 15,000 square feet or more shall pay at the moderate rate for



the first 15,000 square feet and the remainder at the undeveloped rate, unless the parcel is inspected by the Environmental Services Department and placed in a different Basic Category of Development, in which case the first 15,000 square feet shall pay the rate assigned to such Basic Category of Development and the remainder at the undeveloped rate. The fixed charge will be computed only once per parcel per month, regardless of area.

E. Residential customers who qualify as low-income senior or low-income disabled under TMC 12.06.165 B shall be eligible for a 30 percent reduction from the regular storm drainage charges. The determination of low income senior and low income disabled status shall be made as set forth in TMC 12.06.165 B. Individuals must submit an application documenting such determination for review and acceptance by the Director to qualify for this reduction. The effective date for the rate reduction shall be the first day of the billing period in which the Director's acceptance is granted.

(Ord. 28392 Ex. A; passed Nov. 22, 2016: Ord. 28261 Ex. A; passed Dec. 9, 2014: Ord. 28128 Ex. A; passed Feb. 12, 2012: Ord. 28093 Ex. E; passed Oct. 16, 2012: Ord. 27968 Ex. A; passed Feb. 1, 2011: Ord. 27765 Ex. A; passed Dec. 9, 2008: Ord. 27554 § 8; passed Dec. 5, 2006: Ord. 27538 § 27; passed Oct. 24, 2006: Ord. 27285 § 15; passed Nov. 2, 2004: Ord. 27003 § 19; passed Nov. 19, 2002: Ord. 26729 § 14; passed Nov. 7, 2000: Ord. 26526 § 7; passed Nov. 30, 1999: Ord. 26338 § 9; passed Dec. 8, 1998: Ord. 25979 § 8; passed Nov. 19, 1996: Ord. 25802 § 19; passed Dec. 5, 1995: Ord. 25659 § 10; passed Jan. 24, 1995: Ord. 25521 § 7; passed Jun. 7, 1994: Ord. 25317 § 5; passed Jun. 8, 1993: Ord. 24879 § 26; passed May 21, 1991: Ord. 23792 § 1; passed Mar. 3, 1987: Ord. 23240 § 1; passed Aug. 28, 1984)

#### **12.08.510 Billing for storm and surface water sewerage charges.**

The City shall bill for storm and surface water sewerage to each and every parcel of real property inside the boundary of the City except only as specifically excluded in TMC 12.08.530. Owners of parcels which are contiguous and have a single land use designation may receive a single bill for storm and surface water sewerage charges for all parcels by having the parcels consolidated on the Pierce County Assessor's tax rolls. Persons responsible for charges for sanitary sewerage or other City utility charges shall be the recipient of the monthly or bimonthly storm and surface water sewerage charges. Owners of vacant property or property not otherwise receiving City utility bills shall be billed for storm and surface water sewerage charges. The owner or other responsible party as listed above may request that storm and surface water sewerage charges be billed to another party by request in writing in form and content approved by the Director. Such request, designation and billing to such other person shall not release any owner or other person from responsibility for payment of City storm and surface water sewerage charges, or release any parcel from the lien for delinquent charges, interest, costs, and fees allowed herein or by applicable law.

(Ord. 27538 § 28; passed Oct. 24, 2006: Ord. 25802 § 20; passed Dec. 5, 1995: Ord. 25587 § 35; passed Sept. 20, 1994: Ord. 23240 § 1; passed Aug. 28, 1984)

#### **12.08.520 Reconsideration of storm and surface water sewerage charges.**

If an owner or other person responsible for paying storm and surface water sewerage charges is of the opinion that the rate thereof and resulting charge applicable to that owner or other person is based on erroneous information, that owner or other person may produce such information as the Director reasonably requires and, if warranted in the reasonable opinion of the Director, the Director shall make an appropriate adjustment to such rate or charge.

(Ord. 23240 § 1; passed Aug. 28, 1984)

#### **12.08.530 Exclusions of certain properties from storm and surface water sewerage charges.**

Storm and surface water sewerage charges shall not be levied directly to parcels, other than "open space" parcels, owned and maintained by the Environmental Services Surface Water Utility and any City street, road, alley or right-of-way the storm and surface water drainage function of which has been transferred to and made a part of the Municipal Sewer System by Ordinance No. 21638 passed April 3, 1979; it being expressly found that all such City streets, roads, alleys and rights-of-way provide storm and surface water sewerage to the City by collecting and transporting storm and surface water from multiple individual properties to Storm Sewers of a value equal to the reasonable charge therefor that would otherwise be charged by the City.

(Ord. 28392 Ex. A; passed Nov. 22, 2016: Ord. 28261 Ex. A; passed Dec. 9, 2014: Ord. 28128 Ex. A; passed Feb. 12, 2012: Ord. 26526 § 8; passed Nov. 30, 1999: Ord. 23240 § 1; passed Aug. 28, 1984)

#### **12.08.540 Organized drainage or drainage improvement districts.**

Any organized drainage or drainage improvement district in existence on April 1, 1979, the boundary of which is wholly or partly within the boundary of the City on that date, may seek relief from City storm and surface water sewerage charges to the extent that it can prove to the satisfaction of the Director that such district provides storm and surface water sewerage within the boundary of the City. Nothing herein shall expressly or by implication constitute City or City Council approval or ratification of, or agreement or consent to, any act, undertaking or omission by any such district.

(Ord. 23240 § 1; passed Aug. 28, 1984)

**12.08.550 Waterfront properties. *Repealed by Ord. 26526.***

(Ord. 26526 § 9; passed Nov. 30, 1999; Ord. 25979 § 9; passed Nov. 19, 1996; Ord. 24879 § 27; passed May 21, 1991; Ord. 23240 § 1; passed Aug. 28, 1984)

**12.08.560 Low impact development surface water rate reduction.**

A. For parcels that provide additional low impact development BMPs and features beyond that required by the SWMM to mitigate the impacts of development or redevelopment, or if low impact development is used to mitigate existing stormwater discharges that were not required to install low impact development BMPs at the time of development or redevelopment, a rate reduction in the surface water rates applicable to those parcels shall be allowed as approved by the Director, or designee, in accordance with this section. All facilities shall be designed in accordance with the applicable BMPs and requirements of the SWMM. All designs shall be reviewed and approved by the City of Tacoma Environmental Services Department prior to installation.

In order to qualify under this section:

1. The applicant shall submit the request for a rate reduction per this section to Environmental Services prior to construction of the proposed improvements and obtain all applicable permits.
2. Where the system is built for mitigating the impacts of stormwater based on new or redevelopment that has met the thresholds for Minimum Requirement #5 as defined in the most recent version of the SWMM, the owner of the parcel must have obtained the proper permits and constructed the system according to plans approved by the Director, and the system must include LID BMPs or features beyond those required by the minimum requirements of the City's SWMM in effect at the time of development or redevelopment.
3. Where the system is built to provide mitigation for existing stormwater flows and not as a requirement of any new or redevelopment action that requires compliance with SWMM, the system must be approved by the Director prior to construction, the applicant shall obtain proper permits if applicable, the design shall be reviewed and accepted by Environmental Services prior to construction, the applicant shall notify and allow Environmental Services to inspect the system during and after construction and the system shall comply with the applicable BMPs and requirements of the SWMM or the approved plans.
4. The owner shall develop an O&M Manual for the facilities, be responsible for all costs of construction and proper operation and maintenance of such system, and shall submit annual maintenance reports to the Director or designee.
5. The Owner shall enter into a Covenant and Easement Agreement with the City. Due to the voluntary nature of this program, the C&E Agreement shall be recorded to title of the property by the City.

B. The Director or designee reserves the right to inspect all stormwater systems approved or sought to be approved under this section at any time to ascertain that they have been installed in accordance with the approved documents and function properly. If at any time such system fails to function as designed as determined by the Director by appropriate engineering standards, or if the owner fails to submit the annual maintenance reports, the Director may reduce or revoke the rate reduction to reflect the effectiveness, if any, of such system, or the Director may revoke approval of the system irrespective of prior approval by the Director of either the system or plans therefor.

C. The rate reduction allowed under this section shall be as follows:

1. The rate reduction for using low impact development BMPs as designated in the SWMM to mitigate for a portion of stormwater from the site shall be one category of rate reduction.
2. The rate reduction for using low impact development BMPs as designated in the SWMM for full mitigation, defined as mitigation of all surfaces and disturbed areas, shall be two categories of rate reduction.
3. Notwithstanding any rate reduction authorized, permitted or provided for in this section, no rate computation shall be reduced below that applicable to undeveloped land.

(Ord. 28330 Ex. D; passed Nov. 24, 2015; Ord. 28261 Ex. A; passed Dec. 9, 2014; Ord. 28168 Ex. A; passed Sept. 9, 2013; Ord. 28128 Ex. A; passed Feb. 12, 2012; Ord. 27003 § 20; passed Nov. 19, 2002; Ord. 23240 § 1; passed Aug. 28, 1984)

**12.08.600 Billing periods, payments, and collections.**

A. All bills for wastewater and surface water service charges as set forth herein shall be rendered monthly or bimonthly as shall be determined by the City Manager and shall become due and payable at the office of the City Treasurer or such other

places as approved by the City Treasurer on or before the 15th day after the statement has been mailed and shall become delinquent thereafter.

B. For any service charge which becomes delinquent, the party shall be charged a late payment fee as set forth in Chapter 12.01 TMC. Any service charge which becomes delinquent, together with interest, also shall immediately become a lien against the premises served under RCW 35.67.200. Such lien may be foreclosed by the City in the manner provided by Chapter 35.67 RCW. In the event that the City files or releases a lien with the County Auditor, a processing fee will be added to the delinquent amounts owed equivalent to the current fees charged by the County Auditor for filing or releasing a lien. The processing fee will be allocated to Wastewater Management or Surface Water Management Funds, as appropriate, and, for City tax purposes, recorded as revenue. In addition to such foreclosure, a customer whose said Wastewater Management or Surface Water Management account is delinquent shall also be subject to having City water utility services terminated for the subject premises (or other premises owned or rented by the customer), which termination shall continue until satisfactory arrangements are made to satisfy the delinquency.

C. Rates due under this chapter shall be computed by carrying the computation to the third decimal place and rounding to a whole cent using a method that rounds up to the next cent whenever the third decimal place is greater than four.

(Ord. 28261 Ex. A; passed Dec. 9, 2014: Ord. 28160 Ex. A; passed Jul. 9, 2013: Ord. 28128 Ex. A; passed Feb. 12, 2012: Ord. 27765 Ex. A; passed Dec. 9, 2008: Ord. 27538 § 28; passed Oct. 24, 2006: Ord. 27285 § 16; passed Nov. 2, 2004: Ord. 27003 § 21; passed Nov. 19, 2002: Ord. 26729 § 15; passed Nov. 7, 2000: Ord. 25587 § 36; passed Sept. 20, 1994: Ord. 23337 § 4; passed Sept. 10, 1985)

#### **12.08.610 Property owner liability – Supplemental charges.**

A. The owner(s) of property, whether inside or outside the City, from which material in violation of this chapter is discharged into the Municipal Sewer System shall be liable to pay any supplemental charges the City incurs to respond to such violation. Liability for supplemental charges under this section shall also apply to any person responsible for discharging a material in violation of this chapter into the Municipal Sewer System, regardless whether they own the property from which the prohibited discharge originates. Assessment of supplemental charges shall be in addition to: (a) any enforcement action the City may pursue under TMC 12.08.670 or TMC 12.08.675 to address a violation of Chapter 12.08 TMC; (b) any cost recovery remedy available to the City under state and federal environmental laws and regulations; and (c) any other remedy available at law to address a violation of Chapter 12.08 TMC.

1. Supplemental charges are all incidental expenses the City incurs responding to a violation covered by subsection A. above. The term “incidental expenses” includes all of the City’s costs to address the violation, including, but not limited to: (a) personnel costs, both direct and indirect; (b) any costs the City incurs to investigate, contain, and abate the discharge, including cleaning up any contamination caused by the discharge that may be present within the Municipal Sewer System, at the point of discharge, and/or in the receiving environment; (c) costs to document and enforce the violation; (d) contracting costs to hire a contractor(s) or consultant(s) and contract payments to such contractor(s) and consultant(s); (e) laboratory cost and analytical expenses; (f) costs for equipment, materials, and supplies; (g) mobilization, transportation, treatment, storage, and disposal costs; (h) attorney’s fees, when authorized; (i) the costs of any required printing or mailing; and (j) the costs of collection for unpaid supplemental charges.

2. Any supplemental charges assessed shall become due and payable to the City within 30 calendar days of receipt of such assessment. Persons wishing to appeal the assessment of supplemental charges may do so in accordance with TMC 12.08.678. If supplemental charges are appealed and affirmed in whole or in part, such charges shall become due and payable within 30 calendar days of receipt of a final decision by the Hearing Examiner or a court. The City may pursue collection of non-payment of supplemental charges by any lawful means authorized, including referral to a collection agency.

(Ord. 27978 Ex. A; passed Apr. 26, 2011: Ord. 27285 § 17; passed Nov. 2, 2004: Ord. 23240 § 1; passed Aug. 28, 1984)

#### **12.08.620 Contracts with the state, sewer or water districts and other municipal corporations.**

Whenever, in view of the sanitary and storm and surface water sewerage requirements of the City, the Municipal Sewer System has adequate capacity, the City may contract with the state, with any incorporated sewer district or water district which is successor by merger with a sewer district or with any other municipal corporation for the discharge into the Municipal Sewer System of sanitary sewage, or wastewater, or storm or surface water, from any state property or all or any part or parts of such sewer or water district or municipal corporation, or for discharge into the system of sewers of any sewer or water district or municipal corporation of sanitary sewage, wastewater, or storm or surface water, from any part or parts of the City, upon such terms and conditions and for such periods of time as may be deemed reasonable.

(Ord. 27285 § 18; passed Nov. 2, 2004: Ord. 23240 § 1; passed Aug. 28, 1984)

**12.08.630 Sewer fund created.**

There be and is hereby created in the Treasury of the City a special fund to be known as the “Sewer Utility Fund.” Any and all revenues received for the use of the Municipal Sewer System as set forth herein, from revenues received from the sale of byproducts from a treatment facility of the Municipal Sewer System or from any other source for rental, use, or services rendered by the Municipal Sewer System, shall be credited to this fund and all expenses for the operation, maintenance, and repair of the Municipal Sewer System shall be charged to this fund. It is intended that in enacting this section that Section 13 of Ordinance No. 13989, passed October 4, 1950, be substantially reenacted hereby.

(Ord. 23240 § 1; passed Aug. 28, 1984)

**12.08.640 Environmental Services Conservation Loan Program.**

There is established in the City a new program to be known as the “Environmental Services Conservation Loan Program” (“Program”). The Treasurer of the City is hereby authorized to transfer sufficient funds from the Wastewater Management or Surface Water Management Fund, as appropriate, to the Conservation Loan Fund in order to administer the Program. Disbursement of funds from the Conservation Loan Fund shall be made in the manner as provided by law.

Moneys allocated to the Conservation Loan Fund are to be used exclusively to provide loans for City of Tacoma wastewater or surface water customers to purchase and install materials and equipment that help conserve conveyance and treatment capacity in the City’s stormwater or sanitary sewer system and/or reduce pollution in discharges to the wastewater treatment plants or waters of the state. Except as provided by law, loans shall be secured by a lien against the benefited property or a security interest in the equipment benefited, and the Conservation Loan Fund shall be sustained by borrower payments, which shall include reasonable interest. The Director shall determine and administer the policies and operation of the Environmental Services Conservation Loan Program. The Director is authorized to implement any and all remedies to collect the payments for the loans, which may include foreclosure of the liens and/or security interests, as well as terminating water service to the premises.

(Ord. 27003 § 22; passed Nov. 19, 2002; Ord. 26729 § 16; passed Nov. 7, 2000; Ord. 26338 § 10; passed Dec. 8, 1998)

**12.08.650 Board of Review. *Repealed by Ord. 24879.***

(Ord. 24879 § 28; passed May 21, 1991; Ord. 23240 § 1; passed Aug. 28, 1984)

**12.08.660 Falsifying information. *Repealed by Ord. 25587.***

(Ord. 25587 § 37; passed Sept. 20, 1994; Ord. 23240 § 1; passed Aug. 28, 1984)

**12.08.670 Violation – Penalties.**

Any person found guilty of willfully violating, without sufficient cause, any of the provisions of this chapter, or permit or order issued pursuant to this chapter, is guilty of a gross misdemeanor, and on conviction shall be punished by a fine of up to \$5,000.00, or by imprisonment for up to 365 days, or by both such fine and imprisonment. Each day's violation may be deemed a separate offense and shall be subject to a penalty assessment for each day during the period of violation.

(Ord. 25587 § 38; passed Sept. 20, 1994; Ord. 24307 § 7; passed Mar. 7, 1989; Ord. 23240 § 1; passed Aug. 28, 1984)

**12.08.675 Notice of violation – Civil penalties.**

A. Notice of Violation. When the Director finds that a civil violation of this chapter has occurred or is occurring, then the Director may issue a notice of violation to the person responsible for the violation. The issuance of a notice of violation represents a determination that a violation of this chapter has occurred or is occurring. The notice of violation may include civil penalties, corrective action orders, as well as corrective action/compliance schedules under TMC 12.08.140.E.7. The determination is final unless a hearing is requested as provided for in this chapter.

B. Content of Notice. The notice of violation shall include the following information:

1. The name and address of the person responsible for the violation; and
2. The street address where the violation has occurred or is occurring or, in the alternative, a description sufficient for identification of the building, premises, or land upon which the violation has occurred or is occurring; and
3. A description of the violation and a reference to the provision(s) of the City of Tacoma regulation which has been violated; and
4. A statement establishing a civil penalty, corrective action order, and/or compliance schedule, as applicable; and
5. A statement that the notice of violation represents a determination that a violation of the provisions of Chapter 12.08 TMC has occurred, and that the determination is final unless a hearing is requested within 30 days from the date of the notice; and



6. A statement indicating that any hearing scheduled as a result of an appeal may be canceled if the Director finds that the violator has complied with the actions required by the notice; and
7. A statement that a civil penalty in an amount not to exceed \$5,000 for each violation, for every day the violation continues, may be assessed against the person to whom the notice of violation is directed; and
8. A statement of the options available to respond to the notice of violation and the procedures necessary to exercise these options.

C. Service of Notice. The Director shall serve the notice of violation upon the person to whom it is directed, either personally or by mailing a copy of the notice of violation to such person at the person's last known address, postage prepaid by certified mail with return receipt requested, or by first-class mail. Proof of service shall be established by the date and signature of the addressee on the certified mail "return receipt" form, or upon the third day following the date upon which the notice of violation was placed in the mail, unless the third day falls on a Saturday, Sunday, or legal holiday, in which event service shall be deemed complete on the end of the next day which is neither Saturday, Sunday, or a legal holiday. If the person to whom the notice of violation is directed cannot after due diligence be personally served within Pierce County, and if an address for mailed service cannot after due diligence be ascertained, then notice shall be served by posting a copy of the notice of civil violation conspicuously on the property or structure where the violation occurred, or is occurring. In this circumstance, proof of service shall be made by a written declaration under penalty of perjury executed by the person effecting the service, declaring the time and date of service, the manner by which the service was made, and if service is made by posting, then the facts showing that due diligence was used in attempting to serve the person personally or by mail.

D. Civil Penalty. In enforcement actions, under this chapter, where a civil penalty is assessed, the civil penalty for each separate violation per day or portion thereof shall be in an amount not to exceed \$5,000. Each and every violation shall be a separate and distinct offense. In case of a continuing violation, every day's continuance shall be a separate and distinct violation. Every person who, through an act of commission or omission, procures, aids, or abets in the violation shall be considered to have violated the provisions of this chapter and shall be subject to the penalty herein provided. Failure to take corrective action as specified in a corrective action order issued by the Director under Chapter 12.08 may subject the recipient to a civil penalty in an amount not to exceed \$5,000 for each day of continued noncompliance.

E. Continued Duty to Correct. Payment of the civil penalty does not relieve the person to whom the notice of violation was issued of the duty to correct the violation.

F. Collection of Penalty. The civil penalty constitutes a personal obligation of the person to whom the notice of civil violation is directed. Any civil penalty assessed shall be paid to the City of Tacoma within 30 calendar days of receipt of such notice or, if appealed, within 30 calendar days of receipt of the Hearing Examiner's decision or a notice from the City that penalties are due.

G. Any person who has received a notice of violation shall respond to such notice within 30 days of the date of the notice. For the purposes of this section, a response may take the following forms:

1. If the person receiving the notice of violation does not contest the terms of such notice, the person shall respond within thirty (30) days by paying any civil penalties that may be assessed, and by taking any corrective actions that may be required by the Director. The Director shall not be bound by the corrective action or the amounts of civil penalties contained in the notice of civil violation, and the Director may make such modifications to the notice as will accomplish the purposes of this chapter.
2. If the person decides to contest the notice of violation, including any civil penalties, orders, requirements, decisions, or determinations that may be contained within such notice, the person shall file a written appeal with the Hearing Examiner within thirty (30) days from the date the notice of violation was received. The date of receipt shall be established according to the proof of service requirements set forth in TMC 12.08.675.C. above. . The person shall file the appeal by submitting it, either by mail or in person, with the office of the Hearing Examiner.

H. Hearing Before the Hearing Examiner.

1. Notice. A person to whom a notice of civil violation is issued that has filed a request for a hearing before the Hearing Examiner will be scheduled to appear at a prehearing before the Hearing Examiner not less than 15 calendar days after the request for hearing has been filed.
2. Prior Correction of Violation. The hearing before the Hearing Examiner may be canceled if the person to whom a notice of civil violation is issued agrees in writing to comply with the requirements of the notice.
3. Procedure. The Hearing Examiner shall conduct a hearing in the notice of violation appeal pursuant to the requirements of Chapter 1.23 TMC, and the City of Tacoma Office of Hearing Examiner Rules of Procedure for Hearing. The person to whom the notice of civil violation was directed shall have the right to file a written answer to the charge. The person to whom the

notice of civil violation was directed shall have the right to appear at the hearing represented by legal counsel, and may participate as a party. The Director may appear in proceedings under this chapter, and may, but need not, be represented by the City Attorney. Each party may call and cross-examine witnesses, and be fully heard. The burden of proof in such hearings shall be governed by TMC 1.23.070.C. The determination of the Director as to the need for the required corrective action shall be accorded substantial weight by the Hearing Examiner in determining the reasonableness of the required corrective action. The Hearing Examiner may call witnesses on the Examiner's own motion, and compel the production of books, records, papers, and such other evidence needed by the parties. To that end, the Hearing Examiner may issue subpoenas and subpoenas duces tecum at the request of any party. All testimony shall be given under oath administered by the Hearing Examiner.

4. Decision of the Hearing Examiner. Pursuant to Chapter 1.23 TMC, the Hearing Examiner shall make, and fully record in the Hearing Examiner's permanent records, findings of fact, conclusions of law, and an order of disposition. The Hearing Examiner shall determine whether the City has established that a violation has occurred and whether the required corrective action is reasonable. The Hearing Examiner's order shall affirm, vacate, or modify the City's decisions regarding the alleged violation and/or the required corrective action, with or without written conditions. The Hearing Examiner shall issue an order to the person responsible for the notice of civil violation which contains the following information:

- a. The decision regarding the alleged violation including findings of fact and conclusions based thereon in support of the decision;
- b. The required corrective action;
- c. The date and time by which the corrective action must be completed; and
- d. The civil penalties assessed.

I. Assessment of Civil Penalties. Civil penalties assessed by the Director shall be in accordance with the provisions of this section. Civil penalties shall be reasonably calculated to achieve compliance with, and deter future violation of, the Tacoma Municipal Code. In reviewing a civil penalty assessed by the Director, the Hearing Examiner shall consider the following factors:

1. Whether the person against whom the notice of civil violation was issued responded to staff attempts to contact that person, and whether the person against whom the notice of civil violation was issued cooperated with efforts to correct the violation;
2. Whether the person against whom the notice of civil violation was issued failed to appear at the hearing;
3. Whether the violation was a repeat violation;
4. Whether the person against whom the notice of civil violation was issued showed due diligence and/or substantial progress in correcting the violation;
5. Whether a genuine code interpretation issue exists; and
6. Any other relevant factors.

J. Notice of Decision. The Hearing Examiner shall mail a copy of the decision to the appellant and to the Director within 10 days of the Hearing Examiner's decision.

K. Failure to Appear. Failure on the part of the person to whom the notice of civil violation was issued constitutes an admission to the violations alleged. If the person to whom the notice of civil violation was issued fails to appear at the scheduled hearing, the Hearing Examiner will enter an order finding that the violation occurred, and assessing the appropriate civil penalty. The City will carry out the Hearing Examiner's order, and recover all related expenses.

L. Appeal to Municipal Court. If the Hearing Examiner orders any person to pay a civil penalty, that person may appeal, in the form of a trial de novo, to the Tacoma Municipal Court.

1. The Tacoma Municipal Court shall hear the case according to the Civil Rules for Courts of Limited Jurisdiction, and applicable local rules of the Court.
2. Appeal shall be taken by filing in the Tacoma Municipal Court a notice of appeal within 14 days of the Hearing Examiner's order. The person filing the appeal shall also, within the same 14 days, serve a copy of the notice of appeal on the Hearing Examiner, the Director, the City Attorney, and shall file an acknowledgment or affidavit of service in the Tacoma Municipal Court.

M. Nonexclusive Remedy. The provision for civil penalties is not exclusive, and civil penalties may be used together with other remedies that may exist in law or in equity, except that no act or omission that is defined as a crime by Washington or federal statutory law shall incur a civil penalty.

(Ord. 27978 Ex. A; passed Apr. 26, 2011: Ord. 27538 § 30; passed Oct. 24, 2006: Ord. 27285 § 19; passed Nov. 2, 2004: Ord. 27003 § 23; passed Nov. 19, 2002: Ord. 25587 § 39; passed Sept. 20, 1994: Ord. 24879 § 29; passed May 21, 1991)

#### **12.08.677 Dischargers in significant noncompliance.**

Industrial Dischargers found by the Director to be in significant noncompliance, as defined in 40 CFR Part 403 and Chapter 12.08 TMC during a 12-month period may be listed and their names published annually in a newspaper of general circulation that provides meaningful public notice within the jurisdiction(s) served by Tacoma.

(Ord. 27978 Ex. A; passed Apr. 26, 2011: Ord. 27765 Ex. A; passed Dec. 9, 2008: Ord. 25802 § 21; passed Dec. 5, 1995: Ord. 25587 § 40; passed Sept. 20, 1994)

#### **12.08.678 Appeals of orders, requirements, decisions and determinations.**

Any person wanting to contest an order, requirement, decision, or determination made by the Director in enforcing the provisions of this chapter to the Hearing Examiner shall file a written appeal with the Hearing Examiner and request a hearing within thirty days of receipt of such order, requirement, decision, or determination. The date of receipt shall be established according to the proof of service requirements set forth in TMC 12.08.675.C. above. The Hearing Examiner shall conduct a hearing in the appeal of an order, requirement, decision, or determination by the Director pursuant to the requirements of TMC 1.23, and the City of Tacoma Office of Hearing Examiner Rules of Procedure for Hearing. The burden of proof in such hearings shall be governed by TMC 1.23.070.C. In exercising such powers of review, the Hearing Examiner may, in conformity with the provisions of the law, reverse or affirm the Director's order, requirement, decision, or determination in whole or in part, or may modify the order, requirement, decision, or determination and make such order as appears just to the Hearing Examiner.

(Ord. 27538 § 31; passed Oct. 24, 2006: Ord. 25587 § 41; passed Sept. 20, 1994)

#### **12.08.680 Severability – Saving.**

If any portion of this chapter, as now or hereafter amended, or its application to any person or circumstances, is held invalid, unenforceable or unconstitutional, such adjudication shall not affect the validity of this ordinance or of this chapter, as now or hereafter amended, or any section, provision or part hereof or thereof not adjudicated to be invalid, unenforceable or unconstitutional, and its application to other persons or circumstances shall not be affected.

(Ord. 23240 § 1; passed Aug. 28, 1984)

#### **12.08.700 Utility Reimbursement Agreements Wastewater and Surface Water Utility Improvements.**

A. Purpose. The purpose of this section is to prescribe rules and regulations for exercise of the authority to enter into a Utility Reimbursement Agreement granted to the City pursuant to RCW 35.91.

B. Definitions. As used in this section, the terms listed below shall be defined as follows:

“Applicant” means any private individual or corporation using private funds to install Wastewater or Surface Water improvements in a public right-of-way that will benefit other property owners (Latecomers) who will develop their properties after said improvements.

“Cost of Construction” means those costs incurred for design, acquisition for right-of-way and/or easements, construction, materials, and installation required in order to create an Improvement which complies with City standards. Until such time as RCW 35.91 is amended to expressly authorize inclusion of interest charges or other financing costs, such expenses shall not be included in the calculation of construction costs. In the event of a disagreement between the City and the Applicant concerning the cost of the Improvement, the Director’s determination shall be final.

“Director” means the Director of the Environmental Services Department or his or her designated representative.

“Improvements” means all Wastewater and Surface Water improvements and appurtenances required by the City that provide benefits to properties to other than those owned or otherwise controlled by the Applicant.

“Latecomer” means any private individual or corporation that benefits from Wastewater or Surface Water improvements installed by others, providing these Improvements are subject to a valid Latecomers agreement.

“Owner” means the builder or developer of a Wastewater or Surface Water system improvement.

“Utility Reimbursement Agreement” means a written contract between the City and one or more property owners providing for construction of water or sewer facilities and for partial reimbursement to the party causing such improvements to be made of a portion of the costs of such Improvements by owners of property benefited by the Improvements, as more specifically described in RCW 35.91.

“Utility Reimbursement Area” means the area served in being benefited by the system, as defined above.

“Wastewater or Surface Water Facilities” shall have the meaning specified in RCW 35.91.020 as it now reads or as hereafter amended.

C. Project Requirement. In order to be eligible for a Utility Reimbursement Agreement, the estimated cost of the proposed Improvement must not be less than \$25,000. This ordinance may be applied to any facility that has not been fully accepted as operational by the City on or after January 1, 2005. The estimated cost of the Improvement shall be determined by the Director, based upon a construction contract for the project, bids, engineering or architectural estimates, or other information deemed by the Director to be a reliable basis for estimating costs. The determination of the Director shall be final.

D. Application. An application for a Utility Reimbursement Agreement shall be made on a form provided by the City. The application fee shall be set by the Director and shall be submitted to the City with the written application and shall be accompanied by:

1. Preliminary utility design drawings;
2. Itemized estimate of construction costs prepared and signed by a licensed civil engineer or in the form of a bid submitted by a qualified contractor (if more than one bid has been obtained, all bids must be submitted to the City);
3. A scaled vicinity drawing, stamped by a licensed civil engineer or licensed land surveyor depicting the improvements and their location and the proposed benefited area, including dimensions and county assessor’s numbers for each tax parcel, size of parcels, and evaluations where necessary for determining benefits;
4. The proposed list of properties within the Utility Reimbursement Area, stating the proposed reimbursement amount;
5. A complete list of record owners of property within the proposed Utility Reimbursement Area certified as complete and accurate by the Applicant and which states names and mailing addresses for each such owner;
6. Envelopes addressed to each of the record owners of property within the Utility Reimbursement Area who have not contributed their pro rata share of such costs. Proper postage for certified mail shall be affixed or provided;
7. A separate legal description for each tax parcel within the benefited area;
8. Such other information as the Director determines is necessary to properly review the application; and
9. An application fee of \$300.

E. Length of Reimbursement Provision. No Utility Reimbursement Agreement shall provide for reimbursement for a period of longer than fifteen (15) years from the date of final acceptance of the improvements by the City.

F. Director’s Determination.

1. The Director shall review all applications and shall approve the application only if the following requirements are met:
  - a. The project satisfies the minimum size requirement, Section C; and
  - b. The proposed Improvements fall within the description of Surface Water or Wastewater Facilities, as those terms are described in RCW 35.91; and
  - c. The proposed improvements are not completed prior to January 1, 2005. After December 31, 2006, application will have to be made prior to commencing construction of the system.
2. In the event all of the above criteria are not satisfied, the Director may condition approval, as necessary, in order for the application to conform to such criteria, or shall deny the application. The final determination of the Director shall be in writing.

G. Determination of Utility Reimbursement Area Boundary and Reimbursement Fee. In the case of all approved applications, the Director shall define the Utility Reimbursement Area based upon a determination of which parcels did not contribute to the original cost of the water or sewer facility for which the Utility Reimbursement Agreement applies and which may subsequently tap into or use the same, including not only those which may connect directly thereto, but also those who may connect to laterals, branches, or pump stations connecting thereto. An estimated amount of the reimbursement fee shall be established so that each property will pay a share of the costs of the Improvements that is proportional to the benefits accruing to the property. The reimbursement fee shall be calculated by dividing the area of the property being connected to the system by the overall area that is benefited by the system; this amount shall be multiplied by the Cost of Construction.

H. Utility Reimbursement Agreement Must Be Recorded. In order to become effective, a Utility Reimbursement Agreement must be recorded with the office of the Pierce County Department of Records and Elections. It shall be the sole responsibility of the beneficiary of the Utility Reimbursement Agreement to verify the agreement has been recorded.



I. Written Agreement–City Payment of City Costs in Excess of Application Fee.

1. Upon approval of the application, determination of the estimated Cost of Construction, the Utility Reimbursement Area, and estimated fees by the Director, the Applicant shall sign a Utility Reimbursement Agreement in the form supplied by the City. The signed agreement, the application, and supporting documents, together with the Director’s estimate of the Cost of Construction and determination of Utility Reimbursement Area and estimated fees shall be drawn into a written agreement between the City and the Applicant.

2. In the event that costs incurred by the City for engineering or other professional consultant services required in processing the application exceed the amount of the application fee, execution of the agreement shall be conditioned upon receipt of payment by the Applicant of an additional amount sufficient to compensate the City for its costs in excess of the application fee.

J. Construction and Acceptance of Improvement–Recording of Final Fees.

1. After the Utility Reimbursement Agreement has been signed by both parties and all necessary permits and approvals have been obtained, the Applicant shall construct the Improvement and, upon completion, request final inspection and acceptance of the Improvement by the City, subject to any required obligation to repair defects. An appropriate bill of sale, easement, and any other document needed to convey the Improvement to the City and to ensure right of access for maintenance and replacement shall be provided, along with documentation of the actual costs of the Improvement and a certification by the Applicant that all of such costs have been paid.

2. In the event that actual costs are less than the Director’s estimate used in calculating the estimated fees by 10 percent or more, the Director shall recalculate the fees, reducing them accordingly, and shall cause a revised list of fees to be recorded with the county auditor.

K. Notice to Property Owners. Prior to execution of any contract with the City establishing a Utility Reimbursement Agreement, the Director, or his or her designee, shall provide notice, via certified mail, to all record property owners within the Utility Reimbursement Area. As defined by the City on the basis of information and material supplied by the Applicant stating the preliminary boundaries of such an area and assessments along with substantially the following statement: “As a property Owner within the Utility Reimbursement Area, whose preliminary boundaries are enclosed with this notice, you or your heirs and assigns will be obligated to pay, under certain circumstances, a pro rata share of construction and contract administration costs of the certain Wastewater or Surface Water Utility project that has been preliminarily determined to benefit your property. The proposed amount of such pro rata share is also enclosed with this notice. You or your heirs and assigns shall be required to pay said share before any development permits are issued for development on your property within 15 years of the date that a contract establishing such area is recorded with Pierce County, provided your development would have required similar Surface Water or Wastewater Utility Improvement for approval. You have the right to request a hearing before the Director within twenty (20) days of the date of this notice. All such requests must be made in writing and filed with the City Clerk. After the Utility Reimbursement Agreement has been recorded, it shall be binding on all owners of record within the Utility Reimbursement Area who are not a party to the Utility Reimbursement Agreement.”

L. Collection of Reimbursement Fees.

1. Subsequent to the recording of a Utility Reimbursement Agreement, the City shall not permit connection of any property within the Utility Reimbursement Area to any sewer or water facility constructed pursuant to the Utility Reimbursement Agreement, unless the share of the costs of such facilities required by the recorded agreement is first paid to the City.

2. Upon receipt of any reimbursement fees, the City shall deduct a 15 percent administrative fee and remit the balance of the reimbursement fees to the party entitled to the fees pursuant to the agreement. In the event that, through error, the City fails to collect a required reimbursement fee prior to approval of connection to a sewer or water facility, the City shall make diligent efforts to collect such fee, but shall under no circumstances be obligated to make payment to the Applicant entitled to reimbursement, or in any other way be liable to such party, unless such reimbursement fee has actually been paid to the City.

M. Segregation of Reimbursement Fees. The Utility Reimbursement Agreement shall provide that the City is authorized to make segregation or adjustments to reimbursement fees because of subdivision or boundary line adjustment of the benefited properties. The segregation or adjustment shall generally be made in accordance with the method used to establish the original reimbursement fees. Segregation or adjustment shall not increase or decrease the total reimbursement fees to be paid.

N. Disposition of Undeliverable Reimbursement Fees. In the event that, after reasonable effort, the party to which the reimbursement fees are to be paid, pursuant to a Utility Reimbursement Agreement, cannot be located and upon the expiration of one hundred eighty (180) days from the date the fees were collected by the City, the fees shall become the property for the City and shall be revenue to the City Wastewater and Surface Water utilities.

O. Rights and Nonliability of the City. The City reserves the right to enter into any Utility Reimbursement Agreement or to reject any application thereof. All applications for Utility Reimbursement Agreements shall be made on the basis that the

Applicant releases and waives any claims for any liability of the City in establishment and enforcement of Utility Reimbursement Agreements. The City shall not be responsible for locating any beneficiary or survivor entitled to benefits by or through Utility Reimbursement Agreements.

P. Severability. If any section, sentence, clause, or phrase of this section should be held to be invalid or unconstitutional by a court of competent jurisdiction, such invalidity or unconstitutionality shall not affect the validity or constitutionality of any other section, sentence, clause, or phrase of this chapter.

Q. City Funding. As an alternative to financing projects under this section solely by owners of real estate, the City may join the financing of Improvement projects and may be reimbursed in the same manner as in the owners of real estate to participate in the projects, if the City has specified the conditions of its participation in an ordinance. As another alternative, the City may create a Utility Reimbursement Area on its own initiative, without the participation of a private property owner, finance the cost of the Surface Water or Wastewater Utility Improvement, and become the sole beneficiary of the reimbursements that are contributed. The City may be reimbursed only for the cost of the Improvement that benefit that portion of the public who will use the developments within the Utility Reimbursement Area established pursuant to this section. No City costs for the Improvement that benefits the general public may be reimbursed.

R. Director's Action. If any owner of property within the proposed Utility Reimbursement Area requests a hearing in writing within twenty (20) days of the mailing of the property owner notification, a hearing shall be held before the Director, notice of which shall be given to all affected property owners in addition to the regular notice requirements specified by this code, the cost of which shall be borne by the Applicant. At a hearing, the Director shall take testimony from affected property owners and make a final determination of the area boundaries, the amount of assessments, length of time for which reimbursement shall be required, and shall authorize the execution of appropriate documents. The Director's ruling of these matters is determinative and final. If no hearing is requested, the Director may consider and take final action on these matters at any public meeting twenty (20) days after notice was mailed to the affected property owners.

(Ord. 28093 Ex. E; passed Oct. 16, 2012; Ord. 27502 § 1; passed Jun. 27, 2006)

#### **12.08.720 Side Sewer Condition Education Requirement.**

A. Purpose. The purpose of this section is to establish the distribution requirements for private side sewer educational flyers at the time of sale, major building remodel or additions to properties within the City of Tacoma, in order to educate property owners on the conditions of private side sewers, and to encourage the reduction in quantity of inflow and infiltration into the sanitary sewer system. The educational flyer distribution requirements take effect on December 1, 2010. The City encourages owners to be proactive in making private side sewer or building repairs to eliminate infiltration and inflow to the sanitary sewer system. The City offers financial assistance to qualified customers through the Environmental Services Conservation Loan Program, per TMC 12.08.640, to aid with the cost of performing private side sewer repairs or replacement.

B. Definitions. As used in this section, the terms listed below shall be defined as follows:

“Cleanout” means a section of pipe that extends from the underground private side sewer to the ground surface which is used to access the private side sewer for the purposes of cleaning and inspecting the private side sewer.

“Condominium” means real property, portions of which are designated for separate ownership and the remainder of which is designated for common ownership solely by the owners of those portions. Real property is not a condominium unless the undivided interests in the common elements are vested in the unit owners and unless a declaration and a survey map and plans have been recorded, pursuant to RCW 64.34.020.

“Direct Connection” means any piped connection to the private side sewer that conveys stormwater or surface water to the sanitary sewer system. Examples of direct connections include roof drains, sump pumps, footing drains, area drains, yard drains, and driveway drains.

“Director” means the Director of the Environmental Services Department or his or her designated representative.

“Educational Flyer” means the document prepared by the City that provides educational information to property owners regarding the condition of side sewers and private ownership and maintenance responsibilities.

“Infiltration” means any groundwater that makes its way into the private side sewer via defects in the pipe, such as cracks, holes, unsealed joints, and root penetrations.

“Inflow” means any water that is dumped or conveyed into the sanitary sewer system through improper or direct connections. Examples of improper or direct connections include roof drains, footing drains, area drains, yard drains, and driveway drains.

“Private Side Sewer” means the sewage conveyance pipe owned by the property owner that extends from approximately two feet outside of a building or structure to the connection at the public sanitary sewer main. In most circumstances, a portion of the private side sewer extends into public streets or alleys connecting to the public sewer main.

“Public Sewer Main” means the network of common sewage conveyance pipes that are owned, maintained, and operated by the City of Tacoma.

“Real Estate Professional” means the person(s) responsible for representing a buyer/seller or potential buyer/seller in the purchase transaction of a real property.

“Sell or Transfer of Title” means the sale or transfer of an entire real property estate or the fee interest in that real property estate and does not include the sale or transfer of a partial interest, including a leasehold.

“Owner” means any private individual or corporation that holds the title to a real property as shown by the Pierce County Assessor’s records.

C. Educational Flyer Distribution Requirement.

1. Effective December 1, 2010, property owners shall be provided with an educational flyer in the following circumstances:

- a. Prior to the sale or transfer of title for a real property that contains any building or structure with a private side sewer connecting to the public sewer main. The educational flyer shall be provided to the buyer and seller by the real estate professional(s) representing the buyer and seller.
- b. Prior to issuance of a building permit for a “substantial building renovation” (as defined in Chapter 2.06.070). The educational flyer shall be provided to the permit applicant by the City at the time of permit application. If the permit applicant is not the property owner, the educational flyer shall be provided to the property owner by the permit applicant.
- c. Prior to issuance of a building permit for any new buildings or additions to existing buildings in which the new structures or additions may be constructed over the top of the existing private side sewer. The educational flyer shall be provided to the permit applicant by the City at time of permit application. If the permit applicant is not the property owner, the educational flyer shall be provided to the property owner by the permit applicant.

2. This section shall not apply to any of the following:

- a. Transfer of title from one co-owner to one or more other co-owners.
- b. Transfer of title made to a spouse or to a person or persons in the lineal line of consanguinity of one or more of the transferors.
- c. Transfer of title between spouses resulting from a decree of dissolution of marriage or a decree of legal separation or from a property settlement agreement incidental to a decree.
- d. Condominiums, as defined in TMC 12.08.720.B.

D. Property owners are solely responsible for the construction, maintenance, operations, repairs, or replacement of the private side sewer and any surface reconstruction requirements when performing said repairs.

E. Violation – Penalties.

Persons who violate this section are subject to the enforcement provisions set forth in TMC 12.08.675, including a Notice of Violation and issuance of a corrective order under TMC 12.08.675.A and civil penalties assessed under TMC 12.08.675.D.

(Ord. 28093 Ex. E; passed Oct. 16, 2012; Ord. 27948 Ex. A; passed Nov. 16, 2010; Ord. 27934 Ex. A; passed Sept. 28, 2010; Ord. 27901 Ex. A; passed Jun. 29, 2010; Ord. 27857 Ex. A; passed Dec. 8, 2009)

**12.08.740 Side Sewer and Sanitary Sewer Availability Manual.**

All work necessary to repair, rehabilitate, replace, or construct new private side sewers shall be performed pursuant to a permit issued by the Director and in accordance with the standards set forth in the City of Tacoma’s Side Sewer and Sanitary Sewer Availability Manual.

(Ord. 27978 Ex. A; passed Apr. 26, 2011)

**12.08.870 Payment In-Lieu-of Construction Program.**

A. Purpose. This section establishes the Payment In-Lieu-of Construction Program (“Program”). Application for the Program is voluntary and not mandatory. This Program shall be available for qualified new development and redevelopment projects required to mitigate for stormwater impacts per Minimum Requirement #6 – Water Quality Treatment, or Minimum Requirement #7 – Flow Control, as defined in the City of Tacoma Stormwater Management Manual (“SWMM”). Property owners, or authorized persons on their behalf, may apply to the Director under this Program to pay a system development charge in-lieu-of constructing stormwater treatment and/or flow control best management practices on the project site. The available capacity of a regional stormwater facility to provide stormwater treatment and/or flow control for mitigation of

stormwater impacts (“Mitigation Capacity”) will be allocated to qualifying benefitted premises under this Program. A system development charge will be assessed to reimburse the City for the historic capital costs to construct or expand regional stormwater facilities to provide mitigation capacity for projects approved under the Program. A maintenance surcharge may also be applicable to offset the additional maintenance costs resulting from the new or expanded regional stormwater facilities benefitting such properties.

All applications for the Program must be reviewed and approved by the Director.

**B. Benefitted Premises.**

For purposes of this Program, the phrase “benefitted premises” shall mean and refer to the specific parcel(s), tract(s), or lot(s), or portions thereof, the development or redevelopment of which has been approved under this Program for mitigation of associated stormwater impacts in-lieu-of constructing individual stormwater treatment and/or flow control best management practices on the project site. Such benefitted premises, and associated improvements, shall be described in the voluntary payment agreement.

**C. Regional Stormwater Facility.** For purposes of this Program, the phrase “regional stormwater facility” shall mean and include (1) a single stormwater facility designed to provide water quality and/or flow control for a large region or portion of a basin or subbasin and designated by the Director to be utilized under the Program to provide mitigation capacity, and (2) multiple stormwater facilities that are designed to provide water quality and/or flow control for a large region or portion of a basin or subbasin and designated by the Director to be utilized under the Program to collectively provide mitigation capacity.

**D. Voluntary Payment Agreement.** For purposes of this Program, the phrase “voluntary payment agreement” shall mean and refer to that agreement entered into, by, and between the property owner and the City which sets forth the terms and conditions pursuant to which the applicant agrees to pay a system development charge in consideration for the City’s covenant to make mitigation capacity available to mitigate stormwater impacts associated with development or redevelopment of the benefitted premises.

**E. System Development Charge.** A system development charge is a charge assessed to the property owner which represents the property owner’s equitable share of the present worth of capital cost associated with the City-owned regional stormwater facilities that will be designated under the Program to mitigate for stormwater impacts associated with the permitted project. An applicant qualified under this Program shall be assessed a system development charge. The system development charges are different for each regional stormwater facility in the Program or group of facilities. The methodology for calculation of the system development charge is defined in the City of Tacoma Regional Stormwater Facility Plan and is based on the present worth of capital costs for each facility. The system development charge for each regional stormwater facility included in the Program shall be established by ordinance of the City Council.

**F. Calculation; Payment.** The amount of surface area requiring stormwater mitigation will be calculated based upon the proposed project as approved with a City of Tacoma construction permit. An applicant cannot pay for and reserve mitigation capacity within a regional stormwater facility for potential future mitigation needs. Each system development charge assessed shall be paid to the City at the time of construction permit issuance.

**G. Maintenance Surcharge.** A maintenance surcharge may be assessed upon the benefitted premises in addition to the surface water rate or charges. The maintenance surcharge is intended to equitably recover the maintenance costs associated with the regional stormwater facility. For purposes of this section, the term “maintenance” shall mean and include ongoing maintenance, operation, repair, and replacement. For purposes of this section, the term “maintenance costs” shall mean, as applicable, (1) the total costs of maintenance of a regional stormwater facility for which all, or substantially all, of the capacity of the regional stormwater facility to provide stormwater treatment and/or flow control is allocated to provide mitigation capacity under this Program, or (2) the total increase in the costs of maintenance of a regional stormwater facility that has been expanded to provide mitigation capacity under this Program.

The maintenance surcharge will be calculated by multiplying the total maintenance costs for the regional facility by the percentage of total mitigation capacity of the regional facility allocated to the benefitted parcel. The maintenance surcharge for each regional stormwater facility included in the Program shall be established by ordinance of the City Council.

**H. Rules and Regulations.** The Director is authorized to develop and publish rules and regulations implementing this Program; provided that, such rules and regulations shall be consistent with the provisions of this section.

**I. Qualification.** In order to qualify for the Program outlined under this section:

1. The applicant shall submit a completed Program application, on forms provided by the Department, prior to final approval of construction permits for the proposed project;
2. The proposed project must be considered a new development or redevelopment project, as those terms are defined in the City of Tacoma SWMM;

3. The proposed project must be located in an area defined by the City of Tacoma Regional Stormwater Facility Plan and the regional stormwater facility specific ordinance;
4. The Director must determine that the regional stormwater facility has mitigation capacity available for the proposed project;
5. Projects shall comply with all applicable portions of the City of Tacoma SWMM and City of Tacoma Regional Stormwater Facility Plan;
6. The applicant shall provide all information requested by the City that is reasonably related to qualification for the Program; and
7. The property owner shall execute a voluntary payment agreement with the City, in a form approved by the Director and the City Attorney. The benefitted premises shall be designated in the voluntary payment agreement.

The covenants set forth in the voluntary payment agreement shall, upon recording with the Pierce County Auditor, or successor, be credited to and considered as a benefit to the benefitted premises running with the land; provided that, the City's covenants shall not apply to additional stormwater mitigation required for redevelopment or new development of any portion of the benefitted premises. It shall be the responsibility of the applicant to timely record the voluntary payment agreement as provided herein and submit a copy of the recorded agreement to the Director. The City shall maintain a copy of the agreement in the City's permanent records.

(Ord. 28371 Ex. A; passed Jul. 26, 2016)

