



























































































Age Groups - Overall Results

Pos	Start #	Athlete	Gender	Division	Country		T1		T2		Time
1	559	Baptiste Aliphat	M	M18-24	 - FRA	00:25:18	00:04:23	02:17:54	00:02:08	01:14:14	04:03:55
2	1645	Esteban Bringer	M	M18-24	 - FRA	00:23:10	00:04:08	02:22:30	00:02:40	01:11:40	04:04:06
3	2039	Paulin PHILIPPE	M	M18-24	 - FRA	00:24:08	00:03:58	02:17:32	00:02:15	01:18:29	04:06:21
4	173	Lucas Miserole	M	M25-29	 - FRA	00:25:37	00:04:13	02:20:03	00:02:42	01:14:47	04:07:22
5	2014	Pierre Gouault	M	M30-34	 - FRA	00:28:28	00:05:29	02:13:17	00:03:14	01:18:20	04:08:45
6	139	Pierre Ruffaut	M	M25-29	 - FRA	00:29:22	00:04:38	02:15:00	00:03:23	01:16:56	04:09:18
7	1699	Adrien Leroux	M	M30-34	 - FRA	00:24:58	00:04:56	02:24:39	00:02:13	01:13:29	04:10:12
8	224	Hugo Gonzalez	M	M18-24	 - FRA	00:24:43	00:03:46	02:19:52	00:02:40	01:19:51	04:10:50
9	137	Maxence Mey	M	M18-24	 - FRA	00:24:48	00:04:27	02:20:02	00:02:48	01:19:18	04:11:22
10	1648	Antoine Muller	M	M30-34	 - FRA	00:23:58	00:03:48	02:19:37	00:03:12	01:21:42	04:12:15
11	138	David BENISTANT	M	M30-34	 - FRA	00:27:37	00:04:54	02:19:26	00:03:07	01:17:22	04:12:25
12	52	Boris Hueber	M	M40-44	 - CHE	00:32:42	00:04:33	02:16:35	00:02:07	01:19:56	04:15:50
13	1330	Juuso Manninen	M	M30-34	 - FIN	00:23:56	00:03:43	02:22:50	00:01:57	01:23:29	04:15:52
14	512	Clovis Beurrier	M	M25-29	 - FRA	00:29:00	00:04:04	02:19:55	00:02:56	01:20:02	04:15:55
15	1095	Pierre Foutrein	M	M25-29	 - FRA	00:25:36	00:04:19	02:26:22	00:01:57	01:18:08	04:16:19
16	1289	Géry Thérér	M	M30-34	 - BEL	00:29:07	00:04:17	02:22:55	00:02:17	01:18:38	04:17:12
17	364	Gilles Dupon	M	M30-34	 - BEL	00:27:50	00:04:11	02:24:06	00:02:59	01:18:26	04:17:30
18	284	Julien Liberge	M	M35-39	 - FRA	00:29:34	00:05:02	02:19:30	00:03:15	01:21:00	04:18:18
19	151	Julien GONNET	M	M40-44	 - FRA	00:27:39	00:04:22	02:25:00	00:02:03	01:19:38	04:18:40
20	866	Léopold REVERT	M	M25-29	 - FRA	00:30:23	00:04:53	02:28:05	00:02:19	01:13:28	04:19:05
21	1245	Corentin Chevalier	M	M25-29	 - FRA	00:28:50	00:04:14	02:22:42	00:02:28	01:21:26	04:19:39
22	780	Fabien Celeste	M	M25-29	 - REU	00:25:36	00:05:10	02:18:51	00:03:05	01:27:30	04:20:10
23	1853	Enzo Stival	M	M25-29	 - FRA	00:28:54	00:04:53	02:26:18	00:02:09	01:18:00	04:20:12
24	1306	Hugo Hottebart	M	M25-29	 - FRA	00:28:04	00:05:57	02:26:29	00:02:54	01:17:08	04:20:30
25	1154	Jordan Guegano	M	M30-34	 - FRA	00:25:19	00:05:10	02:26:24	00:03:08	01:20:44	04:20:43
26	1174	lucas mathieu	M	M30-34	 - FRA	00:26:40	00:04:32	02:28:20	00:02:26	01:19:09	04:21:05
27	558	Julien ALIPHAT	M	M30-34	 - FRA	00:29:29	00:04:49	02:22:20	00:02:23	01:22:20	04:21:19































Age Groups - Overall Results

Pos	Start #	Athlete	Gender	Division	Country		T1		T2		Time
28	59	Joe Fellows	M	M30-34	 - GBR	00:30:00	00:05:28	02:24:17	00:03:15	01:19:02	04:22:01
29	869	Félix Choquet	M	M30-34	 - FRA	00:30:48	00:05:02	02:26:34	00:02:08	01:17:39	04:22:08
30	108	Jonas Delrue	M	M35-39	 - BEL	00:28:02	00:04:01	02:24:07	00:03:43	01:22:31	04:22:22
31	158	Marti Quer	M	M40-44	 - ESP	00:26:48	00:04:54	02:28:42	00:03:27	01:19:07	04:22:56
32	112	Franck Pamart	M	M30-34	 - FRA	00:29:55	00:04:27	02:26:53	00:02:52	01:19:14	04:23:20
33	1887	Antoine Delisle	M	M25-29	 - FRA	00:30:07	00:05:17	02:26:53	00:03:18	01:17:47	04:23:20
34	1013	Mathieu Rigollot	M	M25-29	 - FRA	00:37:20	00:05:40	02:15:08	00:02:49	01:22:32	04:23:27
35	288	Aurelio GAUTHIER	M	M25-29	 - FRA	00:29:09	00:04:36	02:25:59	00:02:59	01:21:26	04:24:08
36	1226	Mario Machado	M	M50-54	 - PRT	00:27:30	00:04:51	02:26:46	00:02:59	01:22:29	04:24:32
37	282	Romain Gioux	M	M35-39	 - FRA	00:32:56	00:04:04	02:27:05	00:02:27	01:18:05	04:24:35
38	1783	Bastien Jornod	M	M30-34	 - CHE	00:30:02	00:04:39	02:27:16	00:02:50	01:19:56	04:24:42
39	1066	Clément MORELLO	M	M35-39	 - FRA	00:30:06	00:04:54	02:25:41	00:03:34	01:20:37	04:24:50
40	106	Oliver Bridge	M	M35-39	 - GBR	00:29:09	00:04:21	02:31:32	00:02:29	01:17:30	04:24:59
41	109	Mathieu Paolillo	M	M35-39	 - FRA	00:27:30	00:05:21	02:26:28	00:03:14	01:22:40	04:25:10
42	425	guillaume julien	M	M40-44	 - FRA	00:28:39	00:06:08	02:22:22	00:02:55	01:25:32	04:25:35
43	104	Antoine Boutin	M	M25-29	 - FRA	00:28:40	00:04:43	02:25:01	00:02:15	01:24:57	04:25:35
44	511	Valentin LAMARQUE	M	M25-29	 - FRA	00:28:13	00:04:22	02:27:02	00:02:37	01:23:25	04:25:37
45	62	Christophe Bastie	M	M50-54	 - FRA	00:27:47	00:04:45	02:26:42	00:02:41	01:24:22	04:26:17
46	205	David PUPETTO	M	M25-29	 - FRA	00:29:48	00:05:50	02:30:06	00:02:56	01:18:56	04:27:33
47	1429	Jordan Rabely	M	M30-34	 - FRA	00:29:33	00:06:23	02:30:12	00:02:47	01:18:44	04:27:38
48	51	Thomas Dutreive	M	M30-34	 - FRA	00:27:59	00:04:27	02:30:59	00:02:28	01:21:52	04:27:44
49	1510	Neil Houlsby	M	M35-39	 - GBR	00:30:23	00:04:30	02:31:22	00:03:05	01:19:18	04:28:36
50	647	Mathieu DUTHOIT	M	M25-29	 - FRA	00:30:10	00:06:23	02:28:53	00:02:54	01:20:27	04:28:45
51	521	Sandro VENNEVAULT	M	M40-44	 - FRA	00:28:24	00:05:28	02:32:35	00:02:16	01:20:13	04:28:55
52	1125	Alexandre Gauthier	M	M30-34	 - FRA	00:27:59	00:05:17	02:29:48	00:02:57	01:22:58	04:28:58
53	549	Clément Maret	M	M18-24	 - CHE	00:29:58	00:04:52	02:27:17	00:03:11	01:24:06	04:29:23
54	2056	Anne Sophie PIERRE	F	F18-24	 - FRA	00:29:58	00:04:26	02:27:40	00:02:46	01:25:03	04:29:50































Age Groups - Overall Results

Pos	Start #	Athlete	Gender	Division	Country		T1		T2		Time
55	897	Victor Skladzien	M	M18-24	 - FRA	00:25:38	00:05:57	02:25:46	00:02:55	01:29:45	04:29:59
56	649	Joe Cant	M	M30-34	 - GBR	00:32:37	00:04:29	02:32:24	00:02:08	01:19:55	04:31:31
57	982	Aurelien MEKIL	M	M25-29	 - FRA	00:31:33	00:06:04	02:28:02	00:02:04	01:24:16	04:31:58
58	957	Jordane LABORIE	M	M30-34	 - FRA	00:32:41	00:07:20	02:28:54	00:04:07	01:19:10	04:32:11
59	651	Sean Millington	M	M30-34	 - GBR	00:28:48	00:05:07	02:35:16	00:02:39	01:20:26	04:32:15
60	576	Julien Da Mota	M	M25-29	 - FRA	00:26:11	00:05:21	02:28:13	00:03:22	01:29:17	04:32:22
61	598	Karl Boche	M	M30-34	 - FRA	00:31:01	00:05:52	02:31:58	00:02:19	01:21:27	04:32:36
62	156	Pablo Casuso	M	M35-39	 - ESP	00:29:40	00:05:38	02:24:32	00:03:45	01:29:14	04:32:49
63	1285	Aurélien Leoni	M	M18-24	 - FRA	00:32:19	00:04:53	02:29:42	00:02:27	01:23:43	04:33:01
64	398	Thomas Garric	M	M25-29	 - FRA	00:33:05	00:07:12	02:26:44	00:03:00	01:23:19	04:33:17
65	88	Yannick Llabres	M	M40-44	 - FRA	00:34:01	00:04:43	02:29:03	00:03:00	01:22:41	04:33:26
66	1662	Antoine Vaillier	M	M30-34	 - FRA	00:29:50	00:05:23	02:31:27	00:02:57	01:24:06	04:33:41
67	597	Quentin Fantoli	M	M18-24	 - CHE	00:34:28	00:06:15	02:26:11	00:03:39	01:23:23	04:33:54
68	81	Andrea Luberti	M	M50-54	 - CHE	00:29:47	00:04:58	02:26:19	00:02:59	01:30:12	04:34:12
69	1966	Marc-Antoine Vigier	M	M18-24	 - FRA	00:33:42	00:05:41	02:22:45	00:02:46	01:29:23	04:34:15
70	434	Axel Vanderthommen	M	M30-34	 - BEL	00:34:32	00:06:05	02:25:14	00:04:00	01:24:28	04:34:17
71	65	Oliver Spurzem	M	M45-49	 - DEU	00:28:16	00:06:28	02:35:21	00:03:30	01:21:08	04:34:40
72	1992	Luis ESPINOZA	M	M25-29	 - ECU	00:30:21	00:06:04	02:27:25	00:03:06	01:27:47	04:34:41
73	1114	Gabriel ESPADA	M	M30-34	 - FRA	00:33:25	00:04:34	02:35:10	00:02:42	01:19:05	04:34:55
74	742	Enguerrand DE BOISSIEU	M	M25-29	 - FRA	00:31:07	00:05:48	02:30:34	00:03:06	01:24:25	04:34:57
75	100	Alexandre Delort	M	M45-49	 - FRA	00:28:15	00:05:08	02:28:15	00:03:29	01:29:58	04:35:03
76	280	Gerald Le cun	M	M45-49	 - FRA	00:30:02	00:06:30	02:32:30	00:04:32	01:21:43	04:35:15
77	319	Thomas Bourron	M	M30-34	 - FRA	00:29:25	00:05:38	02:25:17	00:03:35	01:31:29	04:35:22
78	331	Kevin Petit	M	M25-29	 - FRA	00:28:23	00:04:54	02:28:20	00:02:46	01:31:38	04:35:59
79	698	Matthew Sowerby	M	M25-29	 - GBR	00:31:59	00:05:21	02:34:43	00:02:50	01:21:17	04:36:08
80	675	Jean-Vincent VALLEE	M	M30-34	 - FRA	00:27:24	00:05:14	02:30:51	00:02:53	01:30:05	04:36:26
81	1194	ANDREA ATTALA	M	M40-44	 - ITA	00:29:10	00:05:48	02:31:35	00:03:49	01:26:15	04:36:35































Age Groups - Overall Results

Pos	Start #	Athlete	Gender	Division	Country		T1		T2		Time
82	334	Roy Dierx	M	M25-29	 - NLD	00:31:30	00:05:05	02:31:31	00:02:53	01:25:39	04:36:35
83	584	romain BERNARD	M	M35-39	 - FRA	00:25:57	00:06:21	02:33:14	00:04:18	01:26:57	04:36:45
84	1861	Florentin Berne	M	M30-34	 - FRA	00:31:36	00:05:18	02:31:02	00:03:13	01:25:41	04:36:48
85	86	Marco Gebhardt	M	M30-34	 - DEU	00:30:50	00:04:55	02:31:48	00:03:02	01:26:31	04:37:04
86	1880	Sebastian Tebbe	M	M30-34	 - DEU	00:27:54	00:05:54	02:31:44	00:03:03	01:28:38	04:37:12
87	1247	Matthieu Gautier	M	M30-34	 - FRA	00:30:04	00:05:57	02:33:53	00:02:42	01:24:47	04:37:23
88	712	Simon AGLAGHANIAN	M	M30-34	 - FRA	00:33:02	00:06:18	02:36:28	00:03:13	01:18:32	04:37:31
89	604	mathieu sagakov	M	M30-34	 - FRA	00:31:17	00:04:52	02:29:26	00:04:03	01:27:58	04:37:33
90	1391	Nicolas Saurenz	M	M30-34	 - DEU	00:30:15	00:04:56	02:25:47	00:02:47	01:34:04	04:37:47
91	141	Axel Boyer Moretti	M	M30-34	 - FRA	00:29:43	00:05:17	02:35:10	00:03:00	01:24:53	04:38:01
92	972	Benjamin Rousteau	M	M25-29	 - FRA	00:30:21	00:04:54	02:35:28	00:03:15	01:24:12	04:38:07
93	61	Sergii MALCHYK	M	M40-44	 - UKR	00:36:47	00:06:46	02:25:08	00:03:18	01:26:12	04:38:09
94	258	Bastien Lugon	M	M30-34	 - CHE	00:36:31	00:06:40	02:24:12	00:03:54	01:27:19	04:38:34
95	1288	Louis Leoni	M	M25-29	 - FRA	00:35:54	00:04:35	02:28:39	00:02:17	01:27:10	04:38:34
96	2012	Maël Robic	M	M25-29	 - FRA	00:26:56	00:06:00	02:33:07	00:03:06	01:29:40	04:38:47
97	54	Laurent Lemonnier	M	M40-44	 - FRA	00:31:00	00:05:54	02:36:14	00:03:40	01:22:13	04:38:58
98	2099	Maxime Campenet	M	M18-24	 - FRA	00:27:53	00:04:44	02:34:16	00:02:33	01:30:04	04:39:29
99	2081	Marc Courtois	M	M25-29	 - FRA	00:34:01	00:06:30	02:28:59	00:02:40	01:27:30	04:39:39
100	73	Romain BALOFFIER	M	M50-54	 - FRA	00:29:18	00:05:06	02:29:21	00:02:18	01:33:37	04:39:39
101	1523	Robert Taferner	M	M40-44	 - AUT	00:34:03	00:05:21	02:35:53	00:04:54	01:19:40	04:39:49
102	118	Thibaut Franceschi	M	M30-34	 - FRA	00:33:28	00:05:58	02:34:35	00:02:52	01:22:59	04:39:50
103	1970	Quentin LARUE	M	M30-34	 - FRA	00:32:16	00:06:09	02:36:54	00:02:38	01:22:13	04:40:08
104	1148	Robbe Luyten	M	M18-24	 - BEL	00:30:46	00:06:21	02:29:56	00:03:23	01:30:09	04:40:33
105	1225	Luis Diogo Silva Santos	M	M45-49	 - PRT	00:27:28	00:05:10	02:32:45	00:03:58	01:31:16	04:40:35
106	164	Jonas Altmann	M	M30-34	 - CHE	00:28:17	00:05:48	02:38:48	00:02:39	01:25:10	04:40:39
107	57	David Benard	M	M45-49	 - FRA	00:31:18	00:05:54	02:35:38	00:03:43	01:24:15	04:40:46
108	446	Patrick Smulders	M	M50-54	 - NLD	00:30:37	00:05:16	02:33:05	00:02:56	01:29:06	04:40:58































Age Groups - Overall Results

Pos	Start #	Athlete	Gender	Division	Country		T1		T2		Time
109	149	Guillaume Lecoq	M	M50-54	 - FRA	00:37:47	00:06:10	02:33:34	00:03:03	01:20:56	04:41:28
110	115	Yvan Stanislas Sorbier	M	M35-39	 - FRA	00:34:26	00:06:09	02:35:42	00:03:03	01:22:12	04:41:30
111	70	Baptiste GRIGY	M	M45-49	 - FRA	00:32:00	00:05:56	02:34:42	00:04:32	01:24:43	04:41:52
112	1913	Julien Bernard	M	M45-49	 - FRA	00:30:27	00:05:14	02:32:32	00:04:25	01:29:21	04:41:57
113	114	John Milliard	M	M40-44	 - FRA	00:30:38	00:04:34	02:37:56	00:03:04	01:26:14	04:42:22
114	870	Mathis Jacquet	M	M18-24	 - FRA	00:27:46	00:04:47	02:39:25	00:03:03	01:27:28	04:42:27
115	779	aziz ferjani	M	M25-29	 - TUN	00:26:10	00:05:45	02:42:52	00:02:57	01:24:51	04:42:32
116	676	THOMAS SACLIER	M	M25-29	 - FRA	00:29:07	00:06:49	02:38:09	00:03:22	01:25:17	04:42:42
117	579	Maxime REBOUL	M	M25-29	 - FRA	00:38:27	00:05:55	02:31:18	00:03:04	01:24:01	04:42:43
118	310	Mathieu Lapeyre	M	M30-34	 - FRA	00:33:29	00:05:20	02:39:20	00:04:05	01:20:34	04:42:47
119	641	Pierre Verdon	M	M30-34	 - FRA	00:28:46	00:05:30	02:41:09	00:03:40	01:23:51	04:42:53
120	1995	Remi LAKOMY	M	M35-39	 - FRA	00:34:20	00:06:10	02:30:22	00:03:56	01:28:08	04:42:55
121	1262	Paul De Arce	M	M18-24	 - FRA	00:32:30	00:05:35	02:36:58	00:03:48	01:24:38	04:43:27
122	851	Oliver Monti	M	M18-24	 - CHE	00:35:36	00:08:47	02:28:07	00:04:39	01:26:27	04:43:34
123	671	Corentin NAVARRO	M	M25-29	 - FRA	00:34:44	00:07:24	02:21:33	00:04:28	01:35:45	04:43:51
124	357	Brice Mousnier	M	M30-34	 - FRA	00:31:27	00:05:46	02:34:34	00:03:39	01:28:35	04:44:00
125	307	nicolas dessaintjean	M	M30-34	 - FRA	00:32:34	00:05:58	02:40:34	00:03:45	01:21:23	04:44:12
126	184	Axel Vincent	M	M25-29	 - FRA	00:36:08	00:05:31	02:34:16	00:03:11	01:25:10	04:44:13
127	241	Quentin Vandal	M	M30-34	 - FRA	00:32:09	00:05:24	02:32:44	00:03:09	01:30:52	04:44:16
128	2084	Alexandre Macherey	M	M25-29	 - FRA	00:27:49	00:04:36	02:40:54	00:02:37	01:28:26	04:44:21
129	1158	thomas fauquet	M	M35-39	 - FRA	00:32:19	00:05:08	02:31:42	00:03:05	01:32:13	04:44:24
130	1870	Rémi Cadet	M	M25-29	 - FRA	00:33:04	00:04:46	02:34:02	00:02:12	01:30:25	04:44:28
131	1341	Sébastien Mousset	M	M35-39	 - FRA	00:31:46	00:06:38	02:33:42	00:03:16	01:29:10	04:44:30
132	781	Natasha Harris-White	F	F25-29	 - GBR	00:31:30	00:05:20	02:42:55	00:02:30	01:22:29	04:44:42
133	136	Tobias Behle	M	M50-54	 - DEU	00:27:29	00:06:55	02:35:08	00:03:51	01:31:36	04:44:57
134	1851	Hugo ESCUDIER	M	M25-29	 - FRA	00:28:34	00:04:16	02:34:01	00:03:15	01:35:00	04:45:04
135	1847	Marc Ronca	M	M50-54	 - FRA	00:31:27	00:05:38	02:34:04	00:03:35	01:30:36	04:45:19































Age Groups - Overall Results

Pos	Start #	Athlete	Gender	Division	Country		T1		T2		Time
136	872	Gabriel Pertusot	M	M35-39	 - FRA	00:30:28	00:05:41	02:42:18	00:03:58	01:23:07	04:45:29
137	451	Gauthier Robert	M	M30-34	 - BEL	00:32:01	00:05:15	02:37:17	00:02:53	01:28:18	04:45:42
138	1201	Romain CHRISTE	M	M50-54	 - CHE	00:30:01	00:05:53	02:25:48	00:02:34	01:41:35	04:45:48
139	1730	Hugo Boijout	M	M30-34	 - FRA	00:28:38	00:06:46	02:34:46	00:03:07	01:32:35	04:45:52
140	1215	Joris Mascolo	M	M30-34	 - FRA	00:34:55	00:06:33	02:36:48	00:02:41	01:25:06	04:46:01
141	947	Yoan DUBOIN	M	M25-29	 - FRA	00:35:00	00:06:37	02:33:22	00:02:48	01:28:19	04:46:05
142	1993	Jeremie Runel	M	M40-44	 - FRA	00:35:04	00:05:54	02:38:37	00:05:35	01:21:02	04:46:10
143	1101	Thomas Goupy	M	M25-29	 - FRA	00:30:14	00:07:15	02:41:25	00:04:03	01:23:25	04:46:19
144	1258	Victor Backman	M	M25-29	 - SWE	00:43:36	00:05:13	02:30:24	00:05:19	01:21:50	04:46:20
145	1925	Anthony Riviere	M	M45-49	 - FRA	00:36:41	00:06:23	02:32:53	00:02:50	01:28:09	04:46:53
146	1075	Nicolas Bertolino	M	M40-44	 - FRA	00:32:34	00:08:45	02:33:41	00:06:03	01:26:00	04:47:01
147	80	Mathieu Aguerre	M	M55-59	 - FRA	00:31:17	00:06:44	02:41:06	00:03:35	01:24:24	04:47:04
148	875	Frédéric Leveille	M	M45-49	 - FRA	00:33:49	00:08:09	02:33:42	00:04:46	01:26:46	04:47:11
149	1193	charlie sauvage	M	M25-29	 - FRA	00:35:36	00:06:55	02:31:24	00:02:38	01:30:58	04:47:30
150	143	Stephane Laine	M	M45-49	 - FRA	00:32:24	00:04:59	02:38:13	00:03:26	01:28:37	04:47:37
151	78	Dani Zurfluh	M	M40-44	 - CHE	00:30:59	00:05:05	02:33:01	00:03:19	01:35:22	04:47:43
152	207	Simon Rouse	M	M30-34	 - FRA	00:32:21	00:06:02	02:33:08	00:03:04	01:33:15	04:47:47
153	798	Luke Duggins	M	M25-29	 - NOR	00:27:45	00:05:35	02:45:04	00:03:35	01:26:02	04:48:00
154	890	Julien EYDOUX	M	M40-44	 - FRA	00:31:29	00:05:47	02:43:24	00:03:33	01:23:49	04:48:01
155	1206	Lionel CAVALIER	M	M45-49	 - CHE	00:30:55	00:06:39	02:31:43	00:03:05	01:35:44	04:48:03
156	2121	Stéphane Vaillant	M	M40-44	 - FRA	00:32:43	00:06:34	02:37:24	00:04:45	01:26:54	04:48:18
157	802	Sebastian Bidoli	M	M25-29	 - ITA	00:25:17	00:06:29	02:42:15	00:04:10	01:30:09	04:48:19
158	1571	CEDRIC BARUCCHI	M	M30-34	 - FRA	00:28:29	00:06:07	02:34:46	00:03:07	01:35:54	04:48:21
159	1679	Jean Coudon	M	M30-34	 - FRA	00:35:40	00:06:17	02:37:35	00:04:20	01:24:50	04:48:40
160	2057	David Tosolini	M	M45-49	 - FRA	00:32:21	00:04:53	02:31:15	00:03:53	01:36:21	04:48:42
161	1874	Paul Corbery	M	M25-29	 - FRA	00:33:22	00:07:31	02:41:57	00:05:06	01:20:58	04:48:52
162	130	Julien Leroux	M	M30-34	 - FRA	00:32:05	00:06:15	02:34:13	00:02:17	01:34:08	04:48:56































Age Groups - Overall Results

Pos	Start #	Athlete	Gender	Division	Country		T1		T2		Time
163	1432	Alexandre Boulle	M	M40-44	 - FRA	00:42:10	00:07:13	02:24:23	00:04:13	01:31:11	04:49:08
164	1246	Antoine Le Gall	M	M30-34	 - FRA	00:29:43	00:05:19	02:44:52	00:03:40	01:25:37	04:49:10
165	1213	Kasper Sass Kierkegaard	M	M35-39	 - DNK	00:35:02	00:06:48	02:33:34	00:04:36	01:29:13	04:49:11
166	441	François BABIN	M	M18-24	 - FRA	00:29:48	00:07:47	02:38:40	00:03:23	01:29:41	04:49:17
167	358	Markus Buchler	M	M35-39	 - CHE	00:29:13	00:05:12	02:33:12	00:04:01	01:37:45	04:49:21
168	799	Brandon Fair	M	M25-29	 - ZAF	00:27:15	00:05:06	02:42:56	00:03:55	01:30:11	04:49:22
169	71	Philippe ROCHA	M	M50-54	 - FRA	00:32:47	00:07:01	02:36:30	00:04:10	01:28:56	04:49:22
170	119	Renaud De Pury	M	M55-59	 - CHE	00:29:43	00:05:41	02:33:48	00:04:31	01:35:42	04:49:22
171	486	Florian Buron	M	M40-44	 - FRA	00:32:58	00:06:29	02:36:03	00:03:53	01:30:16	04:49:36
172	973	Samuel Boivin	M	M35-39	 - FRA	00:34:22	00:05:42	02:38:38	00:03:19	01:27:57	04:49:57
173	971	Nicolas Boivin	M	M35-39	 - FRA	00:30:27	00:04:30	02:53:35	00:02:12	01:19:48	04:50:30
174	848	Philipp Grünig	M	M30-34	 - CHE	00:32:20	00:06:11	02:35:11	00:06:11	01:30:41	04:50:34
175	1254	David Laiymani	M	M50-54	 - FRA	00:30:14	00:08:02	02:38:30	00:03:33	01:30:31	04:50:48
176	696	Stephan Guillemot	M	M25-29	 - FRA	00:29:28	00:05:55	02:39:18	00:02:43	01:33:29	04:50:51
177	180	Paul-Laurent Perret	M	M45-49	 - FRA	00:28:17	00:04:59	02:41:38	00:02:47	01:33:22	04:51:02
178	465	Arthur Laissus	M	M18-24	 - FRA	00:29:40	00:05:21	02:40:41	00:04:34	01:30:49	04:51:02
179	261	Yoan PAMPHILE	M	M25-29	 - FRA	00:32:57	00:06:50	02:37:23	00:03:28	01:30:32	04:51:08
180	1780	Guillaume Angliviel	M	M18-24	 - FRA	00:34:06	00:06:13	02:36:27	00:03:13	01:31:25	04:51:22
181	336	Olivier Bail	M	M45-49	 - FRA	00:31:53	00:05:57	02:38:27	00:05:34	01:29:50	04:51:39
182	259	Miguel Díaz Muñoz	M	M30-34	 - ESP	00:33:15	00:06:02	02:37:45	00:03:23	01:31:18	04:51:42
183	2102	Nicolas BERNARD	M	M25-29	 - FRA	00:33:07	00:06:35	02:41:55	00:03:15	01:27:03	04:51:52
184	789	Gianfranco Messina	M	M25-29	 - ITA	00:27:30	00:06:51	02:39:35	00:03:29	01:34:30	04:51:52
185	1009	Jean Pierre Berdjah	M	M50-54	 - FRA	00:34:38	00:06:11	02:39:02	00:04:01	01:28:12	04:52:02
186	1119	Fabien PEYRONNET	M	M40-44	 - FRA	00:31:32	00:06:20	02:37:00	00:03:14	01:33:59	04:52:03
187	287	Louis POIGNANT	M	M30-34	 - FRA	00:35:31	00:05:33	02:37:49	00:04:00	01:29:12	04:52:03
188	75	Fabrice Alves	M	M45-49	 - FRA	00:39:07	00:05:16	02:40:21	00:04:00	01:23:27	04:52:09
189	1360	Vincent Lignon	M	M30-34	 - FRA	00:39:18	00:05:35	02:33:14	00:03:20	01:30:46	04:52:11































Age Groups - Overall Results

Pos	Start #	Athlete	Gender	Division	Country		T1		T2		Time
190	1004	Maxime ROZETTE	M	M40-44	 - FRA	00:32:32	00:06:08	02:35:54	00:02:59	01:34:42	04:52:13
191	256	Melissa Bonvin	F	F35-39	 - CHE	00:34:32	00:04:16	02:40:16	00:04:43	01:28:30	04:52:14
192	105	Miguel Angel Perez Alamino	M	M40-44	 - ESP	00:30:56	00:07:10	02:42:52	00:02:56	01:28:26	04:52:18
193	1373	MAXIME DUBOSCQ	M	M40-44	 - FRA	00:33:13	00:04:37	02:36:13	00:03:25	01:35:09	04:52:36
194	1340	Robrecht De Wolf	M	M30-34	 - BEL	00:34:55	00:07:07	02:35:22	00:03:29	01:32:07	04:52:57
195	901	Eva Marsac	F	F18-24	 - FRA	00:26:17	00:05:18	02:43:40	00:03:14	01:34:36	04:53:04
196	1857	Arnaud Fabre	M	M30-34	 - FRA	00:34:15	00:06:37	02:35:32	00:03:40	01:33:04	04:53:05
197	1777	Serge Noel	M	M50-54	 - FRA	00:36:23	00:07:12	02:32:05	00:05:58	01:31:53	04:53:29
198	1742	Arthur Galy	M	M18-24	 - FRA	00:31:09	00:06:51	02:44:13	00:04:18	01:27:08	04:53:36
199	1682	Louison Gallet	M	M25-29	 - FRA	00:30:49	00:05:08	02:43:57	00:03:03	01:30:51	04:53:46
200	1044	Vincent GORRE	M	M25-29	 - FRA	00:34:28	00:05:46	02:38:29	00:02:26	01:32:44	04:53:50
201	533	Erwan Lefever	M	M18-24	 - FRA	00:29:27	00:06:47	02:42:15	00:02:35	01:32:50	04:53:52
202	1380	Aubin Leroux	M	M25-29	 - FRA	00:32:49	00:05:48	02:42:50	00:03:41	01:28:51	04:53:56
203	499	Paul Fitzpatrick	M	M50-54	 - GBR	00:29:30	00:06:42	02:38:53	00:04:52	01:34:09	04:54:04
204	831	Jeremy Belhout	M	M30-34	 - FRA	00:34:35	00:05:33	02:36:32	00:03:48	01:33:39	04:54:06
205	407	Jean-Christian Leandri	M	M45-49	 - FRA	00:34:42	00:06:42	02:40:56	00:04:51	01:27:28	04:54:37
206	262	Hanno Wehland	M	M45-49	 - DEU	00:37:33	00:06:25	02:36:57	00:03:34	01:30:14	04:54:40
207	513	Joel WAGNER	M	M45-49	 - FRA	00:34:10	00:06:09	02:42:40	00:04:05	01:27:49	04:54:52
208	1182	Matteo Ventavoli	M	M45-49	 - ITA	00:34:14	00:06:42	02:41:31	00:02:54	01:29:35	04:54:55
209	1153	Julien Perderiset	M	M40-44	 - FRA	00:31:23	00:06:13	02:41:14	00:03:09	01:33:00	04:54:57
210	84	Zeus Lopez Perez	M	M35-39	 - ESP	00:30:46	00:05:55	02:39:46	00:02:40	01:36:00	04:55:05
211	1283	Baptiste Boivin	M	M30-34	 - FRA	00:33:30	00:06:43	02:40:59	00:04:10	01:29:46	04:55:07
212	2010	Paul Ligier	M	M25-29	 - FRA	00:30:36	00:07:29	02:36:47	00:04:52	01:35:26	04:55:08
213	1619	Esteve Coll	M	M40-44	 - ESP	00:34:37	00:06:29	02:37:20	00:04:33	01:32:12	04:55:09
214	222	Martin Juliard	M	M30-34	 - FRA	00:37:13	00:06:47	02:40:36	00:03:40	01:27:22	04:55:35
215	176	Remi Hetmanski	M	M35-39	 - FRA	00:36:49	00:07:27	02:41:52	00:04:42	01:24:47	04:55:36
216	369	Roger Schärli	M	M45-49	 - CHE	00:31:59	00:05:12	02:39:34	00:03:17	01:35:39	04:55:38































Age Groups - Overall Results

Pos	Start #	Athlete	Gender	Division	Country		T1		T2		Time
217	1115	Luca Costantino	M	M35-39	 - ITA	00:26:58	00:07:26	02:38:19	00:04:55	01:38:06	04:55:40
218	815	Aurélien Bryan FONTAINE	M	M25-29	 - FRA	00:32:27	00:05:10	02:32:43	00:02:29	01:42:58	04:55:45
219	1784	Matteo Rolet	M	M18-24	 - FRA	00:34:00	00:05:49	02:40:00	00:02:38	01:33:19	04:55:45
220	1706	Julien GOURDET	M	M30-34	 - FRA	00:36:30	00:08:03	02:40:48	00:04:29	01:26:02	04:55:49
221	240	Pierre-Luc LAPERCHE-DREAM	M	M30-34	 - FRA	00:28:22	00:06:25	02:45:49	00:04:02	01:31:30	04:56:06
222	1410	Mathias Vandikkelen	M	M25-29	 - BEL	00:39:05	00:07:27	02:32:12	00:06:46	01:30:40	04:56:09
223	1985	Samuel BAZZOLI	M	M45-49	 - FRA	00:34:02	00:07:50	02:41:01	00:05:03	01:28:16	04:56:09
224	1117	Christophe Beaud	M	M55-59	 - FRA	00:31:06	00:06:27	02:43:28	00:03:43	01:31:29	04:56:11
225	980	Maxime Scarcez	M	M30-34	 - BEL	00:35:38	00:07:09	02:37:57	00:04:50	01:31:02	04:56:36
226	299	Anthony Dheilly	M	M30-34	 - FRA	00:35:49	00:05:07	02:41:53	00:03:27	01:30:28	04:56:42
227	1678	antony tardieu	M	M30-34	 - FRA	00:33:11	00:07:25	02:40:59	00:03:29	01:31:52	04:56:54
228	1735	Arnaud MATTHYS	M	M35-39	 - BEL	00:37:04	00:07:26	02:36:30	00:04:59	01:30:58	04:56:54
229	160	Emilie Bonnet	F	F25-29	 - FRA	00:32:05	00:05:58	02:44:12	00:03:10	01:31:35	04:56:57
230	1670	Baptiste Mourgues	M	M30-34	 - FRA	00:35:15	00:07:53	02:36:18	00:04:13	01:33:24	04:57:01
231	2077	Jean-Philippe BOUSQUET	M	M40-44	 - FRA	00:33:48	00:08:07	02:34:35	00:04:45	01:36:01	04:57:13
232	1541	Daniel Sinnes	M	M18-24	 - NOR	00:38:44	00:05:13	02:35:30	00:03:42	01:34:06	04:57:13
233	829	Anna Weizenegger	F	F25-29	 - DEU	00:30:52	00:05:33	02:47:41	00:03:35	01:29:35	04:57:14
234	85	Francis Lecuyer	M	M50-54	 - FRA	00:36:07	00:05:32	02:40:01	00:02:59	01:32:41	04:57:17
235	290	Paul Vernet	M	M18-24	 - FRA	00:32:28	00:07:49	02:37:05	00:03:14	01:36:53	04:57:27
236	600	maxime decoeyere	M	M30-34	 - FRA	00:29:13	00:05:15	02:44:02	00:03:20	01:35:50	04:57:36
237	238	Olivier DAHYOT	M	M30-34	 - FRA	00:34:39	00:06:58	02:40:05	00:03:30	01:32:33	04:57:42
238	886	gregory LAFFONT	M	M40-44	 - FRA	00:31:43	00:07:49	02:34:46	00:09:20	01:34:14	04:57:50
239	342	Théo Hay	M	M18-24	 - FRA	00:34:00	00:06:54	02:39:48	00:03:00	01:34:15	04:57:55
240	596	Eva Nougier	F	F25-29	 - FRA	00:38:04	00:06:43	02:32:58	00:03:12	01:37:06	04:58:00
241	772	Henri Waltenspuhl	M	M30-34	 - CHE	00:33:05	00:07:06	02:42:33	00:03:42	01:31:42	04:58:06
242	1838	Louis Lamballe	M	M30-34	 - GBR	00:29:30	00:07:04	02:37:34	00:06:35	01:37:26	04:58:08
243	1443	Gabriel Malerbe Deram	M	M25-29	 - FRA	00:29:51	00:05:56	02:49:31	00:02:55	01:30:05	04:58:15































Age Groups - Overall Results

Pos	Start #	Athlete	Gender	Division	Country		T1		T2		Time
244	1033	Sebastien Jaussaud	M	M45-49	 - FRA	00:28:54	00:06:09	02:44:13	00:03:34	01:35:30	04:58:19
245	1945	Arnaud SENECLAUZE	M	M50-54	 - FRA	00:36:50	00:09:17	02:38:03	00:03:34	01:30:38	04:58:21
246	135	yannick guillemer	M	M50-54	 - FRA	00:37:31	00:05:31	02:40:19	00:03:11	01:31:53	04:58:23
247	1519	Christian Martin-Redman	M	M25-29	 - GBR	00:39:15	00:07:24	02:44:40	00:04:09	01:22:58	04:58:24
248	1979	Yves Le Nouveau	M	M50-54	 - FRA	00:33:52	00:07:33	02:34:37	00:03:58	01:38:33	04:58:30
249	1981	Thomas Larroche	M	M35-39	 - FRA	00:26:48	00:05:47	02:46:34	00:03:39	01:36:00	04:58:45
250	402	Michael Bieg	M	M30-34	 - DEU	00:31:30	00:08:22	02:47:23	00:04:43	01:27:02	04:58:57
251	1629	Mathieu Angelini	M	M30-34	 - FRA	00:34:41	00:07:09	02:34:51	00:04:58	01:37:23	04:58:59
252	782	Valentin Garcin	M	M25-29	 - FRA	00:37:12	00:04:54	02:38:34	00:05:11	01:33:12	04:59:01
253	1087	Boris Pourreau	M	M35-39	 - FRA	00:41:19	00:07:46	02:40:52	00:05:00	01:24:11	04:59:06
254	838	Christophe Chevalier	M	M30-34	 - FRA	00:35:36	00:08:06	02:37:52	00:04:02	01:33:33	04:59:06
255	1409	Sander Willems	M	M25-29	 - BEL	00:27:40	00:07:34	02:40:47	00:04:14	01:38:56	04:59:08
256	286	Léna Lange-Berteaux	F	F25-29	 - FRA	00:36:52	00:04:27	02:41:26	00:02:50	01:33:45	04:59:18
257	225	Romain Lacaille	M	M40-44	 - FRA	00:34:25	00:07:13	02:41:13	00:04:04	01:32:33	04:59:26
258	378	Mathieu Leimacher	M	M30-34	 - FRA	00:34:00	00:06:03	02:37:03	00:03:22	01:39:12	04:59:37
259	1617	Louis LOGNOS	M	M25-29	 - FRA	00:36:51	00:09:23	02:38:14	00:05:37	01:29:41	04:59:44
260	163	Alexis Girin	M	M45-49	 - FRA	00:33:28	00:05:20	02:42:38	00:03:28	01:34:53	04:59:46
261	423	Niels Hermans	M	M35-39	 - BEL	00:36:25	00:07:40	02:35:40	00:05:00	01:35:14	04:59:58
262	1188	Mathis Maisonial	M	M18-24	 - FRA	00:30:36	00:05:58	02:41:50	00:02:34	01:39:04	05:00:01
263	1468	Gregoire Morin	M	M35-39	 - FRA	00:27:28	00:06:35	02:49:37	00:03:15	01:33:15	05:00:08
264	1605	Fernando Del Barrio Carrillo	M	M50-54	 - ESP	00:33:13	00:05:53	02:40:10	00:02:52	01:38:04	05:00:09
265	245	Antoine Christophoul	M	M30-34	 - FRA	00:33:52	00:09:13	02:41:26	00:05:57	01:29:44	05:00:09
266	994	Jean-François Adam	M	M35-39	 - BEL	00:31:50	00:06:51	02:40:58	00:04:19	01:36:22	05:00:17
267	1860	Maxime Leveque	M	M30-34	 - FRA	00:32:42	00:07:49	02:37:08	00:04:37	01:38:18	05:00:32
268	1941	Martin Baufumé	M	M25-29	 - FRA	00:36:58	00:08:44	02:36:09	00:04:44	01:34:01	05:00:35
269	2001	Serge KIFFER	M	M45-49	 - FRA	00:30:22	00:06:55	02:43:05	00:04:06	01:36:20	05:00:48
270	526	FéFé sambarin	M	M60-64	 - FRA	00:35:53	00:08:05	02:41:29	00:03:19	01:32:07	05:00:50































Age Groups - Overall Results

Pos	Start #	Athlete	Gender	Division	Country		T1		T2		Time
271	991	Gustav Biner	M	M50-54	 - CHE	00:34:37	00:07:05	02:41:36	00:03:28	01:34:13	05:00:57
272	827	Kyllian Boistaud	M	M25-29	 - FRA	00:32:09	00:05:49	02:36:54	00:04:54	01:41:17	05:01:00
273	1124	Bert Arnauts	M	M40-44	 - BEL	00:27:38	00:05:01	02:26:50	00:03:09	01:58:31	05:01:05
274	1581	matthieu DOUDEMONT	M	M40-44	 - FRA	00:34:25	00:06:07	02:42:16	00:03:06	01:35:16	05:01:08
275	918	Morgane COCQ	F	F30-34	 - FRA	00:31:55	00:05:03	02:45:32	00:04:09	01:34:34	05:01:12
276	823	De Vos Fabien	M	M45-49	 - BEL	00:34:16	00:07:42	02:42:44	00:05:49	01:30:43	05:01:13
277	954	Guillaume Rampelbergh	M	M25-29	 - BEL	00:32:31	00:07:31	02:47:15	00:03:53	01:30:08	05:01:15
278	56	Jean Marie Buchot	M	M45-49	 - FRA	00:40:45	00:12:27	02:29:31	00:04:41	01:34:03	05:01:24
279	868	Thomas MEUNIER	M	M18-24	 - FRA	00:36:06	00:07:32	02:31:17	00:03:39	01:42:54	05:01:26
280	150	Morgane ARMIROLI	F	F30-34	 - FRA	00:33:18	00:05:39	02:37:58	00:03:36	01:41:01	05:01:30
281	1126	Nicolas Mendes	M	M35-39	 - FRA	00:34:18	00:06:38	02:40:33	00:03:25	01:36:42	05:01:33
282	2031	Thomas Desgain	M	M35-39	 - BEL	00:38:15	00:07:48	02:38:30	00:05:39	01:31:25	05:01:36
283	679	Axel DUFOUGERAY	M	M35-39	 - FRA	00:36:13	00:07:45	02:45:09	00:03:33	01:29:03	05:01:42
284	67	Sylvain Laur	M	M55-59	 - PRT	00:32:01	00:06:45	02:42:17	00:03:31	01:37:10	05:01:42
285	1901	Micaël Cardoso Martins	M	M35-39	 - FRA	00:33:43	00:07:31	02:40:42	00:04:52	01:34:58	05:01:44
286	1359	Pablo Guevara Gil	M	M30-34	 - ESP	00:30:55	00:06:02	02:42:47	00:03:19	01:38:47	05:01:48
287	1863	Nelson Chambonnet	M	M35-39	 - FRA	00:35:11	00:06:01	02:41:25	00:04:48	01:34:45	05:02:09
288	1320	Matthieu POUPART	M	M40-44	 - FRA	00:34:08	00:06:44	02:42:06	00:03:44	01:35:30	05:02:09
289	248	simon morin	M	M25-29	 - FRA	00:33:40	00:06:36	02:37:46	00:03:10	01:41:05	05:02:15
290	368	Hugo Chiavenuto	M	M30-34	 - FRA	00:31:12	00:06:59	02:42:28	00:02:36	01:39:05	05:02:18
291	166	michael menager	M	M40-44	 - CIV	00:29:07	00:08:06	02:46:38	00:05:56	01:32:36	05:02:21
292	2123	Mathis Whittle	M	M18-24	 - FRA	00:28:30	00:07:06	02:52:38	00:08:28	01:25:44	05:02:24
293	1595	Olivier Da Costa	M	M30-34	 - FRA	00:36:30	00:07:52	02:34:46	00:04:38	01:38:48	05:02:33
294	1386	Pierre Gimat	M	M30-34	 - FRA	00:35:58	00:06:21	02:41:48	00:05:22	01:33:14	05:02:41
295	926	Jérémy FONTERAY	M	M40-44	 - FRA	00:34:08	00:07:33	02:37:08	00:04:17	01:39:38	05:02:43
296	825	Fabian Salvisberg	M	M30-34	 - CHE	00:30:02	00:06:21	02:45:09	00:03:20	01:38:11	05:03:01
297	703	Jules Rivoire	M	M25-29	 - FRA	00:34:19	00:07:44	02:46:11	00:03:12	01:31:40	05:03:04































Age Groups - Overall Results

Pos	Start #	Athlete	Gender	Division	Country		T1		T2		Time
298	63	Daniel Schenke	M	M30-34	 - DEU	00:30:23	00:05:18	02:49:20	00:03:37	01:34:41	05:03:17
299	159	yoann senon	M	M35-39	 - FRA	00:31:11	00:05:30	02:43:34	00:03:13	01:39:53	05:03:20
300	278	Michel Di Mantino	M	M50-54	 - CHE	00:38:32	00:07:10	02:44:25	00:04:50	01:28:31	05:03:25
301	89	Olivier Lathuilliere	M	M40-44	 - FRA	00:34:23	00:05:38	02:41:11	00:02:48	01:39:29	05:03:27
302	1898	Wesley grogor	M	M40-44	 - ZAF	00:32:11	00:06:39	02:50:38	00:04:50	01:29:12	05:03:27
303	1382	Damien Porthault	M	M30-34	 - FRA	00:34:18	00:06:36	02:48:55	00:03:19	01:30:24	05:03:29
304	223	Florian KACZOROWSKI	M	M35-39	 - FRA	00:40:18	00:06:30	02:40:14	00:03:20	01:33:10	05:03:30
305	339	Alexandre Moreau	M	M30-34	 - CHE	00:35:07	00:04:31	02:34:14	00:04:50	01:44:52	05:03:32
306	1843	Ramunas Macius	M	M45-49	 - LTU	00:35:03	00:05:01	02:39:15	00:02:29	01:41:52	05:03:37
307	1352	Valentin Bouchez	M	M25-29	 - FRA	00:33:42	00:06:21	02:40:34	00:03:21	01:39:43	05:03:39
308	1564	Elisabetta Mantoan	F	F40-44	 - ITA	00:33:18	00:05:37	02:39:46	00:02:53	01:42:11	05:03:42
309	1361	Andries Aumann	M	M40-44	 - BEL	00:39:51	00:06:55	02:38:28	00:03:11	01:35:19	05:03:43
310	1922	Alexandre Schaack	M	M25-29	 - FRA	00:35:16	00:06:24	02:47:10	00:04:06	01:30:50	05:03:43
311	211	Walter Morel	M	M35-39	 - FRA	00:32:40	00:07:58	02:35:54	00:03:26	01:43:56	05:03:52
312	246	Louis Betermier	M	M25-29	 - FRA	00:32:46	00:06:35	02:46:15	00:04:53	01:33:28	05:03:56
313	547	Felix Claridge	M	M30-34	 - GBR	00:39:35	00:07:26	02:43:23	00:03:30	01:30:06	05:03:58
314	2043	Alexis CHALENÇON	M	M18-24	 - FRA	00:39:46	00:07:30	02:43:14	00:02:43	01:30:48	05:03:59
315	116	Hieronim Czarnecki	M	M30-34	 - POL	00:32:25	00:07:00	02:47:34	00:03:59	01:33:05	05:04:01
316	127	Dominique Ancelin	M	M55-59	 - FRA	00:29:28	00:06:52	02:41:50	00:05:20	01:40:35	05:04:03
317	179	Estelle Molas	F	F30-34	 - FRA	00:31:42	00:05:14	02:39:20	00:03:30	01:44:21	05:04:05
318	101	Pierre-alexandre Vray	M	M35-39	 - FRA	00:32:03	00:08:12	02:39:18	00:02:45	01:41:51	05:04:07
319	1144	Wilfrid NORMAND	M	M45-49	 - FRA	00:31:38	00:09:29	02:46:00	00:04:08	01:32:56	05:04:08
320	309	Corentin Fouilland	M	M25-29	 - FRA	00:33:26	00:07:07	02:46:54	00:04:25	01:32:34	05:04:24
321	787	Philippe Bourdeau	M	M30-34	 - CAN	00:33:01	00:10:26	02:48:05	00:05:13	01:27:42	05:04:24
322	351	Bruno BOURDIN	M	M55-59	 - FRA	00:36:08	00:08:00	02:40:22	00:04:26	01:35:47	05:04:41
323	690	Reto Freiburghaus	M	M35-39	 - CHE	00:37:55	00:07:32	02:42:19	00:04:52	01:32:07	05:04:44
324	833	Luke Cullen	M	M25-29	 - GBR	00:31:56	00:05:09	02:45:22	00:03:05	01:39:14	05:04:45































Age Groups - Overall Results

Pos	Start #	Athlete	Gender	Division	Country		T1		T2		Time
325	509	Geoffroy de SAINT VINCENT	M	M18-24	 - FRA	00:36:38	00:06:59	02:46:07	00:04:24	01:30:38	05:04:45
326	2092	Clément Houary	M	M30-34	 - FRA	00:31:15	00:04:45	02:38:02	00:02:57	01:47:49	05:04:46
327	995	Yevgueniy Izbash	M	M40-44	 - FRA	00:32:52	00:06:11	02:49:31	00:03:53	01:32:33	05:04:58
328	125	natalia andrea arbelaez serna	F	F30-34	 - COL	00:36:42	00:06:13	02:45:29	00:03:00	01:33:41	05:05:03
329	1459	Victor Laisné	M	M25-29	 - FRA	00:39:40	00:05:22	02:41:13	00:03:51	01:35:01	05:05:05
330	1370	Thierry ZEPPARELLI	M	M55-59	 - FRA	00:36:16	00:06:55	02:48:54	00:04:17	01:28:48	05:05:09
331	591	Dimitri Thiounn	M	M30-34	 - FRA	00:36:05	00:09:49	02:40:25	00:04:56	01:33:59	05:05:11
332	1888	Ann Gela Ukena	F	F30-34	 - DEU	00:31:02	00:04:54	02:38:13	00:04:24	01:46:46	05:05:17
333	427	Zoé Kummerlé	F	F25-29	 - FRA	00:30:16	00:09:16	02:53:46	00:05:57	01:26:20	05:05:33
334	1243	Steven Voskuilen	M	M35-39	 - NLD	00:36:54	00:07:27	02:33:59	00:09:04	01:38:21	05:05:44
335	1911	VINCENT ISAIA	M	M45-49	 - FRA	00:36:55	00:06:53	02:45:05	00:04:08	01:32:48	05:05:47
336	949	Hugo Mevel	M	M25-29	 - FRA	00:34:37	00:06:50	02:53:50	00:02:59	01:27:37	05:05:51
337	311	Maxime Fugier	M	M30-34	 - FRA	00:38:57	00:08:00	02:39:26	00:03:35	01:35:56	05:05:52
338	1204	Charles Ries	M	M30-34	 - LUX	00:31:00	00:07:14	02:38:06	00:03:20	01:46:16	05:05:54
339	472	Jan Van Meirhaeghe	M	M35-39	 - BEL	00:33:12	00:07:21	02:41:02	00:03:41	01:40:47	05:06:01
340	1311	Brice THIERRY	M	M40-44	 - FRA	00:31:07	00:07:52	02:49:36	00:04:22	01:33:09	05:06:05
341	2110	Yannis Medjber	M	M25-29	 - FRA	00:34:36	00:06:28	02:39:58	00:04:13	01:40:53	05:06:06
342	1507	REMI GRENTZINGER	M	M40-44	 - FRA	00:39:02	00:06:50	02:40:21	00:04:10	01:35:58	05:06:18
343	2011	Lionel Philip	M	M30-34	 - FRA	00:31:46	00:08:17	02:43:52	00:05:03	01:37:28	05:06:23
344	927	John BECHET	M	M35-39	 - FRA	00:34:24	00:05:55	02:40:50	00:03:44	01:41:37	05:06:28
345	418	Wout Peperkamp	M	M40-44	 - NLD	00:33:35	00:09:32	02:45:09	00:05:33	01:32:43	05:06:30
346	1439	Etienne Romestaing	M	M35-39	 - FRA	00:37:40	00:07:10	02:40:31	00:04:38	01:36:37	05:06:34
347	1239	Hugo Bodenez	M	M30-34	 - FRA	00:33:47	00:07:11	02:40:05	00:05:08	01:40:32	05:06:41
348	491	Stefano Vitrano	M	M50-54	 - ITA	00:33:20	00:07:57	02:46:03	00:03:16	01:36:17	05:06:51
349	1854	Jean-Baptiste SAVIN	M	M45-49	 - FRA	00:32:29	00:06:12	02:46:46	00:03:09	01:38:19	05:06:52
350	1307	Louis Glesener	M	M25-29	 - LUX	00:33:57	00:07:28	02:44:45	00:04:39	01:36:07	05:06:55
351	154	Marina ROUSSERIE	F	F35-39	 - FRA	00:28:15	00:06:01	02:48:06	00:03:39	01:40:57	05:06:56































Age Groups - Overall Results

Pos	Start #	Athlete	Gender	Division	Country		T1		T2		Time
352	148	Stanislav Chaloupecký	M	M35-39	 - CZE	00:33:58	00:09:04	02:45:27	00:06:14	01:32:19	05:07:01
353	1224	Udo VOLZ	M	M55-59	 - DEU	00:36:42	00:07:17	02:38:33	00:03:56	01:40:39	05:07:06
354	1296	Sébastien Roullé	M	M45-49	 - FRA	00:37:16	00:07:25	02:41:34	00:04:03	01:37:03	05:07:19
355	662	Quentin Zône	M	M25-29	 - FRA	00:33:47	00:08:23	02:45:19	00:03:57	01:36:02	05:07:27
356	769	Callum Henry-Buckley	M	M25-29	 - GBR	00:32:58	00:06:06	02:46:16	00:04:15	01:37:55	05:07:27
357	706	Pierre Pinhas	M	M25-29	 - FRA	00:32:55	00:07:24	02:47:30	00:03:22	01:36:20	05:07:28
358	1253	Axel Karlström	M	M30-34	 - SWE	00:50:04	00:07:27	02:38:02	00:03:43	01:28:27	05:07:41
359	678	David JAUGEY	M	M45-49	 - FRA	00:36:27	00:09:02	02:45:36	00:06:34	01:30:09	05:07:45
360	1051	Pierre BLAIN	M	M25-29	 - FRA	00:31:59	00:09:16	02:39:20	00:05:14	01:42:06	05:07:53
361	1614	MATHIEU HERRIOT	M	M35-39	 - FRA	00:33:40	00:05:34	02:49:57	00:02:53	01:35:53	05:07:54
362	1737	Arnaud Ghislain	M	M35-39	 - BEL	00:37:52	00:08:44	02:44:14	00:05:07	01:32:05	05:08:00
363	1086	Christophe GRAVIER	M	M40-44	 - FRA	00:35:10	00:08:20	02:51:34	00:04:07	01:28:52	05:08:01
364	1618	Veronica Aveni	F	F45-49	 - ESP	00:28:25	00:05:30	02:56:32	00:03:39	01:34:13	05:08:16
365	588	Dominique Charlieu	M	M55-59	 - FRA	00:33:53	00:09:46	02:45:13	00:05:38	01:33:52	05:08:21
366	1103	Stéphane De Siano	M	M50-54	 - FRA	00:34:40	00:08:41	02:45:37	00:03:57	01:35:43	05:08:35
367	165	Jeremy Gasquet	M	M35-39	 - FRA	00:32:34	00:06:57	02:41:12	00:04:33	01:43:23	05:08:36
368	257	Arnaud Martin	M	M35-39	 - FRA	00:37:13	00:07:44	02:35:56	00:06:40	01:41:06	05:08:37
369	1728	ARTHUR ALIK LAGRANGE	M	M35-39	 - FRA	00:37:50	00:08:04	02:35:24	00:03:40	01:43:43	05:08:38
370	405	pierre CHASSAIGNE	M	M50-54	 - BLM	00:31:08	00:07:20	02:51:09	00:03:14	01:35:50	05:08:39
371	669	Pascal Profault	M	M35-39	 - FRA	00:30:33	00:06:58	02:44:40	00:04:14	01:42:19	05:08:42
372	102	stephane roinet	M	M55-59	 - FRA	00:31:27	00:06:38	02:45:45	00:04:28	01:40:33	05:08:50
373	797	Tom Chandler	M	M25-29	 - GBR	00:34:28	00:06:27	02:43:13	00:03:47	01:40:57	05:08:50
374	1019	Laurent Borgognon	M	M35-39	 - CHE	00:35:15	00:07:33	02:36:29	00:05:25	01:44:14	05:08:54
375	1638	Paul Lafforgue	M	M25-29	 - FRA	00:29:18	00:08:20	02:47:28	00:05:48	01:38:04	05:08:56
376	214	Enzo Kadri	M	M25-29	 - FRA	00:30:44	00:06:31	02:47:41	00:02:58	01:41:10	05:09:03
377	691	Adrien GALLAS	M	M18-24	 - FRA	00:31:48	00:09:25	02:49:55	00:06:52	01:31:20	05:09:18
378	117	Julie Doublier	F	F40-44	 - FRA	00:41:39	00:06:07	02:46:37	00:03:29	01:31:28	05:09:18































Age Groups - Overall Results

Pos	Start #	Athlete	Gender	Division	Country		T1		T2		Time
379	609	Ewen JAFFRES	M	M18-24	 - FRA	00:38:07	00:06:36	02:41:46	00:03:30	01:39:25	05:09:22
380	981	Quentin Fantoni	M	M25-29	 - FRA	00:35:31	00:07:04	02:48:45	00:04:06	01:33:59	05:09:22
381	560	Marcel Klohs	M	M45-49	 - DEU	00:45:44	00:04:59	02:33:13	00:04:42	01:40:51	05:09:27
382	2079	Gilles ESTIENNE	M	M45-49	 - FRA	00:36:20	00:05:51	02:36:40	00:03:41	01:47:00	05:09:30
383	744	Yves DEVILLERS	M	M35-39	 - BEL	00:34:59	00:07:49	02:32:38	00:06:34	01:47:42	05:09:41
384	1379	Denis Sepchat	M	M50-54	 - FRA	00:34:24	00:09:20	02:43:13	00:04:03	01:38:44	05:09:42
385	1896	Jean de Villeneuve	M	M35-39	 - FRA	00:32:54	00:07:59	02:49:34	00:04:05	01:35:14	05:09:43
386	1076	Benoit Hazebroucq	M	M30-34	 - FRA	00:33:40	00:06:07	02:46:53	00:03:05	01:40:02	05:09:45
387	201	Michaël PESSIGLIONE	M	M40-44	 - FRA	00:35:05	00:06:18	02:46:37	00:03:31	01:38:22	05:09:51
388	1471	Mathieu CONJEAUD	M	M25-29	 - FRA	00:35:25	00:08:31	02:44:20	00:04:28	01:37:15	05:09:57
389	366	Stéphane Jamon	M	M40-44	 - FRA	00:33:28	00:07:27	02:48:54	00:05:10	01:35:06	05:10:03
390	699	Fries De Waele	M	M25-29	 - BEL	00:34:32	00:08:58	02:50:10	00:05:16	01:31:12	05:10:06
391	1390	Arsène Ferrand	M	M35-39	 - FRA	00:38:21	00:08:09	02:36:40	00:03:57	01:43:02	05:10:07
392	664	Arnaud De Groot	M	M25-29	 - BEL	00:33:44	00:06:38	02:43:40	00:04:05	01:42:03	05:10:07
393	1953	Thibault Guerin	M	M35-39	 - REU	00:35:32	00:06:07	02:40:27	00:03:46	01:44:18	05:10:08
394	1209	Damien GUYONNET	M	M30-34	 - FRA	00:33:15	00:07:19	02:39:15	00:04:38	01:45:55	05:10:19
395	391	CÉDRIC BEGONIN	M	M35-39	 - FRA	00:35:14	00:09:05	02:44:35	00:07:51	01:33:42	05:10:24
396	1454	Yaël Nusser	F	F40-44	 - CHE	00:34:28	00:07:05	02:51:00	00:03:25	01:34:29	05:10:25
397	1414	Chariel De Cock	F	F30-34	 - BEL	00:34:57	00:06:41	02:54:07	00:03:52	01:30:57	05:10:32
398	790	Patrik Purtschert	M	M50-54	 - CHE	00:32:08	00:06:26	02:44:43	00:03:55	01:43:21	05:10:32
399	1422	Tim Russell	M	M30-34	 - NZL	00:37:15	00:06:47	02:40:23	00:05:05	01:41:12	05:10:40
400	1197	Fabien LEGRAND	M	M40-44	 - FRA	00:33:23	00:08:04	02:46:38	00:06:11	01:36:30	05:10:43
401	2119	David OTT	M	M40-44	 - FRA	00:33:22	00:04:58	02:46:36	00:03:41	01:42:25	05:10:59
402	2083	Maxence REBAUDO	M	M30-34	 - FRA	00:34:26	00:07:01	02:45:39	00:03:52	01:40:04	05:11:01
403	1061	Benoit BROVIDA	M	M40-44	 - FRA	00:38:07	00:07:00	02:49:59	00:04:08	01:32:07	05:11:20
404	1358	Giacomo Melegati	M	M25-29	 - ITA	00:40:13	00:12:24	02:44:14	00:04:45	01:29:49	05:11:22
405	1042	Cyril Garni	M	M40-44	 - FRA	00:32:57	00:07:03	02:42:11	00:03:26	01:45:49	05:11:24































Age Groups - Overall Results

Pos	Start #	Athlete	Gender	Division	Country		T1		T2		Time
406	1389	Jan Ptacek	M	M50-54	 - CZE	00:34:57	00:08:09	02:46:21	00:05:22	01:36:36	05:11:24
407	1873	Vladimir de Ziegler	M	M30-34	 - CHE	00:32:32	00:07:03	02:52:14	00:03:28	01:36:11	05:11:26
408	218	Benjamin LEGRAND	M	M45-49	 - FRA	00:35:10	00:08:25	02:45:08	00:05:30	01:37:17	05:11:28
409	484	Sebastien Causse	M	M50-54	 - FRA	00:38:45	00:07:02	02:37:35	00:03:21	01:44:48	05:11:29
410	337	Pierre-Loïc VIARD	M	M45-49	 - FRA	00:29:31	00:07:56	02:47:59	00:04:54	01:41:16	05:11:34
411	551	Jacques BESSON	M	M55-59	 - FRA	00:36:06	00:05:36	02:39:44	00:04:11	01:46:07	05:11:42
412	970	Sonia Torres	F	F25-29	 - FRA	00:39:31	00:04:57	02:47:49	00:03:18	01:36:13	05:11:45
413	1377	Josep Viñolas Madaula	M	M50-54	 - ESP	00:31:15	00:06:47	02:52:28	00:05:38	01:35:41	05:11:47
414	1183	Lorenzo Zurlo	M	M45-49	 - ITA	00:31:34	00:08:05	02:48:12	00:05:21	01:38:38	05:11:48
415	1963	François Moret	M	M40-44	 - FRA	00:36:15	00:06:25	02:45:34	00:04:02	01:39:38	05:11:52
416	1577	Melvyn BARON	M	M25-29	 - FRA	00:32:41	00:09:27	02:43:49	00:04:26	01:41:35	05:11:56
417	400	Franck Marecaux	M	M30-34	 - FRA	00:41:50	00:08:46	02:45:56	00:05:02	01:30:27	05:11:59
418	406	matthieu CHASSAIGNE	M	M18-24	 - BLM	00:28:33	00:06:33	02:50:44	00:03:14	01:43:01	05:12:02
419	1249	Timothee Grolleau	M	M30-34	 - FRA	00:35:20	00:06:40	02:52:15	00:03:31	01:34:25	05:12:10
420	1375	Rahmani Cherchari	M	M45-49	 - FRA	00:40:57	00:09:24	02:44:45	00:05:25	01:31:43	05:12:11
421	1994	Frédéric DANIELOU CAPITAIN	M	M40-44	 - FRA	00:33:32	00:08:28	02:46:22	00:04:03	01:39:50	05:12:14
422	1435	Thomas Powell	M	M35-39	 - GBR	00:43:41	00:08:25	02:47:02	00:04:01	01:29:08	05:12:14
423	1228	Michel LAGRAVE	M	M55-59	 - FRA	00:34:51	00:08:22	02:41:41	00:04:43	01:42:41	05:12:16
424	471	ROMAIN BRASSEUR	M	M35-39	 - FRA	00:41:08	00:10:03	02:47:37	00:03:55	01:29:37	05:12:17
425	1990	Romain SCHNEIDER	M	M40-44	 - FRA	00:36:33	00:07:11	02:54:06	00:03:22	01:31:26	05:12:35
426	975	Quentin Maillard	M	M25-29	 - FRA	00:32:34	00:07:19	02:45:09	00:04:13	01:43:32	05:12:45
427	1491	Chris Allinson	M	M40-44	 - GBR	00:44:54	00:07:18	02:40:37	00:04:51	01:35:09	05:12:47
428	1118	olivier Courrèges	M	M45-49	 - FRA	00:34:16	00:06:26	02:46:39	00:04:13	01:41:16	05:12:48
429	1562	Vincent Kunz	M	M35-39	 - FRA	00:29:17	00:06:27	02:52:50	00:03:45	01:40:32	05:12:50
430	1356	Thomas Seimandi	M	M35-39	 - FRA	00:31:41	00:06:51	02:42:55	00:04:21	01:47:05	05:12:50
431	722	Thibaud Thevenot	M	M25-29	 - FRA	00:32:15	00:07:13	02:55:31	00:04:22	01:33:36	05:12:55
432	883	Lionel Fery	M	M50-54	 - FRA	00:34:51	00:05:59	02:47:29	00:03:54	01:40:52	05:13:02































Age Groups - Overall Results

Pos	Start #	Athlete	Gender	Division	Country		T1		T2		Time
433	1864	benoit-nicolas descombes	M	M40-44	 - FRA	00:39:00	00:06:56	02:51:59	00:03:48	01:31:29	05:13:10
434	335	Alain Gauthey	M	M50-54	 - FRA	00:39:55	00:07:37	02:41:14	00:04:17	01:40:16	05:13:17
435	2120	Maxime Turmel	M	M30-34	 - FRA	00:41:09	00:07:32	02:45:00	00:05:47	01:33:54	05:13:19
436	1430	BAPTISTE AUBRY	M	M30-34	 - FRA	00:41:59	00:05:16	02:38:53	00:04:09	01:43:04	05:13:20
437	140	Davina Greenwell	F	F35-39	 - GBR	00:30:06	00:07:01	02:58:40	00:04:02	01:33:37	05:13:24
438	123	Lionel Jean	M	M55-59	 - FRA	00:35:55	00:07:15	02:45:13	00:03:39	01:41:25	05:13:25
439	1490	Victor Poussardin	M	M25-29	 - FRA	00:40:05	00:07:13	02:51:19	00:03:08	01:31:51	05:13:35
440	1257	Carl Backman	M	M25-29	 - SWE	00:42:30	00:08:19	02:44:38	00:03:27	01:34:47	05:13:38
441	1207	Yannick Baer	M	M30-34	 - LUX	00:34:00	00:10:33	02:52:15	00:05:33	01:31:23	05:13:41
442	687	Christophe Gallas	M	M30-34	 - FRA	00:40:48	00:08:01	02:41:50	00:04:30	01:38:34	05:13:41
443	1478	David Poletti	M	M35-39	 - FRA	00:38:39	00:09:15	02:51:28	00:05:16	01:29:15	05:13:51
444	2017	Michael LEPLATOIS	M	M50-54	 - FRA	00:34:21	00:08:01	02:44:32	00:04:46	01:42:28	05:14:06
445	1189	DENIS DE POLI	M	M50-54	 - ITA	00:34:29	00:07:55	02:47:44	00:05:41	01:38:20	05:14:07
446	147	Sarah Lépine	F	F45-49	 - FRA	00:33:32	00:06:19	02:52:17	00:03:41	01:38:22	05:14:09
447	1053	Julien Vandeputte	M	M30-34	 - BEL	00:35:39	00:07:51	02:38:04	00:05:11	01:47:26	05:14:10
448	899	Olivier Vancraeynest	M	M40-44	 - FRA	00:41:54	00:06:51	02:36:30	00:03:55	01:45:03	05:14:11
449	766	Andrea Rudin	F	F45-49	 - CHE	00:32:39	00:06:10	02:50:19	00:04:18	01:40:49	05:14:13
450	1461	Cédric Norest	M	M25-29	 - FRA	00:33:36	00:06:49	02:44:01	00:03:57	01:45:52	05:14:13
451	1505	William Chomley		OPEN	 - NZL	00:29:53	00:08:04	02:50:41	00:04:59	01:40:38	05:14:13
452	449	Sergey Novozhylov	M	M30-34	 - UKR	00:33:34	00:06:41	02:47:28	00:03:47	01:42:52	05:14:20
453	1242	Erik Rosengren	M	M45-49	 - SWE	00:35:30	00:09:01	02:41:06	00:06:30	01:42:22	05:14:27
454	1516	Calum Adamson	M	M30-34	 - GBR	00:39:41	00:08:46	02:49:20	00:04:47	01:31:58	05:14:31
455	2005	Thomas Bonnet	M	M35-39	 - FRA	00:32:44	00:06:50	02:50:33	00:05:42	01:38:50	05:14:37
456	1374	Richard Gottschalk	M	M35-39	 - DEU	00:38:31	00:09:22	02:57:29	00:03:22	01:25:56	05:14:37
457	1858	Auke Alkema	M	M25-29	 - NLD	00:32:12	00:08:00	02:44:45	00:05:37	01:44:06	05:14:38
458	951	Roger Küffer	M	M45-49	 - CHE	00:33:05	00:07:47	02:43:32	00:05:12	01:45:15	05:14:49
459	170	Tanguy Dadon	M	M60-64	 - FRA	00:36:45	00:05:26	02:51:28	00:02:52	01:38:22	05:14:51































Age Groups - Overall Results

Pos	Start #	Athlete	Gender	Division	Country		T1		T2		Time
460	796	Marylene DRAILLARD	F	F40-44	 - FRA	00:34:16	00:07:28	02:46:23	00:04:36	01:42:15	05:14:57
461	1759	HUGO MULLIEZ	M	M35-39	 - FRA	00:35:31	00:07:44	02:47:37	00:04:22	01:39:46	05:14:57
462	795	Benjamin Ferrari	M	M25-29	 - FRA	00:34:03	00:07:11	02:50:50	00:03:45	01:39:15	05:15:02
463	419	Jonas Vanhove	M	M25-29	 - BEL	00:33:43	00:09:16	02:46:07	00:04:22	01:41:37	05:15:02
464	1711	Alexandre BIGI	M	M40-44	 - FRA	00:37:24	00:08:48	02:46:56	00:05:15	01:36:43	05:15:04
465	1613	Guillaume GRAFF	M	M18-24	 - FRA	00:38:34	00:08:33	02:44:53	00:05:38	01:37:31	05:15:06
466	2021	Fabien Bonavial	M	M35-39	 - FRA	00:37:04	00:12:02	02:37:32	00:06:09	01:42:21	05:15:06
467	1097	Florian Dumalle	M	M50-54	 - CHE	00:32:36	00:08:56	02:45:27	00:03:17	01:44:54	05:15:07
468	69	Gilles Prestat	M	M55-59	 - FRA	00:36:23	00:07:44	02:40:32	00:04:12	01:46:18	05:15:07
469	863	Nicolas Chanton	M	M30-34	 - FRA	00:42:06	00:09:41	02:35:44	00:07:34	01:40:05	05:15:08
470	384	thomas Amalric	M	M35-39	 - FRA	00:34:43	00:05:50	02:50:35	00:04:09	01:39:53	05:15:09
471	1220	Matthieu PIAT	M	M35-39	 - FRA	00:32:04	00:05:57	02:54:55	00:03:56	01:38:21	05:15:10
472	1240	Jean-Gabriel Barbaud	M	M45-49	 - FRA	00:38:12	00:07:32	02:45:55	00:05:49	01:37:51	05:15:16
473	614	Franck ESCOMEL	M	M50-54	 - FRA	00:31:18	00:07:27	02:38:26	00:04:16	01:53:58	05:15:24
474	1740	Nicolas Ulrich	M	M25-29	 - FRA	00:41:40	00:07:56	02:47:12	00:03:48	01:34:49	05:15:24
475	629	florian Duhamel	M	M30-34	 - FRA	00:41:23	00:05:55	02:45:43	00:03:15	01:39:14	05:15:28
476	346	Sentis Strods	M	M35-39	 - LVA	00:46:32	00:06:33	02:40:51	00:03:47	01:37:51	05:15:32
477	293	Philippe Lambert	M	M60-64	 - FRA	00:40:30	00:07:54	02:34:00	00:02:41	01:50:30	05:15:32
478	1400	Stef De Vos	M	M30-34	 - BEL	00:36:07	00:05:46	02:46:41	00:03:54	01:43:13	05:15:39
479	639	Jose ARROYO	M	M40-44	 - ESP	00:33:37	00:09:27	02:49:03	00:05:42	01:37:54	05:15:41
480	2069	Thomas Devins	M	M35-39	 - FRA	00:30:07	00:07:17	02:51:15	00:04:37	01:42:35	05:15:49
481	763	Qais Kerdjoudj	M	M18-24	 - DZA	00:38:50	00:09:03	02:51:17	00:07:09	01:29:33	05:15:50
482	1659	Lucas TAILLARD	M	M30-34	 - FRA	00:33:58	00:06:26	02:48:52	00:04:29	01:42:09	05:15:51
483	2061	Sophie Bufton	F	F30-34	 - GBR	00:36:16	00:06:32	02:51:47	00:03:51	01:37:31	05:15:55
484	1902	Michael Schenk	M	M50-54	 - NLD	00:33:37	00:08:22	02:48:46	00:05:13	01:40:08	05:16:05
485	236	Camille Thiry	F	F25-29	 - FRA	00:31:45	00:05:39	02:53:59	00:02:51	01:41:55	05:16:06
486	1862	Clémentine Barbet	F	F25-29	 - FRA	00:33:25	00:07:09	02:54:34	00:03:57	01:37:05	05:16:08































Age Groups - Overall Results

Pos	Start #	Athlete	Gender	Division	Country		T1		T2		Time
487	1842	Emmanuel MARTIN	M	M50-54	 - FRA	00:37:45	00:07:22	02:33:57	00:04:07	01:53:06	05:16:15
488	1554	Miles Mantella	M	M30-34	 - GBR	00:32:52	00:07:46	02:42:39	00:06:16	01:46:52	05:16:22
489	738	Cyril Lainé	M	M30-34	 - FRA	00:36:50	00:11:18	02:41:30	00:07:12	01:39:34	05:16:23
490	908	Victor Bauchet	M	M25-29	 - FRA	00:38:21	00:06:45	02:52:05	00:02:43	01:36:33	05:16:24
491	911	Norbert Schröder	M	M60-64	 - DEU	00:33:07	00:07:43	02:43:30	00:04:19	01:47:58	05:16:35
492	1522	Patrick Dudgeon	M	M25-29	 - GBR	00:36:25	00:09:06	02:48:14	00:07:04	01:35:50	05:16:37
493	898	Elise Pozzebon	F	F18-24	 - FRA	00:27:45	00:05:43	03:00:06	00:03:57	01:39:11	05:16:40
494	2082	Fabien SONG	M	M30-34	 - FRA	00:33:30	00:05:52	02:50:32	00:02:40	01:44:09	05:16:40
495	162	Nicolas Violland	M	M45-49	 - FRA	00:31:02	00:04:55	03:00:23	00:04:52	01:35:33	05:16:43
496	1765	Jordan Cavallès	M	M30-34	 - FRA	00:35:38	00:06:16	02:45:39	00:03:07	01:46:08	05:16:46
497	1934	camille crespel	F	F30-34	 - FRA	00:34:59	00:07:04	02:51:09	00:04:06	01:39:33	05:16:49
498	515	Thierry CAILLAT	M	M50-54	 - FRA	00:42:25	00:06:52	02:38:59	00:04:03	01:44:38	05:16:55
499	87	David Dechamps	M	M50-54	 - FRA	00:31:57	00:10:14	02:57:46	00:05:18	01:31:55	05:17:07
500	882	Alex Vennevault	M	M65-69	 - FRA	00:36:46	00:06:49	02:47:46	00:03:50	01:42:00	05:17:08
501	1494	Pascal Ribac	M	M45-49	 - DEU	00:34:22	00:08:52	02:51:22	00:04:59	01:37:36	05:17:09
502	376	Nick Busca	M	M35-39	 - ITA	00:34:14	00:07:21	02:58:45	00:04:19	01:32:40	05:17:16
503	1579	Romain DEHONDT	M	M40-44	 - FRA	00:36:26	00:08:11	02:44:25	00:03:27	01:44:57	05:17:23
504	958	Jordan Laisne	M	M35-39	 - FRA	00:41:31	00:09:43	02:45:47	00:03:27	01:37:01	05:17:27
505	327	Emmanuelle GRIMARD	F	F55-59	 - FRA	00:34:16	00:08:09	02:45:34	00:05:00	01:44:30	05:17:27
506	1565	Alexandre BEAUVOIS	M	M25-29	 - FRA	00:41:52	00:06:54	02:43:50	00:03:59	01:40:58	05:17:31
507	263	Nikolay Milev	M	M30-34	 - BGR	00:38:44	00:08:24	02:50:45	00:04:44	01:34:58	05:17:32
508	824	Marco Lopez	M	M45-49	 - ITA	00:34:27	00:06:22	02:45:20	00:04:25	01:47:03	05:17:33
509	359	Olivier Horber	M	M30-34	 - CHE	00:33:29	00:06:28	02:44:32	00:03:35	01:49:34	05:17:36
510	2032	Jordan COUDE	M	M25-29	 - FRA	00:34:45	00:06:08	02:52:54	00:03:11	01:40:43	05:17:39
511	126	Céline Egger	F	F40-44	 - CHE	00:36:23	00:08:34	02:46:28	00:04:05	01:42:11	05:17:40
512	1694	Jérôme Faivre	M	M45-49	 - FRA	00:35:48	00:05:36	02:43:29	00:03:34	01:49:23	05:17:48
513	529	Filip Fraeye	M	M50-54	 - BEL	00:36:42	00:06:47	02:43:45	00:03:42	01:46:56	05:17:51































Age Groups - Overall Results

Pos	Start #	Athlete	Gender	Division	Country		T1		T2		Time
514	1344	Hugo CHANSOU	M	M30-34	 - FRA	00:38:30	00:09:05	02:54:11	00:05:34	01:30:32	05:17:51
515	1989	Giulian Michelleto	M	M30-34	 - ITA	00:37:43	00:05:40	02:50:59	00:03:21	01:40:20	05:18:01
516	2066	Frederic Dercq	M	M45-49	 - BEL	00:35:00	00:09:13	02:52:56	00:06:06	01:34:48	05:18:01
517	1515	Bettina Taferner	F	F40-44	 - AUT	00:36:58	00:06:43	02:52:50	00:03:22	01:38:12	05:18:03
518	702	Jérôme REVET-SERVETTAZ	M	M50-54	 - FRA	00:34:24	00:07:52	02:44:15	00:04:49	01:46:49	05:18:07
519	363	Sylvain Dhugues	M	M18-24	 - FRA	00:30:12	00:06:03	02:51:23	00:04:04	01:46:29	05:18:10
520	1184	Simon Ooghe	M	M30-34	 - BEL	00:38:05	00:07:01	02:43:25	00:03:48	01:45:59	05:18:16
521	1069	Marielle SERRES MORASSUT	F	F45-49	 - FRA	00:33:41	00:06:29	02:48:44	00:03:10	01:46:15	05:18:17
522	1583	David LIMMOIS	M	M45-49	 - FRA	00:37:19	00:08:17	02:50:13	00:05:41	01:36:51	05:18:19
523	1135	Mickael Michaud	M	M35-39	 - FRA	00:37:16	00:10:23	02:46:01	00:04:29	01:40:14	05:18:21
524	121	Michael Faustini	M	M25-29	 - FRA	00:35:53	00:05:00	02:45:03	00:04:00	01:48:28	05:18:22
525	2003	Sebastian Grass	M	M40-44	 - DEU	00:35:24	00:09:18	02:48:16	00:05:07	01:40:30	05:18:32
526	1063	LAURENT TAREL	M	M50-54	 - FRA	00:33:18	00:08:41	02:57:49	00:06:57	01:31:53	05:18:36
527	1647	Sauveur Barbera	M	M40-44	 - FRA	00:40:31	00:08:16	02:52:04	00:05:46	01:32:04	05:18:38
528	1080	MICHEL PUJADE	M	M55-59	 - FRA	00:28:04	00:08:07	02:49:10	00:05:26	01:47:54	05:18:39
529	1488	Jack Whitby	M	M25-29	 - GBR	00:37:13	00:06:05	02:46:33	00:05:11	01:43:44	05:18:44
530	1170	Nicolas Louison	M	M30-34	 - FRA	00:43:10	00:07:51	02:56:46	00:04:52	01:26:13	05:18:51
531	557	Loic Pimont	M	M50-54	 - FRA	00:37:57	00:06:57	02:43:50	00:04:22	01:45:49	05:18:52
532	607	Marc-Olivier Hilgers	M	M35-39	 - DEU	00:35:20	00:08:07	02:51:44	00:04:06	01:39:41	05:18:56
533	380	denis pozzo di borgo	M	M60-64	 - FRA	00:31:44	00:06:49	02:50:18	00:05:07	01:45:00	05:18:56
534	1120	Jean Marc Pinguet	M	M50-54	 - FRA	00:35:49	00:07:15	02:40:55	00:04:43	01:50:16	05:18:57
535	1484	Eliott Ardisson	M	M18-24	 - FRA	00:34:35	00:07:04	02:48:24	00:03:55	01:45:06	05:19:01
536	1592	Wolter Weulink	M	M30-34	 - NLD	00:38:21	00:07:06	02:45:28	00:03:32	01:44:37	05:19:02
537	456	Mickael Grisanti	M	M30-34	 - FRA	00:36:24	00:06:46	02:53:51	00:04:15	01:37:51	05:19:05
538	1420	Patrick Jack	M	M25-29	 - GBR	00:28:31	00:06:50	02:49:56	00:03:14	01:50:37	05:19:05
539	1495	Martin Gibson	M	M50-54	 - GBR	00:33:51	00:05:08	02:46:58	00:06:30	01:46:44	05:19:08
540	294	Kevin Clouard	M	M30-34	 - FRA	00:40:29	00:07:45	02:45:19	00:04:44	01:40:54	05:19:09































Age Groups - Overall Results

Pos	Start #	Athlete	Gender	Division	Country		T1		T2		Time
541	914	vincent vasseur	M	M40-44	 - FRA	00:36:36	00:09:40	02:51:49	00:05:17	01:35:54	05:19:14
542	2100	Michael Stafford	M	M40-44	 - IRL	00:35:09	00:07:20	02:44:25	00:05:06	01:47:21	05:19:19
543	2070	Bastien Cuer	M	M35-39	 - FRA	00:32:43	00:07:25	02:54:42	00:04:46	01:39:48	05:19:23
544	175	Alix De Lafage	F	F45-49	 - FRA	00:32:22	00:07:36	03:01:34	00:05:01	01:32:52	05:19:23
545	1546	Rutger Mulder	M	M30-34	 - NLD	00:42:30	00:06:45	02:40:19	00:03:28	01:46:38	05:19:38
546	2030	Thibaut SCHOELL	M	M35-39	 - FRA	00:39:21	00:06:04	02:50:39	00:04:09	01:39:30	05:19:41
547	1820	MARTIN METRA	M	M30-34	 - FRA	00:36:23	00:08:56	02:58:53	00:03:45	01:31:47	05:19:43
548	1006	lucie loudenot	F	F25-29	 - FRA	00:31:20	00:05:49	02:48:30	00:03:56	01:50:09	05:19:43
549	490	Marine Carpentier	F	F30-34	 - FRA	00:36:59	00:06:47	02:50:46	00:03:02	01:42:19	05:19:51
550	1591	Lemlih Ouchchane	M	M50-54	 - FRA	00:36:24	00:08:47	02:45:01	00:04:50	01:44:55	05:19:54
551	72	Philippe Mahaux	M	M50-54	 - BEL	00:35:35	00:07:35	02:44:41	00:04:08	01:47:57	05:19:54
552	1933	Gatien Butez	M	M35-39	 - FRA	00:36:13	00:06:55	02:54:00	00:03:51	01:39:07	05:20:04
553	1829	Fran Bungay	F	F45-49	 - GBR	00:35:46	00:06:55	02:41:31	00:05:47	01:50:07	05:20:04
554	953	Mathilde FOUQUET	F	F25-29	 - FRA	00:37:14	00:06:25	02:54:14	00:03:57	01:38:17	05:20:04
555	1130	Fleur NADAL	F	F40-44	 - FRA	00:40:16	00:05:45	02:49:11	00:03:22	01:41:36	05:20:08
556	239	Nicolas Gruel	M	M40-44	 - FRA	00:33:40	00:10:56	02:55:38	00:06:11	01:33:45	05:20:09
557	382	Alexandre DOBINET	M	M30-34	 - FRA	00:34:24	00:07:40	02:52:19	00:04:01	01:41:49	05:20:11
558	1099	Damien Farge	M	M25-29	 - FRA	00:39:40	00:06:12	02:42:51	00:02:52	01:48:41	05:20:15
559	1286	Yoan Nicolas	M	M18-24	 - FRA	00:33:16	00:07:11	02:43:51	00:05:38	01:50:23	05:20:17
560	1221	Alexis Seban	M	M30-34	 - FRA	00:32:50	00:09:18	02:56:51	00:08:25	01:32:56	05:20:18
561	1886	Magdalena Röhrich	F	F35-39	 - DEU	00:40:51	00:09:23	02:47:08	00:06:44	01:36:18	05:20:22
562	433	Corentin TAURINES	M	M25-29	 - FRA	00:35:38	00:06:14	02:46:28	00:02:34	01:49:32	05:20:25
563	992	Oliver Gerstlauer	M	M50-54	 - DEU	00:36:01	00:08:16	02:42:49	00:03:25	01:50:02	05:20:29
564	1064	Guillaume Jonnaert	M	M30-34	 - BEL	00:37:37	00:07:06	02:42:27	00:06:16	01:47:09	05:20:33
565	1192	stéphanie zielinski	F	F45-49	 - FRA	00:33:00	00:06:31	02:49:26	00:03:53	01:47:47	05:20:35
566	1128	Pierre-Jean Rembert	M	M45-49	 - FRA	00:33:31	00:06:59	02:47:08	00:03:47	01:49:12	05:20:35
567	142	André DELAPART	M	M50-54	 - FRA	00:35:40	00:08:17	02:49:20	00:03:48	01:43:42	05:20:46































Age Groups - Overall Results

Pos	Start #	Athlete	Gender	Division	Country		T1		T2		Time
568	754	Konstantin Trojanov	M	M35-39	 - LVA	00:36:15	00:07:22	02:50:55	00:04:59	01:41:17	05:20:46
569	1895	William Gerard	M	M35-39	 - FRA	00:35:45	00:08:01	02:51:17	00:04:52	01:40:59	05:20:52
570	2058	Alice Riti	F	F30-34	 - FRA	00:33:50	00:06:12	02:53:18	00:04:14	01:43:21	05:20:53
571	345	Uldis Liepa-Liepins	M	M35-39	 - LVA	00:37:28	00:06:25	02:41:03	00:03:59	01:52:05	05:20:58
572	1431	Camille VERNIZEAU	F	F25-29	 - FRA	00:33:59	00:07:02	02:59:28	00:07:06	01:33:27	05:21:00
573	1007	Maxime BODERIOU	M	M30-34	 - FRA	00:38:14	00:08:38	02:55:34	00:06:59	01:31:44	05:21:07
574	360	Andrea Stebler	F	F40-44	 - CHE	00:33:48	00:07:52	02:49:42	00:05:43	01:44:07	05:21:11
575	1821	Kevin Mounier	M	M30-34	 - FRA	00:39:29	00:07:23	02:50:18	00:03:55	01:40:08	05:21:11
576	204	Jean baptiste Beaulieu	M	M18-24	 - FRA	00:36:58	00:06:45	02:53:13	00:03:36	01:40:43	05:21:13
577	352	VICTOR PEREZ JUAN	M	M35-39	 - ESP	00:40:56	00:08:52	02:58:36	00:06:01	01:26:55	05:21:19
578	1916	Ghislain ZDOROW	M	M35-39	 - FRA	00:29:22	00:06:34	02:46:55	00:05:45	01:52:51	05:21:25
579	177	Khodor Yassine	M	M30-34	 - LBN	00:32:39	00:06:07	03:06:36	00:05:10	01:30:58	05:21:28
580	1312	Philippe Harles	M	M35-39	 - LUX	00:28:27	00:06:59	02:57:48	00:04:18	01:44:11	05:21:41
581	693	Jack Forrest	M	M25-29	 - ZWE	00:29:37	00:06:16	02:57:28	00:03:54	01:44:32	05:21:46
582	2097	Yann Marteil	M	M50-54	 - FRA	00:38:32	00:05:32	02:46:28	00:03:53	01:47:31	05:21:54
583	2035	Olivier Le Gorgeu	M	M40-44	 - FRA	00:34:06	00:08:56	02:49:28	00:05:54	01:43:39	05:22:00
584	1877	Olivier Fauconnet	M	M25-29	 - FRA	00:38:19	00:08:09	02:56:37	00:06:58	01:32:08	05:22:09
585	832	Pjotr Sauer	M	M30-34	 - NLD	00:39:45	00:09:18	02:51:01	00:05:16	01:36:55	05:22:14
586	2075	philippe erman	M	M55-59	 - FRA	00:37:28	00:06:28	02:53:38	00:04:04	01:40:41	05:22:17
587	800	Arno Craeynest	M	M25-29	 - BEL	00:32:02	00:07:01	02:45:41	00:05:47	01:51:52	05:22:21
588	1912	Christoph Reimold	M	M55-59	 - DEU	00:37:56	00:06:34	02:51:04	00:04:21	01:42:30	05:22:23
589	1532	Jeff Vanderdonckt	M	M30-34	 - BEL	00:31:16	00:07:15	02:52:09	00:03:43	01:48:03	05:22:24
590	948	Yannick Leys	M	M30-34	 - BEL	00:34:59	00:07:35	02:48:17	00:04:29	01:47:09	05:22:27
591	2059	Bruno Carbonne	M	M60-64	 - MCO	00:37:06	00:08:06	02:54:21	00:05:30	01:37:30	05:22:31
592	986	Olivier Acquaviva	M	M35-39	 - FRA	00:38:18	00:09:47	02:55:27	00:05:19	01:33:43	05:22:32
593	77	Daniëlle Vermeulen	F	F30-34	 - NLD	00:28:24	00:05:42	03:05:48	00:04:05	01:38:37	05:22:33
594	1413	Antoine Clerc	M	M30-34	 - FRA	00:39:31	00:09:53	02:50:40	00:05:03	01:37:29	05:22:34































Age Groups - Overall Results

Pos	Start #	Athlete	Gender	Division	Country		T1		T2		Time
595	1914	Vincent Jaubertie	M	M45-49	 - FRA	00:42:16	00:07:42	02:49:55	00:05:17	01:37:32	05:22:40
596	2038	Tom Andrault	M	M18-24	 - FRA	00:34:21	00:10:04	02:54:01	00:06:29	01:37:54	05:22:47
597	1165	Alexandre BRIGHI	M	M50-54	 - FRA	00:38:14	00:10:52	02:47:33	00:05:56	01:40:15	05:22:48
598	1405	Nicolas Rasson	M	M40-44	 - BEL	00:34:58	00:08:31	02:53:13	00:04:21	01:41:49	05:22:51
599	279	Karim Kamoun	M	M30-34	 - FRA	00:39:01	00:12:44	02:42:30	00:08:21	01:40:19	05:22:53
600	2028	YANN BEVIN	M	M50-54	 - FRA	00:30:20	00:07:20	03:00:04	00:05:48	01:39:27	05:22:57
601	1611	Guillaume FRUTOSO	M	M45-49	 - FRA	00:38:14	00:09:29	02:50:47	00:05:02	01:39:27	05:22:57
602	1616	Núria Terradellas	F	F40-44	 - ESP	00:34:51	00:07:34	02:58:41	00:04:15	01:37:40	05:22:59
603	1601	Corentin Philippe	M	M25-29	 - FRA	00:35:56	00:08:38	02:54:01	00:03:26	01:41:01	05:23:00
604	1010	Jesper Østegård Hansen	M	M35-39	 - DNK	00:38:05	00:10:24	02:49:23	00:05:49	01:39:21	05:23:00
605	1831	MELVYN RAYMOND	M	M30-34	 - FRA	00:42:07	00:07:51	02:54:14	00:04:14	01:34:39	05:23:04
606	267	Nathan Douet	M	M30-34	 - CHE	00:34:48	00:10:11	02:57:28	00:05:41	01:34:59	05:23:05
607	1524	Alexandre Sesqué	M	M35-39	 - FRA	00:40:50	00:09:33	02:48:15	00:04:44	01:39:55	05:23:15
608	826	Felizia Küng	F	F30-34	 - CHE	00:37:47	00:06:28	02:54:43	00:03:29	01:40:54	05:23:20
609	424	jules villemagne	M	M25-29	 - FRA	00:37:35	00:07:10	02:49:52	00:04:30	01:44:18	05:23:23
610	1817	Clément Goupille	M	M30-34	 - FRA	00:36:59	00:07:02	02:58:12	00:03:18	01:37:59	05:23:28
611	152	Thierry DEBRUN	M	M60-64	 - FRA	00:32:31	00:07:51	02:44:50	00:04:55	01:53:41	05:23:46
612	308	Florian Tetu	M	M30-34	 - FRA	00:44:37	00:07:16	02:38:18	00:04:08	01:49:32	05:23:48
613	1844	MICKAEL CRECHE	M	M45-49	 - FRA	00:34:59	00:09:16	02:52:35	00:06:43	01:40:20	05:23:52
614	2016	Elliot Harmer	M	M18-24	 - GBR	00:41:32	00:09:28	02:38:58	00:06:19	01:47:37	05:23:52
615	1921	Vincent Billaud	M	M25-29	 - FRA	00:36:54	00:05:45	02:45:17	00:02:47	01:53:11	05:23:53
616	167	Philippine Ducrocq	F	F18-24	 - FRA	00:36:08	00:06:01	02:57:49	00:02:47	01:41:18	05:24:01
617	1951	Franck MAZET	M	M55-59	 - FRA	00:32:12	00:06:47	02:55:26	00:03:28	01:46:10	05:24:01
618	545	Jean Marc LEFEVER	M	M55-59	 - FRA	00:34:08	00:07:07	02:41:31	00:03:55	01:57:23	05:24:02
619	895	Davy Maes	M	M30-34	 - BEL	00:41:05	00:10:04	02:57:32	00:03:57	01:31:26	05:24:02
620	145	Vincent Cantet	M	M50-54	 - FRA	00:34:30	00:06:35	02:53:57	00:05:59	01:43:08	05:24:07
621	377	Andrea Sulzer	F	F40-44	 - CHE	00:32:37	00:06:33	02:58:51	00:03:36	01:42:33	05:24:07































Age Groups - Overall Results

Pos	Start #	Athlete	Gender	Division	Country		T1		T2		Time
622	1275	Romuald BOUSSINET	M	M45-49	 - FRA	00:39:48	00:06:57	02:52:41	00:04:29	01:40:18	05:24:10
623	1969	Kamil Kamzagaliyev	M	M35-39	 - KAZ	00:33:46	00:09:41	02:54:56	00:05:27	01:40:25	05:24:14
624	1133	Thomas Gauthier	M	M25-29	 - FRA	00:32:36	00:06:19	02:48:58	00:03:27	01:53:02	05:24:19
625	1492	Lucas LOPEZ	M	M25-29	 - FRA	00:36:26	00:07:18	03:00:47	00:05:46	01:34:04	05:24:19
626	1781	Louis Hamers	M	M30-34	 - BEL	00:35:28	00:07:11	02:55:20	00:04:17	01:42:10	05:24:24
627	487	Séb COUTAN	M	M30-34	 - FRA	00:38:49	00:06:05	02:55:07	00:04:59	01:39:32	05:24:29
628	1547	David PINCON	M	M50-54	 - FRA	00:38:44	00:09:52	02:46:44	00:05:27	01:43:47	05:24:32
629	2078	Jerome Renquet	M	M30-34	 - BEL	00:41:09	00:07:40	02:44:34	00:04:04	01:47:10	05:24:35
630	666	Amaury Hellebuyck	M	M25-29	 - BEL	00:33:17	00:07:09	02:56:42	00:04:29	01:43:11	05:24:45
631	1906	Thomas LAJUGIE	M	M35-39	 - FRA	00:38:13	00:09:35	02:51:14	00:03:40	01:42:05	05:24:45
632	762	Igors Orinko	M	M40-44	 - LVA	00:44:34	00:07:22	02:52:23	00:04:50	01:35:43	05:24:50
633	1687	Romain Kwiatkowski	M	M35-39	 - FRA	00:34:16	00:07:37	02:46:30	00:05:14	01:51:19	05:24:53
634	300	Andréa Zamith	F	F30-34	 - BRA	00:36:21	00:07:33	03:08:07	00:02:53	01:30:04	05:24:57
635	477	Dominic Marsh	M	M25-29	 - GBR	00:37:56	00:06:48	02:55:07	00:05:16	01:39:57	05:25:03
636	989	Stéphane LE MERO	M	M40-44	 - FRA	00:56:33	00:09:10	02:44:08	00:05:28	01:29:48	05:25:05
637	478	Pierre-Marie Berland	M	M30-34	 - FRA	00:37:12	00:08:31	02:54:15	00:03:19	01:41:54	05:25:09
638	388	Aymeric Lecoeuvre	M	M30-34	 - FRA	00:39:10	00:07:28	02:56:28	00:04:49	01:37:16	05:25:10
639	893	Tom Bekers	M	M35-39	 - BEL	00:35:23	00:10:15	03:02:11	00:07:40	01:29:44	05:25:10
640	850	Florian Porcher	M	M40-44	 - FRA	00:41:46	00:10:09	02:48:02	00:05:02	01:40:14	05:25:10
641	783	Maxence NICOLAS	M	M18-24	 - FRA	00:31:34	00:06:34	02:44:21	00:03:04	01:59:39	05:25:10
642	638	Oriol Nomen Escoda	M	M40-44	 - ESP	00:31:55	00:06:45	02:54:25	00:04:26	01:47:44	05:25:14
643	1968	Julien LEYDET	M	M30-34	 - FRA	00:42:28	00:10:55	02:43:12	00:06:09	01:42:32	05:25:14
644	2025	Enguerrand Bertholet	M	M35-39	 - FRA	00:45:11	00:04:31	03:03:28	00:02:47	01:29:27	05:25:22
645	871	François EXPOSITO	M	M45-49	 - FRA	00:37:24	00:10:30	02:48:31	00:03:17	01:45:47	05:25:26
646	1364	jérôme rey	M	M40-44	 - FRA	00:36:23	00:07:48	02:53:42	00:03:39	01:43:58	05:25:28
647	365	Vincent Prou	M	M55-59	 - FRA	00:35:26	00:07:27	02:58:08	00:06:13	01:38:18	05:25:31
648	964	Romain Schermuly	M	M25-29	 - CHE	00:35:33	00:07:15	02:54:19	00:03:10	01:45:17	05:25:31































Age Groups - Overall Results

Pos	Start #	Athlete	Gender	Division	Country		T1		T2		Time
649	524	Johan Van Meenen	M	M50-54	 - BEL	00:36:04	00:07:54	02:47:09	00:07:05	01:47:22	05:25:32
650	1770	Victor Périé	M	M25-29	 - FRA	00:34:10	00:08:15	02:52:49	00:04:32	01:45:52	05:25:34
651	1511	Sébastien Teston	M	M40-44	 - FRA	00:37:41	00:10:30	02:52:00	00:07:15	01:38:17	05:25:41
652	1465	Sébastien COHET	M	M30-34	 - FRA	00:38:14	00:09:20	02:48:25	00:07:34	01:42:22	05:25:53
653	111	Bassam Salamé	M	M40-44	 - FRA	00:30:54	00:06:36	02:56:28	00:04:31	01:47:29	05:25:56
654	1865	Thomas MAUVAIS	M	M35-39	 - FRA	00:41:32	00:08:15	02:49:48	00:05:46	01:40:44	05:26:03
655	1123	Tom Arentsen	M	M45-49	 - NLD	00:29:33	00:08:16	02:54:40	00:06:06	01:47:30	05:26:04
656	1621	Thibaut ROUMIER	M	M30-34	 - FRA	00:35:03	00:08:09	03:03:05	00:05:17	01:34:33	05:26:05
657	208	Eric Lichtfouse	M	M60-64	 - FRA	00:33:21	00:07:35	02:44:58	00:05:16	01:55:03	05:26:11
658	523	Mathieu Minard	M	M25-29	 - FRA	00:36:30	00:09:44	02:45:54	00:07:10	01:46:59	05:26:15
659	439	JOSÉPHINE COLIN	F	F25-29	 - FRA	00:30:26	00:07:39	03:01:33	00:04:43	01:42:07	05:26:26
660	1367	Jonathan Gutzwiller	M	M30-34	 - CHE	00:41:58	00:06:19	02:59:29	00:04:15	01:34:29	05:26:28
661	846	Harold Jadoul	M	M18-24	 - BEL	00:42:03	00:09:47	02:48:41	00:06:08	01:39:58	05:26:33
662	1558	William FLEITH	M	M25-29	 - FRA	00:36:26	00:07:55	02:53:01	00:07:11	01:42:06	05:26:36
663	611	Jonas HIRSCHIEDER	M	M45-49	 - DEU	00:34:05	00:07:25	02:50:16	00:03:41	01:51:12	05:26:37
664	900	Raphaël Laurain	M	M25-29	 - FRA	00:39:13	00:07:52	02:42:02	00:04:35	01:52:58	05:26:38
665	945	Elliot Thomasson	M	M25-29	 - FRA	00:32:59	00:07:00	03:11:52	00:05:57	01:28:55	05:26:42
666	318	Florian Hlavek	M	M40-44	 - FRA	00:33:31	00:07:18	02:55:01	00:04:36	01:46:24	05:26:48
667	1261	Mailis Orakoski	F	F45-49	 - FIN	00:38:12	00:06:52	02:54:26	00:03:45	01:43:47	05:26:59
668	860	Stephane Hamou	M	M35-39	 - FRA	00:36:34	00:06:10	02:58:13	00:05:22	01:40:49	05:27:07
669	1436	Mike Martin	M	M35-39	 - GBR	00:37:30	00:06:32	02:57:36	00:05:39	01:39:54	05:27:08
670	185	Mickael Lecomte	M	M50-54	 - FRA	00:38:58	00:07:59	02:54:43	00:04:24	01:41:07	05:27:09
671	672	Charles CHATRON	M	M30-34	 - FRA	00:38:21	00:07:29	02:50:57	00:04:28	01:45:58	05:27:11
672	730	Arthur RIVIERE	M	M25-29	 - FRA	00:32:13	00:07:56	02:54:03	00:07:10	01:45:54	05:27:15
673	2103	ELODIE LOLLIEROU	F	F30-34	 - FRA	00:44:01	00:09:49	02:44:27	00:04:32	01:44:31	05:27:18
674	1641	Caroline DOUCET	F	F35-39	 - CHE	00:34:51	00:06:33	02:54:17	00:03:52	01:47:47	05:27:19
675	1157	Ferre Van Hauwermeiren	M	M25-29	 - BEL	00:37:40	00:05:55	02:50:08	00:02:39	01:50:59	05:27:20































Age Groups - Overall Results

Pos	Start #	Athlete	Gender	Division	Country		T1		T2		Time
676	260	dominique bernet	M	M35-39	 - CHE	00:37:32	00:07:06	02:51:47	00:04:48	01:46:10	05:27:22
677	268	Kevin Deno	M	M30-34	 - BEL	00:31:06	00:08:56	02:55:07	00:04:46	01:47:36	05:27:30
678	1020	Anatole Chouard	M	M25-29	 - FRA	00:35:13	00:08:35	02:57:59	00:05:27	01:40:19	05:27:31
679	1319	PASCAL GRASSER	M	M30-34	 - FRA	00:35:58	00:08:04	02:53:50	00:03:14	01:46:28	05:27:32
680	1339	Ray Maker	M	M40-44	 - USA	00:35:14	00:06:00	02:54:26	00:05:09	01:46:47	05:27:34
681	1255	Michael LAMBOLEZ	M	M50-54	 - FRA	00:37:39	00:11:12	02:48:22	00:05:22	01:45:02	05:27:36
682	1672	Samuele Cosimo	M	M25-29	 - ITA	00:35:02	00:07:18	02:51:12	00:05:04	01:49:11	05:27:45
683	2027	Gilles Prince	M	M50-54	 - CHE	00:32:51	00:08:04	02:45:16	00:05:45	01:55:57	05:27:51
684	1548	Matthias Altmann	M	M25-29	 - DEU	00:40:41	00:09:12	02:42:13	00:06:12	01:49:38	05:27:54
685	1140	gianfilippo gherardi	M	M35-39	 - ITA	00:35:29	00:10:06	02:48:06	00:07:24	01:47:02	05:28:06
686	157	Pauline Laurent	F	F30-34	 - FRA	00:38:54	00:08:05	02:58:28	00:05:22	01:37:21	05:28:08
687	60	Barry Thomas	M	M55-59	 - GBR	00:35:16	00:07:27	02:55:59	00:05:12	01:44:16	05:28:08
688	2124	Jean-Hugues PONSOT	M	M30-34	 - FRA	00:35:48	00:10:20	02:52:33	00:05:37	01:43:57	05:28:13
689	753	Cedric Vidonne	M	M40-44	 - CHE	00:37:29	00:07:14	02:57:45	00:04:20	01:41:28	05:28:14
690	453	Enzo tortelli	M	M18-24	 - FRA	00:35:31	00:08:01	02:57:45	00:04:23	01:42:38	05:28:16
691	1585	Guillaume CLAUDE	M	M30-34	 - FRA	00:36:53	00:10:02	02:54:55	00:05:29	01:41:00	05:28:16
692	720	Laure Bonfils	F	F30-34	 - FRA	00:37:04	00:07:42	02:52:37	00:04:01	01:46:58	05:28:19
693	1654	Guillaume Boyer	M	M35-39	 - FRA	00:39:42	00:08:42	03:02:26	00:04:45	01:32:47	05:28:20
694	840	Mathieu DUTHE	M	M18-24	 - FRA	00:33:25	00:07:26	02:52:31	00:03:00	01:52:21	05:28:40
695	1696	Florian SCANDOLA	M	M25-29	 - FRA	00:36:08	00:08:11	02:49:56	00:04:25	01:50:09	05:28:46
696	1607	Mickael Misset	M	M25-29	 - FRA	00:38:19	00:08:53	02:56:17	00:04:18	01:41:04	05:28:50
697	306	Benjamin Lacroix	M	M25-29	 - FRA	00:34:58	00:05:04	02:48:02	00:03:58	01:56:50	05:28:50
698	813	Fabio Van Laere	M	M18-24	 - BEL	00:33:17	00:08:36	02:53:30	00:04:11	01:49:22	05:28:53
699	1956	Joe Zarifeh	M	M35-39	 - LBN	00:35:38	00:08:04	02:58:18	00:05:09	01:41:47	05:28:55
700	1964	Johan Mildner	M	M55-59	 - SWE	00:30:07	00:09:00	02:56:38	00:09:13	01:44:00	05:28:57
701	1388	Guillaume Monnet	M	M25-29	 - FRA	00:34:46	00:08:22	02:51:03	00:05:40	01:49:10	05:28:59
702	755	Jessica Wilcox	F	F25-29	 - GBR	00:32:26	00:06:40	03:08:06	00:06:12	01:35:45	05:29:06































Age Groups - Overall Results

Pos	Start #	Athlete	Gender	Division	Country		T1		T2		Time
703	759	Thomas Chapellier	M	M30-34	 - FRA	00:40:07	00:07:47	02:58:10	00:06:30	01:36:34	05:29:07
704	2015	Nicolas Michel	M	M35-39	 - FRA	00:43:26	00:12:03	02:59:33	00:05:08	01:29:01	05:29:08
705	1449	alexandre CARADONA	M	M30-34	 - FRA	00:32:47	00:08:25	02:55:38	00:03:26	01:48:54	05:29:09
706	314	Stephane MORFU	M	M40-44	 - FRA	00:45:51	00:08:23	02:52:12	00:03:42	01:39:05	05:29:11
707	610	Lorenz FREIMUTH	M	M35-39	 - DEU	00:36:34	00:07:14	02:47:33	00:04:51	01:53:00	05:29:11
708	199	Vincent Ducros	M	M45-49	 - CHE	00:31:26	00:06:32	02:51:06	00:04:02	01:56:09	05:29:12
709	1277	Louis de la Taille	M	M30-34	 - FRA	00:37:10	00:08:42	02:54:56	00:06:19	01:42:07	05:29:13
710	1291	Thomas Darrieux	M	M25-29	 - FRA	00:38:19	00:08:52	02:57:42	00:03:25	01:41:01	05:29:16
711	1869	perrine olivier	F	F40-44	 - FRA	00:41:49	00:06:46	02:59:04	00:03:45	01:38:09	05:29:30
712	485	Eloïse Monnier	F	F30-34	 - FRA	00:37:25	00:06:07	02:57:56	00:03:07	01:44:57	05:29:31
713	1707	cyril rohrbacher	M	M25-29	 - FRA	00:37:59	00:07:25	02:45:25	00:05:52	01:52:53	05:29:32
714	303	Steve TOUPENAY	M	M45-49	 - FRA	00:42:56	00:08:26	02:54:20	00:04:53	01:39:01	05:29:34
715	1011	Eric Baume	M	M40-44	 - FRA	00:33:13	00:08:26	02:58:06	00:06:03	01:43:56	05:29:41
716	586	thibault caleyron	M	M30-34	 - FRA	00:35:50	00:09:03	02:58:38	00:03:25	01:42:49	05:29:43
717	99	Bruno Lippens	M	M50-54	 - CHE	00:32:52	00:07:16	02:52:29	00:05:27	01:51:44	05:29:47
718	349	Roberto Tambini	M	M60-64	 - CHE	00:36:13	00:08:35	02:52:29	00:07:40	01:44:56	05:29:52
719	82	Stefanie Nowak	F	F55-59	 - DEU	00:38:41	00:08:37	02:56:12	00:04:48	01:41:47	05:30:04
720	1333	Joohyoung Lee	M	M18-24	 - KOR	00:36:02	00:06:33	03:01:54	00:03:52	01:41:47	05:30:06
721	409	Jean Marc MINICONI	M	M40-44	 - FRA	00:36:50	00:09:55	02:53:22	00:06:49	01:43:13	05:30:07
722	1121	Alice Beaud	F	F25-29	 - FRA	00:35:43	00:07:34	02:59:15	00:04:49	01:42:52	05:30:10
723	709	Milo Rignell	M	M25-29	 - GBR	00:35:33	00:09:20	02:50:38	00:07:46	01:46:57	05:30:13
724	243	Léonard Chaix	M	M25-29	 - FRA	00:40:27	00:07:11	02:50:21	00:03:50	01:48:38	05:30:24
725	461	Jean-Christophe ORIBES	M	M45-49	 - FRA	00:37:36	00:08:44	02:53:10	00:06:23	01:44:40	05:30:30
726	2085	William ANTWI	M	M30-34	 - FRA	00:37:41	00:08:42	02:55:48	00:06:15	01:42:08	05:30:32
727	496	Bastien Nedelec	M	M30-34	 - FRA	00:35:28	00:07:27	03:02:02	00:03:26	01:42:11	05:30:32
728	737	Estelle Migné	F	F25-29	 - FRA	00:29:08	00:05:19	03:04:32	00:03:07	01:48:35	05:30:38
729	373	Sébastien Scotto Di Fasano	M	M35-39	 - FRA	00:39:43	00:07:27	02:47:59	00:05:33	01:50:00	05:30:40































Age Groups - Overall Results

Pos	Start #	Athlete	Gender	Division	Country		T1		T2		Time
730	103	Johann Deglorie	M	M30-34	 - FRA	00:35:40	00:08:39	03:04:29	00:05:15	01:36:46	05:30:47
731	2053	ridha erriahi	M	M55-59	 - FRA	00:34:15	00:08:51	03:02:45	00:06:35	01:38:24	05:30:48
732	1498	Joel Godry	M	M40-44	 - FRA	00:41:14	00:08:20	02:55:02	00:04:36	01:41:46	05:30:55
733	1486	Maxime Airault	M	M25-29	 - FRA	00:41:19	00:05:49	02:55:48	00:04:59	01:43:07	05:31:00
734	1602	Aldo Moauro	M	M50-54	 - ITA	00:36:05	00:09:01	03:02:34	00:04:43	01:38:42	05:31:03
735	1109	Nicolas Huc	M	M50-54	 - BEL	00:28:48	00:07:27	02:59:53	00:05:40	01:49:19	05:31:05
736	874	victorien BÉGOT	M	M35-39	 - FRA	00:35:05	00:07:09	02:55:16	00:03:53	01:49:46	05:31:06
737	721	Nicolas Abel Antoniazzi	M	M30-34	 - BRA	00:30:04	00:05:35	03:11:16	00:05:02	01:39:18	05:31:14
738	552	gaël destrebecq	M	M45-49	 - FRA	00:35:03	00:09:12	02:56:23	00:06:09	01:44:36	05:31:20
739	1823	Fabrice Ledogar	M	M45-49	 - FRA	00:35:18	00:07:38	02:59:11	00:03:55	01:45:23	05:31:23
740	234	Eudine Machu	F	F18-24	 - FRA	00:34:57	00:06:09	03:00:59	00:02:58	01:46:23	05:31:24
741	892	Dominique Cardon	M	M45-49	 - FRA	00:40:11	00:08:00	02:57:32	00:05:40	01:40:02	05:31:24
742	1047	Clément Bujard	M	M30-34	 - FRA	00:36:18	00:07:00	02:50:16	00:03:34	01:54:17	05:31:24
743	411	NICOLAS BIAU	M	M35-39	 - FRA	00:36:04	00:10:17	03:00:01	00:05:39	01:39:25	05:31:25
744	1824	Adrien PES CETTO	M	M35-39	 - FRA	00:34:31	00:08:26	02:56:08	00:05:01	01:47:25	05:31:28
745	1924	Charles Lefranc	M	M30-34	 - FRA	00:35:38	00:09:09	02:53:36	00:06:05	01:47:06	05:31:32
746	633	Aurélien Decerf	M	M35-39	 - BEL	00:36:22	00:10:09	02:56:07	00:07:26	01:41:29	05:31:32
747	1698	Maxime Bunel	M	M25-29	 - FRA	00:46:32	00:07:01	02:59:31	00:05:37	01:32:59	05:31:37
748	857	Guillaume OGÉ	M	M45-49	 - FRA	00:36:28	00:08:51	02:50:11	00:05:09	01:51:11	05:31:49
749	1178	LUCA BOSCOLO	M	M40-44	 - ITA	00:36:11	00:08:11	02:57:10	00:06:50	01:43:32	05:31:52
750	903	William Hammer	M	M30-34	 - DEU	00:34:33	00:09:11	02:42:52	00:07:26	01:57:56	05:31:56
751	1146	Guido Guidelli Guidi	M	M35-39	 - ITA	00:35:20	00:11:56	02:56:17	00:07:05	01:41:21	05:31:56
752	1639	laura crousse	F	F25-29	 - FRA	00:36:41	00:05:50	02:51:09	00:04:46	01:53:34	05:31:56
753	2080	Laurent Allias	M	M35-39	 - FRA	00:35:45	00:07:28	02:57:18	00:03:29	01:47:59	05:31:56
754	1839	Karl Doering	M	M40-44	 - GBR	00:38:47	00:09:10	03:01:05	00:06:56	01:36:00	05:31:57
755	634	Julien Henneuse	M	M25-29	 - FRA	00:36:10	00:08:06	02:58:24	00:05:22	01:43:59	05:31:58
756	2037	Stanislas Chambon	M	M35-39	 - FRA	00:33:29	00:07:38	03:02:58	00:06:54	01:41:03	05:32:00































Age Groups - Overall Results

Pos	Start #	Athlete	Gender	Division	Country		T1		T2		Time
757	1635	Grégoire Colin	M	M25-29	 - FRA	00:33:36	00:11:42	02:57:17	00:08:01	01:41:32	05:32:06
758	1195	Katia PAGGETTA	F	F45-49	 - ITA	00:34:35	00:08:57	02:54:39	00:04:46	01:49:12	05:32:07
759	215	Guillaume Semette	M	M35-39	 - FRA	00:36:13	00:08:30	02:53:24	00:05:10	01:48:55	05:32:11
760	1790	Giacomo Fedi	M	M40-44	 - CHE	00:31:54	00:08:59	03:04:01	00:05:41	01:41:39	05:32:12
761	2091	Jerome Cociella	M	M50-54	 - FRA	00:37:33	00:09:16	02:49:24	00:09:18	01:46:47	05:32:16
762	1704	MATHIEU BARTHÉLÉMY-BLA	M	M18-24	 - FRA	00:36:56	00:09:27	02:55:16	00:04:42	01:45:59	05:32:17
763	1542	Davide Facchin	M	M25-29	 - ITA	00:34:01	00:08:41	02:52:08	00:08:53	01:48:36	05:32:18
764	410	Stéphane Lillo	M	M50-54	 - FRA	00:33:23	00:08:41	02:58:36	00:05:30	01:46:11	05:32:20
765	1918	Paul Valentin	M	M25-29	 - FRA	00:33:53	00:08:52	03:04:50	00:03:34	01:41:20	05:32:27
766	732	Mayeul Bonnet	M	M25-29	 - FRA	00:30:49	00:06:05	02:54:58	00:05:55	01:54:47	05:32:33
767	581	Ludovic THERETZ	M	M40-44	 - FRA	00:31:47	00:06:08	02:56:08	00:04:55	01:53:48	05:32:45
768	399	Aurélien GRENET-- de BECHIL	M	M18-24	 - FRA	00:37:18	00:07:33	02:59:27	00:04:16	01:44:19	05:32:52
769	1335	Karine Fragnière	F	F55-59	 - CHE	00:36:53	00:09:36	02:56:03	00:04:31	01:45:51	05:32:53
770	1336	Michael Gehret	M	M45-49	 - CHE	00:31:06	00:08:47	02:45:01	00:06:53	02:01:10	05:32:55
771	1216	Eric Duran	M	M45-49	 - FRA	00:35:23	00:10:44	02:57:44	00:05:15	01:44:01	05:33:05
772	1931	thomas droitcourt	M	M35-39	 - CZE	00:38:39	00:09:01	02:55:14	00:05:55	01:44:29	05:33:15
773	916	Antoine MAININI	M	M30-34	 - FRA	00:41:24	00:09:55	02:55:31	00:06:40	01:39:56	05:33:23
774	841	Betty CARRIER	F	F25-29	 - FRA	00:32:50	00:06:34	03:00:35	00:03:27	01:50:05	05:33:28
775	912	Jeremy HOSTINGUE	M	M30-34	 - FRA	00:43:38	00:07:52	02:55:31	00:06:38	01:39:56	05:33:32
776	1263	Julia Schopka	F	F30-34	 - DEU	00:37:44	00:07:39	03:05:22	00:05:05	01:37:45	05:33:33
777	1882	Arthur DODIN	M	M30-34	 - FRA	00:38:27	00:08:55	02:54:50	00:04:13	01:47:10	05:33:33
778	58	Loubna Freih	F	F55-59	 - CHE	00:41:46	00:08:42	02:56:37	00:04:18	01:42:13	05:33:34
779	2013	Nicolas Mialhe	M	M30-34	 - FRA	00:29:32	00:07:10	03:03:09	00:06:07	01:47:41	05:33:38
780	304	Jean-Marc Madec	M	M45-49	 - FRA	00:35:14	00:05:35	02:55:18	00:03:31	01:54:06	05:33:42
781	543	Nicolas LAPORTE	M	M50-54	 - FRA	00:37:56	00:09:25	02:51:52	00:04:49	01:49:42	05:33:43
782	909	Julien Point	M	M25-29	 - FRA	00:36:47	00:07:55	02:56:07	00:05:32	01:47:24	05:33:43
783	856	DENIS LEVIEUX	M	M50-54	 - FRA	00:33:19	00:06:51	02:55:47	00:03:57	01:54:08	05:34:00































Age Groups - Overall Results

Pos	Start #	Athlete	Gender	Division	Country		T1		T2		Time
784	1643	Quentin Manceau	M	M30-34	 - FRA	00:35:32	00:07:38	02:57:36	00:03:46	01:49:37	05:34:07
785	907	Alexandre CHABERT	M	M50-54	 - FRA	00:41:30	00:07:26	02:43:53	00:04:24	01:57:12	05:34:23
786	1008	Alexandre GOURVENNEC	M	M30-34	 - FRA	00:41:05	00:07:06	02:43:28	00:03:46	01:58:59	05:34:23
787	987	Frank Verholen	M	M50-54	 - CHE	00:33:32	00:11:24	02:53:09	00:06:00	01:50:22	05:34:25
788	1549	Laurens Platteeuw	M	M30-34	 - BEL	00:42:54	00:06:37	02:48:06	00:04:52	01:51:58	05:34:25
789	842	Nicolas STRUZIK	M	M40-44	 - FRA	00:38:02	00:08:01	03:02:33	00:04:22	01:41:30	05:34:26
790	1383	Guillaume Courtois	M	M30-34	 - FRA	00:38:22	00:06:58	03:03:24	00:03:04	01:42:41	05:34:27
791	1568	Mathieu Auclair	M	M35-39	 - FRA	00:36:45	00:09:09	02:58:41	00:04:47	01:45:07	05:34:28
792	967	Fabrice Torres	M	M55-59	 - FRA	00:37:36	00:07:03	02:57:06	00:04:56	01:47:59	05:34:37
793	695	Conrad Woermann	M	M25-29	 - ZAF	00:37:07	00:06:19	02:47:30	00:03:54	01:59:56	05:34:44
794	530	Carole MADIOU	F	F35-39	 - FRA	00:37:24	00:11:41	03:03:52	00:08:05	01:33:57	05:34:58
795	277	Florent Boussand	M	M30-34	 - FRA	00:35:59	00:07:44	02:47:16	00:03:13	02:00:56	05:35:07
796	1366	Maxime MARIN	M	M35-39	 - FRA	00:38:51	00:08:18	02:55:38	00:05:50	01:46:36	05:35:10
797	1392	Stéphane Renard	M	M50-54	 - FRA	00:37:09	00:09:13	02:59:35	00:06:38	01:42:44	05:35:18
798	242	Emmanuel Doyen	M	M35-39	 - FRA	00:41:22	00:07:47	02:53:32	00:05:32	01:47:09	05:35:19
799	2033	Jonathan Mousnier	M	M40-44	 - FRA	00:38:33	00:07:52	02:52:12	00:04:54	01:51:51	05:35:21
800	785	Sandra Huon	F	F25-29	 - FRA	00:31:11	00:04:59	03:29:46	00:02:35	01:26:52	05:35:21
801	1186	Alexandre Blain	M	M40-44	 - CAN	00:38:32	00:09:01	03:04:17	00:03:50	01:39:44	05:35:22
802	1612	Philippe HILPRON	M	M50-54	 - FRA	00:39:59	00:08:41	02:59:15	00:05:29	01:42:00	05:35:22
803	913	Williams Lefebvre Ulrikson	M	M45-49	 - FRA	00:36:31	00:08:53	02:59:18	00:05:39	01:45:19	05:35:37
804	1534	Arnaud Despierre	M	M50-54	 - SGP	00:39:49	00:09:48	02:53:48	00:04:28	01:47:47	05:35:37
805	2052	Kévin GIRARD	M	M45-49	 - FRA	00:42:03	00:09:07	02:51:42	00:05:40	01:47:08	05:35:39
806	1497	André Müller	M	M45-49	 - DEU	00:29:39	00:07:41	02:59:57	00:04:57	01:53:32	05:35:43
807	760	Kevin Blanc	M	M30-34	 - FRA	00:44:17	00:10:17	02:47:31	00:05:47	01:47:56	05:35:45
808	296	Raphael LABE	M	M25-29	 - FRA	00:38:02	00:09:32	03:02:09	00:05:39	01:40:28	05:35:48
809	1145	Thomas Derycke	M	M35-39	 - FRA	00:33:10	00:10:31	02:56:18	00:06:04	01:49:54	05:35:55
810	1599	Stephen O'Brien	M	M30-34	 - IRL	00:38:59	00:10:04	03:00:41	00:06:01	01:40:13	05:35:56































Age Groups - Overall Results

Pos	Start #	Athlete	Gender	Division	Country		T1		T2		Time
811	1961	Quentin Amsler	M	M30-34	 - CHE	00:36:45	00:08:44	02:50:46	00:05:52	01:53:53	05:35:58
812	1810	Victor Saint	M	M30-34	 - FRA	00:40:21	00:09:49	02:58:25	00:04:59	01:42:27	05:35:59
813	622	Sebastien Lepif	M	M35-39	 - FRA	00:48:09	00:11:03	03:04:05	00:05:52	01:26:59	05:36:07
814	1702	Julien BARGE	M	M35-39	 - FRA	00:41:24	00:09:24	02:53:04	00:04:44	01:47:38	05:36:11
815	812	Joris Van Laere	M	M45-49	 - BEL	00:33:12	00:09:28	03:01:19	00:07:51	01:44:29	05:36:17
816	1950	Justine Francheteau	F	F35-39	 - FRA	00:38:53	00:07:14	03:04:11	00:04:04	01:42:00	05:36:20
817	129	Jordi Meuwissen	M	M40-44	 - NLD	00:34:38	00:08:13	02:55:56	00:08:02	01:49:38	05:36:26
818	1815	Guillaume Bouhours	M	M45-49	 - FRA	00:35:24	00:09:39	03:06:10	00:04:29	01:40:48	05:36:27
819	1806	Pierre Giffard	M	M25-29	 - FRA	00:39:57	00:10:09	03:01:29	00:08:37	01:36:23	05:36:32
820	367	david gauchon	M	M35-39	 - FRA	00:37:17	00:08:40	02:58:10	00:06:16	01:46:12	05:36:33
821	1479	Nicolas COILLARD	M	M35-39	 - FRA	00:35:46	00:12:27	03:06:14	00:06:37	01:35:39	05:36:42
822	1958	Robin DELAROUX	M	M30-34	 - FRA	00:36:40	00:08:06	03:04:10	00:05:19	01:42:31	05:36:43
823	514	Alexis Baudouin	M	M18-24	 - FRA	00:43:33	00:06:39	03:08:42	00:04:12	01:33:40	05:36:43
824	1105	Jacob Sutton	M	M40-44	 - GBR	00:38:06	00:08:47	02:59:43	00:05:45	01:44:28	05:36:46
825	758	Antoine Maurice	M	M30-34	 - FRA	00:39:51	00:07:58	02:56:34	00:08:51	01:43:34	05:36:46
826	1755	Jean de La Rochebrochard	M	M40-44	 - FRA	00:42:33	00:07:16	02:46:45	00:05:16	01:55:02	05:36:50
827	770	Christophe Coton	M	M25-29	 - FRA	00:36:11	00:08:53	02:46:02	00:03:57	02:01:52	05:36:53
828	1269	Ralph Stokeld	M	M30-34	 - GBR	00:34:37	00:07:30	02:54:31	00:04:31	01:55:50	05:36:57
829	1302	ithier de carbonnieres	M	M25-29	 - CAN	00:42:40	00:07:25	02:59:28	00:04:52	01:42:34	05:36:58
830	2055	Yoan BAIZET	M	M45-49	 - FRA	00:35:45	00:07:35	02:50:51	00:04:35	01:58:14	05:36:58
831	1504	Marc Alsina Martí	M	M30-34	 - ESP	00:35:14	00:12:02	02:55:54	00:05:27	01:48:23	05:36:59
832	1318	Olivier FOULHAC	M	M45-49	 - FRA	00:37:19	00:09:32	02:55:51	00:05:59	01:48:22	05:37:01
833	355	Mark Stadhouders	M	M50-54	 - NLD	00:36:58	00:08:37	03:01:39	00:05:46	01:44:02	05:37:02
834	1508	Daniel Shrimpton	M	M30-34	 - GBR	00:39:21	00:08:12	03:00:00	00:05:17	01:44:13	05:37:02
835	1173	christophe fallotin	M	M45-49	 - FRA	00:39:03	00:08:14	02:59:14	00:05:29	01:45:07	05:37:05
836	2072	Antonin ANCHISI	M	M30-34	 - FRA	00:42:17	00:06:42	02:57:29	00:04:30	01:46:09	05:37:05
837	1404	Markus Wunderlich	M	M35-39	 - CHE	00:48:15	00:09:44	02:53:37	00:06:27	01:39:04	05:37:06































Age Groups - Overall Results

Pos	Start #	Athlete	Gender	Division	Country		T1		T2		Time
838	568	Roger Van Gelder	M	M35-39	 - NLD	00:48:58	00:09:21	03:00:24	00:04:03	01:34:23	05:37:07
839	1626	Bastien Galibert	M	M40-44	 - FRA	00:34:42	00:07:20	02:55:53	00:04:01	01:55:29	05:37:22
840	941	Benoit Galnier	M	M50-54	 - FRA	00:34:25	00:08:41	02:55:54	00:04:01	01:54:23	05:37:22
841	1223	Yoeri Staelens	M	M30-34	 - BEL	00:37:53	00:08:21	02:57:22	00:07:21	01:46:29	05:37:23
842	1652	Fabrice De Gregorio	M	M50-54	 - BEL	00:38:16	00:09:29	03:02:16	00:04:09	01:43:18	05:37:25
843	1910	Pierre Beissel	M	M50-54	 - LUX	00:39:31	00:11:14	02:54:08	00:09:55	01:42:39	05:37:25
844	1779	David Delalande	M	M35-39	 - FRA	00:37:54	00:11:19	02:49:16	00:07:28	01:51:31	05:37:26
845	988	Louis Duverger	M	M30-34	 - GBR	00:31:29	00:08:44	03:04:03	00:03:40	01:49:31	05:37:26
846	323	Laetitia Le bouffant rey	F	F40-44	 - FRA	00:38:09	00:13:44	02:56:39	00:06:32	01:42:26	05:37:28
847	1973	Conor Roberts	M	M35-39	 - GBR	00:37:08	00:09:47	02:51:56	00:07:01	01:51:37	05:37:29
848	1402	Sarah Webel	F	F30-34	 - DEU	00:41:29	00:06:59	02:59:34	00:03:12	01:46:20	05:37:30
849	919	David Bouché	M	M40-44	 - FRA	00:39:16	00:11:02	02:57:09	00:06:02	01:44:04	05:37:32
850	1923	Victor Nacéri	M	M25-29	 - FRA	00:43:43	00:07:45	02:56:59	00:03:49	01:45:19	05:37:33
851	1466	Olivier Severac	M	M30-34	 - FRA	00:34:03	00:07:56	03:00:37	00:05:24	01:49:39	05:37:37
852	1397	Ben Brown	M	M50-54	 - GBR	00:31:28	00:07:23	03:05:33	00:06:11	01:47:10	05:37:42
853	2068	Tanguy BODET	M	M25-29	 - FRA	00:43:05	00:08:54	03:00:18	00:06:15	01:39:17	05:37:46
854	1794	George Chilcott	M	M35-39	 - GBR	00:37:22	00:07:27	03:02:12	00:04:28	01:46:20	05:37:47
855	1722	Jonathan LUPTER	M	M35-39	 - FRA	00:42:13	00:07:49	03:03:15	00:04:34	01:40:01	05:37:49
856	710	Mickaël COLIN	M	M25-29	 - FRA	00:27:50	00:08:48	02:55:11	00:04:23	02:01:39	05:37:50
857	343	Lionel FALK	M	M55-59	 - CHE	00:39:23	00:08:07	02:50:47	00:06:04	01:53:33	05:37:53
858	570	myung olyslager	M	M35-39	 - BEL	00:34:54	00:08:59	02:57:30	00:04:46	01:51:52	05:37:59
859	322	Volker Kupke	M	M55-59	 - DEU	00:42:34	00:07:44	02:54:37	00:05:50	01:47:17	05:38:00
860	2067	Léo Augé	M	M35-39	 - FRA	00:33:29	00:08:01	03:02:01	00:06:08	01:48:22	05:38:00
861	1219	Christophe Probst	M	M25-29	 - LUX	00:34:03	00:08:55	02:56:06	00:05:57	01:53:03	05:38:02
862	426	Valter Bruna	M	M65-69	 - ITA	00:33:19	00:08:14	03:00:19	00:03:53	01:52:26	05:38:09
863	1608	denis Jolivet	M	M45-49	 - FRA	00:35:12	00:08:22	03:06:01	00:04:49	01:43:49	05:38:11
864	2009	Fabriziu Casanova	M	M55-59	 - FRA	00:35:11	00:07:28	02:55:07	00:05:27	01:55:01	05:38:12































Age Groups - Overall Results

Pos	Start #	Athlete	Gender	Division	Country		T1		T2		Time
865	1134	Alexandre BONIN	M	M40-44	 - FRA	00:33:58	00:13:38	03:01:52	00:05:47	01:43:01	05:38:13
866	1792	Manon Gilles	F	F25-29	 - FRA	00:37:20	00:07:10	03:05:17	00:04:01	01:44:27	05:38:13
867	1671	Stanislas de La Sayette	M	M30-34	 - FRA	00:47:00	00:10:06	02:53:15	00:06:37	01:41:17	05:38:13
868	2074	Gael Fluchaire	M	M45-49	 - FRA	00:39:10	00:07:44	02:55:54	00:05:47	01:49:41	05:38:14
869	2050	Alain Gillieaux	M	M50-54	 - BEL	00:47:27	00:10:12	02:54:33	00:06:04	01:40:03	05:38:18
870	2002	Benoit Pleynt	M	M50-54	 - FRA	00:36:53	00:09:57	02:57:20	00:08:06	01:46:05	05:38:19
871	577	Laurence Mazard	F	F45-49	 - FRA	00:39:04	00:07:53	02:58:13	00:04:04	01:49:09	05:38:20
872	569	Antoine Marconato	M	M25-29	 - FRA	00:33:29	00:07:34	02:59:31	00:03:22	01:54:29	05:38:23
873	1603	Alessandro VANGELISTA	M	M50-54	 - ITA	00:38:05	00:10:08	02:59:18	00:05:36	01:45:18	05:38:24
874	1024	Giacomo Massini	M	M30-34	 - ITA	00:38:18	00:10:53	02:56:37	00:06:29	01:46:16	05:38:30
875	608	Thomas POULET	M	M25-29	 - FRA	00:34:42	00:11:10	03:01:10	00:05:22	01:46:11	05:38:32
876	370	Frederic FORTIER	M	M40-44	 - FRA	00:38:53	00:06:42	02:57:12	00:04:48	01:51:00	05:38:32
877	2048	Charles WIRENE	M	M35-39	 - USA	00:38:25	00:09:30	03:07:13	00:06:59	01:36:27	05:38:32
878	1315	Marie catherine Werner	F	F40-44	 - FRA	00:33:16	00:07:24	02:55:00	00:05:29	01:57:27	05:38:33
879	1773	Eric Marty	M	M35-39	 - FRA	00:35:19	00:07:50	02:56:04	00:07:59	01:51:23	05:38:33
880	1673	Maxence Bessonnaud	M	M50-54	 - FRA	00:42:40	00:10:44	02:51:46	00:09:34	01:43:53	05:38:34
881	361	Marc Morell	M	M40-44	 - ESP	00:36:24	00:11:29	03:02:02	00:06:53	01:41:55	05:38:41
882	1301	Arthur Waymel	M	M25-29	 - FRA	00:33:40	00:10:23	03:06:54	00:05:54	01:41:54	05:38:42
883	1102	Gabriel Weber	M	M25-29	 - FRA	00:38:21	00:08:38	03:11:53	00:07:59	01:31:54	05:38:44
884	830	Franck Mathieu	M	M50-54	 - NOR	00:37:39	00:09:19	02:53:38	00:04:38	01:53:34	05:38:46
885	1771	Isabelle Boyermoulin	F	F45-49	 - FRA	00:32:27	00:07:42	03:00:56	00:05:52	01:51:56	05:38:50
886	2063	Guillaume Labarre	M	M35-39	 - FRA	00:43:06	00:13:56	02:58:41	00:05:31	01:37:40	05:38:52
887	1181	melvin maisonial	M	M30-34	 - FRA	00:34:12	00:06:57	02:59:25	00:04:57	01:53:24	05:38:53
888	1798	matthieu Genessay	M	M35-39	 - FRA	00:35:34	00:07:46	03:05:21	00:04:55	01:45:23	05:38:57
889	1881	Jack Mulholland	M	M18-24	 - IRL	00:26:07	00:09:46	03:15:08	00:10:50	01:37:09	05:38:58
890	1830	Marion Folliguet	F	F25-29	 - FRA	00:39:15	00:08:57	03:07:46	00:04:10	01:38:53	05:38:59
891	791	Quantin Julien	M	M40-44	 - FRA	00:34:41	00:11:18	03:01:50	00:04:28	01:47:00	05:39:15































Age Groups - Overall Results

Pos	Start #	Athlete	Gender	Division	Country		T1		T2		Time
892	291	Francis MANTEZ	M	M50-54	 - FRA	00:35:26	00:07:50	02:58:04	00:04:23	01:53:36	05:39:16
893	546	Lionel Bonifacio	M	M40-44	 - FRA	00:38:17	00:09:06	03:06:56	00:07:31	01:37:31	05:39:19
894	183	Arnaud LALOUX	M	M35-39	 - FRA	00:45:33	00:06:16	02:59:39	00:03:24	01:44:30	05:39:21
895	1314	damien aubourg	M	M40-44	 - FRA	00:31:14	00:09:26	03:00:30	00:03:46	01:54:28	05:39:22
896	1800	Joris Valtre	M	M30-34	 - FRA	00:35:53	00:08:35	03:07:44	00:05:05	01:42:15	05:39:30
897	961	Roméo REIS	M	M30-34	 - FRA	00:47:28	00:08:28	02:58:50	00:06:52	01:37:56	05:39:32
898	1180	Jerome Decamps	M	M45-49	 - FRA	00:45:31	00:06:56	02:51:15	00:06:25	01:49:36	05:39:40
899	663	Philippe Marevery	M	M55-59	 - FRA	00:37:38	00:11:40	03:00:38	00:06:47	01:43:01	05:39:41
900	462	Judit Erdélyi-Szadvári	F	F35-39	 - HUN	00:35:36	00:06:40	03:03:59	00:04:11	01:49:18	05:39:41
901	195	florent sarlin	M	M30-34	 - FRA	00:38:46	00:07:14	02:51:04	00:03:11	01:59:32	05:39:46
902	834	Sam Stephenson	M	M25-29	 - GBR	00:31:18	00:05:55	02:59:30	00:04:37	01:58:28	05:39:48
903	1434	kevin coutelle	M	M30-34	 - FRA	00:37:27	00:08:32	02:53:55	00:05:17	01:54:38	05:39:48
904	344	Pierre BELARBRE	M	M25-29	 - FRA	00:39:07	00:09:48	03:01:08	00:05:05	01:44:43	05:39:50
905	1384	Hugo Morata	M	M25-29	 - FRA	00:35:42	00:10:55	03:04:13	00:05:52	01:43:12	05:39:53
906	969	Baptiste Sivard	M	M25-29	 - FRA	00:40:48	00:09:01	02:56:37	00:07:28	01:46:02	05:39:53
907	553	Michael van Baal	M	M25-29	 - NLD	00:45:08	00:08:17	03:05:01	00:05:32	01:36:13	05:40:10
908	76	Frederic L'huillier	M	M50-54	 - FRA	00:34:17	00:11:02	03:01:35	00:07:51	01:45:35	05:40:16
909	934	Thibaud Moufle	M	M30-34	 - FRA	00:36:53	00:11:06	02:56:30	00:06:10	01:49:40	05:40:17
910	1399	Francois Bertherat	M	M40-44	 - CHE	00:38:33	00:07:53	02:56:20	00:04:59	01:52:35	05:40:18
911	1840	brice galmard	M	M30-34	 - FRA	00:35:52	00:09:33	02:50:07	00:07:19	01:57:33	05:40:22
912	673	Patrick Travaini	M	M30-34	 - FRA	00:38:53	00:08:21	02:54:48	00:05:49	01:52:36	05:40:26
913	1998	David LEVERE	M	M50-54	 - FRA	00:39:44	00:08:44	03:01:15	00:06:16	01:44:30	05:40:27
914	1329	Antoine Dory	M	M30-34	 - FRA	00:36:03	00:11:14	03:00:48	00:07:11	01:45:15	05:40:30
915	347	Jean Michel Maillot	M	M50-54	 - FRA	00:40:33	00:10:52	03:03:25	00:05:14	01:40:31	05:40:33
916	479	Kevin Perrogon	M	M30-34	 - FRA	00:43:44	00:11:40	03:02:35	00:06:50	01:35:47	05:40:33
917	1014	Thomas CHABRIER	M	M25-29	 - FRA	00:34:40	00:09:38	03:05:10	00:04:29	01:46:43	05:40:37
918	1176	Cedric Briatte	M	M45-49	 - FRA	00:41:05	00:09:32	02:53:54	00:04:39	01:51:34	05:40:42































Age Groups - Overall Results

Pos	Start #	Athlete	Gender	Division	Country		T1		T2		Time
919	1088	Florent Guinde	M	M30-34	 - FRA	00:36:17	00:08:28	03:07:44	00:06:23	01:41:57	05:40:47
920	1172	Thomas Baduel	M	M30-34	 - FRA	00:40:47	00:08:10	03:06:21	00:04:36	01:40:55	05:40:47
921	2064	Julien Lorenzo	M	M35-39	 - FRA	00:36:03	00:08:30	03:19:04	00:09:21	01:27:53	05:40:48
922	1587	Jesse Giling	M	M30-34	 - NLD	00:47:30	00:10:17	02:43:28	00:08:03	01:51:34	05:40:50
923	960	Christopher Hache	M	M40-44	 - FRA	00:35:36	00:08:20	02:56:44	00:06:24	01:53:48	05:40:51
924	1112	Neil Clark	M	M50-54	 - GBR	00:34:31	00:10:24	03:04:14	00:04:48	01:46:59	05:40:53
925	1762	Hugo Pluta	M	M18-24	 - FRA	00:38:55	00:08:08	02:57:00	00:05:20	01:51:36	05:40:56
926	1131	Ryan Fredrickson	M	M25-29	 - CAN	00:37:05	00:07:32	02:54:49	00:05:08	01:56:29	05:41:00
927	255	Thibault Zurlinden	M	M35-39	 - CHE	00:43:15	00:08:04	03:05:26	00:03:31	01:40:53	05:41:07
928	996	Cleiton De Oliveira Frazao	M	M45-49	 - FRA	00:42:48	00:07:49	02:58:04	00:05:06	01:47:23	05:41:07
929	1721	Alexander Callewaert	M	M18-24	 - BEL	00:35:49	00:09:41	02:52:00	00:05:37	01:58:03	05:41:08
930	1836	Ines Tancrede	F	F18-24	 - FRA	00:38:18	00:07:17	02:59:37	00:04:59	01:51:18	05:41:27
931	1693	CLEMENT HERBINET	M	M30-34	 - FRA	00:42:44	00:08:22	03:00:14	00:05:57	01:44:15	05:41:29
932	1394	Xavier Baillet	M	M40-44	 - FRA	00:32:22	00:08:10	03:00:29	00:04:45	01:55:47	05:41:30
933	1543	Alice Peet	F	F25-29	 - GBR	00:35:22	00:07:11	02:59:09	00:03:43	01:56:10	05:41:32
934	1799	Florian PRELE	M	M35-39	 - FRA	00:36:15	00:07:40	03:09:40	00:04:47	01:43:17	05:41:36
935	938	Freddy Lallemand	M	M50-54	 - FRA	00:40:49	00:09:00	02:59:10	00:04:57	01:47:42	05:41:37
936	683	Damien Boutoille	M	M30-34	 - FRA	00:38:10	00:09:32	03:06:58	00:07:04	01:39:59	05:41:42
937	956	Julien Godard	M	M25-29	 - FRA	00:38:40	00:07:03	03:13:13	00:04:21	01:38:30	05:41:44
938	835	Nicolas Draut	M	M55-59	 - FRA	00:35:26	00:07:26	03:01:38	00:04:07	01:53:12	05:41:48
939	1332	Ana Mata	F	F50-54	 - PRT	00:40:19	00:07:20	03:05:34	00:04:00	01:44:38	05:41:48
940	621	Stanislas Demeestere	M	M25-29	 - BEL	00:40:22	00:09:29	02:56:52	00:06:58	01:48:11	05:41:50
941	1942	Gaspard Baufumé	M	M18-24	 - FRA	00:34:42	00:09:07	02:53:31	00:07:42	01:56:54	05:41:53
942	686	Connor Dixon	M	M30-34	 - GBR	00:36:31	00:10:14	03:05:11	00:07:50	01:42:10	05:41:54
943	244	Bénédicte JOLY	F	F30-34	 - FRA	00:34:15	00:08:49	03:08:30	00:04:59	01:45:35	05:42:06
944	1308	Julien CRETIAUX	M	M35-39	 - FRA	00:39:17	00:07:19	03:06:14	00:05:36	01:43:45	05:42:09
945	1536	Thibaud Decaluwe	M	M30-34	 - BEL	00:27:50	00:08:17	02:56:41	00:07:16	02:02:10	05:42:12































Age Groups - Overall Results

Pos	Start #	Athlete	Gender	Division	Country		T1		T2		Time
946	2111	Julien Audouin	M	M25-29	 - FRA	00:32:09	00:11:01	03:00:58	00:07:04	01:51:07	05:42:17
947	217	alain PERREARD	M	M50-54	 - FRA	00:34:21	00:11:01	03:11:51	00:05:53	01:39:14	05:42:18
948	428	Johann Fernandez	M	M25-29	 - FRA	00:39:59	00:09:48	03:12:07	00:05:40	01:34:49	05:42:21
949	2113	Fabien Ros	M	M35-39	 - FRA	00:31:35	00:15:22	03:04:18	00:10:43	01:40:27	05:42:24
950	1475	Benjamin Pesquier	M	M30-34	 - FRA	00:47:49	00:10:02	03:03:05	00:04:30	01:37:03	05:42:27
951	1110	Grégoire LELU	M	M18-24	 - FRA	00:35:00	00:06:18	03:05:02	00:04:28	01:51:45	05:42:30
952	1630	Pierre Millet	M	M30-34	 - FRA	00:34:40	00:07:41	03:10:55	00:03:35	01:45:50	05:42:38
953	963	Clement PELLE	M	M25-29	 - FRA	00:45:41	00:07:56	02:59:35	00:06:11	01:43:19	05:42:41
954	1272	Oliver Wetton	M	M25-29	 - GBR	00:35:25	00:08:22	03:04:54	00:07:59	01:46:06	05:42:43
955	1884	Hadrien Huttenmoser	M	M30-34	 - CHE	00:40:02	00:09:53	02:56:00	00:06:29	01:50:24	05:42:47
956	1531	PAUL PEHARPRE	M	M25-29	 - FRA	00:42:19	00:08:01	03:01:55	00:04:45	01:45:50	05:42:48
957	880	Laurent Rouves	M	M30-34	 - FRA	00:37:03	00:07:52	03:03:23	00:05:33	01:49:01	05:42:49
958	442	Laurent GASPARD	M	M55-59	 - FRA	00:37:06	00:07:17	03:01:01	00:04:10	01:53:18	05:42:50
959	906	Louis MAZEAU	M	M25-29	 - FRA	00:36:34	00:08:14	03:10:35	00:04:42	01:42:49	05:42:51
960	396	Dominic Bertin	M	M60-64	 - BEL	00:34:54	00:10:21	02:55:10	00:08:12	01:54:29	05:43:03
961	1022	Marie Holland	F	F35-39	 - CHE	00:35:36	00:09:18	02:56:10	00:05:21	01:56:44	05:43:06
962	1955	Philippe Lesaffre	M	M45-49	 - FRA	00:38:25	00:12:05	02:50:28	00:09:52	01:52:19	05:43:06
963	374	Rosie Rudin	F	F25-29	 - GBR	00:24:25	00:06:11	03:11:26	00:04:18	01:56:48	05:43:07
964	1138	RAUL CLARAMUNT RUSCALI	M	M50-54	 - ESP	00:33:28	00:11:11	03:00:32	00:04:51	01:53:10	05:43:09
965	1231	Barry Whitehead	M	M50-54	 - GBR	00:38:08	00:07:20	02:57:46	00:05:50	01:54:09	05:43:11
966	1946	David Desgranges	M	M45-49	 - FRA	00:41:59	00:10:05	02:53:16	00:06:32	01:51:28	05:43:18
967	1190	GIORGIO BERTONCELLO	M	M45-49	 - ITA	00:36:01	00:09:41	02:56:35	00:05:47	01:55:19	05:43:20
968	944	Frederic Leys	M	M25-29	 - BEL	00:40:51	00:08:50	02:49:24	00:03:52	02:00:26	05:43:22
969	66	Kerstin Bannwolf	F	F40-44	 - DEU	00:37:05	00:06:51	02:59:52	00:05:10	01:54:32	05:43:28
970	962	Mark Warrillow-Thomson	M	M55-59	 - CHE	00:36:23	00:07:58	02:54:27	00:04:02	02:00:43	05:43:31
971	1279	Adrien Nicastro	M	M18-24	 - FRA	00:38:05	00:12:30	02:53:49	00:05:41	01:53:32	05:43:35
972	1462	guillaume cohet	M	M30-34	 - FRA	00:44:05	00:11:07	02:53:42	00:07:19	01:47:27	05:43:38































Age Groups - Overall Results

Pos	Start #	Athlete	Gender	Division	Country		T1		T2		Time
973	1057	Lars Van Cleven	M	M25-29	 - BEL	00:42:56	00:10:00	03:02:02	00:07:36	01:41:11	05:43:43
974	220	Quentin BARDENET	M	M30-34	 - FRA	00:37:32	00:06:39	02:55:33	00:03:58	02:00:04	05:43:44
975	128	MASSIMILIANO ROSSETTI	M	M50-54	 - ITA	00:32:36	00:07:58	02:55:43	00:06:58	02:00:35	05:43:47
976	774	agathe Gauthier Mochizuki	F	F45-49	 - FRA	00:36:16	00:06:53	03:07:05	00:06:06	01:47:31	05:43:49
977	602	Jimmy Beek	M	M30-34	 - NLD	00:38:24	00:08:22	03:00:40	00:07:26	01:48:58	05:43:49
978	448	Bart-Jan Jorna	M	M50-54	 - CAN	00:33:28	00:08:45	02:54:01	00:06:40	02:00:58	05:43:51
979	415	Geoffroy Simon	M	M30-34	 - FRA	00:43:13	00:08:03	02:54:52	00:06:22	01:51:25	05:43:52
980	1477	Felix Holland	M	M25-29	 - GBR	00:41:52	00:08:47	03:04:01	00:06:14	01:43:04	05:43:56
981	1609	Achille Morin Lemoine	M	M25-29	 - FRA	00:44:57	00:08:51	03:03:19	00:04:32	01:42:22	05:43:59
982	1444	Steve Inacio	M	M25-29	 - FRA	00:39:40	00:08:43	03:05:33	00:07:57	01:42:11	05:44:03
983	332	Yohan BOUTINEAU	M	M25-29	 - FRA	00:40:22	00:08:56	03:19:52	00:05:01	01:30:02	05:44:10
984	249	Julie Monot	F	F35-39	 - FRA	00:35:51	00:06:37	02:57:52	00:05:39	01:58:16	05:44:13
985	200	Christophe Alberton	M	M50-54	 - FRA	00:33:15	00:09:30	03:00:31	00:06:09	01:54:50	05:44:13
986	1720	Charles Durand	M	M30-34	 - FRA	00:39:30	00:10:32	03:09:44	00:05:41	01:38:50	05:44:16
987	1467	francois morin	M	M55-59	 - FRA	00:27:12	00:07:49	02:51:13	00:04:44	02:13:22	05:44:19
988	98	Didier Carrieu	M	M50-54	 - FRA	00:31:44	00:08:12	03:01:19	00:06:59	01:56:17	05:44:29
989	1567	Matthieu Teyssier	M	M35-39	 - FRA	00:37:41	00:08:07	03:08:49	00:07:33	01:42:22	05:44:31
990	2042	Olivier Soucaze	M	M40-44	 - FRA	00:36:47	00:07:52	02:58:41	00:04:40	01:56:39	05:44:36
991	1037	Emma BAÏZ	F	F30-34	 - FRA	00:44:00	00:09:24	03:06:00	00:04:47	01:40:28	05:44:37
992	578	Ronan GUILLOU	M	M25-29	 - FRA	00:34:23	00:09:57	03:00:05	00:06:19	01:53:59	05:44:41
993	1999	HUGUES MASSE	M	M45-49	 - FRA	00:45:57	00:09:39	02:57:07	00:06:27	01:45:37	05:44:45
994	202	Pascal Baker	M	M45-49	 - FRA	00:36:18	00:07:41	02:49:16	00:05:45	02:05:53	05:44:51
995	725	loic perrain	M	M25-29	 - FRA	00:33:31	00:08:40	03:03:28	00:05:20	01:53:55	05:44:53
996	1082	Fabrice LEPINE	M	M45-49	 - FRA	00:43:07	00:08:44	02:46:17	00:05:00	02:01:49	05:44:55
997	1750	Jean-François Ricourt	M	M55-59	 - FRA	00:44:12	00:14:36	02:54:27	00:08:11	01:43:33	05:44:57
998	636	Florian Barres	M	M30-34	 - FRA	00:42:07	00:10:15	02:59:05	00:06:15	01:47:17	05:44:57
999	1385	Baptiste Saint-Aubin	M	M30-34	 - FRA	00:38:57	00:08:28	03:08:13	00:04:54	01:44:33	05:45:03































Age Groups - Overall Results

Pos	Start #	Athlete	Gender	Division	Country		T1		T2		Time
1000	1615	antoine GOURY	M	M35-39	 - FRA	00:35:42	00:07:27	03:08:24	00:04:57	01:48:36	05:45:04
1001	1287	Marine Cardineau	F	F40-44	 - FRA	00:35:28	00:09:21	02:59:15	00:07:26	01:53:41	05:45:09
1002	457	Linda de Die	F	F25-29	 - NLD	00:36:09	00:06:52	03:02:11	00:04:04	01:55:58	05:45:11
1003	594	Daniel Singleton	M	M30-34	 - NLD	00:42:22	00:08:27	03:07:24	00:05:35	01:41:39	05:45:26
1004	440	hippolyte colin	M	M18-24	 - FRA	00:48:49	00:08:33	02:57:41	00:06:38	01:43:47	05:45:27
1005	974	Flavy LEROY	F	F25-29	 - FRA	00:25:58	00:09:58	03:10:14	00:06:19	01:53:02	05:45:28
1006	620	Toon Smets	M	M25-29	 - BEL	00:39:48	00:08:44	03:10:12	00:04:09	01:42:39	05:45:31
1007	1782	Koen Kuypers	M	M40-44	 - BEL	00:32:50	00:08:04	03:01:14	00:04:19	01:59:09	05:45:34
1008	1582	Mathieu Carlino	M	M30-34	 - FRA	00:34:33	00:08:46	03:04:44	00:05:34	01:52:00	05:45:34
1009	861	Kévin Brossolette	M	M45-49	 - FRA	00:39:48	00:07:41	03:07:13	00:05:21	01:45:42	05:45:42
1010	1016	Thibaud Heyberger	M	M25-29	 - FRA	00:34:37	00:09:20	03:13:52	00:05:56	01:42:02	05:45:45
1011	295	Sarah Van Gucht	F	F50-54	 - CHE	00:37:28	00:08:49	03:03:41	00:04:52	01:50:58	05:45:46
1012	235	Léa Collignon	F	F18-24	 - FRA	00:33:28	00:05:51	02:59:39	00:03:13	02:03:39	05:45:48
1013	468	Robert Sparks	M	M50-54	 - GBR	00:42:02	00:09:34	02:53:57	00:07:57	01:52:22	05:45:50
1014	643	Florian Minin	M	M30-34	 - FRA	00:42:19	00:08:54	03:13:40	00:05:50	01:35:10	05:45:50
1015	1334	Pierre-Jacques Lyon	M	M25-29	 - FRA	00:40:57	00:09:07	02:52:52	00:04:04	01:58:54	05:45:52
1016	630	Ciaran Alstowe	M	M25-29	 - GBR	00:32:27	00:06:55	03:04:10	00:04:36	01:57:46	05:45:52
1017	289	cyrille Vernet	M	M50-54	 - FRA	00:35:56	00:10:54	02:57:10	00:05:33	01:56:22	05:45:52
1018	2041	Yann BOUCTOT	M	M50-54	 - FRA	00:39:09	00:08:08	03:00:30	00:05:13	01:52:59	05:45:58
1019	1550	Dylan Zanga	M	M30-34	 - CHE	00:40:45	00:06:44	03:05:03	00:04:31	01:49:01	05:46:02
1020	739	Ricards Paulavics	M	M35-39	 - LVA	00:38:49	00:09:39	03:00:03	00:06:43	01:50:55	05:46:07
1021	1238	ronan sibiril	M	M25-29	 - FRA	00:38:05	00:09:54	03:03:31	00:05:51	01:48:51	05:46:10
1022	1538	Marc Belloncle	M	M25-29	 - FRA	00:37:12	00:09:07	03:04:38	00:05:35	01:49:43	05:46:13
1023	1890	Michael Constantine	M	M30-34	 - GBR	00:41:18	00:07:44	03:06:11	00:06:08	01:44:55	05:46:14
1024	2024	Laurent Bochatay	M	M40-44	 - CHE	00:45:36	00:07:33	02:58:45	00:05:03	01:49:20	05:46:15
1025	1039	Laurent Arnaud	M	M55-59	 - FRA	00:43:29	00:08:24	02:59:38	00:04:02	01:50:45	05:46:15
1026	1653	aurélien duponcel	M	M35-39	 - MCO	00:35:22	00:10:28	02:57:02	00:08:37	01:54:50	05:46:18































Age Groups - Overall Results

Pos	Start #	Athlete	Gender	Division	Country		T1		T2		Time
1027	2122	Damien ANSILLON	M	M40-44	 - FRA	00:39:31	00:14:02	02:45:36	00:07:15	01:59:58	05:46:20
1028	593	Bibi van de Beek	F	F30-34	 - NLD	00:38:33	00:06:57	03:00:40	00:04:58	01:55:14	05:46:20
1029	889	Eric Delattre	M	M50-54	 - FRA	00:38:21	00:12:22	03:01:55	00:09:55	01:43:56	05:46:27
1030	936	Siegfried July	M	M50-54	 - FRA	00:34:26	00:08:10	02:54:19	00:05:54	02:03:44	05:46:31
1031	1167	Julian Will	M	M40-44	 - DEU	00:37:51	00:09:43	02:53:17	00:05:36	02:00:10	05:46:34
1032	1642	Baptiste Maudet	M	M30-34	 - FRA	00:35:27	00:06:45	03:08:44	00:04:19	01:51:26	05:46:39
1033	1929	Adrien Wyer	M	M40-44	 - CHE	00:36:51	00:08:21	03:03:53	00:05:32	01:52:06	05:46:41
1034	316	Olivier RICHIT	M	M25-29	 - FRA	00:36:22	00:09:27	02:54:14	00:04:57	02:01:46	05:46:44
1035	537	renato raineri	M	M60-64	 - ITA	00:38:06	00:08:19	03:05:32	00:07:14	01:47:50	05:46:58
1036	330	Marcelo Zimet	M	M45-49	 - BRA	00:37:34	00:08:16	02:48:33	00:06:04	02:06:35	05:47:00
1037	501	Hugo Soulens	M	M25-29	 - FRA	00:39:42	00:08:59	03:08:26	00:03:57	01:46:01	05:47:02
1038	625	Daniel Belmonte	M	M50-54	 - FRA	00:36:59	00:07:34	03:01:11	00:04:50	01:56:32	05:47:05
1039	452	Patrizio Onano	M	M50-54	 - ITA	00:37:02	00:08:31	03:07:26	00:04:47	01:49:22	05:47:05
1040	1271	Kathleen Reimann	F	F55-59	 - CHE	00:31:47	00:08:01	03:00:38	00:04:14	02:02:30	05:47:08
1041	1757	William Icard	M	M40-44	 - FRA	00:32:00	00:07:56	02:52:59	00:03:28	02:10:56	05:47:16
1042	1343	Pascal VINCENT	M	M55-59	 - FRA	00:41:32	00:13:39	02:52:52	00:06:43	01:52:42	05:47:27
1043	1940	Antoine Marck	M	M30-34	 - FRA	00:38:20	00:07:25	02:56:24	00:06:01	01:59:23	05:47:31
1044	354	Anthony PIED	M	M35-39	 - FRA	00:34:04	00:08:34	03:13:16	00:05:43	01:45:56	05:47:31
1045	210	Sébastien Lalu	M	M30-34	 - FRA	00:35:32	00:10:49	03:07:21	00:04:07	01:49:44	05:47:31
1046	750	Stephane Gouvenaux	M	M50-54	 - FRA	00:35:51	00:11:14	02:55:49	00:05:13	01:59:26	05:47:32
1047	642	Frank Druillennec	M	M35-39	 - FRA	00:41:17	00:10:42	03:01:45	00:04:55	01:49:00	05:47:37
1048	1644	Audric CAILLON	M	M30-34	 - FRA	00:46:27	00:06:42	03:01:01	00:05:01	01:48:35	05:47:43
1049	1527	Gabriella Barker	F	F25-29	 - ZAF	00:36:59	00:07:49	03:11:42	00:03:37	01:47:38	05:47:44
1050	1060	Gautier Jarmuzewski	M	M18-24	 - FRA	00:42:07	00:10:50	03:02:55	00:04:16	01:47:44	05:47:50
1051	1566	gilbert schiano	M	M45-49	 - FRA	00:40:18	00:09:37	02:56:50	00:06:21	01:54:46	05:47:50
1052	1597	Benoit Carpentier De Changy	M	M40-44	 - BEL	00:38:47	00:09:35	03:05:09	00:03:47	01:50:41	05:47:58
1053	475	Roland Clevy	M	M50-54	 - FRA	00:37:36	00:09:53	03:07:12	00:07:08	01:46:16	05:48:02































Age Groups - Overall Results

Pos	Start #	Athlete	Gender	Division	Country		T1		T2		Time
1054	1996	Jean-François ROUVIERE	M	M55-59	 - FRA	00:48:09	00:09:11	02:52:00	00:05:21	01:53:25	05:48:03
1055	1872	David de Picciotto	M	M30-34	 - CHE	00:35:19	00:07:34	02:59:57	00:07:46	01:57:35	05:48:08
1056	1978	Nathanael COGREL	M	M30-34	 - FRA	00:36:08	00:07:02	03:05:42	00:02:36	01:56:51	05:48:18
1057	1751	Julien BERNARD	M	M40-44	 - FRA	00:41:45	00:08:31	03:04:04	00:03:59	01:50:03	05:48:19
1058	933	Augustin Ducrocq	M	M25-29	 - FRA	00:43:31	00:10:00	02:45:57	00:05:16	02:03:44	05:48:26
1059	1952	Eric Gibert	M	M50-54	 - FRA	00:45:44	00:12:32	03:05:26	00:06:01	01:39:02	05:48:43
1060	876	Frederic Hermier	M	M50-54	 - FRA	00:38:49	00:11:59	02:59:18	00:04:53	01:53:49	05:48:46
1061	1212	Didier Guignard	M	M50-54	 - CHE	00:37:38	00:10:59	02:54:47	00:06:24	01:59:02	05:48:48
1062	2118	Michel SERRES	M	M40-44	 - FRA	00:36:17	00:08:26	03:09:38	00:03:53	01:50:43	05:48:55
1063	1237	STEFANO PIOLANTI	M	M65-69	 - ITA	00:42:29	00:10:10	02:56:12	00:07:49	01:52:29	05:49:07
1064	488	SEBASTIEN JEAN JACKY MAI	M	M35-39	 - FRA	00:32:34	00:09:57	03:12:50	00:04:50	01:49:07	05:49:16
1065	752	Rafael Vilchez	M	M40-44	 - CHE	00:40:31	00:07:55	03:06:12	00:06:26	01:48:14	05:49:17
1066	1632	Arnaud Naudan	M	M40-44	 - FRA	00:40:20	00:11:05	03:07:47	00:06:40	01:43:27	05:49:17
1067	1500	Simon Fraser	M	M40-44	 - GBR	00:36:00	00:06:11	03:26:34	00:05:10	01:35:31	05:49:22
1068	1828	Jean-Baptiste Garcia	M	M25-29	 - FRA	00:35:40	00:08:10	03:04:25	00:05:39	01:55:33	05:49:26
1069	1736	Billy Friou	M	M30-34	 - FRA	00:41:18	00:10:49	03:07:16	00:06:58	01:43:10	05:49:29
1070	1666	Valentin ROOS	M	M30-34	 - FRA	00:39:29	00:09:28	03:11:16	00:05:57	01:43:26	05:49:33
1071	836	Nicolas Gex	M	M55-59	 - FRA	00:37:50	00:12:44	02:46:56	00:08:25	02:03:44	05:49:36
1072	667	Jana Duyck	F	F25-29	 - BEL	00:36:38	00:07:59	03:11:11	00:04:54	01:48:58	05:49:36
1073	1689	Matthieu Leydier	M	M18-24	 - FRA	00:40:59	00:08:11	03:14:23	00:08:29	01:37:41	05:49:40
1074	437	Stanislas Bolo	M	M30-34	 - FRA	00:34:17	00:10:45	02:51:57	00:06:39	02:06:08	05:49:44
1075	1151	Clément Poncin	M	M25-29	 - FRA	00:40:06	00:10:40	03:09:48	00:04:47	01:44:32	05:49:51
1076	534	Betty Droeshout	F	F50-54	 - BEL	00:34:47	00:08:30	03:07:23	00:04:08	01:55:08	05:49:54
1077	203	Isabelle Trani	F	F45-49	 - FRA	00:36:39	00:09:19	02:56:32	00:05:30	02:01:56	05:49:54
1078	340	Alain GUIRAUD	M	M30-34	 - FRA	00:41:59	00:11:19	03:00:29	00:07:20	01:48:56	05:50:00
1079	1540	Henk Jan Siersema	M	M30-34	 - NLD	00:49:13	00:09:04	03:06:03	00:05:00	01:40:41	05:50:00
1080	624	Patrice COUROUSSE	M	M45-49	 - FRA	00:36:01	00:08:48	03:05:52	00:05:54	01:53:31	05:50:04































Age Groups - Overall Results

Pos	Start #	Athlete	Gender	Division	Country		T1		T2		Time
1081	1021	Clarisse Debalme	F	F25-29	 - FRA	00:42:23	00:08:37	03:08:44	00:05:24	01:45:11	05:50:16
1082	1244	Anders Evenas	M	M45-49	 - SWE	00:40:29	00:13:33	02:53:12	00:06:00	01:57:12	05:50:24
1083	793	Emmanuel Leclercq	M	M50-54	 - FRA	00:33:55	00:08:17	03:01:46	00:06:37	01:59:51	05:50:25
1084	1984	Josep Gil Escala	M	M30-34	 - ESP	00:43:33	00:09:45	02:55:05	00:05:48	01:56:19	05:50:28
1085	1586	Mario Ponziano	M	M50-54	 - ITA	00:35:22	00:08:43	03:08:00	00:05:23	01:53:02	05:50:29
1086	788	Mathieu BONNET	M	M45-49	 - FRA	00:36:20	00:14:31	03:05:22	00:08:03	01:46:16	05:50:30
1087	885	Margot Lariviere	F	F18-24	 - FRA	00:38:43	00:07:20	03:01:55	00:05:27	01:57:14	05:50:38
1088	1266	Friedrich Sobik	M	M35-39	 - DEU	00:36:59	00:08:02	03:12:02	00:04:32	01:49:05	05:50:38
1089	476	Vivienne Sparks	F	F45-49	 - GBR	00:37:58	00:06:35	03:05:56	00:03:26	01:56:44	05:50:38
1090	589	LUCILE ADRIANSEN	F	F35-39	 - FRA	00:27:46	00:07:13	03:28:11	00:03:25	01:44:06	05:50:40
1091	708	Michael Pili	M	M30-34	 - FRA	00:41:04	00:08:18	03:11:11	00:06:11	01:44:01	05:50:42
1092	930	fabien ledoux	M	M40-44	 - FRA	00:34:54	00:11:16	02:59:41	00:05:55	01:59:07	05:50:49
1093	1846	Romain Moulin	M	M25-29	 - FRA	00:43:18	00:10:28	03:07:45	00:06:26	01:42:55	05:50:50
1094	1050	Frank Albrecht	M	M25-29	 - FRA	00:39:28	00:09:31	02:51:21	00:06:00	02:04:45	05:51:04
1095	2117	Romain Blanquer	M	M35-39	 - FRA	00:37:59	00:08:51	03:00:17	00:04:00	02:00:04	05:51:10
1096	275	Alan Freedman	M	M55-59	 - USA	00:34:48	00:09:27	03:09:23	00:04:29	01:53:11	05:51:16
1097	1230	Magda Pedace	F	F50-54	 - CHE	00:31:56	00:07:35	03:09:44	00:04:36	01:57:29	05:51:18
1098	1423	Arnaud Racine	M	M40-44	 - FRA	00:35:37	00:08:42	03:11:59	00:07:03	01:48:03	05:51:24
1099	153	Volker Hemberger	M	M65-69	 - DEU	00:43:07	00:08:25	03:00:05	00:04:30	01:55:27	05:51:32
1100	298	Stefan Bauer	M	M50-54	 - DEU	00:37:03	00:08:26	03:02:11	00:06:12	01:57:45	05:51:35
1101	1229	JONATHAN ABIAD	M	M35-39	 - FRA	00:35:57	00:09:47	03:01:52	00:05:53	01:58:08	05:51:35
1102	1483	CHRISTOPHE GUICHEMERRI	M	M25-29	 - FRA	00:38:18	00:09:02	03:11:47	00:04:20	01:48:15	05:51:41
1103	372	Graeme Scott	M	M55-59	 - GBR	00:35:28	00:07:21	02:58:42	00:04:21	02:05:54	05:51:44
1104	1919	BORIS LECHNER	M	M30-34	 - FRA	00:35:00	00:09:49	03:07:53	00:06:36	01:52:36	05:51:52
1105	1305	Xavier LESAGE	M	M60-64	 - FRA	00:37:47	00:11:34	02:58:26	00:06:36	01:57:35	05:51:55
1106	668	Stuart Rees	M	M45-49	 - GBR	00:36:39	00:09:00	03:05:29	00:06:36	01:54:18	05:51:59
1107	544	farid mazari	M	M50-54	 - FRA	00:40:14	00:07:36	03:04:33	00:04:12	01:55:25	05:51:59































Age Groups - Overall Results

Pos	Start #	Athlete	Gender	Division	Country		T1		T2		Time
1108	1104	Augustin Flamarion	M	M30-34	 - FRA	00:42:06	00:10:26	03:21:01	00:07:13	01:31:22	05:52:05
1109	853	Ramona KLICHE	F	F30-34	 - FRA	00:39:16	00:09:06	03:12:23	00:04:16	01:47:07	05:52:05
1110	1723	Simon Alik	M	M30-34	 - FRA	00:41:53	00:09:38	03:10:33	00:04:32	01:45:31	05:52:06
1111	784	Pascal BESSE	M	M35-39	 - FRA	00:32:53	00:13:11	03:13:50	00:07:51	01:44:32	05:52:15
1112	1026	Mickael Mompeu	M	M30-34	 - FRA	00:41:38	00:07:28	02:56:33	00:07:48	01:58:53	05:52:17
1113	1640	Maxime Conan	M	M30-34	 - FRA	00:42:09	00:11:39	03:14:12	00:04:12	01:40:07	05:52:17
1114	413	Henri Lannuzel	M	M60-64	 - FRA	00:35:16	00:08:53	03:02:47	00:05:00	02:00:26	05:52:20
1115	613	Stefan Wenger	M	M40-44	 - CHE	00:38:19	00:09:46	03:03:20	00:06:32	01:54:29	05:52:25
1116	865	Marceau Chenet	M	M25-29	 - FRA	00:37:14	00:09:47	03:16:39	00:05:43	01:43:05	05:52:25
1117	1893	Pierre-Emmanuel Haas	M	M30-34	 - FRA	00:44:30	00:09:02	03:13:23	00:05:27	01:40:09	05:52:28
1118	979	Emmanuel LE MERRER	M	M40-44	 - FRA	00:40:38	00:09:54	03:00:24	00:05:08	01:56:28	05:52:29
1119	134	Angélique Rocha	F	F45-49	 - FRA	00:41:27	00:10:09	03:06:21	00:06:44	01:47:52	05:52:32
1120	182	Anthony Sarriau	M	M50-54	 - FRA	00:41:14	00:12:22	02:58:21	00:06:31	01:54:10	05:52:36
1121	855	Ann-Kathrin Sauer	F	F30-34	 - DEU	00:28:07	00:06:59	03:11:20	00:03:26	02:02:50	05:52:39
1122	500	Thomas CLAVEL	M	M25-29	 - FRA	00:36:08	00:07:16	03:06:24	00:04:03	01:58:51	05:52:41
1123	1866	Matthieu Bezard	M	M25-29	 - FRA	00:40:48	00:07:58	03:02:58	00:06:50	01:54:12	05:52:43
1124	1460	Cyril Depoix	M	M35-39	 - FRA	00:45:33	00:09:14	03:05:55	00:05:11	01:46:53	05:52:44
1125	1871	Nathalie Moor-Berclaz	F	F40-44	 - CHE	00:38:42	00:07:26	03:04:08	00:04:50	01:57:40	05:52:44
1126	950	Pascal Girieud	M	M45-49	 - FRA	00:39:06	00:09:03	03:12:02	00:05:27	01:47:13	05:52:50
1127	939	Benjamin Nicolle	M	M40-44	 - FRA	00:38:18	00:12:53	03:02:14	00:09:20	01:50:10	05:52:52
1128	1052	Thibault Duchatel	M	M25-29	 - FRA	00:39:12	00:10:03	02:55:33	00:08:28	01:59:38	05:52:53
1129	556	Guillaume Cheret	M	M45-49	 - FRA	00:32:30	00:10:52	03:00:27	00:08:44	02:00:22	05:52:54
1130	654	William Allen	M	M35-39	 - GBR	00:39:41	00:11:52	03:06:03	00:03:37	01:51:49	05:53:00
1131	1944	Benoit Hermans	M	M55-59	 - BEL	00:35:46	00:08:38	03:07:15	00:07:18	01:54:06	05:53:01
1132	522	Inge Castelain	F	F45-49	 - BEL	00:35:46	00:07:39	03:08:53	00:03:36	01:57:09	05:53:02
1133	266	Sophie Vico	F	F30-34	 - BEL	00:38:40	00:08:56	03:15:43	00:06:06	01:43:49	05:53:13
1134	1072	Didier MAHOT	M	M50-54	 - GUF	00:36:06	00:07:17	03:13:08	00:04:03	01:52:41	05:53:13































Age Groups - Overall Results

Pos	Start #	Athlete	Gender	Division	Country		T1		T2		Time
1135	1949	Simon Marcadé	M	M25-29	 - FRA	00:39:23	00:10:29	03:03:39	00:06:43	01:53:01	05:53:13
1136	959	Jules Martin	M	M25-29	 - FRA	00:33:17	00:10:51	03:12:49	00:06:08	01:50:17	05:53:20
1137	1760	Jean Malecaze	M	M30-34	 - FRA	00:44:12	00:08:39	02:58:21	00:05:30	01:56:42	05:53:22
1138	281	Vadim Sorokin	M	M50-54	 - LUX	00:44:01	00:11:01	03:05:26	00:05:03	01:47:55	05:53:25
1139	550	Renaud KARA	M	M40-44	 - FRA	00:42:46	00:09:46	03:02:28	00:07:21	01:51:18	05:53:37
1140	777	Gilles MACHEREY	M	M65-69	 - FRA	00:33:52	00:09:57	03:04:05	00:05:29	02:00:26	05:53:48
1141	1502	Andrew Manna	M	M30-34	 - AUS	00:39:27	00:08:33	03:02:49	00:06:33	01:56:29	05:53:48
1142	943	Blandine Bruno	F	F50-54	 - FRA	00:42:16	00:10:02	03:14:04	00:05:18	01:42:19	05:53:58
1143	924	Grégoire Firome	M	M30-34	 - FRA	00:42:20	00:11:20	03:07:05	00:08:10	01:45:06	05:54:00
1144	804	Vincent Barouki	M	M40-44	 - LBN	00:36:42	00:12:09	03:05:43	00:06:13	01:53:15	05:54:01
1145	1545	Thibault Dessein	M	M30-34	 - BEL	00:35:07	00:12:23	03:11:14	00:10:02	01:45:19	05:54:03
1146	743	Serge Calissano	M	M55-59	 - FRA	00:46:18	00:07:07	03:01:20	00:04:04	01:55:18	05:54:03
1147	692	Jeffrey Lucas	M	M30-34	 - FRA	00:35:33	00:09:21	03:06:50	00:07:37	01:54:47	05:54:07
1148	978	Romain DEFOSSE	M	M18-24	 - FRA	00:38:17	00:09:43	03:08:12	00:05:31	01:52:30	05:54:10
1149	984	Florian Wattin	M	M30-34	 - FRA	00:41:17	00:12:25	03:05:15	00:07:16	01:48:02	05:54:13
1150	1250	Quentin Roux	M	M25-29	 - FRA	00:39:17	00:11:03	03:07:23	00:07:52	01:48:51	05:54:23
1151	2087	Bertrand Mirat	M	M55-59	 - FRA	00:39:48	00:10:15	03:05:37	00:09:05	01:49:41	05:54:25
1152	1885	Hugo Betelu	M	M30-34	 - FRA	00:39:45	00:08:15	03:15:10	00:07:02	01:44:19	05:54:28
1153	1503	Ethan Atkins	M	M30-34	 - AUS	00:36:29	00:07:01	03:06:39	00:07:13	01:57:08	05:54:28
1154	2094	Thierry Vanexem	M	M25-29	 - FRA	00:40:31	00:08:19	03:05:21	00:05:05	01:55:14	05:54:28
1155	1036	Renaud Sublet	M	M45-49	 - FRA	00:42:14	00:11:29	03:09:07	00:07:51	01:43:51	05:54:29
1156	844	Guillaume Duthe	M	M40-44	 - FRA	00:35:06	00:10:24	03:06:16	00:03:47	01:59:05	05:54:36
1157	1876	Massimiliano Gritti	M	M30-34	 - CHE	00:34:56	00:09:00	03:07:52	00:05:43	01:57:08	05:54:36
1158	420	Lorenzo Quazzo	M	M30-34	 - ITA	00:35:53	00:12:50	03:11:00	00:09:29	01:45:30	05:54:39
1159	1324	Benoît Grégoire	M	M35-39	 - CHE	00:26:06	00:09:29	03:16:58	00:05:14	01:56:57	05:54:41
1160	168	Caro Soussigne	F	F25-29	 - BEL	00:43:04	00:07:07	02:58:45	00:03:53	02:01:57	05:54:45
1161	1766	Thomas Blaise	M	M25-29	 - FRA	00:38:19	00:09:25	03:16:27	00:08:02	01:42:35	05:54:48































Age Groups - Overall Results

Pos	Start #	Athlete	Gender	Division	Country		T1		T2		Time
1162	778	NADIA BABAY	F	F40-44	 - TUN	00:46:07			11:21:33	02:04:00	05:54:51
1163	247	Yousra EL ABIADE	F	F25-29	 - FRA	00:49:53	00:10:12	03:13:22	00:06:17	01:35:11	05:54:53
1164	1997	Fabrice LEONE	M	M45-49	 - FRA	00:44:14	00:10:24	03:03:47	00:06:33	01:49:58	05:54:55
1165	1267	Stanislas Quéré	M	M25-29	 - FRA	00:46:28	00:10:42	03:10:06	00:09:10	01:38:33	05:54:56
1166	1096	CHRISTOPHE PETITFAUX	M	M55-59	 - FRA	00:32:34	00:09:24	03:02:03	00:07:42	02:03:17	05:54:57
1167	1136	Charline Melet	F	F30-34	 - FRA	00:47:38	00:10:57	02:59:11	00:07:53	01:49:31	05:55:08
1168	196	François-Xavier GOMBERT	M	M45-49	 - FRA	00:43:22	00:09:08	03:04:44	00:06:48	01:51:09	05:55:09
1169	1768	Boris Bischoff	M	M25-29	 - FRA	00:29:57	00:09:00	03:04:56	00:05:33	02:05:45	05:55:09
1170	659	Katia Roberto	F	F30-34	 - FRA	00:35:53	00:09:38	03:12:39	00:03:34	01:53:31	05:55:13
1171	505	JULIEN TREGLIA	M	M35-39	 - FRA	00:39:55	00:08:05	02:57:05	00:04:46	02:05:25	05:55:14
1172	1767	ANTHONY BARÉ	M	M30-34	 - FRA	00:42:20	00:08:05	03:02:32	00:04:40	01:57:48	05:55:23
1173	1425	Pascal Dufour	M	M50-54	 - FRA	00:41:06	00:11:52	03:01:07	00:05:22	01:56:00	05:55:24
1174	626	Andres Fernandez Guerra Flete	M	M40-44	 - MEX	00:30:07	00:10:48	03:13:03	00:06:11	01:55:18	05:55:25
1175	644	PHILEMON COMBES	M	M25-29	 - FRA	00:34:07	00:08:12	03:08:07	00:05:37	01:59:24	05:55:25
1176	1584	Radwan Bourgou	M	M40-44	 - TUN	00:43:54	00:08:58	03:05:51	00:06:16	01:50:34	05:55:32
1177	1537	Niccolo Genazzano	M	M30-34	 - ITA	00:38:22	00:10:07	03:08:29	00:06:41	01:52:02	05:55:39
1178	325	Maxime Gautier	M	M25-29	 - FRA	00:31:21	00:09:28	03:07:56	00:06:50	02:00:17	05:55:50
1179	264	Steve Heinzer	M	M50-54	 - CHE	00:42:40	00:11:13	02:59:35	00:07:20	01:55:06	05:55:53
1180	1205	David Bernard	M	M30-34	 - LUX	00:43:32	00:11:42	03:02:06	00:07:09	01:51:28	05:55:54
1181	1268	Mickael Masnada	M	M45-49	 - FRA	00:36:15	00:08:57	03:03:10	00:07:44	01:59:53	05:55:56
1182	133	Pierre-Philippe Meunier	M	M55-59	 - FRA	00:39:49	00:07:02	03:10:33	00:04:35	01:54:03	05:56:00
1183	635	emmanuel Baudelet	M	M30-34	 - FRA	00:35:23	00:10:01	03:14:29	00:05:45	01:50:40	05:56:16
1184	929	Gregoire Thomas	M	M35-39	 - FRA	00:36:58	00:10:31	03:15:04	00:06:10	01:47:36	05:56:17
1185	1417	William Vaughan-Edwards	M	M30-34	 - GBR	00:36:47	00:09:10	03:07:32	00:06:02	01:56:55	05:56:24
1186	470	Jérémie BRILLAT	M	M35-39	 - FRA	00:47:44	00:09:35	02:55:40	00:04:29	01:59:05	05:56:32
1187	923	philip reyntiens	M	M50-54	 - BEL	00:40:43	00:10:10	03:09:13	00:06:37	01:49:54	05:56:35
1188	1816	Antoine Hoel	M	M25-29	 - FRA	00:42:35	00:10:01	03:08:31	00:06:38	01:48:54	05:56:37































Age Groups - Overall Results

Pos	Start #	Athlete	Gender	Division	Country		T1		T2		Time
1189	1803	Thomas Jouan	M	M25-29	 - FRA	00:36:24	00:10:18	03:09:09	00:07:17	01:53:37	05:56:43
1190	206	Maxime Bonifay	M	M35-39	 - FRA	00:36:47	00:07:11	03:18:30	00:03:18	01:51:12	05:56:55
1191	1327	Luc Coppens	M	M35-39	 - BEL	00:37:25	00:09:53	03:01:32	00:07:55	02:00:13	05:56:57
1192	1440	jeremy decloedt	M	M30-34	 - FRA	00:39:27	00:11:04	03:13:26	00:08:51	01:44:11	05:56:57
1193	124	Jennifer Claus	F	F25-29	 - DEU	00:37:56	00:05:10	03:14:19	00:04:44	01:54:51	05:56:59
1194	726	Lukas Witzmann	M	M30-34	 - DEU	00:35:53	00:10:15	03:08:39	00:07:21	01:54:55	05:57:01
1195	1604	Raphael Misset	M	M30-34	 - FRA	00:34:24	00:07:53	03:07:44	00:06:46	02:00:18	05:57:02
1196	2114	Heiarii NICOLAS	M	M30-34	 - FRA	00:35:54	00:07:11	03:05:21	00:05:45	02:02:55	05:57:04
1197	1445	Sarah BUZON	F	F18-24	 - FRA	00:32:56	00:12:27	03:21:35	00:05:58	01:44:13	05:57:07
1198	1398	Arnaud Duval	M	M45-49	 - CHE	00:30:26	00:06:28	03:10:31	00:04:26	02:05:25	05:57:14
1199	809	Ignace Mullens	M	M25-29	 - BEL	00:33:23	00:08:41	03:06:57	00:08:38	01:59:46	05:57:22
1200	1560	Clément ROBERT	M	M30-34	 - FRA	00:42:25	00:08:59	02:57:06	00:06:06	02:02:50	05:57:24
1201	1274	Arthur Chilcott	M	M25-29	 - GBR	00:45:38	00:09:05	03:07:58	00:05:50	01:48:58	05:57:26
1202	1624	JOAQUIM BOSCH GUTIERRE	M	M50-54	 - ESP	00:42:28	00:14:50	03:11:37	00:07:34	01:41:12	05:57:40
1203	931	Erwin De Stercke	M	M60-64	 - BEL	00:33:15	00:10:29	03:05:29	00:06:44	02:01:50	05:57:45
1204	1802	Cyril PLAIS	M	M35-39	 - FRA	00:33:32	00:10:34	03:06:13	00:06:29	02:01:01	05:57:47
1205	680	PHILIPPE SACLIER	M	M55-59	 - FRA	00:39:28	00:12:44	03:05:08	00:09:35	01:50:57	05:57:51
1206	1903	Thomas Diehl	M	M25-29	 - FRA	00:45:29	00:08:37	03:13:34	00:06:18	01:44:00	05:57:55
1207	1083	Chloé COHAN	F	F25-29	 - FRA	00:30:17	00:06:49	03:20:37	00:03:54	01:56:31	05:58:05
1208	1376	pascal Derville	M	M50-54	 - FRA	00:33:20	00:09:28	03:04:09	00:08:47	02:02:24	05:58:06
1209	1451	Théo Girardier	M	M25-29	 - FRA	00:36:56	00:13:10	03:11:10	00:09:15	01:47:40	05:58:08
1210	2007	olivier castagna	M	M50-54	 - FRA	00:33:55	00:09:13	02:58:52	00:05:41	02:10:36	05:58:15
1211	1807	William Norris	M	M35-39	 - GBR	00:40:44	00:06:50	03:12:31	00:07:40	01:50:37	05:58:20
1212	414	FREDDY NARVAEZ MEJIA	M	M50-54	 - ECU	00:40:43	00:09:54	02:55:30	00:06:17	02:06:01	05:58:23
1213	563	Martin Brabenec	M	M40-44	 - CZE	00:39:34	00:07:59	03:04:36	00:04:42	02:01:40	05:58:28
1214	161	Wojciech Pantera	M	M40-44	 - CAN	00:42:08	00:09:24	03:05:04	00:06:10	01:55:49	05:58:32
1215	816	Louise Stafford	F	F40-44	 - IRL	00:35:14	00:08:15	03:18:33	00:05:09	01:51:23	05:58:33































Age Groups - Overall Results

Pos	Start #	Athlete	Gender	Division	Country		T1		T2		Time
1216	1233	David LOISEAU	M	M50-54	 - FRA	00:42:18	00:11:22	03:02:57	00:09:08	01:52:51	05:58:34
1217	1303	Charles LESAGE	M	M35-39	 - FRA	00:37:12	00:08:11	03:11:05	00:05:03	01:57:05	05:58:35
1218	1062	Lindsay Smith	F	F35-39	 - GBR	00:35:34	00:09:10	03:12:59	00:05:53	01:55:05	05:58:39
1219	1401	Giuseppe Di Gesu'	M	M35-39	 - ITA	00:41:59	00:08:18	03:12:43	00:04:18	01:51:28	05:58:44
1220	585	Raoul Kariem	M	M25-29	 - NLD	00:38:51	00:10:50	03:14:05	00:08:37	01:46:29	05:58:49
1221	887	Jérémie DUFOUR	M	M35-39	 - FRA	00:38:26	00:12:54	02:59:51	00:09:49	01:57:53	05:58:51
1222	1658	louis Sarazin	M	M30-34	 - FRA	00:44:27	00:08:08	02:59:41	00:06:47	01:59:50	05:58:52
1223	1786	Samuel Mehdi El Boury	M	M45-49	 - MAR	00:39:22	00:08:49	03:15:57	00:05:46	01:49:20	05:59:12
1224	107	Caroline COQUET	F	F55-59	 - FRA	00:43:43	00:09:13	03:06:25	00:05:04	01:54:55	05:59:17
1225	1661	Hugo CHEVALLIER	M	M30-34	 - FRA	00:39:44	00:09:55	03:06:52	00:06:46	01:56:08	05:59:22
1226	1797	Tom LEBOT	M	M18-24	 - FRA	00:38:48	00:06:29	03:06:11	00:06:51	02:01:17	05:59:34
1227	896	Enzo Bibes	M	M18-24	 - FRA	00:29:18	00:04:53	03:37:22	00:05:31	01:42:34	05:59:34
1228	1987	Cecile Van de Stadt	F	F25-29	 - NLD	00:40:57	00:13:22	02:58:45	00:13:53	01:52:45	05:59:39
1229	498	Damien de Colonges	M	M40-44	 - FRA	00:39:49	00:08:20	03:12:30	00:03:50	01:55:15	05:59:41
1230	1426	Alejandro I?areta Serra	M	M50-54	 - ESP	00:35:25	00:12:26	03:22:26	00:09:24	01:40:07	05:59:45
1231	1804	Mathieu ROCHETTE	M	M35-39	 - FRA	00:41:34	00:09:19	03:04:58	00:04:38	01:59:21	05:59:49
1232	562	Amandine LECRUX	F	F25-29	 - FRA	00:36:26	00:08:10	03:10:15	00:04:16	02:00:44	05:59:50
1233	535	Marie Houdusse	F	F30-34	 - FRA	00:41:12	00:09:36	03:12:51	00:08:47	01:47:28	05:59:52
1234	1986	Bas Duijnstee	M	M30-34	 - NLD	00:43:08	00:17:00	02:53:29	00:13:37	01:52:44	05:59:55
1235	1529	Pascal Moreno	M	M55-59	 - FRA	00:36:20	00:10:32	03:14:09	00:06:53	01:52:06	05:59:57
1236	805	evelthon rotsides	M	M40-44	 - ZAF	00:38:51	00:10:57	03:05:16	00:06:09	01:59:05	06:00:15
1237	1438	Damien Gougis	M	M30-34	 - FRA	00:34:43	00:09:36	03:08:22	00:08:49	01:58:55	06:00:22
1238	1211	maxime blottiere	M	M35-39	 - FRA	00:42:45	00:12:20	03:14:17	00:05:19	01:45:45	06:00:23
1239	1210	Stéphane Mérai	M	M50-54	 - FRA	00:40:09	00:09:18	03:13:48	00:03:55	01:53:21	06:00:29
1240	1633	Pascal Keutgens	M	M45-49	 - BEL	00:44:56	00:10:41	03:07:01	00:06:59	01:51:00	06:00:36
1241	1684	M ANGELS PEREZ DURAN	F	F50-54	 - ESP	00:39:50	00:08:08	03:15:35	00:06:26	01:50:39	06:00:36
1242	1191	Léa Magrin	F	F25-29	 - FRA	00:32:54	00:06:40	03:15:43	00:04:03	02:01:19	06:00:36































Age Groups - Overall Results

Pos	Start #	Athlete	Gender	Division	Country		T1		T2		Time
1243	1948	Eric de la Croix	M	M40-44	 - FRA	00:48:18	00:11:01	03:06:29	00:06:59	01:47:53	06:00:38
1244	276	Richard Donnellan	M	M50-54	 - FRA	00:42:30	00:11:02	03:10:57	00:08:00	01:48:13	06:00:39
1245	1808	Nicolas Froehlich	M	M40-44	 - FRA	00:38:32	00:09:15	02:47:59	00:05:52	02:19:13	06:00:48
1246	555	Federico LANZA	M	M35-39	 - ITA	00:42:28	00:08:24	03:14:48	00:03:32	01:51:47	06:00:58
1247	867	Thomas Bennett	M	M25-29	 - GBR	00:41:12	00:08:57	03:21:07	00:05:01	01:44:45	06:01:00
1248	761	Lucas Richez	M	M30-34	 - FRA	00:37:17	00:08:27	03:02:02	00:06:28	02:06:49	06:01:01
1249	843	Gianni Palermi	M	M45-49	 - ITA	00:36:16	00:12:59	03:13:51	00:09:02	01:48:59	06:01:05
1250	1441	Marc Gengembre	M	M45-49	 - FRA	00:45:11	00:06:55	03:15:02	00:05:17	01:48:46	06:01:09
1251	1353	Christophe Cuq	M	M40-44	 - FRA	00:34:17	00:11:04	03:18:44	00:08:59	01:48:05	06:01:09
1252	455	GARETH JONES	M	M35-39	 - AUS	00:36:40	00:10:24	03:10:26	00:07:34	01:56:18	06:01:19
1253	1980	Sebas Velásquez Vanegas	M	M30-34	 - ESP	00:39:08	00:13:34	02:55:17	00:09:25	02:03:59	06:01:21
1254	921	Laurent Morel	M	M40-44	 - FRA	00:37:11	00:11:23	03:21:09	00:05:40	01:46:08	06:01:29
1255	1127	adam nafidi	M	M25-29	 - FRA	00:42:00	00:07:09	03:15:12	00:04:58	01:52:18	06:01:35
1256	1841	Gabriel Polette	M	M40-44	 - FRA	00:36:57	00:09:42	03:07:17	00:07:21	02:00:28	06:01:42
1257	1805	Florent Pinchon	M	M30-34	 - FRA	00:37:07	00:08:18	03:10:30	00:05:20	02:00:30	06:01:42
1258	1056	Sander Bellings	M	M25-29	 - BEL	00:35:57	00:08:38	03:05:07	00:07:06	02:05:01	06:01:48
1259	517	Ivan Gavka	M	M30-34	 - AUT	00:43:08	00:10:01	03:04:58	00:09:22	01:54:24	06:01:51
1260	618	beatrice wuethrich	F	F40-44	 - CHE	00:39:43	00:08:11	03:15:00	00:05:24	01:53:38	06:01:54
1261	1691	Charles Ravignon	M	M35-39	 - FRA	00:35:24	00:09:03	03:03:54	00:06:55	02:06:39	06:01:54
1262	1489	Hervé Piédois	M	M45-49	 - FRA	00:45:14	00:11:48	03:11:40	00:07:38	01:45:40	06:01:57
1263	1745	Chris Beckett	M	M45-49	 - USA	00:41:31	00:09:24	03:11:04	00:07:09	01:52:52	06:01:57
1264	519	Kim Füchtner	F	F25-29	 - AUT	00:39:29	00:07:09	03:11:32	00:06:22	01:57:29	06:01:58
1265	1939	Arnaud Gardette	M	M35-39	 - FRA	00:31:26	00:07:27	03:14:42	00:04:13	02:04:19	06:02:06
1266	317	Kévin COULOUARN	M	M25-29	 - FRA	00:33:40	00:08:25	03:23:10	00:06:24	01:50:30	06:02:06
1267	1667	frédéric jean	M	M50-54	 - FRA	00:40:45	00:09:35	03:11:15	00:09:22	01:51:17	06:02:13
1268	1106	Philippe GUARINO	M	M30-34	 - FRA	00:37:00	00:11:17	03:16:21	00:06:00	01:51:44	06:02:20
1269	329	Gregory ETIENNE	M	M40-44	 - FRA	00:46:15	00:10:08	03:04:08	00:08:24	01:53:30	06:02:24































Age Groups - Overall Results

Pos	Start #	Athlete	Gender	Division	Country		T1		T2		Time
1270	1317	Michael Hodler	M	M18-24	 - CHE	00:42:51	00:11:46	03:13:25	00:07:15	01:47:18	06:02:32
1271	454	Arnaud Girard	M	M45-49	 - FRA	00:36:40	00:09:08	03:11:47	00:05:05	02:00:00	06:02:37
1272	1832	Adrien Neuvillers	M	M35-39	 - FRA	00:34:46	00:10:12	03:14:20	00:06:13	01:57:12	06:02:40
1273	1028	Paul Gréaume	M	M25-29	 - FRA	00:38:43	00:08:45	02:46:23	00:05:50	02:23:02	06:02:40
1274	682	Francois Jombart	M	M30-34	 - FRA	00:40:26	00:11:58	03:16:30	00:07:30	01:46:28	06:02:50
1275	773	Célia MARCADAL	F	F30-34	 - FRA	00:28:16	00:06:00	03:19:22	00:04:39	02:04:41	06:02:55
1276	1139	vasco Piscioi	M	M50-54	 - ITA	00:41:33	00:09:57	03:16:46	00:06:30	01:48:19	06:03:02
1277	1572	Antony Martin	M	M35-39	 - FRA	00:38:49	00:09:55	03:22:08	00:05:09	01:47:07	06:03:05
1278	997	Stefaan Gouhie	M	M40-44	 - BEL	00:37:58	00:08:04	03:06:56	00:05:39	02:04:34	06:03:09
1279	661	David Jorigas	M	M40-44	 - BEL	00:37:13	00:10:35	02:59:34	00:06:18	02:09:33	06:03:12
1280	1001	LAURENT REY	M	M55-59	 - FRA	00:35:45	00:10:01	03:11:08	00:05:19	02:01:05	06:03:17
1281	920	Maxime Condette	M	M40-44	 - FRA	00:33:44	00:07:48	03:11:40	00:04:38	02:05:30	06:03:18
1282	181	Nathalie Jouffret	F	F50-54	 - FRA	00:39:46	00:08:59	03:05:54	00:05:03	02:03:49	06:03:29
1283	1387	KATERINA FILIPPIDOU	F	F35-39	 - GRC	00:37:53	00:08:19	03:27:41	00:04:26	01:45:16	06:03:34
1284	1962	Andréa Bénézet	M	M18-24	 - FRA	00:41:52	00:06:59	03:19:25	00:04:26	01:50:59	06:03:39
1285	1692	Bruno Latapie	M	M35-39	 - FRA	00:45:36	00:13:20	03:17:26	00:07:50	01:39:30	06:03:41
1286	1517	Ollie Mottram	M	M30-34	 - GBR	00:38:23	00:11:53	03:27:36	00:06:44	01:39:12	06:03:45
1287	573	Inna Malchyk	F	F35-39	 - UKR	00:40:34	00:07:16	03:15:59	00:03:51	01:56:14	06:03:53
1288	765	Chris Mutsaerts	M	M35-39	 - NLD	00:36:33	00:13:02	03:09:11	00:06:35	01:58:36	06:03:55
1289	1070	bernard isenguerre	M	M50-54	 - BEL	00:46:01	00:11:48	03:04:18	00:08:26	01:53:29	06:03:59
1290	2006	Robert Downs	M	M30-34	 - GBR	00:34:23	00:08:24	03:21:02	00:04:12	01:56:02	06:04:02
1291	877	Eric MAFFEO	M	M55-59	 - FRA	00:44:23	00:08:11	03:08:59	00:04:46	01:57:48	06:04:05
1292	1371	Nicolas PEENE	M	M50-54	 - FRA	00:35:56	00:10:22	03:12:21	00:09:01	01:56:34	06:04:13
1293	2098	JEROME PATOIR	M	M45-49	 - FRA	00:39:58	00:09:11	03:15:52	00:07:07	01:52:09	06:04:16
1294	1729	shahin NIKKHOU	M	M50-54	 - FRA	00:44:05	00:08:38	03:17:53	00:05:52	01:48:00	06:04:25
1295	1185	Jean-Francois Alain	M	M45-49	 - CAN	00:40:32	00:09:42	03:15:27	00:06:59	01:51:50	06:04:27
1296	237	Jérôme Contant	M	M35-39	 - FRA	00:37:54	00:08:14	03:16:41	00:05:56	01:55:50	06:04:32































Age Groups - Overall Results

Pos	Start #	Athlete	Gender	Division	Country		T1		T2		Time
1297	1393	Clément Rouzé	M	M45-49	 - FRA	00:36:51	00:08:22	03:02:07	00:07:38	02:09:41	06:04:37
1298	685	DANIEL BOITAUD	M	M65-69	 - FRA	00:43:50	00:10:13	03:01:21	00:05:43	02:03:33	06:04:38
1299	705	Philippe Colin	M	M55-59	 - FRA	00:39:50	00:10:56	03:12:10	00:04:43	01:57:01	06:04:38
1300	2089	Adelin Marrot	M	M25-29	 - FRA	00:46:42	00:07:32	03:12:23	00:06:31	01:51:35	06:04:41
1301	1927	Arthur Courcoux	M	M18-24	 - FRA	00:43:19	00:09:39	03:10:42	00:06:37	01:54:26	06:04:41
1302	814	Victoire Loppin	F	F25-29	 - FRA	00:36:10	00:08:22	03:24:30	00:05:15	01:50:34	06:04:48
1303	1116	Clément Coillard	M	M35-39	 - FRA	00:48:25	00:08:48	03:14:39	00:05:44	01:47:16	06:04:51
1304	1084	Nicolas GANZER	M	M50-54	 - BLM	00:41:07	00:12:22	03:13:56	00:04:52	01:52:36	06:04:52
1305	171	Nelly Wojtasinski	F	F65-69	 - FRA	00:40:11	00:13:31	03:09:41	00:05:07	01:56:29	06:04:57
1306	53	SIMONE SANVIDO	M	M45-49	 - ITA	00:35:54	00:11:37	02:37:15	00:07:11	02:33:06	06:05:01
1307	1187	Thomas DUROCHER	M	M30-34	 - FRA	00:46:20	00:08:43	03:23:25	00:05:24	01:41:16	06:05:06
1308	350	cola sauer	M	M45-49	 - FRA	00:45:58	00:06:21	03:10:16	00:05:01	01:57:36	06:05:11
1309	794	Sofiane Zouitni	M	M25-29	 - FRA	00:42:12	00:09:42	03:18:03	00:05:54	01:49:25	06:05:15
1310	1848	Marc GUILLEMINOT	M	M40-44	 - FRA	00:39:47	00:10:18	03:15:53	00:07:03	01:52:19	06:05:17
1311	1372	Anthony Fernandez	M	M30-34	 - FRA	00:44:29	00:09:24	03:11:04	00:04:52	01:55:32	06:05:19
1312	1363	Pierre Martinet	M	M55-59	 - FRA	00:38:16	00:10:04	03:07:34	00:07:06	02:02:36	06:05:35
1313	1917	Julien METRAL-CHARVET	M	M40-44	 - FRA	00:35:50	00:08:40	03:19:13	00:04:54	01:57:03	06:05:37
1314	1556	Paul Tourrolier	M	M30-34	 - FRA	00:39:49	00:10:12	03:13:00	00:07:15	01:55:28	06:05:42
1315	520	Romain Pelloie	M	M25-29	 - FRA	00:52:53	00:10:37	03:13:21	00:05:28	01:43:28	06:05:45
1316	1935	Alix GILBERT	F	F25-29	 - FRA	00:40:12	00:08:41	03:30:41	00:05:00	01:41:13	06:05:46
1317	1281	Yvan Le coniat	M	M50-54	 - FRA	00:39:28	00:12:43	03:06:43	00:07:36	01:59:27	06:05:55
1318	1837	Ian Jones	M	M40-44	 - GBR	00:45:51	00:08:46	03:06:58	00:06:05	01:58:19	06:05:57
1319	575	Inge Deceuninck	F	F45-49	 - BEL	00:33:57	00:11:38	03:25:03	00:04:42	01:50:40	06:05:58
1320	1469	Franck DE LUCA	M	M40-44	 - FRA	00:38:35	00:08:16	03:04:51	00:03:38	02:10:42	06:06:00
1321	873	Francis THEUREL	M	M55-59	 - FRA	00:37:40	00:12:51	03:03:28	00:06:30	02:05:41	06:06:08
1322	219	Quentin GAUTHIER	M	M25-29	 - FRA	00:47:39	00:07:49	02:58:01	00:05:16	02:07:26	06:06:09
1323	640	Vincent Soucaret	M	M35-39	 - FRA	00:35:08	00:08:26	03:08:37	00:05:50	02:08:23	06:06:22































Age Groups - Overall Results

Pos	Start #	Athlete	Gender	Division	Country		T1		T2		Time
1324	1169	Alexandre AMARA	M	M40-44	 - FRA	00:39:43	00:09:35	03:13:11	00:06:30	01:57:26	06:06:22
1325	902	Franck Gourlaouen	M	M50-54	 - FRA	00:35:50	00:06:50	03:20:50	00:03:36	01:59:21	06:06:25
1326	1235	Enrico Maselli	M	M40-44	 - ITA	00:33:04	00:07:50	03:02:21	00:05:09	02:18:08	06:06:30
1327	1726	Brice Augereau	M	M35-39	 - FRA	00:39:28	00:10:11	03:11:32	00:05:03	02:00:19	06:06:31
1328	2020	Orville GENEYTON	M	M35-39	 - FRA	00:46:53	00:13:13	03:14:55	00:06:44	01:44:49	06:06:32
1329	2073	Vincent Rouiller	M	M50-54	 - FRA	00:35:52	00:14:05	02:59:08	00:08:27	02:09:02	06:06:32
1330	993	Marcel Wespi	M	M50-54	 - CHE	00:34:30	00:07:42	03:05:22	00:05:23	02:13:45	06:06:41
1331	1309	Samir Bensalma	M	M35-39	 - FRA	00:38:42	00:08:22	03:13:12	00:05:27	02:01:04	06:06:45
1332	2093	Andrawiss Bisarah	M	M40-44	 - CIV	00:41:47	00:13:40	03:05:21	00:10:06	01:56:01	06:06:53
1333	677	Stéphane LUCAS	M	M45-49	 - FRA	00:39:56	00:09:49	03:19:10	00:07:30	01:50:33	06:06:55
1334	548	Edoardo Lanza	M	M30-34	 - ITA	00:41:00	00:07:53	03:18:48	00:03:50	01:55:28	06:06:57
1335	1675	Cedric Chaumard	M	M35-39	 - FRA	00:38:37	00:10:52	03:09:51	00:07:18	02:00:24	06:07:00
1336	1447	Szczepan Kosel	M	M35-39	 - POL	00:40:54	00:10:10	03:14:15	00:05:44	01:56:03	06:07:04
1337	937	Jonathan AMÉRIC	M	M25-29	 - FRA	00:43:01	00:09:07	03:08:25	00:06:26	02:00:22	06:07:19
1338	1686	Ugo DELANGLADE	M	M30-34	 - FRA	00:35:46	00:11:18	03:04:19	00:10:42	02:05:21	06:07:25
1339	1787	Phil Ihuel	M	M40-44	 - FRA	00:44:34	00:10:42	03:11:54	00:05:15	01:55:02	06:07:25
1340	1129	Adam Watson	M	M25-29	 - GBR	00:42:41	00:09:04	03:10:05	00:05:06	02:00:31	06:07:25
1341	1227	Pierre-Louis THIOLLIER	M	M25-29	 - FRA	00:44:03	00:07:57	03:19:35	00:06:59	01:48:56	06:07:28
1342	1818	thierry vandewalle	M	M45-49	 - FRA	00:39:11	00:08:40	03:06:23	00:05:02	02:08:19	06:07:34
1343	803	Sacha Poulain	M	M30-34	 - FRA	00:36:00	00:10:43	03:23:02	00:10:50	01:47:03	06:07:35
1344	1487	ALESSANDRO SCARINZI	M	M35-39	 - ITA	00:36:51	00:12:41	03:16:24	00:05:52	01:55:59	06:07:45
1345	1731	Pierre Boyer	M	M45-49	 - FRA	00:37:23	00:10:18	03:22:34	00:06:07	01:51:26	06:07:46
1346	1959	Frédéric Dos Santos	M	M45-49	 - FRA	00:55:25	00:07:19	03:11:32	00:07:22	01:46:12	06:07:48
1347	1202	Stephane MARTINEZ	M	M40-44	 - FRA	00:35:46	00:10:01	03:18:01	00:05:47	01:58:17	06:07:51
1348	1744	Theo CAROFF	M	M18-24	 - FRA	00:53:55	00:10:44	03:12:36	00:05:21	01:45:23	06:07:55
1349	525	Sam Kelly	M	M30-34	 - GBR	00:42:59	00:11:39	03:13:13	00:11:52	01:48:14	06:07:56
1350	1031	Camille DUMARTIN	F	F25-29	 - FRA	00:49:33	00:07:31	03:12:38	00:04:10	01:54:15	06:08:05































Age Groups - Overall Results

Pos	Start #	Athlete	Gender	Division	Country		T1		T2		Time
1351	283	Johanna Frederic	F	F40-44	 - FRA	00:38:32	00:12:02	03:19:10	00:06:21	01:52:07	06:08:10
1352	1450	Nicolas Festa	M	M45-49	 - FRA	00:50:18	00:09:05	03:18:46	00:06:28	01:43:38	06:08:13
1353	1518	Tom Mottram	M	M35-39	 - GBR	00:39:10	00:11:42	03:18:29	00:08:22	01:50:32	06:08:14
1354	429	Denis Pitot	M	M50-54	 - BEL	00:37:58	00:09:09	03:13:40	00:06:21	02:01:08	06:08:14
1355	393	Fabrice Buralli	M	M45-49	 - FRA	00:41:28	00:10:21	03:07:34	00:07:13	02:01:41	06:08:14
1356	459	Marian Bernigaud	M	M35-39	 - FRA	00:38:35	00:10:58	03:12:00	00:06:11	02:00:40	06:08:22
1357	1660	paul michel	M	M30-34	 - FRA	00:36:29	00:12:54	03:11:37	00:07:56	01:59:35	06:08:30
1358	601	Duncan Mcrae	M	M35-39	 - NZL	00:43:26	00:08:35	03:06:23	00:06:00	02:04:13	06:08:35
1359	2046	Sébastien Rouet	M	M25-29	 - FRA	00:36:23	00:09:44	03:01:04	00:07:09	02:14:21	06:08:38
1360	1559	Tom Peyrard	M	M25-29	 - FRA	00:32:25	00:07:41	03:13:53	00:06:13	02:08:32	06:08:42
1361	1598	Elsa Perrin	F	F30-34	 - FRA	00:35:19	00:14:11	03:21:49	00:10:43	01:46:48	06:08:48
1362	2095	Amandine LEPEUPLE	F	F40-44	 - FRA	00:46:18	00:08:59	03:11:41	00:07:21	01:54:42	06:08:58
1363	1338	raymond leuliet	M	M55-59	 - FRA	00:43:07	00:09:38	03:06:29	00:07:37	02:02:19	06:09:08
1364	727	Monique Zimmermann	F	F35-39	 - DEU	00:41:57	00:11:37	03:18:03	00:07:37	01:49:57	06:09:09
1365	1077	Philip Berlijn	M	M40-44	 - NLD	00:41:22	00:10:16	03:16:50	00:08:01	01:52:45	06:09:11
1366	1418	Wilf Marriott	M	M25-29	 - GBR	00:36:19	00:07:58	03:02:27	00:04:52	02:17:40	06:09:14
1367	392	Benjamin Bouchet	M	M35-39	 - FRA	00:39:51	00:08:05	03:18:41	00:04:59	01:57:44	06:09:17
1368	1023	Valerie Caron	F	F40-44	 - CAN	00:35:47	00:10:30	03:24:04	00:08:56	01:50:04	06:09:20
1369	1256	Alexandre KARRAS	M	M50-54	 - GRC	00:37:48	00:11:22	03:25:46	00:06:20	01:48:07	06:09:22
1370	740	Hyacinthe Lézy	M	M30-34	 - FRA	01:00:56	00:07:51	03:02:57	00:07:03	01:50:43	06:09:27
1371	1365	Jérôme Fossier	M	M30-34	 - FRA	00:47:18	00:17:44	03:12:20	00:16:08	01:36:01	06:09:29
1372	1108	Antoine Juhel	M	M35-39	 - FRA	00:38:32	00:11:01	03:15:06	00:09:39	01:55:41	06:09:56
1373	1600	Stephane Deo	M	M55-59	 - FRA	00:41:54	00:08:41	03:16:19	00:06:36	01:56:29	06:09:58
1374	1143	Guillaume Derycke	M	M35-39	 - FRA	00:43:38	00:09:29	03:26:20	00:05:16	01:45:20	06:10:01
1375	689	giovanni nicolini	M	M50-54	 - BEL	00:41:26	00:12:01	03:05:40	00:06:22	02:04:35	06:10:02
1376	324	Xavier Montaña Caelles	M	M40-44	 - ESP	00:42:45	00:08:38	03:13:08	00:05:49	01:59:45	06:10:02
1377	481	Christine GUGLIELMONE	F	F40-44	 - FRA	00:36:57	00:07:55	03:18:11	00:05:30	02:01:34	06:10:04































Age Groups - Overall Results

Pos	Start #	Athlete	Gender	Division	Country		T1		T2		Time
1378	474	Emmanuel Belmontet	M	M40-44	 - FRA	00:51:10	00:08:02	03:20:18	00:03:45	01:46:52	06:10:04
1379	1485	Jessica Dorman	F	F30-34	 - GBR	00:38:45	00:08:06	03:14:22	00:04:50	02:04:06	06:10:07
1380	390	Andy Trick	M	M25-29	 - GBR	00:38:24	00:11:04	03:12:40	00:08:01	02:00:05	06:10:12
1381	1395	Nicolas PONCET	M	M45-49	 - FRA	00:35:58	00:09:44	03:13:18	00:06:40	02:04:38	06:10:16
1382	469	Frederic Menye	M	M30-34	 - FRA	00:42:23	00:09:55	03:06:52	00:05:28	02:05:54	06:10:29
1383	250	David DUPOUY	M	M40-44	 - FRA	00:44:12	00:12:40	03:07:01	00:09:57	01:56:44	06:10:32
1384	729	Ana Vivar	F	F30-34	 - ECU	00:44:37	00:08:12	03:15:30	00:04:49	01:57:29	06:10:34
1385	1427	Alexis Dauphin	M	M25-29	 - FRA	00:37:55	00:07:50	03:03:42	00:07:08	02:14:20	06:10:53
1386	1155	Vincent BELLAMIT	M	M30-34	 - FRA	00:36:03	00:09:28	03:32:07	00:09:45	01:43:40	06:11:01
1387	1396	Roddy Sblandano	M	M40-44	 - CHE	00:48:11	00:09:27	03:12:03	00:05:39	01:55:59	06:11:17
1388	1947	Nicolas Andrieu	M	M50-54	 - FRA	00:47:23	00:13:05	03:11:21	00:06:46	01:52:50	06:11:22
1389	83	Andres Amaya	M	M50-54	 - COL	00:40:46	00:09:47	03:12:21	00:05:02	02:03:34	06:11:27
1390	1171	Jean Baduel	M	M25-29	 - FRA	00:43:27	00:09:31	03:19:06	00:06:22	01:53:06	06:11:30
1391	776	Katia Mrowiec	F	F50-54	 - FRA	00:32:17	00:07:51	03:23:36	00:05:40	02:02:16	06:11:38
1392	1200	Miek Gambart	F	F50-54	 - BEL	00:38:42	00:10:08	03:08:56	00:04:35	02:09:21	06:11:41
1393	466	Julien Grazzini	M	M35-39	 - FRA	00:34:34	00:12:28	03:22:46	00:08:35	01:53:21	06:11:42
1394	1177	Sophie Costa	F	F50-54	 - FRA	00:40:47	00:08:58	03:17:25	00:04:58	01:59:37	06:11:43
1395	1162	Guillaume Vannier-moreau	M	M40-44	 - FRA	00:38:41	00:12:23	03:18:55	00:13:20	01:48:29	06:11:47
1396	734	Marie Lemire	F	F25-29	 - FRA	00:38:23	00:09:54	03:10:13	00:07:45	02:05:35	06:11:47
1397	665	Laurence Breyngaert	F	F25-29	 - BEL	00:41:09	00:07:57	03:21:18	00:03:43	01:57:55	06:12:01
1398	1552	Edward Lawrence-Jones	M	M30-34	 - GBR	00:40:09	00:12:08	03:18:08	00:08:32	01:53:10	06:12:05
1399	1708	Sarah Carroen	F	F30-34	 - LBN	00:41:27	00:08:56	03:18:07	00:06:51	01:56:47	06:12:06
1400	417	Yoann Demolder	M	M30-34	 - BEL	00:44:37	00:16:55	03:26:21	00:07:20	01:36:58	06:12:08
1401	1251	Mikael Rosengren	M	M40-44	 - SWE	00:36:36	00:09:17	03:41:01	00:05:54	01:39:25	06:12:11
1402	1680	Mickael BEN IKEN	M	M25-29	 - FRA	00:43:37	00:10:26	03:21:15	00:07:03	01:49:59	06:12:19
1403	1480	Xavier André	M	M35-39	 - FRA	00:42:45	00:10:36	03:13:03	00:08:43	01:57:23	06:12:28
1404	1892	Aurelie Disdier	F	F25-29	 - FRA	00:43:58	00:09:13	03:12:49	00:04:16	02:02:25	06:12:39































Age Groups - Overall Results

Pos	Start #	Athlete	Gender	Division	Country		T1		T2		Time
1405	1304	SYLVAIN ROBINET	M	M35-39	 - FRA	00:37:21	00:12:46	03:24:51	00:07:06	01:50:40	06:12:41
1406	1264	Pablo COUSELO	M	M30-34	 - CHE	00:44:27	00:16:58	03:15:57	00:10:09	01:45:18	06:12:47
1407	1081	SYLVIE MARTY	F	F55-59	 - FRA	00:43:10	00:10:39	03:13:16	00:06:19	01:59:28	06:12:49
1408	408	Julien Marche	M	M30-34	 - FRA	00:48:24	00:10:01	03:07:52	00:06:34	02:00:06	06:12:55
1409	1521	Pierre KALIL	M	M30-34	 - FRA	00:37:10	00:07:46	03:21:33	00:03:41	02:02:50	06:12:57
1410	431	Sonia Doumit	F	F45-49	 - BEL	00:39:03	00:10:51	03:12:42	00:04:55	02:05:42	06:13:11
1411	1041	Willem Hebly	M	M30-34	 - NLD	00:43:24	00:11:54	03:10:24	00:07:44	01:59:49	06:13:12
1412	771	Philippe Coton	M	M30-34	 - FRA	00:36:55	00:10:57	03:10:58	00:06:39	02:07:53	06:13:21
1413	1354	Guillaume Clergeot	M	M50-54	 - FRA	00:44:51	00:08:51	03:15:04	00:07:23	01:57:18	06:13:25
1414	1683	Romain LLANES	M	M30-34	 - FRA	00:30:55	00:10:39	03:26:56	00:08:32	01:56:31	06:13:31
1415	1290	Maxence Maurice	M	M45-49	 - FRA	00:41:38	00:09:01	03:02:43	00:05:30	02:14:40	06:13:31
1416	1132	Sebastien LILLO	M	M50-54	 - ITA	00:42:24	00:11:41	03:17:59	00:07:34	01:53:56	06:13:33
1417	122	Geneviève David	F	F55-59	 - FRA	00:41:54	00:09:37	03:18:54	00:04:05	01:59:08	06:13:35
1418	1809	Eric Briers	M	M60-64	 - FRA	00:37:54	00:12:14	03:11:38	00:11:56	01:59:58	06:13:38
1419	1878	Andrea Tassistro	M	M30-34	 - CHE	00:35:30	00:08:25	03:09:52	00:05:49	02:14:04	06:13:38
1420	338	NICOLA LUNA	M	M45-49	 - ITA	00:39:19	00:09:16	03:18:40	00:09:47	01:56:38	06:13:38
1421	1316	Thomas Bou	M	M35-39	 - FRA	00:47:03	00:12:34	03:14:43	00:06:34	01:52:54	06:13:46
1422	1690	Jean-Christophe GUIOT	M	M40-44	 - FRA	00:39:09	00:10:09	03:14:29	00:04:50	02:05:18	06:13:54
1423	326	Constantin Trudel	M	M35-39	 - CAN	00:48:39	00:08:40	03:05:00	00:09:28	02:02:11	06:13:56
1424	1606	Julien Sowa	M	M40-44	 - FRA	00:39:42	00:09:38	03:17:08	00:06:26	02:01:04	06:13:56
1425	571	Abel Parrisé	M	M25-29	 - FRA	00:39:09	00:09:28	03:09:34	00:04:57	02:10:51	06:13:57
1426	1046	Diane Albrecht	F	F25-29	 - FRA	00:38:34	00:08:09	03:21:10	00:05:34	02:00:38	06:14:03
1427	2051	Michel Beneventi	M	M50-54	 - CHE	00:43:40	00:11:16	03:14:46	00:07:57	01:56:29	06:14:07
1428	1160	Ludovic GRIBOVAL	M	M55-59	 - FRA	00:46:01	00:11:59	03:04:45		13:52:00	06:14:15
1429	810	Martin Gillet	M	M18-24	 - FRA	00:45:10	00:14:36	03:06:31	00:07:00	02:01:04	06:14:18
1430	1575	Charles Kanengieser	M	M35-39	 - FRA	00:49:07	00:09:19	03:05:31	00:03:59	02:06:31	06:14:25
1431	1357	Emeric Lasnier	M	M30-34	 - FRA	00:42:59	00:21:54	03:17:19	00:11:09	01:41:21	06:14:41































Age Groups - Overall Results

Pos	Start #	Athlete	Gender	Division	Country		T1		T2		Time
1432	822	MARC PURSER	M	M60-64	 - FRA	00:47:21	00:09:44	03:14:56	00:09:15	01:53:29	06:14:43
1433	1718	Diego Van Heurck	M	M25-29	 - BEL	00:43:05	00:09:08	03:06:04	00:04:37	02:11:51	06:14:43
1434	1825	Harry Marsh	M	M25-29	 - GBR	00:47:25	00:09:11	03:10:37	00:04:37	02:03:02	06:14:50
1435	1879	Deniz Kern	M	M30-34	 - DEU	00:35:19	00:16:22	03:05:45	00:10:01	02:07:28	06:14:53
1436	1657	Nicolas Garcia	M	M30-34	 - FRA	00:42:43	00:10:00	03:29:33	00:05:38	01:47:02	06:14:54
1437	688	David Bonjean	M	M50-54	 - BEL	00:46:04	00:08:58	03:02:48	00:05:02	02:12:04	06:14:54
1438	1089	Thomas Aulibé	M	M30-34	 - FRA	00:39:11	00:15:50	03:23:01	00:08:20	01:48:35	06:14:56
1439	1236	Giulia Piolanti	F	F35-39	 - ITA	00:31:49	00:07:15	03:48:09	00:04:52	01:43:08	06:15:11
1440	416	Guillaume Chevallier	M	M30-34	 - FRA	00:43:41	00:08:15	03:15:43	00:05:21	02:02:15	06:15:14
1441	131	Frederic Teboul	M	M65-69	 - FRA	00:39:21	00:10:12	03:13:37	00:04:50	02:07:31	06:15:29
1442	292	jean-baptiste vennat	M	M35-39	 - FRA	00:35:17	00:12:26	03:26:38	00:06:40	01:54:30	06:15:29
1443	1593	Federico Sguazzini	M	M35-39	 - ITA	00:39:45	00:11:07	03:13:49	00:06:30	02:04:29	06:15:37
1444	495	Christophe Plichard	M	M50-54	 - FRA	00:49:12	00:07:24	03:13:42	00:03:46	02:01:39	06:15:40
1445	1526	Nicolas BOUIT	M	M30-34	 - FRA	00:41:10	00:08:17	03:09:26	00:04:54	02:11:58	06:15:42
1446	1350	Christophe LETEURTRE	M	M40-44	 - FRA	00:45:18	00:08:55	03:27:00	00:05:12	01:49:21	06:15:44
1447	2062	AMANDINE CHARBONNEL RE	F	F30-34	 - FRA	00:41:29	00:07:40	03:24:40	00:03:42	01:58:18	06:15:47
1448	775	Virginie PELLIEUX	F	F45-49	 - FRA	00:34:05	00:07:20	03:16:07	00:04:08	02:14:09	06:15:48
1449	1625	Médéric d'ANNOUX	M	M35-39	 - FRA	00:48:44	00:13:32	03:18:02	00:08:55	01:46:39	06:15:52
1450	1764	REGIS FOURCADE	M	M45-49	 - FRA	00:39:58	00:12:12	03:18:14	00:07:41	01:58:00	06:16:03
1451	1651	Nathalie Simon	F	F55-59	 - FRA	00:39:12	00:07:08	03:22:08	00:05:57	02:01:48	06:16:11
1452	1310	Caroline Bresciano	F	F25-29	 - ITA	00:29:22	00:11:27	03:13:14	00:07:15	02:15:00	06:16:16
1453	839	Stephane DUTHE	M	M45-49	 - FRA	00:38:40	00:09:15	03:25:35	00:04:23	01:58:28	06:16:18
1454	694	Julien LUC	M	M40-44	 - FRA	00:43:34	00:08:36	03:15:36	00:04:38	02:04:00	06:16:22
1455	1163	Fritz Müller	M	M40-44	 - DEU	00:47:41	00:11:49	03:16:20	00:05:01	01:55:40	06:16:29
1456	1717	Margaux Gregoir	F	F30-34	 - FRA	00:47:45	00:12:02	03:14:04	00:05:53	01:57:00	06:16:42
1457	653	Roger Affolter	M	M18-24	 - CHE	00:38:42	00:09:51	03:25:54	00:09:38	01:52:49	06:16:52
1458	1859	JULIA LAVIRON	F	F30-34	 - FRA	00:44:18	00:10:08	03:15:12	00:07:53	01:59:29	06:16:59































Age Groups - Overall Results

Pos	Start #	Athlete	Gender	Division	Country		T1		T2		Time
1459	251	Aurélien Roux	M	M30-34	 - FRA	00:45:56	00:09:13	03:24:16	00:05:46	01:51:56	06:17:04
1460	711	Harry Hollowood	M	M30-34	 - GBR	00:46:39	00:09:10	03:13:04	00:07:42	02:00:38	06:17:11
1461	1071	Florence Dony	F	F50-54	 - FRA	00:46:27	00:11:38	02:59:35	00:07:31	02:12:07	06:17:15
1462	615	Benjamin Savoye	M	M35-39	 - FRA	00:44:07	00:10:41	03:22:34	00:06:38	01:53:26	06:17:24
1463	718	Alain Rodde	M	M65-69	 - LUX	00:45:32	00:10:38	03:07:43	00:05:41	02:07:56	06:17:28
1464	1501	Claire Thollot	F	F30-34	 - FRA	00:40:07	00:10:59	03:26:40	00:07:19	01:52:29	06:17:32
1465	1493	Olivier Lugand	M	M30-34	 - FRA	00:33:54	00:17:21	03:26:40	00:07:46	01:52:01	06:17:40
1466	1739	Mathilde DELEPAUT	F	F30-34	 - FRA	00:37:18	00:13:33	03:19:49	00:08:26	01:58:37	06:17:41
1467	305	Nicolas Chopard	M	M45-49	 - FRA	00:41:00	00:11:44	03:09:43	00:08:01	02:07:17	06:17:43
1468	1685	Arthur Gravier	M	M30-34	 - FRA	00:39:40	00:12:10	03:08:10	00:09:11	02:08:38	06:17:47
1469	935	Maurice Wery	M	M35-39	 - FRA	00:42:58	00:11:23	03:25:40	00:06:49	01:51:01	06:17:49
1470	1776	Bastien CARVES	M	M25-29	 - FRA	00:41:24	00:12:02	03:19:28	00:08:45	01:56:15	06:17:51
1471	637	Daniel Iglesias	M	M45-49	 - ESP	00:38:37	00:07:29	03:16:03	00:04:49	02:11:01	06:17:57
1472	811	Jean-Philippe Riant	M	M55-59	 - FRA	00:47:09	00:12:37	02:52:49	00:06:56	02:18:30	06:17:59
1473	403	Philippe MARCHE	M	M55-59	 - FRA	00:44:46	00:16:41	03:08:12	00:12:22	01:56:04	06:18:04
1474	1058	Joost Van der biesen	M	M25-29	 - BEL	00:45:58	00:11:47	03:13:49	00:09:34	01:57:12	06:18:17
1475	1664	Jean Paul COHEN	M	M50-54	 - FRA	00:44:40	00:10:40	03:02:38	00:08:10	02:12:14	06:18:20
1476	1811	Adrien Gautier	M	M25-29	 - FRA	00:44:49	00:08:11	03:26:32	00:08:03	01:50:54	06:18:26
1477	1280	franck chaufournais	M	M50-54	 - FRA	00:38:30	00:11:52	03:12:46	00:08:00	02:07:20	06:18:26
1478	1142	timy hemonet	M	M25-29	 - FRA	00:43:55	00:09:36	03:25:43	00:07:53	01:51:22	06:18:29
1479	955	Vincent Matias	M	M30-34	 - FRA	00:37:17	00:08:22	03:36:34	00:05:49	01:50:30	06:18:30
1480	2045	jean luc GENDRON	M	M60-64	 - FRA	00:54:15	00:17:32	03:05:24	00:07:03	01:54:20	06:18:32
1481	1551	Aurelien Ferre	M	M30-34	 - FRA	00:46:09	00:10:23	03:17:17	00:07:21	01:57:26	06:18:34
1482	1988	Jill Bollen	F	F25-29	 - NLD	00:46:26	00:13:20	03:16:47	00:07:30	01:54:37	06:18:39
1483	233	Jérémi VANIER	M	M25-29	 - FRA	00:43:09	00:05:21	03:19:42	00:04:26	02:06:09	06:18:44
1484	1772	Antoine LE HUÉROU	M	M25-29	 - FRA	00:44:36	00:09:28	03:07:40	00:05:59	02:11:14	06:18:55
1485	1464	Mathieu BOULARD	M	M25-29	 - FRA	00:47:28	00:12:33	03:20:03	00:08:27	01:50:34	06:19:03































Age Groups - Overall Results

Pos	Start #	Athlete	Gender	Division	Country		T1		T2		Time
1486	1709	Guy LEFRANC	M	M60-64	 - FRA	00:47:28	00:08:09	03:09:08	00:05:26	02:09:08	06:19:16
1487	1347	Arnaud Vatrinet	M	M30-34	 - FRA	00:49:03	00:08:39	03:12:08	00:04:13	02:05:32	06:19:32
1488	808	Peter Lang	M	M35-39	 - USA	00:58:46	00:08:38	03:13:00	00:04:04	01:55:12	06:19:39
1489	1416	Tom Vaughan-Edwards	M	M30-34	 - GBR	00:39:18	00:07:08	03:27:35	00:07:19	01:58:22	06:19:40
1490	1681	Benjamin Marchand	M	M18-24	 - BEL	00:40:17	00:10:56	02:55:45	00:09:09	02:23:49	06:19:54
1491	574	Patrycja Weideman	F	F30-34	 - POL	00:32:25	00:06:17	03:20:54	00:04:19	02:16:03	06:19:55
1492	2000	RUDY PRINTEMPS	M	M40-44	 - FRA	00:44:38	00:10:38	03:17:34	00:09:27	01:57:45	06:19:58
1493	1705	Sandrine Limantour	F	F50-54	 - FRA	00:38:08	00:09:57	03:24:12	00:05:25	02:02:19	06:19:59
1494	1714	Julien Gigoi	M	M35-39	 - FRA	00:47:05	00:12:48	03:22:59	00:09:10	01:48:03	06:20:04
1495	1499	Adam Berg	M	M45-49	 - USA	00:39:48	00:12:25	03:35:44	00:07:08	01:45:21	06:20:25
1496	2076	Geoffrey Parussini	M	M30-34	 - FRA	00:46:11	00:09:19	03:18:33	00:05:38	02:00:47	06:20:25
1497	859	Philippe Farsy	M	M65-69	 - FRA	00:46:04	00:09:39	03:30:00	00:05:44	01:49:02	06:20:27
1498	353	Antoine Brunaux	M	M30-34	 - FRA	00:40:43	00:08:43	02:55:25	00:05:38	02:30:26	06:20:53
1499	1068	Xavier PLAISANCE	M	M50-54	 - FRA	00:39:00	00:09:23	03:18:44	00:03:34	02:10:17	06:20:56
1500	1822	Maxime Parmentier	M	M40-44	 - BEL	00:51:43	00:12:59	03:18:17	00:07:20	01:50:43	06:21:00
1501	2115	Daniel Cavaillé	M	M55-59	 - FRA	00:45:51	00:08:45	03:23:15	00:05:56	01:57:39	06:21:24
1502	1576	ALEXANDRE ENGEL	M	M30-34	 - FRA	00:37:26	00:09:28	03:16:17	00:05:18	02:13:00	06:21:27
1503	1590	Thomas Lamboley	M	M30-34	 - FRA	00:34:34	00:11:12	03:21:45	00:06:51	02:07:09	06:21:28
1504	1452	Samuel Mornet	M	M30-34	 - FRA	00:34:10	00:11:01	03:12:34	00:05:22	02:18:29	06:21:33
1505	375	SYLVAIN LELIEVRE	M	M50-54	 - FRA	00:42:18	00:09:36	03:19:39	00:05:27	02:04:39	06:21:36
1506	2112	Stephane Plante	M	M50-54	 - FRA	00:41:42	00:13:56	03:14:44	00:09:08	02:02:12	06:21:40
1507	1936	Lucas JOST	M	M30-34	 - FRA	00:45:12	00:07:30	03:14:58	00:06:10	02:07:59	06:21:47
1508	646	Jordan Dyer	M	M18-24	 - GBR	00:33:57	00:07:41	03:27:43	00:07:41	02:04:48	06:21:48
1509	221	Gilles Graduel	M	M30-34	 - FRA	00:36:11	00:06:42	03:08:35	00:05:03	02:25:22	06:21:51
1510	1045	nicolas giliberti	M	M35-39	 - FRA	00:39:01	00:09:16	03:23:15	00:04:54	02:05:33	06:21:58
1511	1775	Gaël Juranville	M	M45-49	 - CHE	00:49:49	00:12:43	03:09:15	00:08:45	02:01:39	06:22:09
1512	623	Christophe LAPORTE	M	M55-59	 - FRA	00:39:05	00:12:50	03:26:45	00:07:31	01:56:10	06:22:19































Age Groups - Overall Results

Pos	Start #	Athlete	Gender	Division	Country		T1		T2		Time
1513	707	Bruno FALANCHERE	M	M55-59	 - FRA	00:40:27	00:11:26	03:25:23	00:05:28	01:59:39	06:22:21
1514	386	Samuel André	M	M40-44	 - BEL	00:40:56	00:11:13	03:09:55	00:08:58	02:11:23	06:22:23
1515	881	Louis ROUSSEAU	M	M30-34	 - FRA	00:47:03	00:13:38	03:13:01	00:06:23	02:02:22	06:22:26
1516	1596	Ihar Semianchuk	M	M30-34	 - GBR	00:43:39	00:10:46	03:05:47	00:09:03	02:13:19	06:22:32
1517	480	Aurore CAUSSE	F	F40-44	 - FRA	00:41:10	00:09:29	03:34:10	00:05:29	01:52:18	06:22:34
1518	113	Magali Laurent	F	F50-54	 - FRA	00:35:43	00:09:16	03:28:25	00:06:11	02:03:13	06:22:45
1519	1408	Jorne Kippers	M	M25-29	 - BEL	00:43:17	00:09:14	03:16:04	00:07:49	02:06:38	06:22:59
1520	1972	Hugo DELAROUX	M	M30-34	 - FRA	00:41:50	00:08:05	03:17:21	00:07:17	02:08:37	06:23:08
1521	590	Alexis Thiounn	M	M35-39	 - FRA	00:45:32	00:10:05	03:39:14	00:06:01	01:42:22	06:23:11
1522	1292	SEBASTIEN DZUIRA	M	M45-49	 - FRA	00:47:06	00:10:59	03:27:18	00:07:32	01:50:23	06:23:15
1523	1055	Arthur Canel	M	M25-29	 - FRA	00:50:58	00:09:51	03:25:35	00:07:11	01:49:44	06:23:19
1524	1094	Arnaud Boussac	M	M35-39	 - FRA	00:54:03	00:09:30	02:58:32	00:06:31	02:14:55	06:23:28
1525	1456	Sebastien Robert	M	M35-39	 - FRA	00:36:41	00:10:56	03:35:41	00:04:41	01:55:42	06:23:39
1526	1005	RODOLPHE LEROY	M	M45-49	 - FRA	00:42:24	00:11:12	02:58:26	00:07:20	02:24:23	06:23:43
1527	713	Bruno Riffeser Monti	M	M30-34	 - ITA	00:42:40	00:11:23	03:19:14	00:07:43	02:02:48	06:23:45
1528	1345	Loic Ponsan	M	M30-34	 - FRA	00:45:17	00:10:20	03:15:17	00:05:01	02:07:54	06:23:47
1529	412	Pierre Brandizi	M	M35-39	 - FRA	00:43:06	00:09:07	03:07:28	00:04:45	02:19:34	06:23:58
1530	2018	VIRGINIE LUCAS	F	F40-44	 - FRA	00:41:36	00:12:25	03:13:21	00:06:21	02:10:25	06:24:06
1531	745	Max Burnett	M	M30-34	 - JEY	00:41:07	00:09:36	03:29:34	00:06:10	01:57:42	06:24:07
1532	1278	Edouard Boukari	M	M25-29	 - FRA	00:41:45	00:10:29	03:26:01	00:06:15	01:59:50	06:24:19
1533	1424	Hocine Betraoui	M	M50-54	 - FRA	00:53:47	00:13:15	03:20:48	00:05:03	01:51:28	06:24:19
1534	1752	Baptiste DURAND	M	M35-39	 - FRA	00:42:05	00:13:41	03:14:20	00:11:37	02:02:42	06:24:23
1535	489	Mathieu Jean	M	M25-29	 - FRA	00:38:11	00:10:01	03:16:21	00:07:27	02:12:28	06:24:26
1536	612	Josh Bethany	M	M25-29	 - USA	00:41:13	00:15:51	03:20:44	00:09:08	01:57:47	06:24:42
1537	1834	Cédric Ghizzo	M	M45-49	 - FRA	00:40:23	00:11:27	03:15:13	00:07:53	02:10:00	06:24:53
1538	1091	Mathieu GUINDE	M	M30-34	 - FRA	00:38:35	00:09:56	03:18:58	00:08:03	02:09:26	06:24:55
1539	1528	joshua fawssett	M	M30-34	 - GBR	00:43:44	00:09:55	03:34:29	00:06:30	01:50:20	06:24:57































Age Groups - Overall Results

Pos	Start #	Athlete	Gender	Division	Country		T1		T2		Time
1540	1059	Guillaume Poulain	M	M45-49	 - FRA	00:45:06	00:12:25	03:27:17	00:06:14	01:53:59	06:24:58
1541	492	Florent Frasse	M	M35-39	 - FRA	00:42:34	00:07:49	03:22:31	00:03:39	02:08:28	06:24:59
1542	606	Craig Lair	M	M25-29	 - USA	00:43:49	00:13:32	03:20:38	00:09:14	01:57:47	06:24:59
1543	1943	Melodie Kinet	F	F35-39	 - FRA	00:51:38	00:10:02	03:15:38	00:07:45	02:00:05	06:25:05
1544	1506	Olivier Paul-Reynaud	M	M30-34	 - FRA	00:38:52	00:10:57	03:23:08	00:08:14	02:03:59	06:25:07
1545	1473	Emmanuel Faivre	M	M45-49	 - FRA	00:48:22	00:09:55	03:11:47	00:07:40	02:07:37	06:25:19
1546	631	Didier Spagnolo	M	M55-59	 - FRA	00:38:04	00:11:01	03:24:13	00:07:20	02:04:44	06:25:22
1547	733	William Servalli	M	M25-29	 - FRA	00:31:01	00:11:20	03:33:29	00:08:18	02:01:23	06:25:29
1548	1763	Arthur BERTRAND	M	M30-34	 - FRA	00:33:58	00:10:09	03:13:49	00:05:32	02:22:11	06:25:35
1549	922	Anselme Millan	M	M50-54	 - FRA	00:49:34	00:11:34	03:06:03	00:05:51	02:12:36	06:25:36
1550	1513	Sophie Copson	F	F30-34	 - GBR	00:36:38	00:07:24	03:30:42	00:04:58	02:06:03	06:25:43
1551	1561	Angelo SALVATORE	M	M45-49	 - ITA	00:36:49	00:10:08	03:02:42	00:04:26	02:31:46	06:25:50
1552	1715	Romain Delomenie	M	M18-24	 - FRA	00:48:38	00:13:52	03:23:35	00:07:04	01:52:43	06:25:50
1553	516	Chris Roberts	M	M35-39	 - GBR	00:47:00	00:07:31	03:27:36	00:04:33	01:59:17	06:25:54
1554	1355	Guilhem Escudier	M	M40-44	 - FRA	00:40:48	00:14:02	03:17:23	00:05:34	02:08:11	06:25:55
1555	444	Alexandre MARTINS	M	M25-29	 - PRT	00:41:10	00:08:26	03:21:52	00:06:22	02:08:08	06:25:56
1556	731	Matthieu Mayence	M	M35-39	 - FRA	00:34:29	00:09:59	03:09:46	00:09:13	02:22:34	06:25:59
1557	1325	Filip Vanderbauwhede	M	M35-39	 - BEL	00:44:49	00:12:10	03:11:37	00:08:56	02:08:30	06:26:00
1558	443	Hugo Muzelle	M	M30-34	 - FRA	00:43:25	00:09:10	03:12:49	00:05:42	02:15:10	06:26:13
1559	1813	Hugo Mercusot	M	M30-34	 - FRA	00:49:44	00:08:11	03:11:44	00:11:05	02:05:41	06:26:23
1560	1074	guillaume barbot	M	M40-44	 - FRA	00:45:45	00:09:10	03:11:59	00:07:10	02:12:24	06:26:26
1561	807	eric gillet	M	M45-49	 - FRA	00:48:08	00:13:02	03:16:19	00:08:04	02:01:04	06:26:34
1562	1337	Jacob Pedersen	M	M50-54	 - DNK	00:42:33	00:08:53	03:17:03	00:06:13	02:11:56	06:26:35
1563	1035	Adam Van der Beke	M	M40-44	 - CAN	00:47:27	00:11:02	03:28:28	00:07:00	01:52:45	06:26:40
1564	2029	Sébastien Dequévy	M	M30-34	 - BEL	00:46:02	00:18:07	03:20:46	00:09:14	01:52:46	06:26:53
1565	1198	Guillaume Jagle	M	M40-44	 - FRA	00:42:02	00:12:59	03:22:43	00:10:24	01:58:49	06:26:56
1566	1738	Benoit Chorbadjian	M	M30-34	 - FRA	00:50:04	00:10:36	03:16:27	00:06:04	02:03:59	06:27:09































Age Groups - Overall Results

Pos	Start #	Athlete	Gender	Division	Country		T1		T2		Time
1567	1018	Paula Morocutti	F	F45-49	 - CHE	00:40:47	00:07:55	03:17:28	00:06:28	02:14:38	06:27:15
1568	910	Alexandre Davier	M	M25-29	 - FRA	00:49:42	00:07:42	03:11:02	00:05:53	02:13:01	06:27:19
1569	619	Phil Sumner	M	M55-59	 - GBR	00:40:29	00:10:13	03:28:27	00:08:49	01:59:28	06:27:24
1570	704	Damian Vallee	M	M18-24	 - FRA	00:40:33	00:08:49	03:18:00	00:08:25	02:11:49	06:27:35
1571	751	Gilberto Paraiso	M	M30-34	 - PRT	00:42:59	00:11:22	03:18:32	00:07:20	02:07:33	06:27:44
1572	821	Bernard Mullier	M	M65-69	 - FRA	00:41:16	00:14:50	03:12:28	00:04:52	02:14:30	06:27:54
1573	385	Thierry GHEERAERT	M	M50-54	 - FRA	00:40:23	00:13:05	03:22:20	00:09:31	02:02:37	06:27:55
1574	422	Jennifer Chuu	F	F30-34	 - USA	00:40:57	00:11:06	03:38:00	00:06:03	01:51:55	06:27:58
1575	757	Stephane Rogez	M	M25-29	 - FRA	00:40:00	00:09:00	03:35:08	00:07:06	01:56:53	06:28:06
1576	1090	Maxence Dubois	M	M30-34	 - FRA	00:51:11	00:09:19	03:16:55	00:09:19	02:01:32	06:28:13
1577	1610	Jens Traunsberger	M	M55-59	 - DEU	00:41:33	00:10:00	03:13:47	00:07:04	02:15:58	06:28:20
1578	990	Hugo Pech	M	M25-29	 - FRA	00:37:35	00:14:34	03:16:44	00:15:37	02:04:06	06:28:34
1579	198	Olivier CHENET	M	M40-44	 - FRA	00:45:45	00:08:10	03:12:08	00:06:18	02:16:19	06:28:37
1580	724	Jack Yetman	M	M25-29	 - GBR	00:33:39	00:09:06	03:24:11	00:08:13	02:13:34	06:28:41
1581	497	Andrew Chamberlain	M	M50-54	 - GBR	00:29:14	00:09:36	03:41:44	00:08:50	01:59:31	06:28:52
1582	1048	Elisabetta De Santis	F	F60-64	 - ITA	00:39:34	00:07:52	03:38:07	00:04:01	01:59:26	06:28:58
1583	1150	Wouter Van Wersch	M	M55-59	 - NLD	00:44:35	00:08:31	03:14:34	00:05:40	02:15:53	06:29:12
1584	1875	bastien oliveira	M	M18-24	 - FRA	00:44:41	00:13:32	03:17:08	00:14:10	01:59:47	06:29:16
1585	1433	Jeremie Blanchard	M	M35-39	 - FRA	00:49:20	00:14:02	03:08:42	00:07:18	02:10:05	06:29:24
1586	1677	Florian Racle	M	M35-39	 - FRA	00:49:30	00:09:26	03:26:28	00:04:54	01:59:25	06:29:41
1587	1481	Elsa Maccario	F	F25-29	 - FRA	00:39:36	00:08:57	03:31:38	00:05:46	02:03:49	06:29:44
1588	536	Griet De Wulf	F	F50-54	 - BEL	00:37:38	00:08:03	03:19:28	00:07:11	02:17:30	06:29:48
1589	1833	Yann Orcel	M	M45-49	 - FRA	00:41:28	00:20:28	03:19:13	00:09:22	01:59:25	06:29:55
1590	1218	Tom Menager	M	M25-29	 - FRA	00:46:55	00:09:57	03:34:53	00:07:25	01:50:48	06:29:55
1591	197	Thibault Rolando	M	M35-39	 - FRA	00:37:09	00:10:21	03:26:12	00:07:08	02:09:18	06:30:06
1592	493	Jan Eberhardt	M	M65-69	 - CAN	00:37:50	00:08:33	03:22:17	00:07:55	02:13:37	06:30:09
1593	1827	Benoit Langevin	M	M35-39	 - FRA	00:34:32	00:09:07	03:20:26	00:05:05	02:21:06	06:30:14































Age Groups - Overall Results

Pos	Start #	Athlete	Gender	Division	Country		T1		T2		Time
1594	1299	Benjamin Dupuis	M	M25-29	 - FRA	00:46:22	00:12:53	03:21:55	00:06:35	02:02:42	06:30:25
1595	1983	Oscar Roselló Bayot	M	M25-29	 - ESP	00:40:33	00:13:38	03:34:55	00:08:53	01:52:29	06:30:28
1596	1273	William BOUSSEAU	M	M45-49	 - FRA	00:49:34	00:11:11	03:13:25	00:06:25	02:10:03	06:30:36
1597	1889	Felix Busch	M	M25-29	 - DEU	00:48:26	00:10:05	03:25:30	00:07:22	01:59:27	06:30:48
1598	1594	Daniel Niemann	M	M35-39	 - DEU	00:42:50	00:13:08	03:33:30	00:12:50	01:48:49	06:31:04
1599	1100	Victor JOANNES	M	M40-44	 - FRA	00:43:21	00:08:25	03:31:43	00:08:30	01:59:14	06:31:10
1600	432	Paul Perez	M	M30-34	 - FRA	00:37:55	00:07:51	03:20:05	00:07:28	02:17:54	06:31:11
1601	1470	Aurélie HONTANG	F	F30-34	 - FRA	00:34:30	00:08:39	03:26:06	00:06:44	02:15:20	06:31:16
1602	1580	Mark Gast	M	M65-69	 - NOR	00:39:36	00:09:53	03:16:51	00:05:36	02:19:25	06:31:19
1603	1321	Catherine PLASSE	F	F40-44	 - FRA	00:40:04	00:10:02	03:30:23	00:09:29	02:01:24	06:31:21
1604	728	marine Lorente	F	F30-34	 - FRA	00:40:20	00:14:50	03:17:45	00:07:55	02:10:34	06:31:21
1605	542	RICHIE LATHALL	M	M35-39	 - GBR	00:39:36	00:08:49	03:34:43	00:06:20	02:01:54	06:31:22
1606	1761	Camille Barbier	F	F18-24	 - FRA	00:39:50	00:09:52	03:33:02	00:06:34	02:02:12	06:31:27
1607	1241	Jonathan Wood	M	M50-54	 - GBR	00:45:17	00:09:25	03:10:45	00:07:19	02:18:50	06:31:33
1608	1907	Gordon Hamilton	M	M25-29	 - GBR	00:38:48	00:10:33	03:21:06	00:07:01	02:14:14	06:31:41
1609	1533	Brynne Merkley	F	F25-29	 - USA	00:37:03	00:07:28	03:37:42	00:06:28	02:03:15	06:31:55
1610	1294	Thibaut Vinchon	M	M30-34	 - FRA	00:35:55	00:13:28	03:41:29	00:08:40	01:52:32	06:32:03
1611	1909	Lise Hilger	F	F35-39	 - FRA	00:37:30	00:12:36	03:42:17	00:09:30	01:50:14	06:32:04
1612	968	Solenne Morel	F	F25-29	 - FRA	00:39:16	00:07:21	03:20:52	00:06:53	02:18:05	06:32:26
1613	1967	Sebastien Deleuze	M	M50-54	 - FRA	00:34:43	00:10:25	03:20:54	00:09:15	02:17:18	06:32:34
1614	605	Clement Cesarine	M	M30-34	 - FRA	00:40:20	00:11:12	03:39:39	00:07:42	01:53:45	06:32:35
1615	915	Quentin Mathieu	M	M25-29	 - FRA	00:40:37	00:08:21	03:26:09	00:05:43	02:11:55	06:32:43
1616	2108	Pierre-Philippe JARRE	M	M55-59	 - FRA	00:40:01	00:13:51	03:21:56	00:08:17	02:08:49	06:32:53
1617	1849	Anthony DUMARTEREY	M	M30-34	 - FRA	00:34:32	00:09:22	03:28:31	00:07:48	02:12:46	06:32:58
1618	1351	Amaury Pelegrin	M	M35-39	 - FRA	00:33:44	00:11:04	03:28:58	00:09:31	02:09:46	06:33:01
1619	1043	Mathias Orel	M	M35-39	 - DEU	00:45:46	00:12:01	03:25:13	00:12:44	01:57:32	06:33:14
1620	74	Maria Kolosova	F	F55-59	 - NEU	00:43:47	00:07:16	03:47:39	00:04:29	01:50:08	06:33:18































Age Groups - Overall Results

Pos	Start #	Athlete	Gender	Division	Country		T1		T2		Time
1621	1852	Jonathan Lonske	M	M50-54	 - USA	00:42:30	00:09:59	03:26:04	00:05:08	02:09:43	06:33:22
1622	741	Alexandre RACHA	M	M18-24	 - FRA	00:39:29	00:14:47	03:29:29	00:10:40	01:59:06	06:33:30
1623	1754	Thomas BRULLE	M	M30-34	 - FRA	00:41:15	00:09:45	03:26:35	00:05:23	02:10:36	06:33:31
1624	1421	Mickael Goncalves	M	M35-39	 - PRT	00:48:15	00:09:12	03:28:32	00:05:12	02:02:25	06:33:34
1625	719	MAURILIO USAI	M	M50-54	 - ITA	00:44:06	00:14:41	03:22:05	00:07:32	02:05:18	06:33:40
1626	1448	Morgan AUFFRET	M	M30-34	 - FRA	00:40:52	00:09:06	03:14:24	00:05:55	02:23:32	06:33:47
1627	917	badre kabba	M	M40-44	 - FRA	00:42:08	00:11:18	03:31:15	00:07:29	02:01:57	06:34:04
1628	723	Hugo Perron	M	M25-29	 - FRA	00:42:04	00:09:35	03:27:07	00:06:23	02:09:11	06:34:19
1629	1695	Francois Bahu	M	M35-39	 - FRA	00:33:09	00:12:56	03:24:43	00:09:46	02:14:45	06:35:17
1630	1509	Alexandre Derras	M	M18-24	 - FRA	00:36:06	00:08:52	03:40:36	00:05:41	02:04:08	06:35:21
1631	828	Olivier OVERLOT	M	M45-49	 - FRA	00:41:18	00:12:09	03:12:37	00:08:24	02:21:06	06:35:32
1632	1326	Eléonore Sellin	F	F25-29	 - FRA	00:38:16	00:11:21	03:29:41	00:07:06	02:09:12	06:35:33
1633	801	Philippe Leys	M	M55-59	 - BEL	00:40:48	00:09:18	03:10:24	00:06:53	02:28:14	06:35:34
1634	1637	Mehdi Ourtane	M	M30-34	 - FRA	00:43:13	00:10:58	03:14:48	00:07:12	02:19:27	06:35:36
1635	2090	Jean-Sébastien LECOMTE	M	M55-59	 - FRA	00:40:47	00:10:08	03:15:45	00:09:00	02:19:59	06:35:37
1636	1323	Pierre-Antoine Boillon	M	M35-39	 - FRA	00:45:41	00:11:02	03:27:48	00:07:41	02:03:38	06:35:49
1637	447	Jerome Rothacker	M	M40-44	 - FRA	00:42:12	00:10:12	03:28:56	00:05:49	02:08:45	06:35:52
1638	1646	damien delgrande	M	M35-39	 - FRA	00:45:11	00:11:59	03:20:35	00:05:03	02:13:24	06:36:11
1639	700	Didier Vincent	M	M50-54	 - FRA	00:43:28	00:10:05	03:10:40	00:06:34	02:25:40	06:36:24
1640	1232	François Motte	M	M45-49	 - FRA	00:39:49	00:09:10	03:18:02	00:07:56	02:21:36	06:36:31
1641	172	Cristian Palmiere	M	M50-54	 - ITA	00:42:27	00:07:56	03:32:15	00:04:33	02:09:32	06:36:42
1642	1563	Nathanaelle BOQUET	F	F30-34	 - FRA	00:43:00	00:12:08	03:29:25	00:06:58	02:05:23	06:36:52
1643	1514	David Palmer	M	M30-34	 - GBR	00:49:06	00:13:28	03:28:13	00:06:44	01:59:28	06:36:56
1644	213	Nicolas PERETTI	M	M25-29	 - FRA	00:40:57	00:08:54	03:25:12	00:07:43	02:14:15	06:36:58
1645	1234	Marine Jacquot	F	F30-34	 - FRA	00:40:37	00:13:34	03:25:25	00:05:53	02:11:39	06:37:06
1646	321	Nelson Guerra	M	M40-44	 - PRT	00:52:25	00:10:56	03:18:27	00:04:32	02:10:56	06:37:14
1647	539	Cyril CARRIERE	M	M45-49	 - FRA	00:42:42	00:14:36	03:23:49	00:08:39	02:07:33	06:37:17































Age Groups - Overall Results

Pos	Start #	Athlete	Gender	Division	Country		T1		T2		Time
1648	1369	Alexandre Anglard	M	M25-29	 - FRA	00:42:24	00:10:13	03:26:51	00:08:34	02:09:22	06:37:23
1649	1368	Maxime Palatin	M	M25-29	 - FRA	00:43:20	00:09:33	03:26:01	00:06:25	02:12:08	06:37:25
1650	858	Marco Guicciardi	M	M30-34	 - ITA	00:51:41	00:17:27	03:20:27	00:09:28	01:58:35	06:37:36
1651	301	Elena Martynova	F	F35-39	 - LUX	00:41:28	00:15:39	03:42:53	00:05:51	01:52:06	06:37:55
1652	1111	Albéric MERCIER	M	M35-39	 - FRA	00:40:25	00:16:06	03:30:46	00:10:18	02:00:29	06:38:02
1653	1733	Mathias Jacquier	M	M25-29	 - FRA	00:49:56	00:12:38	03:29:14	00:08:35	01:57:45	06:38:05
1654	1054	Olivier Van der Voort	M	M25-29	 - BEL	00:43:05	00:10:17	03:20:22	00:10:23	02:14:02	06:38:05
1655	1295	Patrice CECCHI	M	M55-59	 - FRA	00:48:24	00:13:15	03:13:30	00:09:11	02:14:14	06:38:32
1656	628	Christophe BETIRAC	M	M30-34	 - FRA	00:48:59	00:14:51	03:17:31	00:12:42	02:04:39	06:38:39
1657	510	Alice Breton	F	F25-29	 - FRA	00:44:46	00:11:31	03:36:25	00:06:30	01:59:45	06:38:55
1658	508	Sébastien Lubineau	M	M25-29	 - FRA	00:43:22	00:11:47	03:06:07	00:05:18	02:32:27	06:38:58
1659	356	Matthieu DENIVET	M	M30-34	 - FRA	00:40:54	00:10:55	03:45:31	00:06:46	01:54:55	06:38:59
1660	2036	Stephane ALLEGUEDE	M	M50-54	 - FRA	00:46:56	00:11:26	03:29:50	00:08:50	02:02:13	06:39:14
1661	2107	Nolwenn Deffontaines	F	F30-34	 - FRA	00:45:57	00:07:59	03:36:10	00:05:11	02:04:15	06:39:29
1662	1974	Brendane Lucas	F	F30-34	 - FRA	00:40:25	00:08:52	03:24:52	00:05:21	02:20:14	06:39:42
1663	595	Antoine Bouchardy	M	M30-34	 - FRA	00:40:22	00:14:34	03:19:09	00:09:08	02:16:47	06:39:58
1664	946	Swann ikni	M	M30-34	 - FRA	00:37:37	00:12:57	03:37:43	00:04:05	02:07:45	06:40:04
1665	1668	Audrey COULOMB	F	F45-49	 - FRA	00:44:03	00:09:47	03:30:12	00:07:55	02:08:16	06:40:11
1666	966	Arnaud Dybiak	M	M40-44	 - FRA	00:39:36	00:09:39	03:27:00	00:05:11	02:18:55	06:40:19
1667	1724	Thomas Malon	M	M30-34	 - FRA	00:46:17	00:10:34	03:04:01	00:06:41	02:32:55	06:40:25
1668	583	Frederic Bellanger	M	M60-64	 - FRA	00:42:46	00:13:12	03:36:03	00:10:10	01:58:20	06:40:29
1669	1727	Arthur Tramcourt	M	M30-34	 - FRA	00:43:40	00:11:51	03:29:10	00:06:46	02:09:07	06:40:33
1670	1795	Steve Leclerc	M	M45-49	 - FRA	00:48:07	00:13:05	03:28:29	00:05:11	02:06:04	06:40:55
1671	582	Thomas Aubry	M	M35-39	 - FRA	00:40:00	00:09:53	03:27:36	00:06:58	02:16:32	06:40:56
1672	627	Maggie Bradley	F	F30-34	 - AUS	00:41:36	00:09:54	03:33:51	00:05:26	02:10:27	06:41:11
1673	670	Paul Herman	M	M30-34	 - FRA	00:44:59	00:12:23	03:13:19	00:09:58	02:20:44	06:41:23
1674	1164	Eric Juillard	M	M60-64	 - FRA	00:57:11	00:12:39	03:11:10	00:08:41	02:11:44	06:41:24































Age Groups - Overall Results

Pos	Start #	Athlete	Gender	Division	Country		T1		T2		Time
1675	1260	Vivian BOEHLY	M	M25-29	 - FRA	00:44:14	00:12:44	03:38:30	00:09:05	01:56:56	06:41:28
1676	674	Stephen Tighe	M	M45-49	 - IRL	00:40:52	00:11:49	03:21:50	00:06:34	02:20:30	06:41:32
1677	854	léa AUGUIN	F	F30-34	 - FRA	00:54:56	00:15:14	03:42:23	00:05:58	01:43:10	06:41:40
1678	1092	Francois CHOPARD	M	M50-54	 - FRA	00:41:55	00:10:42	03:16:44	00:07:04	02:25:18	06:41:40
1679	467	Nicolas CARDOT	M	M40-44	 - FRA	00:53:20	00:10:13	03:22:25	00:07:04	02:08:42	06:41:41
1680	518	Bryony Frost	F	F30-34	 - GBR	00:41:08	00:08:52	03:46:28	00:07:54	01:57:23	06:41:43
1681	1899	NOBILI Charlene	F	F25-29	 - FRA	00:36:52	00:07:49	03:31:06	00:05:59	02:20:09	06:41:53
1682	1665	Olivia LESCIEUX-BACHELARI	F	F40-44	 - FRA	00:42:06			12:19:16	02:04:41	06:42:11
1683	371	David Rudin	M	M55-59	 - GBR	00:28:48	00:08:05	03:17:35	00:05:40	02:42:07	06:42:15
1684	658	Sam LEYMARIE	M	M30-34	 - FRA	00:44:19	00:12:54	03:41:49	00:10:14	01:53:27	06:42:41
1685	1634	Baptiste Force	M	M25-29	 - FRA	00:46:01	00:08:57	03:34:59	00:04:47	02:08:09	06:42:51
1686	1796	sebastien chevreau	M	M50-54	 - FRA	00:42:24	00:10:25	03:35:34	00:07:27	02:07:06	06:42:54
1687	348	Tiffany NO MURA	F	F25-29	 - FRA	00:45:40	00:07:29	03:42:53	00:06:48	02:00:10	06:42:58
1688	209	Si-Mohamed SAID	M	M45-49	 - FRA	00:50:31	00:12:03	03:38:05	00:04:57	01:57:27	06:43:01
1689	1298	Alexandre Glineur	M	M50-54	 - FRA	00:43:17	00:12:11	03:37:09	00:05:44	02:04:54	06:43:13
1690	2004	Youcef Ramdane	M	M50-54	 - FRA	00:43:42	00:14:53	03:27:10	00:09:02	02:08:31	06:43:16
1691	1756	Maxime DUCLOUX	M	M35-39	 - FRA	00:42:02	00:11:15	03:20:33	00:08:16	02:21:32	06:43:36
1692	1113	Paul Clark	M	M50-54	 - CAN	00:40:12	00:10:57	03:27:06	00:07:20	02:18:17	06:43:50
1693	864	Geoffroy Solves	M	M25-29	 - FRA	00:39:52	00:12:19	03:48:30	00:06:47	01:56:31	06:43:56
1694	404	Adeline Marche	F	F25-29	 - FRA	00:41:31	00:14:02	03:24:11	00:09:05	02:15:19	06:44:05
1695	328	Laetitia GODDE	F	F30-34	 - FRA	00:40:04	00:15:13	03:17:28	00:09:17	02:22:13	06:44:13
1696	506	Mathilde Minne	F	F40-44	 - FRA	00:40:30	00:09:03	03:30:40	00:08:40	02:15:27	06:44:18
1697	2106	Victor jeandel	M	M18-24	 - FRA	00:45:23	00:10:48	03:32:29	00:07:35	02:08:17	06:44:30
1698	1791	Stefan Hagedoorn	M	M35-39	 - NLD	00:51:19	00:09:58	03:27:44	00:07:41	02:07:53	06:44:35
1699	2104	Clara BALANDREAUD	F	F25-29	 - FRA	00:57:09	00:09:18	03:41:42	00:06:06	01:50:31	06:44:44
1700	1785	Josephus Dietz	M	M35-39	 - NLD	00:42:17	00:09:31	03:33:34	00:09:13	02:10:19	06:44:52
1701	313	Emeline Defaut	F	F45-49	 - CHE	00:51:42	00:08:20	03:28:42	00:05:08	02:11:52	06:45:43































Age Groups - Overall Results

Pos	Start #	Athlete	Gender	Division	Country		T1		T2		Time
1702	1403	Kevin Dupont	M	M40-44	 - BEL	00:44:02	00:12:17	03:34:20	00:10:45	02:04:37	06:45:59
1703	714	Thomas BAUCHEMIN	M	M30-34	 - FRA	00:44:56	00:08:34	03:26:59	00:08:27	02:17:34	06:46:27
1704	2096	Omrane DJERBI	M	M45-49	 - FRA	00:48:09	00:19:12	03:28:00	00:12:08	01:59:11	06:46:37
1705	383	Thomas Cormier	M	M25-29	 - FRA	00:39:32	00:10:24	03:32:02	00:12:04	02:12:49	06:46:49
1706	1179	Jacky DUROCHER	M	M60-64	 - FRA	00:42:27	00:13:23	03:33:57	00:08:19	02:09:02	06:47:05
1707	421	Christophe Aillaud	M	M30-34	 - FRA	00:46:41	00:11:17	03:24:48	00:10:04	02:14:18	06:47:06
1708	1957	Farah Ali Hassan	F	F25-29	 - LBN	00:49:04	00:08:10	03:40:13	00:09:09	02:00:49	06:47:23
1709	736	Lucas Frances	M	M45-49	 - ARG	00:40:33	00:12:45	03:41:16	00:06:11	02:06:46	06:47:29
1710	320	Francoise HAUDRY	F	F70-74	 - FRA	00:39:24	00:08:44	03:24:46	00:07:34	02:27:30	06:47:56
1711	932	MARIO SCALETTA	M	M60-64	 - ITA	00:48:04	00:11:51	03:36:49	00:07:36	02:03:47	06:48:05
1712	1098	serge polome	M	M60-64	 - BEL	00:36:37	00:11:08	03:38:52	00:06:38	02:14:57	06:48:09
1713	2054	Édouard Macnab	M	M50-54	 - FRA	00:43:11	00:13:08	03:38:34	00:08:00	02:05:20	06:48:11
1714	473	Guillaume Colleau	M	M35-39	 - FRA	00:47:41	00:10:31	03:28:17	00:08:26	02:13:26	06:48:19
1715	1161	Patrick Caals	M	M50-54	 - FRA	00:51:53	00:11:22	03:21:01	00:08:02	02:16:12	06:48:29
1716	1159	Romain Breux	M	M30-34	 - FRA	00:51:58	00:11:18	03:23:23	00:05:30	02:16:23	06:48:30
1717	381	sergio balleello	M	M35-39	 - ITA	00:40:44	00:10:33	03:42:31	00:05:39	02:09:29	06:48:53
1718	561	Manon Beaumet	F	F18-24	 - FRA	00:31:12	00:09:48	03:31:10	00:07:54	02:28:57	06:49:00
1719	1412	Théo Merle	M	M18-24	 - FRA	00:42:28	00:06:53	03:22:39	00:06:05	02:30:59	06:49:02
1720	942	Théo Bonnaventure	M	M18-24	 - FRA	00:56:13	00:13:38	03:44:56	00:06:35	01:47:45	06:49:06
1721	2022	JONATHAN STERNBERG	M	M35-39	 - FRA	00:42:28	00:12:19	03:38:12	00:09:19	02:06:52	06:49:08
1722	1025	Laurent ESCOMS	M	M55-59	 - FRA	00:37:58	00:10:10	03:23:55	00:13:02	02:24:10	06:49:13
1723	341	Christian Bekkers	M	M60-64	 - BEL	00:45:22	00:11:37	03:22:33	00:07:41	02:22:10	06:49:21
1724	847	Gregory Lecomte	M	M35-39	 - FRA	00:47:04	00:14:12	03:40:11	00:04:44	02:03:23	06:49:31
1725	1712	Robin Becquelin	M	M18-24	 - FRA	00:41:54	00:15:31	03:10:19	00:07:51	02:34:00	06:49:32
1726	748	Olivier PINSON	M	M40-44	 - FRA	00:52:51	00:14:19	03:28:27	00:09:36	02:04:34	06:49:45
1727	985	Ewart Gray	M	M65-69	 - GBR	00:50:34	00:08:51	03:29:54	00:06:18	02:14:46	06:50:20
1728	1003	Joelle CHICOINE	F	F55-59	 - GLP	00:51:34	00:09:43	03:39:55	00:05:49	02:03:26	06:50:24































Age Groups - Overall Results

Pos	Start #	Athlete	Gender	Division	Country		T1		T2		Time
1729	616	Jordan Berloquin	M	M25-29	 - FRA	00:32:47	00:09:11	03:33:37	00:05:24	02:30:10	06:51:08
1730	394	Peter Brechbühler	M	M70-74	 - CHE	00:37:47	00:08:34	03:24:19	00:06:11	02:34:28	06:51:17
1731	1381	Olivia Snell	F	F25-29	 - FRA	00:45:43	00:07:55	03:36:33	00:05:14	02:16:19	06:51:43
1732	764	Stu Edwards	M	M45-49	 - GBR	00:40:16	00:09:49	03:28:59	00:08:14	02:24:27	06:51:43
1733	285	Thiago De Moraes Tardioli	M	M40-44	 - BRA	00:45:35	00:09:04	03:30:03	00:02:13	02:25:06	06:51:59
1734	1411	Rémi HABERT	M	M25-29	 - FRA	00:43:25	00:08:42	03:58:21	00:05:23	01:56:28	06:52:18
1735	1122	Gaëtan MOYSAN	M	M35-39	 - FRA	00:38:51	00:12:33	03:31:13	00:08:18	02:21:39	06:52:32
1736	998	Sonia LOPEZ	F	F45-49	 - FRA	00:39:42	00:09:11	03:38:12	00:06:03	02:19:48	06:52:53
1737	940	Laurent Bourlard	M	M50-54	 - FRA	00:43:55	00:12:06	03:38:55	00:09:22	02:08:49	06:53:04
1738	395	REMI ZAMBERNARDI	M	M40-44	 - FRA	00:42:15	00:10:56	03:32:10	00:07:21	02:20:26	06:53:06
1739	1199	Eric Hays	M	M55-59	 - FRA	00:38:30	00:12:47	03:44:59	00:09:35	02:07:40	06:53:30
1740	599	Erika Kuehn	F	F40-44	 - USA	00:40:08	00:13:12	03:36:53	00:08:15	02:15:07	06:53:33
1741	976	Alexandra Puskaric	F	F45-49	 - FRA	00:39:15	00:13:25	03:19:00	00:08:32	02:33:24	06:53:33
1742	464	Justyn Davies	M	M45-49	 - GBR	00:41:24	00:09:09	03:28:15	00:08:26	02:26:23	06:53:34
1743	1650	Julien BARET	M	M35-39	 - FRA	00:44:47	00:14:38	03:30:42	00:10:42	02:12:48	06:53:36
1744	312	matthieu léon	M	M40-44	 - FRA	00:44:08	00:09:13	03:36:03	00:07:05	02:17:09	06:53:36
1745	1793	Daniel BOUVIER	M	M65-69	 - FRA	00:43:05	00:11:32	03:35:22	00:11:03	02:12:49	06:53:48
1746	1073	Regis BOIGEGRAIN	M	M50-54	 - FRA	00:45:42	00:10:30	03:33:43	00:06:09	02:17:57	06:53:59
1747	1034	Corentin DAVID	M	M18-24	 - FRA	00:47:02	00:12:55	03:43:03	00:10:32	02:00:40	06:54:10
1748	1282	Laurent Le Hen	M	M55-59	 - FRA	00:49:30	00:10:46	03:19:18	00:05:10	02:29:37	06:54:19
1749	1520	Iris Hormann	F	F50-54	 - CHE	00:42:03	00:10:24	03:49:17	00:06:16	02:06:22	06:54:19
1750	430	Thomas Arcamone	M	M50-54	 - FRA	00:50:26	00:08:15	03:16:07	00:03:51	02:35:49	06:54:27
1751	1578	Claude CAUVIN	M	M50-54	 - FRA	00:42:20	00:09:05	03:04:25	00:05:06	02:53:39	06:54:33
1752	1937	Jeff Pickler	M	M45-49	 - USA	00:40:23	00:16:20	03:37:46	00:15:43	02:04:35	06:54:45
1753	1938	Joe Bruhl	M	M45-49	 - USA	00:43:22	00:13:20	03:43:41	00:09:50	02:04:34	06:54:45
1754	656	Yannick Blättler	M	M30-34	 - CHE	00:43:24	00:10:27	03:38:54	00:06:05	02:16:00	06:54:47
1755	2047	Erwan Chareton	M	M40-44	 - FRA	00:53:30	00:17:56	03:48:35	00:12:26	01:43:19	06:55:45































Age Groups - Overall Results

Pos	Start #	Athlete	Gender	Division	Country		T1		T2		Time
1756	1196	Alexandre Roza Sanchez	M	M50-54	 - ESP	00:42:23	00:16:13	03:43:37	00:12:37	02:00:58	06:55:45
1757	527	Lucas Fernandez	M	M25-29	 - FRA	00:46:20	00:07:36	03:32:02	00:07:02	02:23:22	06:56:20
1758	1656	Vincent AMODRU	M	M30-34	 - FRA	00:44:35	00:10:37	03:48:51	00:06:52	02:05:42	06:56:35
1759	528	Gareth Roberts	M	M40-44	 - GBR	00:45:59	00:11:08	03:34:29	00:07:37	02:17:27	06:56:38
1760	1703	JEAN MARC TRUCHET	M	M55-59	 - FRA	00:49:29	00:10:24	03:31:51	00:11:09	02:13:48	06:56:38
1761	1107	Alicia Garraud	F	F30-34	 - FRA	00:47:15	00:10:22	03:29:52	00:08:02	02:21:35	06:57:04
1762	891	Rudy MAHIEU	M	M40-44	 - FRA	00:46:46	00:08:32	03:35:56	00:06:00	02:20:04	06:57:16
1763	1732	Vincent Deshayes	M	M50-54	 - FRA	01:00:00	00:08:20	03:21:35	00:08:38	02:19:11	06:57:42
1764	1855	Fabien Duffourg	M	M40-44	 - FRA	00:47:00	00:14:27	03:54:05	00:06:49	01:55:24	06:57:43
1765	977	Julien TOMAS	M	M40-44	 - FRA	01:00:33	00:16:18	03:30:34	00:08:47	02:01:35	06:57:45
1766	1928	Maxence Dulac	M	M18-24	 - FRA	00:37:37	00:12:41	03:48:31	00:09:35	02:09:23	06:57:46
1767	1868	Franziska Perren	F	F40-44	 - CHE	00:49:40	00:11:05	03:27:23	00:07:41	02:22:10	06:57:57
1768	648	Nathalie Pesce Arnaud	F	F50-54	 - FRA	00:46:02	00:14:37	03:30:35	00:07:15	02:19:55	06:58:22
1769	735	Nicolas Frances	M	M40-44	 - ARG	00:39:30	00:12:01	03:27:47	00:09:47	02:29:24	06:58:26
1770	1270	Leo MacLehose	M	M35-39	 - FRA	00:38:42	00:07:38	04:23:14	00:06:55	01:42:00	06:58:27
1771	1845	claire duffourg	F	F40-44	 - FRA	00:42:25	00:11:03	03:49:35	00:06:37	02:08:49	06:58:28
1772	2116	Constance Cavail�	F	F25-29	 - FRA	00:40:31	00:07:13	03:44:17	00:04:08	02:22:26	06:58:33
1773	1284	RACHID AISSAOUI	M	M45-49	 - FRA	00:45:19	00:13:05	03:38:55	00:11:18	02:10:19	06:58:54
1774	1812	cyprien cottrel	M	M25-29	 - FRA	00:38:15	00:10:18	03:46:50	00:07:29	02:16:11	06:59:00
1775	531	Richard Davis	M	M55-59	 - GBR	00:43:20	00:17:03	03:25:23	00:16:12	02:17:35	06:59:31
1776	681	Pascal Adam	M	M55-59	 - BEL	00:39:38	00:10:00	03:29:08	00:05:44	02:35:10	06:59:38
1777	660	Fidji Wood	F	F30-34	 - BEL	00:46:07	00:10:10	03:41:27	00:08:15	02:13:45	06:59:41
1778	1697	Thomas JORON	M	M18-24	 - FRA	00:51:40	00:19:18	03:29:10	00:07:35	02:12:06	06:59:45
1779	1746	Franco Vigan�	M	M65-69	 - ITA	00:47:16	00:13:48	03:29:47	00:08:03	02:20:53	06:59:46
1780	1719	Danny Bailey	M	M25-29	 - GBR	00:42:07	00:17:19	03:37:12	00:13:15	02:10:09	06:59:59
1781	1725	Mike George	M	M25-29	 - GBR	00:40:41	00:18:45	03:37:49	00:12:38	02:10:09	07:00:00
1782	1713	Mitchell Ward	M	M25-29	 - FIN	00:37:53	00:21:40	03:37:13	00:13:14	02:10:10	07:00:08































Age Groups - Overall Results

Pos	Start #	Athlete	Gender	Division	Country		T1		T2		Time
1783	1512	Marco Prillwitz	M	M30-34	 - DEU	00:49:20	00:11:37	03:27:32	00:09:22	02:22:24	07:00:12
1784	1749	Jérémie Lacassagne	M	M18-24	 - FRA	00:34:59	00:10:51	03:49:35	00:11:48	02:13:11	07:00:23
1785	603	Stijn Nachtergaele	M	M40-44	 - BEL	00:48:57	00:15:43	03:33:12	00:12:27	02:10:16	07:00:32
1786	1252	François Guillibert	M	M45-49	 - FRA	00:44:32	00:13:30	03:29:58	00:09:01	02:23:36	07:00:36
1787	2086	Krzysztof Serwatka	M	M35-39	 - POL	00:41:45	00:09:51	03:34:30	00:05:29	02:29:34	07:01:08
1788	1769	Kévin Rominger	M	M35-39	 - FRA	00:45:49	00:11:40	03:47:51	00:10:01	02:05:55	07:01:15
1789	1856	Guillaume Le Cor	M	M45-49	 - FRA	00:46:01	00:15:07	03:51:28	00:07:52	02:01:03	07:01:29
1790	1453	Jeremy Kleker	M	M35-39	 - BEL	00:44:47	00:11:47	03:30:05	00:06:33	02:28:21	07:01:31
1791	1276	Pascal Bouquet	M	M55-59	 - FRA	00:41:56	00:09:10	03:29:36	00:04:54	02:36:08	07:01:42
1792	587	Peet Witzel	F	F30-34	 - NLD	00:40:36	00:18:05	03:35:05	00:07:55	02:21:11	07:02:50
1793	905	Philippe MAZEAU	M	M55-59	 - FRA	00:45:31	00:13:26	03:36:39	00:08:32	02:18:45	07:02:52
1794	1574	Jason Power	M	M50-54	 - GBR	00:40:22	00:09:01	03:30:09	00:09:12	02:34:16	07:02:58
1795	952	David Kotula	M	M35-39	 - USA	00:44:55	00:10:42	03:29:08	00:06:12	02:32:54	07:03:48
1796	1676	Bertrand Martin	M	M40-44	 - FRA	00:44:12	00:12:46	03:32:34	00:07:43	02:26:52	07:04:06
1797	1446	Zitouni TAREK	M	M40-44	 - FRA	00:55:59	00:09:46	03:42:52	00:08:54	02:06:55	07:04:24
1798	401	Pierre-Antoine Deleu	M	M18-24	 - FRA	00:38:33	00:16:49	03:36:17	00:08:39	02:24:25	07:04:41
1799	1265	Petros Anagnostou	M	M50-54	 - GRC	00:41:17	00:13:15	03:29:23	00:12:44	02:28:07	07:04:43
1800	450	Arthur Coste Bruand	M	M35-39	 - FRA	00:44:29	00:17:11	03:51:40	00:10:02	02:01:25	07:04:45
1801	1472	Karine De Luca	F	F45-49	 - FRA	00:42:13	00:09:00	03:49:25	00:05:50	02:18:27	07:04:54
1802	1748	Louis Minne	M	M35-39	 - FRA	00:55:40	00:10:44	03:34:05	00:09:10	02:15:28	07:05:05
1803	265	Olivier Secheyron	M	M55-59	 - CHE	00:39:26	00:10:17	03:48:22	00:07:44	02:19:44	07:05:31
1804	1570	Alexey Sosnovskiy	M	M30-34	 - KAZ	00:45:33	00:12:26	03:40:56	00:06:29	02:20:34	07:05:56
1805	1437	Valerio Fallucca	M	M50-54	 - ITA	00:44:38	00:13:08	03:41:06	00:09:25	02:17:43	07:05:58
1806	2049	Benoit Bouillon	M	M55-59	 - BEL	00:50:14	00:11:06	03:36:21	00:10:29	02:18:08	07:06:16
1807	538	Nathalie Van Haudenhuyse	F	F45-49	 - BEL	00:43:33	00:09:18	03:37:34	00:05:36	02:30:38	07:06:38
1808	1734	Pierre Aiach	M	M40-44	 - FRA	00:45:48	00:16:02	03:35:51	00:13:26	02:15:36	07:06:41
1809	1015	Anne-Sophie Boudon	F	F30-34	 - FRA	00:45:36	00:10:21	03:45:46	00:11:10	02:13:52	07:06:44































Age Groups - Overall Results

Pos	Start #	Athlete	Gender	Division	Country		T1		T2		Time
1810	878	johani lairis	M	M18-24	 - FRA	00:43:04	00:11:52	03:49:12	00:08:41	02:14:34	07:07:20
1811	928	Rachel Pratt	F	F35-39	 - USA	01:00:59	00:10:57	03:51:13	00:05:45	01:58:30	07:07:22
1812	806	STEFAN QUINONES	M	M35-39	 - FRA	00:47:06	00:11:44	03:58:37	00:08:26	02:01:37	07:07:27
1813	302	Cornelia Kogler	F	F50-54	 - CHE	00:37:34	00:10:18	03:41:27	00:07:14	02:31:08	07:07:38
1814	650	Alain FALGAYRAC	M	M60-64	 - FRA	00:47:27	00:11:48	03:20:50	00:08:47	02:38:55	07:07:45
1815	1496	Michael Becker	M	M65-69	 - USA	00:39:11	00:11:52	03:24:42	00:11:32	02:40:36	07:07:51
1816	436	Laurent Aubertin	M	M30-34	 - FRA	00:42:05	00:08:50	03:39:42	00:16:17	02:21:03	07:07:55
1817	435	Emilie Boustani	F	F30-34	 - FRA	00:38:13	00:10:40	03:48:56	00:09:05	02:21:03	07:07:55
1818	652	Ilana Halperin	F	F25-29	 - CHE	00:45:38	00:15:25	03:47:05	00:08:45	02:11:09	07:08:00
1819	1977	Patrick Kernevez	M	M60-64	 - FRA	00:44:54	00:15:55	03:30:46	00:08:08	02:28:20	07:08:01
1820	438	Eric Butez	M	M50-54	 - FRA	00:39:16	00:11:23	03:36:02	00:07:08	02:34:22	07:08:09
1821	1649	Hadrien Baumann	M	M35-39	 - FRA	00:50:15	00:10:30	03:25:30	00:06:59	02:35:35	07:08:47
1822	1012	ALAIN LOUDENOT	M	M65-69	 - FRA	00:57:51	00:12:18	03:27:28	00:09:12	02:22:19	07:09:06
1823	504	Knut Ole Myrberg	M	M60-64	 - NOR	00:50:38	00:14:55	03:43:22	00:09:49	02:10:33	07:09:15
1824	1482	Laura Jeannes	F	F25-29	 - FRA	00:38:23	00:07:07	03:29:33	00:04:50	02:50:07	07:09:58
1825	554	Michael Kelly	M	M60-64	 - GBR	00:46:23	00:10:47	03:49:32	00:06:57	02:16:25	07:10:02
1826	1208	Marie sophie ZENTAR	F	F35-39	 - FRA	00:48:30	00:12:11	03:53:02	00:07:41	02:08:47	07:10:10
1827	502	Thomas Bousquet	M	M60-64	 - FRA	00:41:53	00:15:05	03:29:27	00:13:09	02:30:58	07:10:30
1828	1297	philippe Moindrot-Prieux	M	M25-29	 - FRA	00:44:41	00:14:33	03:39:54	00:18:53	02:12:37	07:10:35
1829	1900	Ingrid Carmichael	F	F45-49	 - ZAF	00:36:24	00:09:14	03:30:37	00:10:36	02:44:13	07:11:02
1830	768	Jules Arcens	M	M25-29	 - FRA	00:49:29	00:10:12	03:33:44	00:09:48	02:27:56	07:11:07
1831	460	Geertjan Woltjes	M	M40-44	 - NLD	00:50:37	00:09:41	03:36:55	00:07:59	02:26:15	07:11:26
1832	1348	Hector Rivaud	M	M18-24	 - FRA	00:41:10	00:10:44	03:32:25	00:07:07	02:40:11	07:11:36
1833	1669	Christopher Tessiau	M	M30-34	 - FRA	00:55:41	00:13:44	03:33:35	00:09:13	02:19:30	07:11:41
1834	1897	Quentin PLAINARD	M	M25-29	 - FRA	00:56:33	00:08:45	03:42:19	00:04:48	02:19:31	07:11:54
1835	1758	THIBAUT ARZAILLER	M	M40-44	 - FRA	00:41:59	00:18:15	03:33:37	00:12:10	02:26:00	07:12:00
1836	1067	Andrew Colman	M	M30-34	 - AUS	01:09:47	00:10:21	03:25:29	00:07:09	02:20:12	07:12:56































Age Groups - Overall Results

Pos	Start #	Athlete	Gender	Division	Country		T1		T2		Time
1837	1328	Mark Somogyi	M	M50-54	 - CAN	00:52:03	00:14:13	03:16:15	00:16:03	02:34:41	07:13:14
1838	580	charlotte deceuninck	F	F40-44	 - BEL	00:39:28	00:13:45	04:08:43	00:08:26	02:03:15	07:13:34
1839	540	Elke Vranckx	F	F40-44	 - BEL	00:35:15	00:09:46	03:42:35	00:08:24	02:37:41	07:13:39
1840	837	Dominique Hodgson	F	F25-29	 - GBR	00:41:26	00:14:38	03:52:24	00:09:08	02:16:35	07:14:10
1841	983	yu yang	M	M50-54	 - CHN	00:57:49	00:18:42	03:30:09	00:13:50	02:13:50	07:14:17
1842	1960	Fabien Henrioux-Bois	M	M35-39	 - FRA	00:47:26	00:08:47	03:52:54	00:06:31	02:18:52	07:14:28
1843	786	LOIC BLOTON	M	M40-44	 - FRA	00:48:58	00:22:16	03:37:45	00:12:22	02:13:37	07:14:57
1844	1214	Philippe Greffier	M	M50-54	 - FRA	00:48:47	00:14:12	03:48:07	00:07:30	02:16:23	07:14:57
1845	1663	Pierre Oge	M	M30-34	 - FRA	00:44:29	00:11:54	03:37:25	00:07:16	02:34:06	07:15:08
1846	1313	Sébastien Gannet	M	M40-44	 - FRA	00:42:31	00:16:07	03:48:02	00:10:44	02:19:08	07:16:30
1847	1002	Patrick Audibert	M	M55-59	 - GLP	00:36:00	00:10:05	03:28:09	00:09:57	02:52:52	07:17:02
1848	1905	Patrice GUERBETTE	M	M65-69	 - FRA	00:50:14	00:09:08	03:38:11	00:04:58	02:34:57	07:17:26
1849	1954	Martin Vollmer	M	M55-59	 - CHE	00:48:16	00:14:03	03:40:46	00:10:15	02:24:29	07:17:47
1850	819	Philippe Bonnet	M	M55-59	 - FRA	00:41:14	00:11:22	03:46:33	00:09:28	02:29:18	07:17:53
1851	1442	Paul Cailleteau	M	M18-24	 - FRA	00:46:36	00:10:04	03:42:22	00:09:00	02:30:10	07:18:10
1852	1627	Claire Lou Laur	F	F25-29	 - FRA	00:40:50	00:08:41	03:45:52	00:08:08	02:34:51	07:18:21
1853	463	Martyn Shone	M	M45-49	 - GBR	00:45:30	00:11:58	03:38:08	00:10:08	02:33:03	07:18:45
1854	1407	Alexis Bénézet	M	M35-39	 - FRA	00:45:35	00:10:37	03:44:07	00:09:33	02:28:57	07:18:47
1855	1152	Luke Dollmeyer	M	M30-34	 - USA	00:58:43	00:12:42	03:47:45	00:09:09	02:10:41	07:18:57
1856	1774	Christophe MOUTY	M	M50-54	 - FRA	00:51:12	00:12:48	03:41:10	00:07:21	02:28:22	07:20:51
1857	1930	georges meurisse	M	M35-39	 - ETH	00:44:27	00:24:01	03:45:14	00:13:40	02:14:03	07:21:23
1858	1030	Matthieu Alfandari	M	M35-39	 - JAM	00:45:47			12:27:05	02:29:38	07:21:28
1859	747	Michaela Stecher	F	F50-54	 - DEU	00:46:07	00:14:04	04:01:28	00:06:02	02:14:04	07:21:43
1860	1032	NORBERT FIEGEL	M	M55-59	 - FRA	00:55:32	00:10:21	03:36:11	00:08:27	02:31:14	07:21:44
1861	1778	Julien Tuca	M	M40-44	 - FRA	00:48:14	00:13:13	03:47:56	00:08:55	02:23:48	07:22:04
1862	684	ingrid Lambert	F	F50-54	 - BEL	00:39:44	00:12:43	03:51:16	00:08:16	02:30:33	07:22:30
1863	1406	Julien Fontanier	M	M30-34	 - FRA	01:01:27	00:08:43	03:47:07	00:06:08	02:19:41	07:23:05































Age Groups - Overall Results

Pos	Start #	Athlete	Gender	Division	Country		T1		T2		Time
1864	1620	Frédéric Van Maenen	M	M45-49	 - FRA	00:40:24	00:11:40	04:18:06	00:09:59	02:03:48	07:23:56
1865	362	Sébastien NOEL	M	M55-59	 - FRA	00:50:26	00:14:46	03:56:43	00:07:31	02:15:00	07:24:25
1866	1544	bharat bhardwaj	M	M55-59	 - GBR	00:40:34	00:11:23	03:51:03	00:06:51	02:34:49	07:24:38
1867	389	Geoffrey Demeyere	M	M30-34	 - FRA	00:57:22	00:11:17	03:55:18	00:09:24	02:11:27	07:24:46
1868	716	Steve Convey	M	M60-64	 - CAN	00:47:24	00:12:04	03:59:34	00:06:57	02:19:20	07:25:17
1869	1293	Dominique Bei	F	F50-54	 - FRA	00:43:11	00:13:10	03:46:00	00:02:34	02:40:38	07:25:31
1870	1457	Pierre-Yves Amiot	M	M30-34	 - FRA	00:47:29	00:10:55	03:59:23	00:10:49	02:16:56	07:25:32
1871	1476	Frédérique Rossollin Starmans	F	F55-59	 - FRA	00:39:35	00:16:06	03:50:49	00:09:01	02:30:04	07:25:33
1872	1710	Fabienne Garitte	F	F60-64	 - BEL	00:37:37	00:13:46	03:40:17	00:08:34	02:46:06	07:26:18
1873	1701	Robin VANELVEN	M	M30-34	 - FRA	00:48:17	00:11:04	03:44:42	00:09:30	02:33:54	07:27:25
1874	820	nicolas wheatley	M	M35-39	 - GBR	00:41:04	00:08:56	03:43:25	00:04:38	02:49:34	07:27:34
1875	1743	Clara Perillat	F	F18-24	 - FRA	00:48:27	00:11:51	04:15:35	00:07:02	02:05:36	07:28:29
1876	1362	Julien Devimeux	M	M35-39	 - FRA	00:53:47	00:14:18	03:41:25	00:12:11	02:27:03	07:28:43
1877	1217	Bradley Safo	M	M55-59	 - USA	00:37:49	00:16:43	03:55:32	00:13:19	02:25:42	07:29:03
1878	1079	Alexis PONCET	M	M50-54	 - FRA	00:41:35	00:11:04	03:35:09	00:09:24	02:52:16	07:29:26
1879	1156	Philippe Bazaud	M	M45-49	 - CAN	00:42:38	00:11:19	03:36:48	00:08:00	02:50:58	07:29:40
1880	532	zoi tsakitsidis	F	F45-49	 - BEL	00:47:39	00:08:57	03:33:42	00:07:46	02:51:41	07:29:43
1881	1631	Bogdan Grosu	M	M40-44	 - ROU	00:45:55	00:16:35	03:36:05	00:09:55	02:42:26	07:30:54
1882	1040	Andrew Reid	M	M60-64	 - GBR	00:45:10	00:12:26	03:44:19	00:10:46	02:38:37	07:31:15
1883	1049	Oliver Runte	M	M50-54	 - DEU	00:42:36	00:12:00	03:40:38	00:09:41	02:47:14	07:32:07
1884	1655	Xavier TARDY	M	M30-34	 - FRA	00:37:27	00:12:17	04:06:37	00:13:03	02:23:20	07:32:43
1885	483	Bruno Capezutti	M	M55-59	 - FRA	00:59:45	00:11:08	03:18:24	00:05:58	02:58:15	07:33:28
1886	1203	Vidar Strand	M	M50-54	 - NOR	00:47:51	00:13:55	03:34:39	00:11:12	02:47:12	07:34:47
1887	1065	Alexandra Mahot	F	F50-54	 - GUF	01:01:52	00:10:35	03:55:01	00:09:21	02:18:04	07:34:51
1888	1346	Jean-Pascal FOUQUET	M	M60-64	 - REU	01:00:04	00:11:47	03:38:45	00:08:18	02:36:27	07:35:20
1889	1920	Sylvain BERTRAND	M	M65-69	 - FRA	00:49:52	00:11:43	03:47:02	00:06:47	02:40:04	07:35:27
1890	749	Franck POIRIER	M	M50-54	 - FRA	00:52:58	00:14:25	03:56:23	00:11:28	02:20:27	07:35:38































Age Groups - Overall Results

Pos	Start #	Athlete	Gender	Division	Country		T1		T2		Time
1891	2040	Laurie Dumas	F	F30-34	 - FRA	00:38:48	00:10:05	03:55:32	00:07:29	02:43:47	07:35:38
1892	592	Oscar Peppitt	M	M35-39	 - AUS	00:41:59	00:16:48	03:45:03	00:08:06	02:44:34	07:36:26
1893	1428	Gemma Gimeno Escuder	F	F50-54	 - ESP	00:52:20	00:15:42	04:04:38	00:09:32	02:14:21	07:36:31
1894	1000	Thomas Vlk	M	M30-34	 - USA	00:48:39	00:11:53	04:00:04	00:07:10	02:29:33	07:37:17
1895	1149	Sarah JANSSEN-DELACOUR	F	F45-49	 - FRA	00:34:28	00:09:16	03:27:35	00:14:47	03:11:13	07:37:18
1896	1553	Narek Tamoyan	M	M35-39	 - ARM	00:45:55	00:14:23	04:04:55	00:08:14	02:24:11	07:37:35
1897	746	Tilo Stecher	M	M50-54	 - DEU	00:46:18	00:12:12	03:58:42	00:09:07	02:32:13	07:38:31
1898	1085	Jean-Lionel RUBIO	M	M45-49	 - FRA	00:49:03	00:16:37	03:53:26	00:14:19	02:25:30	07:38:53
1899	1222	Giovanni Emanuele	M	M18-24	 - ITA	00:51:16	00:10:52	04:00:37	00:07:37	02:28:44	07:39:03
1900	1455	Alexis Philip	M	M25-29	 - FRA	00:50:06	00:12:37	04:00:09	00:10:20	02:26:30	07:39:40
1901	1753	ANGELIQUE GHYSELS	F	F35-39	 - FRA	00:45:44	00:07:38	04:08:22	00:04:47	02:34:48	07:41:17
1902	852	Stéphanie Labaume	F	F45-49	 - FRA	00:52:14	00:12:20	04:07:35	00:08:48	02:23:28	07:44:23
1903	1573	Gary McCartney	M	M60-64	 - AUS	00:46:00	00:11:13	03:50:50	00:08:25	02:48:19	07:44:46
1904	1904	mael fabien	M	M25-29	 - FRA	00:43:46	00:20:21	03:51:32	00:12:07	02:38:58	07:46:42
1905	849	Palle Schalck	M	M60-64	 - DNK	00:59:22	00:11:56	03:34:58	00:09:33	02:50:58	07:46:45
1906	1908	eva gerbier	F	F25-29	 - FRA	00:51:07	00:13:06	03:52:04	00:11:36	02:38:57	07:46:49
1907	458	Hervé Droit	M	M30-34	 - FRA	00:47:18	00:09:39	04:02:31	00:08:35	02:39:40	07:47:41
1908	1674	Pierre-Louis Amate	M	M35-39	 - FRA	00:52:05	00:11:31	03:55:26	00:10:56	02:38:27	07:48:23
1909	655	Shirane Halperin	F	F25-29	 - CHE	00:49:55	00:09:35	04:11:16	00:11:25	02:26:23	07:48:33
1910	1976	Melanie MORO	F	F30-34	 - FRA	00:42:00	00:13:08	04:10:23	00:07:48	02:36:20	07:49:37
1911	817	Laurie Lecuelle	F	F25-29	 - FRA	00:52:43	00:08:52	04:06:24	00:06:08	02:36:56	07:51:02
1912	2044	Maxime Cabiron	M	M40-44	 - FRA	00:47:15	00:15:21	03:55:37	00:10:08	02:42:55	07:51:14
1913	632	Sarah Dominici	F	F25-29	 - FRA	00:48:40	00:14:32	03:56:40	00:09:58	02:41:50	07:51:38
1914	297	Marine Bezioua	F	F25-29	 - FRA	00:50:45	00:10:54	04:06:47	00:06:35	02:36:53	07:51:51
1915	1029	Graham Lizop	M	M35-39	 - USA	00:51:42	00:15:02	03:42:42	00:18:07	02:48:53	07:56:23
1916	1027	Charles Jouan	M	M40-44	 - FRA	00:38:48	00:24:58	03:45:55	00:17:54	02:49:07	07:56:39
1917	1932	Jean-Francois Peyronnard	M	M40-44	 - CAN	00:41:01	00:27:52	03:58:20	00:09:49	02:42:51	07:59:49































Age Groups - Overall Results

Pos	Start #	Athlete	Gender	Division	Country		T1		T2		Time
1918	503	Einar Storaas Køren	M	M60-64	 - NOR	00:54:47	00:12:14	04:04:05	00:07:59	02:47:53	08:06:57
1919	888	Céline Guidicelli	F	F40-44	 - FRA	00:45:34	00:11:34	04:06:36	00:09:37	02:55:49	08:09:08
1920	387	didier campario	M	M60-64	 - FRA	01:02:06	00:15:52	03:48:25	00:11:06	02:52:45	08:10:12
DNF	64	Jörg Kult	M	M55-59	 - DEU	00:37:55	00:07:31	03:01:46	00:10:19		
DNF	68	Sandra Schoeni	F	F50-54	 - CHE	00:36:16	00:06:32	03:01:54	00:06:48		
DNF	79	Gwenn Galland	M	M30-34	 - FRA	00:32:07	00:05:42				
DNF	120	James Kessell	M	M30-34	 - GBR	00:26:05					
DNF	144	Jesse Hansen	M	M18-24	 - AUS	00:29:38	00:05:11	02:21:08	00:03:30		
DNF	146	Paolo Douillet	M	M40-44	 - BEL	00:36:53	00:08:08				
DNF	155	Tim Lüthi	M	M18-24	 - CHE	00:44:11	00:08:14				
DNF	169	Isabelle Daude	F	F45-49	 - FRA	00:46:38	00:11:32				
DNF	178	Ghislain Revillard	M	M40-44	 - FRA	00:31:20	00:06:40				
DNF	212	Jimmy Cresson	M	M50-54	 - FRA	00:52:17	00:10:12	03:53:34	00:08:47		
DNF	216	Emmanuel Deverre	M	M45-49	 - FRA	00:35:40	00:08:06				
DNF	315	Nicole Bauer	F	F50-54	 - DEU	00:37:44	00:07:29	03:04:05			
DNF	333	Giacomo Madrassi	M	M30-34	 - ITA	00:26:13	00:05:48				
DNF	379	Magali Trehet	F	F50-54	 - FRA	00:46:19	00:08:07	03:20:06	00:06:19	01:19:49	05:40:37
DNF	445	Kristel Wnuk	F	F30-34	 - FRA	00:52:34	00:11:33	04:39:52	00:04:08		
DNF	482	Valentin CLEMENCE	M	M18-24	 - FRA	00:59:09	00:11:46	04:11:47	00:06:59		
DNF	507	Guillaume PASCAL	M	M50-54	 - FRA	00:43:39	00:34:28	03:39:46	00:19:32	02:16:22	07:33:44
DNF	564	Mehdi MEZIANE	M	M30-34	 - FRA	00:42:33	00:21:43	04:38:36	00:08:55		
DNF	566	Maxime Dubois	M	M25-29	 - FRA		08:29:58	03:16:49	00:08:38	01:54:25	05:54:36
DNF	567	christopher lyon	M	M30-34	 - FRA	00:46:11	00:18:14	04:30:06	00:17:25	02:04:13	07:56:07
DNF	617	Baptiste Aubert	M	M18-24	 - FRA	01:01:15	00:08:42				
DNF	657	Gaëtan BONNET	M	M35-39	 - FRA		08:13:17	02:56:46	00:09:29	01:36:55	05:11:34
DNF	767	Adrian Tron	M	M50-54	 - GBR	00:59:08	00:09:47	04:09:58	00:05:48	02:04:26	07:29:05
DNF	818	conor Egan	M	M35-39	 - IRL	00:49:04	00:08:28				

Age Groups - Overall Results

Pos	Start #	Athlete	Gender	Division	Country		T1		T2		Time
DNF	845	Margaux Jadoul	F	F25-29	 - BEL						
DNF	884	Pierre-Alexandre FRAIOLI	M	M35-39	 - FRA	00:52:07	00:10:43				
DNF	925	Philippe Petit	M	M50-54	 - FRA	00:45:36	00:10:26	03:13:23			
DNF	965	Killian Miserie	M	M18-24	 - FRA	00:29:54	00:06:50		13:48:51		
DNF	999	Jean Francois Coston	M	M60-64	 - FRA						
DNF	1017	Marie-Astrid ARNOULD	F	F45-49	 - BEL	08:13:36	03:15:53	00:08:20	02:10:47	05:57:37	
DNF	1038	Charles-Antoine PETIT	M	M45-49	 - FRA	00:37:29	00:07:52	03:05:31	00:04:59	00:08:43	04:04:31
DNF	1093	Philippe Foutrein	M	M65-69	 - FRA	00:36:45	00:07:12	02:50:18	00:02:46	01:01:58	04:38:57
DNF	1137	Anne-Sophie Hazard	F	F30-34	 - FRA	00:50:56	00:12:45	04:23:48	00:07:58		
DNF	1147	Raphaël Llobregat	M	M45-49	 - FRA	01:07:20	00:14:27	04:03:26	00:08:31	02:15:23	07:49:05
DNF	1166	Drew Freeburn	M	M25-29	 - USA	00:50:04	00:10:49	04:39:00	00:10:47	01:59:05	07:49:43
DNF	1168	Ann-Sophie Steinweiß	F	F25-29	 - DEU	00:37:12	00:09:36	03:03:33	00:05:01		
DNF	1175	Cécile Ferrat	F	F35-39	 - FRA	01:11:12			10:57:58		
DNF	1248	Julien Livache	M	M30-34	 - FRA	00:28:52	00:04:26	02:22:19	00:02:51		
DNF	1300	GILLES KACZMAREK	M	M55-59	 - FRA						
DNF	1322	Lenaic Lemaire	M	M35-39	 - FRA	00:40:48	00:07:53				
DNF	1349	Benoit JOSSE	M	M35-39	 - FRA	00:51:00	00:16:36	04:05:44	00:10:10		
DNF	1378	remi terras	M	M18-24	 - FRA	00:32:31	00:06:21				
DNF	1415	Hugo Leader	M	M25-29	 - GBR	00:37:51	00:08:40				
DNF	1419	Henry Lloyd	M	M30-34	 - GBR	00:37:54	00:07:04				
DNF	1458	Anthony COHET	M	M35-39	 - FRA	00:46:12	00:09:27	02:48:43	00:06:02		
DNF	1463	Elizaveta Nokes	F	F30-34	 - CHE				13:59:53		
DNF	1474	Ayman Guemeih	M	M35-39	 - EGY	00:44:16	00:15:34	04:11:52	00:18:05	02:56:06	08:25:50
DNF	1530	Nacim HAMOUM	M	M35-39	 - FRA	00:53:25	00:10:42	04:34:58	00:06:50	00:10:40	05:56:33
DNF	1535	Thomas Craeynest	M	M30-34	 - BEL						
DNF	1539	Rabii RAMZY	M	M35-39	 - FRA	00:51:33	00:12:17	04:34:55	00:06:56	01:44:53	07:30:32
DNF	1555	Tigran Hakobyan	M	M30-34	 - USA	00:48:23	00:12:14	04:27:10	00:14:40	01:45:55	07:28:20

Age Groups - Overall Results

Pos	Start #	Athlete	Gender	Division	Country		T1		T2		Time
DNF	1557	Anushavan Hambardzumyan	M	M35-39	 - USA	00:58:46	00:11:44	04:03:35	00:11:00	02:56:54	08:21:57
DNF	1622	Benjamin Claustre	M	M30-34	 - FRA	00:42:54	00:10:55	03:11:44	00:08:33	02:18:36	06:32:40
DNF	1623	Marc-Antoine Bock	M	M25-29	 - FRA	00:45:47	00:11:28	04:31:20	00:05:04	02:13:15	07:46:52
DNF	1628	Veronique Lestoille	F	F60-64	 - FRA	00:54:34	00:17:21		11:39:42		
DNF	1716	Jean Paul Mendy	M	M50-54	 - FRA	00:44:45	00:10:27				
DNF	1741	Loïc VAN-PUL	M	M25-29	 - FRA	00:41:06	00:22:35	04:49:11			
DNF	1747	Kevin Van Pul	M	M30-34	 - FRA	00:51:25	00:12:06	04:49:48		15:21:07	07:38:25
DNF	1788	Barnabé Philipon	M	M18-24	 - FRA	00:40:27	00:10:36	03:15:20			
DNF	1801	Raphael Presles	M	M25-29	 - GBR	00:42:19	00:12:11	03:16:57	00:08:27		
DNF	1814	Laila Al Adwani	F	F25-29	 - GBR	00:43:04	00:06:11				
DNF	1819	Jerome Bryssinck	M	M40-44	 - BEL	00:33:20	00:08:48				
DNF	1850	Sandia Eichacker	M	M40-44	 - FRA	00:33:50	00:11:41	03:02:13	00:04:53	01:20:43	05:13:19
DNF	1867	Romain Iacombe	M	M25-29	 - FRA	00:40:16	00:09:06				
DNF	1891	Didier JAMROZIK	M	M55-59	 - FRA				10:21:12		
DNF	1894	Thomas BRETON	M	M30-34	 - FRA	00:42:42	00:11:39	05:07:29	00:05:44	01:28:59	07:36:31
DNF	1915	Jorick PICCO	M	M40-44	 - FRA	00:34:18	00:06:46	02:41:45	00:10:49		
DNF	1965	Andrei Postoaca	M	M45-49	 - SWE	00:57:09	00:14:37	04:16:25	00:11:23		
DNF	1971	Etienne Gard	M	M30-34	 - CHE	00:36:00	00:07:35	02:55:20	00:05:05		
DNF	1975	Jean-Claude McMenamin	M	M40-44	 - ZAF	00:51:06	00:17:59				
DNF	1982	JORGE GONZÁLEZ MARTÍNE	M	M30-34	 - ESP	00:50:52	00:15:03	03:09:51	00:08:30		
DNF	2034	Henri de Mandiargues	M	M55-59	 - FRA	00:52:51	00:19:58	04:09:46	00:22:46		
DNF	2060	Alibek Ibraimoff	M	M35-39	 - KAZ	00:52:01	00:15:01	03:59:59	00:08:44	00:45:23	06:01:06
DNF	2101	Vincent DAGUET	M	M60-64	 - FRA			10:18:36			
DNS	55	ROLAND Hermens	M	M55-59	 - NLD						
DNS	904	gaby cauwel	M	M25-29	 - FRA						
DNS	1141	Till Briskot	M	M30-34	 - DEU						
DNS	1259	Philip Otterdahl	M	M30-34	 - SWE						

Age Groups - Overall Results

Pos	Start #	Athlete	Gender	Division	Country		T1		T2		Time
DNS	1525	Yann DEBEC	M	M50-54	 - FRA						
DNS	1569	Tom Descomps	M	M25-29	 - FRA						
DNS	1589	Caroline Barbé	F	F30-34	 - BEL						
DNS	1636	Serge DELUY	M	M70-74	 - FRA						
DNS	1826	catherine houseaux	F	F55-59	 - FRA						
DNS	1883	Christophe Halleumieux	M	M50-54	 - FRA						
DNS	2019	Thierry Raimondo	M	M60-64	 - FRA						