

• Your perfect fit

Brink towbars catalogue 2019



BRiNK[®]

Your perfect fit
brink.eu

• Brink towbars catalogue 2019

This catalogue contains Brink's range of towbars, wiring kits and accessories. Brink Group develops over one hundred new products every year. For an up-to-date overview of all available products, please consult the online catalogue on our website (www.brink.eu).

Customer Service

You can contact our Customer Service for questions about availability, to place an order or for assistance with the installation of a towbar or wiring kit.

Telephone 02476 355810
Fax 02476 352024
E-mail salesin.box@brink.eu

Opening hours

Monday to Friday from 09.00 to 17.00 hours.

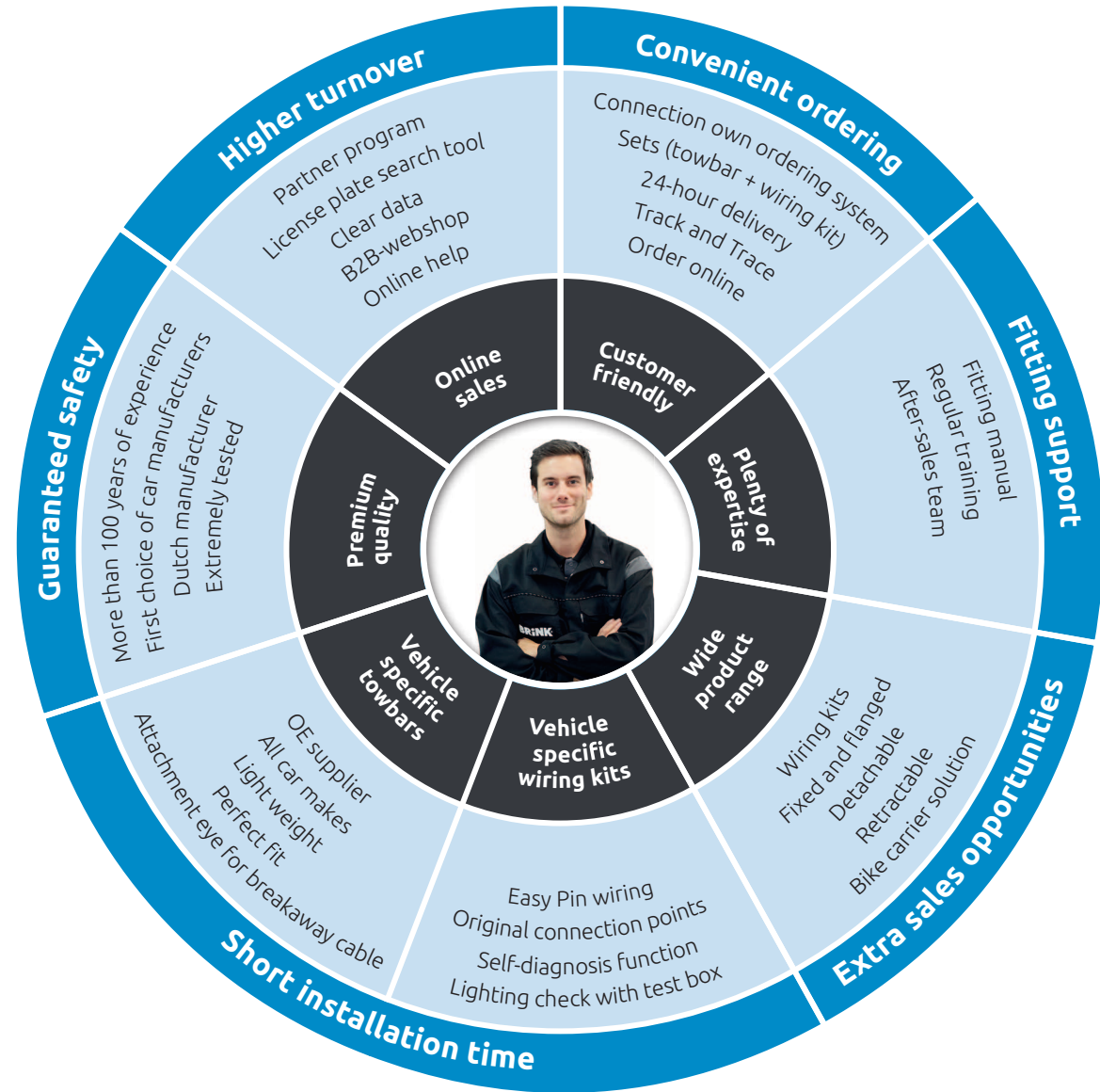


Brink

Your perfect fit for fitters

What is the strength of Brink that provides real benefits for fitters? What customised solutions does Brink provide them? And what sort of results does a collaboration with Brink produce?












In this catalogue we would like to give a clear and concise list of reasons why Brink is the favourite choice for fitters, thanks to our motto:
Your perfect fit!





The power of Brink
 Tailored solutions by Brink
 Brink's result

Legend

Towbar information

 Vehicle make & model	 Towbar part number
 Towbar type	 Application year
 Bumpercut • Visible ◦ Invisible No mention is no cut necessary	 Approval type EC European approval 55R European approval +
 Bumper removal	 Maximum trailer weight
 D-value	 Maximum vertical load
 Information	

Fitting times

 Towbar fitting time (Hours)
 Wiring kit fitting time (Hours)

Other

* As available
 Aluminium imperial
 Ladder

Towbar type


Retractable

 MX Manually retractable

Detachable

 BMU Vertically detachable

 BMA Diagonally detachable

 BMC Horizontally detachable

RMC RMC Bike carrier solution







Permanently mounted

 Fixed towbar (swan neck)

 2-hole flanged ball

 4-hole flanged ball

Wiring kit

 Wiring kit order number	 Polarity (7) pin (13) pin
 Wiring kit communicates with CAN data • Yes	
 Activation • Automatic ◦ Activation necessary D Activation necessary at dealer	 Parking sensor switch-off • Automatic ◦ Activation necessary S By switch in vehicle D Activation necessary at dealer
 Continuous power A No power supply (pin 9), extension kit 764129 required B Power supply (pin 9), prepared, extension kit 764129 required C Incl. power supply (pin 9) G No continuous power solution available H Power supply (pin 9), prepared, extension kit 764169 required K No power supply (pin 9), extension kit 764189 required M No power supply (pin 9), extension kit 764149 required O No power supply (pin 9), extension kit 764199 required R No power supply (pin 9), extension kit 765079 required	
 Ignition switched continuous power D No battery charge (pin 10), extension kit 764139 required E Battery charge (pin 10), extension kit 764139 required F Incl. battery charge (pin 10) G No continuous power solution available I Battery charge (pin 10), extension kit 764179 required J Battery charge (pin 10), extension kit 764169 required L Battery charge (pin 10), extension kit 764189 required N Battery charge (pin 10), extension kit 764159 required P Battery charge (pin 10), extension kit 764199 required Q Battery charge (pin 10), extension kit 765079 required S Battery charge (pin 10), extension kit 765089 required	

Contents

Digital catalogue on shop.brink.eu	6
Brink E-learning	7
Assortment	8
Brink flanged ball towbars	10
Brink universal wiring kits	10
Brink overview of combinations plugs, sockets and adapters	11
Brink accessories and replacement parts	12
Product information	15
General conditions of sale	180

Disclaimer

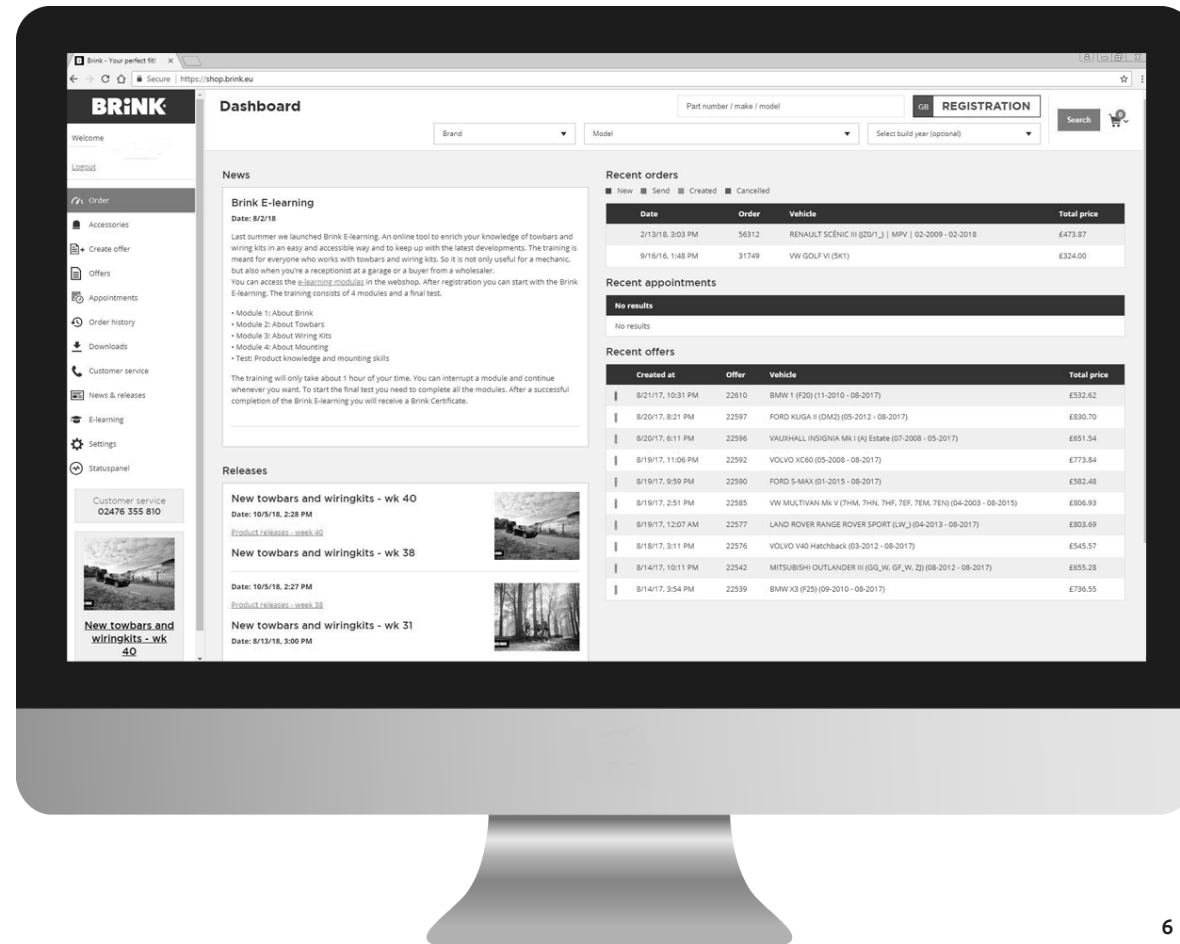
Although this catalogue has been composed with the utmost care, Brink Towing Systems Ltd. cannot be held responsible for any errors, incompleteness or printing errors of any nature. The information contained in this publication may not be reproduced without express written permission from Brink Towing Systems Ltd.

Digital catalogue on shop.brink.eu

We are pleased to present the Brink catalogue, 2019 edition for all Brink towbars, wiring kits and accessories.

If you would like to be kept up-to-date with all the latest information throughout the year, please consult our webshop: shop.brink.eu. You will find all Brink products and accessories quickly and easily in the webshop.

Go to shop.brink.eu and log in with your account. Don't have a login? Ask for one using the registration form on www.brink.eu via the Fitting partners login button – Request Login.



Brink E-learning

It is important to keep up with the newest developments on towbars and wiring kits. But you or your (new) employees don't always have the time or resources to study the basics.

Brink sees the need of a platform where you can enrich your knowledge in an easy and quick way. Therefore, we have developed an e-learning module: an easily accessible online platform where you can learn more about towbars and wiring kits.

For whom is Brink E-learning?

The training is meant for everyone who works with towbars and wiring kits. So it is not only useful for a fitter, but also when you're a front office employee at a garage or a buyer from a wholesaler is it very useful to have basic knowledge of towbars and wiring kits.

How does it work?

Visit www.brink.eu/e-learning, choose your language and register yourself. After registration, you can start with the modules. The training exists of 4 modules and a final exam:

- Module 1: About Brink
- Module 2: About towbars
- Module 3: About wiring kits
- Module 4: About fitting
- Exam: Product knowledge and fitting skills

The complete training with four modules will take an hour of your time. You can always stop the training and continue with it later. You need to finish all modules before you can start the exam. When successfully finishing the exam, you will receive a Brink certificate.



Assortment



Brink MX

Retractable towbar

For people who use their towbar regularly, who find the design of their car important and who want maximum usability, Brink developed the retractable towbar. With a simple hand movement the socket plate and the ball are ready to use. After use, the ball and socket plate can be stored behind the bumper with a fluent rotational movement.



Brink BMU

Vertically detachable towbar

The majority of Brink vertical detachable towbars offer a fully invisible solution after removal of the ball. This is possible because the housing in which you lock the ball is hidden behind the bumper. Also the socket plate can be swiveled behind the bumper with a rotational movement. Once removed, the towball is stored inside the boot so the BMU is a truly invisible system.



Brink BMA

Diagonally detachable towbar

The diagonally detachable towbar offers great usability. The housing remains partly visible after removing the ball, therefore it is easy to locate the housing when inserting the ball. With this system it is also possible to store the socket plate behind the bumper and store the loose ball in the boot in a storage bag. The result being, in many cases the BMA is also an invisible system.



Brink RMC

Bike carrier solution

Thanks to the Brink bike carrier solution cycling enthusiasts who own a car that is not allowed to tow a trailer according to the guidelines of the car manufacturer can now practice their hobby without any issues. Especially for environmentally friendly cars, Brink developed a system that allows people to carry weight instead of pulling it.



Brink BMC

Horizontally detachable towbar

The horizontally detachable towbar shines in usability. With this system the sleeve is fully visible under the bumper and therefore easy to locate when placing the ball. Some BMA system utilize a fold away socket but this depends on the design of the vehicle. After removal the loose ball can be stored in the boot in a storage bag.



Brink fixed towbar

For frequent users of a towbar a Brink fixed is ideal. It is permanently available, maintenance-free and lasts the entire lifetime of the car. A fixed towbar is suitable for any type of bike carrier. And whether it comes to towing a trailer, caravan, horse or boat trailer; a fixed towbar can face any challenge. Brink's fixed swan neck system is available for most vehicle makes and models.



Brink flanged ball towbar

For owners of a van, pick-up or chassis cab the Brink flanged ball towbar might be the best option. This fixed towbar is made for the heavier work and is therefore mostly used in the professional sector. It can easily tow trailers with a weight of more than 3 tonnes. The flanged ball is available in three types: 2 hole, 4 hole and 4 hole with a low ball height.



Brink wiring kits

The car specific Brink wiring kit guarantees an optimal connection between your car and your trailer, bike carrier or caravan. A safe journey not only depends on the type of towbar mounted under your car, but also on the wiring that provides the towed object or bike carrier with power. Brink offers wiring kits with seven and thirteen pin sockets. Besides car specific wiring kits, Brink also offers universal wiring kits with seven and thirteen pin sockets.



Brink ARB professional aluminum Roof Rack

The Brink ARB professional for commercial vehicles is an innovative, user friendly and safe solution for transporting voluminous goods and tooling on the roof of LCV's. The high quality product is made of aluminum and distinguished by its light weight. This makes the Brink ARB professional easy to handle and to assemble. The aluminum roof basket can be equipped with additional accessories (spoiler, scale, loading roller) to make the transport of cargo on the roof of LCV's even easier.

BRINK FLANGED BALL TOWBARS

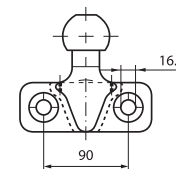
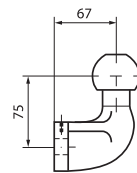
Flange towbar (2 holes)

Approval type: EC

Maximum trailer weight: 3500

D-value: 18.50

Maximum vertical load: 250



9078032



Alko 3.5T Universal coupling with 25mm hardened pin

9530089



BRINK UNIVERSAL WIRING KITS

Part number		766077	766087
1	7 pin	12N	12S
2	Suitable for passenger cars	✓	✓
3	Foglight disconnection	✓	✓
4	C2	✓	✓
5	Check Control	✓	✓

4. Warning system for a broken indicator light.
5. Suitable for cars with light control.


BRINK OVERVIEW OF COMBINATIONS PLUGS, SOCKETS AND ADAPTERS

MOST FREQUENTLY USED SYSTEMS

13-pin DIN (Jaeger)



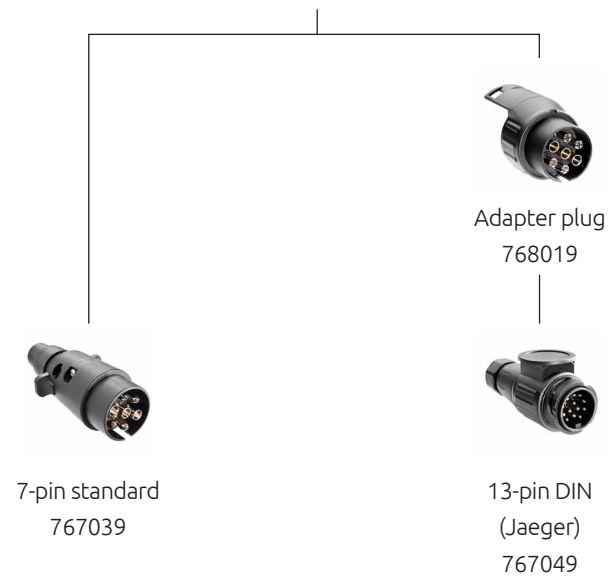
Socket
767019














7-pin standard



Socket
761759







BRINK ACCESSORIES AND REPLACEMENT PARTS

EXTENSION KITS			ADAPTERS		
Extension kit, 7P-->13P, 5-core kit + socket	761719		Adapter plug 7P (car) --> 13P (trailer)	768019	
SOCKETS			SOCKET SEALS		
Socket 7P including rubber seal	761759		Socket seal for socket (round)	762469	
Socket 7P with microswitch, including rubber seal	767129		Right-angle socket seal for socket (with two flat sides)	762989	
Socket 13p with microswitch, including fitting materials	767139		PLUGS		
ADAPTERS			Plug 7P	767039	
Adapter plug 13P (car) --> 7P (trailer)	768009		Plug 13P	767049	
Adapter plug 13P to 12N/12S systems	767179				


* Brink delivers various extension kits for switching on constant power. These sets are vehicle specific. You will find information about the sets in the vehicles technical data and in the legend.

BRINK ACCESSORIES AND REPLACEMENT PARTS




SOCKET PLATES

Socket plate left Clamped socket plate for swan neck with provision for breakaway cable	9520079	
Socket plate right Clamped socket plate for swan neck with provision for breakaway cable	9520095	
Bolted socket plate, right-angle, universal	9520064	
Socket plate, universal	9520092	




UNIVERSAL TOWSTEP

Dimensions: 750 x 148 x 40 mm Fitting holes: 90 mm distance and 16,5 mm section	9077191	
--	---------	--







DUMMY SETS

Dummy set BMA/BMC/BMM	9077070	
Dummy set BMA/BMC/BMM (with Brink logo)	9077067	
Dummy set BMU	9076999	

SECURITY HOUSINGS

Dummy set for BM-system	8901005	
Security housing for BMC 2 (short ejector pin)	9077038	
Security housing (SmartClick) for BM 2 (long ejector pin)	9077039	

BRINK ACCESSORIES AND REPLACEMENT PARTS

KEYS			OTHER		
BMC lock + 2 keys	9077760		Pouch for towbar ball (textile)	9078003	
Keys BMA. 2 Numbered keys, contact customer service			Ballcap	8077800	
			Covering anti-theft lock BMU	9078268	
			Brink trailer simulator. Compact, portable set to check a towbar wiring kit on correct installation	765069	

Vehicle data	Towbar data										Wiring kit data										
ALFA ROMEO																					
147 Hatchback (937_) 2000-2010	476500		-	not for GTA	○		1300	60	2,25	392											
	476400		-	not for GTA	○		1300	60	2,25	254											
156 Saloon (932_) 1997-2005	395700		- 07.2003	also fits Q4			1450	60	1,75	233											
156 Sportwagon (932_) 1997-2006	395700		-	also fits Crosswagon Q4 also fits Q4			1450	60	1,75	233											
159 Saloon (939_) 2005-2012	476700		-	also fits Q4	●		1800	75	2	351											
	476600		-	also fits Q4	○		1800	75	2	212											
159 Sportwagon (939_) 2005-2012	476700		-	also fits Q4	●		1800	75	2	351											
	476600		-	also fits Q4	○		1800	75	2	212											
GIULIA Saloon (952_) 2015-	631700		-	not for Veloce Attention! Extra bumper cover (50549357) plate can be ordered at the dealer	●		1600	100	1,75	450	700248	13	04.2016 -		●	●	S	C	F	1	260
	631600		-	not for Veloce	●		1600	100	1,25	256	700247	7	04.2016 -		●	●	S	G	G	1	187
	620500 *		-	not for petrol version not for Veloce	●		1600	100	1,75	245											
GIULIETTA Hatchback (940_) 2010-	532200		-	not for Sprint not for Veloce	○		1500	90	1,75	373											
	532100		-	not for Sprint not for Veloce	○		1500	90	1,75	216											
GT Coupe (937_) 2003-2010	396200 *		-	fits only Impression / Progression / Distinctive	●		1400	60	1,75	378											
MITO Hatchback (955_) 2008-	498500		-		○		1000	60	1,75	408											
STELVIO Hatchback (949_) 2016-	632800		-	not for Quadrifoglio also fits 4WD	○		2300	95	2	501											
	632700		-	not for Quadrifoglio also fits 4WD	○		2300	95	2	288											

Vehicle data	Towbar data										Wiring kit data											
AUDI																						
A1 Hatchback (8X1, 8XK) 2010-2018	625200		-	also fits S-line -> 2015 Attention! Spoiler needs to be replaced. Spoiler, together with bumper cover plate, can be ordered at the dealer 2015-> possibility to make a bumper cut or order spoiler with bumper cover at the dealer			1200	86	1,75	416	701477	7	08.2010 -		•	○	○	G	G	0,75	165	
	536700		-	not for S-Line	•		1200	50	1,75	351												
	531900		-	not for S-Line	○		1200	85	1,75	182												
A1 Sportback (8XA, 8XF) 2011-2018	625200		-	also fits S-line -> 2015 Attention! Spoiler needs to be replaced. Spoiler, together with bumper cover plate, can be ordered at the dealer 2015-> possibility to make a bumper cut or order spoiler with bumper cover at the dealer			1200	86	1,75	416	701477	7	02.2012 -		•	○	○	G	G	0,75	165	
	536700		-	not for S-Line	•		1200	50	1,75	351												
	531900		-	not for S-Line	○		1200	85	1,75	182												
A3 Convertible (8V7, 8VE) 2013-	606500		- 06.2016	not for Quattro not for S3 Attention! Spoiler needs to be replaced. Spoiler, together with bumper cover plate, can be ordered at the dealer fits also for S-Line with bumper cover	○		2000	85	1,75	433	756807	7	03.2014 - 05.2014		•	○	○	G	G	1	206	
				not for Quattro also fits S-line Attention! Depending on engine version, changes may be necessary in the cooling system							701508	13	06.2014 -		•	○	○	C	F	3	222	
	621500		07.2016 -	not for Quattro also fits S-line Attention! Depending on engine version, changes may be necessary in the cooling system			2000	85	1,75	421	701507	7	06.2014 -		•	○	○	G	G	2	197	
	621400		07.2016 -	not for Quattro also fits S-line Attention! Depending on engine version, changes may be necessary in the cooling system	○		2000	85	1,75	202												

Vehicle data	Towbar data										Wiring kit data										
AUDI																					
A3 Hatchback (8L1) 1996-2006	297800		-	not for Quattro not for S3	○		1500	75	1,25	302											
	296400		-	not for Quattro not for S3			1500	75	1,25	218											
	524900		-	not for Quattro not for S3	○		1500	75	1,25	167											
A3 Hatchback (8P1) 2003-2013	515100		07.2008 -	not for S-Line not for Quattro not for Cabrio not for S3 Attention! Spoiler needs to be replaced. Spoiler, together with bumper cover plate, can be ordered at the dealer	●		1700	100	1,75	321	701418	13	05.2003 - 07.2012		●	○	○	H	J	1,25	206
											701417	7	05.2003 - 07.2012		●	○	○	G	G	0,75	178
											756598	13	-		●	○		C	I	1,5	203
	509800		07.2008 -	not for S-Line not for Quattro not for Cabrio not for S3	●		1800	100	1,25	374											
	509700		07.2008 -	not for S-Line not for Quattro not for Cabrio not for S3	●		1800	100	1,25	218											
A3 Hatchback (8V1, 8VK) 2012-	606500		- 06.2016	not for S-Line not for Quattro not for S3 Attention! Spoiler needs to be replaced. Spoiler, together with bumper cover plate, can be ordered at the dealer			2000	85	1,75	433	756807	7	08.2012 - 05.2014		●	○	○	G	G	1	206
											701508	13	06.2014 -		●	○	○	C	F	3	222
											701507	7	06.2014 -		●	○	○	G	G	2	197
	567000		- 06.2016	not for S-Line not for Quattro not for S3	●		2000	80	1,75	167											

Vehicle data	Towbar data									Wiring kit data												
AUDI																						
A3 Limousine (8VS, 8VM) 2013-	606500		- 06.2016	not for S3 not for RS3 Quattro possibility to make a bumper cut or order spoiler with bumper cover at the dealer fits also for S-Line with bumper cover	○		2000	85	1,75	433	756807	7	09.2013 - 05.2014		●	○	○	G	G	1	206	
											701508	13	06.2014 -		●	○	○	C	F	3	222	
											701507	7	06.2014 -		●	○	○	G	G	2	197	
	585000 *		- 06.2016	not for S-Line not for S3 not for RS3 Quattro			2000	80	1,75	202												
621500		07.2016 -	not for Quattro not for RS3 Quattro also fits S-line Attention! Depending on engine version, changes may be necessary in the cooling system			2000	85	1,75	421													
621400		07.2016 -	not for Quattro not for RS3 Quattro also fits S-line Attention! Depending on engine version, changes may be necessary in the cooling system	○		2000	85	1,75	202													
A3 Sportback (8PA) 2004-2015	451700		- 06.2008	not for S-Line not for S3 not for RS3 Quattro also fits Quattro	●		1800	75	1,25	335	701418	13	09.2004 - 01.2013		●	○	○	H	J	1,25	206	
											701417	7	09.2004 - 01.2013		●	○	○	G	G	0,75	178	
	441000		- 06.2008	not for S-Line not for S3 not for RS3 Quattro also fits Quattro	●		1800	75	1,25	177	756598	13	-		●	○	○	C	I	1,75	203	
	509800		07.2008 -	not for S-Line not for S-Line Styling not for S3 not for RS3 Quattro	●		1800	100	1,25	374												
509700		07.2008 -	not for S-Line not for S-Line Styling not for S3 not for RS3 Quattro	●		1800	100	1,25	218													
A3 Sportback (8VA, 8VF) 2012-											756807	7	02.2013 - 05.2014		●	○	○	G	G	1	206	
											701508	13	06.2014 -		●	○	○	C	F	3	222	
											701507	7	06.2014 -		●	○	○	G	G	2	197	

Vehicle data			Towbar data							Wiring kit data										
AUDI																				
	606500		- 06.2016	not for Quattro not for S3 not for RS3 Quattro also fits e-tron also fits G-tron also fits S-line Attention! Depending on engine version, changes may be necessary in the cooling system Attention! Spoiler needs to be replaced. Spoiler, together with bumper cover plate, can be ordered at the dealer fits also for S-Line with bumper cover				2000	85	1,75	433									
	570900		- 06.2016	not for Quattro not for S3 not for RS3 Quattro Attention! Depending on engine version, changes may be necessary in the cooling system Towbar fits for vehicles with and without bumper cover	•			2000	80	1,75	321									
	643700		-	not for Quattro not for S3 not for RS3 Quattro also fits e-tron also fits G-tron also fits S-line Attention! Depending on engine version, changes may be necessary in the cooling system Towbar fits for vehicles with and without bumper cover	○			2000	85	1,75	213									
	621500		07.2016 -	not for Quattro not for RS3 Quattro also fits S-line Attention! Depending on engine version, changes may be necessary in the cooling system				2000	85	1,75	421									

Vehicle data	Towbar data										Wiring kit data															
AUDI	621400		07.2016 -	not for Quattro not for RS3 Quattro also fits S-line Attention! Depending on engine version, changes may be necessary in the cooling system	<input type="radio"/>			2000	85	1,75	202															
A4 Allroad (8KH, B8) 2009-2016	618900		-	also fits Quattro also fits S-line Attention! Depending on engine version, changes may be necessary in the cooling system Attention! Spoiler needs to be replaced. Spoiler can be ordered at the dealer	<input type="radio"/>			2000	90	1,25	416	701468	13	05.2009 -						<input checked="" type="radio"/>	<input type="radio"/>	<input type="radio"/>	C	F	1	195
												701467	7	05.2009 -						<input checked="" type="radio"/>	<input type="radio"/>	<input type="radio"/>	G	G	0,5	173
A4 Allroad (8WH, B9) 2016-	610900		-	also fits Quattro also fits S-line also fits vehicles with "smart opener system"	<input type="radio"/>			2100	90	1,25	392	701518	13	-						<input checked="" type="radio"/>	<input type="radio"/>	<input type="radio"/>	C	F	0,75	222
												701517	7	-						<input checked="" type="radio"/>	<input type="radio"/>	<input type="radio"/>	G	G	0,75	200
A4 Avant (8D5, B5) 1994-2001	268500		- 02.1999	also fits Quattro	<input type="radio"/>			1800	75	1,75	338			-												
A4 Avant (8E5, B6) 2000-2005	403100		-	not for S-Line also fits Quattro	<input type="radio"/>			2000	80	1,75	380			-												
	518300		-	also fits Quattro also fits S-line	<input type="radio"/>			2000	80	1,75	222															
A4 Avant (8ED, B7) 2004-2008	470700		-	not for RS4 Quattro also fits Quattro also fits S-line	<input checked="" type="radio"/>			2000	80	1,75	825	701407	7	11.2004 - 03.2008						<input checked="" type="radio"/>	<input type="radio"/>	<input type="radio"/>	G	G	0,75	168
	440400		-	not for RS4 Quattro also fits Quattro also fits S-line	<input checked="" type="radio"/>			2000	80	1,75	375															
	518300		-	not for RS4 Quattro also fits Quattro also fits S-line	<input type="radio"/>			2000	80	1,75	222															

Vehicle data	Towbar data										Wiring kit data											
AUDI A4 Avant (8K5, B8) 2007-2015	493200		-	not for S-Line not for Allroad not for RS4 Quattro Attention! Depending on engine version, changes may be necessary in the cooling system	●		2100	90	1,75	775	701468	13	04.2008 -		●	○	○	C	F	1	195	
	618900		-	not for RS4 Quattro also fits Quattro also fits S-line Attention! Depending on engine version, changes may be necessary in the cooling system	○		2000	90	1,25	416	701467	7	04.2008 -		●	○	○	G	G	0,5	173	
	492600		-	not for Allroad not for RS4 Quattro also fits Quattro also fits S-line Attention! Depending on engine version, changes may be necessary in the cooling system	●		2100	90	1,75	348												
	492500		-	not for S-Line not for Allroad not for RS4 Quattro also fits Quattro Attention! Depending on engine version, changes may be necessary in the cooling system	○		2100	90	1,75	200												

Vehicle data	Towbar data										Wiring kit data											
AUDI																						
A4 Avant (8W5, B9) 2015-	611000		-	not for models with gas installation not for RS4 Quattro also fits Quattro also fits S-line also fits vehicles with "smart opener system"	○		2100	90	1,25	796	701518	13	-	for vehicles with and without prepared connector for wiring kit	●	○	○	C	F	0,75	222	
	610900		-	not for models with gas installation not for RS4 Quattro also fits Quattro also fits S-line also fits vehicles with "smart opener system"	○		2100	90	1,25	392	701517	7	-	for vehicles with and without prepared connector for wiring kit	●	○	○	G	G	0,75	200	
	610800		-	not for models with gas installation not for RS4 Quattro also fits Quattro also fits S-line also fits vehicles with "smart opener system"	○		2100	90	1,25	195												
A4 Convertible (8H7, B6, 8HE, B7) 2002-2009	440400		-	not for RS4 Quattro	●		2000	80	1,75	375	701407	7	02.2006 - 03.2008		●	○	○	G	G	0,75	168	
	518300		-	not for RS4 Quattro	○		2000	80	1,75	222												
A4 Saloon (8D2, B5) 1994-2001	268500		- 03.1999	also fits Quattro	○		1800	75	1,75	338			-									
A4 Saloon (8E2, B6) 2000-2005	403100		-	not for S-Line also fits Quattro	○		2000	80	1,75	380			-									
	518300		-	also fits Quattro also fits S-line	○		2000	80	1,75	222												
A4 Saloon (8EC, B7) 2004-2008	470700		-	not for S-Line not for RS4 Quattro also fits Quattro	●		2000	80	1,75	825	701407	7	11.2004 - 10.2007		●	○	○	G	G	0,75	168	
	440400		-	not for RS4 Quattro also fits Quattro also fits S-line	●		2000	80	1,75	375												
	518300		-	not for RS4 Quattro also fits Quattro also fits S-line	○		2000	80	1,75	222												

Vehicle data	Towbar data								Wiring kit data													
AUDI																						
A4 Saloon (8K2, B8) 2007-2015	493200		-	not for S-Line also fits Quattro Attention! Depending on engine version, changes may be necessary in the cooling system	●		2100	90	1,75	775	701468	13	11.2007 -		●	○	○	C	F	1	195	
											701467	7	11.2007 -		●	○	○	G	G	0,5	173	
	618900		-	also fits Quattro also fits S-line Attention! Depending on engine version, changes may be necessary in the cooling system	○		2000	90	1,25	416												
	492600		-	not for S-Line also fits Quattro Attention! Depending on engine version, changes may be necessary in the cooling system	●		2100	90	1,75	348												
	492500		-	not for S-Line also fits Quattro Attention! Depending on engine version, changes may be necessary in the cooling system	○		2100	90	1,75	200												
A4 Saloon (8W2, B9) 2015-	611000		-	also fits Quattro also fits S-line also fits vehicles with "smart opener system"	○		2100	90	1,25	796	701518	13	-	for vehicles with and without prepared connector for wiring kit	●	○	○	C	F	0,75	222	
		610900		-	also fits Quattro also fits S-line also fits vehicles with "smart opener system"	○		2100	90	1,25	392	701517	7	-	for vehicles with and without prepared connector for wiring kit	●	○	○	G	G	0,75	200
		610800		-	also fits Quattro also fits S-line also fits vehicles with "smart opener system"	○		2100	90	1,25	195											

Vehicle data	Towbar data										Wiring kit data											
AUDI																						
A5 Convertible (8F7) 2009-2017	618900		-	not for RS5 Quattro also fits Quattro also fits S-line Attention! Depending on engine version, changes may be necessary in the cooling system	○		2000	90	1,25	416	701468	13	-		●	○	○	C	F	1	195	
											701467	7	-		●	○	○	G	G	0,5	173	
	492600		-	not for S-Line not for RS5 Quattro also fits Quattro Attention! Depending on engine version, changes may be necessary in the cooling system	●		2100	90	1,75	348												
	492500		-	not for S-Line not for RS5 Quattro also fits Quattro Attention! Depending on engine version, changes may be necessary in the cooling system	○		2100	90	1,75	200												
A5 Coupe (8T3) 2007-2017	618900		-	not for RS5 Quattro also fits Quattro also fits S-line Attention! Depending on engine version, changes may be necessary in the cooling system	●		2000	90	1,25	416	701468	13	-		●	○	○	C	F	1	195	
											701467	7	-		●	○	○	G	G	0,5	173	
	492600		-	not for S-Line not for RS5 Quattro also fits Quattro Attention! Depending on engine version, changes may be necessary in the cooling system	●		2100	90	1,75	348												
	492500		-	not for S-Line not for RS5 Quattro also fits Quattro Attention! Depending on engine version, changes may be necessary in the cooling system	○		2100	90	1,75	200												

Vehicle data	Towbar data								Wiring kit data												
AUDI																					
A5 Sportback (8TA) 2009-2017	618900		-	also fits Quattro also fits S-line Attention! Depending on engine version, changes may be necessary in the cooling system Attention! Spoiler needs to be replaced. Spoiler can be ordered at the dealer	○	2000	90	1,25	416	701467	7	-			●	○	○	G	G	0,5	173
	492600		-	not for S-Line also fits Quattro Attention! Depending on engine version, changes may be necessary in the cooling system	●	2100	90	1,75	348	701468	13	-			●	○	○	C	F	1	195
	492500		-	not for S-Line also fits Quattro Attention! Depending on engine version, changes may be necessary in the cooling system	○	2100	90	1,75	200												
A6 Allroad (4GH, 4GJ) 2012-2018	545500		-	Attention! Depending on engine version, changes may be necessary in the cooling system	○	2500	100	1,75	786	708488	13	05.2012 -			●	○	○	C	F	0,5	214
	550800		-	Attention! Depending on engine version, changes may be necessary in the cooling system		2500	100	1,25	408	708487	7	05.2012 -			●	○	○	G	G	0,5	178
A6 Avant (4B5, C5) 1997-2005	468600		-	not for Quattro not for V8 not for RS6 Quattro for vehicles without level regulation	○	2100	85	1,25	404			-									
	279700		-	not for Quattro not for V8 not for RS6 Quattro for vehicles without level regulation Warning! Ball is detected by rear sensors	○	2100	85	1,25	219												

Vehicle data	Towbar data								Wiring kit data													
AUDI																						
A6 Avant (4F5, C6) 2005-2011	470600		-	not for S-Line not for RS6 Quattro also fits Quattro for vehicles without level regulation	●	2100	85	1,75	790	701428	13	05.2006 -		●	○	○	C	F	0,75	206		
	439900		-	not for S-Line not for RS6 Quattro also fits Quattro for vehicles without level regulation	●	2100	85	1,75	388	701427	7	05.2006 -		●	○	○	G	G	0,5	165		
	511700		-	not for S-Line not for RS6 Quattro also fits Quattro for vehicles without level regulation	●	2100	85	1,75	226													
A6 Avant (4G5, 4GD, C7) 2011-	545500		- 08.2018	also fits Quattro also fits S-line for vehicles without level regulation not for vehicles with "smart opener system"	○	2500	100	1,75	786	708488	13	09.2011 -		●	○	○	C	F	0,5	214		
	589500		- 08.2018	also fits Quattro also fits S-line for vehicles without level regulation		2500	100	1,25	439	708487	7	09.2011 -		●	○	○	G	G	0,5	178		
	550800		- 08.2018	also fits Quattro also fits S-line for vehicles without level regulation	○	2500	100	1,25	408													
	550700		- 08.2018	also fits Quattro also fits S-line for vehicles without level regulation	○	2500	100	1,25	232													
A6 Saloon (4B2, C5) 1997-2005	468600		-	not for Quattro not for V8 not for RS6 Quattro for vehicles without level regulation	○	2100	85	1,25	404			-										
	279700		-	not for Quattro not for V8 not for RS6 Quattro for vehicles without level regulation Warning! Ball is detected by rear sensors	○	2100	85	1,25	219													

Vehicle data	Towbar data								Wiring kit data																		
AUDI																											
A6 Saloon (4F2, C6) 2004-2011	470600		-	not for S-Line not for RS6 Quattro also fits Quattro for vehicles without level regulation	●	2100	85	1,75	790	701428	13	-		●	○	○	C	F	0,75	206							
	439900		-	not for S-Line not for RS6 Quattro also fits Quattro for vehicles without level regulation	●	2100	85	1,75	388	701427	7	-		●	○	○	G	G	0,5	165							
	511700		-	not for S-Line not for RS6 Quattro also fits Quattro for vehicles without level regulation	●	2100	85	1,75	226																		
A6 Saloon (4G2, 4GC, C7) 2010-	545500		- 06.2018	not for Hybrid also fits Quattro also fits S-line for vehicles without level regulation	○	2500	100	1,75	786	708488	13	03.2011 -		●	○	○	C	F	0,5	214							
	589500		- 06.2018	not for Hybrid also fits Quattro also fits S-line for vehicles without level regulation	○	2500	100	1,25	439	708487	7	03.2011 -		●	○	○	G	G	0,5	178							
	550800		- 06.2018	not for Hybrid also fits Quattro also fits S-line for vehicles without level regulation	○	2500	100	1,25	408																		
	550700		- 06.2018	not for Hybrid also fits Quattro also fits S-line for vehicles without level regulation	○	2500	100	1,25	232																		
A7 Sportback (4GA, 4GF) 2010-2018	545100		-	also fits Quattro also fits S-line	○	2500	100	1,75	779	708488	13	-		●	○	○	C	F	0,5	214							
	589500		-	also fits Quattro also fits S-line	○	2500	100	1,25	439	708487	7	-		●	○	○	G	G	0,5	178							
	550800		-	not for S-Line also fits Quattro	○	2500	100	1,75	408																		
A7 Sportback (4KA) 2017-	656900		-	also fits vehicles with "smart opener system"		2000	100	1	446			-															
	656800		-	also fits vehicles with "smart opener system"		2000	100	1	259																		

Vehicle data	Towbar data										Wiring kit data											
AUDI																						
Q2 Closed Off-Road Vehicle (GAB) 2016-	628300		-	also fits Quattro also fits S-line	<input type="radio"/>		1850	75	1,25	422	701508	13	-	for vehicles with and without prepared connector for wiring kit	<input checked="" type="radio"/>	<input type="radio"/>	D	C	F	3	222	
	628200		-	also fits Quattro also fits S-line	<input type="radio"/>		1850	75	1,25	218	701507	7	-	for vehicles with and without prepared connector for wiring kit	<input checked="" type="radio"/>	<input type="radio"/>	D	G	G	2	197	
Q3 Closed Off-Road Vehicle (8UB, 8UG) 2011-	624000		- 11.2018	not for RS Quattro also fits Quattro Attention! Depending on engine version, changes may be necessary in the cooling system also fits S-Line with and without bumper cover	<input type="radio"/>		2500	100	1,25	466	701418	13	10.2011 -		<input checked="" type="radio"/>	<input type="radio"/>	<input type="radio"/>	H	J	1,25	206	
											701417	7	10.2011 -		<input checked="" type="radio"/>	<input type="radio"/>	<input type="radio"/>	G	G	0,75	178	
											756598	13	-		<input checked="" type="radio"/>	<input type="radio"/>	<input type="radio"/>	C	I	1,75	203	
	604000		-	not for RS Quattro Attention! Depending on engine version, changes may be necessary in the cooling system also fits S-Line with and without bumper cover	<input type="radio"/>		2500	80	1,25	410												
617100		-	not for RS Quattro also fits S-line Attention! Depending on engine version, changes may be necessary in the cooling system also fits S-Line with and without bumper cover	<input type="radio"/>		2500	100	1,25	446													
618600		- 11.2018	not for RS Quattro also fits S-line Attention! Depending on engine version, changes may be necessary in the cooling system	<input type="radio"/>		2500	100	1,25	234													

Vehicle data	Towbar data										Wiring kit data											
AUDI																						
Q5 Closed Off-Road Vehicle (8RB) 2008-	592300		- 12.2016	not for SQ5 also fits Hybrid also fits Quattro also fits S-line Attention! Depending on engine version, changes may be necessary in the cooling system for vehicles with and without bumper cover	○	2400	100	1,75	475	701468	13	-		●	○				C	F	1,5	195
										701467	7	-		●	○				G	G	1,5	173
	513900		- 12.2016	not for SQ5 also fits Hybrid also fits Quattro also fits S-line Attention! Depending on engine version, changes may be necessary in the cooling system	●	2400	80	1,75	426													
	513800		- 12.2016	not for SQ5 also fits Hybrid also fits Quattro also fits S-line Attention! Depending on engine version, changes may be necessary in the cooling system	●	2400	80	1,75	275													
Q5 Closed Off-Road Vehicle (FYB) 2016-	632600		-	not for SQ5 also fits Quattro also fits S-line No bumper cut required for cars with tow bar preparation	○	2400	100	1,75	788	701518	13	-	for vehicles with and without prepared connector for wiring kit	●	○	○			C	F	0,75	222
										701517	7	-	for vehicles with and without prepared connector for wiring kit	●	○	○			G	G	0,75	200
	632500		-	not for SQ5 also fits Quattro also fits S-line No bumper cut required for cars with tow bar preparation	○	2400	100	1,5	444													
		632400		-	not for SQ5 also fits Quattro also fits S-line No bumper cut required for cars with tow bar preparation	○	2400	100	1,5	242												
Q7 Closed Off-Road Vehicle (4LB) 2006-2016	461400		-	not for S-Line for vehicles without panoramic roof	●	3500	140	1,25	417	701438	13	-		●	○	○			B	I	1,25	189
										701437	7	-		●	○	○			G	G	0,5	178

Vehicle data		Towbar data								Wiring kit data												
AUDI																						
Q7 Closed Off-Road Vehicle (4MB) 2015-	606400		-	not for SQ7	○		3500	140	1,5	494	701518	13	-	for vehicles with and without prepared connector for wiring kit	●	○	○	C	F	0,75	222	
											701517	7	-	for vehicles with and without prepared connector for wiring kit	●	○	○	G	G	0,75	200	
BMW																						
1 (F20) 2010-	617900		-	not for M-Series not for 135i not for 116i/118i (05-2014 - 01-2018) not for 120i (09-2015 - 10-2016) not for 125i (05-2014 - 06-2016) also fits 3 cylinder also fits Efficient Dynamics Edition that is allowed to tow also fits M-Sport package			2000	80	1,25	448	703448	13	09.2011 - 02.2014		●	No	S	C	F	1	206	
											703447	7	09.2011 - 02.2014		●	No	S	G	G	1	173	
											703468	13	03.2014 -		●	●	S	C	F	0,75	206	
											703467	7	03.2014 -		●	●	S	G	G	0,75	162	
	549600		-	not for M-Series not for M-Sport package not for 135i not for 116i/118i (05-2014 - 01-2018) not for 120i (09-2015 - 10-2016) not for 125i (05-2014 - 06-2016) also fits 3 cylinder also fits Efficient Dynamics Edition that is allowed to tow	●		1600	75	1,25	335												
	549500		-	not for M-Series not for M-Sport package not for 135i not for 116i/118i (05-2014 - 01-2018) not for 120i (09-2015 - 10-2016) not for 125i (05-2014 - 06-2016) also fits 3 cylinder also fits Efficient Dynamics Edition that is allowed to tow			1600	75	1,25	181												

Vehicle data	Towbar data										Wiring kit data										
BMW																					
1 (F21) 2011-	617900		-	not for M-Series not for 135i not for 116i/118i (05-2014 - 01-2018) not for 120i (09-2015 - 10-2016) not for 125i (05-2014 - 06-2016) also fits 3 cylinder also fits Efficient Dynamics Edition that is allowed to tow also fits M-Sport package			2000	80	1,25	448	703448	13	09.2012 - 02.2014		•	No	S	C	F	1	206
											703447	7	09.2012 - 02.2014		•	No	S	G	G	1	173
											703468	13	03.2014 -		•	•	S	C	F	0,75	206
											703467	7	03.2014 -		•	•	S	G	G	0,75	162
	549600		-	not for M-Series not for M-Sport package not for 135i not for 116i/118i (05-2014 - 01-2018) not for 120i (09-2015 - 10-2016) not for 125i (05-2014 - 06-2016) also fits 3 cylinder also fits Efficient Dynamics Edition that is allowed to tow	•		1600	75	1,25	335											
	549500		-	not for M-Series not for M-Sport package not for 135i not for 116i/118i (05-2014 - 01-2018) not for 120i (09-2015 - 10-2016) not for 125i (05-2014 - 06-2016) also fits 3 cylinder also fits Efficient Dynamics Edition that is allowed to tow			1600	75	1,25	181											
1 Coupe (E82) 2006-2013	444600		-	not for M-Series not for 135i	○		1900	75	1,25	345	703328	13	11.2007 -			No	•	C	F	0,75	206
											703327	7	11.2007 -		•	No	•	G	G	0,75	178
1 Hatchback (E81) 2006-2012	444600		-	not for M-Series not for M-Sport package for vehicles which are allowed to tow	○		1900	75	1,25	345	703328	13	05.2007 -			No	•	C	F	0,75	206
											703327	7	05.2007 -		•	No	•	G	G	0,75	178
1 Hatchback (E87) 2003-2013	444600		-	not for M-Series not for M-Sport package	○		1900	75	1,25	345	703328	13	09.2004 -			No	•	C	F	0,75	206
											703327	7	09.2004 -		•	No	•	G	G	0,75	178
2 Active Tourer (F45) 2013-	617900		-	not for M-Series not for Hybrid also fits M-Sport package also fits xDrive			2000	80	1,25	448	703478	13	09.2014 -		•	No	S	H	J	1	189
											703477	7	09.2014 -		•	No	S	G	G	1	165

Vehicle data	Towbar data										Wiring kit data											
BMW																						
2 Convertible (F23) 2014-			-								703468	13	03.2015 -		•	•	S	C	F	0,75	206	
											703467	7	03.2015 -		•	•	S	G	G	0,75	162	
2 Coupe (F22, F87) 2012-	617900		-	not for M-Series also fits M-Sport package also fits xDrive			2000	80	1,25	448	703468	13	03.2014 -		•	•	S	C	F	0,75	206	
											703467	7	03.2014 -		•	•	S	G	G	0,75	162	
2 Gran Tourer (F46) 2014-	617900		-	also fits M-Sport package also fits xDrive			2000	80	1,25	448	703478	13	06.2015 -		•	No	S	H	J	1	189	
	602400		-	not for M-Sport package also fits xDrive			1600	75	1,25	169	703477	7	06.2015 -		•	No	S	G	G	1	165	
	614000		-	not for M-Sport package also fits xDrive			2000	80	1,25	191												
3 Compact (E46) 2001-2005	384500		-	not for M-Series	○		1800	75	1,75	250	703217	7	06.2001 -			No	•	G	G	1	178	
3 Coupe (E46) 1999-2006	296600		-	not for M-Series not for 4WD	○		1800	75	1,75	385	703217	7	04.1999 -			No	•	G	G	1	178	
	384500		-	not for M-Series not for 4WD	○		1800	75	1,75	250												
3 Gran Turismo (F34) 2012-	581800		-	not for M-Series not for M-Sport package also fits xDrive			1800	75	1,75	438	703448	13	06.2013 - 02.2014		•	No	S	C	F	1	206	
											703447	7	06.2013 - 02.2014		•	No	S	G	G	1	173	
											703468	13	03.2014 -		•	•	S	C	F	0,75	206	
											703467	7	03.2014 -		•	•	S	G	G	0,75	162	
3 Saloon (E46) 1998-2005	296600		-	not for M-Series	○		1800	75	1,75	385	703217	7	04.1998 -			No	•	G	G	1	178	
	384500		-	not for M-Series not for vehicles with PDC in bottom of the bumper	○		1800	75	1,75	250												

Vehicle data		Towbar data								Wiring kit data												
BMW																						
3 Saloon (E90) 2004-2012	470800		-	not for M-Series not for M-Sport package not for 335i not for 335d also fits xDrive	○	1900	75	1,25	771	703328	13	03.2005 -			No	●	C	F	0,75	206		
										703327	7	03.2005 -			●	No	●	G	G	0,75	178	
	444600		-	not for M-Series not for M-Sport package not for 335i not for 335d also fits xDrive	○	1900	75	1,25	345													
	444500		-	not for M-Series not for M-Sport package not for 335i not for 335d also fits xDrive	○	1900	75	1,25	179													
3 Saloon (F30, F80) 2011-2018	586200		-	not for M-Series also fits 3 cylinder also fits Efficient Dynamics Edition that is allowed to tow also fits M-Sport package also fits xDrive	○	1800	75	1,25	765	703448	13	02.2012 - 02.2014			●	No	S	C	F	1	206	
										703447	7	02.2012 - 02.2014			●	No	S	G	G	1	173	
										703468	13	03.2014 -			●	●	S	C	F	0,75	206	
	617900		-	not for M-Series also fits 3 cylinder also fits Efficient Dynamics Edition that is allowed to tow also fits M-Sport package also fits xDrive also fits vehicles with "smart opener system"		2000	80	1,25	448	703467	7	03.2014 -			●	●	S	G	G	0,75	162	
	554500		-	not for M-Series also fits 3 cylinder also fits Efficient Dynamics Edition that is allowed to tow also fits M-Sport package also fits xDrive		1700	75	1,25	332													
	554400		-	not for M-Series also fits 3 cylinder also fits Efficient Dynamics Edition that is allowed to tow also fits M-Sport package also fits xDrive		1700	75	1,25	176													

Vehicle data	Towbar data										Wiring kit data										
BMW 3 Touring (E46) 1999-2005	447100		-	not for M-Series not for M-Sport package	o		1800	75	2,25	422	703217	7	09.1999 -		No	•	G	G	1	178	
	347000		-	not for M-Series not for M-Sport package	o		1800	75	1,75	268											
3 Touring (E91) 2004-2012	470800		-	not for M-Sport package not for 335i not for 335d also fits xDrive	o		1900	75	1,25	771	703328	13	09.2005 -		No	•	C	F	0,75	206	
	444600		-	not for M-Sport package not for 335i not for 335d also fits xDrive	o		1900	75	1,25	345	703327	7	09.2005 -	•	No	•	G	G	0,75	178	
	444500		-	not for M-Sport package not for 335i not for 335d also fits xDrive	o		1900	75	1,25	179											
3 Touring (F31) 2011-	586200		-	not for M-Series also fits M-Sport package also fits xDrive	o		1800	75	1,25	765	703448	13	09.2012 - 02.2014	•	No	S	C	F	1	206	
	617900		-	not for M-Series also fits M-Sport package also fits xDrive			2000	80	1,25	448	703447	7	09.2012 - 02.2014	•	No	S	G	G	1	173	
	554500		-	not for M-Series also fits M-Sport package also fits xDrive			1700	75	1,25	332	703468	13	03.2014 -	•	•	S	C	F	0,75	206	
	554400		-	not for M-Series also fits M-Sport package also fits xDrive			1700	75	1,25	176	703467	7	03.2014 -	•	•	S	G	G	0,75	162	
	554400		-	not for M-Series also fits M-Sport package also fits xDrive			1700	75	1,25	176											
4 Convertible (F33, F83) 2013-	586200		-	not for M-Series not for M-Sport package	o		1800	75	1,25	765	703468	13	03.2014 -	•	•	S	C	F	0,75	206	
	617900		-	not for M-Series not for M-Sport package			2000	80	1,25	448	703467	7	03.2014 -	•	•	S	G	G	0,75	162	
	554500		-	not for M-Series not for M-Sport package			1700	75	1,25	332											
	554400		-	not for M-Series not for M-Sport package			1700	75	1,25	176											

Vehicle data	Towbar data										Wiring kit data										
BMW																					
4 Coupe (F32, F82) 2013-	586200		-	not for M-Series not for M-Sport package	○		1800	75	1,25	765	703448	13	10.2013 - 02.2014		●	No	S	C	F	1	206
	617900		-	not for M-Series not for M-Sport package			2000	80	1,25	448	703447	7	10.2013 - 02.2014		●	No	S	G	G	1	173
	554500		-	not for M-Series not for M-Sport package			1700	75	1,25	332	703468	13	03.2014 -		●	●	S	C	F	0,75	206
	554400		-	not for M-Series not for M-Sport package			1700	75	1,25	176	703467	7	03.2014 -		●	●	S	G	G	0,75	162
4 Gran Coupe (F36) 2014-	586200		-	not for M-Series not for M-Sport package	○		1800	75	1,25	765	703468	13	06.2014 -		●	●	S	C	F	0,75	206
	617900		-	not for M-Series not for M-Sport package			2000	80	1,25	448	703467	7	06.2014 -		●	●	S	G	G	0,75	162
	554500		-	not for M-Series not for M-Sport package			1700	75	1,25	332											
	554400		-	not for M-Series not for M-Sport package			1700	75	1,25	176											
5 Saloon (E39) 1995-2003	232100		-	not for M-Series Warning! Ball is detected by rear sensors	●		2200	75	2,25	270			-								
5 Saloon (E60) 2001-2010	471500		-	not for M-Series not for M-Sport package	○		2200	90	1,25	791	703328	13	07.2003 -			No	●	C	F	0,75	206
	488200		-	not for M-Series not for M-Sport package	○		2200	90	1,25	380	703327	7	07.2003 -		●	No	●	G	G	0,75	178
	411100		-	not for M-Series not for M-Sport package	○		2200	90	1,25	210											

Vehicle data	Towbar data								Wiring kit data											
BMW 5 Saloon (F10) 2009-2016	528900		-	not for M-Series also fits M-Sport package also fits xDrive for vehicles without park distance control not for vehicles with "smart opener system"	○		2200	100	2,75	778	703448	13	03.2010 - 02.2014	●	No	●	C	F	1	206
											703447	7	03.2010 - 02.2014	●	No	●	G	G	1	173
											703468	13	-	●	●	●	C	F	1,25	206
											703467	7	-	●	●	●	G	G	1,25	162
	604100		-	not for M-Series also fits M-Sport package also fits xDrive not for vehicles with "smart opener system"	○		2200	100	1,5	401										
	528700		-	not for M-Series also fits M-Sport package also fits xDrive not for vehicles with "smart opener system"	○		2200	100	2,75	211										
5 Saloon (G30, F90) 2016-	648100		-	not for M-Series also fits M-Sport package also fits vehicles with "smart opener system"	○		2000	90	2	851	703468	13	-	●	●	●	C	F	0,75	206
											703467	7	-	●	●	●	G	G	0,75	162
	648000		-	not for M-Series also fits M-Sport package also fits vehicles with "smart opener system"	○		2000	90	1	446										
	631800 *		-	not for M-Series also fits M-Sport package also fits vehicles with "smart opener system"	○		2000	90	1	250										
5 Touring (E39) 1996-2004	452200		-	not for M-Series for vehicles without level regulation bumper cover plate included	●		2200	75	1,75	517			-							
	248100		-	not for M-Series for vehicles without level regulation	●		2200	75	1,75	266										
5 Touring (E61) 2004-2010	471500		-	not for M-Series not for M-Sport package	○		2200	90	1,25	791	703328	13	05.2004 -		No	●	C	F	0,75	206
	488200		-	not for M-Series not for M-Sport package	○		2200	90	1,25	380	703327	7	05.2004 -	●	No	●	G	G	0,75	178
	411100		-	not for M-Series not for M-Sport package	○		2200	90	1,25	210										

Vehicle data	Towbar data								Wiring kit data												
BMW 5 Touring (F11) 2009 -	528900		- 05.2017	not for M-Series also fits M-Sport package also fits xDrive not for vehicles with "smart opener system"	○	2200	100	2,75	778	703448	13	09.2010 - 02.2014		•	No	•	C	F	1	206	
	604100		- 05.2017	not for M-Series also fits M-Sport package also fits xDrive not for vehicles with "smart opener system"	○	2200	100	1,5	401	703447	7	09.2010 - 02.2014		•	No	•	G	G	1	173	
	528700		- 05.2017	not for M-Series also fits M-Sport package also fits xDrive not for vehicles with "smart opener system"	○	2200	100	2,75	211	703468	13	03.2014 -		•	•	•	C	F	0,75	206	
5 Touring (G31) 2017-	648100		-	not for M-Series also fits M-Sport package also fits vehicles with "smart opener system"	○	2000	90	2	851	703467	7	03.2014 -		•	•	•	G	G	0,75	162	
	648000		-	not for M-Series also fits M-Sport package also fits vehicles with "smart opener system"	○	2000	90	1	446	703468	13	-		•	•	•	C	F	0,75	206	
	647900		-	not for M-Series also fits M-Sport package also fits vehicles with "smart opener system"	○	2000	90	1	259			-									
7 Saloon (E38) 1994-2001	436800		-	bumper cover plate included	○	2200	90	1,75	462			-									

Vehicle data	Towbar data										Wiring kit data										
BMW																					
X1 (E84) 2009-2015	525300		- 05.2012	not for M-Sport package also fits xDrive for vehicles without default integrated bicycle carrier system	○	2000	80	2,25	758	703368	13	10.2009 -		●	No	●	C	F	0,75	197	
										703367	7	10.2009 -			No	●	G	G	0,5	204	
	622800		-	not for M-Sport package also fits xDrive for vehicles without default integrated bicycle carrier system		2000	80	1,75	412												
	525200		-	not for M-Sport package also fits xDrive for vehicles without default integrated bicycle carrier system		2000	80	1,75	360												
	525100		-	not for M-Sport package also fits xDrive for vehicles without default integrated bicycle carrier system		2000	80	1,75	213												
X1 (F48) 2014-	614600		-	not for M-Series also fits M-Sport package also fits Sport Line also fits xLine not for vehicles with "smart opener system"		2000	80	1,5	764	703478	13	10.2015 -		●	No	●	H	J	1	189	
										703477	7	10.2015 -		●	No	●	G	G	1	165	
	617900		-	not for M-Series also fits M-Sport package also fits Sport Line also fits xLine also fits vehicles with "smart opener system"		2000	80	1,25	448												
	614000		-	not for M-Series also fits M-Sport package also fits Sport Line also fits xLine		2000	80	1	191												
X2 Closed Off-Road Vehicle (F39) 2017-	651400		-		○	2000	80	1,25	413	703478	13	10.2015 -		●	No	●	H	J	1,25	189	
	651300		-		○	2000	80	1,25	212	703477	7	10.2015 -		●	No	●	G	G	1,25	165	
X3 (E83) 2003-2011	420700		-	not for M-Sport package for vehicles without default integrated bicycle carrier system	○	2000	80	1,75	334	703288	13	01.2004 -			No	●	C	F	0,75	216	
										703287	7	01.2004 -			No	●	G	G	0,75	165	

Vehicle data	Towbar data										Wiring kit data											
BMW																						
X3 (F25) 2010-	536100		- 02.2014	not for M-Sport package also fits xDrive	○		2400	100	1,75	180	703448	13	11.2010 - 03.2014		●	No	●	C	F	1	206	
	601200		03.2014 - 10.2017	not for M-Sport package also fits xDrive	○		2400	100	2,25	737	703447	7	11.2010 - 03.2014		●	No	●	G	G	1	173	
	594300		03.2014 - 10.2017	also fits M-Sport package also fits xDrive	○		2400	100	1,25	403	703468	13	04.2014 -		●	●	●	C	F	0,75	206	
																						703467
	595300		03.2014 - 10.2017	not for M-Sport package also fits xDrive	○		2400	100	1,75	186												
	536200		- 10.2017	not for M-Sport package also fits xDrive	○		2400	100	1,75	333												
X3 (G01) 2017-	648700		-	not for vehicles with "smart opener system"	○		2400	100	1,5	818	703468	13	-		●	●	●	C	F	0,75	206	
	648600 *		-	also fits vehicles with "smart opener system"	○		2400	100	1,5	401	703467	7	-		●	●	●	G	G	0,75	162	
	648500 *		-	also fits vehicles with "smart opener system"	○		2400	100	1,5	218												
X4 Closed Off-Road Vehicle (F26) 2013-2018	601200		-	not for M-Series also fits M-Sport package also fits xDrive	○		2400	100	2,25	737	703468	13	07.2014 -		●	●	●	C	F	0,75	206	
	594300		-	not for M-Series also fits M-Sport package also fits xDrive	○		2400	100	1,25	403	703467	7	07.2014 -		●	●	●	G	G	0,75	162	
																						595300
X5 (E53) 2000-2007	483400		-	not for M-Series not for M-Sport package also fits xDrive	○		3500	150	1,75	580	703248	13	05.2000 -			No	●	C	F	0,5	176	
	483500		-	not for M-Series not for M-Sport package also fits xDrive	○		3500	150	1,75	470	703247	7	05.2000 -			No	●	G	G	0,5	119	
X5 (E70) 2006-2013	586900		-	not for M-Series not for M-Sport package	○		3500	150	1,75	430	703348	13	03.2007 -			No	●	C	F	0,75	197	
	586800		-	not for M-Series not for M-Sport package	○		3500	150	1,75	229	703347	7	03.2007 -			No	●	G	G	0,5	165	

Vehicle data	Towbar data										Wiring kit data										
BMW																					
X5 (F15, F85) 2012-2018	586900		-	not for M-Series not for M-Sport package Attention! Depending on engine version, changes may be necessary in the cooling system			3500	150	1,75	430	703468	13	11.2013 -		•	•	•	C	F	0,75	206
	586800		-	not for M-Series not for M-Sport package Attention! Depending on engine version, changes may be necessary in the cooling system			3500	150	1,75	229	703467	7	11.2013 -		•	•	•	G	G	0,75	162
X6 (F16, F86) 2014-	586900		-	not for M-Series also fits M-Sport package			3500	150	1,75	430	703468	13	12.2014 -		•	•	•	C	F	0,75	206
											703467	7	12.2014 -		•	•	•	G	G	0,75	162
CHEVROLET																					
AVEO Hatchback (T300) 2011-	546400		-		•		1100	44	1,25	221	735858	13	09.2011 -		No	•	H	J	1,25	187	
											735857	7	09.2011 -		No	•	G	G	0,75	168	
CAPTIVA Closed Off-Road Vehicle (C100, C140) 2006-	461800		- 04.2013		•		2000	80	1,75	280	707217	7	09.2006 - 04.2013		•	•	G	G	0,75	154	
	575700		05.2013 -		•		2000	80	1,75	455	735788	13	09.2006 -		No	•	C	F	0,75	157	
	575600		05.2013 -		•		2000	80	1,75	298	735787	7	09.2006 -		No	•	G	G	0,25	84	
CRUZE Hatchback (J305) 2010-	520400		-		○		1800	75	2,25	381	735858	13	07.2011 -		No	•	H	J	1,25	187	
	548600		-		○		1800	75	2,25	220	735857	7	07.2011 -		No	•	G	G	0,75	168	
CRUZE Saloon (J300) 2009-	520400		-		•		1800	75	2,25	381	735858	13	07.2009 -		No	•	H	J	1,25	187	
	548600		-		○		1800	75	2,25	220	735857	7	07.2009 -		No	•	G	G	0,75	168	
CRUZE Station Wagon (J308) 2012-	566400		-		•		1800	75	1,75	373	735858	13	06.2012 -		No	•	H	J	1,25	187	
	566300		-				1800	75	1,75	220	735857	7	06.2012 -		No	•	G	G	0,75	168	
NUBIRA Estate 2005-2011	391100		-				1200	75	1,75	214			-								

Vehicle data	Towbar data										Wiring kit data														
CHEVROLET																									
ORLANDO MPV (J309) 2010-	542600		-	not for models with gas installation	○	1600	75	1,25	370	735858	13	02.2011	-							No	●	H	J	1,25	187
	542500		-	not for models with gas installation	○	1600	75	1,25	212	735857	7	02.2011	-							No	●	G	G	0,75	168
TRAX Closed Off-Road Vehicle 2012-	566600		-	also fits 4WD	●	1500	75	2,25	380	735858	13	05.2013	-							No	●	H	J	1,25	187
	566500		-	also fits 4WD	●	1500	75	2,25	221	735857	7	05.2013	-							No	●	G	G	0,75	168
										707258	13	-								●	●	H	J	1	189
										707257	7	-								●	●	G	G	1	157
CHRYSLER																									
300 C Saloon (LX, LE) 2004-	437900		- 08.2010	not for SRT8	○	2000	100	1,25	423			-													
300 C Touring (LX, LE) 2004-2010	437900		-	not for SRT8	○	2000	100	1,25	423			-													
GRAND VOYAGER MPV V (RT) 2007-	473100		-	also fits Swivel 'n Go also fits Stow 'n Go	○	2000	200	1,75	443			-													
	473000		-	also fits Swivel 'n Go also fits Stow 'n Go	○	2000	200	1,75	282			-													
VOYAGER MPV Mk III (RG, RS) 1999-2008	330200		-	not for LWB from 11/2004 also fits 4WD Warning! Ball is detected by rear sensors	○	1600	80	1,25	273			-													
YPSILON Hatchback 2011-	547900		-	also fits TwinAir	○	1000	60	1,25	361			-													
	548200		-	also fits TwinAir	●	1000	60	1,25	198			-													
CITROËN																									
BERLINGO / BERLINGO FIRST MPV (MF, GJK, GFK) 1996-2011	455600		- 03.2008		○	1100	70	1,25	312			-													
	268600		- 03.2008		●	1100	70	1,25	180			-													
BERLINGO / BERLINGO FIRST Van (M_) 1996-2011	455600		- 05.2008		○	1100	70	1,25	312			-													
	268600		- 05.2008		●	1100	70	1,25	180			-													

Vehicle data	Towbar data										Wiring kit data											
CITROËN																						
BERLINGO MPV (B9) 2008-	505500		- 10.2018	only for short version also fits BlueHDi	<input type="radio"/>		1300	70	1,25	343	705678	13	05.2008 -		<input checked="" type="radio"/>	<input type="radio"/>	<input type="radio"/>	C	I	1	206	
	505600		- 10.2018	only for short version	<input type="radio"/>		1300	70	1,25	217	705677	7	05.2008 -		<input checked="" type="radio"/>	<input type="radio"/>	<input type="radio"/>	G	G	0,5	162	
	515600		- 10.2018	only for long version			1600	70	1,25	234												
	505400		- 10.2018	only for short version also fits BlueHDi	<input type="radio"/>		1300	70	1,25	181												
BERLINGO Van (B9) 2008-	505500		- 10.2018	only for short version also fits BlueHDi	<input type="radio"/>		1300	70	1,25	343	705678	13	05.2008 -		<input checked="" type="radio"/>	<input type="radio"/>	<input type="radio"/>	C	I	1	206	
	515600		- 10.2018	only for long version			1600	70	1,25	234	705677	7	05.2008 -		<input checked="" type="radio"/>	<input type="radio"/>	<input type="radio"/>	G	G	0,5	162	
	505600		- 10.2018	only for short version	<input type="radio"/>		1300	70	1,25	217												
	505400		- 10.2018	only for short version also fits BlueHDi	<input type="radio"/>		1300	70	1,25	181												
	9078341		-	fits only roof height H1 fits only wheelbase L1 fits only twin doors						1	390											
C2 Hatchback (JM_) 2003-	374300		- 12.2009				600	27	1,25	185	705348	13	10.2005 - 12.2009		<input checked="" type="radio"/>	<input type="radio"/>	<input type="radio"/>	H	J	1,25	189	
											705347	7	10.2005 - 12.2009		<input checked="" type="radio"/>	<input type="radio"/>	<input type="radio"/>	G	G	0,75	168	
C3 AIRCROSS Hatchback II (2R_, 2C_) 2017-	650200		-		<input type="radio"/>		870	50	1,5	423	735918	13	-		<input checked="" type="radio"/>	<input type="radio"/>	<input type="radio"/>	K	L	1	214	
	650100		-	Warning! Ball is detected by rear sensors	<input type="radio"/>		870	50	1,5	248	735917	7	-		<input checked="" type="radio"/>	<input type="radio"/>	<input type="radio"/>	G	G	1	189	
C3 Hatchback I (FC_, FN_) 2002-	355000		- 10.2009	also fits X-TR			1100	50	1,25	197	705348	13	10.2005 - 12.2009		<input checked="" type="radio"/>	<input type="radio"/>	<input type="radio"/>	H	J	1,25	189	
											705347	7	10.2005 - 12.2009		<input checked="" type="radio"/>	<input type="radio"/>	<input type="radio"/>	G	G	0,75	168	
C3 Hatchback II (SC_) 2009-	526700		- 10.2016				1225	54	1,75	309	705348	13	01.2010 - 10.2016		<input checked="" type="radio"/>	<input type="radio"/>	<input type="radio"/>	H	J	1,25	189	
	526600		- 10.2016	Warning! Ball is detected by rear sensors			1225	54	1,75	150	705347	7	01.2010 - 10.2016		<input checked="" type="radio"/>	<input type="radio"/>	<input type="radio"/>	G	G	0,75	168	
C3 Hatchback III (SX) 2016-	628500		-				1150	53	0,75	413	738548	13	-		<input checked="" type="radio"/>	<input type="radio"/>	<input type="radio"/>	H	J	1,25	184	
	556000		-	Warning! Ball is detected by rear sensors			1300	53	1,25	187	738547	7	-		<input checked="" type="radio"/>	<input type="radio"/>	<input type="radio"/>	G	G	0,5	159	

Vehicle data	Towbar data										Wiring kit data											
CITROËN																						
C3 Picasso MPV 2009-	521300		-				1200	61	1,75	347	705348	13	-		•	○	○	H	J	1,25	189	
	521400		-				1200	61	1,75	225	705347	7	-		•	○	○	G	G	0,75	168	
	521200		-				1200	61	1,75	190												
C3 Pluriel (HB_) 2003-	374000		- 07.2010				800	50	1,25	196	705347	7	10.2005 -		•	○	○	G	G	0,75	168	
C4 AIRCROSS Closed Off-Road Vehicle 2010-	531300		-	not for 4WD	○		1400	70	1,75	363	729498	13	-			No	S	H	J	1,25	178	
	629500		-	not for 4WD Warning! Ball is detected by rear sensors	○		1400	70	1,75	190	729497	7	-			No	S	G	G	0,75	143	
C4 CACTUS Hatchback 2014-	593400		- 03.2018		•		825	55	1,25	362	738548	13	-		•	○	○	H	J	1,25	184	
	593300		- 03.2018				825	55	1,25	189	738547	7	-		•	○	○	G	G	0,5	159	
	654700		04.2018 -		○		950	55	1,5	360												
	654600		04.2018 -				950	55	1	197												
C4 Coupe (LA_) 2004-2013	417900		-	fits only 3 door not for VTS 180pk	•		1800	75	1,25	378			-									
	417800		-	fits only 3 door not for VTS 180pk	○		1800	73	1,25	197												
C4 Grand Picasso MPV I (UA_) 2006-	525500		- 08.2013		•		1700	100	1,75	403	705478	13	-		•	○	○	H	J	1,25	197	
	474600		- 08.2013				1700	100	1,75	301	705477	7	-		•	○	○	G	G	1	168	
	525400		- 08.2013				1700	100	1,75	251												
C4 Grand Picasso MPV II 2013-	546700		-	also fits vehicles with "smart opener system"	○		1700	70	1,75	353	705688	13	01.2014 -		•	○	○	C	I	1,25	178	
	546600		-	also fits vehicles with "smart opener system"	○		1700	70	1,75	201	705687	7	01.2014 -		•	○	○	G	G	1	151	
C4 Hatchback I (LC_) 2004-2013	417900		-	fits only 5 door	•		1800	75	1,25	378			-									
	417800		-	fits only 5 door	○		1800	73	1,25	197												
C4 Hatchback II (B7) 2009-	417900		-	fits only 5 door	•		1800	75	1,25	378	705648	13	01.2011 -		•	○	○	C	I	1,25	178	
	538800		-	fits only 5 door	○		1750	75	1,75	229	705647	7	01.2011 -		•	○	○	G	G	0,5	154	

Vehicle data	Towbar data										Wiring kit data																	
CITROËN																												
C4 Picasso MPV I (UD_) 2006-2013	474600		-					1700	100	1,75	301	705478	13	03.2007 - 12.2013							●	○	○	H	J	1,25	197	
	525500		-					1700	100	1,75	403	705477	7	03.2007 - 12.2013								●	○	○	G	G	1	168
	525400		-					1700	100	1,75	251																	
C4 Picasso MPV II 2013-	546700		-	also fits vehicles with "smart opener system"	○			1700	70	1,75	353	705688	13	09.2013 -								●	○	○	C	I	1,25	178
	546600		-	also fits vehicles with "smart opener system"	○			1700	70	1,75	201	705687	7	09.2013 -									●	○	○	G	G	1
C4 SPACETOURER MPV (3D_) 2018-	546700		-		○			1700	70	1,75	353			-														
	546600		-		○			1700	70	1,75	201																	
C5 Hatchback I (DC_) 2001-2005	349000		-	not for V6 Warning! Ball is detected by rear sensors				1600	75	1,25	202			-														
C5 Hatchback II (RC_) 2004-	447200		- 01.2008		○			1600	75	1,25	220	705398	13	-								●	○	○	C	F	1,25	197
												705397	7	-									●	○	○	G	G	0,5
C5 I Estate (DE_) 2001-2004	429200		-	not for V6	○			1600	85	1,25	418			-														
	447500		-	not for V6 Warning! Ball is detected by rear sensors	○			1600	85	1,25	261																	
C5 II Break (RE_) 2004-	429200		- 01.2008		○			1600	85	1,25	418	705398	13	-								●	○	○	C	F	1,25	197
	447500		- 01.2008	Warning! Ball is detected by rear sensors	○			1600	85	1,25	261	705397	7	-									●	○	○	G	G	0,5
C5 III Break (RW_) 2008-	482100		-	also fits CrossTourer	○			1900	77	1,75	400	705398	13	-								●	○	○	C	F	1,25	197
	482000		-	also fits CrossTourer Warning! Ball is detected by rear sensors	○			1900	77	1,75	226	705397	7	-									●	○	○	G	G	0,5
C5 Saloon III (RD_) 2008-	446300		-		○			1820	73	2,25	381	705398	13	-								●	○	○	C	F	1,25	197
	446200		-	Warning! Ball is detected by rear sensors	●			1820	73	2,25	223	705397	7	-									●	○	○	G	G	0,5

Vehicle data	Towbar data										Wiring kit data											
CITROËN																						
C8 MPV (EA_, EB_) 2002-	365700		-		•		1900	76	1,75	377												
	365800		-				1800	76	1,75	246												
	365600		-		○		1900	76	1,75	213												
C-CROSSER Closed Off-Road Vehicle (EP_) 2007-	530000		-		•		2000	100	1,75	420	729438	13	09.2007 - 12.2012						No	•	C I	0,75 195
											729437	7	09.2007 - 12.2012					No	•	G G	0,75 159	
DISPATCH MPV (U6U) 1994-2006	316600		-		○		1900	80	1,25	271												
DISPATCH MPV (VA_, VE_) 2016-	617500		-	also fits L1, L2, L3 also fits Lounge fits also vehicles with hands-free side doors opener system			2595	104	1,5	444	738553	7	-	for vehicles with prepared connector for wiring kit	•	D	D	G	G	1	122	
	625900		-	also fits L1, L2, L3 also fits Lounge fits also vehicles with hands-free side doors opener system pdc disconnection only possible in combination with wiring kits 738553-738554			2595	104	1	295	738554	13	-	for vehicles with prepared connector for wiring kit	•	D	D	B	E	1	138	
	617400		-	also fits L1, L2, L3 also fits Lounge fits also vehicles with hands-free side doors opener system pdc disconnection only possible in combination with wiring kits 738553-738554			2595	104	1	250												
DISPATCH MPV (VF7) 2007-	504000		- 05.2016	for vehicles with level regulation	○		2000	122	1,75	356	705678	13	-		•	○	○	C	I	1	206	
	481000		- 05.2016	for vehicles without level regulation	○		2000	122	1,25	334	705677	7	-		•	○	○	G	G	0,5	162	
	504100		- 05.2016	also fits L2			2000	122	1,75	221												
	480900		- 05.2016	also fits L2 for vehicles without level regulation	○		2000	122	1,25	190												
	503900		- 05.2016	also fits L2 for vehicles with level regulation	○		2000	122	1,75	198												
DISPATCH Van (BS_, BT_, BY_, BZ_) 1994-2006	316600		-		○		1900	80	1,25	271												

Vehicle data	Towbar data								Wiring kit data															
CITROËN																								
DISPATCH Van 2007-	504000		- 05.2016	for vehicles with level regulation	○	2000	122	1,75	356	705678	13	-					●	○	○	C	I	1	206	
	481000		- 05.2016	for vehicles without level regulation	○	2000	122	1,25	334	705677	7	-					●	○	○	G	G	0,5	162	
	504100		- 05.2016	also fits L2		2000	122	1,75	221															
	503900		- 05.2016	also fits L2	○	2000	122	1,75	198															
	480900		- 05.2016	for vehicles with level regulation also fits L2	○	2000	122	1,25	190															
	9078343		- 05.2016	fits only roof height H1 fits only wheelbase L1 fits only twin doors					1	405														
DISPATCH Van 2016-	617500		-	also fits L1, L2, L3 fits also vehicles with hands-free side doors opener system		2595	104	1,5	444	738553	7	-	for vehicles with prepared connector for wiring kit	●	D	D	G	G	1	122				
	625900		-	also fits L1, L2, L3 fits also vehicles with hands-free side doors opener system pdc disconnection only possible in combination with wiring kits 738553- 738554		2595	104	1	295	738554	13	-	for vehicles with prepared connector for wiring kit	●	D	D	B	E	1	138				
	617400		-	also fits L1, L2, L3 fits also vehicles with hands-free side doors opener system pdc disconnection only possible in combination with wiring kits 738553- 738554		2595	104	1	250															
	9078585		-	fits only roof height H1 fits only wheelbase L2 fits only twin doors					1	430														
	9078584		-	fits only roof height H1 fits only wheelbase L1 fits only twin doors					1	440														
DS3 Hatchback 2009-2015	526700		-	not for Cabrio	●	1225	54	1,75	309	705348	13	03.2010 -		●	○	○	H	J	1,25	189				
	526600		-	not for Cabrio Warning! Ball is detected by rear sensors	●	1225	54	1,75	150	705347	7	03.2010 -		●	○	○	G	G	0,75	168				

Vehicle data	Towbar data										Wiring kit data											
CITROËN DS4 Hatchback 2011-2015	417900		-		•	1800	75	1,25	378		705648	13	-		•	o	o	C	I	1,25	178	
	538800		-		o	1750	75	1,75	229		705647	7	-		•	o	o	G	G	0,5	154	
DS5 Hatchback 2011-2015	554300		-	not for Hybrid not for THP 200	•	1500	75	1,75	390		705648	13	04.2012 -		•	o	o	C	I	1,25	178	
											705647	7	04.2012 -		•	o	o	G	G	0,5	154	
GRAND C4 SPACETOURER MPV (3A_, 3E_) 2018-	546700		-		o	1700	70	1,75	353				-									
	546600		-		o	1700	70	1,75	201													
NEMO Estate 2009-	498100		-	not for vehicles with spare wheel under the car	•	1300	75	2,25	330		709378	13	-		No	•	B	E	1,25	249		
	498000		-	not for vehicles with spare wheel under the car		1300	75	2,25	170		709377	7	-		No	•	G	G	0,75	203		
NEMO Van (AA_) 2008-	498100		-	not for vehicles with spare wheel under the car	•	1300	75	2,25	330		709378	13	-		No	•	B	E	1,25	249		
	498000		-	not for vehicles with spare wheel under the car		1300	75	2,25	170		709377	7	-		No	•	G	G	0,75	203		
	9078340		-	fits only roof height H1 fits only wheelbase L1 fits only twin doors					1	385												
RELAY Bus (230P) 1994-2002	400300		-	not for 4WD		2200	120	1,25	383				-									
RELAY Bus (244, Z_) 2002-	400300		- 06.2006	not for 4WD		2200	120	1,25	383				-									
RELAY Bus 2006-	481900		-	not for 4WD	o	3500	140	2,25	248		709337	7	06.2006 - 01.2011		No	•	G	G	1	195		
											709408	13	02.2011 -		No	•	H	J	1	233		
											709404	13	02.2011 -		•	•	B	E	1,75	177		
											709407	7	02.2011 -		No	•	G	G	1	206		
RELAY Platform/Chassis (230) 1994-2002	400300		-	not for 4WD		2200	120	1,25	383				-									

Vehicle data	Towbar data										Wiring kit data											
CITROËN																						
RELAY Platform/Chassis (244) 2002-	400300		- 06.2006	not for 4WD			2200	120	1,25	383			-									
RELAY Platform/Chassis 2006-	481900		-	not for 4WD order also article: 9070819 (attachments)			3500	140	2,25	248	709498	13	06.2006 - 10.2015	for motorhome		No	•	C	F	1,25	287	
											709497	7	06.2006 - 10.2015	for motorhome		No	•	G	G	0,75	238	
											709347	7	06.2006 -			No	•	G	G	0,75	225	
RELAY Van (230L) 1994-2002	400300		-	not for 4WD			2200	120	1,25	383			-									
RELAY Van (244) 2002-	400300		- 06.2006	not for 4WD			2200	120	1,25	383			-									
RELAY Van 2006-	481900		-	not for 4WD	○		3500	140	2,25	248	709337	7	06.2006 - 01.2011			No	•	G	G	1	195	
											709408	13	02.2011 -			No	•	H	J	1	233	
											709404	13	02.2011 -			•	•	B	E	1,75	177	
											709407	7	02.2011 -			No	•	G	G	1	206	
SYNERGIE MPV (22, U6) 1994-2002	316600		-		○		1900	80	1,25	271			-									
XANTIA Hatchback (X1_, X2_) 1993-2003	297500		-		○		1500	85	1,25	212			-									
XANTIA Hatchback (X2) 1998-2003	297500		- 01.2000		○		1500	85	1,25	212			-									
XSARA Coupe (N0) 1998-2005	287300		-				1300	80	1,25	212			-									
XSARA Hatchback (N1) 1997-2005	287300		-				1300	80	1,25	212			-									
XSARA PICASSO MPV (N68) 1999-	434700		-				1300	80	1,25	225			-									
	434600		-				1300	80	1,25	192												

Vehicle data	Towbar data										Wiring kit data										
DACIA																					
DOKKER Estate 2012-	524100		-	also fits Stepway Warning! Ball is detected by rear sensors	•	1200	75	2,25	218				-								
DOKKER Express Van 2012-	524100		-	also fits Stepway Warning! Ball is detected by rear sensors	•	1200	75	2,25	218				-								
DUSTER Closed Off-Road Vehicle 2010-	647700		- 12.2017	not for AdBlue also fits 4WD also for vehicles with factory fitted LPG system	○	1500	75	1	381	742918	13	05.2010 - 12.2017			No	•	H	J	1	170	
	647800		- 12.2017	not for AdBlue also fits 4WD also for vehicles with factory fitted LPG system		1500	75	1	260	742917	7	05.2010 - 12.2017			No	•	G	G	0,5	135	
	647600		- 12.2017	not for AdBlue also fits 4WD also for vehicles with factory fitted LPG system		1500	75	1	215												
DUSTER Closed Off-Road Vehicle 2017-	647600		-	not for AdBlue also fits 4WD also for vehicles with factory fitted LPG system		1500	75	1	215	743094	13	01.2018 -			•	S	C	N	1,25	143	
	647700		-	not for AdBlue also fits 4WD also for vehicles with factory fitted LPG system	○	1500	75	1	381	743093	7	01.2018 -			•	S	G	G	1,25	117	
	647800		-	not for AdBlue also fits 4WD also for vehicles with factory fitted LPG system		1500	75	1	260												
LOGAN MCV Estate II 2013-	585800		-	not for Stepway	○	1300	75	1,25	358	742887	7	10.2013 -			No	•	G	G	0,75	168	
	585700		-	not for Stepway Warning! Ball is detected by rear sensors	○	1300	75	1,25	202												
LOGAN Saloon (LS_) 2004-	460200		- 09.2012	not for Bi-fuel		1100	75	1,25	172				-								

Vehicle data	Towbar data										Wiring kit data											
DACIA																						
LOGAN Saloon II 2012-	577900 *		-		○	1100	75	1,25	357													
	577800		-			1100	75	1,25	192													
SANDERO Hatchback 2008-	506600		- 11.2012	not for models with gas installation also fits Stepway	●	1355	75	1,25	339													
	506500		- 11.2012	not for models with gas installation also fits Stepway	●	1355	75	1,25	178													
SANDERO Hatchback II 2012-	570800		-	also fits Stepway also for vehicles with factory fitted LPG system	●	1100	75	1,25	342	742858	13	02.2013 - 11.2016					No	●	H	J	1	157
	570700		-	also fits Stepway also for vehicles with factory fitted LPG system	●	1100	75	1,25	181	742857	7	01.2013 - 11.2016					No	●	G	G	0,5	132
										743044	13	01.2017 -					●	S	B	E	1,5	147
										743043	7	01.2017 -					●	S	G	G	1,5	136
DAIHATSU																						
MATERIA MPV (M4_) 2006-	494400		-	also fits 4WD	●	1400	60	1,75	358													
SIRION Hatchback (M3_) 2005-	432300		- 01.2010	not for 4WD		1000	50	1,75	324													
TERIOS Closed Off-Road Vehicle (J2_) 2005-	458500		-	not for models with gas installation		1350	55	2,75	490													
DODGE																						
CALIBER Hatchback 2006-	452600		-			1500	84	1,25	173													
CARAVAN MPV (RG_) 2000-2007	330200		-	also fits 4WD Warning! Ball is detected by rear sensors	●	1600	80	1,25	273													
JOURNEY MPV 2008 -	560500		-	also fits 4WD	○	1600	80	1,25	455													
	547100		-	not for vehicles with spare wheel under the car		1600	80	1,25	232													

Vehicle data	Towbar data										Wiring kit data											
DODGE																						
NITRO Closed Off-Road Vehicle 2006-2012	473300		-		•	3500	350	2,25	415													
	473200		-		•	3500	350	2,25	274													
DS																						
DS 3 Hatchback 2015-	526700		-	not for Cabrio	•	1225	54	1,75	309													
	526600		-	not for Cabrio Warning! Ball is detected by rear sensors	•	1225	54	1,75	150													
DS 4 / DS 4 CROSSBACK Hatchback 2015-	417900		-		•	1800	75	1,25	378	705648	13		-		•	○			C	I	1,5	178
	538800		-		○	1750	75	1,75	229	705647	7		-		•	○			G	G	0,5	154
DS 5 Hatchback 2015-	554300		-	not for Hybrid not for THP 200	•	1500	75	1,75	390													
DS 7 Crossback 2017 -			-							705748	13	02.2018 -		•	○	○			M	N	1,25	TBC
										705747	7	02.2018 -		•	○	○			G	G	1,25	TBC
FIAT																						
500 C Convertible (312_) 2009-	494300		-	not for Sport also fits TwinAir		720	60	1,75	355	709367	7	09.2009 - 06.2015			No	•		G	G	0,75	208	
	494200		-	not for Sport also fits TwinAir		720	60	1,75	189													
500 Hatchback (312_) 2007-	494300		-	not for Abarth not for models with gas installation not for 500S not for engine 1.2L 69 CV Euro 6D also fits TwinAir		720	60	1,75	355	709367	7	10.2007 - 06.2015			No	•		G	G	0,75	208	
	494200		-	not for Abarth not for models with gas installation not for 500S not for engine 1.2L 69 CV Euro 6D also fits TwinAir		720	60	1,75	189	709538	13	07.2015 -		•	•	•		B	E	1	217	
										709537	7	07.2015 -			•	•		G	G	1	192	

Vehicle data	Towbar data										Wiring kit data													
FIAT																								
500L Hatchback (351_, 352_) 2012-	592000		- 05.2017	not for Trekking not for Natural Power also fits Living	○	1100	65	2,25	373	709517	7	10.2012 -				No	●	G	G	0,75	197			
	591900		- 05.2017	not for Trekking not for Natural Power also fits Living	○	1100	65	2,25	208															
	579800		-	fits only Trekking not for Natural Power From 06-2017 fits also facelift 500L (Living)	○	1200	90	1,75	374															
	645900		06.2017 -	fits only Wagon	○	1100	75	1,5	401															
	644200		06.2017 -	not for Natural Power not for Wagon also fits Cross	○	1100	75	1,5	401															
	644100		06.2017 -	not for Natural Power not for Wagon also fits Cross Warning! Ball is detected by rear sensors	○	1100	75	1,5	229															
500X Hatchback (334_) 2014-	599400 *		- 06.2017	also fits City Look also fit Cross 2WD and 4WD also fits Off-Road Look	○	1500	75	1,75	225	719678	13	05.2015 -				No	●	H	J	1,5	208			
	605000		-	also fits City Look also fit Cross 2WD and 4WD also fits Off-Road Look	○	1500	100	2	443	719677	7	05.2015 -				No	●	G	G	1,5	187			
	643600		-	also fits City Look also fit Cross 2WD and 4WD also fits Off-Road Look	○	1500	100	1,5	245															
BRAVO Hatchback II (198_) 2006-	484200		-	fits also for LPG system	●	1300	60	1,25	353			-												
	510200		-	fits also for LPG system	○	1300	90	1,75	200															
CROMA Estate (194_) 2005-	436100		-		○	1500	70	1,25	384			-												
DOBLO Cargo (223_) 2000-	373000		- 01.2010		●	1300	60	1,25	300			-												
	456600		- 01.2010	also fits CNG	●	1300	60	1,25	396															
	348600		- 01.2010	also fits CNG Warning! Ball is detected by rear sensors	○	1300	60	1,25	260															

Vehicle data	Towbar data										Wiring kit data										
FIAT																					
DOBLO Combi (263_) 2009-	541200		-	fits only Natural Power	•	1000	60	1,25	401	709458	13	02.2010 -			No	•	H	J	1,25	265	
	526400		-	not for Natural Power also fits Maxi		1500	85	1,75	389	709457	7	02.2010 -			No	•	G	G	0,75	295	
	526500		-	not for Trekking not for Natural Power also fits Maxi		1500	60	1,75	262	709398	7	02.2010 -				•	G	G	1,25	354	
	526300		-	not for Natural Power also fits Maxi		1500	85	1,75	222												
DOBLO MPV (119_, 223_) 2001-	373000		- 01.2010		•	1300	60	1,25	300			-									
	456600		- 01.2010	also fits CNG	•	1300	60	1,25	396												
	348600		- 01.2010	also fits CNG Warning! Ball is detected by rear sensors	○	1300	60	1,25	260												
DOBLO Van (263_) 2010-	526400		-	not for Natural Power also fits Maxi		1500	85	1,75	389	709458	13	02.2010 -			No	•	H	J	1,25	265	
	541200		-	fits only Natural Power	•	1000	60	1,25	401	709398	7	02.2010 -				•	G	G	1,25	354	
	526500		-	not for Trekking not for Natural Power also fits Maxi		1500	60	1,75	262	709457	7	02.2010 -			No	•	G	G	0,75	295	
	526300		-	not for Natural Power also fits Maxi		1500	85	1,75	222												
	9078344		-	fits only roof height H1 fits only wheelbase L1 fits only twin doors					1	365											
DUCATO Bus (230_) 1994-2002	400300		-	not for 4WD		2200	120	1,25	383			-									
DUCATO Bus (244_) 2002-	400300		- 06.2006	not for 4WD		2200	120	1,25	383			-									
DUCATO Bus (250_, 290_) 2006-	481900		-	not for 4WD also fits CNG	○	3500	140	2,25	248	709337	7	06.2006 - 01.2011			No	•	G	G	1	195	
										709408	13	02.2011 -			No	•	H	J	1	233	
										709404	13	02.2011 -			•	•	B	E	1,75	177	
										709407	7	02.2011 -			No	•	G	G	1	206	

Vehicle data	Towbar data										Wiring kit data											
FIAT																						
DUCATO Platform/Chassis (230_) 1994-2002	400300		-	not for 4WD			2200	120	1,25	383			-									
DUCATO Platform/Chassis (244_) 2002-	400300		- 07.2006	not for 4WD			2200	120	1,25	383			-									
DUCATO Platform/Chassis (250_, 290_) 2006-	481900		-	not for 4WD order also article: 9070819 (attachments)	○		3500	140	2,25	248	709498	13	06.2006 - 10.2015	for motorhome		No	●	C	F	1,25	287	
											709497	7	06.2006 - 10.2015	for motorhome		No	●	G	G	0,75	238	
											709347	7	06.2006 -			No	●	G	G	0,75	225	
DUCATO Van (230_) 1994-2005	400300		-	not for 4WD			2200	120	1,25	383			-									
DUCATO Van (244_) 2002-	400300		- 06.2006	not for 4WD			2200	120	1,25	383			-									
DUCATO Van (250_, 290_) 2006-	481900		-	not for 4WD also fits CNG	○		3500	140	2,25	248	709337	7	06.2006 - 01.2011			No	●	G	G	1	195	
											709408	13	02.2011 -			No	●	H	J	1	233	
											709404	13	02.2011 -			●	●	B	E	1,75	177	
											709407	7	02.2011 -			No	●	G	G	1	206	
FIORINO Van (225_) 2007-	498100		-	not for Natural Power not for vehicles with spare wheel under the car	●		1300	75	2,25	330	709378	13	02.2008 -			No	●	B	E	1,25	249	
	498000		-	not for Natural Power not for vehicles with spare wheel under the car			1300	75	2,25	170	709377	7	02.2008 -			No	●	G	G	0,75	203	
	9078340		-	fits only roof height H1 fits only wheelbase L1 fits only twin doors						1	385											
FREEMONT Estate (345_) 2011-	560500		-	also fits 4WD also fits Cross	○		1600	80	1,25	455			-									
	547100		-	also fits 4WD also fits Cross not for vehicles with spare wheel under the car			1600	80	1,25	232												

Vehicle data	Towbar data										Wiring kit data											
FIAT																						
FULLBACK Pickup (502_, 503_) 2016-	604400		-	also fits 4WD also fits Cross			3100	125	1,5	341			-									
GRANDE PUNTO Hatchback (199_) 2005-	525700		- 12.2011	not for Abarth not for Natural Power fits also for LPG system	○		1100	60	1,75	347			-									
	525600		- 12.2011	not for Abarth not for Natural Power fits also for LPG system	○		1100	60	1,75	181												
GRANDE PUNTO Van (199_) 2005-2013	525700		- 12.2011	not for Abarth not for Natural Power	○		1100	60	1,75	347			-									
	525600		- 12.2011	not for Abarth not for Natural Power	○		1100	60	1,75	181												
IDEA MPV (350_) 2003-	509600		-		○		1200	80	2,25	372			-									
	509500		-		○		1200	80	2,25	208												
MULTIPLA MPV (186_) 1999-2010	320500		-	also fits CNG	●		1300	70	2,25	270			-									
PANDA Hatchback (169_) 2003-	429500		-	fits only 4WD also fits Cross			800	60	1,75	186			-									

Vehicle data	Towbar data										Wiring kit data											
FIAT																						
PANDA Hatchback (312_, 319_) 2012-	547900		-	not for Trekking not for 4WD not for Natural Power not for models with gas installation not for Cross not for City Cross not for engine 1.2L 69 CV Euro 6D	●	1000	60	1,25	361	709467	7	02.2012 -			No	●	G	G	0,75	222		
	548200		-	not for Trekking not for 4WD not for Natural Power not for models with gas installation not for Cross not for City Cross not for engine 1.2L 69 CV Euro 6D Warning! Ball is detected by rear sensors	●	1000	60	1,25	198													
	649200		-	fits only 4WD not for Natural Power not for City Cross also fits Cross also fits Trekking	○	1000	60	1	416													
	649100		-	fits only 4WD not for Natural Power not for City Cross also fits Cross also fits Trekking	○	1000	60	1	235													
PUNTO EVO Hatchback (199_) 2008-	525700		-	not for Natural Power fits also for LPG system	●	1100	60	1,75	347			-										
	525600		-	not for Natural Power fits also for LPG system	●	1100	60	1,75	181													
PUNTO Hatchback (199_) 2012-	525700		-	not for Abarth not for Natural Power also fits EASY also fits LOUNGE fits also for LPG system also fits POP	○	1100	60	1,75	347			-										
	525600		-	not for Abarth not for Natural Power also fits EASY also fits LOUNGE fits also for LPG system also fits POP	○	1100	60	1,75	181													

Vehicle data	Towbar data										Wiring kit data											
FIAT																						
PUNTO Van (199_) 2006-	525700		-	not for Natural Power	○		1100	60	1,75	347												
	525600		-	not for Natural Power	○		1100	60	1,75	181												
QUBO MPV (225_) 2008-	498100		-	not for Trekking not for Natural Power not for vehicles with spare wheel under the car	●		1300	75	2,25	330	709378	13	09.2008 -			No	●	B	E	1,25	249	
	498000		-	not for Trekking not for Natural Power not for vehicles with spare wheel under the car	○		1300	75	2,25	170	709377	7	09.2008 -			No	●	G	G	0,75	203	
SCUDO Combinato (220_) 1996-2006	344800		- 12.2006		●		1900	80	1,25	313												
	316600		-		○		1900	80	1,25	271												
SCUDO MPV (270_ 272_) 2007-	504000		-	not for 4WD for vehicles with level regulation	○		2000	122	1,75	356	705678	13	02.2007 -			●	○	○	C	I	1	206
	481000		-	not for 4WD for vehicles without level regulation	○		2000	122	1,25	334	705677	7	02.2007 -			●	○	○	G	G	0,5	162
	504100		-	not for 4WD also fits L2	○		2000	122	1,75	221												
	503900		-	not for 4WD also fits L2	○		2000	122	1,75	198												
	480900		-	for vehicles with level regulation not for 4WD also fits L2 for vehicles without level regulation	○		2000	122	1,25	190												
SCUDO Van (220_) 1996-2006	316600		-		○		1900	80	1,25	271												

Vehicle data	Towbar data										Wiring kit data														
FIAT																									
SCUDO Van (270_, 272_) 2007-	504000		-	not for 4WD for vehicles with level regulation	○		2000	122	1,75	356	705678	13	02.2007 -		●	○	○	C	I	1	206				
	481000		-	not for 4WD for vehicles without level regulation	○		2000	122	1,25	334	705677	7	02.2007 -		●	○	○	G	G	0,5	162				
	504100		-	not for 4WD also fits L2			2000	122	1,75	221															
	503900		-	not for 4WD also fits L2	○		2000	122	1,75	198															
	480900		-	for vehicles with level regulation not for 4WD also fits L2	○		2000	122	1,25	190															
	9078343		-	for vehicles without level regulation fits only roof height H1 fits only wheelbase L1 fits only twin doors						1	405														
SEDICI Closed Off-Road Vehicle (FY_) 2006-2014	469800		-	also fits 4WD	○		1200	50	2,25	377			-												
	469700		-	also fits 4WD	●		1200	50	2,25	216															
STILO Multi Wagon (192_) 2003-2008	376600		-	not for Uproad	●		1300	60	2,25	298			-												
TALENTO Bus (296_) 2016-	573000		-				2000	80	1	443	742938	13	06.2016 -		No	S	H	J	0,75	233					
	622000		-				2000	80	1	294	742937	7	06.2016 -		No	S	G	G	0,75	206					
TALENTO Van (296_) 2016-	573000		-				2000	80	1	443	742938	13	06.2016 -		No	S	H	J	0,75	233					
	622000		-				2000	80	1	294	742937	7	06.2016 -		No	S	G	G	0,75	206					
	9078541		-	fits only roof height H1 fits only wheelbase L1 fits only twin doors					1,5	480															
	9078548		-						1	140															
TIPO Estate (357_) 2016-	625000		-		○		1700	70	1,5	471			-												
	624900		-		○		1700	70	1,5	260															
TIPO Hatchback (357_) 2016-	625000		-		○		1700	70	1,5	471			-												
	624900		-		○		1700	70	1,5	260															

Vehicle data	Towbar data										Wiring kit data											
FIAT																						
TIPO Saloon (356_) 2015-	625000		-		○	1700	70	1,5	471				-									
	624900		-		○	1700	70	1,5	260													
ULYSSE MPV (179_) 2002-2011	365700		-		●	1900	76	1,75	377				-									
	365600		-		○	1900	76	1,75	213													
ULYSSE MPV (220_) 1994-2002	316600		-		○	1900	80	1,25	271				-									
FORD																						
B-MAX MPV (JK) 2012-	562800		-	not for models with gas installation Attention! For Ecoboost. Depending on engine version, changes may be necessary in the cooling system	○	750	65	1,75	360	712107	7	09.2012 -				No	S	G	G	0,5	170	
	562700		-	Attention! For Ecoboost. Depending on engine version, changes may be necessary in the cooling system		750	65	1,75	208													
C-MAX II Van 2010-	538700		-	not for Plug-in Hybrid Attention! For Ecoboost. Depending on engine version, changes may be necessary in the cooling system	○	1800	75	1,25	344	712058	13	10.2010 -			●	○	○	C	I	1	173	
										712057	7	10.2010 -			●	○	○	G	G	0,5	155	
	539900		-	not for Plug-in Hybrid Attention! For Ecoboost. Depending on engine version, changes may be necessary in the cooling system		1800	75	1,25	226													
C-MAX MPV (DM2) 2007-2010	538600		-	not for Plug-in Hybrid Attention! For Ecoboost. Depending on engine version, changes may be necessary in the cooling system	○	1800	75	1,25	175													
	538700		-	fits also for LPG system	○	1800	75	1,25	344	711588	13	05.2007 - 09.2010			No	●	H	J	1	173		
	539900		-			1800	75	1,25	226	711587	7	05.2007 - 09.2010			No	●	G	G	0,5	151		
538600		-	fits also for LPG system	○	1800	75	1,25	175														

Vehicle data	Towbar data								Wiring kit data													
FORD																						
C-MAX MPV II (DXA/CB7, DXA/CEU) 2010-	538700		-	not for models with gas installation not for Plug-in Hybrid Attention! For Ecoboost. Depending on engine version, changes may be necessary in the cooling system	○	1800	75	1,25	344	712058	13	10.2010 -		●	○	○	C	I	1	173		
	539900		-	not for Plug-in Hybrid Attention! For Ecoboost. Depending on engine version, changes may be necessary in the cooling system		1800	75	1,25	226	712057	7	10.2010 -		●	○	○	G	G	0,5	155		
	538600		-	not for models with gas installation not for Plug-in Hybrid Attention! For Ecoboost. Depending on engine version, changes may be necessary in the cooling system	○	1800	75	1,25	175													
ECOSPORT Closed Off-Road Vehicle 2011-	649500 *		01.2018 -	fits only ST-Line	○	900	75	0,75	389	712314	13	01.2018 -		●	○	○	M	N	1,25	156		
	658000		01.2018 -	also fits ST-Line	○	900	75	0,5	377	712313	7	01.2018 -		●	○	○	G	G	1,25	146		
	649400 *		01.2018 -	fits only ST-Line	○	900	75	0,75	208													
	657900		01.2018 -	also fits ST-Line	○	900	75	0,5	197													
EDGE 2016-	630000		-	also fits Sport also fits Vignale		3000	90	1,25	489	712264	13	-		●	○		C	E	0,75	140		
	629900		-	also fits Sport also fits Vignale		3000	90	1,25	287	712263	7	-		●	○		G	G	0,75	129		
FIESTA Hatchback V (JH_, JD_) 2001- 2010	345700		-	not for ST	○	1050	50	1,25	340			-										
	345600		-	not for ST	○	1050	50	1,25	189													

Vehicle data		Towbar data								Wiring kit data											
FORD																					
FIESTA Hatchback VI (CB1, CCN) 2008-	628600		- 06.2017	not for ECONetic not for Zetec S not for 1400cc Duratec LPG not for 1600cc Duratorq ECONetic not for Sport not for Titanium also fits ST-Line Attention! For Ecoboost. Depending on engine version, changes may be necessary in the cooling system	○	900	50	1,75	411	712007	7	09.2008 - 12.2012			No	●	G	G	0,5	206	
	506300		- 06.2017	not for ECONetic not for Zetec S not for 1400cc Duratec LPG not for 1600cc Duratorq ECONetic not for Sport not for Titanium not for ST-Line Attention! For Ecoboost. Depending on engine version, changes may be necessary in the cooling system	●	900	50	1,75	145	712127	7	01.2013 -			No	●	G	G	0,5	141	
FIESTA Hatchback VII 2017-	640500		-	not for ST-Line also fits Titanium also fits Active for vehicles without panoramic roof Attention! For Ecoboost. Depending on engine version, changes may be necessary in the cooling system	○	1000	65	1	410	712273	7	07.2017 -	also fits Active	●	○	○	G	G	1,25	137	
										712274	13	07.2017 -	also fits Active	●	○	○	M	N	1,25	148	
	640400		-	not for ST-Line also fits Titanium also fits Active for vehicles without panoramic roof Attention! For Ecoboost. Depending on engine version, changes may be necessary in the cooling system		1000	65	1	192												
FOCUS C-MAX MPV 2003-2007	538700		-	fits also for LPG system	○	1800	75	1,25	344	711588	13	10.2003 - 04.2007			No	●	H	J	1	173	
	539900		-			1800	75	1,25	226	711587	7	10.2003 - 04.2007			No	●	G	G	0,5	151	
	538600		-	fits also for LPG system	○	1800	75	1,25	175												
FOCUS Hatchback (DAW, DBW) 1998-2007	328500 *		- 10.2004			1400	75	1,25	331			-									
	328000		- 10.2004			1400	75	1,25	178												

Vehicle data	Towbar data										Wiring kit data										
FORD																					
FOCUS Hatchback II (DA_, HCP, DP) 2004-2013	538700		-	not for ECONetic not for ST	○		1800	75	1,25	344	711757	7	11.2004 - 01.2008		No	●	G	G	0,5	195	
	539900		-	not for ECONetic not for ST			1800	75	1,25	226	711967	7	02.2008 - 12.2010		No	●	G	G	0,5	162	
	538600		-	not for ECONetic not for ST			1800	75	1,25	175											
FOCUS Hatchback III 2010-	538700		- 03.2018	not for ST not for vehicles with Individual Styling Package Attention! For Ecoboost. Depending on engine version, changes may be necessary in the cooling system	●		1800	75	1,25	344	712058	13	01.2011 -		●	○	○	C	I	1	173
	539900		- 03.2018	not for ST not for vehicles with Individual Styling Package Attention! For Ecoboost. Depending on engine version, changes may be necessary in the cooling system			1800	75	1,25	226	712057	7	01.2011 -		●	○	○	G	G	0,5	155
	538600		- 03.2018	not for ST not for vehicles with Individual Styling Package Attention! For Ecoboost. Depending on engine version, changes may be necessary in the cooling system	○		1800	75	1,25	175											
FOCUS Hatchback IV (HN) 2018-	655400		-	also fits ST-Line	○		1800	90	1	371	712324	13	04.2018 -		●	○	○	C	N	1,25	154
	655300		-	also fits ST-Line	○		1800	90	1	201	712323	7	04.2018 -		●	○	○	G	G	1,25	134
FOCUS II Station Wagon (DA_, FFS, DS) 2004-2012	448200		-	not for ECONetic not for ST	○		1500	75	1,25	367	711667	7	01.2005 - 03.2011		No	●	G	G	0,5	165	
	448100		-	not for ECONetic not for ST			1500	75	1,25	218											

Vehicle data		Towbar data								Wiring kit data											
FORD																					
FOCUS III Turnier 2010-	546200		- 09.2018	not for ST not for ST-Line also fits ECONetic not for vehicles with Individual Styling Package Attention! For Ecoboost. Depending on engine version, changes may be necessary in the cooling system	<input type="radio"/>		1500	90	1,25	390	712058	13	04.2011 -		<input checked="" type="radio"/>	<input type="radio"/>	<input type="radio"/>	C	I	1	173
	546100		- 09.2018	not for ST not for ST-Line also fits ECONetic not for vehicles with Individual Styling Package Attention! For Ecoboost. Depending on engine version, changes may be necessary in the cooling system	<input type="radio"/>		1500	90	1,25	229	712057	7	04.2011 -		<input checked="" type="radio"/>	<input type="radio"/>	<input type="radio"/>	G	G	0,5	155
FOCUS IV Turnier (HP) 2018-			-								712324	13	-		<input checked="" type="radio"/>	<input type="radio"/>	<input type="radio"/>	C	N	1,25	154
											712323	7	-		<input checked="" type="radio"/>	<input type="radio"/>	<input type="radio"/>	G	G	1,25	134
FOCUS Saloon II (DB_, FCH, DH) 2005 -	544500		-		<input checked="" type="radio"/>		1500	75	1,25	204			-								
FOCUS Saloon III 2010-	544500		- 07.2018	not for vehicles with Individual Styling Package Attention! For Ecoboost. Depending on engine version, changes may be necessary in the cooling system	<input checked="" type="radio"/>		1500	75	1,25	204			-								
FOCUS Turnier (DNW) 1999-2007	428100		-	not for RS from 04-2002 replace the plastic reinforcement for the bumper with the metal version 98ABN17D995 BE	<input type="radio"/>		1300	75	1,25	193			-								
FUSION (JU_) 2002- 2012	345700		-	not for Titanium for vehicles without park distance control	<input type="radio"/>		1050	50	1,25	340			-								
	345600		-	not for Titanium for vehicles without park distance control	<input type="radio"/>		1050	50	1,25	189			-								

Vehicle data	Towbar data										Wiring kit data										
FORD																					
GALAXY MPV (CK) 2015-	609000		-	for vehicles without level regulation also fits vehicles with "smart opener system" not for models with normal spare wheel	○	2100	85	1,5	442	712188	13	08.2015 -		●	○	○	C	I	1	165	
										712187	7	08.2015 -		●	○	○	G	G	0,5	146	
	608900		-	for vehicles without level regulation also fits vehicles with "smart opener system" not for models with normal spare wheel	○	2100	85	1,5	244												
GALAXY MPV (WGR) 1995-2006	270200 *		- 04.2000	for vehicles without park distance control	●	2100	85	1,75	230			-									
	468300		05.2000 -	also fits 4WD	○	2100	85	1,25	425												
	350000		05.2000 -	also fits 4WD		2100	85	1,25	206												
GALAXY MPV (WM) 2006-2015	478300		-	fits only 7-seat for vehicles without level regulation	●	2000	90	1,25	384	711917	7	-		●	○	○	G	G	0,5	227	
	478200		-	fits only 7-seat for vehicles without level regulation	○	2000	80	1,25	223	711918	13	-		●	○	○	C	I	1	195	
GRAND C-MAX MPV (DXA/CB7, DXA/CEU) 2010-	538700		-	not for models with gas installation Attention! For Ecoboost. Depending on engine version, changes may be necessary in the cooling system	○	1800	75	1,25	344	712058	13	-		●	○	○	C	I	1	173	
										712057	7	-		●	○	○	G	G	0,5	155	
	539900		-	Attention! For Ecoboost. Depending on engine version, changes may be necessary in the cooling system		1800	75	1,25	226												
	538600		-	not for models with gas installation Attention! For Ecoboost. Depending on engine version, changes may be necessary in the cooling system	○	1800	75	1,25	175												
KUGA Closed Off- Road Vehicle I 2008-	506200		- 01.2013	also fits 4WD	●	2100	105	1,75	755	711998	13	06.2008 - 01.2013			No	●	H	J	1	195	
	506000		- 01.2013	also fits 4WD	●	2100	105	1,75	348	711997	7	06.2008 - 01.2013		No	●	G	G	0,5	178		
	505900		- 01.2013	also fits 4WD	○	2100	105	1,75	183												

Vehicle data	Towbar data										Wiring kit data											
FORD																						
KUGA Closed Off-Road Vehicle II (DM2) 2012-	632100		-	also fits 4WD also fits Sport also fits ST-Line also fits Titanium also fits vehicles with "smart opener system" Attention! For Ecoboost. Depending on engine version, changes may be necessary in the cooling system		2100	105	1,5	455		712198	13	02.2013 -		•	○	○		H	J	0,75	197
	574900		-	not for 4WD not for ST-Line also fits vehicles with "smart opener system" Attention! For Ecoboost. Depending on engine version, changes may be necessary in the cooling system from 01/2017 also for ST-Line		2100	105	1,75	249		712197	7	02.2013 -		•	○	○		G	G	0,75	178
MAVERICK Closed Off-Road Vehicle 2001-	411700		04.2004 -		○	2000	75	1,25	292				-									
MONDEO Hatchback IV (BA7) 2007-2015	488900		-			2120	80	1,25	673		711938	13	06.2007 - 09.2014		•	○	○		C	I	1	187
	488700		-		○	2120	80	1,25	358		711937	7	06.2007 - 09.2014		•	○	○		G	G	0,5	176
	488600		-		○	2120	80	1,25	202													
MONDEO Hatchback Mk III (B5Y) 2000-2007	384800		-	not for 4WD not for ST220	•	2000	80	1,25	233				-									
MONDEO Hatchback V (CE) 2014-	601000		-	not for Vignale not for ST-Line for vehicles without level regulation Attention! For Ecoboost. Depending on engine version, changes may be necessary in the cooling system	○	2500	100	1,75	388		712188	13	-		•	○	○		C	I	1	165
	600900		-	not for ST-Line also fits Vignale for vehicles without level regulation Attention! For Ecoboost. Depending on engine version, changes may be necessary in the cooling system	○	2500	100	1,75	223		712187	7	-		•	○	○		G	G	0,5	146

Vehicle data	Towbar data										Wiring kit data											
FORD																						
	MONDEO IV Turnier (BA7) 2007-2015	486400		-		•	2120	80	1,25	367	711938	13	06.2007 - 09.2014		•	○	○	C	I	1	187	
	486300		-		○	2120	80	1,25	213	711937	7	06.2007 - 09.2014		•	○	○	G	G	0,5	176		
MONDEO Mk III Turnier (BWY) 2000-2007	385200		-	not for 4WD not for ST220	•	2000	80	1,25	268			-										
MONDEO Saloon IV (BA7) 2007-2015	488900		-			2120	80	1,25	673	711938	13	06.2007 - 09.2014		•	○	○	C	I	1	187		
	486400		-	also fits ST		2120	80	1,25	367	711937	7	06.2007 - 09.2014		•	○	○	G	G	0,5	176		
	486300		-			2120	80	1,25	213													
MONDEO Saloon Mk III (B4Y) 2000-2007	384800		-	not for 4WD not for ST220	•	2000	80	1,25	233			-										
MONDEO V Turnier (CF) 2014-	601000		-	not for Vignale not for ST-Line for vehicles without level regulation Attention! For Ecoboost. Depending on engine version, changes may be necessary in the cooling system	○	2500	100	1,75	388	712188	13	-		•	○	○	C	I	1	165		
	600900		-	not for ST-Line also fits Vignale for vehicles without level regulation Attention! For Ecoboost. Depending on engine version, changes may be necessary in the cooling system	○	2500	100	1,75	223	712187	7	-		•	○	○	G	G	0,5	146		
RANGER Pickup (ER, EQ, R_) 1997-2006	482600		-	fits only 4WD not for vehicles with integrated footboard		3000	125	1,25	424			-										
RANGER Pickup (ET) 2005-2012	482600		-	fits only 4WD not for vehicles with integrated footboard		3000	125	1,25	424	711927	7	08.2006 - 11.2011		No	•		G	G	0,5	143		

Vehicle data	Towbar data										Wiring kit data										
FORD																					
TOURNEO CONNECT MPV 2002-2013	379600		-	fits only SWB fits only LWB not for 8-seat version not for 110 Sport for vehicles without panoramic roof Warning! Ball is detected by rear sensors			1200	75	1,25	277			-								
TOURNEO COURIER Kombi 2014-	593600		-				1200	50	1,25	344	712178	13	06.2014 -			No	•	C	E	1	165
	593500		-				1200	50	1,25	160											
TOURNEO CUSTOM Bus 2012-	576400		-	rear step 9078387 can be ordered separately	○		2800	112	1,25	431	712148	13	12.2012 - 05.2016	for vehicles with and without prepared connector for wiring kit	•	○	○	H	J	1	195
	562500		-	rear step 9078387 can be ordered separately			2800	112	1,25	274	712147	7	12.2012 - 05.2016	for vehicles with and without prepared connector for wiring kit	•	○	○	G	G	0,75	176
											712254	13	06.2016 -	for vehicles without prepared connector for wiring kit	•	○	○	C	E	1,5	192
											712244	13	06.2016 -	for vehicles with prepared connector for wiring kit	•	○	○	C	E	0,5	197
											712253	7	06.2016 -	for vehicles without prepared connector for wiring kit	•	○	○	G	G	1,5	173
											712243	7	06.2016 -	for vehicles with prepared connector for wiring kit	•	○	○	G	G	0,5	178
TRANSIT Bus (FD__, FB__, FS__, FZ__, FC__) 2000-2006			-								711907	7	04.2000 -			No	•	G	G	0,5	149
TRANSIT Bus (FD__, FB__, FS__, FZ__, FC__) 2006-			-								711907	7	-			No	•	G	G	0,5	149

Vehicle data	Towbar data									Wiring kit data											
FORD																					
TRANSIT Bus 2013-	582800		-	fits only LWB fits only MWB			3500	140	1,25	385	712148	13	03.2014 - 05.2016	for vehicles with and without prepared connector for wiring kit	●	○	○	H	J	1	195
	631500		-	fits only LWB fits only MWB			3500	140	1,25	314	712147	7	03.2014 - 05.2016	for vehicles with and without prepared connector for wiring kit	●	○	○	G	G	0,75	176
											712254	13	06.2016 -	for vehicles without prepared connector for wiring kit	●	○	○	C	E	1,5	192
											712244	13	06.2016 -	for vehicles with prepared connector for wiring kit	●	○	○	C	E	0,5	197
											712253	7	06.2016 -	for vehicles without prepared connector for wiring kit	●	○	○	G	G	1,5	173
											712243	7	06.2016 -	for vehicles with prepared connector for wiring kit	●	○	○	G	G	0,5	178
TRANSIT CONNECT Estate 2013-	586000		-	not for ECONetic			1200	75	1,25	377	712168	13	02.2014 - 04.2018		●	○	○	H	J	1	178
	586100		-	not for ECONetic			1200	75	1,25	247	712167	7	02.2014 - 04.2018		●	○	○	G	G	0,75	168
	585900		-	not for ECONetic			1200	75	1,25	217	712324	13	05.2018 -		●	○	○	C	N	1,25	154
											712323	7	05.2018 -		●	○	○	G	G	1,25	134
TRANSIT CONNECT Van (P65_, P70_, P80_) 2002-	379600		- 11.2013	fits only SWB fits only LWB Warning! Ball is detected by rear sensors			1200	75	1,25	277			-								
TRANSIT CONNECT Van 2013-	586000		-	not for ECONetic			1200	75	1,25	377	712168	13	02.2014 - 04.2018		●	○	○	H	J	1	178
	586100		-	not for ECONetic			1200	75	1,25	247	712167	7	02.2014 - 04.2018		●	○	○	G	G	0,75	168
	585900		-	not for ECONetic			1200	75	1,25	217	712324	13	05.2018 -		●	○	○	C	N	1,25	154
											712323	7	05.2018 -		●	○	○	G	G	1,25	134
TRANSIT COURIER Kombi 2014-	593600		-				1200	50	1,25	344	712178	13	06.2014 -			No	●	C	E	1	165
	593500		-				1200	50	1,25	160											
TRANSIT COURIER Van 2014-	593600		-				1200	50	1,25	344	712178	13	06.2014 -			No	●	C	E	1	165
	593500		-				1200	50	1,25	160											

Vehicle data	Towbar data										Wiring kit data												
FORD																							
TRANSIT CUSTOM Bus 2012-	576400		-	not for Sport rear step 9078387 can be ordered separately	○		2800	112	1,25	431		712148	13	12.2012 - 05.2016	for vehicles with and without prepared connector for wiring kit	●	○	○	H	J	1	195	
	562500		-	not for Sport rear step 9078387 can be ordered separately			2800	112	1,25	274		712147	7	12.2012 - 05.2016	for vehicles with and without prepared connector for wiring kit	●	○	○	G	G	0,75	176	
												712254	13	06.2016 -	for vehicles without prepared connector for wiring kit	●	○	○	C	E	1,5	192	
												712244	13	06.2016 -	for vehicles with prepared connector for wiring kit	●	○	○	C	E	0,5	197	
												712253	7	06.2016 -	for vehicles without prepared connector for wiring kit	●	○	○	G	G	1,5	173	
												712243	7	06.2016 -	for vehicles with prepared connector for wiring kit	●	○	○	G	G	0,5	178	
TRANSIT CUSTOM Van 2012-	576400		-	not for Sport rear step 9078387 can be ordered separately	○		2800	112	1,25	431		712148	13	12.2012 - 05.2016	for vehicles with and without prepared connector for wiring kit	●	○	○	H	J	1	195	
	562500		-	not for Sport rear step 9078387 can be ordered separately			2800	112	1,25	274		712147	7	12.2012 - 05.2016	for vehicles with and without prepared connector for wiring kit	●	○	○	G	G	0,75	176	
	9078428		-	fits only roof height H1 fits only wheelbase L1 fits only twin doors					1,5	460		712254	13	06.2016 -	for vehicles without prepared connector for wiring kit	●	○	○	C	E	1,5	192	
												712244	13	06.2016 -	for vehicles with prepared connector for wiring kit	●	○	○	C	E	0,5	197	
	9078429		-	fits only roof height H1 fits only wheelbase L2 fits only twin doors					1,5	485		712253	7	06.2016 -	for vehicles without prepared connector for wiring kit	●	○	○	G	G	1,5	173	
												712243	7	06.2016 -	for vehicles with prepared connector for wiring kit	●	○	○	G	G	0,5	178	
TRANSIT Platform/Chassis (E_) 1994-2000	464501		-				2800	112	0,5	187				-									
TRANSIT Platform/Chassis (FM_, FN_) 2000-2006	464501		-				2800	112	0,5	187		712037	7	04.2000 -			No	●	G	G	0,5	184	
	605300		-	fits only rear wheel drive also fits Tipper			3500	150	1,5	266		711957	7	-			●		G	G	0,75	158	

Vehicle data	Towbar data										Wiring kit data																
FORD																											
TRANSIT Platform/Chassis (FM_, FN_) 2006-2014	464501		- 02.2014					2800	112	1,25	187		711957	7	-							●		G	G	0,75	158
	605300		-	fits only rear wheel drive also fits Tipper				3500	150	1,5	266		712037	7	-							No	●	G	G	0,5	184
TRANSIT Platform/Chassis 2013-	605300		-	also fits Tipper				3500	150	1,5	266		712148	13	03.2014 - 05.2016	for vehicles with and without prepared connector for wiring kit	●	○	○				H	J	1	195	
													712147	7	03.2014 - 05.2016	for vehicles with and without prepared connector for wiring kit	●	○	○				G	G	0,75	176	
													712253	7	06.2016 -	for vehicles without prepared connector for wiring kit	●	○	○				G	G	1,5	173	
													712243	7	06.2016 -	for vehicles with prepared connector for wiring kit	●	○	○				G	G	0,5	178	
TRANSIT TOURNEO Bus 2006-2014	576400		12.2012 -	rear step 9078387 can be ordered separately	○			2800	112	1,25	431		712148	13	12.2012 -		●	○	○				H	J	1	195	
	562500		12.2012 -	rear step 9078387 can be ordered separately				2800	112	1,25	274		712147	7	12.2012 -		●	○	○				G	G	0,75	176	
TRANSIT Van (FA_) 2000-2006			-										711907	7	04.2000 -							No	●	G	G	0,5	149
TRANSIT Van (FA_) 2006-			-										711907	7	-							No	●	G	G	0,5	149
TRANSIT Van 2013-	582800		-	fits only LWB fits only MWB				3500	140	1,25	385		712148	13	03.2014 - 05.2016	for vehicles with and without prepared connector for wiring kit	●	○	○				H	J	1	195	
	631500		-	fits only LWB fits only MWB				3500	140	1,25	314		712147	7	03.2014 - 05.2016	for vehicles with and without prepared connector for wiring kit	●	○	○				G	G	0,75	176	
													712254	13	06.2016 -	for vehicles without prepared connector for wiring kit	●	○	○				C	E	1,5	192	
													712244	13	06.2016 -	for vehicles with prepared connector for wiring kit	●	○	○				C	E	0,5	197	
													712243	7	06.2016 -	for vehicles with prepared connector for wiring kit	●	○	○				G	G	0,5	178	
													712253	7	06.2016 -	for vehicles without prepared connector for wiring kit	●	○	○				G	G	1,5	173	

Vehicle data	Towbar data										Wiring kit data															
HONDA																										
	ACCORD Estate VIII (CW) 2008-	505800		-	not for Type-S	•	1700	75	1,25	413	714478	13	-							No	•	H	J	1,25	178	
	505700		-	not for Type-S	•	1700	75	1,75	252																	
ACCORD Saloon VII (CL, CN) 2003-2012	411000		- 05.2008	not for Sport not for Type-S	○	1500	75	1,75	407				-													
	410900		- 05.2008	not for Sport not for Type-S	○	1500	75	1,75	265																	
ACCORD Saloon VII (CM) 2002-2008	411000		-	not for Sport not for Type-S	○	1500	75	1,75	407				-													
	410900		-	not for Sport not for Type-S	○	1500	75	1,75	265																	
ACCORD Saloon VIII (CP) 2007-	411000		- 05.2008	not for Type-S	○	1500	75	1,75	407				-													
	410900		- 05.2008	not for Type-S	○	1500	75	1,75	265																	
ACCORD Saloon VIII (CU) 2008-	505800		-	not for Type-S	•	1700	75	1,75	413				-													
	505700		-	not for Type-S	•	1700	75	1,75	252																	
ACCORD VII Tourer (CM, CN) 2003-2008	460700		-	not for Type-S	○	1500	75	2,25	268				-													
CIVIC Hatchback IX (FK) 2012-	558100		- 02.2017	fits only 5 door not for X-Edition	○	1700	75	1,25	401	714528	13	-							No	•	H	J	0,75	176		
	558000		- 02.2017	fits only 5 door not for X-Edition	○	1700	75	1,25	240	714527	7	-							No	•	G	G	0,75	146		
CIVIC IX Tourer (FK) 2014-	588700		-		•	1400	75	1,25	218	714528	13	-							No	•	H	J	0,5	176		
										714527	7	-							No	•	G	G	0,5	146		
CIVIC VII Hatchback (EU, EP, EV) 1999-2006	367300		-	fits only 5 door	○	1200	50	1,75	267				-													
CIVIC VIII Hatchback (FN, FK) 2005-	425800		- 01.2012	fits only 5 door	•	1700	75	1,25	370				-													
	425700		- 01.2012	fits only 5 door	•	1700	75	1,25	229																	
CR-V Closed Off-Road Vehicle IV (RM_) 2012-	603400		-	not for Black Edition		2000	100	1,75	400	714518	13	11.2012 -							No	S	H	J	1	168		
	603300		-	not for Black Edition		2000	100	1,75	249	714517	7	11.2012 -							No	S	G	G	0,75	151		

Vehicle data	Towbar data										Wiring kit data														
HONDA																									
CR-V Closed Off-Road Vehicle Mk II (RD_) 2001-2007	401600		-				1500	100	2,25	401	714347	7	03.2002 - 12.2006							No	•	G	G	0,5	132
	401700		-				1500	100	2,25	312															
CR-V Closed Off-Road Vehicle Mk III (RE_) 2006-	487100		- 12.2011		○		2000	100	1,25	452	714438	13	01.2007 - 12.2011							No	•	H	J	1,25	157
	487000		- 12.2011		○		2000	100	1,25	317	714437	7	01.2007 - 12.2011							No	•	G	G	0,5	138
CR-V Closed Off-Road Vehicle V (RW_) 2016-	603400		-	not for Black Edition			2000	100	1,75	400			-												
	603300		-	not for Black Edition			2000	100	1,75	249															
FR-V Hatchback (BE) 2004-	446900		-		○		1500	90	1,25	240			-												
HR-V Closed Off-Road Vehicle (RU) 2014-	619400		06.2015 -		○		1400	70	1,75	402	714548	13	09.2015 -		•	•				H	J	1	219		
	619300		06.2015 -		○		1400	70	1,75	235	714547	7	09.2015 -		•	•				G	G	1	197		
JAZZ Hatchback II (GD_, GE3, GE2) 2001-2008	381600		-		•		1000	70	1,75	248	714447	7	01.2002 -		No	•				G	G	0,5	168		
JAZZ Hatchback III (GE_, GG_, GP_) 2007-	513500		- 08.2014	not for S(i) not for Hybrid	○		1000	95	2,25	209	714447	7	- 08.2015		No	•				G	G	0,5	168		
JAZZ Hatchback IV (GK_) 2013-	610500		09.2015 -	not for Dynamic	•		1000	95	3,5	375	714548	13	09.2015 -		•	•				H	J	1	219		
	610400		09.2015 -	not for Dynamic	•		1000	95	3,5	221	714547	7	09.2015 -		•	•				G	G	1	197		
HYUNDAI																									
AMICA / ATOZ Hatchback (MX) 1997-	403200		-				700	28	1,25	191			-												
AMICA Hatchback (MX) 1997-	403200		-				700	28	1,25	191			-												
GETZ Hatchback (TB) 2002-2010	402000		- 08.2005		○		1100	44	1,25	180			-												
	458300		09.2005 -		○		1100	44	1,25	326															

Vehicle data	Towbar data										Wiring kit data																
HYUNDAI GRAND SANTA FÉ Closed Off-Road Vehicle 2013-	590600		-	also fits 4WD	○	2500	100	1,75	477	716678	13	12.2013	-								●	S	C	I	0,5	187	
	564300		-	also fits 4WD	●	2500	100	1,75	415	716677	7	12.2013	-									●	S	G	G	0,75	168
	564200		-	also fits 4WD	●	2500	100	1,75	265																		
H350 Bus 2015-	610600		-	fits only SWB fits only LWB fits only single air for vehicles without footboard rear step 9078566 can be ordered separately		3000	150	0,5	314				-														
H350 Van 2015-	610600		-	fits only SWB fits only LWB fits only single air for vehicles without footboard rear step 9078566 can be ordered separately		3000	150	0,5	314				-														
i10 Hatchback (PA) 2007-	491100		-		●	900	32	1,25	320				-														
i20 Hatchback (GB, IB) 2014-	596300		-	fits only 5 door not for models with gas installation not for Active	●	1200	75	1,25	330	716667	7		-		No		●	G	G		0,75	203					
	596200		-	fits only 5 door not for models with gas installation not for Active	●	1200	75	1,25	181																		
i20 Hatchback (PB, PBT) 2008-	508200		- 11.2014	also fits 5 door also fits 3 door	●	1100	50	1,25	356				-														
i30 Coupe 2013-	555500		- 08.2015	fits only 3 door	○	1500	80	1,25	375	716647	7		-		No		●	G	G		0,5	192					
	555500		09.2015 -	fits only 3 door not for Turbo	○	1500	80	1,25	375																		
i30 Estate (FD) 2007 -2012	521800		-		○	1500	75	1,25	383	716617	7	04.2008	-		No		●	G	G		0,5	157					
	490800		-		○	1500	75	1,25	224																		
i30 Estate (GD) 2012 -	561100		- 05.2017		●	1500	75	1,25	395	716647	7	09.2012	-		No		●	G	G		0,5	192					
	561000		- 05.2017		○	1500	75	1,25	234																		

Vehicle data	Towbar data										Wiring kit data													
HYUNDAI i30 Estate (PDE) 2017-	641100		-		○	1500	80	1,5	467		716728	13	-			●	S	B	E	1	252			
	641000		-			1500	80	0,75	206		716727	7	-			●	S	G	G	1	238			
i30 FASTBACK (PDE) 2017-	653400		-		○	1400	80	0,75	393		716728	13	-			●	S	B	E	1	252			
	653300		-			1400	80	0,5	249		716727	7	-			●	S	G	G	1	238			
i30 Hatchback (FD) 2007-2012	519100		- 04.2010	fits only 5 door	○	1500	75	1,75	331		716617	7	- 02.2012		No	●	G	G	0,5	157				
	534400		05.2010 -	fits only 5 door	○	1500	75	1,25	334															
i30 Hatchback (GD) 2011-	555500		- 12.2016	fits only 5 door not for Turbo	○	1500	80	1,25	375		716647	7	03.2012 -		No	●	G	G	0,5	192				
i30 Hatchback (PDE, PD) 2016-	631000		-	not for i30 N	●	1500	80	2	391		716728	13	-			●	S	B	E	1	252			
	630900		-	not for i30 N		1500	80	2	230		716727	7	-			●	S	G	G	1	238			
i40 CW (VF) 2011-	547000		-		○	1800	80	2,25	753		716638	13	-		No	●	H	J	0,75	197				
	546900		-		●	1800	80	1,25	338		716637	7	-		No	●	G	G	0,75	176				
	546800		-			1800	80	1,25	190															
i40 Saloon (VF) 2012 -	555700		-		●	1800	80	1,75	375		716638	13	-		No	●	H	J	0,75	197				
	555600		-		●	1800	80	1,75	225		716637	7	-		No	●	G	G	0,75	176				
i800 Travel (TQ) 2008-	516100		-	also fits H300 also fits Sattelite	○	2400	100	1,75	269		716588	13	-		No	●	H	J	0,75	225				
														716587	7	-		No	●	G	G	0,75	211	
iLoad Cargo (TQ) 2008-	516100		-		○	2400	100	1,75	269		716587	7	-		No	●	G	G	0,75	211				
														716588	13	-		No		H	J	1,5	225	
IONIQ Hatchback (AE) 2016-	629700		-	not for Electric			75	1	425		716748	13	-		●	●	S	C	E	0,75	173			
ix20 Hatchback (JC) 2010-	536900		-	fits also for LPG system	○	1300	75	2,25	344		720507	7	-		No	●	G	G	0,5	149				
	536800		-		○	1300	75	1,75	187		720508	13	-		No	●	H	J	1,25	170				

Vehicle data	Towbar data										Wiring kit data																
HYUNDAI ix35 Closed Off-Road Vehicle (LM, EL, ELH) 2009-	527500		- 09.2015	also fits 4WD	○		2200	80	2,25	789	716608	13	03.2010 - 09.2015								No	S	H	J	1,25	233	
	529400		- 09.2015	also fits 4WD	●		2200	80	2,25	380	716607	7	03.2010 - 09.2015									No	S	G	G	0,75	206
	529300		- 09.2015	also fits 4WD Warning! Ball is detected by rear sensors	○		2200	80	2,25	233																	
KONA Closed Off-Road Vehicle (OS) 2017-	646600		-	not for 4WD not for AdBlue not for automatic gear			1250	80	1	379			-														
	646500		-	not for 4WD not for AdBlue not for automatic gear			1250	80	1	226																	
SANTA FÉ Closed Off-Road Vehicle I (SM) 2000-2006	335700		-	also fits 4WD	●		2300	92	1,75	263			-														
SANTA FÉ Closed Off-Road Vehicle II (CM) 2005-2012	518400		-	also fits 4WD not for vehicles with bumper styling plate	●		2500	100	2,25	410	716508	13	03.2006 - 08.2012		No	●	H	J	0,75	203							
	465700		-	also fits 4WD	●		2500	100	1,75	247	716507	7	03.2006 - 08.2012		No	●	G	G	0,75	176							
SANTA FÉ Closed Off-Road Vehicle III (DM) 2012-	590600		- 06.2018	also fits 4WD	●		2500	100	1,75	477	716678	13	-		●	S	C	I	0,75	187							
	564300		- 06.2018	also fits 4WD	●		2500	100	1,75	415	716677	7	-		●	S	G	G	0,75	168							
	564200		- 06.2018	also fits 4WD	●		2500	100	1,75	265																	
SONATA Saloon V (NF) 2004-2012	439500		-		●		1700	80	2,25	256			-														
TUCSON Closed Off-Road Vehicle (JM) 2004-	430300		- 10.2010	also fits 4WD	○		1800	75	1,75	435			-														
	430200		- 10.2010	also fits 4WD	○		1800	75	1,75	284																	
TUCSON Closed Off-Road Vehicle (TL) 2015-	610200		- 07.2018		○		2200	100	1	819	716707	7	- 07.2018		●	●	S	G	G	1,25	189						
	607100 *		- 07.2018	not for 1.6 T-GDi not for 2.0 CRDi	○		2200	100	1,5	418	716708	13	- 07.2018		●	●	S	H	J	1,25	211						
	613800		- 07.2018		○		2200	100	1	420																	
	613700		- 07.2018				2200	100	0,75	261																	

Vehicle data	Towbar data										Wiring kit data										
INFINITI																					
FX Closed Off-Road Vehicle 2008-	550900		-	fits only FX30 fits only FX37 fits only FX50	○		1800	100	2,75	482				-							
QX70 Closed Off-Road Vehicle 2013-	550900		-		○		1800	100	2,75	482				-							
ISUZU																					
D-MAX Pickup II (TFR, TFS) 2012-	570600		-	fits only 4WD for vehicles with footboard			3500	245	1,75	393	718068	13	-		No	●	C	F	0,25	206	
											718067	7	-		No	●	G	G	0,25	189	
RODEO Pickup I (TFR, TFS) 2002-2012	418400 *		- 01.2007	fits only 4WD			3000	120	1,25	68				-							
	453400 *		- 01.2007				3000	120	1,25	375											
	418500 *		- 01.2007	fits only 4WD for vehicles without footboard			3000	120	1,25	195											
IVECO																					
DAILY Bus II 1989-1999	303600		-	fits only double air not for 4WD not for wheelbase 2770mm			3500	200	1,5	194				-							
DAILY Platform/Chassis II 1989-1999	303600		-	fits only double air not for 4WD not for wheelbase 2770mm			3500	200	1,5	194				-							
DAILY Platform/Chassis VI 2014-	621600		-	not for not for vehicles with leaf springs 30S - 35S wheelbase 3450 - 3750 35C - 40C wheelbase 3000 - 3450 - 3750 - 4100 45C - 50C wheelbase 3450 - 3750 - 4100 - 4350 - 4750 Towbar will be delivered without tow ball, possibility to order jaw & pin 9078591			3500	250	1,5	417	718534	13	-		●		C	F	1	68	
											718533	7	-		●		G	G	1	57	
	623300		-	fits only 60C - 70C Towbar will be delivered without tow ball, possibility to order jaw & pin 9078591			3500	250	1,5	355											

Vehicle data		Towbar data								Wiring kit data														
IVECO																								
DAILY Van II 1989-1999	303600		-	fits only double air not for 4WD not for wheelbase 2770mm			3500	200	1,5	194			-											
DAILY Van VI 2014-	621600		-	not for not for vehicles with leaf springs 30S - 35S wheelbase 3520L - 4100 35C - 40C wheelbase 3520L - 4100 40C - 50C wheelbase 3520L - 4100 Towbar will be delivered without tow ball, possibility to order jaw & pin 9078591			3500	250	1,5	417	718534	13	-	for vehicles with prepared connector for wiring kit						•	C	F	1	68
	593200		-	fits only models 30S-35S not for not for vehicles with leaf springs for vehicles with footboard Comes without ball. for vehicles with a wheelbase of 3,52m			3500	280	1,25	316	718533	7	-	for vehicles with prepared connector for wiring kit						•	G	G	1	57
	623300		-	fits only 60C - 70C Towbar will be delivered without tow ball, possibility to order jaw & pin 9078591			3500	250	1,5	355														
JAGUAR																								
F-PACE Closed Off-Road Vehicle (X761) 2015-	616500		-	not for First Edition also fits R-Sport also fits S	○		2400	175	1,5	582	719054	13	- 05.2017		•	D	○	C	F	0,5	151			
	616400		-	not for S not for First Edition also fits R-Sport	○		2400	175	1,5	376	719064	13	06.2017 -		•	D	D	C	F	0,75	159			
											719063	7	06.2017 -		•	D	D	G	G	0,75	149			
S-TYPE Saloon (X200) 1998-2008	408700		-		•		1850	80	1,75	418			-											
XE Saloon (X760) 2015-	602700		-	not for XE S not for 3.0L V6 SC petrol also fits XE R-Sport	○		1800	75	1,25	484	719054	13	- 05.2017		•	D	○	C	F	0,5	151			
	602600		-	not for XE S not for 3.0L V6 SC petrol also fits XE R-Sport	○		1800	75	1,25	273	719064	13	06.2017 -		•	D	D	C	F	0,75	159			
											719063	7	06.2017 -		•	D	D	G	G	0,75	149			

Vehicle data	Towbar data										Wiring kit data										
JAGUAR																					
XF Saloon (X250) 2008-2015	478700		-	not for R-Sport also fits S-variant	•		1850	75	2,25	450	719018	13	03.2008 - 08.2011		•	○	○	C	I	0,75	233
											719017	7	03.2008 - 08.2011		•	○	○	G	G	0,75	214
											719048	13	09.2011 -		•	○	○	C	F	0,5	187
											719047	7	09.2011 -		•	○	○	G	G	0,5	165
XF Saloon (X260) 2015-			-								719064	13	06.2017 -		•	D	D	C	F	0,75	159
											719063	7	06.2017 -		•	D	D	G	G	0,75	149
XJ Saloon (X300, X330) 1994-1999	220800		-				1900	75	2,25	460			-								
XJ Saloon (X350) 2003-2009	351700		-		•		2284	100	2,75	434			-								
X-TYPE Estate (X400) 2003-2009	380800		-		•		1500	75	2,75	399			-								
X-TYPE Saloon (X400) 2001-2009	380800		-		○		1500	75	1,75	399			-								
JEEP																					
CHEROKEE Closed Off-Road Vehicle (KJ) 2001-2008	458800		-				3500	140	1,25	489			-								
	467700		-				3500	140	1,25	319											
CHEROKEE Closed Off-Road Vehicle (KL) 2013-	588500		-	not for Trailhawk also fits 4WD	○		2500	100	1,25	494	719657	7	05.2014 -		No	S	G	G	0,5	181	
	588400		-	not for Trailhawk also fits 4WD	○		2500	100	1,25	281	719658	13	04.2014 -		No	S	H	J	1	195	
COMMANDER Closed Off-Road Vehicle (XK, XH) 2005-2010	380000		-		•		3500	350	1,25	318	719578	13	05.2006 -		No	S	B	G	1,25	178	
	379900		-		○		3500	350	1,25	158	719577	7	05.2006 -		No	S	G	G	0,5	170	
COMPASS Closed Off-Road Vehicle (MK49) 2006-	452400		- 01.2011	not for Rallye	○		1500	105	1,25	185			-								
	538300		02.2011 - 06.2017		•		2000	105	1,25	356											
	545400		02.2011 - 06.2017		○		2000	105	1,25	209											

Vehicle data	Towbar data										Wiring kit data											
JEEP																						
COMPASS Closed Off-Road Vehicle (MP) 2016-	605000		-	also fits AdBlue	●	1500	100	1,5	443	719678	13	-			No	●	H	J	1,25	208		
	643600		-		○	1500	100	1,5	245	719677	7	-			No	●	G	G	1,25	187		
GRAND CHEROKEE Closed Off-Road Vehicle III (WH, WK) 2004-2011	380000		-	not for SRT8	●	3500	350	1,25	318	719578	13	06.2006 -			No	S	B	G	1,25	178		
	379900		-	not for SRT8	○	3500	350	1,25	158	719577	7	06.2006 -			No	S	G	G	0,5	170		
GRAND CHEROKEE Closed Off-Road Vehicle IV (WK, WK2) 2010-	542000		- 07.2013	not for SRT8	○	3500	175	1,75	498	719648	13	05.2013 -	not for models with ACC (Adaptive Cruise Control)		No	●	C	I	1	249		
	541900		- 07.2013	not for SRT8	○	3500	175	1,75	326	719647	7	05.2013 -	not for models with ACC (Adaptive Cruise Control)		No	●	G	G	0,5	233		
	583300		08.2013 -	fits only Summit	●	3500	175	1,75	508													
	583000		08.2013 -	not for SRT8		3500	175	1,75	526													
	582900		08.2013 -	not for SRT8	○	3500	175	1,75	330													
GRAND CHEROKEE Closed Off-Road Vehicle Mk II (WJ, WG) 1998-2005	458900		-		●	3500	140	1,25	479			-										
	277700		-		○	3500	140	1,25	290													
LIBERTY Closed Off-Road Vehicle (KK) 2007-	473300		- 10.2013		●	3500	350	2,25	415			-										
	473200		- 10.2013		●	3500	350	2,25	274													
PATRIOT Closed Off-Road Vehicle (MK74) 2007-	452400		- 01.2011		○	1500	105	1,25	185			-										
	538300		02.2011 -			2000	105	1,25	356													
	545400		02.2011 -		○	2000	105	1,25	209													
RENEGADE Closed Off-Road Vehicle (BU, B1) 2014-	605000		-	also fits Trailhawk	●	1500	100	2	443	719678	13	-			No		H	J	1,5	208		
	595100		- 06.2017	not for Trailhawk	●	1500	75	2	403	719677	7	-			No		G	G	1,5	187		
	599400 *		- 06.2017	not for Trailhawk	●	1500	75	2	225													
	643600		-	also fits Trailhawk	○	1500	100	1,5	245													
WRANGLER Open Off-Road Vehicle III (JK) 2006-	457300		- 08.2017			3500	350	1,25	327			-										

Vehicle data	Towbar data								Wiring kit data														
KIA																							
CARENS MPV III (UN) 2006-	483700		-	for vehicles without gas installation	•	1500	75	1,75	236			-											
CARENS MPV IV 2013-	566800		-		○	1500	75	1,25	413	720618	13	05.2013 -					No	S	H	J	1,25	222	
	566700		-			1500	75	1,25	263	720617	7	05.2013 -					No	S	G	G	0,5	206	
CEE'D Hatchback (ED) 2006-2012	519100		-	fits only 5 door fits also for LPG system for vehicles without sport package	○	1500	75	1,75	331			-											
	462200		-	fits only 5 door fits also for LPG system for vehicles without sport package	○	1500	75	1,75	197														
CEE'D Hatchback (JD) 2012-	558400		- 06.2018	fits only 5 door not for GT not for GT-Line	•	1500	80	1,25	377	720598	13	-					No	S	H	J	0,75	230	
										720597	7	-					No	S	G	G	0,75	197	
CEE'D Sportswagon (JD) 2012-	561100		- 06.2018	also fits GT-Line	•	1500	75	1,25	395	720598	13	- 06.2018					No	S	H	J	0,75	230	
	561000		- 06.2018	also fits GT-Line	○	1500	75	1,25	234	720597	7	- 06.2018					No	S	G	G	0,75	197	
CEE'D SW (ED) 2007-2012	498600		-	for vehicles without sport package	○	1800	75	1,25	385			-											
	477200		-	for vehicles without sport package		1800	75	1,25	224														
NIRO Hatchback 2016-	625800		-	only for cars with towing package	•	1300	100	1,25	452	720678	13	-					•		S	B	E	0,75	159
	628400		-	only for cars with towing package	○	1300	100	1,25	234	720677	7	-					•	•	S	G	G	0,75	151
OPTIMA Saloon 2015-	625500		-	not for Hybrid not for GT-Line not for AdBlue	○	1800	85	1,75	447			-											
	625400		-	not for Hybrid not for GT-Line not for AdBlue	○	1800	85	1,75	223														
OPTIMA Sportswagon (JF) 2016-	625500		-	not for Hybrid not for AdBlue also fits GT-Line	○	1800	85	1,75	447	720684	13	-					•	S	C	E	0,5	146	
	625400		-	not for Hybrid not for AdBlue also fits GT-Line	○	1800	85	1,75	223														
PICANTO Hatchback (SA) 2004-	427200		- 04.2011		•	700	28	1,75	173			-											

Vehicle data	Towbar data										Wiring kit data										
KIA																					
PICANTO Hatchback (TA) 2011-	550600		- 02.2015	also fits X-treme	•		700	28	1,25	316			-								
	551100		- 02.2015	also fits X-treme	•		700	28	1,25	176											
PRO CEE'D Hatchback (JD) 2013 -	592500		-	also fits GT	•		1400	75	2,75	493	720598	13	-			No	S	H	J	0,75	230
											720597	7	-			No	S	G	G	0,75	197
PRO CEE'D Hatchback (ED) 2008-2013	498600		-	fits only 3 door for vehicles without sport package	○		1800	75	1,25	385			-								
RIO Hatchback III (UB) 2011-	547500		- 01.2017	fits also for LPG system	•		1100	50	1,25	346			-								
RIO Hatchback IV (YB, SC) 2017-	631200		-	also fits GT-Line	○		1100	75	1	414			-								
	633300		-				1100	75	0,75	185											
SEDONA MPV Mk II (VQ) 2005-	479900		-		•		2000	85	1,25	322			-								
SORENTO Closed Off-Road Vehicle I (JC) 2002-	411600		- 06.2006		•		2940	120	1,75	409	720417	7	08.2006 - 02.2010			No	•	G	G	0,5	132
	411500		- 06.2006		•		2940	120	1,75	261											
	477600 *		07.2006 - 10.2009		•		3500	140	1,75	476											
	477500		07.2006 - 10.2009		•		3500	140	1,75	308											
SORENTO Closed Off-Road Vehicle II (XM) 2009-	520600		- 09.2012	for vehicles without level regulation	•		2500	100	2,25	419	720618	13	10.2012 - 02.2015			No	S	H	J	1,25	222
	520500		- 09.2012	for vehicles without level regulation	•		2500	100	2,25	264	720617	7	10.2012 - 02.2015			No	S	G	G	0,75	206
	590600		10.2012 - 01.2015		•		2500	100	1,75	477											
	564400		10.2012 - 01.2015		•		2500	100	1,75	422											
	564200		10.2012 - 01.2015		•		2500	100	1,75	265											
SORENTO Closed Off-Road Vehicle III (UM) 2015-	649000 *		-	not for AdBlue	○		2500	100	1,75	614	720648	13	03.2015 -			No	S	H	J	1,25	187
	648900 *		-	not for AdBlue	○		2500	100	1,75	431	720647	7	03.2015 -			No	S	G	G	1	195
SOUL Hatchback (AM) 2009-	507000		- 01.2014		•		1300	52	1,25	353	720487	7	- 04.2014			No	•	G	G	0,75	192

Vehicle data	Towbar data										Wiring kit data														
KIA																									
SOUL Hatchback II (PS) 2014-	590200		-	not for Soul EV	o		1300	80	1,25	368	720618	13	-							No	S	H	J	1,25	222
	590100		-	not for Soul EV			1300	80	1,25	204	720617	7	-							No	S	G	G	0,5	206
SPORTAGE Closed Off-Road Vehicle (JE_, KM_) 2004-	464200		- 06.2010	fits only 5 door	o		2000	80	1,75	417			-												
	444100		- 06.2010	fits only 5 door	o		2000	80	1,75	276															
SPORTAGE Closed Off-Road Vehicle (QL, QLE) 2015-	613800		- 06.2018	also fits GT-Line	o		2200	100	1	420	716708	13	-		•	•	S	H	J	1,25	211				
	613700		- 06.2018	also fits GT-Line	o		2200	100	0,75	261	716707	7	-		•	•	S	G	G	1,25	189				
SPORTAGE Closed Off-Road Vehicle (SL) 2009-	529400		- 02.2016		•		2200	80	2,25	380	720477	7	- 07.2010		No	•	G	G	0,5	187					
	529300		- 02.2016		o		2200	80	2,25	233	720638	13	08.2010 - 12.2015		No	S	H	J	1,25	233					
											720637	7	08.2010 - 12.2015		No	S	G	G	0,75	227					
STONIC Hatchback (YB) 2017-	644800		-		o		1110	75	1,25	401			-												
	644700		-				1110	75	1,25	221															
VENGA Hatchback (YN) 2010-	536900		-		o		1300	75	1,75	344	720508	13	-		No	•	H	J	1,25	170					
	536800		-		o		1300	75	1,75	187	720507	7	-		No	•	G	G	0,5	149					
LANCIA																									
VOYAGER MPV (404_) 2011-2014	473100		-	also fits Stow 'n Go	o		2000	200	1,75	443			-												
	473000		-	also fits Stow 'n Go Warning! Ball is detected by rear sensors	o		2000	200	1,75	282															
LAND ROVER																									
DEFENDER Cabrio (L316) 1990-2016	316400		09.1998 -				3500	250	1,25	241	744008	13	01.1999 -		•		C	F	0,75	143					
											744007	7	01.1999 -		•		G	G	0,5	73					
DEFENDER Pickup (L316) 1995-2016	316400		09.1998 -				3500	250	1,25	241	744008	13	01.1999 -		•		C	F	0,75	143					
											744007	7	01.1999 -		•		G	G	0,5	73					

Vehicle data	Towbar data										Wiring kit data										
MAZDA 3 Hatchback (BK) 2003-2009	425300		-	fits only models with Sport bumper not for MPS	○		1500	75	1,75	373	724548	13	-		No	●	H	J	1,25	170	
	439200		-	not for models with Sport bumper	○		1500	75	1,75	210	724547	7	-		No	●	G	G	0,5	149	
3 Hatchback (BL) 2008-2014	522600		-	not for Sport not for MPS			1600	75	1,25	340	724548	13	11.2003 - 12.2013		No	●	H	J	1,25	170	
											724547	7	11.2003 - 12.2013		No	●	G	G	0,5	149	
3 Hatchback (BM, BN) 2013-	584500		-	also fits Skyactiv	●		1800	90	1,25	416	724567	7	-		No	●	G	G	0,5	170	
	584400		-	also fits Skyactiv	●		1800	90	1,25	211											
3 Saloon (BK) 1999- 2009	425300		01.2003 -	not for Sport not for MPS			1500	75	1,75	373	724548	13	11.2003 -		No	●	H	J	1,25	170	
	439200		01.2003 -	not for Sport	○		1500	75	1,75	210	724547	7	11.2003 -		No	●	G	G	0,5	149	
3 Saloon (BM, BN) 2013-	584600		-	also fits Skyactiv not suitable for Alko 2000 stabiliser	○		1800	90	1,25	466	724567	7	-		No	●	G	G	0,5	170	
5 MPV (CR19) 2005- 2010	501100		01.2008 -	not for Sport	●		1600	85	1,25	351	724537	7	06.2005 -		No	●	G	G	0,75	227	
	535500		-		○		1600	75	1,25	194											
5 MPV (CW) 2010-	501100		-	not for Sport	●		1600	85	1,25	351	724537	7	-		No	●	G	G	0,75	227	
	535500		-		○		1600	75	1,25	194											
6 Estate (GH) 2007- 2013	499500 *		-		○		1600	75	1,75	766	724517	7	04.2008 - 01.2013		No	S	G	G	0,75	176	
	535400		-		○		1800	100	1,25	352											
	535300		-		○		1800	100	1,25	202											
6 Estate (GJ, GL) 2012-	576300		-		○		1800	75	1,25	396	724558	13	02.2013 - 06.2018		No	●	H	J	0,75	203	
	576200		-		○		1800	75	1,25	243	724557	7	02.2013 - 06.2018		No	●	G	G	0,75	178	
											724624	13	07.2018 -		●	●	C	N	1,25	162	
												724623	7	07.2018 -		●	●	G	G	1,25	141
6 Hatchback (GG) 2002-2008	379000		-	not for MPS also fits 4WD	●		1800	75	2,75	249			-								
6 Hatchback (GH) 2007-2013	499600		-		○		1800	75	2,75	203	724517	7	02.2008 - 01.2013		No	S	G	G	0,75	176	

Vehicle data	Towbar data										Wiring kit data											
MAZDA																						
6 Saloon (GG) 2002-2008	379000		-	not for MPS also fits 4WD	•		1800	75	2,75	249			-									
6 Saloon (GH) 2007-2013	499600		-		○		1800	75	2,75	203	724517	7	02.2008 - 01.2013				No	S	G	G	0,75 176	
6 Saloon (GJ, GL) 2012-	576300		-		○		1800	75	1,25	396	724558	13	02.2013 - 06.2018				No	•	H	J	0,75 203	
	576200		-		○		1800	75	1,25	243	724557	7	02.2013 - 06.2018				No	•	G	G	0,75 178	
6 Station Wagon (GY) 2002-2008	379200		-	not for MPS also fits 4WD	•		1800	75	2,75	265			-									
B-SERIE Pickup (UN) 1998-2006	482600		-	fits only 4WD not for vehicles with integrated footboard			3000	125	1,25	424			-									
BT-50 Pickup (B22, B32, UP, UR) 2011-	554900		-	also fits 4WD for vehicles with integrated footboard			3500	225	1,25	383	712068	13	- 12.2015	for vehicles with and without prepared connector for wiring kit	•	○	○	C	F	1	192	
	557400		-	also fits 4WD for models with bumper beam			3500	225	1,25	481												
BT-50 Pickup (CD, UN) 2006-2015	482600		- 12.2011	fits only 4WD not for vehicles with integrated footboard			3000	125	1,25	424	711927	7	-				No	•	G	G	0,5 143	
BT-50 Platform/Chassis (CD, UN) 2006-	482600		- 12.2011	fits only 4WD not for vehicles with integrated footboard			3000	125	1,25	424	711927	7	-				No	•	G	G	0,5 143	
CX-3 Closed Off-Road Vehicle (DK) 2015-	604300		-				1200	75	1,75	387	724588	13	06.2015 -				No	•	H	J	1 222	
	604200		-				1200	75	1,75	232	724587	7	06.2015 -				No	•	G	G	0,75 197	
CX-5 Closed Off-Road Vehicle (KE, GH) 2011-	554700		- 02.2017	also fits 4WD	○		2100	88	1,25	387	724547	7	04.2012 -				No	S	G	G	0,75 149	
	554600		- 02.2017	also fits 4WD			2100	88	1,25	228	724548	13	03.2012 -				No	S	H	J	1,25 170	
CX-5 Closed Off-Road Vehicle (KF) 2016-	554700		-	not for AdBlue also fits 4WD	•		2100	88	1,25	387	724608	13	-				•	•	•	B	E	1 227
	554600		-	not for AdBlue also fits 4WD			2100	88	1,25	228	724607	7	-				•	•	•	G	G	1 214
TRIBUTE Closed Off-Road Vehicle (EP) 2000-2008	411700		03.2004 - 10.2006		○		2000	75	1,25	292			-									

Vehicle data	Towbar data									Wiring kit data												
MERCEDES-BENZ																						
A-CLASS Hatchback (W168) 1997-2005	332500		-		o		1000	50	1,25	159			-									
A-CLASS Hatchback (W169) 2004-2012	443100		-		o		1500	80	1,25	360	727438	13	-									
	443000		-		o		1500	80	1,25	199	727437	7	-									
A-CLASS Hatchback (W176) 2012-	552200		- 08.2015	not for AMG Styling not for AMG series			1500	80	1,25	378	727618	13	09.2012 -									
	608600		- 04.2018	not for AMG Styling not for AMG series from 09-2015 also for AMG Styling			1500	80	1,25	418	727617	7	09.2012 -									
	576500		- 04.2018	not for AMG Styling not for AMG series			1500	80	1,25	214												
A-CLASS Hatchback (W177) 2018-	652200		-	also fits AMG Styling	o		2000	80	1,5	426			-									
	652100		-	also fits AMG Styling	•		2000	80	1,5	227												
B-CLASS (W246, W242) 2011-	552300		-	not for AMG Styling not for AMG series not for Electric Drive	o		1500	80	2,25	782	727618	13	02.2012 -									
	608600		-	not for AMG Styling not for AMG series not for Electric Drive			1500	80	1,25	418	727617	7	02.2012 -									
	552200		-	not for AMG Styling not for AMG series not for Electric Drive			1500	80	1,25	378												
	576500		-	not for AMG Styling not for AMG series not for Electric Drive			1500	80	1,25	214												
B-CLASS Hatchback (W245) 2005-2011	443100		-		•		1500	80	1,25	360	727438	13	06.2005 -									
	443000		-		o		1500	80	1,25	199	727437	7	06.2005 -									
C-CLASS Coupe (C204) 2011-	582000		-		o		1800	100	1,5	434	727538	13	06.2011 -									
											727537	7	06.2011 -									

Vehicle data	Towbar data								Wiring kit data													
MERCEDES-BENZ																						
C-CLASS Saloon (W202) 1993-2000	288400		-	not for AMG Styling not for AMG series for vehicles with chassis number from: A0324070/F020798	●	1650	75	1,75	339	9070223		01.1993 - 12.1993	for vehicles with chassis number upto: A0324070/F020798							1,5	TBC	
	288300		-	not for AMG Styling not for AMG series for vehicles with chassis number from: A0324070/F020798	●	1650	75	1,75	213													
C-CLASS Saloon (W203) 2000-2007	432700		-	not for AMG Styling not for AMG series not for CLK not for Sport-coupé		1500	75	2,25	446	727418	13	-		●	○	○	C	I	1	178		
	352600		-	not for AMG Styling not for AMG series not for CLK not for Sport-coupé		1500	75	2,25	279	727417	7	-		●	○	○	G	G	0,5	157		
C-CLASS Saloon (W204) 2007-2014	472000		-	not for AMG Styling not for AMG series for vehicles without level regulation	○	1900	100	1,75	796	727538	13	03.2007 -		●	○	○	C	F	1	170		
	582000		-	not for AMG Styling not for AMG series for vehicles without level regulation		1800	100	1,75	434	727537	7	03.2007 -		●	○	○	G	G	0,5	151		
	493500		-	not for AMG Styling not for AMG series	●	1900	100	1,75	389													
	528500		-	for vehicles without level regulation fits only AMG Styling	○	1900	100	1,75	383													
	493400		-	not for AMG Styling not for AMG series for vehicles without level regulation	●	1900	100	1,75	226													

Vehicle data	Towbar data										Wiring kit data										

MERCEDES-BENZ

C-CLASS Saloon (W205) 2013-	601100		-	not for AMG Styling not for 4WD not for AMG series not for Keyless-Go Comfort package for vehicles which are allowed to tow		1900	75	1,25	1038	727628	13	03.2014 - 06.2018		●	○	○	C	F	0,5	162	
										727627	7	03.2014 - 06.2018		●	○	○	G	G	0,5	146	
	588300		-	not for AMG Styling not for AMG series not for Keyless-Go Comfort package for vehicles which are allowed to tow		1900	75	1,25	472	727678	13	07.2018 -		●	○	○	C	N	0,75	TBC	
										727677	7	07.2018 -		●	○	○	G	G	0,75	TBC	
C-CLASS T-Model (S202) 1996-2001	288400		-	not for AMG Styling not for AMG series	●	1650	75	1,75	339			-									
	288300		-	not for AMG Styling not for AMG series	●	1650	75	1,75	213												
C-CLASS T-Model (S203) 2001-2007	432700		-	not for AMG Styling not for AMG series		1500	75	2,25	446	727418	13	-		●	○	○	C	I	1	178	
	352600		-	not for AMG Styling not for AMG series		1500	75	2,25	279	727417	7	-		●	○	○	G	G	0,5	157	

Vehicle data	Towbar data									Wiring kit data												
MERCEDES-BENZ																						
C-CLASS T-Model (S204) 2007-2014	493500		01.2011 - 12.2011	fits only AMG Styling for vehicles without level regulation	•		1900	100	1,75	389	727538	13	12.2007 -		•	○	○	C	F	1	170	
	493400		01.2011 - 12.2011	fits only AMG Styling for vehicles without level regulation	•		1900	100	1,75	226	727537	7	12.2007 -		•	○	○	G	G	0,5	151	
	472000		01.2011 - 12.2011	fits only AMG Styling for vehicles without level regulation	○		1900	100	1,75	796												
	528500		- 01.2011	fits only AMG Styling for vehicles without level regulation	•		1900	100	1,75	383												
	472000		-	not for AMG Styling not for AMG series	○		1900	100	1,75	796												
	582000		-	for vehicles without level regulation not for AMG Styling not for AMG series			1800	100	1,75	434												
	493500		-	for vehicles without level regulation not for AMG Styling not for AMG series	•		1900	100	1,75	389												
	493400		-	for vehicles without level regulation not for AMG Styling not for AMG series	•		1900	100	1,75	226												
C-CLASS T-Model (S205) 2014-	590300		-	fits only AMG Styling not for AMG series not for Keyless-Go Comfort package			1900	75	1,25	464	727628	13	- 06.2018		•	○	○	C	F	0,5	162	
											727627	7	- 06.2018		•	○	○	G	G	0,5	146	
	588300		-	for vehicles which are allowed to tow not for AMG Styling not for AMG series			1900	75	1,25	472	727678	13	07.2018 -		•	○	○	C	N	0,75	TBC	
	588200		-	not for Keyless-Go Comfort package for vehicles which are allowed to tow not for AMG Styling not for AMG series			1900	75	1,25	262	727677	7	07.2018 -		•	○	○	G	G	0,75	TBC	

Vehicle data	Towbar data										Wiring kit data															
MERCEDES-BENZ																										
CITAN Dualiner (415) 2012-	566100		-	fits only SWB fits only LWB fits only MWB			1350	75	1,75	384	727597	7	10.2012	-		No	S	G	G	0,5	124					
	566200		-	fits only SWB fits only LWB fits only MWB	o		1350	75	2,25	270																
	566900		-	fits only SWB fits only LWB fits only MWB			1350	75	1,75	194																
CITAN Panel Van (415) 2012-	566100		-	fits only SWB fits only LWB fits only MWB			1350	75	1,75	384	727597	7	-			No	S	G	G	0,5	124					
	566200		-	fits only SWB fits only LWB fits only MWB	o		1350	75	2,25	270																
	566900		-	fits only SWB fits only LWB fits only MWB			1350	75	1,75	194																
	9078346		-	fits only roof height H1 fits only wheelbase L1 fits only twin doors						1	360															
CITAN Traveliner (415) 2012-	566100		-	fits only SWB fits only LWB fits only MWB			1350	75	1,75	384	727597	7	-			No	S	G	G	0,5	124					
	566200		-	fits only SWB fits only LWB fits only MWB	o		1350	75	2,25	270																
	566900		-	fits only SWB fits only LWB fits only MWB			1350	75	1,75	194																
CLA Coupe (C117) 2013-	603500		-	not for AMG series also fits AMG Styling	o		1500	80	1,75	798	727617	7	06.2013	-		•	o	o	G	G	0,75	162				
	608600		-	not for AMG Styling not for AMG series			1500	80	1,25	418	727618	13	04.2013	-		•	o	o	C	F	0,75	178				
	576600		-	not for AMG Styling not for AMG series			1500	80	1,75	378																
	576500		-	not for AMG Styling not for AMG series			1500	80	1,25	214																

Vehicle data	Towbar data										Wiring kit data											

MERCEDES-BENZ

CLA Shooting Brake (X117) 2015-	608600		-	not for AMG Styling not for AMG series		1500	80	1,25	418	727618	13	03.2015 -				●	○	○	C	F	0,75	178	
	576600		-	not for AMG series also fits AMG Styling		1500	80	1,75	378	727617	7	03.2015 -				●	○	○	G	G	0,75	162	
	576500		-	not for AMG series also fits AMG Styling		1500	80	1,75	214														
CLK Convertible (A208) 1998-2002	288400		-	not for AMG Styling not for AMG series not for CLK430	●	1650	75	1,75	339			-											
CLK Coupe (C208) 1997-2003	288400		-	not for AMG Styling not for AMG series not for CLK430	●	1650	75	1,75	339			-											
CLS Coupe (C257) 2017-			-							727678	13	07.2018 -				●	○	○	C	N	0,75	TBC	
										727677	7	07.2018 -				●	○	○	G	G	0,75	TBC	
E-CLASS All-Terrain (S213) 2017-	617700		-	fits also vehicles with Keyless-Go system	○	2100	85	1,5	501	727644	13	-				●	D	○	C	E	0,5	149	
										727643	7	-				●	D	○	G	G	0,5	141	
E-CLASS Saloon (W210) 1995-2003	229400		-	not for AMG Styling not for AMG series not for vehicles with air conditioning with permanent heating function		2200	75	1,25	282			-											

Vehicle data	Towbar data										Wiring kit data											

MERCEDES-BENZ

E-CLASS Saloon (W211) 2002-2009	471100		-	not for AMG Styling not for AMG series Attention! Depending on engine version, changes may be necessary in the cooling system If the delivered reinforcement brackets don't fit, you have to order these parts from a Mercedes Dealer		2200	88	1,75	815	727428	13	-				●	○	○	C	I	1	176
										727427	7	-				●	○	○	G	G	0,5	159
	389300		-	not for AMG Styling not for AMG series Attention! Depending on engine version, changes may be necessary in the cooling system If the delivered reinforcement brackets don't fit, you have to order these parts from a Mercedes Dealer		2200	88	1,75	443													
	389400		-	not for AMG Styling not for AMG series Attention! Depending on engine version, changes may be necessary in the cooling system If the delivered reinforcement brackets don't fit, you have to order these parts from a Mercedes Dealer		2200	88	1,75	309													
E-CLASS Saloon (W212) 2009-	518000		-	not for AMG Styling not for AMG series	○	2200	80	1,75	836	727538	13	03.2009 -				●	○	○	C	F	1	170
	581400		-	not for AMG Styling not for AMG series		2200	80	1,75	460	727537	7	03.2009 -				●	○	○	G	G	0,5	151
	530900		-	not for AMG Styling not for AMG series	●	2100	80	2,25	410													
	517800		-	not for AMG Styling not for AMG series		2200	80	1,75	250													

Vehicle data	Towbar data										Wiring kit data											

MERCEDES-BENZ

E-CLASS Saloon (W213) 2016-	617800		-	not for AMG Styling not for AMG series also fits Plug-in Hybrid fits also vehicles with Keyless-Go system	○	2100	85	2	842	727644	13	-				●	D	○	C	E	0,5	149	
										727643	7	-				●	D	○	G	G	0,5	141	
	617700		-	not for AMG series also fits AMG Styling also fits Plug-in Hybrid fits also vehicles with Keyless-Go system	○	2100	85	1,5	501														
	617600		-	not for AMG series also fits AdBlue also fits AMG Styling also fits Plug-in Hybrid fits also vehicles with Keyless-Go system	○	2100	85	1,5	292														
E-CLASS T-Model (S210) 1996-2003	244200		-	not for AMG Styling not for AMG series not for 300TD with air conditioning		2200	90	1,75	239			-											
E-CLASS T-Model (S211) 2003-2009	471600		-	not for AMG Styling not for AMG series Attention! Depending on engine version, changes may be necessary in the cooling system		2100	88	1,75	811	727428	13	-				●	○	○	C	I	1	176	
										727427	7	-				●	○	○	G	G	0,5	159	
	439400		-	not for AMG Styling not for AMG series Attention! Depending on engine version, changes may be necessary in the cooling system		2100	88	1,75	452														
E-CLASS T-Model (S212) 2009-	531600		-	not for AMG Styling not for AMG series from 01-2013 without bumper cut	○	2100	80	2,25	811	727538	13	11.2009 -				●	○	○	C	F	1	170	
										727537	7	11.2009 -				●	○	○	G	G	0,5	151	
	582400		-	not for AMG Styling not for AMG series		2100	80	1,75	462														
	530900		-	not for AMG Styling not for AMG series	●	2100	80	2,25	410														
	530800		-	not for AMG Styling not for AMG series		2100	80	2,25	261														

Vehicle data		Towbar data								Wiring kit data											
MERCEDES-BENZ																					
E-CLASS T-Model (S213) 2016-	617700		-	not for AMG series also fits AMG Styling fits also vehicles with Keyless-Go system	<input type="radio"/>	2100	85	1,5	501	727644	13	-			●	D	<input type="radio"/>	C	E	0,5	149
	617600		-	not for AMG series also fits AdBlue also fits AMG Styling fits also vehicles with Keyless-Go system	<input type="radio"/>	2100	85	1,5	292	727643	7	-			●	D	<input type="radio"/>	G	G	0,5	141
GLA-CLASS Closed Off-Road Vehicle (X156) 2013-	588100		-	not for AMG series also fits 4Matic also fits AMG Styling		1800	75	1,75	493	727618	13	03.2014 -			●	<input type="radio"/>	<input type="radio"/>	C	F	0,75	178
	588000		-	not for AMG series also fits 4Matic also fits AMG Styling		1800	75	1,75	288	727617	7	03.2014 -			●	<input type="radio"/>	<input type="radio"/>	G	G	0,75	162
GLC Closed Off-Road Vehicle (X253) 2015-	609300		-	not for AMG Styling not for AMG series not for Keyless-Go Comfort package not for Plug-in Hybrid fits also vehicles with Keyless-Go system	<input type="radio"/>	2500	100	2	852	727628	13	09.2015 -			●	<input type="radio"/>	<input type="radio"/>	C	F	0,5	162
	609200		-	not for AMG Styling not for AMG series not for Keyless-Go Comfort package not for Plug-in Hybrid fits also vehicles with Keyless-Go system	<input type="radio"/>	2500	100	2	501	727627	7	09.2015 -			●	<input type="radio"/>	<input type="radio"/>	G	G	0,5	146
	609100		-	not for AMG Styling not for AMG series not for Keyless-Go Comfort package not for Plug-in Hybrid fits also vehicles with Keyless-Go system	<input type="radio"/>	2500	100	2	286												
GL-CLASS Closed Off-Road Vehicle (X166) 2012-	580900		-	not for AMG Styling not for BlueTEC	<input type="radio"/>	3500	135	2,75	488	727608	13	12.2012 -			●	<input type="radio"/>	<input type="radio"/>	G	G	0,5	184
										727607	7	12.2012 -			●	<input type="radio"/>	<input type="radio"/>	G	G	0,5	157

Vehicle data	Towbar data										Wiring kit data										
GLE Closed Off-Road Vehicle (W166) 2015-	554200		-	not for AMG series not for Coupé not for AMG Line also fits 500 e 4Matic	●		3500	140	2,75	492	727588	13	-		●	○		C	F	1,5	165
	554100		-	not for AMG series not for Coupé not for AMG Line also fits 500 e 4Matic	●		3500	140	2,75	326	727587	7	-		●	○		G	G	1,5	141
GLK-CLASS Closed Off-Road Vehicle (X204) 2008-	516800		- 07.2013	not for Sport Pack	●		2100	130	2,25	419			-								
	579100		08.2013 -	not for Sport Pack	●		2500	100	2,75	421			-								
GLS Closed Off-Road Vehicle (X166) 2015-			-								727608	13	-		●	○	○	G	G	0,5	184
											727607	7	-		●	○	○	G	G	0,5	157
M-CLASS Closed Off-Road Vehicle (W163) 1998-2005	349900		-	not for vehicles with spare wheel on the tailgate	○		3500	150	1,25	259			-								
M-CLASS Closed Off-Road Vehicle (W164) 2005-2012	443300		-	not for AMG Styling not for AMG series	○		3500	140	2,75	516	727448	13	07.2005 -		●	○	○	H	J	1,25	165
	554100		-	not for AMG Styling not for AMG series			3500	140	3,25	326	727447	7	07.2005 -		●	○	○	G	G	0,5	151
M-CLASS Closed Off-Road Vehicle (W166) 2011-2015	554200		-	not for AMG series also fits 4WD also fits AMG Styling	○		3500	140	2,75	492	727588	13	01.2012 -		●	○	○	C	F	0,5	165
	554100		-	not for AMG series also fits 4WD also fits AMG Styling	●		3500	140	3,25	326	727587	7	01.2012 -		●	○	○	G	G	0,5	141
R-CLASS MPV (W251, V251) 2005-	461700		-	also fits 4Matic	●		2100	85	2,25	457	727487	7	02.2006 -		●	○	○	G	G	1,25	214
S-CLASS Saloon (W220) 1998-2005	468900		- 12.2001	not for AMG Styling not for AMG series			2100	85	2,75	496			-								

Vehicle data	Towbar data										Wiring kit data										

MERCEDES-BENZ

SPRINTER 2-t Bus (901, 902) 1995-2006	293100		-	fits only wheelbase 3,55M fits only wheelbase 4,02M for vehicles with a footboard, unless with a footboard over the entire width of the car			2800	120	1,25	321			-									
	293200		-	fits only wheelbase 4,02M fits only single and double air for vehicles without footboard			2800	120	1,25	311												
	293100		-	fits only wheelbase 3,0M for vehicles without footboard			2800	120	1,25	321												
	293200		-	fits only wheelbase 3,55M fits only single air for vehicles without footboard			2800	120	1,25	311												
SPRINTER 2-t Van (901, 902) 1995-2006	293200		-	fits only wheelbase 4,02M fits only single and double air for vehicles without footboard			2800	120	1,25	311			-									
	293100		-	fits only wheelbase 3,0M for vehicles without footboard			2800	120	1,25	321												
	293100		-	fits only wheelbase 3,55M fits only wheelbase 4,02M for vehicles with a footboard, unless with a footboard over the entire width of the car			2800	120	1,25	321												
	293200		-	fits only wheelbase 3,55M fits only single air for vehicles without footboard			2800	120	1,25	311												
SPRINTER 3-t Bus (903) 1995-2006	293200		-	fits only wheelbase 3,55M fits only single air for vehicles without footboard			2800	120	1,25	311			-									
	293100		-	fits only wheelbase 3,0M for vehicles without footboard			2800	120	1,25	321												
	293200		-	fits only wheelbase 4,02M fits only single and double air for vehicles without footboard			2800	120	1,25	311												
	293100		-	fits only wheelbase 3,55M fits only wheelbase 4,02M for vehicles with a footboard, unless with a footboard over the entire width of the car			2800	120	1,25	321												

Vehicle data	Towbar data										Wiring kit data											

MERCEDES-BENZ

SPRINTER 3-t Van (903) 1995-2006	293100		-	fits only wheelbase 3,55M fits only wheelbase 4,02M for vehicles with a footboard, unless with a footboard over the entire width of the car	2800	120	1,25	321			-												
	293100		-	fits only wheelbase 3,0M for vehicles without footboard	2800	120	1,25	321															
	293200		-	fits only wheelbase 3,55M fits only single air for vehicles without footboard	2800	120	1,25	311															
	293200		-	fits only wheelbase 4,02M fits only single and double air for vehicles without footboard	2800	120	1,25	311															
SPRINTER Bus 3,5-t (906) 2006-	511200		- 06.2018	fits only wheelbase 3665mm (MWB) fits only wheelbase 4325mm (LWB) fits only wheelbase 4350mm (XL - LWB) not for 4x4 for vehicles without footboard	3500	140	1,25	301	727478	13	-					No	•	C	F	1,25	233		
	511300		- 06.2018	fits only wheelbase 3665mm (MWB) fits only wheelbase 4325mm (LWB) fits only wheelbase 4350mm (XL - LWB) not for 4x4 for vehicles with footboard	3500	140	1,25	294	727477	7	-					No	•	G	G	0,75	173		
SPRINTER Bus 3,5-t (907) 2018-	653800		-	fits only FWD not for 4x4 for vehicles without footboard	3500	140	0,75	322			-												
	511200		-	fits only RWD not for 4x4 for vehicles with and without footboard if necessary, models with footboard have to change a bumperpart at the dealer	3500	140	1,25	301															

Vehicle data	Towbar data										Wiring kit data										

MERCEDES-BENZ

SPRINTER Bus 3-t (906) 2006-	511200		- 06.2018	fits only wheelbase 3665mm (MWB) fits only wheelbase 4325mm (LWB) fits only wheelbase 4350mm (XL - LWB) not for 4x4 for vehicles without footboard			3500	140	2,25	301	727478	13	-				No	•	C	F	1,25	233	
											727477	7	-				No	•	G	G	0,75	173	
	511200		- 06.2018	fits only wheelbase 3250mm (SWB) not for 4x4 for vehicles with and without footboard if necessary, models with footboard have to change a bumperpart at the dealer			3500	140	2,75	301													
	511300		- 06.2018	fits only wheelbase 3665mm (MWB) fits only wheelbase 4325mm (LWB) fits only wheelbase 4350mm (XL - LWB) not for 4x4 for vehicles with footboard			3500	140	1,25	294													
SPRINTER Bus 3-t (907) 2018-	653800		-	fits only FWD not for 4x4 for vehicles without footboard			3500	140	0,75	322			-										
		511200		-	fits only RWD not for 4x4 for vehicles with and without footboard if necessary, models with footboard have to change a bumperpart at the dealer			3500	140	1,25	301												

Vehicle data	Towbar data										Wiring kit data											

MERCEDES-BENZ

SPRINTER Platform/Chassis 4,6-t (906) 2006-	511200		- 06.2018	fits only wheelbase 3250mm (SWB) fits only wheelbase 3665mm (MWB) fits only wheelbase 4325mm (LWB) fits only wheelbase 4350mm (XL - LWB) fits only single and double cabin not for 4x4			3500	140	1,25	301	727478	13	-			No	•	C	F	1,25	233	
											727477	7	-			No	•	G	G	0,75	173	
SPRINTER Platform/Chassis 4-t (907) 2018-	511200		-	fits only RWD not for 4x4 for vehicles with and without footboard if necessary, models with footboard have to change a bumperpart at the dealer			3500	140	1,25	301			-									
SPRINTER Platform/Chassis 5-t (906) 2006-	511400		- 06.2018	fits only wheelbase 3250mm (SWB) fits only wheelbase 3665mm (MWB) fits only single and double cabin not for 4x4			3500	150	1,25	308	727478	13	-			No	•	C	F	1,25	233	
											727477	7	-			No	•	G	G	0,75	173	
SPRINTER Platform/Chassis 5-t (907) 2018-	511200		-	fits only RWD not for 4x4 for vehicles with and without footboard if necessary, models with footboard have to change a bumperpart at the dealer			3500	140	1,25	301			-									

Vehicle data		Towbar data								Wiring kit data													
MERCEDES-BENZ																							
SPRINTER Van 3,5-t (906) 2006-	511200		- 06.2018	fits only wheelbase 3250mm (SWB) not for 4x4 for vehicles with and without footboard if necessary, models with footboard have to change a bumperpart at the dealer			3500	140	1,25	301	727478	13	-						No	C	F	1,5	233
											727477	7	-						No	G	G	1,5	173
	511200		- 06.2018	fits only wheelbase 3665mm (MWB) fits only wheelbase 4325mm (LWB) fits only wheelbase 4350mm (XL - LWB) not for 4x4 for vehicles without footboard			3500	140	1,25	301													
	511300		- 06.2018	fits only wheelbase 3665mm (MWB) fits only wheelbase 4325mm (LWB) fits only wheelbase 4350mm (XL - LWB) not for 4x4 for vehicles with footboard			3500	140	1,25	294													
SPRINTER Van 3,5-t (907, 910) 2018-	653800		-	fits only FWD not for 4x4 for vehicles without footboard			3500	140	0,75	322			-										
		511200		-	fits only RWD not for 4x4 for vehicles with and without footboard if necessary, models with footboard have to change a bumperpart at the dealer			3500	140	1,25	301												

Vehicle data	Towbar data										Wiring kit data											

MERCEDES-BENZ

SPRINTER Van 3-t (906) 2006-	511200		- 06.2018	fits only wheelbase 3250mm (SWB) not for 4x4 for vehicles with and without footboard if necessary, models with footboard have to change a bumperpart at the dealer			3500	140	1,25	301	727478	13	-				No	•	C	F	1,25	233	
											727477	7	-				No	•	G	G	0,75	173	
	511300		- 06.2018	fits only wheelbase 3665mm (MWB) fits only wheelbase 4325mm (LWB) fits only wheelbase 4350mm (XL - LWB) not for 4x4 for vehicles with footboard			3500	140	1,25	294													
	511200		- 06.2018	fits only wheelbase 3665mm (MWB) fits only wheelbase 4325mm (LWB) fits only wheelbase 4350mm (XL - LWB) not for 4x4 for vehicles without footboard			3500	140	1,25	301													
SPRINTER Van 3-t (910) 2018-	653800		-	fits only FWD not for 4x4 for vehicles without footboard			3500	140	0,75	322			-										
		511200		-	fits only RWD not for 4x4 for vehicles with and without footboard if necessary, models with footboard have to change a bumperpart at the dealer			3500	140	1,25	301												

Vehicle data	Towbar data										Wiring kit data										

MERCEDES-BENZ

SPRINTER Van 4,6-t (906) 2006-	511200		- 06.2018	fits only single air fits only wheelbase 3665mm (MWB) fits only wheelbase 4325mm (LWB) fits only wheelbase 4350mm (XL - LWB) not for 4x4 for vehicles without footboard		3500	140	1,25	301	727478	13	-			No	•	C	F	1,25	233	
	511300		- 06.2018	fits only single air fits only wheelbase 3665mm (MWB) fits only wheelbase 4325mm (LWB) fits only wheelbase 4350mm (XL - LWB) not for 4x4 for vehicles with footboard		3500	140	1,25	294	727477	7	-			No	•	G	G	0,75	173	
SPRINTER Van 4-t (904) 1996-2006	293200		-	fits only wheelbase 4,02M fits only single and double air for vehicles without footboard		2800	120	1,25	311			-									
	293200		-	fits only wheelbase 3,55M fits only single air for vehicles without footboard		2800	120	1,25	311												
	293100		-	fits only wheelbase 3,55M fits only wheelbase 4,02M for vehicles with a footboard, unless with a footboard over the entire width of the car		2800	120	1,25	321												
	293100		-	fits only wheelbase 3,0M for vehicles without footboard		2800	120	1,25	321												
SPRINTER Van 4-t (907) 2018-	653800		-	fits only FWD not for 4x4 for vehicles without footboard		3500	140	0,75	322			-									
	511200		-	fits only RWD not for 4x4 for vehicles with and without footboard if necessary, models with footboard have to change a bumperpart at the dealer		3500	140	1,25	301												

Vehicle data	Towbar data										Wiring kit data										

MERCEDES-BENZ

SPRINTER Van 5-t (907) 2018-	653800		-	fits only FWD not for 4x4		3500	140	0,75	322			-										
	511200		-	for vehicles without footboard fits only RWD not for 4x4 for vehicles with and without footboard if necessary, models with footboard have to change a bumperpart at the dealer		3500	140	1,25	301													
V-CLASS MPV (638/2) 1996-2003	270500		-	Warning! Ball is detected by rear sensors	•	2000	75	1,25	224			-										
V-CLASS MPV (W447) 2014-	594200		-	not for AMG Styling also fits 4x4	○	2500	100	1,25	481	727638	13	05.2014 -	for vehicles without prepared connector for wiring kit	•	○	S	C	F	0,5	214		
	613600		-	not for AMG Styling also fits 4x4	○	2500	100	0,75	297	727637	7	05.2014 -	for vehicles without prepared connector for wiring kit	•	○	S	G	G	0,5	159		
	630100		-	not for AMG Styling also fits 4x4	○	2500	100	1,25	245													
	595400		-	not for AMG Styling also fits 4x4		2500	100	0,75	229													
VIANO MPV (W639) 2003-	419200		- 08.2010	also fits 4x4		2500	100	1,25	283	727568	13	08.2005 - 04.2015		No	S	C	F	0,75	206			
	419000		- 08.2010	also fits 4x4	○	2500	100	1,25	243	727567	7	08.2005 - 04.2015		No	S	G	G	0,75	157			
	459000		09.2010 - 09.2014	also fits 4x4	○	2500	100	1,25	194	727457	7	09.2003 - 11.2010		No	•	G	G	0,75	176			
VITO / MIXTO Van (W639) 2003-	419000		- 12.2004		○	2500	100	1,25	243	727568	13	08.2005 - 04.2015		No	S	C	F	0,75	206			
	479200		01.2005 - 09.2014		○	2500	100	1,25	374	727567	7	08.2005 - 04.2015		No	S	G	G	0,75	157			
	459000		01.2005 - 09.2014		○	2500	100	1,25	194	727457	7	09.2003 - 11.2010		No	•	G	G	0,75	176			
	419200		- 09.2014			2500	100	1,25	283													
VITO Bus (638) 1996-2003	270500		-	Warning! Ball is detected by rear sensors	•	2000	75	1,25	224			-										

Vehicle data	Towbar data										Wiring kit data													
MERCEDES-BENZ																								
VITO Bus (W639) 2003-	419000		- 12.2004		○		2500	100	1,25	243	727568	13	08.2005 - 04.2015			No	S	C	F	0,75	206			
	479200		01.2005 - 09.2014		○		2500	100	1,25	374	727567	7	08.2005 - 04.2015			No	S	G	G	0,75	157			
	459000		01.2005 - 09.2014		○		2500	100	1,25	194	727457	7	09.2003 - 11.2010			No	●	G	G	0,75	176			
	419200		- 09.2014				2500	100	1,25	283														
VITO Dualiner (W447) 2014-	594200		-	also fits 4x4	○		2500	100	1,25	481	727638	13	-	for vehicles without prepared connector for wiring kit	●	○	S	C	F	0,5	214			
	613600		-	also fits 4x4	○		2500	100	0,75	297	727637	7	-	for vehicles without prepared connector for wiring kit	●	○	S	G	G	0,5	159			
	595400		-	also fits 4x4			2500	100	0,75	229														
	630100		-	also fits 4x4	○		2500	100	1,25	245														
VITO Tourer (W447) 2014-	594200		-	also fits 4x4	○		2500	100	1,25	481	727638	13	-	for vehicles without prepared connector for wiring kit	●	○	S	C	F	0,5	214			
	613600		-	also fits 4x4	○		2500	100	0,75	297	727637	7	-	for vehicles without prepared connector for wiring kit	●	○	S	G	G	0,5	159			
	630100		-	also fits 4x4	○		2500	100	1,25	245														
	595400		-	also fits 4x4			2500	100	0,75	229														
VITO Van (638) 1997-2003	270500		-	Warning! Ball is detected by rear sensors	●		2000	75	1,25	224			-											
VITO Van (W447) 2014-	594200		-	not for Sport also fits 4x4	○		2500	100	1,25	481	727638	13	-	for vehicles without prepared connector for wiring kit	●	○	S	C	F	0,5	214			
	613600		-	not for Sport also fits 4x4	○		2500	100	0,75	297	727637	7	-	for vehicles without prepared connector for wiring kit	●	○	S	G	G	0,5	159			
	630100		-	not for Sport also fits 4x4	○		2500	100	1,25	245														
	595400		-	not for Sport also fits 4x4			2500	100	0,75	229														
X-CLASS Pickup (470) 2017-	658300		-	for vehicles with integrated footboard			3500	140	2	354	732764	13	-			●	S	B	E	0,5	143			
																				●	S	G	G	0,5

Vehicle data	Towbar data										Wiring kit data										
MINI																					
MINI CLUBMAN Estate (F54) 2014-			-								703478	13	-		• No	• H	J	1,5	189		
											703477	7	-		• No	• G	G	1,5	165		
MINI COUNTRYMAN Estate (F60) 2016-			-								703478	13	-		• No	• H	J	1,5	189		
											703477	7	-		• No	• G	G	1,5	165		
MINI COUNTRYMAN Estate (R60) 2010-2016	572100		-	not for S-Type also fits All4 for vehicles which are allowed to tow	○	1200	75	1,75	353		728987	7	-		No	• G	G	0,75	173		
MINI Hatchback (F55) 2013-			-								703478	13	-		• No	• H	J	1,5	189		
											703477	7	-		• No	• G	G	1,5	165		
MINI Hatchback (F56) 2013-			-								703478	13	-		• No	• H	J	1,5	189		
											703477	7	-		• No	• G	G	1,5	165		
MINI Hatchback (R56) 2005-2014	545300		-	not for S-Type not for JCW not for Cooper for vehicles which are allowed to tow		800	75	1,25	367		728987	7	11.2006 -		No	• G	G	0,75	173		
MINI PACEMAN Coupe (R61) 2012-2016	572100		-	fits only Cooper S(D) not for All4 for vehicles which are allowed to tow	○	1200	75	1,75	353		728987	7	03.2013 -		No	• G	G	0,75	173		
MITSUBISHI																					
ASX Closed Off-Road Vehicle (GA_W_) 2010-	531300		-	also fits 4WD	○	1400	70	1,75	363		729498	13	06.2010 -		No	S	H	J	1,25	178	
	629500		-	also fits 4WD	○	1400	70	1,75	190		729497	7	06.2010 -		No	S	G	G	0,75	143	
ASX Van Van (GA_W_) 2010-	531300		-	also fits 4WD	○	1400	70	1,75	363		729498	13	06.2010 -		No	S	H	J	1,25	178	
	629500		-	also fits 4WD	○	1400	70	1,75	190		729497	7	06.2010 -		No	S	G	G	0,75	143	
COLT Hatchback VI (Z3_A, Z2_A) 2002-2012	408400		- 12.2008	fits only 3 door	○	750	50	1,75	502				-								
	408500		- 12.2008	fits only 5 door	○	1000	50	1,25	389												

Vehicle data	Towbar data										Wiring kit data													
ECLIPSE CROSS Closed Off-Road Vehicle (GK_) 2017-	644600		-	also fits 4WD	○		2000	100	1,5	395														
	644500		-	also fits 4WD	○		2000	100	1,5	200														
L 200 / TRITON Pickup (KA_T, KB_T) 2004-2015	488300		- 07.2009	fits only 4WD			2700	115	1,25	284	729417	7	03.2006 - 03.2015			No	●	G	G	0,5	165			
L 200 / TRITON Pickup (KJ_, KK_, KL_) 2014-	604400		07.2015 -				3100	125	1,5	341	729548	13	-			No	●	G	G	0,5	244			
											729547	7	-			No	●	G	G	0,5	216			
L 200 Pickup (K7_T, K6_T) 1996-2007	299400		-	fits only 4WD			2700	110	1,25	256	729137	7	01.1996 - 02.2006			No	●	G	G	0,5	130			
L 200 Platform/Chassis (MK, K6_T, K7_T) 1996-2006	299400		-	fits only 4WD			2700	110	1,25	256	729137	7	01.1996 - 02.2006			No	●	G	G	0,5	130			
L 200 Platform/Chassis (MQ) 2015-	604400		-				3100	125	1,5	341	729548	13	-			No	●	G	G	0,5	244			
											729547	7	-			No	●	G	G	0,5	216			
LANCER VIII Sportback (CX_A) 2007-	479500		-	not for 4WD not for models with exhaust muffler on the right side of the car			1400	70	1,25	238			-											
OUTLANDER Closed Off-Road Vehicle I (CU_W) 2001-2008	409000		-	also fits 4WD	○		1500	75	1,25	240			-											
OUTLANDER Closed Off-Road Vehicle II (CW_W) 2006-2012	530000		-	also fits 4WD also fits 5-seat also fits 7-seat for models with foldaway bumper	●		2000	100	1,25	420	729438	13	02.2007 - 08.2012			No	●	C	I	0,75	195			
											729437	7	02.2007 - 08.2012			No	●	G	G	0,75	159			
OUTLANDER Closed Off-Road Vehicle III (GG_W, GF_W, ZJ) 2012-	567900		- 08.2015	also fits 4WD also fits PHEV (hybrid) Option: Bumper cover plate (MZ314667) can be ordered at the dealer.	●		2000	100	1,25	405	729538	13	-	also fits PHEV (hybrid)		No	S	C	F	0,5	233			
	606300		09.2015 -	also fits 4WD also fits PHEV (hybrid)	●		2000	100	1,5	474	729507	7	-	also fits PHEV (hybrid)		No	S	G	G	0,5	170			
	567800		-	also fits 4WD also fits PHEV (hybrid)	●		2000	100	1,25	246														

Vehicle data	Towbar data										Wiring kit data											

MITSUBISHI

OUTLANDER II Van Van (CW_W) 2006- 2012	530000		-	also fits 4WD also fits 5-seat also fits 7-seat for models with foldaway bumper	•	2000	100	1,25	420	729438	13	02.2007 - 08.2012		No	•	C	I	0,75	195			
										729437	7	02.2007 - 08.2012		No	•	G	G	0,75	159			
OUTLANDER III Van Van (GF_W, GG_W) 2013-	567900		- 08.2015	also fits 4WD also fits PHEV (hybrid) Option: Bumper cover plate (MZ314667) can be ordered at the dealer.	•	2000	100	1,25	405	729538	13	-	also fits PHEV (hybrid)	No	S	C	F	0,5	233			
	606300		09.2015 -	also fits 4WD also fits PHEV (hybrid)	•	2000	100	1,5	474	729507	7	-	also fits PHEV (hybrid)	No	S	G	G	0,5	170			
	567800		-	also fits 4WD also fits PHEV (hybrid)	•	2000	100	1,25	246													
PAJERO/SHOGUN Closed Off-Road Vehicle IV (V8_W, V9_W) 2006-	470400		-	fits only V80 with SWB fits only V90 with LWB not for 3.2 DiD Instyle from 2010	○	3500	140	1,75	521	729428	13	01.2007 -		No	•	C	I	1,25	192			
	470500		-	fits only V80 with SWB fits only V90 with LWB not for 3.2 DiD Instyle from 2010	○	3500	140	1,75	384	729427	7	01.2007 -		No	•	G	G	0,75	170			
	470300		-	fits only V80 with SWB fits only V90 with LWB not for 3.2 DiD Instyle from 2010	○	3500	140	1,75	330													
PAJERO/SHOGUN IV Van (V9_, V8_, V8_V) 2006-	470400		-	fits only V80 with SWB fits only V90 with LWB not for 3.2 DiD Instyle from 2010	○	3500	140	1,75	521	729427	7	02.2007 -		No	•	G	G	0,75	170			
	470500		-	fits only V80 with SWB fits only V90 with LWB not for 3.2 DiD Instyle from 2010	○	3500	140	1,75	384	729428	13	01.2007 -		No	•	C	I	1,25	192			
	470300		-	fits only V80 with SWB fits only V90 with LWB not for 3.2 DiD Instyle from 2010	○	3500	140	1,75	330													
SPACE STAR MPV (DG_A) 1998-2004	283200		-		○	1400	75	1,25	187			-										

NISSAN

ALMERA Mk II (N16) 2000-	266700		-		•	1500	75	1,25	234			-										
-----------------------------	--------	--	---	--	---	------	----	------	-----	--	--	---	--	--	--	--	--	--	--	--	--	--

Vehicle data	Towbar data										Wiring kit data											
NISSAN																						
ALMERA TINO MPV (V10) 1998-2006	277000		-		•	1500	75	1,25	222				-									
INTERSTAR Bus (X70) 2002-	281800		- 04.2010			2300	100	1,25	243				-									
INTERSTAR Platform/Chassis 2003-	542800		06.2010 -	fits only single air fits only front-wheel drive not for L2		3000	100	1,75	240	742768	13	06.2010 -	for vehicles with prepared connector for wiring kit	No	S	H	J	0,25	108			
	547400		06.2010 -	fits only double air fits only rear wheel drive		3500	120	1,75	233	742767	7	06.2010 -	for vehicles with prepared connector for wiring kit	No	•	G	G	0,25	81			
INTERSTAR Van (X70) 2002-	281800		- 04.2010			2300	100	1,25	243				-									
JUKE Hatchback (F15) 2010-	537700		-	not for 4WD not for Nismo	○	1250	75	1,75	397	732658	13	10.2010 - 06.2014		No	•	H	J	1,25	181			
										732657	7	10.2010 - 06.2014		No	•	G	G	0,5	154			
										732747	7	07.2014 -		No	•	G	G	0,5	165			
KUBISTAR MPV (X76) 2003-2009	408600		-	not for 4WD		1350	75	1,25	233				-									
KUBISTAR Van (X76) 2003-	408600		-	not for 4WD		1350	75	1,25	233				-									
MICRA C+C Convertible III (K12) 2005-	422300		-			950	50	1,25	245				-									
MICRA Hatchback III (K12) 2002-2010	422300		-			950	50	1,25	245				-									
MICRA Hatchback V (K14) 2016-	650600		03.2017 -		○	1170	75	1,5	388	732788	13	03.2017 -		•	•	A	E	0,75	133			
MURANO Closed Off-Road Vehicle II (Z51) 2007-2014	467000		-		○	2000	100	1,75	426				-									

Vehicle data	Towbar data								Wiring kit data																
NISSAN																									
NAVARA Platform/Chassis (D23) 2015-	616800 *		03.2016 -	not for Double Cab for vehicles with integrated footboard			3500	140	1	304	732753	7	03.2016 -							•	S	G	G	0,5	123
	634700 *		-	fits only King Cab fits only Double Cab			3500	140	1	352	732764	13	-							•	S	B	E	0,5	143
	658300		-	for vehicles with integrated footboard fits only King Cab fits only Double Cab			3500	140	2	354	732763	7	-							•	S	G	G	0,5	124
NOTE MPV (E11, NE11) 2005-2012	445300		-		○		950	50	1,25	341	732577	7	03.2006 -							No	•	G	G	0,5	113
	445200		-		○		950	50	1,25	205															
NOTE MPV (E12) 2012-	587600		-	not for 4WD not for Sport Pack not for Black Edition not for CVT also fits DIG-S	•		450	50	1,25	383	732718	13	10.2013 -							No	S	H	J	1,5	173
	587500		-	for vehicles which are allowed to tow not for 4WD not for Sport Pack not for Black Edition not for CVT also fits DIG-S	•		450	50	1,25	224	732717	7	10.2013 -							No	S	G	G	1,5	151
NP300 NAVARA Pickup (D23) 2014-	616800 *		03.2016 -	not for Double Cab for vehicles with integrated footboard			3500	140	1	304	732753	7	03.2016 -							•	S	G	G	0,5	123
	634700 *		-	fits only King Cab fits only Double Cab			3500	140	1	352	732764	13	-							•	S	B	E	0,5	143
	658300		-	for vehicles with integrated footboard fits only King Cab fits only Double Cab			3500	140	2	354	732763	7	-							•	S	G	G	0,5	124
NP300 NAVARA Pickup (D40) 2004-	581900		-	also fits 4WD for vehicles with integrated footboard			3500	140	1,25	275	732568	13	07.2005 - 03.2010							No	•	H	J	1	141
	552400		-	also fits 4WD for vehicles with integrated footboard			3000	120	1,25	236	732567	7	07.2005 - 03.2010							No	•	G	G	0,25	94
											732648	13	04.2010 - 12.2015							No	•	H	J	1	132
											732647	7	04.2010 - 12.2015							No	•	G	G	1	84

Vehicle data	Towbar data										Wiring kit data												
NISSAN																							
NP300 NAVARA Platform/Chassis (D40) 2008-	581900		-	also fits 4WD			3500	140	1,25	275		732568	13	- 03.2010		No	•	H	J	1	141		
	552400		-	for vehicles with integrated footboard			3000	120	1,25	236		732567	7	- 03.2010		No	•	G	G	0,25	94		
				also fits 4WD								732648	13	04.2010 - 12.2015		No	•	H	J	1	132		
				for vehicles with integrated footboard								732647	7	04.2010 - 12.2015		No	•	G	G	1	84		
NV200 / EVALIA Bus 2010-	507600		-	not for e-NV200	○		1100	75	1,75	425		732627	7	-		No	•	G	G	0,5	105		
	531100		-	not for e-NV200	○		1100	75	1,75	254													
	507500		-	not for e-NV200	○		1100	75	1,75	271													
NV200 Van 2010-	507600		-	not for e-NV200	○		1100	75	1,75	425		732627	7	-		No	•	G	G	0,5	105		
	531100		-	not for e-NV200	○		1100	75	1,75	254													
	507500		-	not for e-NV200	○		1100	75	1,75	271													
NV300 Kombi (X82) 2016-	573000		-				2000	80	1	443		742938	13	-		No	S	H	J	0,75	233		
	622000		-				2000	80	1	294		742937	7	-		No	S	G	G	0,75	206		
NV300 Van (X82) 2016-	573000		-				2000	80	1	443		742938	13	-		No	S	H	J	0,75	233		
	622000		-				2000	80	1	294		742937	7	-		No	S	G	G	0,75	206		
NV400 Bus (X62, X62B) 2011-	532400		-	fits only single air	•		3000	100	1,75	286		742768	13	-	for vehicles with prepared connector	No	S	H	J	0,25	108		
				fits only front-wheel drive								742767	7	-	for vehicles with prepared connector	No	S	G	G	0,25	81		
NV400 Platform/Chassis (X62, X62B) 2011-	547400		-	fits only double air			3500	120	1,75	233		742768	13	-	for vehicles with prepared connector	No	S	H	J	0,25	108		
	542800		-	fits only rear wheel drive			3000	100	1,75	240		742767	7	-	for vehicles with prepared connector	No	•	G	G	0,25	81		
NV400 Van (X62, X62B) 2011-	532400		-	fits only single air	•		3000	100	1,75	286		742768	13	-	for vehicles with prepared connector	No	S	H	J	0,25	108		
				fits only front-wheel drive								742767	7	-	for vehicles with prepared connector	No	S	G	G	0,25	81		
				for vehicles with and without footboard																			

Vehicle data	Towbar data										Wiring kit data										
NISSAN																					
PATHFINDER Closed Off-Road Vehicle III (R51) 2005-	557900 *		- 10.2012		○	3000	120	1,25	204		732538	13	03.2005 -		No	●	H	J	1,25	132	
	557800		- 10.2012		○	3000	120	1,25	163		732537	7	03.2005 -		No	●	G	G	0,5	111	
PIXO Hatchback (UA0) 2009-	516400		-		●	600	50	1,75	167				-								
PRIMASTAR Van (X83) 2001-	560100		-			2000	80	1,25	265		742508	13	09.2006 - 09.2014		No	●	H	J	0,25	116	
											742507	7	09.2006 - 09.2014		No	●	G	G	0,25	78	
PRIMASTAR Van (X83) 2002-	560100		-			2000	80	1,25	265		742508	13	09.2006 - 09.2014		No	●	H	J	0,25	116	
	9078347		-	fits only roof height H1 fits only wheelbase L1 fits only twin doors				1,5	500		742507	7	09.2006 - 09.2014		No	●	G	G	0,25	78	
PULSAR Hatchback (C13) 2012-	597200		-		●	1200	75	1,25	374				-								
	597100		-			1200	75	1,25	226												
QASHQAI / QASHQAI +2 Closed Off-Road Vehicle I (J10, JJ10) 2006-2013	551900		-	fits only 7-seat fits only 5-seat not for models with rear bumper styling plate	●	1400	75	1,25	390		732588	13	02.2007 -		No	●	H	J	1	108	
	497600		-	fits only 7-seat fits only 5-seat not for models with rear bumper styling plate	●	1400	75	1,25	214		732587	7	02.2007 -		No	●	G	G	0,5	89	
QASHQAI Closed Off-Road Vehicle II (J11, J11_) 2013-	597500		-	not for AdBlue also fits 4WD	○	1800	100	1,75	370		732718	13	02.2014 -		No	S	H	J	1,5	173	
	597300		-	not for AdBlue also fits 4WD Towball can cause malfunctioning of the PDC system. PDC can be deactivated by the dealer Warning! Ball is detected by rear sensors	○	1800	100	1,75	212		732717	7	02.2014 -		No	S	G	G	1,5	151	
TIIDA Hatchback (C12) 2010-	597200		-		●	1200	75	1,25	374				-								
	597100		-			1200	75	1,25	226												

Vehicle data	Towbar data										Wiring kit data											
NISSAN																						
X-TRAIL Closed Off-Road Vehicle (T30) 2001-2013	359200		-		•		2300	100	1,75	300			-									
X-TRAIL Closed Off-Road Vehicle (T31) 2007-2014	493800		-				2200	100	1,75	432	732608	13	08.2007 -				No	•	H	J	1,25 189	
	493700		-				2200	100	1,75	294												
X-TRAIL Closed Off-Road Vehicle (T32_) 2013-	592800		- 09.2017		○		2000	100	1,75	493	732718	13	07.2014 -				No	S	H	J	1,5 173	
	643900		10.2017 -	also fits vehicles with "smart opener system"	○		2300	80	1	481	732717	7	07.2014 -				No	S	G	G	1,5 151	
PEUGEOT																						
2008 Estate (CU_) 2013-	578100		-	also fits Crossway			1300	60	1,25	355	738548	13	07.2013 -				•	○	○	H	J	1 184
	578000		-	also fits Crossway Warning! Ball is detected by rear sensors			1300	60	1,25	196	738547	7	07.2013 -				•	○	○	G	G	0,75 159
206 Hatchback (2A/C) 1998-	407000		- 12.2008	not for GT till 03-2003 for models with sport bumper from 04-2003 for all models	○		1100	50	1,25	313			-									
	406900		- 12.2008	not for GT till 03-2003 for models with sport bumper from 04-2003 for all models	○		1100	50	1,25	171												
206 SW (2E/K) 2002-	380400		- 01.2007				1100	50	1,25	182			-									
	380500		- 01.2007				1100	50	1,25	320												
206+ Hatchback (2L_, 2M_) 2009-	406900		-		○		1100	50	1,25	171			-									
207 CC Convertible (WD_) 2007-	431000		-		•		1203	46	1,75	334	738398	13	-				•	○	○	H	J	1,25 192
	431100		-				1203	46	1,75	226	738397	7	-				•	○	○	G	G	0,75 157
	430900		-				1203	46	1,75	188												

Vehicle data	Towbar data										Wiring kit data														
PEUGEOT																									
207 Hatchback (WA_, WC_) 2006-	431000		-	also for 207+	•	1203	46	1,75	334	738398	13	05.2006 -			•	○	○	H	J	1,25	192				
	431100		-	also for 207+		1203	46	1,75	226	738397	7	05.2006 -			•	○	○	G	G	0,75	157				
	430900		-	also for 207+		1203	46	1,75	188																
207 SW Estate (WK_) 2007-	445500		-	not for Outdoor not for RC fits also for LPG system		1280	46	1,75	359	738398	13	07.2007 -			•	○	○	H	J	1,25	192				
	445400		-	not for Outdoor not for RC fits also for LPG system		1280	38	1,75	195	738397	7	07.2007 -			•	○	○	G	G	0,75	157				
207 Van (WA_, WC_) 2006-	431000		-		•	1203	46	1,75	334	738398	13	07.2007 -			•	○	○	H	J	1,25	192				
	430900		-			1203	46	1,75	188	738397	7	07.2007 -			•	○	○	G	G	0,75	157				
208 Hatchback (CA_, CC_) 2012-	628500		-		○	1150	53	1,25	413	738548	13	-			•	○	○	H	J	1	184				
	556100		-	also fits Gti		1300	53	1,25	345	738547	7	-			•	○	○	G	G	0,75	159				
	556000		-	also fits Gti		1300	53	1,25	187																
3008 MPV (OU_) 2009-2016	519000		-	not for Hybrid also fits Crossway		1650	70	1,75	376	738398	13	01.2010 -			•	○	○	H	J	1	192				
	518900		-	not for Hybrid also fits Crossway		1650	70	1,75	211	738397	7	01.2010 -			•	○	○	G	G	0,75	157				
3008 SUV (M_) 2016 -	641500		-	also fits GT also fits GT-Line also fits vehicles with "smart opener system"	○	2000	80	1,25	430	738564	13	-	for vehicles without prepared connector for wiring kit		•	○	D	C	D	1	159				
	641400		-	also fits GT also fits GT-Line also fits vehicles with "smart opener system" pdc settings must be changed at the dealer	○	2000	80	1,25	229	738563	7	-	for vehicles without prepared connector for wiring kit		•	○	D	G	G	1	138				
307 Estate (3E) 2002-2009	361000		-		•	1700	60	1,25	340			-													
	360900		-	Warning! Ball is detected by rear sensors	○	1700	60	1,25	197																
	361100		-		○	1700	60	1,25	246																

Vehicle data	Towbar data										Wiring kit data											
307 Hatchback (3A/C) 2000-	417900		- 08.2007		○	1800	75	1,75	378				-									
	417800		- 08.2007		○	1800	73	1,25	197													
307 SW (3H) 2002-2009	361000		-		●	1700	60	1,25	340				-									
	360900		-	Warning! Ball is detected by rear sensors	○	1700	60	1,25	197													
	361100		-		○	1700	60	1,25	246													
308 Hatchback (4A_, 4C_) 2007-	417900		- 08.2013	not for GTi	●	1800	75	1,25	378	738398	13	11.2008 - 12.2013		●	○	○	H	J	1,25	192		
	417800		- 02.2011	not for Féline not for XT not for GTi		1800	73	1,25	197	738397	7	11.2008 - 12.2013		●	○	○	G	G	0,75	157		
	515800		- 02.2011	fits only Féline fits only XT not for GTi excl. models with license plate in the lower black plastic part of the bumper	○	1800	73	1,75	192													
308 Hatchback II 2013-	583500		-	not for GT not for GT-Line not for GTi	●	1600	75	1,75	414	705688	13	01.2014 -		●	○	○	C	I	1,25	178		
	583400		-	not for GT not for GT-Line not for GTi	●	1600	75	1,75	214	705687	7	01.2014 -		●	○	○	G	G	1	151		
308 SW Estate (4E_, 4H_) 2007-	497100		- 03.2014			1700	74	1,25	346	738398	13	09.2007 - 03.2014		●	○	○	H	J	1,25	192		
	497000		- 03.2014	Warning! Ball is detected by rear sensors		1700	74	1,25	188	738397	7	09.2007 - 03.2014		●	○	○	G	G	0,75	157		
308 SW Estate II 2014-	573700		-	not for GT not for GT-Line	○	1500	71	1,75	368	705688	13	05.2014 -		●	○	○	C	I	1,25	178		
	573600		-	also fits GT also fits GT-Line	○	1500	71	1,75	229	705687	7	05.2014 -		●	○	○	G	G	1	151		
4007 Closed Off-Road Vehicle (GP_) 2007-	530000		- 04.2012		●	2000	100	1,25	420	729438	13	09.2007 -			No	●	C	I	0,75	195		
										729437	7	09.2007 -			No	●	G	G	0,75	159		
4008 Closed Off-Road Vehicle 2012-	531300		-		○	1400	70	1,75	363	729498	13	-			No	S	H	J	1,25	178		
	629500		-	also fits 4WD	○	1400	70	1,75	190	729497	7	-			No	S	G	G	0,75	143		

Vehicle data	Towbar data										Wiring kit data														
PEUGEOT																									
406 Estate (8E/F) 1996-2004	335200		-					1700	80	1,25	233			-											
406 Saloon (8B) 1995-2005	278600		-					1700	80	1,25	219			-											
407 Saloon (6D_) 2004-	401500		- 07.2008					1900	75	1,25	263			-											
407 SW (6E_) 2004-	496100		- 10.2010					1600	75	2,25	395			-											
	495900		- 10.2010					1600	75	2,25	244			-											
5008 MPV (0U_, 0E_) 2009-	525500		- 03.2017	also fits BlueHDi	●			1700	100	1,75	403	738398	13	11.2010 -					●	○	○	H	J	1	192
	525400		- 03.2017	also fits BlueHDi	○			1700	100	1,75	251	738397	7	11.2010 -					●	○	○	G	G	0,75	157
5008 MPV II 2016-	634300		-	not for GTi also fits GT-Line also fits vehicles with "smart opener system"	○			1800	80	1,25	404	738564	13	-					●	○	D	C	D	1	159
	634200		-	not for GTi also fits GT-Line also fits vehicles with "smart opener system"	○			1800	80	1,25	236	738563	7	-					●	○	D	G	G	1	138
508 Saloon I (8D_) 2010-	541400		- 09.2018	not for RXH not for GT-Line also fits GT	○			1900	75	1,75	421	738488	13	06.2011 -					●	○	○	C	E	1	176
												738487	7	06.2011 -					●	○	○	G	G	0,5	151
508 SW Estate I (8E_) 2010-	543200 *		- 10.2014	not for GT not for RXH	○			1900	75	1,75	301	738488	13	06.2011 -					●	○	○	C	E	1	176
	543100		- 12.2018	not for GT not for Hybrid not for RXH not for GT-Line	○			1900	75	1,75	426	738487	7	06.2011 -					●	○	○	G	G	0,5	151
	543000		- 12.2018	not for GT not for Hybrid not for RXH not for GT-Line	○			1900	75	1,75	253														
607 Saloon (9D, 9U) 2000-	312200		- 12.2010		○			1800	72	2,75	327			-											
806 MPV (221) 1994 -2002	316600		-		○			1900	80	1,25	271			-											

Vehicle data	Towbar data										Wiring kit data														
PEUGEOT																									
807 MPV (E) 2002-	365800		- 12.2011							1800	76	1,75	246												
	365700		- 12.2011		•					1900	76	1,75	377												
	365600		- 12.2011		○					1900	76	1,75	213												
BIPPER Tepee Estate 2008-	498100		-		•					1300	75	2,25	330	709378	13	09.2008	-			No	•	B	E	0,75	249
	498000		-							1300	75	2,25	170	709377	7	09.2008	-			No	•	G	G	0,75	203
BIPPER Van (AA_) 2008-	498100		-		•					1300	75	2,25	330	709378	13	-				No	•	B	E	1,25	249
	498000		-							1300	75	2,25	170	709377	7	-				No	•	G	G	0,75	203
	9078340		-										1	385											
BOXER Bus (230P) 1994-2002	400300		-							2200	120	1,25	383												
BOXER Bus (244, Z_) 2001-	400300		- 06.2006							2200	120	1,25	383												
BOXER Bus 2005-	481900		-		○					3500	140	2,25	248	709337	7	06.2006	- 01.2011			No	•	G	G	1	195
														709408	13	02.2011	-			No	•	H	J	1	233
														709404	13	02.2011	-			•	•	B	E	1,75	177
														709407	7	02.2011	-			No	•	G	G	1	206
BOXER Platform/Chassis (244) 2001-	400300		- 06.2006							2200	120	1,25	383												
BOXER Platform/Chassis (ZCT_) 1994-2002	400300		-							2200	120	1,25	383												
BOXER Platform/Chassis 2006-	481900		-		○					3500	140	2,25	248	709498	13	06.2006	-	for motorhome		No	•	C	F	1,25	287
														709347	7	06.2006	-			No	•	G	G	0,75	225
														709497	7	06.2006	-	for motorhome		No	•	G	G	0,75	238

Vehicle data	Towbar data										Wiring kit data											
PEUGEOT																						
BOXER Van (230L) 1994-2003	400300		-	not for 4WD			2200	120	1,25	383			-									
BOXER Van (244) 2001-	400300		- 06.2006	not for 4WD			2200	120	1,25	383			-									
BOXER Van 2006-	481900		-	not for 4WD			3500	140	2,25	248	709337	7	06.2006 - 01.2011			No	•	G	G	1	195	
											709408	13	02.2011 -			No	•	H	J	1	233	
											709404	13	02.2011 -			•	•	B	E	1,75	177	
											709407	7	02.2011 -			No	•	G	G	1	206	
EXPERT MPV (224_) 1995-2006	316600		-	not for 4WD			1900	80	1,25	271			-									
EXPERT Tepee MPV (VF3X_) 2007-	504000		- 05.2016	for vehicles with level regulation			2000	122	1,75	356	705678	13	- 05.2016			•	o	o	C	I	1	206
	481000		- 05.2016	for vehicles without level regulation			2000	122	1,25	334	705677	7	- 05.2016			•	o	o	G	G	0,5	162
	504100		- 05.2016	also fits L2			2000	122	1,75	221												
	480900		- 05.2016	also fits L2 for vehicles without level regulation			2000	122	1,25	190												
	503900		- 05.2016	also fits L2 for vehicles with level regulation			2000	122	1,75	198												
EXPERT Van (222) 1995-2006	316600		-	not for 4WD			1900	80	1,25	271			-									
EXPERT Van (VF3A_, VF3U_, VF3X_) 2007	504000		- 05.2016	for vehicles with level regulation			2000	122	1,75	356	705678	13	- 05.2016			•	o	o	C	I	1	206
-	481000		- 05.2016	for vehicles without level regulation			2000	122	1,25	334	705677	7	- 05.2016			•	o	o	G	G	0,5	162
	504100		- 05.2016	also fits L2			2000	122	1,75	221												
	503900		- 05.2016	also fits L2 for vehicles with level regulation			2000	122	1,75	198												
	480900		- 05.2016	also fits L2 for vehicles without level regulation			2000	122	1,25	190												
	9078343		-	fits only roof height H1 fits only wheelbase L1 fits only twin doors						1	405											

Vehicle data	Towbar data								Wiring kit data													
PEUGEOT																						
EXPERT Van 2016-	617500		-	also fits L1, L2, L3 fits also vehicles with hands-free side doors opener system			2595	104	1,5	444	738553	7	-	for vehicles with prepared connector for wiring kit	•	D	D	G	G	1	122	
	625900		-	also fits L1, L2, L3 fits also vehicles with hands-free side doors opener system pdc disconnection only possible in combination with wiring kits 738553-738554			2595	104	1	295	738554	13	-	for vehicles with prepared connector for wiring kit	•	D	D	B	E	1	138	
	617400		-	also fits L1, L2, L3 fits also vehicles with hands-free side doors opener system pdc disconnection only possible in combination with wiring kits 738553-738554			2595	104	1	250												
	9078584		-	fits only roof height H1 fits only wheelbase L1 fits only twin doors						1	440											
	9078585		-	fits only roof height H1 fits only wheelbase L2 fits only twin doors						1	430											
PARTNER ORIGIN (5F) 1996-2015	455600		- 05.2008		○		1100	70	1,25	312			-									
	467400		- 05.2008		○		1100	70	1,25	214												
	268600		- 05.2008		○		1100	70	1,25	180												
PARTNER ORIGIN Van (5) 1996-2015	455600		- 05.2008		○		1100	70	1,25	312			-									
	467400		- 05.2008		○		1100	70	1,25	214												
	268600		- 05.2008		○		1100	70	1,25	180												
PARTNER Tepee MPV 2008-	505600		06.2008 -	also fits Outdoor	○		1300	70	1,25	217	705678	13	-		•	○	○	C	I	1	206	
	505500		- 10.2018	also fits BlueHDi also fits Outdoor			1300	70	1,25	343	705677	7	-		•	○	○	G	G	0,5	162	
	505400		- 10.2018	also fits BlueHDi also fits Outdoor	○		1300	70	1,25	181												

Vehicle data		Towbar data								Wiring kit data												
PEUGEOT																						
PARTNER Van 2008-	505500		- 10.2018	only for short version also fits BlueHDi	○		1300	70	1,25	343	705678	13	07.2008 -		●	○	○	C	I	1	206	
	515600		- 10.2018	only for long version			1600	70	1,25	234	705677	7	07.2008 -		●	○	○	G	G	0,5	162	
	505600		- 10.2018	only for short version	○		1300	70	1,25	217												
	505400		- 10.2018	only for short version also fits BlueHDi	○		1300	70	1,25	181												
	9078341		-	fits only roof height H1 fits only wheelbase L1 fits only twin doors						1	390											
TRAVELLER Bus 2016-	617500		-	also fits L1, L2, L3 fits also vehicles with hands-free side doors opener system			2595	104	1,5	444	738553	7	-	for vehicles with prepared connector for wiring kit	●	D	D	G	G	1	122	
	625900		-	also fits L1, L2, L3 fits also vehicles with hands-free side doors opener system pdc disconnection only possible in combination with wiring kits 738553- 738554			2595	104	1	295	738554	13	-	for vehicles with prepared connector for wiring kit	●	D	D	B	E	1	138	
	617400		-	also fits L1, L2, L3 fits also vehicles with hands-free side doors opener system pdc disconnection only possible in combination with wiring kits 738553- 738554			2595	104	1	250												
PORSCHE																						
CAYENNE Closed Off-Road Vehicle (92A) 2010-	359000		-	for vehicles without spare wheel on the rear door	●		3500	140	1,25	263	756798	13	-		●	○	○	C	I	1,25	170	
CAYENNE Closed Off-Road Vehicle (9PA) 2002-2010	359000		-	for vehicles without spare wheel on the rear door	●		3500	140	1,25	263	756618	13	-		●	No	○	C	I	1	178	

Vehicle data	Towbar data										Wiring kit data										
PORSCHE																					
MACAN Closed Off-Road Vehicle (95B) 2014-	592400		-	Attention! Spoiler needs to be replaced. Spoiler can be ordered at the dealer			2400	100	2,25	849	740704	13	-		•	○	○	C	E	2	131
	592300		-	Attention! Spoiler needs to be replaced. Spoiler can be ordered at the dealer			2400	100	1,75	475											
RENAULT																					
ALASKAN Pickup 2016-	634700 *		-	also fits 4WD for vehicles with integrated footboard			3500	140	1	352	732764	13	-		•	S	B	E	0,5	143	
	658300		-	also fits 4WD for vehicles with integrated footboard			3500	140	2	354	732763	7	-		•	S	G	G	0,5	124	
CAPTUR Hatchback (J5_, H5_) 2013-	590000		-				1200	75	1,75	318	742867	7	-		No	•	G	G	0,5	178	
	589900		-				1200	75	1,75	177											
CLIO Grandtour (KR0/1_) 2008-	500500		-				1200	75	1,25	186			-								
CLIO Hatchback III (BR0/1, CR0/1) 2005 -	445100		- 10.2012	not for RS/GT not for models with gas installation	○		1200	75	1,25	336			-								
	445000		- 10.2012	not for RS/GT not for models with gas installation			1200	75	1,25	180											
CLIO Hatchback IV (BH_) 2012-	568500		-	not for RS/GT not for GT-Line not for "Initiale Paris" version not for Intens	•		1200	75	1,25	353	743024	13	10.2016 -	for vehicles with LED-taillights	•	S	M	G	1,5	145	
				for vehicles without gas installation							743023	7	10.2016 -	for vehicles with LED-taillights	•	S	G	G	1,5	133	
	568400		-	not for RS/GT not for GT-Line not for "Initiale Paris" version not for Intens	•		1200	75	1,25	187	742867	7	11.2012 -		No	•	G	G	0,5	178	
CLIO Hatchback Mk II (BB_, CB_) 1998-	255500		-	not for Sport-V6 not for Campus also fits Clío Campus 06-			1200	75	1,25	181			-								

Vehicle data	Towbar data										Wiring kit data											
RENAULT																						
CLIO IV Grandtour (KH_) 2013-	574600		-	not for GT not for GT-Line not for Intens	○		1200	75	1,25	372	743034	13	10.2016 -							●	S M	1,5 144
	574500		-	not for GT not for GT-Line not for Intens			1200	75	1,25	210	743033	7	10.2016 -							●	S G G	1,5 135
CLIO Van II (SB0/1/2_) 1998-	255500		-	not for Sport-V6 not for Campus			1200	75	1,25	181			-									
ESPACE MPV Mk III (JE0_) 1996-2002	299200		-	also fits Grand Espace	●		2100	85	1,25	212			-									
ESPACE MPV Mk IV (JK0/1_) 2002-	327500		- 03.2015	fits only SWB	○		2000	80	1,75	385			-									
	327400		- 03.2015	fits only SWB	○		2000	80	1,75	246												
	341300		-	fits only Grand Espace			2000	80	1,25	402												
	341200		-	fits only Grand Espace			2000	80	1,25	256												
ESPACE MPV V (JR_) 2015-	607600		-	not for vehicles with "smart opener system"			2000	80	1,5	247			-									
GRAND SCÉNIC MPV II (JM0/1_) 2004-	512500		-				1350	75	1,75	220			-									
GRAND SCÉNIC MPV III (JZ0/1_) 2009-	518700		- 10.2016	not for models with gas installation also fits 5-seat also fits 7-seat			1500	75	1,75	353	742818	13	05.2009 -		No	●	H J	0,75	219			
	518600		- 10.2016	not for models with gas installation also fits 5-seat also fits 7-seat			1500	75	1,75	197	742817	7	05.2009 -		No	●	G G	0,75	178			
GRAND SCÉNIC MPV IV (R9_) 2016-	621000		-		○		1850	75	1,25	429	743013	7	- 04.2018		○	●	G G	1,25	137			
	620900		-		○		1850	75	1,25	237	743014	13	- 04.2018		○	●	C E	1,25	152			
											743124	13	05.2018 -		○	●	C N	1,25	158			
											743123	7	05.2018 -		○	●	G G	1,25	143			

Vehicle data	Towbar data										Wiring kit data										
RENAULT KADJAR Closed Off-Road Vehicle (HA_, HL_) 2015-	605700		-	also fits 4x4	○		1800	85	1,5	411	742978	13	- 10.2018		●	●	S	C	I	1	208
	605600		-	also fits 4x4			1800	85	1,5	243	742977	7	- 10.2018		●	●	S	G	G	1	187
											743144	13	11.2018 -			○	●	C	N	1,25	151
											743143	7	11.2018 -			○	●	G	G	1,25	132
KANGOO / GRAND KANGOO MPV (KW0/1_) 2008-	445800		- 04.2013				1350	75	1,25	327	727597	7	05.2013 -		No	S	G	G	0,5	124	
	445900		- 04.2013				1350	75	1,25	225											
	445700		- 04.2013				1350	75	1,25	188											
	566100		05.2013 -	Excl. 1L2 gasoline with automatic gearbox			1350	75	1,75	384											
	566200		05.2013 -	Excl. 1L2 gasoline with automatic gearbox	○		1350	75	2,25	270											
	566900		05.2013 -	Excl. 1L2 gasoline with automatic gearbox			1350	75	1,75	194											
KANGOO BE BOP MPV (KW0/1_) 2009 -	445800		- 04.2013				1350	75	1,25	327			-								
	445900		- 04.2013				1350	75	1,25	225											
	445700		- 04.2013				1350	75	1,25	188											
	566100		05.2013 -	Excl. 1L2 gasoline with automatic gearbox			1350	75	1,75	384											
	566200		05.2013 -	Excl. 1L2 gasoline with automatic gearbox	○		1350	75	2,25	270											
	566900		05.2013 -	Excl. 1L2 gasoline with automatic gearbox			1350	75	1,75	194											
KANGOO Express (FC0/1_) 1997-	408600		- 01.2008	not for 4WD not for models with gas installation not for Rallongé			1350	75	1,25	233			-								

Vehicle data	Towbar data										Wiring kit data															
RENAULT																										
KANGOO Express (FW0/1_) 2008-	445800		- 04.2013	also for (Express) Maxi also fits Compact						1350	75	1,25	327	727597	7	05.2013 -					No	S	G	G	0,5	124
	445900		- 04.2013	also for (Express) Maxi also fits Compact						1350	75	1,25	225													
	445700		- 04.2013	also for (Express) Maxi also fits Compact						1350	75	1,25	188													
	566100		05.2013 -	Excl. 1L2 gasoline with automatic gearbox also for (Express) Maxi also fits Compact						1350	75	1,75	384													
	566200		05.2013 -	Excl. 1L2 gasoline with automatic gearbox also for (Express) Maxi also fits Compact	○					1350	75	2,25	270													
	566900		05.2013 -	Excl. 1L2 gasoline with automatic gearbox also for (Express) Maxi also fits Compact						1350	75	1,75	194													
	9078346		-	fits only roof height H1 fits only wheelbase L1 fits only twin doors									1	360												
KANGOO MPV (KC0/1_) 1997-	408600		- 01.2008	not for Express Grand Volume not for 4WD not for models with gas installation						1350	75	1,25	233			-										
KOLEOS Closed Off-Road Vehicle I (HY_) 2008-	505200		- 02.2017	also fits 4WD	●					2000	100	1,75	377			-										
	505100		- 02.2017	also fits 4WD						2000	100	1,75	220													
KOLEOS Closed Off-Road Vehicle II 2016 -	643900		03.2017 -	also fits vehicles with "smart opener system"	○					2300	80	1	481			-										
LAGUNA Hatchback II (BG0/1_) 2001-2007	361200		-							1500	75	1,25	215			-										
LAGUNA Hatchback III (BT0/1) 2007-2015	494000 *		-	not for GT not for 4WD not for Coupé	○					1500	75	2,75	649			-										
	509100		-	not for GT not for 4WD not for Coupé	○					1500	75	1,25	160													

Vehicle data	Towbar data								Wiring kit data													
RENAULT																						
	LAGUNA II Sport Tourer (KG0/1_) 2001-2007	431600		-				1500	75	1,25	382				-							
	361500		-	Warning! Ball is detected by rear sensors				1500	75	1,25	193											
LAGUNA III Sport Tourer (KT0/1) 2007-2015	448700		-	not for GT	o			1500	75	1,25	332				-							
	509300		-	not for GT	o			1500	75	1,25	166											
MASTER Bus II (JD) 1998-	281800		- 03.2010					2300	100	1,25	243				-							
MASTER Bus III (JV) 2011-	532400		-	fits only single air fits only front-wheel drive for vehicles with and without footboard	•			3000	100	1,75	286	742768	13	-		No	H	J	1,5	108		
												742767	7	-		No	G	G	1,5	81		
MASTER II Van (FD) 1998-	281800		- 03.2010					2300	100	1,25	243				-							
MASTER Platform/Chassis III (EV, HV, UV) 2010-	547400		-	fits only double air fits only rear wheel drive				3500	120	1,75	233	742948	13	09.2014 -		No	S	G	G	0,5	168	
	542800		-	fits only single air fits only front-wheel drive not for L2				3000	100	1,75	240	742947	7	09.2014 -		No	S	G	G	0,5	141	
MASTER Van III (FV) 2010-	532400		-	fits only single air fits only front-wheel drive for vehicles with and without footboard	•			3000	100	1,75	286	742768	13	06.2010 -		No	S	H	J	0,25	108	
												742767	7	06.2010 -		No	S	G	G	0,25	81	
MEGANE Coupe III (DZ0/1_) 2008-	512600		-	fits only 3 door not for GT	o			1350	75	1,75	384				-							
	512500		-	fits only 3 door not for GT				1350	75	1,75	220											
MEGANE Hatchback I (BA0/1_) 1995-2004	323700		-					1300	65	1,25	218				-							
MEGANE Hatchback II (BM0/1_, CM0/1_) 2001-2012	512600		-	not for RS/GT also fits 5 door also fits 3 door	o			1350	75	1,75	384				-							
	512500		-	not for RS/GT also fits 5 door also fits 3 door				1350	75	1,75	220											

Vehicle data	Towbar data										Wiring kit data											
RENAULT																						
MEGANE Hatchback III (BZ0/1_) 2008-	512600		- 01.2016	fits only 5 door not for Generation not for RS/GT	○		1350	75	1,75	384	742668	13	11.2008 - 01.2016			No	●	C	E	1,25	204	
	512500		- 01.2016	fits only 5 door not for Generation not for RS/GT			1350	75	1,75	220	742667	7	11.2008 - 01.2016			No	●	G	G	0,75	182	
MEGANE Hatchback IV (B9A/M/N_) 2015-	613100		-	not for GT also fits GT-Line	○		1850	75	1,5	400	742978	13	02.2016 -			●	●	S	C	I	1	208
	613000		-	not for GT also fits GT-Line	○		1850	75	1,5	234	742977	7	02.2016 -			●	●	S	G	G	1	187
MEGANE II Coupé-Cabriolet (EM0/1_) 2003-2010	426300		-	for vehicles without park distance control	●		1200	75	2,25	378			-									
MEGANE II Sport Tourer (KM0/1_) 2003-2012	559300		-				1500	75	1,5	387			-									
	523100		-				1500	75	1,5	224			-									
MEGANE III Grandtour (KZ0/1) 2008-	559300		- 08.2016	not for GT not for GT-Line from 03-2012 also for GT-Line			1500	75	1,5	387	742828	13	09.2009 - 08.2016			No	●	H	J	1,25	235	
	523100		- 08.2016	not for GT not for GT-Line from 03-2012 also for GT-Line	○		1500	75	1,5	224			-									
MEGANE IV Grandtour (K9A/M/N_) 2016-	619100		-	also fits GT also fits GT-Line	○		1850	75	1,5	426	743003	7	-			●	○	●	G	G	2	122
	619000		-	also fits GT also fits GT-Line	○		1850	75	1,5	222	743004	13	-			●	○	●	C	E	2	136
MEGANE Saloon II (LM0/1_) 2003-	426300		- 10.2012		●		1200	75	2,25	378			-									
MEGANE Scenic (JA0/1_) 1996-2001	265800		- 09.2000				1400	75	1,25	229			-									

Vehicle data	Towbar data										Wiring kit data										
RENAULT																					
MODUS / GRAND MODUS Hatchback (F/JP0_) 2004-	361800		- 01.2008	fits only Modus for vehicles without default integrated bicycle carrier system	○	900	75	1,25	216												
	501200		01.2008 -	fits only Grand Modus	○	1200	75	1,25	178												
	480100		01.2008 -	fits only Modus for vehicles without default integrated bicycle carrier system	○	900	75	1,25	220												
	480200		-	fits only Modus for vehicles without default integrated bicycle carrier system	○	900	75	1,25	376												
SCÉNIC MPV I (JA0/1_, FA0_) 1999- 2003	345800		-	fits only RX4		1300	65	1,75	219												
	385800		-			1400	75	1,75	209												
SCÉNIC MPV II (JM0/1_) 2003-	512600		- 06.2009		○	1350	75	1,75	384												
	512500		- 06.2009			1350	75	1,75	220												
SCÉNIC MPV III (JZ0/1_) 2009-	616100		- 10.2016	not for 7-seat version also fits XMOD		1500	75	1,75	415	742818	13	07.2009 - 10.2016				No	●	H	J	0,75	219
	616000		- 10.2016	not for 7-seat version also fits XMOD		1500	75	1,75	244	742817	7	07.2009 - 10.2016				No	●	G	G	0,75	178
SCÉNIC MPV IV (J9_) 2016-	621000		-	also fits Hybrid Assist	○	1850	75	1,25	429	743013	7	- 04.2018				○	●	G	G	1,25	137
	620900		-	also fits Hybrid Assist	○	1850	75	1,25	237	743014	13	- 04.2018				○	●	C	E	1,25	152
										743124	13	05.2018 -				○	●	C	N	1,25	158
										743123	7	05.2018 -				○	●	G	G	1,25	143
TALISMAN Saloon (L2M_) 2015-	612700		10.2015 -		○	1850	75	1	414												
TRAFIC Bus III (JG_) 2014-	573000		-			2000	80	1	443	742938	13	09.2014 -				No	S	H	J	1	233
	622000		-			2000	80	1	294	742937	7	09.2014 -				No	S	G	G	0,5	206
TRAFIC II Bus (JL) 2001-	560100		- 09.2014			2000	80	1,25	265	742508	13	09.2006 - 04.2014				No	●	H	J	0,25	116
										742507	7	09.2006 - 04.2014				No	●	G	G	0,25	78

Vehicle data	Towbar data										Wiring kit data															
RENAULT																										
TRAFIC II Van (FL) 2001-	560100		- 09.2014				2000	80	1,25	265			742508	13	09.2006 - 04.2014						No	•	H	J	0,25	116
	9078347		-							1,5	500		742507	7	09.2006 - 04.2014						No	•	G	G	0,25	78
TRAFIC Van III (FG_) 2014-	573000		-				2000	80	1	443			742938	13	09.2014 -						No	S	H	J	1	233
	622000		-				2000	80	1	294			742937	7	09.2014 -						No	S	G	G	0,5	206
	9078541		-							1,5	480															
	9078548		-							1	140															
TRINGO Hatchback II (CNO_) 2007-	554000		- 08.2014	not for RS	o		550	65	1,25	159					-											
ROVER																										
25 Hatchback (RF) 1999-2006	267505		-				1200	70	1,75	394					-											
400 Saloon (RT) 1995-2000	287900		-				1200	70	1,75	415					-											
45 Hatchback (RT) 2000-2005	434900		01.2004 -				1200	70	1,25	385					-											
45 Saloon (RT) 2000-2005	287900		- 12.2003				1200	70	1,75	415					-											
	435200		01.2004 -				1200	70	1,75	403					-											
SAAB																										
900 Coupe Mk II 1993-1999	224400		-	not for Cabrio	o		1600	75	1,25	188					-											
900 Hatchback Mk II 1993-1999	224400		-				1600	75	1,25	188					-											
9-3 Convertible (YS3F) 2003-2015	427500		- 01.2008				1600	75	1,75	313					-											

Vehicle data		Towbar data								Wiring kit data												
SAAB																						
9-3 Estate (YS3F) 2005-2015	449300		-		not for 4WD	○		1600	75	1,75	319			-								
	449200		-		not for 4WD	○		1600	75	1,75	168											
9-3 Hatchback (YS3D) 1998-2003	224400		-		not for Cabrio	○		1600	75	1,25	188			-								
9-3 Saloon (YS3F) 2002-2015	427500		-		not for 4WD	○		1600	75	1,75	313			-								
	377300		-		not for 4WD	●		1600	75	1,75	158											
9-5 Estate (YS3E) 1998-2009	269200		-		for vehicles without level regulation	●		1800	75	1,25	367			-								
	269100		-		for vehicles without level regulation	○		1800	75	1,25	216											
9-5 Saloon (YS3E) 1997-2009	269200		-		for vehicles without level regulation	●		1800	75	1,25	367			-								
	269100		-		for vehicles without level regulation	○		1800	75	1,25	216											
SEAT																						
ALHAMBRA MPV (710, 711) 2010-	537300		-		not for 4WD bumper cover plate included	●		2500	100	2,25	394	756758	13	09.2010 -		●	○	○	C	I	1,25	195
	537200		-			●		2500	100	1,75	237	756757	7	09.2010 -		●	○	○	G	G	1,25	170
												756598	13	-		●	○	○	C	I	1,75	203
ALHAMBRA MPV (7V8, 7V9) 1996- 2010	270200 *		-	04.2000	for vehicles without park distance control	●		2100	85	1,75	230			-								
	468300		-	05.2000 -	also fits 4WD	○		2100	85	1,25	425											
	350000		-	05.2000 -	also fits 4WD			2100	85	1,25	206											

Vehicle data	Towbar data										Wiring kit data										
SEAT																					
ALTEA MPV (5P1) 2004-	446700		- 12.2009	not for Copa also fits FR bumper cover plate included	•	1400	75	1,25	335		746258	13	06.2004 -		•	○	○	H	J	1,25	195
	519200		01.2010 -	not for Copa not for FR	•	1400	75	1,75	345		746257	7	06.2004 -		•	○	○	G	G	0,75	173
	498800 *		01.2007 -	fits only Freetrack also fits 4WD bumper cover plate included	•	1650	75	1,25	359		756598	13	-		•	○	○	C	I	1,75	203
	446600		-	not for Copa not for FR from 01-2007 also for Freetrack	•	1600	75	1,25	177												
ALTEA XL MPV (5P5, 5P8) 2006-	519200		02.2009 -	not for Copa not for FR	•	1400	75	1,25	345		746258	13	-		•	○	○	H	J	1,25	195
	446600		-	not for Copa not for FR	•	1600	75	1,25	177		746257	7	-		•	○	○	G	G	0,75	173
											756598	13	-		•	○	○	C	I	1,75	203
ARONA Closed Off-Road Vehicle (KJ7) 2017-	646900		-	also fits FR	○	1200	60	1,5	357				-								
	646800		-	also fits FR		1200	60	1,5	195												
AROSA Hatchback (6H) 1997-2004	273700		-		•	800	50	1,25	175				-								
ATECA Closed Off-Road Vehicle (KH7) 2016-	624000		-	not for FR not for Cupra also fits vehicles with "smart opener system"		2500	100	1	466		701508	13	-		•	○	○	C	F	3	222
	623900		-	not for FR not for Cupra also fits vehicles with "smart opener system"		2500	100	1	219		701507	7	-		•	○	○	G	G	2	197
CORDOBA Saloon (6K1, 6K2) 1993-2002	298800		01.1996 -	from 01-01-1966 till 31-12-1996 fits also CLX/GLX/GTi	•	1100	50	1,25	288				-								
CORDOBA Saloon (6K2) 1999-2002	298800		-		•	1100	50	1,25	288				-								
CORDOBA Vario (6K5) 1996-2002	298800		-		•	1100	50	1,25	288				-								

Vehicle data	Towbar data								Wiring kit data													
SEAT																						
CORDOBA Vario (6K5) 1999-2002	298800		-		•		1100	50	1,25	288			-									
EXEO Saloon (3R2) 2008-	440400		-		•		2000	80	1,75	375	746278	13	04.2009 -		•	○	○		H	J	1,25	187
	518300		-		○		2000	80	1,75	222												
EXEO ST (3R5) 2009-	440400		-		•		2000	80	1,75	375	746278	13	08.2009 -		•	○	○		H	J	1,25	187
	518300		-		○		2000	80	1,75	222												
IBIZA Hatchback Mk III (6L1) 2002-2009	366000		-	not for FR from 2008 also for Collector version	•		1200	50	1,25	324			-									
IBIZA Hatchback Mk IV (6J5, 6P1) 2008-	523500		- 06.2017	from 01-01-2012 till 06-06-2017 fits also FR	○		1200	75	1,25	315	748177	7	06.2008 - 07.2015		•	○	○		G	G	0,75	203
	533800		- 06.2017	from 01-01-2012 till 06-06-2015 fits also FR	○		1200	75	1,75	160	756828	13	08.2015 -		•	○	○		C	F	0,75	206
											756827	7	08.2015 -		•	○	○		G	G	0,75	178
IBIZA Hatchback Mk V (KJ1) 2017-	643500		-	not for CNG also fits FR			1200	50	1	360			-									
	643400		-	not for CNG also fits FR			1200	50	1	196												
IBIZA Mk IV SPORTCOUPE (6J1, 6P5) 2008-	523500		-	not for FR from 01-2012 also for FR	○		1200	75	1,25	315			-									
	533800		-	not for FR from 01-2012 also for FR	○		1200	75	1,75	160												
IBIZA Mk IV ST (6J8, 6P8) 2010-	533900		-		○		1200	75	1,75	320	748177	7	06.2010 - 07.2015		•	○	○		G	G	0,75	203
	533800		-		○		1200	75	1,25	160	756828	13	08.2015 -		•	○	○		C	F	0,75	206
756827											7	08.2015 -		•	○	○		G	G	0,75	178	
INCA Van (6K9) 1995-2003	313300		-		○		1000	75	1,25	213			-									
LEON Hatchback (1M1) 1999-2006	346800		-	not for FR not for Topsport not for Cupra	•		1500	75	1,25	211			-									

Vehicle data	Towbar data									Wiring kit data												
SEAT																						
LEON Hatchback (1P1) 2005-2013	446700		- 09.2009	not for Copa not for Cupra not for Sport also fits FR bumper cover plate included	●		1400	75	1,25	335	746258	13	09.2005 -		●	○	○	H	J	1,25	195	
	519300		01.2010 -	not for Copa not for FR not for Cupra not for Sport	●		1650	75	1,75	341	746257	7	09.2005 -		●	○	○	G	G	0,75	173	
	446600		-	not for Copa not for FR not for Cupra not for Sport	●		1600	75	1,25	177	756598	13	-		●	○	○	C	I	1,75	203	
LEON Hatchback (5F1) 2012-	570900		- 12.2016	fits only FR not for Cupra	●		2000	80	1,75	321	756807	7	11.2012 - 05.2014		●	○	○	G	G	1,25	206	
	570500		- 12.2016	not for FR not for Cupra also fits CNG bumper cover plate included	●		2000	80	1,25	328	701508	13	06.2014 -		●	○	○	C	F	3	222	
	567000		- 12.2016	not for Cupra also fits FR	●		2000	80	1,25	167	701507	7	06.2014 -		●	○	○	G	G	2	197	
	643700		01.2017 -	also fits FR	○		2000	85	1,25	213												
	606500		-	not for Cupra also fits FR Attention! Extra bumper cover plate can be ordered at the dealer	●		2000	85	1,25	433												
LEON SC (5F5) 2013-	570900		- 12.2016	also fits FR	●		2000	80	1,75	321	701508	13	06.2014 -		●	○	○	C	F	3	222	
	567000		- 12.2016	also fits FR	●		2000	80	1,25	167	701507	7	06.2014 -		●	○	○	G	G	2	197	
	643700		01.2017 -	also fits FR also fits FR Edition	○		2000	85	1,25	213												
	606500		-	also fits FR also fits FR Edition Attention! Extra bumper cover plate can be ordered at the dealer	●		2000	85	1,25	433												

Vehicle data	Towbar data										Wiring kit data											
SEAT																						
LEON ST (5F8) 2013-	586600		- 12.2016	not for Cupra not for models with gas installation not for X-Perience also fits CNG	•		1800	80	1,25	354	756807	7	11.2013 - 05.2014		•	○	○	G	G	1,25	206	
											701508	13	06.2014 -		•	○	○	C	F	3	222	
	586500		- 12.2016	not for Cupra not for models with gas installation not for X-Perience	•		1800	80	1,25	195	701507	7	06.2014 -		•	○	○	G	G	2	197	
	643700		01.2017 -	not for models with gas installation also fits FR also fits X-perience	○		2000	85	1,25	213												
	606500		-	also fits FR for FR, extra bumper cover plate can be ordered at the dealer	•		2000	85	1,25	433												
TOLEDO Hatchback IV (KG3) 2012-	571300		-		•		1300	75	1,25	325	748197	7	03.2013 - 05.2015		•	○	○	G	G	1	176	
	571200		-		•		1300	75	1,25	166	756828	13	06.2015 -		•	○	○	C	F	0,75	206	
											756827	7	06.2015 -		•	○	○	G	G	0,75	178	
TOLEDO MPV III (5P2) 2004-2009	446600		-		•		1600	75	1,25	177	746258	13	12.2004 - 08.2009		•	○	○	H	J	1,25	195	
											746257	7	12.2004 - 08.2009		•	○	○	G	G	0,75	173	
											756598	13	-		•	○	○	C	I	1,75	203	
SKODA																						
FABIA Estate III (NJ5) 2014-	625200		- 08.2018	not for Monte Carlo	•		1200	86	1,75	416			-									
	600700		- 08.2018	not for Monte Carlo	•		1200	50	1,25	312												
	600600		-	not for Monte Carlo	•		1200	50	1,25	155												
FABIA Hatchback I (6Y2) 1999-2008	330900		-	not for RS	○		850	50	1,25	191			-									
FABIA Hatchback II (542) 2006-2014	625200		-	not for RS not for Monte Carlo Attention! Extra bumper cover plate can be ordered at the dealer	•		1200	86	1,75	416	748177	7	06.2010 - 10.2014		•	○	○	G	G	0,75	203	
	489000		-	not for RS not for Monte Carlo	•		1200	50	1,25	168												

Vehicle data	Towbar data										Wiring kit data										
SKODA FABIA Hatchback III (NJ3) 2014-	625200		-	not for Monte Carlo Attention! Extra bumper cover plate can be ordered at the dealer	●	1200	86	1,75	416	756828	13	11.2014 -		●	○	○	C	F	0,75	206	
	600700		-	not for Monte Carlo	●	1200	50	1,25	312	756827	7	11.2014 -		●	○	○	G	G	0,75	178	
	600600		-	not for Monte Carlo	●	1200	50	1,25	155												
FABIA I Combi (6Y5) 2000-2007	359600		-	not for Scout not for RS	○	1200	50	1,25	322			-									
	359500		-	not for Scout not for RS	○	1200	50	1,25	180												
FABIA I Praktik (6Y5) 2000-2007	359600		-	not for Scout not for RS	○	1200	50	1,25	322			-									
	359500		-	not for Scout not for RS	○	1200	50	1,25	180												
FABIA II Combi (545) 2007-2014	625200		-	not for Scout not for RS Attention! Extra bumper cover plate can be ordered at the dealer	●	1200	86	1,75	416	748177	7	06.2010 - 12.2014		●	○	○	G	G	0,75	203	
	359600		-	not for Scout not for RS	●	1200	50	1,25	322												
	359500		-	not for Scout not for RS	○	1200	50	1,25	180												
FABIA Saloon I (6Y3) 1999-2007	359600		-		○	1200	50	1,25	322			-									
	359500		-		○	1200	50	1,25	180												
KAROQ Closed Off-Road Vehicle (NU7) 2017-	647500		-		○	2000	90	1,5	377	701508	13	09.2017 -		●	○	○	C	F	3	222	
	647400		-		○	2000	90	1,5	209	701507	7	09.2017 -		●	○	○	G	G	2	197	
KODIAQ Closed Off-Road Vehicle (NS7) 2016-	633500		-	also fits 4WD also fits vehicles with "smart opener system"	○	2300	100	1,5	389	701508	13	03.2017 -		●	○	○	C	F	3	222	
	633400		-	also fits 4WD also fits vehicles with "smart opener system"	○	2300	100	1,5	218	701507	7	03.2017 -		●	○	○	G	G	2	197	
OCTAVIA Hatchback I (1U2) 1996-2010	296400		- 01.2004	not for 4WD	○	1500	75	1,25	218			-									
	524900		- 01.2004	not for 4WD	○	1500	75	1,25	167												

Vehicle data	Towbar data										Wiring kit data											
SKODA OCTAVIA Hatchback II (1Z3) 2004-2013	452000		-	not for Greenline not for RS not for 4WD	○		1800	100	2,25	354	748128	13	06.2004 - 01.2013		●	○	○	C	I	1,25	206	
	451400		-	not for Greenline not for RS not for 4WD	○		1800	100	2,25	180	756598	13	-		●	○	○	C	I	1,75	203	
OCTAVIA Hatchback III (5E3, NL3, NR3) 2012-	643700		-	fits only RS	○		2000	85	1,25	213	756807	7	02.2013 - 05.2014		●	○	○	G	G	1,25	206	
	606500		-	not for 4WD also fits RS	○		2000	85	1,75	433	701508	13	06.2014 -		●	○	○	C	F	3	222	
	586600		-	not for RS not for 4WD	●		1800	80	1,25	354	701507	7	06.2014 -		●	○	○	G	G	2	197	
	586500		-	not for RS not for 4WD	●		1800	80	1,25	195												
OCTAVIA I Combi (1U5) 1998-2010	296400		- 01.2004		○		1500	75	1,25	218			-									
	524900		- 01.2004	not for 4WD	○		1500	75	1,25	167												
OCTAVIA II Combi (1Z5) 2004-2013	452000		-	not for Greenline not for RS not for 4WD	●		1800	100	2,25	354	748128	13	01.2005 - 05.2013		●	○	○	C	I	1,25	206	
	451400		-	not for Greenline not for RS not for 4WD	○		1800	100	2,25	180	756598	13	-		●	○	○	C	I	1,75	203	
OCTAVIA III Combi (5E5) 2012-	643700		-	fits only RS fits only Scout	○		2000	85	1,25	213	756807	7	05.2013 - 05.2014		●	○	○	G	G	1,25	206	
	606500		-	not for 4WD also fits Greenline also fits Scout also fits RS (4x4)	○		2000	85	1,75	433	701508	13	06.2014 -		●	○	○	C	F	3	222	
	586600		-	from 03-2017 not for Scout not for Scout not for 4WD	●		1800	80	1,25	354	701507	7	06.2014 -		●	○	○	G	G	2	197	
	586500		-	also fits Greenline also fits RS not for Scout not for RS not for 4WD also fits Greenline	●		1800	80	1,25	195												

Vehicle data	Towbar data										Wiring kit data										
SKODA																					
RAPID Hatchback (NH3) 2012-	571300		-		•	1300	75	1,25	325		748197	7	10.2012 - 05.2015		•	○	○	G	G	1	176
	571200		-		•	1300	75	1,25	166		756828	13	06.2015 -		•	○	○	C	F	0,75	206
												756827	7	06.2015 -		•	○	○	G	G	0,75
RAPID Spaceback (NH1) 2012-	584800		-		○	1500	75	1,75	352		748197	7	10.2013 - 05.2015		•	○	○	G	G	1	176
	584700		-		○	1500	75	1,75	206		756828	13	06.2015 -		•	○	○	C	F	0,75	206
												756827	7	06.2015 -		•	○	○	G	G	0,75
ROOMSTER MPV (5J) 2006-2015	485600		-	also fits Scout	○	1200	50	1,25	166		748177	7	06.2010 -		•	○	○	G	G	0,75	203
ROOMSTER Praktik (5J) 2007-2015	485600		-	also fits Scout	○	1200	50	1,25	166				-								
SUPERB Estate II (3T5) 2009-2015	510900		-	also fits 4WD	○	1800	75	1,75	343		748128	13	01.2010 - 08.2015		•	○	○	C	I	1,25	206
	510800		-	also fits 4WD	○	1800	75	1,75	183		756598	13	-		•	○	○	C	I	1,75	203
SUPERB Estate III (3V5) 2015-	614700		-	not for 4WD not for Sportline	○	2200	90	1,5	426		701508	13	09.2015 -		•	○	○	C	F	3	222
	598500		-	not for 4WD not for Sportline	○	2200	90	1,5	371		701507	7	09.2015 -		•	○	○	G	G	2	197
	598400		-	not for 4WD not for Sportline	○	2200	90	1,5	209												
SUPERB Hatchback II (3T4) 2008-2015	510900		-	also fits 4WD	○	1800	75	1,75	343		748128	13	07.2008 - 05.2015		•	○	○	C	I	1,25	206
	510800		-	also fits 4WD	○	1800	75	1,75	183		756598	13	-		•	○	○	C	I	1,75	203
SUPERB Hatchback III (3V3) 2015-	614700		-	not for Sportline also fits 4WD	○	2200	90	1,25	426		701508	13	-		•	○		C	F	3	222
	598500		-	not for Sportline also fits 4WD	○	2200	90	1,25	371		701507	7	-		•	○		G	G	2	197
	598400		-	not for Sportline also fits 4WD	○	2200	90	1,25	209												
SUPERB Saloon I (3U4) 2001-2008	432400		-		•	2000	85	1,25	360				-								
	405000		-			2000	85	1,25	185												

Vehicle data	Towbar data										Wiring kit data										
SKODA																					
YETI Closed Off-Road Vehicle (5L) 2009-2017	524500		-	also fits Outdoor Attention! Extra bumper cover plate can be ordered at the dealer	•		2100	80	1,75	339	748128	13	09.2009 -		•	○	○	C	I	1,25	206
	524400		-	also fits Outdoor	•		2100	80	1,75	183	756598	13	-		•	○	○	C	I	1,75	203
SMART																					
FORFOUR Hatchback (454) 2004-2006	378500		-				750	50	1,25	403			-								
SSANGYONG																					
ACTYON SPORTS Pickup I (QJ) 2005-	623000		-				2500	117	1,25	283			-								
KORANDO Closed Off-Road Vehicle (CK) 2010-	544800		-		○		2000	100	1,25	375	745588	13	11.2010 - 10.2013		No	•	H	J	1,25	176	
	544700		-				2000	100	1,25	226	745608	13	11.2013 -		No	•	H	J	1,25	178	
											745607	7	11.2013 -		No	•	G	G	0,75	178	
MUSSO Pickup II 2012-	623000		-				2500	117	1,25	283	745574	13	-		•	•	B	E	1,5	104	
REXTON Closed Off-Road Vehicle (GAB_) 2002-	412300		- 06.2006				3500	140	1,25	256	745548	13	11.2002 -		No	•	H	J	1,25	192	
	484800		07.2006 -				3500	140	1,25	272	745547	7	11.2002 -		No	•	G	G	0,5	178	
REXTON Closed Off-Road Vehicle (Y400) 2017-	635100		-				3500	125	1	474	745628	13	-		•	•	•	C	F	3	288
REXTON W Closed Off-Road Vehicle 2012-	484800		- 04.2017				3500	140	1,25	272	745548	13	- 04.2017		No	•	H	J	1,25	192	
											745547	7	- 04.2017		No	•	G	G	0,5	178	
TIVOLI Closed Off-Road Vehicle 2015-	608000		-	not for 4WD			1500	75	1,5	390	745598	13	06.2015 -		No	•	H	J	1	219	
											745597	7	06.2015 -		No	•	G	G	0,75	214	

Vehicle data	Towbar data								Wiring kit data													
SUBARU																						
FORESTER Closed Off-Road Vehicle (SF_) 1997-2002	402300		-	not for 2L Turbo for vehicles with level regulation			2135	85	1,25	267	750017	7	-				No	•	G	G	0,5	94
FORESTER Closed Off-Road Vehicle (SG_) 2002-2012	402300		- 12.2007	not for 2L Turbo for vehicles with level regulation			2135	85	1,25	267	750017	7	- 03.2006				No	•	G	G	0,5	94
FORESTER Closed Off-Road Vehicle (SH_) 2007-	503000 502900		- 02.2013		•		2000	80	1,75	403			-									
FORESTER Closed Off-Road Vehicle (SJ_) 2012-	570100 570000		-		•		2150	80	2,25	526	750238	13	03.2013 -				No	•	H	J	1	184
IMPREZA Estate (GF) 1992-2000	353400		-	also fits 4WD also fits WRX / STI			1600	75	1,75	407			-									
IMPREZA Estate (GG) 2000-2008	353400		-	also fits 4WD also fits WRX / STI			1600	75	1,75	407			-									
IMPREZA Hatchback (GR, GH, G3) 2007-2014	508600		- 05.2012	not for WRX	•		1600	75	2,25	205			-									
IMPREZA Saloon (GC) 1992-2001	353400		-	also fits 4WD also fits WRX / STI			1600	75	1,75	407			-									
IMPREZA Saloon (GD) 1999-2009	353400		- 12.2007	also fits 4WD also fits WRX / STI			1600	75	1,75	407			-									
JUSTY Hatchback III (G3X) 2003-	414500		- 12.2006	fits only 4WD			800	50	2,25	196			-									
JUSTY Hatchback IV 2007-	432300		- 12.2011	not for 4WD			1000	50	1,75	324			-									
LEGACY Estate IV (BP) 2003-2009	466500 466400		-		○		2000	85	1,75	529			-									
LEGACY Estate Mk III (BH) 1998-2003	329200		-		•		1800	75	1,75	270			-									

Vehicle data	Towbar data									Wiring kit data											
SUBARU																					
LEGACY Estate V (BR) 2008-2014	530600		-		•	1800	80	1,75	249		750208	13	08.2009 -			No	•	H	J	1	195
											750207	7	08.2009 -			No	•	G	G	0,75	170
LEGACY Saloon V (BM) 2009-	530600		-		•	1800	80	1,75	249				-								
LEVORG Estate 2015-	614900		-		•	1500	90	1,5	450		750247	7	-			•	•	G	G	1	227
	614800		-		•	1500	90	1,5	295												
OUTBACK Estate (BL, BP) 2003-2010	466500		-		○	2000	85	1,75	529				-								
	466400		-		○	2000	85	1,75	355												
OUTBACK Estate (BR) 2009-	524700		- 02.2015		○	2000	82	1,75	404		750208	13	-			No	•	H	J	1	195
	524600		- 02.2015		○	2000	82	1,75	253		750207	7	-			No	•	G	G	0,75	170
OUTBACK Estate (BS) 2014-	597000		-		•	2000	90	1,75	472				-								
	596900		-		○	2000	90	1,75	297												
TREZIA Hatchback 2010-	539400		-			850	50	1,25	225				-								
XV Closed Off-Road Vehicle (GP) 2011-	554800		- 11.2017	fits also for LPG system	○	1600	75	1,25	414		750227	7	01.2012 - 11.2017			No	•	G	G	0,5	141
SUZUKI																					
ALTO Hatchback (GF) 2009-	516400		-		•	600	50	1,75	167				-								
BALENO Hatchback (FW, EW) 2016-	612300		-	not for Hybrid	○	1000	60	1,5	386				-								
	612200		-	not for Hybrid	○	1000	60	1,5	237												
CELERIO Hatchback (LF) 2014-	596500		-		○	400	40	1,75	331				-								
	596400		-		○	400	40	1,75	180												

Vehicle data	Towbar data											Wiring kit data											
SUZUKI																							
GRAND VITARA Closed Off-Road Vehicle I (FT, HT) 1998-2006	435900		-	also fits 3 door cabrio also fits XL-7			1800	75	1,25	293				-									
GRAND VITARA Closed Off-Road Vehicle II (JT, TE, TD) 2005-	440500		- 03.2012	fits only 3 door	●		1600	85	1,25	351	751287	7	09.2005 -				No	●	G	G	0,75	149	
	444700		- 07.2010	fits only 5 door Attention! The distance between towball and bumper is extra long	○		2000	85	1,25	381													
	444700		04.2012 -	fits only 5 door for vehicles with a spare wheel on the tailgate	○		2000	85	1,25	381													
	535100		08.2010 -	fits only 5 door for vehicles without spare wheel on the rear door	○		2000	85	1,25	281													
IGNIS Closed Off-Road Vehicle I (FH) 2000-2005	351600		-	not for 4WD			800	50	1,75	233				-									
IGNIS Closed Off-Road Vehicle II (MH) 2003-	414500		- 12.2006	not for Sport also fits 4WD also fits TSM			800	50	2,25	196				-									
IGNIS Hatchback III (MF) 2016-	627300		-	not for 4WD not for AllGrip also fits Hybrid			1000	50	1,5	381				-									
	627200		-	not for 4WD not for AllGrip also fits Hybrid			1000	50	1,5	224													
JIMNY Closed Off-Road Vehicle (SN) 1998-	455900		- 11.2018	also fits cabrio			1300	75	1,25	315				-									
LIANA Estate (ER) 2001-2007	438700		-	not for 4WD	○		1200	75	2,25	180				-									
SPLASH Hatchback (EX) 2008-	499000		-	fits only 1.2 Litre petrol variant	○		200	50	2,75	334				-									
	498900		-	fits only 1.2 Litre petrol variant			200	50	2,75	187													
SWIFT Hatchback III (FZ, NZ) 2010-	534300		- 03.2017	not for Sport not for 4WD	●		1000	60	2,75	394	751357	7	- 03.2017				No	●	G	G	0,5	162	

Vehicle data	Towbar data										Wiring kit data										
SUZUKI																					
SWIFT Hatchback III (MZ, EZ) 2005-	484600		- 08.2010	not for Sport not for 4WD	○	1000	60	1,75	332	751287	7	- 08.2010			No	●	G	G	0,5	149	
SWIFT Hatchback V (AZ) 2017-	633000 *		-	not for Sport not for 4WD		1000	60	1	403			-									
	635600		-	not for Sport also fits 4WD also fits Hybrid		1000	60	1	395												
SX4 Hatchback (EY, GY) 2006-	469800		- 07.2013	also fits 4WD	●	1200	50	2,25	377			-									
	469700		- 07.2013	also fits 4WD	●	1200	50	2,25	216												
SX4 S-Cross Hatchback (JY) 2013 -	580500		-		○	1500	75	1,75	381	751367	7	10.2013 -		No	●	G	G	0,75	173		
VITARA Closed Off-Road Vehicle (ET, TA) 1988-1999	325300		-	fits only 3 door		1500	75	1,25	160			-									
VITARA Closed Off-Road Vehicle (LY) 2015-	601700		- 09.2018	also fits S-variant	○	1500	75	2,25	389	751377	7	04.2015 - 09.2018		No	●	G	G	0,75	192		
	659200		10.2018 -		○	1200	75	1	397												
TOYOTA																					
AURIS Hatchback (_E15_) 2006-2012	471900		-	not for Hybrid	○	1613	60	1,25	666			-									
	529900		-	not for Hybrid		1613	60	1,75	343												
	529800		-	not for Hybrid		1613	60	1,75	185												
AURIS Hatchback (_E18_) 2012-	571800		-	not for Hybrid	○	1652	75	1,25	376	754148	13	01.2013 -		No	●	H	J	0,75	227		
	571700		-	not for Hybrid	○	1652	75	1,25	221	754147	7	01.2013 -		No	●	G	G	0,75	203		
	581000		-	fits only Hybrid for vehicles which are allowed to tow	○	385	55	1,25	181												
AURIS TOURING SPORTS Estate (_E18_) 2013-	581300		-	not for Hybrid	●	1648	75	1,25	370	754148	13	-		No	●	H	J	0,75	227		
	581200		-	not for Hybrid	○	1648	75	1,25	228	754147	7	-		No	●	G	G	0,75	203		
	581100		-	fits only Hybrid for vehicles which are allowed to tow		345	55	1,25	200												

Vehicle data	Towbar data										Wiring kit data											
TOYOTA																						
AURIS VAN Van (_E18_) 2013-	581300		-		●	1648	75	1,25	370	754148	13	-			No	●	H	J	0,75	227		
	581200		-		○	1648	75	1,25	228	754147	7	-			No	●	G	G	0,75	203		
AVENSIS Estate (_T25_) 2003-2008	482700		-		○	1550	75	1,25	404			-										
	442600		-			1550	75	1,25	158			-										
AVENSIS Estate (_T27_) 2009-	511900		-		●	1800	75	1,75	363	754008	13	-			No	S	H	J	1,25	203		
	511800		-			1800	75	1,75	201	754007	7	-			No	S	G	G	0,75	170		
AVENSIS Hatchback (_T25_) 2003-2008	438300		-	fits only 5 door		1550	75	1,25	264			-										
AVENSIS Liftback (_T22_) 1997-2003	310400		-	fits only 5 door	●	1400	75	1,25	239			-										
AVENSIS Saloon (_T22_) 1997-2003	310400		-		●	1400	75	1,25	239			-										
AVENSIS Saloon (_T25_) 2003-2008	438300		-			1550	75	1,25	264			-										
AVENSIS Saloon (_T27_) 2008-	512000		-			1800	75	1,75	775	754008	13	01.2009 -			No	S	H	J	1,25	203		
	511900		-		●	1800	75	1,75	363	754007	7	01.2009 -			No	S	G	G	0,75	170		
	511800		-			1800	75	1,75	201			-										
AVENSIS VERSO MPV (_M2_) 2001-2011	358100		-		●	1600	75	1,75	318			-										
C-HR Hatchback (_X1_) 2016-	627600		-	also fits 4WD also fits Hybrid		1300	75	1	460			-										
COROLLA Estate (_E12_) 2001-2008	443400		-		○	1300	55	1,25	211			-										
COROLLA Hatchback (_E12_) 2001-2007	442800		-	not for 4WD	○	1300	55	1,25	195			-										
COROLLA Saloon (_E12_) 2000-2008	443400		-		○	1300	55	1,25	211			-										

Vehicle data	Towbar data									Wiring kit data												
TOYOTA																						
COROLLA Saloon (_E15_) 2006-	413300		- 04.2012		○		1635	60	1,75	249			-									
COROLLA Verso (_E12_) 2001-2004	363700		-				1400	55	1,25	230			-									
COROLLA Verso (ZER_, ZZE12_, R1_) 2004-2009	443800		-		●		1400	60	1,75	365			-									
	443700		-		●		1450	60	1,75	231												
HIACE / COMMUTER V (TRH2_, KDH2_) 2004-	283100		- 12.2008	fits only SWB fits only LWB also fits 4WD			2000	75	1,25	290			-									
	537100		-	fits only SWB fits only LWB also fits 4WD			2000	80	1,25	258												
HIACE Bus IV (_H1_, _H2_) 1995-	283100		- 12.2008	fits only SWB fits only LWB also fits 4WD			2000	75	1,25	290			-									
	537100		-	fits only SWB fits only LWB also fits 4WD			2000	80	1,25	258												
HIACE Van IV (LXH1_, RZH1_, LH1_) 1995-	283100		- 12.2008	fits only SWB fits only LWB also fits 4WD			2000	75	1,25	290			-									
	537100		-	fits only SWB fits only LWB also fits 4WD			2000	80	1,25	258												
HIACE Van V (TRH2_, KDH2_) 2004-	283100		- 12.2008	fits only SWB fits only LWB also fits 4WD			2000	75	1,25	290			-									
	537100		-	fits only SWB fits only LWB also fits 4WD			2000	80	1,25	258												
HILUX Pickup VIII (_N1_) 2015-	608300		-				3500	140	1	302	754178	13	-					●	C	N	0,75	183
											754177	7	-					●	G	G	0,75	173

Vehicle data	Towbar data										Wiring kit data													
TOYOTA																								
HILUX Platform/Chassis (_N1_, _N2_) 2005-	522100		07.2011 - 04.2015	fits only 4WD for vehicles with original bumper			2858	120	1,25	212	753938	13	10.2005 - 05.2016						No	•	C	F	1,25	184
	408200		-	fits only 4WD for vehicles without a bumper Towball only. For underrun protector article number 9070086 needs to be ordered			2800	120	1,75	183	753937	7	10.2005 - 05.2016						No	•	G	G	0,5	132
HILUX Platform/Chassis VIII (_N1_) 2015-	608300		-				3500	140	1	302	754178	13	-						•		C	N	0,75	183
											754177	7	-						•		G	G	0,75	173
HILUX VIGO Pickup VII (_N1_, _N2_, _N3_) 2004-	522100		07.2011 - 04.2015	fits only 4WD for vehicles with original bumper			2858	120	1,25	212	753938	13	10.2005 - 05.2016						No	•	C	F	1,25	184
	408200		-	fits only 4WD			2800	120	1,75	183	754178	13	-						•		C	N	0,75	183
				for vehicles without a bumper Towball only. For underrun protector article number 9070086 needs to be ordered							753937	7	10.2005 - 05.2016			No	•	G	G	0,5	132			
											754177	7	-			•		G	G	0,75	173			
LAND CRUISER 200 Closed Off-Road Vehicle (_J2_) 2007-	424700		-	fits only V8	○		3500	140	1,75	379			-											
	424600		-	fits only V8	○		3500	140	1,75	231														
	424500		-	fits only V8	○		3500	140	1,75	202														
LAND CRUISER COLORADO Closed Off-Road Vehicle (_J9_) 1995-	330800		- 12.2002				3500	140	1,75	290			-											
LAND CRUISER PRADO Closed Off- Road Vehicle (_J15_) 2009-	526100		-		•		3500	140	2,75	362	754058	13	-						No	•	H	J	1,25	170
	526000		-		•		3500	140	2,75	214	754057	7	-						No	•	G	G	0,75	149
PRIUS Hatchback (_W5_) 2015-	612500		-	not for Plug-in Hybrid	○		725	75	1,5	326			-											
	612400		-	not for Plug-in Hybrid	○		725	75	1,5	167														
PROACE Bus (MPY_) 2016-	617500		-	also fits L1, L2, L3			2595	104	1,5	444	738553	7	-	for vehicles with prepared connector for wiring kit	•	D	D	G	G	1	122			
	617400		-	also fits L1, L2, L3 pdc disconnection only possible in combination with wiring kits 738553- 738554			2595	104	1	250	738554	13	-	for vehicles with prepared connector for wiring kit	•	D	D	B	E	1	138			

Vehicle data	Towbar data										Wiring kit data											
TOYOTA PROACE Van (MDX_) 2013-2016	481000		-		○		2000	122	1,25	334	705678	13	-		●	○	○	C	I	1	206	
	504100		-	also fits L2	○		2000	122	1,75	221	705677	7	-		●	○	○	G	G	0,5	162	
	480900		-	also fits L2	○		2000	122	1,25	190												
PROACE Van (MDZ_) 2016-	617500		-	also fits L1, L2, L3			2595	104	1,5	444	738553	7	-	for vehicles with prepared connector for wiring kit	●	D	D	G	G	1	122	
	617400		-	also fits L1, L2, L3 pdc disconnection only possible in combination with wiring kits 738553-738554			2595	104	1	250	738554	13	-	for vehicles with prepared connector for wiring kit	●	D	D	B	E	1	138	
	9078585		-	fits only roof height H1 fits only wheelbase L2 fits only twin doors						1	430											
	9078584		-	fits only roof height H1 fits only wheelbase L1 fits only twin doors						1	440											
RAV 4 (_A1_) 1997-2000	214300		-				1755	75	1,25	197			-									
RAV 4 Closed Off-Road Vehicle (_A1_) 1994-2000	214300		-	also fits FunCruiser			1755	75	1,25	197			-									
RAV 4 Closed Off-Road Vehicle III (_A3_) 2005-2013	475400		- 11.2012	fits vehicles with license plate on door			2250	90	1,75	459	753928	13	02.2006 - 11.2012		No	●	H	J	1,25	168		
	475600		- 11.2012	fits vehicles with license plate in bumper			2250	90	1,75	472	753927	7	02.2006 - 11.2012		No	●	G	G	0,75	146		
	475300		- 11.2012	fits vehicles with license plate on door			2250	90	1,75	303												
RAV 4 Closed Off-Road Vehicle IV (_A4_) 2012-	570400		-	also fits PHEV (hybrid) not for vehicles with "smart opener system"	●		2255	80	2,25	551	754138	13	04.2013 -		No	S	C	I	1	192		
	570300		-	also fits PHEV (hybrid) not for vehicles with "smart opener system"	●		2225	80	2,25	400	754137	7	04.2013 -		No	S	G	G	0,5	190		
RAV 4 Closed Off-Road Vehicle Mk II (_A2_) 2000-2005	408900		-	also fits 4WD not for vehicles with 215/70 16 inch tyres			1800	75	1,25	377			-									
	328900		-	fits only 4WD for vehicles with 215/70 16 inch tyres			1800	75	1,25	225												

Vehicle data	Towbar data								Wiring kit data											
TOYOTA																				
VERSO MPV (_R2_) 2009-	565800		-			1500	60	1,75	448	754038	13	-			No	•	H	J	1,25	195
	565700		-			1500	60	1,75	267	754037	7	-			No	•	G	G	0,5	176
VERSO S MPV (_P12_) 2010-2016	539400		-			850	50	1,25	225			-								
YARIS Hatchback (_P15_) 2013-	592200		-	not for Hybrid	○	1050	50	1,75	367			-								
	592100		-	not for Hybrid		1050	50	1,75	221											
YARIS/VITZ Hatchback (_P1_) 1999-2005	388900		-	not for TS		900	50	1,75	220			-								
YARIS/VITZ Hatchback (_P13_) 2010-	592200		-	not for Hybrid		1050	50	1,75	367	754157	7	08.2014 -			No	•	G	G	0,75	173
	592100		-	not for Hybrid		1050	50	1,75	221											
YARIS/VITZ Hatchback (_P9_) 2005-	465500		- 11.2010	not for TS		1260	50	1,25	373			-								
	465400		- 11.2010	not for TS		1260	50	1,25	220											
VAUXHALL																				
AGILA Hatchback Mk I (A) (H00) 2000-2008	372700		-		○	800	35	1,75	256			-								
AGILA Hatchback Mk II (B) (H08) 2008-2014	499000		-	fits only 1.2 Litre petrol variant	○	200	50	2,75	334			-								
	498900		-	fits only 1.2 Litre petrol variant		200	50	2,75	187											
ANTARA Closed Off-Road Vehicle (L07) 2006-	463900		-	not for AdBlue for vehicles without default integrated bicycle carrier system	○	2000	80	1,75	415	707217	7	09.2006 - 04.2011			•	•	G	G	0,75	154
	463800		-	not for AdBlue for vehicles without default integrated bicycle carrier system		2000	80	1,75	266	735787	7	-	for vehicles with a prepared plug outside the car		No	•	G	G	0,25	84
										735788	13	-	for vehicles with a prepared plug outside the car		No		C	F	1,5	157
ASTRA Coupe Mk IV (G) (T98) 2000-2005	417400		-		○	1500	75	1,25	341			-								
	417300		-			1500	75	1,25	197											

Vehicle data	Towbar data								Wiring kit data																
ASTRA Estate Mk IV (G) (T98) 1998-2005	300100		- 07.2004	not for models with gas installation			1500	75	1,25	350			-												
	300000		- 07.2004	not for models with gas installation			1500	75	1,25	210															
ASTRA Estate Mk V (H) (A04) 2004-2012	440600		-				1650	75	1,25	346	735718	13	10.2004 -						○	○	C	I	1	138	
	440000		-				1650	75	1,25	198	735717	7	10.2004 -						○	○	G	G	0,25	101	
ASTRA Estate Mk VI (J) (P10) 2010-	569700		-	for vehicles without default integrated bicycle carrier system	○		1800	75	1,75	373	735858	13	-					No	●	H	J	1,25	187		
	569600		-	for vehicles without default integrated bicycle carrier system	○		1800	75	1,75	209	735857	7	-					No	●	G	G	0,75	168		
ASTRA Estate Mk VII (K) (B16) 2015-	615900		-	also fits vehicles with "smart opener system" does not fit 1.4 ECOTEC® Direct Injection Turbo ecoFLEX, 110 kW (150 PS) Start/Stop 6-speed automatic transmission			1700	75	1,5	429	735898	13	-					●	●		C	F	1,5	208	
											735894	13	-						●	●		C	F	1,5	137
											735897	7	-						●	●		G	G	1,5	178
	615800		-	also fits vehicles with "smart opener system" does not fit 1.4 ECOTEC® Direct Injection Turbo ecoFLEX, 110 kW (150 PS) Start/Stop 6-speed automatic transmission			1700	75	1,5	271	735893	7	-						●	●		G	G	1,5	131
ASTRA Hatchback Mk IV (G) (T98) 1998-2005	417400		-		○		1500	75	1,25	341			-												
	417300		-				1500	75	1,25	197															
ASTRA Hatchback Mk V (H) (A04) 2004-2009	434100		-	not for VXR			1650	75	1,25	339	735718	13	03.2004 -						○	○	C	I	1	138	
	454000		-	not for VXR			1650	75	1,25	177	735717	7	03.2004 -						○	○	G	G	0,25	101	

Vehicle data	Towbar data										Wiring kit data										
VAUXHALL ASTRA Hatchback Mk VI (J) (P10) 2009-	527000		- 10.2015	fits only 5 door not for VXR for vehicles without default integrated bicycle carrier system	○		1800	75	1,75	375	735858	13	12.2009 -		No	●	H	J	1,25	187	
	526900		- 10.2015	fits only 5 door not for VXR for vehicles without default integrated bicycle carrier system	○		1800	75	1,75	211	735857	7	12.2009 -		No	●	G	G	0,75	168	
ASTRA Hatchback Mk VII (K) (B16) 2015-	608200		-	does not fit 1.4 ECOTEC® Direct Injection Turbo ecoFLEX, 110 kW (150 PS) Start/Stop 6-speed automatic transmission			1700	75	1,5	409	735898	13	-		●	●		C	F	1,5	208
	608100		-	does not fit 1.4 ECOTEC® Direct Injection Turbo ecoFLEX, 110 kW (150 PS) Start/Stop 6-speed automatic transmission			1700	75	1,5	240	735897	7	-		●	●		G	G	1,5	178
ASTRA Mk V (H) Sport Hatch (A04) 2005-2010	434100		-	not for VXR			1650	75	1,25	339	735718	13	-	for vehicles with REC (Rear Electric Centre)		○	○	C	I	0,25	138
	454000		-	not for VXR			1650	75	1,25	177	735717	7	-	for vehicles with REC (Rear Electric Centre)		○	○	G	G	0,25	101
ASTRA Saloon Mk IV (G) (T98) 1998-2005	417400		-		○		1500	75	1,25	341			-								
	417300		-				1500	75	1,25	197			-								
ASTRA Saloon Mk VI (J) (P10) 2012-	569700		-		●		1800	75	1,75	373	735858	13	09.2012 -		No	●	H	J	1,25	187	
	569600		-		○		1800	75	1,75	209	735857	7	09.2012 -		No	●	G	G	0,75	168	
COMBO TOUR MPV Mk II (C) (F25) 2001-2012	381500		-	not for CNG			1002	50	1,5	248			-								
COMBO Van Mk II (C) (F25) 2001-2012	381500		-	not for CNG			1002	50	1,5	248			-								

Vehicle data	Towbar data											Wiring kit data											
VAUXHALL COMBO Van Mk III (D) (X12) 2011-	526400		-					1500	85	1,75	389	709458	13	04.2012 -			No	•	H	J	1,25	265	
	541200		-	fits only CNG	○			1000	60	1,75	401	709398	7	04.2012 -				•	G	G	1,25	354	
	526300		-					1500	85	1,75	222	709457	7	04.2012 -			No	•	G	G	0,75	295	
	9078344		-	fits only roof height H1 fits only wheelbase L1 fits only twin doors							1	365											
CORSA Hatchback Mk I (B) (S93) 1992-2000	278200		-		○			1000	50	1,25	239			-									
CORSA Hatchback Mk II (C) (X01) 2000-2006	366600		-		○			1000	50	1,75	369			-									
CORSA Hatchback Mk III (D) (S07) 2006-2014	448900		-	not for VXR not for GSi also fits ecoFLEX 2010- for vehicles without default integrated bicycle carrier system	○			1300	50	1,25	321	735827	7	10.2006 - 08.2014			No	•	G	G	0,75	165	
	448800		-	not for VXR not for GSi also fits ecoFLEX 2010- for vehicles without default integrated bicycle carrier system	○			1300	50	1,25	172												
CORSA Hatchback Mk IV (E) (X15) 2014 -	448900		-	not for VXR for vehicles without default integrated bicycle carrier system	○			1300	50	1,25	321	735858	13	12.2014 -			No	•	H	J	1,25	187	
	448800		-	not for VXR for vehicles without default integrated bicycle carrier system	○			1300	50	1,25	172	735857	7	12.2014 -			No	•	G	G	0,75	168	
CROSSLAND X Closed Off-Road Vehicle (P17) 2017-	635800		-	also fits AdBlue	○			870	55	1	405	735918	13	-			•	○	○	K	L	1	214
	649300		-	also fits AdBlue	○			870	55	1	247	735917	7	-			•	○	○	G	G	1	189
FRONTERA Closed Off-Road Vehicle Mk II (B) (U99) 1998-2004	286000		-	also fits Sport				2800	112	1,25	279			-									

Vehicle data	Towbar data										Wiring kit data											
GRANDLAND X Closed Off-Road Vehicle (A18) 2017-	641500		-	also fits vehicles with "smart opener system"			2000	80	1,25	430	738564	13	-	for vehicles without prepared connector for wiring kit	•	○	D	C	D	1	159	
	641400		-	also fits vehicles with "smart opener system"			2000	80	1,25	229	738563	7	-	for vehicles without prepared connector for wiring kit	•	○	D	G	G	1	138	
INSIGNIA Hatchback Mk I (A) (G09) 2008-2017	492400		- 06.2013	not for VXR also fits 4WD also fits Bi-Turbo			2000	85	1,75	770	735858	13	11.2008 -		No	•	H	J	1,25	187		
	522300		- 06.2013	not for VXR also fits 4WD also fits Bi-Turbo			2000	85	1,75	392	735857	7	11.2008 -		No	•	G	G	0,75	168		
	522200		- 06.2013	not for VXR also fits 4WD also fits Bi-Turbo			2000	85	1,75	236												
	584200		07.2013 -	not for VXR also fits 4WD also fits Bi-Turbo			2100	95	1,75	282												
	584300		07.2013 -	not for VXR also fits 4WD also fits Bi-Turbo			2100	95	1,75	487												
INSIGNIA Hatchback Mk II (B) (Z18) 2017-	642300		-	not for VXR not for GSi also fits 4WD			2200	90	1,5	467			-									
	642200		-	not for VXR not for GSi also fits 4WD			2200	90	1,5	259												
INSIGNIA Mk I (A) Country Tourer (G09) 2008-2017	584300		07.2013 -	not for VXR also fits 4WD also fits Bi-Turbo			2100	95	1,5	487	735858	13	-		No		H	J	1,25	187		
	584200		-	not for VXR also fits 4WD also fits Bi-Turbo			2100	95	1,5	282	735857	7	-		No		G	G	1,25	168		

Vehicle data	Towbar data										Wiring kit data										

VAUXHALL

INSIGNIA Mk I (A) Sports Tourer (G09) 2008-2017	522400		- 06.2013	not for VXR also fits 4WD also fits Bi-Turbo	○	2000	85	1,75	771	735858	13	03.2009 -			No	●	H	J	1,25	187		
	522300		- 06.2013	not for VXR also fits 4WD also fits Bi-Turbo	○	2000	85	1,75	392	735857	7	03.2009 -			No	●	G	G	0,75	168		
	522200		- 06.2013	not for VXR	○	2000	85	1,75	236													
	584200		07.2013 -	not for VXR also fits 4WD also fits Bi-Turbo	○	2100	95	1,75	282													
	584300		07.2013 -	not for VXR also fits 4WD also fits Bi-Turbo	○	2100	95	1,75	487													
INSIGNIA Mk II (B) Sports Tourer (Z18) 2017-	642500		-	not for VXR not for Country Tourer also fits vehicles with "smart opener system"	○	2200	90	1,5	467			-										
	642400		-	not for VXR not for Country Tourer not for vehicles with "smart opener system"	○	2200	90	1,5	264													
INSIGNIA Saloon Mk I (A) (G09) 2008-2017	492400		- 06.2013	not for VXR also fits 4WD also fits Bi-Turbo	○	2000	85	1,75	770	735858	13	11.2008 -			No	●	H	J	1,25	187		
	522300		- 06.2013	not for VXR also fits 4WD also fits Bi-Turbo	○	2000	85	1,75	392	735857	7	11.2008 -			No	●	G	G	0,75	168		
	522200		- 06.2013	not for VXR also fits 4WD also fits Bi-Turbo	○	2000	85	1,75	236													
	584200		07.2013 -	not for VXR also fits 4WD also fits Bi-Turbo	○	2100	95	1,75	282													
	584300		07.2013 -	not for VXR also fits 4WD also fits Bi-Turbo	○	2100	95	1,75	487													
MERIVA MPV Mk I (A) (X03) 2003-2010	446800		-	not for VXR	○	1300	60	1,25	364			-										

Vehicle data	Towbar data										Wiring kit data										
VAUXHALL MERIVA MPV Mk II (B) (S10) 2010-	532800		-	not for 1.3 CDTi for vehicles without default integrated bicycle carrier system	○		1300	75	1,25	392	735858	13	-		No	●	H	J	1,25	187	
	532700		-	not for 1.3 CDTi for vehicles without default integrated bicycle carrier system	○		1300	75	1,25	220	735857	7	-		No	●	G	G	0,75	168	
MOKKA / MOKKA X Closed Off-Road Vehicle (J13) 2012-	566600		-	also fits 4WD for vehicles without default integrated bicycle carrier system from 2016- also for Mokka X	●		1500	75	2,25	380	735858	13	-		No	●	H	J	1,25	187	
	566500		-	also fits 4WD for vehicles without default integrated bicycle carrier system from 2016- also for Mokka X	●		1500	75	2,25	221	707258	13	-		●	●	H	J	1	189	
											707257	7	-		●	●	G	G	1	157	
735857	7	-		No	●	G	G	0,75	168												
MOVANO Mk I (A) Combi (X70) 1998-2010	281800		-				2300	100	1,25	243			-								
MOVANO Mk I (A) Van (X70) 1998-2010	281800		-				2300	100	1,25	243			-								
MOVANO Mk II (B) Chassis/Cab (X62) 2010-	542800		-	fits only single air fits only front-wheel drive not for L2			3000	100	1,75	240	742768	13	-		No	S	H	J	0,25	108	
	547400		-	fits only double air fits only rear wheel drive			3500	120	1,75	233	742767	7	-		No	●	G	G	0,25	81	
MOVANO Mk II (B) Combi (X62) 2010-	532400		-	fits only single air fits only front-wheel drive for vehicles with and without footboard	○		3000	100	1,75	286	742768	13	-		No	S	H	J	0,25	108	
											742767	7	-		No	S	G	G	0,25	81	
MOVANO Mk II (B) VAN (X62) 2010-	532400		-	fits only single air fits only front-wheel drive for vehicles with and without footboard	○		3000	100	1,75	286	742768	13	-		No	S	H	J	0,25	108	
											742767	7	-		No	S	G	G	0,25	81	
SIGNUM Hatchback (Z03) 2003-2008	386400		-	also fits 3.0 V6			2000	80	1,25	279	735698	13	05.2003 -		●	○	○	C	I	0,5	149
											735697	7	05.2003 -		●	○	○	G	G	0,5	127

Vehicle data	Towbar data										Wiring kit data																
VAUXHALL																											
VECTRA Estate Mk II (C) (Z02) 2003-2009	430700	*		-	not for VXR			2000	80	1,25	439	735698	13	-							•	○	○	C	I	0,5	149
	423600			-	not for VXR			2000	80	1,25	276	735697	7	-								•	○	○	G	G	0,5
VECTRA Mk II (C) GTS (Z02) 2002-2009	313500			-	not for VXR	○		1950	78	1,25	286	735698	13	-							•	○	○	C	I	0,5	149
												735697	7	-							•	○	○	G	G	0,5	127
VECTRA Saloon Mk II (C) (Z02) 2000-2008	313500			-	not for VXR	○		1950	78	1,25	286	735698	13	04.2002 -							•	○	○	C	I	0,5	149
												735697	7	04.2002 -							•	○	○	G	G	0,5	127
VIVARO Combi (X82) 2014-	573000			-	Due to design restrictions, there is the possibility that the detachable neck will come into contact with the lower edge of the bumper when inserted or removed"			2000	80	1	443	742938	13	09.2014 -								No	S	H	J	1	233
												742937	7	09.2014 -							No	S	G	G	0,5	206	
622000				-				2000	80	1	294																
VIVARO Combi (X83) 2001-2014	560100			-				2000	80	1,25	265	742508	13	09.2006 - 08.2014								No	•	H	J	0,25	116
												742507	7	09.2006 - 08.2014							No	•	G	G	0,25	78	
VIVARO Van (X82) 2014-	573000			-	Due to design restrictions, there is the possibility that the detachable neck will come into contact with the lower edge of the bumper when inserted or removed"			2000	80	1	443	742938	13	09.2014 -								No	S	H	J	1	233
												742937	7	09.2014 -							No	S	G	G	0,5	206	
	622000			-				2000	80	1	294																
	9078541			-	fits only roof height H1 fits only wheelbase L1 fits only twin doors						1,5	480															
9078548			-							1	140																
VIVARO Van (X83) 2001-2014	560100			-				2000	80	1,25	265	742508	13	09.2006 - 08.2014								No	•	H	J	0,25	116
												9078347		-	fits only roof height H1 fits only wheelbase L1 fits only twin doors						1,5	500	742507	7	09.2006 - 08.2014		

Vehicle data	Towbar data										Wiring kit data											

VAUXHALL

ZAFIRA MPV Mk I (A) (T98) 1998-2005	431500		-		o	1600	75	1,25	328														
	431800		-			1900	75	1,25	210														
	424300		-			1600	75	1,25	170														
ZAFIRA MPV Mk II (B) (A05) 2005-2014	454500		-	not for VXR not for CNG	o	1650	75	1,25	376	735718	13	07.2005 -	for vehicles with REC (Rear Electric Centre)		o	o	C	I	1	138			
	454600 *		-	not for VXR not for CNG	o	1650	75	1,25	260	735717	7	07.2005 -	for vehicles with REC (Rear Electric Centre)		o	o	G	G	0,25	101			
	454400		-	not for VXR not for CNG	o	1650	75	1,25	219	735737	7	07.2005 -	for vehicles without REC (Rear Electric Centre)	No	•	G	G	0,75	170				
ZAFIRA MPV Mk III (P12) 2011-2018	552700		-	not for CNG not for 1.6 CDTi for vehicles without default integrated bicycle carrier system	o	1500	75	1,25	366	735858	13	12.2011 -		No	•	H	J	1,25	187				
	552600		-	not for CNG not for 1.6 CDTi for vehicles without default integrated bicycle carrier system	o	1500	75	1,25	212	735857	7	12.2011 -		No	•	G	G	0,75	168				

VOLVO

850 Estate (855) 1992-1997	346000		-		o	1800	75	1,75	420														
	215800		-			1800	75	1,75	257														
C30 Hatchback (533) 2006-2013	485300		-	for vehicles which are allowed to tow	•	1600	75	1,25	193														
C70 Convertible I (873) 1998-2005	346000		-		o	1800	75	1,75	420														
C70 Coupe I (872) 1997-2002	346000		-		o	1800	75	1,75	420														
S40 Saloon I (644) 1995-2004	254000		- 03.1999		o	1400	75	1,75	213														
	360000		04.1999 -		o	1500	75	1,25	207														



Vehicle data	Towbar data										Wiring kit data										
VOLVO S40 Saloon II (544) 2003-2012	431400		-	not for R-Design	○		1600	75	1,25	347	759208	13	03.2004 -			No	S	C	E	1,25	197
	421400		-	not for R-Design	○		1600	75	1,25	207	759207	7	03.2004 -			No	S	G	G	0,5	170
S60 Saloon I (384) 2000-2010	334200		-	not for CNG also fits 4WD	○		1600	85	1,75	401	759057	7	11.2000 - 04.2004			No	●	G	G	0,25	94
	334100		-	not for CNG also fits 4WD	○		1600	85	1,75	260	759198	13	05.2004 - 08.2010	●	No	●	C	F	0,5	151	
											759197	7	05.2004 - 08.2010	●	○	○	G	G	0,5	135	
S60 Saloon II (134) 2010-	604600		-	not for R-Design not for 4WD not for Cross Country not for Polestar	●		1800	90	2,25	371	759298	13	09.2010 - 04.2013	also fits Cross Country		No	S	C	I	1,25	176
	604500		-	not for R-Design not for 4WD not for Cross Country not for Polestar	●		1800	90	2,25	218	759297	7	09.2010 - 04.2013	also fits Cross Country		No	S	G	G	0,75	151
S70 Saloon (874) 1996-2000	346000		-	not for 4WD	○		1800	75	1,75	420			-								
	215800		-	not for 4WD			1800	75	1,75	257											
S80 Saloon II (124) 2006-	492900		-	also fits 4WD for vehicles without level regulation	●		2100	90	1,25	326	759298	13	-			No	●	C	I	1,25	176
	493000 *		-	also fits 4WD for vehicles without level regulation	○		2100	90	1,25	236	759297	7	-			No	●	G	G	0,5	151
	626300 *		-	also fits 4WD for vehicles with level regulation	○		2100	90	1,25	253											
	485100		-	also fits 4WD for vehicles without level regulation	○		2100	90	1,25	177											
S90 Saloon II (234) 2016-	622900		-		○		2200	110	1,5	422	759314	13	-		●	●	S	C	N	1,5	136
											759313	7	-		●	●	S	G	G	1,5	122
V40 Estate (645) 1995-2004	254000		- 03.1999		○		1400	75	1,75	213			-								
	360000		04.1999 -		○		1500	75	1,25	207											

Vehicle data	Towbar data								Wiring kit data												
VOLVO V40 Hatchback (525, 526) 2012-	612900		-	not for Cross Country also fits R-Design Attention! Extra bumper cover plate can be ordered at the dealer	•	1500	75	1	355	759288	13	-		No	•	C	I	1,25	178		
	612800		-	not for Cross Country also fits R-Design	•	1500	75	1	205	759287	7	-		No	•	G	G	0,75	159		
V50 Estate (545) 2003-2012	431400		-	also fits R-Design	○	1600	75	1,25	347	759208	13	04.2004 -		No	S	C	E	1,25	197		
	421400		-	also fits R-Design	○	1600	75	1,25	207	759207	7	04.2004 -		No	S	G	G	0,5	170		
V60 Estate (155, 157) 2010-	626200		07.2013 -	not for Cross Country also fits 4WD also fits Plug-in Hybrid also fits R-Design	•	1800	90	2,25	336	759298	13	11.2010 -	also fits Cross Country	No	S	C	I	1,25	176		
	604600		- 06.2018	not for R-Design not for Cross Country	•	1800	90	2,25	371	759297	7	11.2010 -	also fits Cross Country	No	S	G	G	0,75	151		
	604500		- 06.2018	not for R-Design not for Cross Country also fits 4WD also fits Plug-in Hybrid	•	1800	90	2,25	218												
V60 Estate II (225) 2018-	656100		-		○	2000	100	1	424	759314	13	-	also fits Cross Country	•	•	S	C	N	1,5	136	
	656000		-		○	2000	100	1	237	759313	7	-	also fits Cross Country	•	•	S	G	G	1,5	122	
V70 Estate (875, 876) 1995-2000	346000		-	not for 4WD	○	1800	75	1,75	420			-									
	215800		-	not for 4WD		1800	75	1,75	257												

Vehicle data	Towbar data										Wiring kit data														
VOLVO V70 Estate III (135) 2007-	492900		-	for vehicles without level regulation until 12-2010 not for 4WD until 12-2010 not for R-Design from 01-2011 also for 4WD (excl. R-Design/R-Edition) from 01-2011 for 2WD (incl. R-Design/R-Edition)	•		2100	90	1,25	326	759298	13	-							No	•	C	I	1,25	176
											759297	7	-							No	•	G	G	0,5	151
	485100		-	for vehicles without level regulation until 12-2010 not for 4WD until 12-2010 not for R-Design from 01-2011 also for 4WD (excl. R-Design/R-Edition) from 01-2011 for 2WD (incl. R-Design/R-Edition)	○		2100	90	1,25	177															
	626400 *		-	also fits 4WD also fits R-Design for vehicles with level regulation	○		2100	90	1,25	228															
V70 Estate Mk II (285) 1999-2008	469200		-	not for 4WD	○		2000	75	1,75	396	759198	13	05.2004 - 08.2007		•	No	S	C	F	0,5	151				
	353000		-	for vehicles without level regulation not for 4WD	○		2000	75	1,75	270	759197	7	05.2004 - 08.2007		•	○	○	G	G	0,5	135				
				for vehicles without level regulation							759057	7	03.2000 - 04.2004			No	•	G	G	0,25	94				
V90 II Estate (235, 236) 2016-	622900		-	not for R-Design not for Cross Country also fits 4WD	○		2200	110	1,5	422	759314	13	-	also fits Cross Country	•	•	S	C	N	1,5	136				
	622700		-	not for R-Design not for Cross Country also fits 4WD	○		2200	110	1,5	210	759313	7	-	also fits Cross Country	•	•	S	G	G	1,5	122				
XC40 Closed Off-Road Vehicle (536) 2017-	651100		-	also fits R-Design also fits vehicles with "smart opener system"	○		2100	110	1	382	759314	13	03.2018 -		•	•	S	C	N	1,5	136				
	651000		-	also fits R-Design also fits vehicles with "smart opener system"	○		2100	110	1	225	759313	7	03.2018 -		•	•	S	G	G	1,5	122				
XC60 Closed Off-Road Vehicle (156) 2008-	517700		- 06.2013	not for R-Design	•		2000	90	2,5	793	759298	13	-			No	•	C	I	1,25	176				
	517600		- 08.2017	not for R-Design	•		2000	90	2,25	411	759297	7	-			No	•	G	G	0,5	151				
	517500		- 08.2017	not for R-Design	•		2000	90	2,25	251															

Vehicle data	Towbar data								Wiring kit data													
VOLVO																						
XC60 II Closed Off-Road Vehicle (246) 2017-	648400		-	also fits vehicles with "smart opener system"	<input type="radio"/>		2400	110	1	60	759314	13	-								1,5	136
	648300		-	also fits vehicles with "smart opener system"	<input type="radio"/>		2400	110	1	462	759313	7	-								1,5	122
	648200		-	also fits vehicles with "smart opener system"	<input type="radio"/>		2400	110	1	267												
XC70 Estate II (136) 2007-	533500		-	not for R-Design for vehicles without level regulation	<input type="radio"/>		2100	90	2,25	377	759298	13	-		No	<input checked="" type="radio"/>		C	I		1,25	176
	533400		-	not for R-Design for vehicles without level regulation	<input type="radio"/>		2100	90	2,25	219	759297	7	-		No	<input checked="" type="radio"/>		G	G		0,5	151
XC90 Closed Off-Road Vehicle I (275) 2002-2015	404400		-	not for R-Design also fits 4WD	<input type="radio"/>		2250	90	1,75	400	759057	7	01.2003 - 04.2004		No	<input checked="" type="radio"/>		G	G		0,5	94
	404500		-	not for R-Design also fits 4WD	<input type="radio"/>		2250	90	1,75	274	759188	13	05.2004 - 05.2015		<input checked="" type="radio"/>	<input type="radio"/>	<input type="radio"/>	C	F		0,5	178
											759187	7	05.2004 - 05.2015		<input checked="" type="radio"/>	<input type="radio"/>	<input type="radio"/>	G	G		0,5	132
XC90 Closed Off-Road Vehicle II (256) 2014-	605900		-	also fits PHEV (hybrid) not for vehicles with "smart opener system"	<input type="radio"/>		2700	140	1,5	431	759314	13	-								1,5	136
	605800		-	also fits PHEV (hybrid) not for vehicles with "smart opener system"	<input type="radio"/>		2700	140	1,5	251	759313	7	-								1,5	122
VW																						
AMAROK Pickup (2HA, 2HB, S1B, S6B, S7A, S7B) 2010-	613200		-	also fits 4motion for vehicles with integrated footboard			3500	140	0,25	159	756768	13	05.2011 -		<input checked="" type="radio"/>	<input type="radio"/>	<input type="radio"/>	C	F		0,75	233
	537900		-	also fits 4motion for vehicles with integrated footboard			3500	140	0,25	114	756767	7	05.2011 -		<input checked="" type="radio"/>	<input type="radio"/>	<input type="radio"/>	G	G		0,5	157
BORA Estate (1J6) 1999-2005	261300		-	not for 4WD	<input checked="" type="radio"/>		1500	75	1,25	217			-									
BORA Saloon (1J2) 1998-2013	297800		-	not for 4WD	<input type="radio"/>		1500	75	1,25	302			-									
	296400		-	not for 4WD	<input type="radio"/>		1500	75	1,25	218												
	524900		-	not for 4WD	<input type="radio"/>		1500	75	1,25	167												
CADDY II Estate (9K9B) 1995-2004	313300		-		<input type="radio"/>		1000	75	1,25	213			-									

Vehicle data		Towbar data								Wiring kit data																	
VW CADDY III Estate (2KB, 2KJ, 2CB, 2CJ) 2004-2015	577100	*		-	not for Ecofuel not for 7-seat version with gas installation not for Cross also fits 4motion also fits Life also fits Maxi	○		1500	80	1,25	445	756598	13	-						●	○	○	C	I	1,25	203	
												756597	7	-							●	○	○	G	G	0,75	180
	651600			-	not for Ecofuel not for 7-seat version with gas installation not for Cross also fits 4motion also fits Life also fits Maxi			1500	80	1	381																
	577200	*		-	not for Ecofuel not for 7-seat version with gas installation not for Cross also fits 4motion also fits Life also fits Maxi	○		1500	80	1,25	348																
	651700			-	not for Ecofuel not for 7-seat version with gas installation not for Cross also fits 4motion also fits Life also fits Maxi			1500	80	1	277																
	655000			-	not for Ecofuel not for 7-seat version with gas installation not for Cross also fits 4motion also fits Life also fits Maxi			1500	80	1,25	238																

Vehicle data		Towbar data							Wiring kit data													
VW CADDY IV Estate (SAB, SAJ) 2015-	606100		-	not for models with gas installation also fits 4motion also fits Maxi			1500	80	1,25	515	756598	13	05.2016 -		●	○	○	C	I	1,25	203	
	577100 *		-	not for models with gas installation also fits 4motion also fits Maxi			1500	80	1,25	445	756597	7	05.2016 -		●	○	○	G	G	1	180	
	651600		-	not for models with gas installation also fits 4motion also fits Maxi			1500	80	1	381												
	577200 *		-	not for models with gas installation also fits 4motion also fits Maxi for vehicles without park distance control			1500	80	1,25	348												
	651700		-	not for models with gas installation also fits 4motion also fits Maxi			1500	80	1	277												
	655000		-	not for models with gas installation also fits 4motion also fits Maxi			1500	80	1,25	238												

Vehicle data		Towbar data								Wiring kit data												
VW CADDY Van III (2KA, 2KH, 2CA, 2CH) 2004-2015	577100	*		-	not for Ecofuel not for 7-seat version with gas installation not for Cross also fits 4motion also fits Life also fits Maxi	○	1500	80	1,25	445	756598	13	-		●	○	○	C	I	1,25	203	
	651600			-	not for Ecofuel not for 7-seat version with gas installation not for Cross also fits 4motion also fits Life also fits Maxi		1500	80	1	381	756597	7	-		●	○	○	G	G	1	180	
	577200	*		-	not for Ecofuel not for 7-seat version with gas installation not for Cross also fits 4motion also fits Life also fits Maxi	○	1500	80	1,25	348												
	651700			-	not for Ecofuel not for 7-seat version with gas installation not for Cross also fits 4motion also fits Life also fits Maxi		1500	80	1	277												
	655000			-	not for Ecofuel not for 7-seat version with gas installation not for Cross also fits 4motion also fits Life also fits Maxi		1500	80	1,25	238												

Vehicle data		Towbar data								Wiring kit data												
VW CADDY Van IV (SAA, SAH) 2015-	606100		-	not for models with gas installation also fits 4motion also fits Maxi			1500	80	1,25	515	756598	13	05.2016 -		●	○	○	C	I	1,25	203	
	577100 *		-	not for models with gas installation also fits 4motion also fits Maxi			1500	80	1,25	445	756597	7	05.2016 -		●	○	○	G	G	1	180	
	651600		-	not for models with gas installation also fits 4motion also fits Maxi			1500	80	1	381												
	577200 *		-	not for models with gas installation also fits 4motion also fits Maxi for vehicles without park distance control			1500	80	1,25	348												
	651700		-	not for models with gas installation also fits 4motion also fits Maxi			1500	80	1	277												
	655000		-	not for models with gas installation also fits 4motion also fits Maxi			1500	80	1,25	238												
CADDY Van Mk II (9K9A) 1995-2004	313300		-		○		1000	75	1,25	213			-									
CC Coupe (358) 2011-2016	558200		-	also fits 4motion	○		2200	90	1,25	377	756578	13	01.2012 -		●	○	○	C	I	1,25	200	
	539000		-	also fits 4motion	○		2200	90	1,25	228	756577	7	01.2012 -		●	○	○	G	G	1	173	

Vehicle data		Towbar data										Wiring kit data											
VW CRAFTER 30-35 Bus (2E_) 2006-2016	511200		-	fits only wheelbase 3250mm (SWB) fits only 3.0 ton variant fits only 3.5 ton variant not for 4Motion for vehicles with and without footboard if necessary, models with footboard have to change a bumperpart at the dealer			3500	140	1,25	301		727478	13	07.2006 -			No	•	C	F	1,25	233	
												727477	7	07.2006 -			No	•	G	G	1	173	
	511300		-	fits only wheelbase 3665mm (MWB) fits only wheelbase 4350mm (XL - LWB) fits only 3.0 ton variant fits only 3.5 ton variant fits only 4.6 ton variant not for 4Motion for vehicles with footboard			3500	140	1,25	294													
	511200		-	fits only wheelbase 3665mm (MWB) fits only wheelbase 4350mm (XL - LWB) fits only 3.0 ton variant fits only 3.5 ton variant fits only 4.6 ton variant not for 4Motion for vehicles without footboard			3500	140	1,25	301													
CRAFTER 30-50 Plattform/Chassis (2F_) 2006-2016	511400		-	fits only wheelbase 3250mm (SWB) fits only wheelbase 3665mm (MWB) fits only 5.0 ton version not for 4Motion			3500	150	1,25	308		727478	13	07.2006 -			No	•	C	F	1,25	233	
												727477	7	07.2006 -			No	•	G	G	1	173	
	511200		-	fits only wheelbase 3250mm (SWB) fits only 3.0 ton variant fits only 3.5 ton variant not for 4Motion			3500	140	1,25	301													
	511200		-	fits only wheelbase 3665mm (MWB) fits only wheelbase 4350mm (XL - LWB) fits only 3.0 ton variant fits only 3.5 ton variant fits only 4.6 ton variant not for 4Motion			3500	140	1,25	301													

Vehicle data		Towbar data								Wiring kit data											
VW CRAFTER 30-50 Van (2E_) 2006-2016	511200		-	fits only wheelbase 3250mm (SWB) fits only 3.0 ton variant fits only 3.5 ton variant not for 4Motion for vehicles with and without footboard if necessary, models with footboard have to change a bumperpart at the dealer			3500	140	1,25	301	727478	13	07.2006 -		No	•	C	F	1,25	233	
											727477	7	07.2006 -		No	•	G	G	1	173	
	511300		-	fits only wheelbase 3665mm (MWB) fits only wheelbase 4350mm (XL - LWB) fits only 3.0 ton variant fits only 3.5 ton variant fits only 4.6 ton variant not for 4Motion for vehicles with footboard			3500	140	1,25	294											
	511200		-	fits only wheelbase 3665mm (MWB) fits only wheelbase 4350mm (XL - LWB) fits only 3.0 ton variant fits only 3.5 ton variant fits only 4.6 ton variant not for 4Motion for vehicles without footboard			3500	140	1,25	301											
CRAFTER Bus (SY_) 2016-	633200		-	fits only single air for vehicles without footboard Warning! Ball is detected by rear sensors			3500	150	1	321	756884	13	-	for vehicles without prepared connector for wiring kit	•	•	○	C	F	1,5	206
	645100		-	fits only single air for vehicles with footboard			3500	150	1	351	756883	7	-	for vehicles without prepared connector for wiring kit	•	•	○	G	G	1,5	170
CRAFTER Van (SY_, SX_) 2016-	633200		-	fits only single air for vehicles without footboard Warning! Ball is detected by rear sensors			3500	150	1	321	756873	7	-	for vehicles with prepared connector for wiring kit		•	•	G	G	0,25	56
											756874	13	-	for vehicles with prepared connector for wiring kit		•	•	C	G	0,25	71
	645100		-	fits only single air for vehicles with footboard			3500	150	1	351	756884	13	-	for vehicles without prepared connector for wiring kit	•	•	○	C	F	1,5	206
											756883	7	-	for vehicles without prepared connector for wiring kit	•	•	○	G	G	1,5	170

Vehicle data	Towbar data										Wiring kit data											
VW																						
EOS Convertible (1F7, 1F8) 2006-2015			-								756598	13	-		•	○		C	I	1,5	203	
FOX Hatchback (5Z1, 5Z3) 2003-	478900		-		○		1000	50	1,25	195			-									
GOLF ALLTRACK (BA5, BV5) 2014-	586600		-				1800	80	1,25	354	701508	13	02.2015 -		•	○	○	C	F	3	222	
	586500		-				1800	80	1,25	195	701507	7	02.2015 -		•	○	○	G	G	2	197	
GOLF Convertible VI (517) 2011-			-								756598	13	-		•	○	○	C	I	1,25	203	
GOLF Hatchback Mk IV (1J1) 1997-2007	297800		-	not for Cabrio not for 4Motion not for R32	○		1500	75	1,25	302			-									
	524900		-	not for Cabrio not for 4Motion not for R32	○		1500	75	1,25	167			-									
GOLF Hatchback PLUS (5M1, 521) 2004-2013	427600		- 01.2009	not for Cross also fits 4motion bumper cover plate included	•		1800	75	1,25	347	756678	13	02.2005 -		•	○	○	C	I	0,75	200	
	515100		02.2009 -	not for Cross also fits BlueMotion Attention! Spoiler needs to be replaced. Spoiler, together with bumper cover plate, can be ordered at the dealer	•		1700	100	1,75	321	756677	7	02.2005 -		•	○	○	G	G	0,75	176	
											756598	13	-		•	○	○	C	I	1,25	203	
518500		-	not for Cross also fits BlueMotion	•		1800	100	1,25	170			-										
GOLF Hatchback V (1K1) 2003-2009	427600		-	not for R32 not for GT sport not for GTi	•		1800	75	1,25	347	756678	13	10.2003 -		•	○	○	C	I	0,75	200	
	518500		-	not for R32 not for GT sport not for GTi also fits 4motion bumper cover plate included	•		1800	100	1,25	170	756677	7	10.2003 -		•	○	○	G	G	0,75	176	
											756598	13	-		•	○	○	C	I	1,25	203	

Vehicle data	Towbar data										Wiring kit data										
GOLF Hatchback VI (5K1) 2008-2013	515100		-	not for R-Line not for Cabrio not for R 4-motion also fits 4motion also fits BlueMotion Attention! Spoiler needs to be replaced. Spoiler, together with bumper cover plate, can be ordered at the dealer	•		1700	100	1,75	321	756678	13	-		•	○	○	C	I	0,75	200
	518500		-	not for R-Line not for Cabrio not for R 4-motion also fits 4motion also fits BlueMotion	•		1800	100	1,25	170	756677	7	-		•	○	○	G	G	0,75	176
											756598	13	-		•	○	○	C	I	1,25	203



Vehicle data		Towbar data								Wiring kit data													
VW GOLF Hatchback VII (5G1, BQ1, BE1, BE2) 2012-	609500	*		-	not for R-Line not for GTi not for R 4-motion not for Join also fits 4motion also fits GTE Hybrid Attention! Spoiler needs to be replaced. Spoiler can be ordered at the dealer not for GTE Hybrid with smart opener system	●	1850	80	1,5	778	756807	7	11.2012 - 05.2014		●	○	○	G	G	1,25	206		
	606500			-	not for R-Line not for R 4-motion not for Join also fits 4motion also fits Gti Attention! Spoiler needs to be replaced. Spoiler can be ordered at the dealer	○	2000	85	1,25	433													
	586600			-	fits only GTE Hybrid not for GTE Hybrid with smart opener system	○	1800	80	1,25	354													
	567100			-	not for R-Line not for GTi not for R 4-motion not for GTD not for Join also fits 4motion	●	2000	80	1,25	330													
	567000			-	not for R-Line not for GTi not for R 4-motion not for Join also fits 4motion also fits GTE Hybrid not for GTE Hybrid with smart opener system	●	2000	80	1,25	167													
GOLF Mk IV Estate (1J5) 1999-2006	261300			-	not for 4Motion	●	1500	75	1,25	217			-										

Vehicle data	Towbar data										Wiring kit data										
VW GOLF SPORTSVAN Hatchback (AM1) 2014-	624300		-	Attention! Spoiler needs to be replaced. Spoiler can be ordered at the dealer	•		1850	80	1,5	766	701508	13	06.2014 -		•	○	○	C	F	3	222
											701507	7	06.2014 -		•	○	○	G	G	2	197
	606500		-		•		2000	85	1,25	433											
	586600		-		•		1800	80	1,25	354											
	586500		-		•		1800	80	1,25	195											
GOLF V Estate (1K5) 2007-2009	527200		-	also fits 4motion Attention! Spoiler needs to be replaced. Spoiler, together with bumper cover plate, can be ordered at the dealer	•		1800	100	1,75	345	756678	13	06.2007 -		•	○	○	C	I	0,75	200
											756677	7	06.2007 -		•	○	○	G	G	0,75	176
	450300		-	also fits 4motion bumper cover plate included	○		1700	75	1,25	373	756598	13	-		•	○	○	C	I	1,25	203
	450200		-	also fits 4motion	•		1700	75	1,25	191											
GOLF VI Estate (AJ5) 2009-2013	527200		-	also fits 4motion also fits BlueMotion Attention! Spoiler needs to be replaced. Spoiler, together with bumper cover plate, can be ordered at the dealer	•		1800	100	1,75	345	756678	13	09.2009 -		•	○	○	C	I	0,75	200
											756677	7	09.2009 -		•	○	○	G	G	0,75	176
											756598	13	-		•	○	○	C	I	1,25	203
	450200		-	also fits 4motion also fits BlueMotion	•		1700	75	1,25	191											
GOLF VII Estate (BA5, BV5) 2013-	633900		-	not for R-Line not for R 4-motion also fits 4motion No bumper cut required for cars with tow bar preparation	○		1800	80	1,25	411	756807	7	08.2013 - 05.2014		•	○	○	G	G	1,25	206
											701508	13	06.2014 -		•	○	○	C	F	3	222
											701507	7	06.2014 -		•	○	○	G	G	2	197
	586600		-	not for R-Line not for R 4-motion also fits 4motion	•		1800	80	1,25	354											
	586500		-	not for R-Line not for R 4-motion also fits 4motion	•		1800	80	1,25	195											

Vehicle data	Towbar data										Wiring kit data										
VW JETTA Saloon III (1K2) 2004-2010	450300		-	bumper cover plate included	<input type="radio"/>		1700	75	1,25	373	756578	13	08.2005 - 12.2010		<input checked="" type="radio"/>	<input type="radio"/>	<input type="radio"/>	C	I	1,25	200
	527200		-	Attention! Spoiler needs to be replaced. Spoiler, together with bumper cover plate, can be ordered at the dealer	<input checked="" type="radio"/>		1800	100	1,75	345	756577	7	08.2005 - 12.2010		<input checked="" type="radio"/>	<input type="radio"/>	<input type="radio"/>	G	G	1	173
	450200		-		<input checked="" type="radio"/>		1700	75	1,25	191	756598	13	-		<input checked="" type="radio"/>	<input type="radio"/>	<input type="radio"/>	C	I	1,25	203
	JETTA Saloon IV (162, 163) 2009-	541000		-	not for Hybrid	<input type="radio"/>		1500	75	1,25	174	756578	13	01.2011 -		<input checked="" type="radio"/>	<input type="radio"/>	<input type="radio"/>	C	I	1,25
											756577	7	01.2011 -		<input checked="" type="radio"/>	<input type="radio"/>	<input type="radio"/>	G	G	1	173
											756598	13	-		<input checked="" type="radio"/>	<input type="radio"/>	<input type="radio"/>	C	I	1,25	203
LT Bus Mk II (2DB, 2DE, 2DK) 1996- 2006	293100		-	fits only wheelbase 3,55M fits only wheelbase 4,02M for vehicles with a footboard, unless with a footboard over the entire width of the car			2800	120	1,25	321			-								
	293200		-	fits only wheelbase 3,55M fits only wheelbase 4,02M fits only single air for vehicles without footboard			2800	120	1,25	311											
	293100		-	fits only wheelbase 3,0M for vehicles without footboard			2800	120	1,25	321											
LT Van Mk II (2DA, 2DD, 2DH) 1996- 2006	293200		-	fits only LT46 fits only wheelbase 4,02M fits only double air for vehicles without footboard			2800	120	1,25	311			-								
	293200		-	fits only wheelbase 3,55M fits only wheelbase 4,02M fits only single air for vehicles without footboard			2800	120	1,25	311											
	293100		-	fits only wheelbase 3,0M for vehicles without footboard			2800	120	1,25	321											
	293100		-	fits only wheelbase 3,55M fits only wheelbase 4,02M for vehicles with a footboard, unless with a footboard over the entire width of the car			2800	120	1,25	321											

Vehicle data	Towbar data										Wiring kit data											
VW																						
LUPO Hatchback (6X1, 6E1) 1998-2005	273700		-	not for 16V not for 3L	•		800	50	1,25	175			-									
MULTIVAN MPV Mk V (7HM, 7HN, 7HF, 7EF, 7EM, 7EN) 2003-2015	468400		-	also fits 4motion			2800	120	1,75	361	756738	13	10.2009 -	for vehicles with and without prepared connector for wiring kit	•	○	○	C	F	0,75	233	
	426900		-	also fits 4motion for vehicles without park distance control			2800	120	1,75	193	756737	7	10.2009 -	for vehicles with and without prepared connector for wiring kit	•	○	○	G	G	0,75	187	
	437100		-	also fits 4motion for vehicles without park distance control			2800	120	1,75	194												
PASSAT ALLTRACK (365) 2012-2014			-								756598	13	-		•	○	○	C	I	1,25	203	
PASSAT CC Coupe (357) 2008-2012			-								756598	13	-		•	○	○	C	I	1,25	203	
PASSAT Estate (365) 2010-2014	558200		-	not for R-Line also fits 4motion	○		2200	90	1,25	377	756578	13	11.2010 - 10.2014		•	○	○	C	I	1,25	200	
	539000		-	not for R-Line also fits 4motion	○		2200	90	1,25	228	756577	7	11.2010 - 10.2014		•	○	○	G	G	1	173	
											756598	13	-		•	○	○	C	I	1,25	203	
PASSAT Estate (3B5) 1997-2001	432400		-	not for 4Motion	•		2000	85	1,25	360			-									
	285000		-	fits only Synchro	○		2000	85	1,75	405												
	405000		-	not for 4Motion			2000	85	1,25	185												
PASSAT Estate (3B6) 2000-2005	432400		-	not for 4Motion	•		2000	85	1,25	360			-									
	285000		-	fits only Synchro	○		2000	85	1,75	405												
	405000		-	not for 4Motion			2000	85	1,25	185												
PASSAT Estate (3C5) 2005-2011	450600		-	not for R36 also fits 4motion also fits BlueMotion	•		2200	85	1,25	346	756578	13	08.2005 - 10.2010		•	○	○	C	I	1,25	200	
				bumper cover plate included							756577	7	08.2005 - 10.2010		•	○	○	G	G	1	173	
	450500		-	not for R36 also fits 4motion also fits BlueMotion	•		2200	90	1,25	160	756598	13	-		•	○	○	C	I	1,25	203	

Vehicle data	Towbar data										Wiring kit data											
VW PASSAT Estate (3G5) 2014-	614700		-	not for 4Motion also fits GTE Hybrid also fits R-Line also fits vehicles with "smart opener system"	<input type="radio"/>		2200	90	1,5	426	701508	13	11.2014 -		<input checked="" type="radio"/>	<input type="radio"/>	<input type="radio"/>	C	F	3	222	
											701507	7	11.2014 -		<input checked="" type="radio"/>	<input type="radio"/>	<input type="radio"/>	G	G	2	197	
	598500		-	also fits 4motion also fits GTE Hybrid also fits R-Line also fits vehicles with "smart opener system"	<input type="radio"/>		2200	90	1,5	371												
	598400		-	not for 4Motion also fits GTE Hybrid also fits R-Line also fits vehicles with "smart opener system"	<input type="radio"/>		2200	90	1,5	209												
PASSAT Saloon (362) 2010-2014	558200		-	not for R-Line not for 4Motion also fits EcoFuel	<input type="radio"/>		2200	90	1,25	377	756578	13	11.2010 - 10.2014		<input checked="" type="radio"/>	<input type="radio"/>	<input type="radio"/>	C	I	1,25	200	
		539000		-	not for R-Line not for 4Motion also fits EcoFuel	<input type="radio"/>		2200	90	1,25	228	756577	7	11.2010 - 10.2014		<input checked="" type="radio"/>	<input type="radio"/>	<input type="radio"/>	G	G	1	173
											756598	13	-		<input checked="" type="radio"/>	<input type="radio"/>	<input type="radio"/>	C	I	1,25	203	
PASSAT Saloon (3B2) 1996-2001	432400		-	not for 4Motion	<input checked="" type="radio"/>		2000	85	1,25	360			-									
	285000		-	fits only Synchro	<input type="radio"/>		2000	85	1,75	405												
	405000		-	not for 4Motion			2000	85	1,25	185												
PASSAT Saloon (3B3) 2000-2005	432400		-	not for 4Motion	<input checked="" type="radio"/>		2000	85	1,25	360			-									
	285000		-	fits only Synchro	<input type="radio"/>		2000	85	1,75	405												
	405000		-	not for 4Motion			2000	85	1,25	185												
PASSAT Saloon (3C2) 2005-2010	450600		-	not for R36 also fits 4motion bumper cover plate included	<input checked="" type="radio"/>		2200	85	1,25	346	756578	13	06.2008 - 10.2010		<input checked="" type="radio"/>	<input type="radio"/>	<input type="radio"/>	C	I	1,25	200	
											756577	7	06.2008 - 10.2010		<input checked="" type="radio"/>	<input type="radio"/>	<input type="radio"/>	G	G	1	173	
		450500		-	not for R36 also fits 4motion	<input checked="" type="radio"/>		2200	90	1,25	160	756598	13	-		<input checked="" type="radio"/>	<input type="radio"/>	<input type="radio"/>	C	I	1,25	203

Vehicle data	Towbar data								Wiring kit data													
VW PASSAT Saloon (3G2) 2014-	614700		-	not for 4Motion also fits GTE Hybrid also fits R-Line also fits vehicles with "smart opener system"	<input type="radio"/>		2200	90	1,5	426	701508	13	11.2014 -		<input checked="" type="radio"/>	<input type="radio"/>	<input type="radio"/>	C	F	3	222	
	598500		-	also fits 4motion also fits GTE Hybrid also fits R-Line also fits vehicles with "smart opener system"	<input type="radio"/>		2200	90	1,5	371	701507	7	11.2014 -		<input checked="" type="radio"/>	<input type="radio"/>	<input type="radio"/>	G	G	2	197	
	598400		-	not for 4Motion also fits GTE Hybrid also fits R-Line also fits vehicles with "smart opener system"	<input type="radio"/>		2200	90	1,5	209												
POLO CLASSIC (6V2) 1995-2009	298800		- 01.2000		<input checked="" type="radio"/>		1100	50	1,25	288			-									
POLO Estate (6V5) 1997-2001	298800		-		<input checked="" type="radio"/>		1100	50	1,25	288			-									
POLO Hatchback (6N2) 1999-2001	344000		-		<input type="radio"/>		1000	50	1,25	192			-									

Vehicle data	Towbar data										Wiring kit data											
VW POLO Hatchback (6R1, 6C1) 2009-	532000		- 09.2017	not for R-Line not for WRC not for BlueGT also fits BlueMotion also fits BlueMotion Technology also fits CrossPolo also fits Gti	●	1200	85	1,75	335		748177	7	09.2009 - 03.2014		●	○	○		G	G	0,75	203
	531900		- 09.2017	not for R-Line not for GTi not for WRC not for BlueGT also fits BlueMotion also fits BlueMotion Technology also fits CrossPolo	○	1200	85	1,75	182		756828	13	04.2014 - 08.2017		●	○	○		C	F	0,75	206
	523000		- 04.2014	not for R-Line not for GTi not for BlueMotion not for CrossPolo not for BlueMotion Technology not for WRC not for BlueGT	●	1200	85	1,75	312		756827	7	04.2014 - 08.2017		●	○	○		G	G	0,75	178
POLO Hatchback (9N_) 2001-2012	392300		- 06.2009	not for FUN not for BlueMotion not for CrossPolo	●	1200	50	1,25	307				-									
	392000		- 06.2009	not for FUN not for BlueMotion not for CrossPolo	●	1200	50	1,25	172													
POLO Hatchback (AW1, BZ1) 2017-	643500		-	not for R-Line not for GTi		1200	50	1	360				-									
	643400		-	not for R-Line not for GTi		1200	50	1	196													
SHARAN MPV (7M8, 7M9, 7M6) 1995- 2010	270200 *		- 04.2000	for vehicles without park distance control	●	2100	85	1,75	230				-									
	468300		05.2000 -	also fits 4motion	○	2100	85	1,25	425													
	350000		05.2000 -	also fits 4motion		2100	85	1,25	206													
SHARAN MPV (7N1, 7N2) 2010-	537300		-	also fits 4motion for vehicles with towbar preparation bumper cover plate included for vehicles without towbar preparation	●	2500	100	2,25	394		756758	13	09.2010 -		●	○	○		C	I	1,25	195
	537200		-	also fits 4motion	●	2500	100	1,75	237		756757	7	09.2010 -		●	○	○		G	G	1,25	170

Vehicle data	Towbar data										Wiring kit data											
VW																						
TIGUAN ALLSPACE Closed Off-Road Vehicle (BW2) 2017-	618800		-		○	2500	100	1,25	798				-									
	624000		-			2500	100	1,25	466													
	618600		-			2500	100	1,25	234													
TIGUAN Closed Off-Road Vehicle (5N_) 2007-	493300		- 12.2015	not for R-Line also fits 4motion	●	2500	100	1,25	795	756698	13	11.2007 - 12.2015		●	○	○	C	I	1,25	178		
	624000		- 12.2015	also fits 4motion also fits R-Line	○	2500	100	1,25	466	756697	7	11.2007 - 12.2015		●	○	○	G	G	1	170		
	491400		- 12.2015	also fits 4motion also fits R-Line	●	2500	100	1,25	350													
	491300		- 12.2015	also fits 4motion also fits R-Line	○	2500	100	1,25	183													
TIGUAN Closed Off-Road Vehicle (AD1, BT1) 2016-	618800		-		○	2500	100	1,25	798	701508	13	04.2016 -	also fits Allspace	●	○	○	C	F	3	222		
	624000		-	also fits R-Line also fits vehicles with "smart opener system"		2500	100	1,25	466	701507	7	04.2016 -	also fits Allspace	●	○	○	G	G	2	197		
	618600		-	also fits R-Line also fits vehicles with "smart opener system"		2500	100	1,25	234													
TOUAREG Closed Off-Road Vehicle (7LA, 7L6, 7L7) 2002-2013	359000		- 11.2004	for vehicles without spare wheel on the rear door	●	3500	140	1,25	263	756618	13	11.2002 - 03.2010		●	No	S	C	I	1,25	178		
	449000		12.2004 -	for vehicles without spare wheel on the rear door	●	3500	140	1,25	286	756617	7	11.2002 - 03.2010		●	○	G	G	0,75	170			
	469100		-	for vehicles without spare wheel on the rear door		3500	140	1,25	449													
TOUAREG Closed Off-Road Vehicle (7P5, 7P6) 2010-2018	469100		-	not for R-Line for vehicles without spare wheel on the rear door	●	3500	140	1,25	449	756798	13	04.2010 -		●	○	○	C	I	1,25	170		
	449000		-	not for R-Line for vehicles without spare wheel on the rear door	●	3500	140	1,25	286	756797	7	04.2010 -		●	○	○	G	G	0,75	165		

Vehicle data	Towbar data										Wiring kit data										
VW																					
TOURAN MPV (1T1, 1T2) 2003-2010	456700		- 09.2006	fits also for LPG system bumper cover plate included	•	1800	75	1,25	350	756608	13	-		•	○	○	C	I	1,25	203	
	622400		10.2006 -	fits also for LPG system	○	1800	75	1,25	428	756607	7	-		•	○	○	G	G	0,75	178	
	480600		10.2006 -	fits also for LPG system	•	1800	75	1,25	357	756598	13	-		•	○	○	C	I	1,25	203	
	356600		-	fits also for LPG system	•	1500	75	1,25	186												
TOURAN MPV (1T3) 2010-2015	622400		-	fits also for LPG system also fits BlueMotion also fits Cross	○	1800	75	1,25	428	756608	13	-		•	○	○	C	I	1,25	203	
	480600		-	fits also for LPG system also fits BlueMotion also fits Cross	•	1800	75	1,25	357	756607	7	-		•	○	○	G	G	0,75	178	
	356600		-	fits also for LPG system also fits BlueMotion also fits Cross	•	1500	75	1,25	186	756598	13	-		•	○	○	C	I	1,25	203	
	608800		-	not for R-Line		1800	80	1,25	351	701508	13	09.2015 -		•	○	○	C	F	3	222	
608700		-			1800	80	1,25	186	701507	7	09.2015 -		•	○	○	G	G	2	197		
TRANSPORTER / CARAVELLE Bus Mk IV (70B, 70C, 7DB, 7DK, 70J, 70K, 7DC, 7DJ) 1990-2003	266900		01.1996 -	not for V6 also fits 4motion		2500	100	1,25	208			-									
TRANSPORTER / CARAVELLE Bus Mk V (7HB, 7HJ, 7EB, 7EJ, 7EF, 7EG, 7HF, 7EC) 2003-2015	468400		-	also fits 4motion		2800	120	1,75	361	756637	7	05.2003 - 09.2009			No	•	G	G	0,75	187	
	426900		-	also fits 4motion for vehicles without park distance control		2800	120	1,75	193	756738	13	10.2009 -	for vehicles with and without prepared connector for wiring kit	•	○	○	C	F	0,75	233	
	437100		-	also fits 4motion for vehicles without park distance control		2800	120	1,75	194	756737	7	10.2009 -	for vehicles with and without prepared connector for wiring kit	•	○	○	G	G	0,75	187	
TRANSPORTER / CARAVELLE Bus Mk VI (SGB, SGG, SGJ) 2015-	606000		-	also fits 4motion		2800	120	1,5	413	756738	13	06.2015 -	for vehicles with and without prepared connector for wiring kit	•	○	○	C	F	1	233	
	468400		-	also fits 4motion also fits California		2800	120	1,75	361	756737	7	06.2015 -	for vehicles with and without prepared connector for wiring kit	•	○	○	G	G	1	187	
	426900		-	also fits 4motion		2800	120	1,75	193												
	437100		-	also fits 4motion		2800	120	1,75	194												

Vehicle data	Towbar data								Wiring kit data												
VW TRANSPORTER Platform/Chassis Mk V (7JD, 7JE, 7JL, 7JY, 7JZ, 7FD, 7FE, 7FL, 7FY, 7FZ) 2003-2015	404200		-	also fits 4motion			2800	120	1,25	330	756738	13	10.2009 -	for vehicles with and without prepared connector for wiring kit	●	○	○	C	F	0,75	233
											756737	7	10.2009 -	for vehicles with and without prepared connector for wiring kit	●	○	○	G	G	0,75	187
TRANSPORTER Platform/Chassis Mk VI (SFD, SFE, SFL, SFZ) 2015-	404200		-	also fits 4motion			2800	120	1,25	330	756738	13	10.2009 -	for vehicles with and without prepared connector for wiring kit	●	○	○	C	F	0,75	233
											756737	7	10.2009 -	for vehicles with and without prepared connector for wiring kit	●	○	○	G	G	0,75	187
TRANSPORTER Van Mk IV (70A, 70H, 7DA, 7DH) 1990-2003	266900		01.1996 -	not for V6 also fits 4motion			2500	100	1,25	208			-								
TRANSPORTER Van Mk V (7HA, 7HH, 7EA, 7EH) 2003-	468400		-	also fits 4motion			2800	120	1,75	361	756637	7	05.2003 - 09.2009			No	●	G	G	0,75	187
	426900		-	also fits 4motion for vehicles without park distance control			2800	120	1,75	193	756738	13	10.2009 -	for vehicles with and without prepared connector for wiring kit	●	○	○	C	F	0,75	233
	437100		-	also fits 4motion for vehicles without park distance control			2800	120	1,75	194	756737	7	10.2009 -	for vehicles with and without prepared connector for wiring kit	●	○	○	G	G	0,75	187
TRANSPORTER Van Mk VI (SGA, SGH) 2015-	606000		-	also fits 4motion			2800	120	1,5	413	756738	13	06.2015 -	for vehicles with and without prepared connector for wiring kit	●	○	○	C	F	0,75	233
	468400		-	also fits 4motion			2800	120	1,75	361	756737	7	06.2015 -	for vehicles with and without prepared connector for wiring kit	●	○	○	G	G	0,75	187
	426900		-	also fits 4motion			2800	120	1,75	193											
	437100		-	also fits 4motion			2800	120	1,75	194											
T-ROC Closed Off-Road Vehicle (A11) 2017-	647300		-		○		1900	80	1	388	701508	13	04.2016 -	also fits Allspace	●	○	○	C	F	3	222
	647200		-				1900	80	1	214	701507	7	04.2016 -	also fits Allspace	●	○	○	G	G	2	197

General conditions of sale

CLAUSE 1. APPLICABILITY

- 1.1 These General Conditions shall apply to all inquiries, offers and Agreements in which one or more of the subsidiaries and/or participations of Brink Towing Systems B.V. (hereinafter called "Brink") act or acts as a seller of goods.
- 1.2 Variations to these General Conditions may only be agreed upon in writing.
- 1.3 Any other general conditions, irrespective of the name given thereto, of the contracting party of Brink (hereinafter called "the Other Party") shall not apply.

CLAUSE 2. OFFERS

- 2.1 Offers by Brink, as well as other information contained in price lists and other documentation materials, such as prices, dimensions, colours and other specifications, shall be without engagement and shall be subject to changes, unless the contrary shows from the relative documents.
- 2.2 In the event that the Other Party does not accept an offer of Brink, it shall forthwith return to Brink the offer and all accompanying documentation.
- 2.3 Brink shall be entitled to charge to the Other Party the expenses involved with (the making of) an offer, provided that Brink has notified the Other Party thereof in writing in advance.

CLAUSE 3. AGREEMENTS

- 3.1 If the Other Party on the basis of an irrevocable offer of Brink places a written order, the Agreement shall be concluded at the moment the order is received by Brink.
- 3.2 In the event that a written order by the Other Party is not preceded by an offer of Brink, or follows an offer of Brink that is without engagement, then the Agreement is concluded at the moment that either the written confirmation of order is sent by Brink, or Brink commences the performance of the Agreement.
- 3.3 If and in so far as the procedure as referred to in the paragraphs 1 and 2 of this Clause takes place by means of EDI (Electronic Data Interchange) or fax, the EDI and fax messages shall be deemed equal to written documents.
- 3.4 When agreement is reached as described in the subclause above, this implies that the other party waives any right to apply its own terms and conditions.

CLAUSE 4. PRICES

- 4.1 The prices shall be stated in Euro's, exclusive of VAT, and shall be based on the delivery condition laid down in Clause 5 paragraph 2 hereof.
- 4.2 If there is an increase of one or more factors that determine the price, such as purchase prices, prices of materials or parts, labour costs,

charges, taxes, currency exchange rates and the like after the conclusion of the Agreement but before delivery, Brink shall be entitled to adapt the sales prices accordingly.

- 4.3 Brink shall notify the Other Party as soon as possible in writing of the prices adapted pursuant to paragraph 2 of this Clause.
- 4.4 If the increase in price amounts to more than 10% of the original price, the Other Party shall be entitled to terminate the Agreement in writing within seven days after receipt of the aforementioned notification, unless this would be obviously unreasonable in view of the circumstances. Termination of the Agreement pursuant to this Clause shall give none of the parties the right to claim reimbursement of any damage suffered.

CLAUSE 5. DELIVERY

- 5.1 The interpretation of the delivery conditions shall be governed by the "Incoterms", 1990 edition, as issued by the International Chamber of Commerce in Paris.
- 5.2 Delivery shall be made ex works, unless otherwise agreed.
- 5.3 The agreed periods of delivery shall under no circumstances be considered as being of the essence to the Agreement.
- 5.4 Brink shall do all that is reasonably possible to realize the delivery within the agreed term of delivery. As soon as Brink has knowledge of facts and/or circumstances that render the delivery within the agreed term impossible, it shall as soon as possible notify the Other Party thereof while stating the prospective new term of delivery.
- 5.5 If the obstruction of the performance as referred to in the previous paragraph continues for a period longer than three months after the term of delivery originally agreed, the Other Party shall be entitled to terminate the Agreement by means of a registered letter, without the parties being held toward each other to pay any damages.
- 5.6 If Brink for the purposes of execution of the Agreement needs information and/or documentation of the Other Party and/or third parties, or if certain formalities are to be fulfilled, the term of delivery shall start to run at the moment that all information and/or documentation is in the possession of Brink and/or all formalities have been fulfilled.
- 5.7 Brink shall have the right to make deliveries in parts.
- 5.8 If the Other Party fails to receive the goods at the time agreed, the risk with respect to the goods shall devolve from Brink upon the Other Party at the moment that the Other Party is in default, and Brink shall store and insure the goods for a reasonable period thereafter, all this at the expense and at the risk of the Other Party.

CLAUSE 6. OWNERSHIP

- 6.1 The ownership of the goods shall devolve from Brink upon the Other Party only after the Other Party shall have paid to Brink the purchase price and all that the Other Party shall be due to Brink under any purchase Agreement, as well as pursuant to claims (if any) resulting from its failure to perform its obligations under such Agreement(s).
- 6.2 The Other Party shall not be allowed to alienate, encumber, or establish any restricted right on the goods delivered to it under the retention of ownership, nor shall it in any other way dispose thereof in violation of the ownership retention, other than within the framework of its normal conduct of business.
- 6.3 In the event that the Other Party fails to perform its obligations under the Agreement, it shall by force of law be in default, and Brink shall - without prejudice to the provisions laid down in Clause 14 - be entitled without any further notification of default being required, to take back all goods on which an ownership retention rests. The Other Party shall give Brink the opportunity to do the same, and shall grant Brink access to the place(s) where the goods are located.

CLAUSE 7. PAYMENT

- 7.1 Payment shall at the option of Brink either be made cash on delivery, or within 30 days after delivery.
- 7.2 The payments made by the Other Party shall in the first place be used to pay any expenses and interests due, and secondly to pay the outstanding invoices that are overdue the longest (if any), even in the event that the Other Party states that the payment relates to an invoice of a later date.
- 7.3 In the event that the Other Party fails to pay in time, it shall by force of law be in default without any further notification of default being required, and it shall be held to pay the statutory interest increased with 2 % over the amount due for the duration of the default.
- 7.4 All in and out of court expenses that Brink has to make in order to recover its claim(s) on the Other Party shall completely be at the expense of the Other Party. The out of court expenses shall be established at 15 % of the outstanding amount with a minimum of Euro 250.--.
- 7.5 Brink shall be entitled in cases to be determined in its discretion, by way of security for the performance of the obligations of the Other Party under the Agreement:
 - to deliver the goods cash on delivery exclusively;
 - to demand advance payment in full or in part;
 - to demand that the Other Party shall arrange that a credit institution that is acceptable for Brink grants an irrevocable and unconditional bank guarantee.

General conditions of sale

- 7.6 The expenses to be made in respect of the provisions laid down in paragraph 5 of this Clause shall be borne by the Other Party.
- 7.7 The Other Party shall not be allowed to set off claims it has on Brink with claims Brink has on the Other Party and/or to suspend payment obligations.

CLAUSE 8. ANCILLARY MATERIALS

- 8.1 The estimates, catalogues, pictures, drawings, specifications and other documents given at the disposal of the Other Party by Brink, as well as all models, moulds, matrices, stamps, tools and other ancillary materials used by Brink in carrying out the Agreement, including the ancillary materials that are bought or manufactured by Brink especially on behalf of the delivery to the Other Party, shall at all times remain the property of Brink.
- 8.2 The Other Party shall with respect to the documents and ancillary materials given at its disposal be obliged at its own expense:
- to mark them the same as the recognizable property of Brink;
 - to keep them in a good condition;
 - to insure them against all risks as long as it shall act as the custodian of the said ancillary materials;
 - to give them at the disposal of Brink at its first request.
- 8.3 The Other Party shall refrain from multiplying or copying the aforementioned documents or ancillary materials, from giving them at the disposal of third parties for inspection purposes, from handing the same over to third parties, from using them or having them used by or on behalf of and from transferring them to third parties, whether or not as a security, except with the previous consent in writing of Brink.

CLAUSE 9. TRANSFER OF RIGHTS AND OBLIGATIONS

Brink reserves the right to contract out to third parties the performance of its obligations under the Agreement entirely or in part.

CLAUSE 10. INDUSTRIAL AND INTELLECTUAL PROPERTY

- 10.1 If the Other Party has prescribed a specific construction, kind of material or working method, the Other Party shall indemnify Brink from and against any rights of third parties with respect to such construction, kind of material or working method, and it shall reimburse the damage suffered by Brink and/or third parties as a result thereof.
- 10.2 Brink herewith reserves all intellectual and industrial property rights with respect to the delivered goods - also in the event that these have been developed in cooperation with the Other Party - as well as with respect to the documents and ancillary materials described in Clause 8 paragraph 1.
- 10.3 At the first request of Brink, the Other Party shall provide its cooperation with respect to formalities that are required to establish

and/or to confirm the property rights referred to in the previous paragraph.

CLAUSE 11. SECRECY

- 11.1 The Other Party guarantees that it shall keep secret towards third parties all business information coming from Brink, that in any way whatsoever has come or has been brought to its knowledge.
- 11.2 The business agreement reached as a result of combined developments by Brink and the other party may not, without written permission by Brink, be used for the purposes of any third party.

CLAUSE 12. GUARANTEE

- 12.1 Brink guarantees that the delivered goods or parts thereof shall for the duration of a period of 12 months after delivery be free from defects that are the direct result of faulty materials, faulty construction or of manufacturing errors.
- 12.2 In contravention to the provisions laid down in paragraph 1 of the present Clause, the guarantee for goods bought by Brink from third parties or that were developed and/or manufactured by third parties as ordered by Brink, shall be limited to the guarantee that Brink shall be able to realize with these third parties.
- 12.3 An invocation of the guarantee shall only be considered by Brink if this is submitted to Brink in writing either within 14 days after the defect has been detected, or within 14 days after the defect could reasonably have been detected.
- 12.4 All claims with respect to guarantees shall lapse if:
- the Other Party without the prior consent of Brink makes alterations to or repairs the delivered goods or lets third parties do the same;
 - the delivered goods are injudiciously used and/or used for other purposes than the original, normal purposes;
 - the user manual, or the mounting or assembly instructions have not strictly been adhered to;
 - with the mounting or assembly other parts than the original (and delivered) Brink parts have been used;
 - the defect is the result of other causes than faulty materials, faulty construction or manufacturing errors;
 - delivery of used (second hand) materials, parts or goods has been agreed;
 - the Other Party fails to perform obligations arising from the Agreement;
 - there are prescribed constructions, materials or working methods that have been provided for or prescribed by the Other Party;
 - there is insufficient or incorrect maintenance, or no maintenance at all;
 - the defect is caused by normal wear.

- 12.5 Minor deviations as to measure, colour, weight or number shall constitute no reason for an invocation of guarantee.
- 12.6 The expenses with respect to repairs to the delivered goods carried out without the prior consent of Brink by the Other Party itself or carried out by third parties at the order of the Other Party, shall under no circumstances be borne by Brink.
- 12.7 Brink under its obligations of guarantee shall only be held to repair or replace at its expense the goods delivered by it or parts thereof within The Netherlands. Brink reserves the right to charge any additional costs, such as travelling and lodging expenses, labour costs, shipment expenses and (dis)assembly costs to the Other Party.
- 12.8 If Brink for the purposes of performing its guarantee obligation delivers goods or parts thereof anew, the replaced goods or parts shall become the property of Brink at the moment of replacement.
- 12.9 Returned shipments shall exclusively be accepted after the prior consent in writing by Brink. The returning of shipments shall take place at the expense and risk of the Other Party.

CLAUSE 13. LIABILITY

- 13.1 Brink shall exclusively be liable for damage on the part of the Other Party and/or third parties if and in so far as the damage is the direct and immediate consequence of the execution of the Agreement by Brink.
- 13.2 Brink shall in no way whatsoever be liable towards the Other Party and/or third parties for any form of indirect damage, including (without limitation) loss of profits or income, the suffering of losses including loss of production, expenses of stagnation or delay, penalties or deductions and all payments to third parties.
- 13.3 The liability of Brink pursuant to the present Clause shall be limited to the amount for which Brink has covered its liability by insurances at the most, unless the Other Party proves that the damage is the result of gross culpability, gross negligence, or malice on the part of Brink.
- 13.4 Brink is in no respect liable for products that are directly or indirectly sold and/or used in the United States and/or Canada.
- 13.5 The Other Party shall indemnify Brink from and against all claims of third parties for reimbursement of damages for which Brink is not liable under the preceding paragraphs of the present Clause.
- 13.6 The Other Party shall inform Brink as soon as possible in writing of claims for damages as described in the present Clause.

General conditions of sale

- 13.7 Brink is not responsible for damages directly or indirectly resulting from incorrect assembly, which is understood to mean the use of inappropriate tools, methods of assembly other than those prescribed and the incorrect interpretation of the assembly instructions provided.

CLAUSE 14. CANCELLATION

- 14.1 In the event of a failure on the part of the Other Party to perform its obligations arising from the Agreement or from any Agreements arising therefrom, as well as in the event of its bankruptcy, if it is granted a suspension of payments (or if it has lodged an application thereto), and in the event of closing down, liquidation or take over of, or any comparable circumstance with respect to the enterprise of the Other Party, it shall be in default by force of the law. In that event Brink shall have the right unilaterally and completely or partially to cancel the Agreement without any notification of default being required and without interference of the court, by means of a registered letter to the Other Party, and/or to suspend its obligations under the Agreement, without Brink being held to pay any damages, and without prejudice to any further rights accruing to Brink, including the right of Brink on full reimbursement of damages suffered.
- 14.2 All claims that Brink in these events may have on the Other Party or may have on the Other Party in the future shall immediately and completely be due en payable.

CLAUSE 15. GOVERNING LAW, DISPUTES

- 15.1 The Agreement and any further Agreements arising therefrom shall exclusively be governed by the laws of The Netherlands. The United Nations Convention on Contracts for the International Sale of Goods (the so-called Vienna Sales Convention of 1980) shall not apply to the aforementioned Agreements.
- 15.2 Any disputes (including such that are considered to be disputes by one of the parties only) arising in connection with this Agreement or the Agreements arising therefrom between the parties shall at the option of Brink either be submitted for settlement to arbitrators, appointed and giving awards in compliance with the Arbitration Rules of The Netherlands Arbitration Institute (Reglement van het Nederlands Arbitrage Instituut (N.A.I.)) in Rotterdam (The Netherlands), or be submitted for settlement to the competent court in the District of Zwolle (The Netherlands).
- 15.3 Arbitration shall take place subject to the following provisions.
- The arbitral tribunal shall consist of three arbitrators.
 - The arbitration shall take place in Zwolle (The Netherlands).
 - The proceedings shall be conducted in the Dutch language.

CLAUSE 16. FINAL PROVISIONS

- 16.1 If and in so far as the Agreement (also) includes the performance of installation or mounting activities by Brink, the General Conditions for Installation Companies (Algemene Voorwaarden Installerende Bedrijven (ALIB '92)) shall apply, with the exclusion of the present General Conditions.
- 16.2 The present General Conditions originally were drawn up in the Dutch language. In the event of any unclarities or differences in interpretation and/or explanation of a translated version of these General Conditions, the Dutch text shall at all times prevail.

These general terms of sale, delivery and payment have been filed at the Chamber of Commerce and Industry in Zwolle in July 2000.

Brink Towing Systems LTD
Unit 7 Centrovell Industrial Estate, Caldwell RD
Nuneaton, Warwickshire, CV11 4NG, England
T 02476 355810
F 02476 352024
salesin.box@brink.eu
www.brink.eu



BRiNK[®]

Your perfect fit
brink.eu