

TABLE OF CONTENTS

Alamo Group (TX), Inc.....2

Case IH North America.....201

Deere and Company.....3101



BUILT SHARPER[®]

WHOLEGOODS PRICING NJPA

National Joint Powers Alliance



Hydro Select Line
Effective February 15, 2011

Table of Contents

Prices Effective February 15, 2011

Insert Sheet

Wholegoods Sales, Order & Quote Form

Booms

Versa

17' Versa.....	2
20' Versa.....	5
23' Versa.....	8
Rear Mount	
17', 20' & 23' Mowers	11

Samurai

18' Samurai	13
22' Samurai	15
25' Samurai	17

Machete

18' Machete	20
22' Machete	22
25' Machete	23
Machete Front Mount	25

Axtreme

18' Axtreme.....	26
22' Axtreme.....	28
25' Axtreme.....	30
28' Axtreme.....	32

Maverick

24' Maverick	36
30' Maverick	37

Rotaries

60" Versa	40
72" Versa	42
10' Falcon	55
15' Falcon	56

Flails

60" & 74" Versa.....	44
Versa Pro Flail	46
74" & 88" Right-Hand Interstater	47
88" Rear Interstater	50
96" Rear Interstater	51
Interstater Dual-Wing.....	52

Turnkey Tractors Specifications

Turnkey Tractors.....	58
-----------------------	----

ALL PRICES AND SPECIFICATIONS ARE SUBJECT TO CHANGE WITHOUT NOTICE

17' VERSA BOOM

Articulated Boom Mower

F.O.B. Seguin, TX

STANDARD SPECIFICATIONS

- Welded Steel Plate Frame Braced to the Front Bolster & Rear Axle
- 60-Gallon Hydraulic Reservoir with 12-Micron Filtration
- 1300 lbs. Counterweight Tank Mounted
- 4" King Post with 3" Tapered Roller Bearings
- Inner Boom Arm 6"x6"x1/4" Steel Tubing
- Exterior Boom Arm 5"x5"x1/4" Steel Tubing
- 120° Horizontal Boom Swing
- Boom Reach: Up-19'6", Out-18'9", Down-8'9"
- Stacked Hydraulic Pump Rated @ 51 GPM @ 2500 PSI
- 4-Spool, Open Center, Tapered Positive Metering Valve
- Safety Cage (ROPS Unit Only)
- Axle-Mounted Boom Rest
- Mount Kit, 500# Wheel Weight & Polycarbonate Window Included in Base Price

HEAD SPECIFICATIONS

- 60" Boom-Axe Head
- 10-Gauge Deck with 1/4" Side Skirts
- Full-Length Replaceable Skid Shoes
- 4-1/2" Hardened Spindle
- 90 HP Motor Directly Splined to the Spindle
- 2-1/2"x5" Stacked Three-Leaf Blade Bar
- 5/8"x5" Blades, 360° Swing
- Front/Rear Deflectors
- Standard (1) year limited parts and labor warranty.

PRODUCT ORDER CODE	DESCRIPTION	APPRX. WEIGHT		LIST PRICE
17' VERSA BOOM BASE UNIT (One Choice Required)				
04951001	17' Versa-Boom w/Cable Remote	3800		31,327
04953001	17' Versa-Boom w/Joystick	3850		39,290
MOWER HEAD (One Choice Required) <i>See Next Page For Extra Mower Head Options</i>				
02974676	60" Boom-Axe with Bar	820		9,883
02974680	50" Boom-Axe with Pan	810		10,136
02974681	50" Boom-Axe with Bar	750		9,649
02970299	48" Flail Axe	700		11,571
02963870	60" SHD Flail	760		10,732
02974204	90" Buzzbar Head	1098		15,225
02979250	69" Buzzbar Head	705		12,799
02979266	48" Buzzbar Head	550		10,262
02972145	5' Timbercat	440		11,354
02972146	7' Timbercat	520		12,090
02985350	Ditcher Head (Hitch-Post Mounted)	0		11,898
MOUNT KIT (One Choice Required) <i>See Mount Kit Page for Descriptions & Part Numbers</i>				
See Mount Kit Options				
OPTIONS				
02897300	Additional Versa-Boom Operators and Parts Manual			45
02976534	Quick Hitch Kit* - SEE NOTE ON NEXT PAGE			2,635
02976535	Hydraulic Kit for Quick Hitch Head** - SEE NOTE ON NEXT PAGE			450
02964297	Extreme Service Extension Arm for Versa Mower/Flail Interchange			3,306
02975647	Flail-Axe Jack Stand Kit*** - SEE NOTE ON NEXT PAGE			269
02977500	60" Grass Flail Jack Stand Kit			245
02963038	Mounting Labor & Oil			6,468
02791800	Special Mower Paint			1,116
02968967	Special Tractor Paint			4,976
02959639	Caster Wheel Kit, Super Heavy Duty Flail			1,401
02966905	Accumulator Kit Option			1,264

PRICING CONTINUED ON NEXT PAGE



Wholegoods Department
(800) 882-5762

Prices Effective Feb. 15, 2011

17' VERSA BOOM

Articulated Boom Mower - PRICING CONTINUED

PRODUCT ORDER CODE	DESCRIPTION	APPRX. WEIGHT	LIST PRICE
<i>OPTIONS - CONTINUED</i>			
02982874	Pump Guard Kit		396
02982767	Replacement Battery (Factory Mount Only)		177
02981109	Rear ROPS Screen Kit		393
02980652	Pump Guard Kit		396
02980929	Aluminum ROPS Canopy		962
02981353	Pump Guard Kit		396
02982874	Pump Guard Kit		396
02982767	Replacement Battery (Factory Mount Only)		177
02981109	Rear ROPS Screen Kit		393
02980652	Pump Guard Kit		396
02980929	Aluminum ROPS Canopy		962
02977499	Rear Cab Screen Kit		692
02979486	Rear ROPS Screen Kit		393
02979080	Pump Guard Kit		396
02976333	Aluminum ROPS Canopy		962
02977499	Rear Cab Screen Kit		692
02979080	Pump Guard Kit		396
02976500	Wheel Weight Adapter Kit (34" Flanged Axle)		408
02978473	Whl Wt Adapter Kit (38" Flanged Axle)		408
02978103	Whl Wt Adapter (38" Rack & Pinion)		408
02975805	Kit, Joystick Retro-Fit/Field Installed		11,062
02976671	Additional 408 lbs. Wheel Weight Kit for 1300 lbs. Weight		1,473
02976670	Additional 680 lbs. Wheel Weight Kit for 1300 lbs. Weight		2,184
00889899	Additional 12 Month Warranty		2,526

* Includes all components to convert boom and (1) head to Quick Hitch

** Required to convert additional heads to Quick Hitch

*** Required to level Flail-Axe for Quick Hitch



Wholegoods Department
(800) 882-5762

17' VERSA BOOM

MOUNT KIT OPTIONS

PRODUCT ORDER CODE	MODEL	MAXIMUM TIRE SIZE	
		FRONT	REAR
02982098	Cab/2&4wd (Cable Remote/Fender Tank)	12.4-24	18.4-30
02984094	Cab/2&4wd (Joystick/Fender Tank)	12.4-24	18.4-30
02982228	Cab/2wd (Cable Remote/Fender Tank)	10.00-16	18.4-34
02981898	Cab/2wd (Joystick/Fender Tank)	10.00-16	18.4-34
02982809	Cab/4wd (Cable Remote/Fender Tank)	12.4-24	18.4-30
02981137	Cab/2&4wd (Cable Remote/Fender Tank)	12.4-24	18.4-34
02982226	Cab/2&4wd (Joystick/Fender Tank)	12.4-24	18.4-34
02984650	ROPS/2&4wd (Fender Tank)	12.4-24	18.4-34
02980259	Cab/2&4wd (Cable Remote/Fender Tank)	12.4-24	18.4-30
02982098	Cab/2&4wd (Cable Remote/Fender Tank)	12.4-24	18.4-30
02984094	Cab/2&4wd (Joystick/Fender Tank)	12.4-24	18.4-30
02982228	Cab/2wd (Cable Remote/Fender Tank)	10.00-16	18.4-34
02981898	Cab/2wd (Joystick/Fender Tank)	10.00-16	18.4-34
02982809	Cab/4wd (Cable Remote/Fender Tank)	12.4-24	18.4-30
02981137	Cab/2&4wd (Cable Remote/Fender Tank)	12.4-24	18.4-30
02982226	Cab/2&4wd (Joystick/Fender Tank)	12.4-24	18.4-30
02984650	ROPS/2&4wd (Fender Tank)	12.4-24	18.4-34
02983913	Cab/2&4wd (Cable Remote/Fender Tank)	11.2-24	16.9-30
02983243	Cab/2&4wd (Joystick/Fender Tank)	11.2-24	16.9-30
02979218	Cab/2&4wd (Cable Remote/Mid-Mt Tank)	12.4-24	18.4-34
02981500	Cab/2&4wd (Cable Remote/Fender Tank)	12.4-24	18.4-34
02981036	Cab/2&4wd (Joystick/Mid-Mt Tank)	12.4-24	18.4-34
02980731	ROPS/2&4wd (Mid-Mt Tank)	12.4-24	18.4-34
02979218	Cab/2&4wd (Cable Remote/Mid-Mt Tank)	12.4-24	18.4-34
02981500	Cab/2&4wd (Cable Remote/Fender Tank)	12.4-24	18.4-34
02979290	Cab/2&4wd (Joystick/Mid-Mt Tank)	12.4-24	18.4-34
02980731	ROPS/2&4wd (Mid-Mt Tank)	12.4-24	18.4-34
02979858	Cab/2&4wd (Cable Remote/Mid-Mt Tank)	13.6-24	18.4-34
02979925	Cab/2&4wd (Joystick/Mid-Mt Tank)	13.6-24	18.4-34
02979858	Cab/2&4wd (Cable Remote/Mid-Mt Tank)	13.6-28	18.4-34
02979925	Cab/2&4wd (Joystick/Mid-Mt Tank)	13.6-28	18.4-34

All Mount Kits listed will include axle-mounted Boom Rest. Standard Cage for ROPS Tractors Only.



Wholegoods Department
(800) 882-5762

20' VERSA BOOM

Articulated Boom Mower

F.O.B. Seguin, TX

STANDARD SPECIFICATIONS

- Welded Steel Plate Frame Braced to the Front Bolster & Rear Axle
- 60-Gallon Hydraulic Reservoir with 12-Micron Filtration
- 1300 lbs. Counterweight Tank Mounted
- 4" King Post with 3" Tapered Roller Bearings
- Inner Boom Arm 6"x6"x1/4" Steel Tubing
- Exterior Boom Arm 5"x5"x1/4" Steel Tubing
- 120° Horizontal Boom Swing
- Boom Reach: Up-20'3", Out-21', Down-12'11"
- Stacked Hydraulic Pump Rated @ 51 GPM @ 2500 PSI
- 4-Spool, Open Center, Tapered Positive Metering Valve
- Safety Cage (ROPS Unit Only)
- Axle-Mounted Boom Rest
- Mount Kit, 1,300# Wheel Weight & Polycarbonate Window Included in Base Price

HEAD SPECIFICATIONS

- 60" Boom-Axe Head
- 10-Gauge Deck with 1/4" Side Skirts
- Full-Length Replaceable Skid Shoes
- 4-1/2" Hardened Spindle
- 90 HP Motor Directly Splined to the Spindle
- 2-1/2"x5" Stacked Three-Leaf Blade Bar
- 5/8"x5" Blades, 360° Swing
- Front/Rear Deflectors
- Standard (1) year limited parts and labor warranty.

PRODUCT ORDER CODE	DESCRIPTION	APPRX. WEIGHT		LIST PRICE
20' VERSA BOOM BASE UNIT (One Choice Required)				
04951005	20' Versa-Boom with Cable Remote	4000		33,351
04953005	20' Versa-Boom with Joystick	4050		40,798
MOWER HEAD (One Choice Required) <i>See Next Page For Extra Mower Head Options</i>				
02974676	60" Boom-Axe with Bar	820		9,883
02974680	50" Boom-Axe with Pan	810		10,136
02974681	50" Boom-Axe with Bar	750		9,649
02970299	48" Flail Axe	700		11,571
02963870	60" SHD Flail	760		10,732
02974204	90" Buzzbar Head	1098		15,225
02979250	69" Buzzbar Head	705		12,799
02979266	48" Buzzbar Head	550		10,262
02972145	5' Timbercat	440		11,354
02972146	7' Timbercat	520		12,090
02215421	Ditcher Head (Boom Mounted to Lift Section)	600		11,898
02215422	Ditcher Head - Reverse Rotation (Boom Mounted to Lift Section)	600		11,898
02985350	Ditcher Head (Hitch-Post Mounted)	0		11,898
MOUNT KIT (One Choice Required) <i>See Mount Kit Page for Descriptions and Part Numbers</i>				
			<i>See Mount Kit Options</i>	
OPTIONS				
02897300	Additional Versa-Boom Operators and Parts Manual			45
02976534	Quick Hitch Kit* - SEE NOTE ON NEXT PAGE			2,635
02976535	Hydraulic Kit for Quick Hitch Head** - SEE NOTE ON NEXT PAGE			450
02964297	Extreme Service Extension Arm for Versa Mower/Flail Interchange			3,306
02975647	Flail-Axe Jack Stand Kit*** - SEE NOTE ON NEXT PAGE			269
02977500	60" Grass Flail Jack Stand Kit			245
02963038	Mounting Labor & Oil			6,468
02791800	Special Mower Paint			1,116
02968967	Special Tractor Paint			4,976
02959639	Caster Wheel Kit, Super Heavy Duty Flail			1,401
02966905	Accumulator Kit Option			1,264

PRICING CONTINUED ON NEXT PAGE



Wholegoods Department
(800) 882-5762

20' VERSA BOOM

Articulated Boom Mower - PRICING CONTINUED

PRODUCT ORDER CODE	DESCRIPTION	APPRX. WEIGHT		LIST PRICE
OPTIONS - CONTINUED				
02982874	Pump Guard Kit			396
02982767	Replacement Battery (Factory Mount Only)			177
02981109	Rear ROPS Screen Kit			393
02980652	Pump Guard Kit			396
02980929	Aluminum ROPS Canopy			962
02981353	Pump Guard Kit			396
02982874	Pump Guard Kit			396
02982767	Replacement Battery (Factory Mount Only)			177
02981109	Rear ROPS Screen Kit			393
02980652	Pump Guard Kit			396
02980929	Aluminum ROPS Canopy			962
02977499	Rear Cab Screen Kit			692
02979486	Rear ROPS Screen Kit			393
02979080	Pump Guard Kit			396
02976333	Aluminum ROPS Canopy			962
02977499	Rear Cab Screen Kit			692
02979080	Pump Guard Kit			396
02976500	Wheel Weight Adapter Kit (34" Flanged Axle)			408
02978473	Whl Wt Adapter Kit (38" Flanged Axle)			408
02978103	Whl Wt Adapter (38" Rack & Pinion)			408
02975805	Kit, Joystick Retro-Fit/Field Installed			11,062
02976671	Additional 408 lbs. Wheel Weight Kit for 1300 lbs. Weight			1,473
02976670	Additional 680 lbs. Wheel Weight Kit for 1300 lbs. Weight			2,184
00889899	Additional 12 Month Warranty			2,526

* Includes all components to convert boom and (1) head to Quick Hitch

** Required to convert additional heads to Quick Hitch

*** Required to level Flail-Axe for Quick Hitch



Wholegoods Department
(800) 882-5762

20' VERSA BOOM MOUNT KIT OPTIONS

PRODUCT ORDER CODE	MODEL	MAXIMUM TIRE SIZE	
		FRONT	REAR
02982098	Cab/2&4wd (Cable Remote/Fender Tank)	12.4-24	18.4-30
02984094	Cab/2&4wd (Joystick/Fender Tank)	12.4-24	18.4-30
02982228	Cab/2wd (Cable Remote/Fender Tank)	10.00-16	18.4-34
02981898	Cab/2wd (Joystick/Fender Tank)	10.00-16	18.4-34
02982809	Cab/4wd (Cable Remote/Fender Tank)	12.4-24	18.4-30
02981137	Cab/2&4wd (Cable Remote/Fender Tank)	12.4-24	18.4-34
02982226	Cab/2&4wd (Joystick/Fender Tank)	12.4-24	18.4-34
02984650	ROPS/2&4wd (Fender Tank)	12.4-24	18.4-34
02980259	Cab/2&4wd (Cable Remote/Fender Tank)	12.4-24	18.4-30
02982098	Cab/2&4wd (Cable Remote/Fender Tank)	12.4-24	18.4-30
02984094	Cab/2&4wd (Joystick/Fender Tank)	12.4-24	18.4-30
02982228	Cab/2wd (Cable Remote/Fender Tank)	10.00-16	18.4-34
02981898	Cab/2wd (Joystick/Fender Tank)	10.00-16	18.4-34
02982809	Cab/4wd (Cable Remote/Fender Tank)	12.4-24	18.4-30
02981137	Cab/2&4wd (Cable Remote/Fender Tank)	12.4-24	18.4-30
02982226	Cab/2&4wd (Joystick/Fender Tank)	12.4-24	18.4-30
02984650	ROPS/2&4wd (Fender Tank)	12.4-24	18.4-34
02979218	Cab/2&4wd (Cable Remote/Mid-Mt Tank)	12.4-24	18.4-34
02981500	Cab/2&4wd (Cable Remote/Fender Tank)	12.4-24	18.4-34
02981036	Cab/2&4wd (Joystick/Mid-Mt Tank)	12.4-24	18.4-34
02980731	ROPS/2&4wd (Mid-Mt Tank)	12.4-24	18.4-34
02979218	Cab/2&4wd (Cable Remote/Mid-Mt Tank)	12.4-24	18.4-34
02981500	Cab/2&4wd (Cable Remote/Fender Tank)	12.4-24	18.4-34
02979290	Cab/2&4wd (Joystick/Mid-Mt Tank)	12.4-24	18.4-34
02980731	ROPS/2&4wd (Mid-Mt Tank)	12.4-24	18.4-34
02979858	Cab/2&4wd (Cable Remote/Mid-Mt Tank)	13.6-24	18.4-34
02979925	Cab/2&4wd (Joystick/Mid-Mt Tank)	13.6-24	18.4-34
02979858	Cab/2&4wd (Cable Remote/Mid-Mt Tank)	13.6-28	18.4-38
02979925	Cab/2&4wd (Joystick/Mid-Mt Tank)	13.6-28	18.4-38

All Mount Kits listed will include axle-mounted Boom Rest. Standard Cage for ROPS Tractors Only.



Wholegoods Department
(800) 882-5762

23' VERSA BOOM

Articulated Boom Mower

F.O.B. Seguin, TX

STANDARD SPECIFICATIONS

- Welded Steel Plate Frame Braced to the Front Bolster & Rear Axle
- 60-Gallon Hydraulic Reservoir with 12-Micron Filtration
- 1300 lbs. Counterweight Tank Mounted
- 4" King Post with 3" Tapered Roller Bearings
- Inner Boom Arm 6"x6"x1/4" Steel Tubing
- Exterior Boom Arm 5"x5"x1/4" Steel Tubing
- 120° Horizontal Boom Swing
- Boom Reach: Up-20'3", Out-21', Down-12'11"
- Stacked Hydraulic Pump Rated @ 51 GPM @ 2500 PSI
- 4-Spool, Open Center, Tapered Positive Metering Valve
- Safety Cage (ROPS Unit Only)
- Axle-Mounted Boom Rest
- Mount Kit, 1,300# Wheel Weight & Polycarbonate Window Included in Base Price

HEAD SPECIFICATIONS

- 60" Boom-Axe Head
- 10-Gauge Deck with 1/4" Side Skirts
- Full-Length Replaceable Skid Shoes
- 4-1/2" Hardened Spindle
- 90 HP Motor Directly Splined to the Spindle
- 2-1/2"x5" Stacked Three-Leaf Blade Bar
- 5/8"x5" Blades, 360° Swing
- Front/Rear Deflectors
- Standard (1) year limited parts and labor warranty.

PRODUCT ORDER CODE	DESCRIPTION	APPRX. WEIGHT		LIST PRICE
23' VERSA BOOM BASE UNIT (One Choice Required)				
04051009	23' Versa-Boom w/Cable Remote	4,100		34,728
04953009	23' Versa-Boom w/Joystick	4,150		42,134
MOWER HEAD (One Choice Required) <i>See Next Page For Extra Mower Head Options</i>				
02974676	60" Boom-Axe with Bar	820		9,883
02974680	50" Boom-Axe with Pan	810		10,136
02974681	50" Boom-Axe with Bar	750		9,649
02970299	48" Flail Axe	700		11,571
02963870	60" SHD Flail	760		10,732
02974204	90" Buzzbar Head	1098		15,225
02979250	69" Buzzbar Head	705		12,799
02979266	48" Buzzbar Head	550		10,262
02972145	5' Timbercat	440		11,354
02972146	7' Timbercat	520		12,090
02215421	Ditcher Head (Boom Mounted to Lift Section)	600		11,898
02215422	Ditcher Head - Reverse Rotation (Boom Mounted to Lift Section)	600		11,898
02985350	Ditcher Head (Hitch-Post Mounted)	0		11,898
MOUNT KIT (One Choice Required) <i>See Mount Kit Page for Descriptions and Part Numbers</i>				
			See Mount Kit Options	
OPTIONS				
02897300	Additional Versa-Boom Operators and Parts Manual			45
02976534	Quick Hitch Kit* - SEE NOTE ON NEXT PAGE			2,635
02976535	Hydraulic Kit for Quick Hitch Head** - SEE NOTE ON NEXT PAGE			450
02964297	Extreme Service Extension Arm for Versa Mower/Flail Interchange			3,306
02975647	Flail-Axe Jack Stand Kit*** - SEE NOTE ON NEXT PAGE			269
02977500	60" Grass Flail Jack Stand Kit			245
02963038	Mounting Labor & Oil			6,468
02791800	Special Mower Paint			1,116
02968967	Special Tractor Paint			4,976
02959639	Caster Wheel Kit, Super Heavy Duty Flail			1,401
02966905	Accumulator Kit Option			1,264

PRICING CONTINUED ON NEXT PAGE



Wholegoods Department
(800) 882-5762

23' VERSA BOOM

Articulated Boom Mower - PRICING CONTINUED

PRODUCT ORDER CODE	DESCRIPTION	APPRX. WEIGHT		LIST PRICE
OPTIONS - CONTINUED				
02981109	Rear ROPS Screen Kit			393
02980652	Pump Guard Kit			396
02980929	Aluminum ROPS Canopy			962
02981109	Rear ROPS Screen Kit			393
02980652	Pump Guard Kit			396
02980929	Aluminum ROPS Canopy			962
02977499	Rear Cab Screen Kit			692
02979486	Rear ROPS Screen Kit			393
02979080	Pump Guard Kit			396
02976333	Aluminum ROPS Canopy			962
02977499	Rear Cab Screen Kit			692
02979080	Pump Guard Kit			396
02976500	Wheel Weight Adapter Kit (34" Flanged Axle)			408
02978473	Whl Wt Adapter Kit (38" Flanged Axle)			408
02978103	Whl Wt Adapter (38" Rack & Pinion)			408
02975805	Kit, Joystick Retro-Fit/Field Installed			11,062
02976671	Additional 408 lbs. Wheel Weight Kit for 1300 lbs. Weight			1,473
02976670	Additional 680 lbs. Wheel Weight Kit for 1300 lbs. Weight			2,184
00889899	Additional 12 Month Warranty			2,526

* Includes all components to convert boom and (1) head to Quick Hitch

** Required to convert additional heads to Quick Hitch

*** Required to level Flail-Axe for Quick Hitch



Wholegoods Department
(800) 882-5762

23' VERSA BOOM MOUNT KIT OPTIONS

PRODUCT ORDER CODE	MODEL	MAXIMUM TIRE SIZE	
		FRONT	REAR
02982228	Cab/2wd (Cable Remote/Fender Tank)	10.00-16	18.4-34
02981898	Cab/2wd (Joystick/Fender Tank)	10.00-16	18.4-34
02982809	Cab/4wd (Cable Remote/Fender Tank)	12.4-24	18.4-30
02981137	Cab/2&4wd (Cable Remote/Fender Tank)	12.4-24	18.4-34
02982226	Cab/2&4wd (Joystick/Fender Tank)	12.4-24	18.4-34
02984650	ROPS/2&4wd (Fender Tank)	12.4-24	18.4-34
02982228	Cab/2wd (Cable Remote/Fender Tank)	10.00-16	18.4-34
02981898	Cab/2wd (Joystick/Fender Tank)	10.00-16	18.4-34
02982809	Cab/4wd (Cable Remote/Fender Tank)	12.4-24	18.4-30
02981137	Cab/2&4wd (Cable Remote/Fender Tank)	12.4-24	18.4-30
02982226	Cab/2&4wd (Joystick/Fender Tank)	12.4-24	18.4-30
02984650	ROPS/2&4wd (Fender Tank)	12.4-24	18.4-34
02979218	Cab/2&4wd (Cable Remote/Mid-Mt Tank)	12.4-24	18.4-34
02981500	Cab/2&4wd (Cable Remote/Fender Tank)	12.4-24	18.4-34
02981036	Cab/2&4wd (Joystick/Mid-Mt Tank)	12.4-24	18.4-34
02980731	ROPS/2&4wd (Mid-Mt Tank)	12.4-24	18.4-34
02979218	Cab/2&4wd (Cable Remote/Mid-Mt Tank)	12.4-24	18.4-34
02981500	Cab/2&4wd (Cable Remote/Fender Tank)	12.4-24	18.4-34
02979290	Cab/2&4wd (Joystick/Mid-Mt Tank)	12.4-24	18.4-34
02980731	ROPS/2&4wd (Mid-Mt Tank)	12.4-24	18.4-34
02979858	Cab/2&4wd (Cable Remote/Mid-Mt Tank)	13.6-24	18.4-34
02979925	Cab/2&4wd (Joystick/Mid-Mt Tank)	13.6-24	18.4-34
02979858	Cab/2&4wd (Cable Remote/Mid-Mt Tank)	13.6-28	18.4-38
02979925	Cab/2&4wd (Joystick/Mid-Mt Tank)	13.6-28	18.4-38

All Mount Kits listed will include axle-mounted Boom Rest. Standard Cage for ROPS Tractors Only.



Wholegoods Department
(800) 882-5762

REAR MOUNT BOOMS

17', 20', & 23' Articulated Boom Mowers

F.O.B. Seguin, TX

STANDARD SPECIFICATIONS

- Welded Steel Plate Frame Mounted to the Rear Axle and Three-Point Hitch
- 60-Gallon Hydraulic Reservoir with 12 Micron Filtration
- 4" King Post with 3" Tapered Roller Bearings
- Inner Boom Arm 6"x 6" x 1/4" Steel Tubing
- Outer Boom Arm 5"x 5" x 1/4" Steel Tubing
- 120° Horizontal Boom Swing
- Boom Reaches:
 - 17: Up-19'6", Out- 18'9", Down- 8'9"
 - 20: Up-20'3", Out- 21', Down- 12'11"
 - 23: Up-22'10", Out- 22'4", Down- 15'6"
- Stacked Hydraulic Pump @ 51 GPM @ 2500 PSI
- 4-Spool, Open Center, Tapered Positive Metering Valve
- Safety Cage (ROPS Units ONLY)
- Tractor Req: Min. 5,000 lbs. with 65 HP rating
- Mount Kit & Polycarbonate Window Included in Base Price
- Front end weight to be supplied by the end user.

HEAD SPECIFICATIONS

- 60" Boom-Axe Head
- 10-Gauge Top Deck with 1/4" Side Skirts
- Full Length Replaceable Skid Shoes
- 4-1/2"x 9" Heat-Treated Alloy Spindle
- 101 HP Motor Direct-Coupled
- 2-1/2"x 5" Stacked Three-Leaf Blade Bar, T1 Steel
- 5/8"x 5" High-Alloy Steel Blade, 360° Swing
- Front & Rear Safety Deflectors & Gate
- Standard (1) year limited parts and labor warranty.

PRODUCT ORDER CODE	DESCRIPTION	APPRX. WEIGHT		LIST PRICE
REAR MOUNT BASE UNIT (One Choice Required)				
04912217	17' Rear-Mount Boom Assembly	6000		28,673
04912218	20' Rear-Mount Boom Assembly	6100		30,563
04912219	23' Rear-Mount Boom Assembly	6200		31,926
MOWER HEAD (One Choice Required)				
02974676	60" Boom-Axe with Bar	820		9,883
02974680	50" Boom-Axe with Pan	810		10,136
02974681	50" Boom-Axe with Bar	750		9,649
02970299	48" Flail Axe	700		11,571
02963870	60" SHD Flail	760		10,732
02974204	90" Buzzbar Head	1098		15,225
02979250	69" Buzzbar Head	705		12,799
02979266	48" Buzzbar Head	550		10,262
02972145	5' Timbercat	440		11,354
02972146	7' Timbercat	520		12,090
MOUNT KIT				
01	ROPS			
02	CAB			
03	CAB			
04	Universal (Dealer Must Modify)			
07	CAB			

PRICING CONTINUED ON NEXT PAGE



Wholegoods Department
(800) 882-5762

REAR MOUNT BOOMS

17', 20', & 23' Articulated Boom Mowers - PRICING CONTINUED

PRODUCT ORDER CODE	DESCRIPTION	APPRX. WEIGHT		LIST PRICE
OPTIONS - CONTINUED				
02924700	Additional Operators and Parts Manual			45
02976534	Quick Hitch Kit* - SEE NOTE BELOW			2,635
02976535	Hydraulic Kit for Quick Hitch Head** - SEE NOTE BELOW			450
02975647	Flail-Axe Jack Stand Kit*** - SEE NOTE BELOW			269
02963038	Mounting Labor & Oil			6,468
02791800	Special Mower Paint			1,116
02968967	Special Tractor Paint			4,976
02959639	Caster Wheel Kit, Super Heavy Duty Flail	24		1,401
02975805	Retro Kit for Joystick - Field Install			9,955
02972609	Wheel Weight Kit-500 lbs.	500		1,170
02971789	Wheel Weight Kit-1300 lbs.	1300		2,505
02976671	Additional 408lbs. Wheel Weight Kit for 1300lbs. Weight	408		1,326
02976670	Additional 680lbs. Wheel Weight Kit for 1300lbs. Weight	680		1,966
00889899	Additional 12 Month Warranty			2,165

* Includes all components to convert boom and (1) head to Quick Hitch

**Required to level Flail-Axe for Quick Hitch

*** Required to level Flail-Axe for Quick Hitch



Wholegoods Department
(800) 882-5762

18' SAMURAI BOOM

18' Articulated Model

F.O.B. Seguin, TX

STANDARD SPECIFICATIONS

- 4" X 4" Square Tubular Frame
- Features a 2 1/2" greaseable "king post" style turning arm.
- Main pivots points utilize 2" pins with greaseable, hardened steel bushings.
- Self contained hydraulic system w/integrated oil cooler.
- 20 gal Front-Mounted Reservoir/35 gal Total System Volume
- Motor Circuit: Gear Pump Rated @ 30 gpm (66.5 hp) & 3,800 psi @ 2,200 rpm.
- Control Circuit: Gear Pump Rated @ 12 gpm (21 hp) & 3,000 psi @ 2,200 rpm.
- Inner Boom Arm 6"x6"x1/4" Alloy Steel Tubing
- Outer Boom Arm 5"x5"x1/4" Alloy Steel Tubing
- 120° Horizontal Boom Swing
- Boom Reach: Up-18' 7", Out-18', Down-5' 1".
- Mount Kit, Wheel Weight, and Polycarbonate Window Included in Base Price
- Tractor Req: Min of 8,500 lbs and 90 eng. hp. Min 90" Wheelbase and 18" Ground Clearance

HEAD SPECIFICATIONS

- 58" Cutting Diameter
- Alloy Deck Material with Double Wall Side Skirt
- 4-1/2"x9" Heat-Treated Alloy Spindle
- 152 HP Direct-Coupled Gear Motor
- Stacked Three-Leaf, Alloy Steel Blade Bar
- 5/8" x 5" Double -Edged, Tempered Steel Blades, 360° Swing
- Standard (1) year limited parts and labor warranty.

PRODUCT ORDER CODE	DESCRIPTION	APPRX. WEIGHT	LIST PRICE
18' Base Unit (One Choice Required)			
04851801	18' Samurai Boom - 2wd w/Cable Remote	----	31,915
04851803	18' Samurai Boom - 4wd w/Cable Remote	----	31,915
04851800	18' Samurai Boom - 2wd w/Joystick	----	37,969
04851802	18' Samurai Boom - 4wd w/Joystick	----	37,969
MOWER HEAD (One Choice Required)			
02986190 & 02986331	60" Rotary w/Ctr Hyd Door, Blade Bar & Head Swivel (Joystick Remote)	1,115	13,582
02986190 & 02987832	60" Rotary w/Ctr Hyd Door, Blade Bar & Head Swivel (Cable Remote)	1,115	13,582
02986203	60" Rotary w/Ctr Hyd Door, Blade Bar (No Head Swivel)	1,061	11,708
02986212 & 02986331	50" Rotary w/Ctr Hyd Door, Blade Bar & Head Swivel (Joystick Remote)	---	12,937
TBA	50" Rotary w/Ctr Hyd Door, Blade Bar & Head Swivel (Cable Remote)	---	12,937
02986211	50" Rotary w/Ctr Hyd Door, Blade Bar (No Head Swivel)	---	11,063
02986213 & 02986331	50" Rotary w/Ctr Hyd Door, Blade Pan & Head Swivel (Joystick Remote)	---	12,176
TBA	50" Rotary w/Ctr Hyd Door, Blade Pan & Head Swivel (Cable Remote)	---	12,176
02986210	50" Rotary w/Ctr Hyd Door, Blade Pan (No Head Swivel)	---	10,302
TBA	48" Flail-Axe w/Head Swivel (Joystick Remote)	---	13,444
TBA	48" Flail-Axe w/Head Swivel (Cable Remote)	---	13,444
TBA	48" Flail-Axe (No Head Swivel)	777	11,571
TBA	48" Flail-Axe, SHD Cuttershaft (3 oz Knives) w/Head Swivel (Joystick Remote)	---	14,544
TBA	48" Flail-Axe, SHD Cuttershaft (3 oz Knives) w/Head Swivel (Cable Remote)	---	14,544
TBA	48" Flail-Axe, SHD Cuttershaft (4 oz Knives) (No Head Swivel)	---	12,840
TBA	48" Grass Flail, SHD Cuttershaft	---	12,670
TBA	60" Grass Flail, SHD Cuttershaft	800	12,771
TBA	5' Timber Cat Sickle Bar	682	12,136
TBA	7' Timber Cat Sickle Bar	770	12,892
TBA	90" Buzzbar (4 Blade)	1098	14,422
TBA	69" Buzzbar (3 Blade)	705	12,800
TBA	48" Buzzbar (2 Blade)	550	10,262
TBA	Ditcher Head (Hitch Post Mounted)	---	11,898

PRICING CONTINUED ON NEXT PAGE



Wholegoods Department
(800) 882-5762

18' SAMURAI BOOM

18' Articulated Model - PRICING CONTINUED

PRODUCT ORDER CODE	DESCRIPTION	APPRX. WEIGHT	LIST PRICE
OPTIONS			
02986950A	Additional Operators and Parts Manuals		45
02989326	Quick Hitch Kit* - SEE NOTE BELOW		3,650
02989327	Hydraulic Kit for Quick Hitch Head** - SEE NOTE BELOW		484
02975647	Flail-Axe Jack Stand Kit*** - SEE NOTE BELOW		299
02985029	Mounting Labor & Oil		5,626
02791800	Special Mower Paint		1,116
02968967	Special Tractor Paint		4,976
00889899	Additional 12 Month Warranty		2,526

* Includes all components to convert boom and (1) head to Quick Hitch

** Required to convert additional heads to Quick Hitch

*** Required to level Flail-Axe for Quick Hitch



Wholegoods Department
(800) 882-5762

22' SAMURAI BOOM

22' Articulated Model

F.O.B. Seguin, TX

STANDARD SPECIFICATIONS

- 4" X 4" Square Tubular Frame
- Features a 2 1/2" greaseable "king post" style turning arm.
- Main pivots points utilize 2" pins with greaseable, hardened steel bushings.
- Self contained hydraulic system w/integrated oil cooler.
- 20 gal Front-Mounted Reservoir/35 gal Total System Volume
- Motor Circuit: Gear Pump Rated @ 30 gpm (66.5 hp) & 3,800 psi @ 2,200 rpm.
- Control Circuit: Gear Pump Rated @ 12 gpm (21 hp) & 3,000 psi @ 2,200 rpm.
- Inner Boom Arm 6"x6"x1/4" Alloy Steel Tubing
- Outer Boom Arm 5"x5"x1/4" Alloy Steel Tubing
- 120° Horizontal Boom Swing
- Boom Reach: Up-22' 7", Out-22', Down-9' 1".
- Mount Kit, Wheel Weight, and Polycarbonate Window Included in Base Price
- Tractor Req: Min of 8,500 lbs and 90 eng. hp. Min 90" Wheelbase and 18" Ground Clearance

HEAD SPECIFICATIONS

- 58" Cutting Diameter
- Alloy Deck Material with Double Wall Side Skirt
- 4-1/2"x9" Heat-Treated Alloy Spindle
- 152 HP Direct-Coupled Gear Motor
- Stacked Three-Leaf, Alloy Steel Blade Bar
- 5/8" x 5" Double -Edged, Tempered Steel Blades, 360° Swing
- Standard (1) year limited parts and labor warranty.

PRODUCT ORDER CODE	DESCRIPTION	APPRX. WEIGHT	LIST PRICE
22' Base Unit (One Choice Required)			
04852201	22' Samurai Boom - 2wd w/Cable Remote	----	33,078
04852203	22' Samurai Boom - 4wd w/Cable Remote	----	33,078
04852200	22' Samurai Boom - 2wd w/Joystick	----	39,131
04852202	22' Samurai Boom - 4wd w/Joystick	----	39,131
MOWER HEAD (One Choice Required)			
02986190 & 02986331	60" Rotary w/Ctr Hyd Door, Blade Bar & Head Swivel (Joystick Remote)	1,115	13,582
02986190 & 02987832	60" Rotary w/Ctr Hyd Door, Blade Bar & Head Swivel (Cable Remote)	1,115	13,582
02986203	60" Rotary w/Ctr Hyd Door, Blade Bar (No Head Swivel)	1,061	11,708
02986212 & 02986331	50" Rotary w/Ctr Hyd Door, Blade Bar & Head Swivel (Joystick Remote)	---	12,937
TBA	50" Rotary w/Ctr Hyd Door, Blade Bar & Head Swivel (Cable Remote)	---	12,937
02986211	50" Rotary w/Ctr Hyd Door, Blade Bar (No Head Swivel)	---	11,063
02986213 & 02986331	50" Rotary w/Ctr Hyd Door, Blade Pan & Head Swivel (Joystick Remote)	---	12,176
TBA	50" Rotary w/Ctr Hyd Door, Blade Pan & Head Swivel (Cable Remote)	---	12,176
02986210	50" Rotary w/Ctr Hyd Door, Blade Pan (No Head Swivel)	---	10,302
TBA	48" Flail-Axe w/Head Swivel (Joystick Remote)	---	13,444
TBA	48" Flail-Axe w/Head Swivel (Cable Remote)	---	13,444
TBA	48" Flail-Axe (No Head Swivel)	777	11,571
TBA	48" Flail-Axe, SHD Cuttershaft (3 oz Knives) w/Head Swivel (Joystick Remote)	---	14,544
TBA	48" Flail-Axe, SHD Cuttershaft (3 oz Knives) w/Head Swivel (Cable Remote)	---	14,544
TBA	48" Flail-Axe, SHD Cuttershaft (4 oz Knives) (No Head Swivel)	---	12,840
TBA	48" Grass Flail, SHD Cuttershaft	---	12,670
TBA	60" Grass Flail, SHD Cuttershaft	800	12,771
TBA	5' Timber Cat Sickle Bar	682	12,136
TBA	7' Timber Cat Sickle Bar	770	12,892
TBA	90" Buzzbar (4 Blade)	1098	14,422
TBA	69" Buzzbar (3 Blade)	705	12,800
TBA	48" Buzzbar (2 Blade)	550	10,262
TBA	Ditcher Head (Hitch Post Mounted)	---	11,898

PRICING CONTINUED ON NEXT PAGE



Wholegoods Department
(800) 882-5762

22' SAMURAI BOOM

22' Articulated Model - PRICING CONTINUED

PRODUCT ORDER CODE	DESCRIPTION	APPRX. WEIGHT	LIST PRICE
OPTIONS			
02986950A	Additional Operators and Parts Manuals		45
02989326	Quick Hitch Kit* - SEE NOTE BELOW		3,650
02989327	Hydraulic Kit for Quick Hitch Head** - SEE NOTE BELOW		484
02975647	Flail-Axe Jack Stand Kit*** - SEE NOTE BELOW		299
02985029	Mounting Labor & Oil		5,626
02791800	Special Mower Paint		1,116
02968967	Special Tractor Paint		4,976
00889899	Additional 12 Month Warranty		2,526

* Includes all components to convert boom and (1) head to Quick Hitch

** Required to convert additional heads to Quick Hitch

*** Required to level Flail-Axe for Quick Hitch



Wholegoods Department
(800) 882-5762

25' SAMURAI BOOM

25' Articulated Model

F.O.B. Seguin, TX

STANDARD SPECIFICATIONS

- 4" X 4" Square Tubular Frame
- Features a 2 1/2" greaseable "king post" style turning arm.
- Main pivots points utilize 2" pins with greaseable, hardened steel bushings.
- Self contained hydraulic system w/integrated oil cooler.
- 20 gal Front-Mounted Reservoir/35 gal Total System Volume
- Motor Circuit: Gear Pump Rated @ 30 gpm (66.5 hp) & 3,800 psi @ 2,200 rpm.
- Control Circuit: Gear Pump Rated @ 12 gpm (21 hp) & 3,000 psi @ 2,200 rpm.
- Inner Boom Arm 6"x6"x1/4" Alloy Steel Tubing
- Outer Boom Arm 5"x5"x1/4" Alloy Steel Tubing
- 120° Horizontal Boom Swing
- Boom Reach: Up-25' 7", Out-25', Down-12' 1".
- Mount Kit, Wheel Weight, and Polycarbonate Window Included in Base Price
- Tractor Req: Min of 8,500 lbs and 90 eng. hp. Min 90" Wheelbase and 18" Ground Clearance

HEAD SPECIFICATIONS

- 58" Cutting Diameter
- Alloy Deck Material with Double Wall Side Skirt
- 4-1/2"x9" Heat-Treated Alloy Spindle
- 152 HP Direct-Coupled Gear Motor
- Stacked Three-Leaf, Alloy Steel Blade Bar
- 5/8" x 5" Double -Edged, Tempered Steel Blades, 360° Swing
- Standard (1) year limited parts and labor warranty.

PRODUCT ORDER CODE	DESCRIPTION	APPRX. WEIGHT	LIST PRICE
25' Base Unit (One Choice Required)			
04852501	25' Samurai Boom - 2wd w/Cable Remote	----	35,140
04852503	25' Samurai Boom - 4wd w/Cable Remote	----	35,140
04852500	25' Samurai Boom - 2wd w/Joystick	----	41,194
04852502	25' Samurai Boom - 4wd w/Joystick	----	41,194
MOWER HEAD (One Choice Required)			
02986190 & 02986331	60" Rotary w/Ctr Hyd Door, Blade Bar & Head Swivel (Joystick Remote)	1,115	13,582
02986190 & 02987832	60" Rotary w/Ctr Hyd Door, Blade Bar & Head Swivel (Cable Remote)	1,115	13,582
02986203	60" Rotary w/Ctr Hyd Door, Blade Bar (No Head Swivel)	1,061	11,708
02986212 & 02986331	50" Rotary w/Ctr Hyd Door, Blade Bar & Head Swivel (Joystick Remote)	---	12,937
TBA	50" Rotary w/Ctr Hyd Door, Blade Bar & Head Swivel (Cable Remote)	---	12,937
02986211	50" Rotary w/Ctr Hyd Door, Blade Bar (No Head Swivel)	---	11,063
02986213 & 02986331	50" Rotary w/Ctr Hyd Door, Blade Pan & Head Swivel (Joystick Remote)	---	12,176
TBA	50" Rotary w/Ctr Hyd Door, Blade Pan & Head Swivel (Cable Remote)	---	12,176
02986210	50" Rotary w/Ctr Hyd Door, Blade Pan (No Head Swivel)	---	10,302
TBA	48" Flail-Axe w/Head Swivel (Joystick Remote)	---	13,444
TBA	48" Flail-Axe w/Head Swivel (Cable Remote)	---	13,444
TBA	48" Flail-Axe (No Head Swivel)	777	11,571
TBA	48" Flail-Axe, SHD Cuttershaft (3 oz Knives) w/Head Swivel (Joystick Remote)	---	14,544
TBA	48" Flail-Axe, SHD Cuttershaft (3 oz Knives) w/Head Swivel (Cable Remote)	---	14,544
TBA	48" Flail-Axe, SHD Cuttershaft (4 oz Knives) (No Head Swivel)	---	12,840
TBA	48" Grass Flail, SHD Cuttershaft	---	12,670
TBA	60" Grass Flail, SHD Cuttershaft	800	12,771
TBA	5' Timber Cat Sickle Bar	682	12,136
TBA	7' Timber Cat Sickle Bar	770	12,892
TBA	90" Buzzbar (4 Blade)	1098	14,422
TBA	69" Buzzbar (3 Blade)	705	12,800
TBA	48" Buzzbar (2 Blade)	550	10,262
TBA	Ditcher Head (Hitch Post Mounted)	---	11,898

PRICING CONTINUED ON NEXT PAGE



Wholegoods Department
(800) 882-5762

25' SAMURAI BOOM

25' Articulated Model - PRICING CONTINUED

PRODUCT ORDER CODE	DESCRIPTION	APPRX. WEIGHT	LIST PRICE
OPTIONS			
02986950A	Additional Operators and Parts Manuals		45
02989326	Quick Hitch Kit* - SEE NOTE BELOW		3,650
02989327	Hydraulic Kit for Quick Hitch Head** - SEE NOTE BELOW		484
02975647	Flail-Axe Jack Stand Kit*** - SEE NOTE BELOW		299
02985029	Mounting Labor & Oil		5,626
02791800	Special Mower Paint		1,116
02968967	Special Tractor Paint		4,976
00889899	Additional 12 Month Warranty		2,526

* Includes all components to convert boom and (1) head to Quick Hitch

** Required to convert additional heads to Quick Hitch

*** Required to level Flail-Axe for Quick Hitch



Wholegoods Department
(800) 882-5762

18', 22' & 25' SAMURAI MOUNT KIT OPTIONS

PRODUCT ORDER CODE	TRACTOR CONFIGURATION	MAX. TIRE SIZE		
		2WD FRONT	4WD FRONT	REAR
02988516	ROPS/2wd (Cable)	10.00-16	N/A	18.4-34
02988512	Canopy/2wd (Cable)	10.00-16	N/A	18.4-34
02988517	Cab/2wd (Cable)	10.00-16	N/A	18.4-34
02987836	Cab/4wd (Cable)	N/A	14.9-24	18.4-34
02988519	Cab/2wd (Joystick)	10.00-16	N/A	18.4-34
02987863	Cab/4wd (Joystick)	N/A	14.9-24	18.4-34
02988242	Cab/4wd (Cable)	N/A	14.9-24	18.4-34
02988241	Cab/4wd (Joystick)	N/A	14.9-24	18.4-34
02988769	Cab/2wd (Joystick)	10.00-16	N/A	18.4-34
02988769	Cab/4wd (Joystick)	N/A	12.4-24	18.4-34
02988766	Cab/4wd (Joystick)	N/A	12.4-24	18.4-34
02989021	ROPS/2wd (Cable)	10.00-16	N/A	18.4-34
02988392	Cab/2wd (Cable)	10.00-16	N/A	18.4-34
02987668	Cab/4wd (Cable)	N/A	13.6-24	18.4-34
02987787	Cab/2wd (Joystick)	10.00-16	N/A	18.4-34
02987809	Cab/4wd (Joystick)	N/A	13.6-24	18.4-34
02989255	ROPS/2wd (Cable)	10.00-16	N/A	18.4-34
02988182	ROPS/4wd (Cable)	N/A	13.6-24	18.4-34
02988506	Canopy/4wd (Cable)	N/A	13.6-24	18.4-34
02988180	ROPS/4wd (Joystick)	N/A	13.6-24	18.4-34
02987707	Cab/2wd (Cable Remote)	11.00-16	N/A	18.4-34
02987845	Cab/4wd (Cable Remote)	N/A	13.6-28	18.4-38
02988061	Cab/4wd (Cable)	N/A	14.9-24	18.4-34
02988004	Cab/4wd (Joystick)	N/A	14.9-24	18.4-34
02988516	ROPS/2wd (Cable Remote)	10.00-16	N/A	18.4-34
02988512	Canopy/2wd (Cable Remote)	10.00-16	N/A	18.4-34
02988517	Cab/2wd (Cable Remote)	10.00-16	N/A	18.4-34
02987836	Cab/4wd (Cable Remote)	N/A	14.9-24	18.4-34
02988519	Cab/2wd (Joystick)	10.00-16	N/A	18.4-34
02987863	Cab/4wd (Joystick)	N/A	14.9-24	18.4-34
02988242	Cab/4wd (Cable Remote)	N/A	14.9-24	18.4-34
02988241	Cab/4wd (Joystick)	N/A	14.9-24	18.4-34

OTHER SPECIFICATIONS

- (1) Always use the maximum tire size for favorable ground clearance.
- (2) Tractors should not be ordered with armrest-integrated controls.
- (3) Tractors must be equipped with flanged rear rims unless otherwise noted.
- (4) Right handrail removal may be necessary for boom transport clearance.
- (5) Tractors must include a standard through-hood exhaust.
- (6) Tractor fuel tanks must not exceed 66 gal.
- (7) Tractor mount kits include an exhaust relocation feature.



Wholegoods Department
(800) 882-5762

18' MACHETE BOOM

18' Articulated Model

F.O.B. Seguin, TX

STANDARD SPECIFICATIONS

- 4" X 4" Square Tubular Frame
- Features a 2 1/2" greaseable "king post" style turning arm.
- Main pivots points utilize 2" pins with greaseable, hardened steel bushings.
- Self contained hydraulic system.
- 20 gal Front-Mounted Reservoir/35 gal Total System Volume
- Motor Circuit: Piston Pump Rated @ 25 gpm (43.8 hp) & 3,000 psi @ 2,200 rpm.
Charge Pump Rated @ 8 gpm (1.4 hp) & 300 psi @ 2,200 rpm
- Control Circuit: Piston Pump Rated @ 18 gpm (31.5 hp) & 3,000 psi @ 2,200 rpm.
- Inner Boom Arm 6"x6"x1/4" Alloy Steel Tubing
- Outer Boom Arm 5"x5"x1/4" Alloy Steel Tubing
- 120° Horizontal Boom Swing
- Boom Reach: Up-18' 7", Out-18', Down-5' 1".
- Mount Kit, Wheel Weight, and Polycarbonate Window Included in Base Price
- Tractor Req: Min of 8,500 lbs and 90 eng. hp. Min 90" Wheelbase and 18" Ground Clearance

HEAD SPECIFICATIONS

- 58" Cutting Diameter
- Alloy Deck Material with Double Wall Side Skirt
- 4-1/2"x9" Heat-Treated Alloy Spindle
- 205 HP Direct-Coupled Piston Motor
- Stacked Three-Leaf, Alloy Steel Blade Bar
- 5/8" x 5" Double -Edged, Tempered Steel Blades, 360° Swing
- Standard (1) year limited parts and labor warranty.

PRODUCT ORDER CODE	DESCRIPTION	APPRX. WEIGHT	LIST PRICE
18' Base Unit (One Choice Required)			
04861800	18' Machete II Boom - 2wd	----	36,822
04861801	18' Machete II Boom - 4wd	----	36,822
MOWER HEAD (One Choice Required)			
02986191	60" Rotary w/Ctr Hyd Door, Blade Bar & Head Swivel	1,080	15,221
02986205	60" Rotary w/Ctr Hyd Door, Blade Bar (No Head Swivel)	1,026	13,977
02986197	50" Rotary w/Ctr Hyd Door, Blade Bar & Head Swivel	---	14,901
02986704	50" Rotary w/Ctr Hyd Door, Blade Bar (No Head Swivel)	---	13,214
02986198	50" Rotary w/Ctr Hyd Door, Blade Pan & Head Swivel	---	14,141
02986703	50" Rotary w/Ctr Hyd Door, Blade Pan (No Head Swivel)	---	12,454
TBA	48" Flail-Axe w/Head Swivel	---	14,367
TBA	48" Flail-Axe (No Head Swivel)	---	12,680
TBA	48" Flail-Axe, SHD Cuttershaft (3 oz Knives) w/Head Swivel	---	15,635
TBA	48" Flail-Axe, SHD Cuttershaft (4 oz Knives) (No Head Swivel)	---	13,948
TBA	60" HD Grass Flail w/Head Swivel	---	14,995
TBA	60" HD Grass Flail (No Head Swivel)	870	13,308
TBA	5' Timber Cat Sickle Bar	682	10,807
TBA	7' Timber Cat Sickle Bar	770	11,737
TBA	90" Buzzbar (4 Blade)	1098	13,486
TBA	69" Buzzbar (3 Blade)	705	12,737
TBA	48" Buzzbar (2 Blade)	550	10,213
TBA	Ditcher Head (Hitch Post Mounted)	---	11,841

PRICING CONTINUED ON NEXT PAGE



Wholegoods Department
(800) 882-5762

18' MACHETE BOOM

18' Articulated Model - PRICING CONTINUED

PRODUCT ORDER CODE	DESCRIPTION	APPRX. WEIGHT	LIST PRICE
OPTIONS			
02986941A	Additional Operators and Parts Manuals		45
02989463	Quick Hitch Kit* - SEE NOTE BELOW		3,285
02989464	Hydraulic Kit for Quick Hitch Head** - SEE NOTE BELOW		435
02975647	Flail-Axe Jack Stand Kit*** - SEE NOTE BELOW		269
02984400	HD Grass Flail Jack Stand Kit*** - SEE NOTE BELOW		278
02982002	Mounting Labor & Oil		5,934
02791800	Special Mower Paint		1,116
02968967	Special Tractor Paint		4,976
00889899	Additional 12 Month Warranty		2,886

* Includes all components to convert boom and (1) head to Quick Hitch

** Required to convert additional heads to Quick Hitch

*** Required to level Flail Heads for Quick Hitch



Wholegoods Department
(800) 882-5762

22' MACHETE BOOM

22' Articulated Model

F.O.B. Seguin, TX

STANDARD SPECIFICATIONS

- 4" X 4" Square Tubular Frame
- Features a 2 1/2" greaseable "king post" style turning arm.
- Main pivots points utilize 2" pins with greaseable, hardened steel bushings.
- Self contained hydraulic system.
- 20 gal Front-Mounted Reservoir/35 gal Total System Volume
- Motor Circuit: Piston Pump Rated @ 25 gpm (43.8 hp) & 3,000 psi @ 2,200 rpm.
Charge Pump Rated @ 8 gpm (1.4 hp) & 300 psi @ 2,200 rpm
- Control Circuit: Piston Pump Rated @ 18 gpm (31.5 hp) & 3,000 psi @ 2,200 rpm.
- Inner Boom Arm 6"x6"x1/4" Alloy Steel Tubing
- Outer Boom Arm 5"x5"x1/4" Alloy Steel Tubing
- 120° Horizontal Boom Swing
- Boom Reach: Up-22' 7", Out-22', Down-9' 1".
- Mount Kit, Wheel Weight, and Polycarbonate Window Included in Base Price
- Tractor Req: Min of 8,500 lbs and 90 eng. hp. Min 90" Wheelbase and 18" Ground Clearance

HEAD SPECIFICATIONS

- 58" Cutting Diameter
- Alloy Deck Material with Double Wall Side Skirt
- 4-1/2"x9" Heat-Treated Alloy Spindle
- 205 HP Direct-Coupled Piston Motor
- Stacked Three-Leaf, Alloy Steel Blade Bar
- 5/8" x 5" Double -Edged, Tempered Steel Blades, 360° Swing
- Standard (1) year limited parts and labor warranty.

PRODUCT ORDER CODE	DESCRIPTION	APPRX. WEIGHT	LIST PRICE
22' Base Unit (One Choice Required)			
04862200	22' Machete II Boom - 2wd	----	37,868
04862201	22' Machete II Boom - 4wd	----	37,868
MOWER HEAD (One Choice Required)			
02986191	60" Rotary w/Ctr Hyd Door, Blade Bar & Head Swivel	1,080	15,221
02986205	60" Rotary w/Ctr Hyd Door, Blade Bar (No Head Swivel)	1,026	13,977
02986197	50" Rotary w/Ctr Hyd Door, Blade Bar & Head Swivel	---	14,901
02986704	50" Rotary w/Ctr Hyd Door, Blade Bar (No Head Swivel)	---	13,214
02986198	50" Rotary w/Ctr Hyd Door, Blade Pan & Head Swivel	---	14,141
02986703	50" Rotary w/Ctr Hyd Door, Blade Pan (No Head Swivel)	---	12,454
TBA	48" Flail-Axe w/Head Swivel	---	14,367
TBA	48" Flail-Axe (No Head Swivel)	---	12,680
TBA	48" Flail-Axe, SHD Cuttershaft (3 oz Knives) w/Head Swivel	---	15,635
TBA	48" Flail-Axe, SHD Cuttershaft (4 oz Knives) (No Head Swivel)	---	13,948
TBA	60" HD Grass Flail w/Head Swivel	---	14,995
TBA	60" HD Grass Flail (No Head Swivel)	870	13,308
TBA	5' Timber Cat Sickle Bar	682	10,807
TBA	7' Timber Cat Sickle Bar	770	11,737
TBA	90" Buzzbar (4 Blade)	1098	13,486
TBA	69" Buzzbar (3 Blade)	705	12,737
TBA	48" Buzzbar (2 Blade)	550	10,213
TBA	Ditcher Head (Hitch Post Mounted)	---	11,841
OPTIONS			
02986941A	Additional Operators and Parts Manuals		45
02989463	Quick Hitch Kit* - SEE NOTE BELOW		3,285
02989464	Hydraulic Kit for Quick Hitch Head** - SEE NOTE BELOW		435
02975647	Flail-Axe Jack Stand Kit*** - SEE NOTE BELOW		269
02984400	HD Grass Flail Jack Stand Kit*** - SEE NOTE BELOW		278
02982002	Mounting Labor & Oil		5,934
02791800	Special Mower Paint		1,116
02968967	Special Tractor Paint		4,976
00889899	Additional 12 Month Warranty		2,886

* Includes all components to convert boom and (1) head to Quick Hitch

** Required to convert additional heads to Quick Hitch

*** Required to level Flail Heads for Quick Hitch



Wholegoods Department
(800) 882-5762

25' MACHETE BOOM

25' Articulated Model

F.O.B. Seguin, TX

STANDARD SPECIFICATIONS

- 4" X 4" Square Tubular Frame
- Features a 2 1/2" greaseable "king post" style turning arm.
- Main pivots points utilize 2" pins with greaseable, hardened steel bushings.
- Self contained hydraulic system.
- 20 gal Front-Mounted Reservoir/35 gal Total System Volume
- Motor Circuit: Piston Pump Rated @ 25 gpm (43.8 hp) & 3,000 psi @ 2,200 rpm.
Charge Pump Rated @ 8 gpm (1.4 hp) & 300 psi @ 2,200 rpm
- Control Circuit: Piston Pump Rated @ 18 gpm (31.5 hp) & 3,000 psi @ 2,200 rpm.
- Inner Boom Arm 6"x6"x1/4" Alloy Steel Tubing
- Outer Boom Arm 5"x5"x1/4" Alloy Steel Tubing
- 120° Horizontal Boom Swing
- Boom Reach: Up-25' 7", Out-25', Down-12' 1".
- Mount Kit, Wheel Weight, and Polycarbonate Window Included in Base Price
- Tractor Req: Min of 8,500 lbs and 90 eng. hp. Min 90" Wheelbase and 18" Ground Clearance

HEAD SPECIFICATIONS

- 58" Cutting Diameter
- Alloy Deck Material with Double Wall Side Skirt
- 4-1/2"x9" Heat-Treated Alloy Spindle
- 205 HP Direct-Coupled Piston Motor
- Stacked Three-Leaf, Alloy Steel Blade Bar
- 5/8" x 5" Double -Edged, Tempered Steel Blades, 360° Swing
- Standard (1) year limited parts and labor warranty.

PRODUCT ORDER CODE	DESCRIPTION	APPRX. WEIGHT	LIST PRICE
25' Base Unit (One Choice Required)			
04862500	25' Machete II Boom - 2wd	----	39,724
04862501	25' Machete II Boom - 4wd	----	39,724
MOWER HEAD (One Choice Required)			
02986191	60" Rotary w/Ctr Hyd Door, Blade Bar & Head Swivel	1,080	15,221
02986205	60" Rotary w/Ctr Hyd Door, Blade Bar (No Head Swivel)	1,026	13,977
02986197	50" Rotary w/Ctr Hyd Door, Blade Bar & Head Swivel	---	14,901
02986704	50" Rotary w/Ctr Hyd Door, Blade Bar (No Head Swivel)	---	13,214
02986198	50" Rotary w/Ctr Hyd Door, Blade Pan & Head Swivel	---	14,141
02986703	50" Rotary w/Ctr Hyd Door, Blade Pan (No Head Swivel)	---	12,454
TBA	48" Flail-Axe w/Head Swivel	---	14,367
TBA	48" Flail-Axe (No Head Swivel)	---	12,680
TBA	48" Flail-Axe, SHD Cuttershaft (3 oz Knives) w/Head Swivel	---	15,635
TBA	48" Flail-Axe, SHD Cuttershaft (4 oz Knives) (No Head Swivel)	---	13,948
TBA	60" HD Grass Flail w/Head Swivel	---	14,995
TBA	60" HD Grass Flail (No Head Swivel)	870	13,308
TBA	5' Timber Cat Sickle Bar	682	10,807
TBA	7' Timber Cat Sickle Bar	770	11,737
TBA	90" Buzzbar (4 Blade)	1098	13,486
TBA	69" Buzzbar (3 Blade)	705	12,737
TBA	48" Buzzbar (2 Blade)	550	10,213
TBA	Ditcher Head (Hitch Post Mounted)	---	11,841
OPTIONS			
02986941A	Additional Operators and Parts Manuals		45
02989463	Quick Hitch Kit* - SEE NOTE BELOW		3,285
02989464	Hydraulic Kit for Quick Hitch Head** - SEE NOTE BELOW		435
02975647	Flail-Axe Jack Stand Kit*** - SEE NOTE BELOW		269
02984400	HD Grass Flail Jack Stand Kit*** - SEE NOTE BELOW		278
02982002	Mounting Labor & Oil		5,934
02791800	Special Mower Paint		1,116
02968967	Special Tractor Paint		4,976
00889899	Additional 12 Month Warranty		2,886

* Includes all components to convert boom and (1) head to Quick Hitch

** Required to convert additional heads to Quick Hitch

*** Required to level Flail Heads for Quick Hitch



Wholegoods Department
(800) 882-5762

18', 22' & 25' MACHETE 2

MOUNT KIT OPTIONS

PRODUCT ORDER CODE	TRACTOR CONFIGURATION	MAX. TIRE SIZE		
		2WD FRONT	4WD FRONT	REAR
02987861	Cab/4wd	N/A	14.9-24	18.4-34
02988161	Cab/2wd	11.00-16	N/A	18.4-34
02988204	Cab/4wd	N/A	14.9-24	18.4-34
02989188	ROPS/4wd	N/A	12.4-24	18.4-30
02988521	Cab/2wd	10.00-16	N/A	18.4-34
02987774	Cab/4wd	N/A	13.6-24	18.4-34
02987901	Cab/4wd	N/A	13.6-24	18.4-34
02987751	Cab/4wd	N/A	13.6-28	18.4-38
02989132	Cab/4wd	N/A	14.9-28	18.4-38
02988043	Cab/4wd	N/A	14.9-24	18.4-34
02988372	Cab/2wd (Frt Axle Stabilizer Not Incl.)	10.00-16	N/A	18.4-30
02987861	Cab/4wd	N/A	14.9-24	18.4-34
02988161	Cab/2wd	11.00-16	N/A	18.4-34
02988204	Cab/4wd	N/A	14.9-24	18.4-34

OTHER SPECIFICATIONS

- (1) Always use the maximum tire size for favorable ground clearance.
- (2) Tractors should not be ordered with armrest-integrated controls.
- (3) Tractors must be equipped with flanged rear rims unless otherwise noted.
- (4) Right handrail removal may be necessary for boom transport clearance.
- (5) Tractors must include a standard through-hood exhaust.
- (6) Fuel tanks must not exceed 66 gal.



Wholegoods Department
(800) 882-5762

MACHETE FRONT-MOUNT

21' & 24' Models

F.O.B. Seguin, TX

STANDARD SPECIFICATIONS

- Mounting Rail Frame is Full-Length, 4"x 4"x 5/16" Steel Tubing
- 4"x 4"x 5/16" Steel Tube Mainframe with 4"x 6" x 3/16" Main Structure
- 22-Gallon Hydraulic Reservoir Tank is Mounted Within the Interior of the Frame
- Hydraulic Oil Filter is a 10 Micron Filter with an ISO Cleanliness Code of 18/13 and a Full Flow of 35 GMP
- Inner Boom Arm 6"x 6" x 1/4" Steel Tubing
- Outer Boom Arm 5"x 5" x 1/4" Steel Tubing
- 125° Boom Swing
- Boom Reach- 21' Machete With 60" Rotary Up-21'7", Out-21'3", Down-12'10"
- Boom Reach- 24' Machete With 60" Rotary Up-24'4", Out-24', Down-15'7"
- Complete Construction of T1 Steel Available
- Piston Pump Rated @ 46 GPM @ 3600 RPM and 5000 PSI
- Front Pump is Idle During Transportation
- The Pump Assembly is Driven by the PTO Shaft
- Single Electronic Controls Five Functions
- Low Shock Start Up and Six Second Shutdown
- Boom Rest is Mounted to the Mower Frame
- Standard (1) year limited parts and labor warranty.

PRODUCT ORDER CODE	DESCRIPTION	APPRX. WEIGHT	LIST PRICE
21' & 24' MACHETE BOOM FRONT-MOUNT FOR TV140 BASE UNITS			
<i>(One Choice Required)</i>			
04210010	21' Machete Boom Front-Mount		36,729
04240010	24' Machete Boom Front-Mount		39,012
04210011	21' Machete Boom Front-Mount, T1 Steel		38,507
04240011	24' Machete Boom Front-Mount, T1 Steel		40,949
MOWER HEAD (One Choice Required)			
<i>Select From List For Extra Mower Heads</i>			
02968858	Rotary, 60" Machete (Blade Bar)		13,978
02970300	Flail, 48" Flail-Axe Piston Brush Cutter		12,680
02972460	Flail, 60" Grass Cutter		13,308
02972149	5' Timber Cat Sickle Bar		10,807
02972150	7' Timber Cat Sickle Bar		11,737
02973313	Ditcher-Forward Rotation Only		11,841
02974203	90" BuzzBar Tree Cutter		15,151
02979249	69" (3 Blade) BuzzBar Tree Cutter		12,737
02979265	48" (2 Blade) Buzzbar Tree Cutter		10,212
OPTIONS			
02968915	Additional Operators and Parts Manuals		45
02975614	Quick Hitch Kit* - SEE NOTE BELOW		3,561
02975615	Hydraulic Kit for Quick Hitch Head** - SEE NOTE BELOW		473
02975647	Flail-Axe Jack Stand Kit*** - SEE NOTE BELOW		269
02979478	Mounting Labor & Oil	0	5,701
02791800	Special Mower Paint	0	1,116
02973181	Accumulator Kit - Machete		1,462
00889899	Additional 12 Month Warranty		2,934

Note: Tractor must include factory installed loader mounting brackets.

* Includes all components to convert boom and (1) head to Quick Hitch

** Required to convert additional heads to Quick Hitch

*** Required to level Flail-Axe for Quick Hitch



Wholegoods Department
(800) 882-5762

18' XTREME BOOM

18' Articulated Model

F.O.B. Seguin, TX

STANDARD SPECIFICATIONS

- Bolt-On Undermount with Front and Rear Attached Rails
- Exclusive Slewing Ring Bearing is Featured for Boom Maneuverability
- Standard Boom Structure Made from Alloy Steel, Designed Box Section
- Main Pivot Features 2' Chrome Pins with Greaseable, Hardened Steel Bushings
- Self Contained Front Mounted Hydraulic System
- Thermostatically Controlled Oil-to-Air Cooler
- Ability to Mow Horizontally within 6" of Rear Tire
- Boom Features Dipper and Lift
- Boom Reach: Up 17'-1", Out-18', Down 9'-8"
- 180° Horizontal Boom Swing
- Axle-Mounted Boom Rest
- Mount Kit, all Wheel Weight, and Polycarbonate Window Included in Base Price
- Tractor Req: Min of 8,500 lbs and 90 HP. Min 90" Wheelbase and 18" Ground Clearance

HEAD SPECIFICATIONS

- 58" Cutting Diameter
- Alloy Deck Material with Double Wall Side Skirt
- 4-1/2"x9" Heat-Treated Alloy Spindle
- 152 HP Motor Direct-Coupled
- 2-1/2" x 5" Stacked Three-Leaf Blade Bar, Alloy Steel
- 5/8" x 5" High-Carbon Alloy Steel Blade, 360° Swing
- Standard (1) year limited parts and labor warranty.

PRODUCT ORDER CODE	DESCRIPTION	APPRX. WEIGHT		LIST PRICE
18' Base Unit (One Choice Required)				
04831821	18' Xtreme II Boom w/Cable Remote	4800		34,308
04831820	18' Xtreme II Boom w/Joystick	5000		40,913
MOWER HEAD (One Choice Required)				
02983208 & 02984588	60" Rotary w/Ctr Hyd Door, Blade Bar & Head Swivel (Joystick Remote)	1,115		13,582
02983208 & 02983216	60" Rotary w/Ctr Hyd Door, Blade Bar & Head Swivel (Cable Remote)	850		13,582
02983222	60" Rotary w/Ctr Hyd Door, Blade Bar (No Head Swivel)	1,061		11,708
02985245 & 02984588	50" Rotary w/Ctr Hyd Door, Blade Bar & Head Swivel (Joystick Remote)	---		12,937
02985245 & 02983216	50" Rotary w/Ctr Hyd Door, Blade Bar & Head Swivel (Cable Remote)	---		12,937
02985243	50" Rotary w/Ctr Hyd Door, Blade Bar (No Head Swivel)	---		11,063
02985244 & 02984588	50" Rotary w/Ctr Hyd Door, Blade Pan & Head Swivel (Joystick Remote)	---		12,176
02985244 & 02983216	50" Rotary w/Ctr Hyd Door, Blade Pan & Head Swivel (Cable Remote)	---		12,176
02985242	50" Rotary w/Ctr Hyd Door, Blade Pan (No Head Swivel)	---		10,303
02984468 & 02984590	48" Flail-Axe w/Head Swivel (Joystick Remote)	---		13,444
02984468 & 02984589	48" Flail-Axe w/Head Swivel (Cable Remote)	---		13,444
02983542	48" Flail-Axe (No Head Swivel)	777		11,571
02985878 & 02984590	48" Flail-Axe, SHD Cuttershaft (3 oz Knives) w/Head Swivel (Joystick Remote)	---		14,544
02985878 & 02984589	48" Flail-Axe, SHD Cuttershaft (3 oz Knives) w/Head Swivel (Cable Remote)	---		14,544
02986407	48" Flail-Axe, SHD Cuttershaft (4 oz Knives) (No Head Swivel)	---		12,839
02983589	48" Grass Flail, SHD Cuttershaft	---		12,670
02983561	60" Grass Flail, SHD Cuttershaft	800		12,771
02983558	5' Timber Cat Sickle Bar	682		12,136
02983559	7' Timber Cat Sickle Bar	770		12,892
02983543	90" Buzzbar (4 Blade)	1098		14,422
02983544	69" Buzzbar (3 Blade)	705		12,800
02983545	48" Buzzbar (2 Blade)	550		10,262

PRICING CONTINUED ON NEXT PAGE



Wholegoods Department
(800) 882-5762

18' XTREME BOOM

18' Articulated Model - PRICING CONTINUED

PRODUCT ORDER CODE	DESCRIPTION	APPRX. WEIGHT		LIST PRICE
OPTIONS				
02983328A	Additional Operators and Parts Manuals			45
02989326	Quick Hitch Kit* - SEE NOTE BELOW			3,650
02989327	Hydraulic Kit for Quick Hitch Head** - SEE NOTE BELOW			484
02975647	Flail-Axe Jack Stand Kit*** - SEE NOTE BELOW			299
02984479	Flail-Axe Swivel Hitch Post Conversion Kit			4,725
02984049	Frt Axle Stabilizer Kit (4wd Only)			1,043
02984226	Frt Axle Stabilizer Kit (4wd Only)			1,043
02985058	Frt Axle Stabilizer Kit (4wd Only)			1,043
02984671	Frt Axle Stabilizer Kit (4wd Only)			1,043
02984048	Frt Axle Stabilizer Kit (4wd Only)			1,043
02984877	Joystick Mount for Deluxe Seat			90
02985484	Frt Axle Stabilizer Kit (4wd Only)			1,043
02985029	Mounting Labor & Oil		0	5,626
02791800	Special Mower Paint			1,116
02968967	Special Tractor Paint			4,976
00889899	Additional 12 Month Warranty			3,175

* Includes all components to convert boom and (1) head to Quick Hitch

** Required to convert additional heads to Quick Hitch

*** Required to level Flail-Axe for Quick Hitch



Wholegoods Department
(800) 882-5762

22' AXXTREME BOOM

22' Articulated Model

F.O.B. Seguin, TX

STANDARD SPECIFICATIONS

- Bolt-On Undermount with Front and Rear Attached Rails
- Exclusive slewing ring bearing is featured for boom maneuverability
- Standard Boom Structure Made From Alloy Steel, Designed Box Section
- Main Pivot Features 2' Chrome Pins with Greaseable, Hardened Steel Bushings
- Self Contained Front Mounted Hydraulic System
- Thermostatically Controlled Oil-to-Air Cooler
- Ability to Mow Horizontally within 6" of Rear Tire
- Boom Features Dipper and Lift
- Boom Reach: Up-19' 7", Out-22', Down-12' 1"
- 180° Horizontal Boom Swing
- Axle-Mounted Boom Rest
- Mount Kit, all Wheel Weight, and Polycarbonate Window Included in Base Price
- Tractor Req: Min of 8,500 lbs and 90 HP. Min 90" Wheelbase and 18" Ground Clearance

HEAD SPECIFICATIONS

- 58" Cutting Diameter
- Alloy Deck Material with Double Wall Side Skirt
- 4-1/2"x9" Heat-Treated Alloy Spindle
- 152 HP Motor Direct-Coupled
- 2-1/2" x 5" Stacked Three-Leaf Blade Bar, Alloy Steel
- 5/8" x 5" High-Carbon Alloy Steel Blade, 360° Swing
- Standard (1) year limited parts and labor warranty.

PRODUCT ORDER CODE	DESCRIPTION	APPRX. WEIGHT	LIST PRICE
22' Base Unit (One Choice Required)			
04832221	22' Axtreme II Boom w/Cable Remote	5000	36,022
04832220	22' Axtreme II Boom w/Joystick	5200	42,076
MOWER HEAD (One Choice Required)			
02983208 & 02984588	60" Rotary w/Ctr Hyd Door, Blade Bar & Head Swivel (Joystick Remote)	1,115	13,582
02983208 & 02983216	60" Rotary w/Ctr Hyd Door, Blade Bar & Head Swivel (Cable Remote)	1,115	13,582
02983222	60" Rotary w/Ctr Hyd Door, Blade Bar (No Head Swivel)	1,061	11,708
02985245 & 02984588	50" Rotary w/Ctr Hyd Door, Blade Bar & Head Swivel (Joystick Remote)	---	12,937
02985245 & 02983216	50" Rotary w/Ctr Hyd Door, Blade Bar & Head Swivel (Cable Remote)	---	12,937
02985243	50" Rotary w/Ctr Hyd Door, Blade Bar (No Head Swivel)	---	11,063
02985244 & 02984588	50" Rotary w/Ctr Hyd Door, Blade Pan & Head Swivel (Joystick Remote)	---	12,176
02985244 & 02983216	50" Rotary w/Ctr Hyd Door, Blade Pan & Head Swivel (Cable Remote)	---	12,176
02985242	50" Rotary w/Ctr Hyd Door, Blade Pan (No Head Swivel)	---	10,303
02984468 & 02984590	48" Flail-Axe w/Head Swivel (Joystick Remote)	---	13,444
02984468 & 02984589	48" Flail-Axe w/Head Swivel (Cable Remote)	---	13,444
02983542	48" Flail-Axe (No Head Swivel)	777	11,571
02985878 & 02984590	48" Flail-Axe, SHD Cuttershaft (3 oz Knives) w/Head Swivel (Joystick Remote)	---	14,544
02985878 & 02984589	48" Flail-Axe, SHD Cuttershaft (3 oz Knives) w/Head Swivel (Cable Remote)	---	14,544
02986407	48" Flail-Axe, SHD Cuttershaft (4 oz Knives) (No Head Swivel)	---	12,839
02983589	48" Grass Flail, SHD Cuttershaft	---	12,670
02983561	60" Grass Flail, SHD Cuttershaft	800	12,771
02983558	5' Timber Cat Sickle Bar	682	12,136
02983559	7' Timber Cat Sickle Bar	770	12,892
02983543	90" Buzzbar (4 Blade)	1098	14,422
02983544	69" Buzzbar (3 Blade)	705	12,800
02983545	48" Buzzbar (2 Blade)	550	10,262

PRICING CONTINUED ON NEXT PAGE



Wholegoods Department
(800) 882-5762

22' AXXTREME BOOM

22' Articulated Model - PRICING CONTINUED

PRODUCT ORDER CODE	DESCRIPTION	APPRX. WEIGHT		LIST PRICE
OPTIONS				
02983328A	Additional Operators and Parts Manuals			45
02989326	Quick Hitch Kit* - SEE NOTE BELOW			3,650
02989327	Hydraulic Kit for Quick Hitch Head** - SEE NOTE BELOW			484
02975647	Flail-Axe Jack Stand Kit*** - SEE NOTE BELOW			299
02984479	Flail-Axe Swivel Hitch Post Conversion Kit			4,725
02984049	Frt Axle Stabilizer Kit (4wd Only)			1,043
02984226	Frt Axle Stabilizer Kit (4wd Only)			1,043
02985058	Frt Axle Stabilizer Kit (4wd Only)			1,043
02984671	Frt Axle Stabilizer Kit (4wd Only)			1,043
02984048	Frt Axle Stabilizer Kit (4wd Only)			1,043
02984877	Joystick Mount for Deluxe Seat			90
02985484	Frt Axle Stabilizer Kit (4wd Only)			1,043
02985029	Mounting Labor & Oil		0	5,626
02791800	Special Mower Paint		0	1,116
02968967	Special Tractor Paint		0	4,976
00889899	Additional 12 Month Warranty		0	3,175

* Includes all components to convert boom and (1) head to Quick Hitch

** Required to convert additional heads to Quick Hitch

*** Required to level Flail-Axe for Quick Hitch



Wholegoods Department
(800) 882-5762

25' XTREME BOOM

25' Articulated Model

F.O.B. Seguin, TX

STANDARD SPECIFICATIONS

- Bolt-On Undermount with Front and Rear Attached Rails
- Exclusive Slewing Ring Bearing is Featured for Boom Maneuverability
- Standard Boom Structure Made from Alloy Steel, Designed Box Section
- Main Pivot Features 2' Chrome Pins with Greaseable, Hardened Steel Bushings
- Self Contained Front Mounted Hydraulic System
- Thermostatically Controlled Oil-to-Air Cooler
- Ability to Mow Horizontally within 6" of Rear Tire
- Boom Features Dipper and Lift
- Boom Reach: Up-22' 2", Out-25', Down-15' 6"
- 180° Horizontal Boom Swing
- Axle-Mounted Boom Rest
- Mount Kit, all Wheel Weight, and Polycarbonate Window Included in Base Price
- Tractor Req: Min of 8,500 lbs and 90 HP. Min 90" Wheelbase and 18" Ground Clearance

HEAD SPECIFICATIONS

- 58" Cutting Diameter
- Alloy Deck Material with Double Wall Side Skirt
- 4-1/2"x9" Heat-Treated Alloy Spindle
- 152 HP Motor Direct-Coupled
- 2-1/2" x 5" Stacked Three-Leaf Blade Bar, Alloy Steel
- 5/8" x 5" High-Carbon Alloy Steel Blade, 360° Swing
- Standard (1) year limited parts and labor warranty.

PRODUCT ORDER CODE	DESCRIPTION	APPRX. WEIGHT	LIST PRICE
25' Base Unit (One Choice Required)			
04832521	25' Xtreme II Boom w/Cable Remote	5500	38,085
04832520	25' Xtreme II Boom w/Joystick	5700	44,138
MOWER HEAD (One Choice Required)			
02983208 & 02984588	60" Rotary w/Ctr Hyd Door, Blade Bar & Head Swivel (Joystick Remote)	1,115	13,582
02983208 & 02983216	60" Rotary w/Ctr Hyd Door, Blade Bar & Head Swivel (Cable Remote)	1,115	13,582
02983222	60" Rotary w/Ctr Hyd Door, Blade Bar (No Head Swivel)	1,061	11,708
02985245 & 02984588	50" Rotary w/Ctr Hyd Door, Blade Bar & Head Swivel (Joystick Remote)	---	12,937
02985245 & 02983216	50" Rotary w/Ctr Hyd Door, Blade Bar & Head Swivel (Cable Remote)	---	12,937
02985243	50" Rotary w/Ctr Hyd Door, Blade Bar (No Head Swivel)	---	11,063
02985244 & 02984588	50" Rotary w/Ctr Hyd Door, Blade Pan & Head Swivel (Joystick Remote)	---	12,176
02985244 & 02983216	50" Rotary w/Ctr Hyd Door, Blade Pan & Head Swivel (Cable Remote)	---	12,176
02985242	50" Rotary w/Ctr Hyd Door, Blade Pan (No Head Swivel)	---	10,303
02984468 & 02984590	48" Flail-Axe w/Head Swivel (Joystick Remote)	---	13,444
02984468 & 02984589	48" Flail-Axe w/Head Swivel (Cable Remote)	---	13,444
02983542	48" Flail-Axe (No Head Swivel)	777	11,571
02985878 & 02984590	48" Flail-Axe, SHD Cuttershaft (3 oz Knives) w/Head Swivel (Joystick Remote)	---	14,544
02985878 & 02984589	48" Flail-Axe, SHD Cuttershaft (3 oz Knives) w/Head Swivel (Cable Remote)	---	14,544
02986407	48" Flail-Axe, SHD Cuttershaft (4 oz Knives) (No Head Swivel)	---	12,839
02983589	48" Grass Flail, SHD Cuttershaft	---	12,670
02983561	60" Grass Flail, SHD Cuttershaft	800	12,771
02983558	5' Timber Cat Sickle Bar	682	12,136
02983559	7' Timber Cat Sickle Bar	770	12,892
02983543	90" Buzzbar (4 Blade)	1098	14,422
02983544	69" Buzzbar (3 Blade)	705	12,800
02983545	48" Buzzbar (2 Blade)	550	10,262

PRICING CONTINUED ON NEXT PAGE



Wholegoods Department
(800) 882-5762

25' AXTREME BOOM

25' Articulated Model - PRICING CONTINUED

PRODUCT ORDER CODE	DESCRIPTION	APPRX. WEIGHT	LIST PRICE
OPTIONS			
02983328A	Additional Operators and Parts Manuals		45
02989326	Quick Hitch Kit* - SEE NOTE BELOW		3,650
02989327	Hydraulic Kit for Quick Hitch Head** - SEE NOTE BELOW		484
02975647	Flail-Axe Jack Stand Kit*** - SEE NOTE BELOW		299
02984479	Flail-Axe Swivel Hitch Post Conversion Kit		4,725
02984049	Frt Axle Stabilizer Kit (4wd Only)		1,043
02984226	Frt Axle Stabilizer Kit (4wd Only)		1,043
02985058	Frt Axle Stabilizer Kit (4wd Only)		1,043
02984671	Frt Axle Stabilizer Kit (4wd Only)		1,043
02984048	Frt Axle Stabilizer Kit (4wd Only)		1,043
02984877	Joystick Mount for Deluxe Seat		90
02985484	Frt Axle Stabilizer Kit (4wd Only)		1,043
02985029	Mounting Labor & Oil		5,626
02791800	Special Mower Paint		1,116
02968967	Special Tractor Paint		4,976
00889899	Additional 12 Month Warranty		3,175

* Includes all components to convert boom and (1) head to Quick Hitch

** Required to convert additional heads to Quick Hitch

*** Required to level Flail-Axe for Quick Hitch



Wholegoods Department
(800) 882-5762

28' XTREME BOOM

28' Telescoping Model

F.O.B. Seguin, TX

STANDARD SPECIFICATIONS

- Bolt-On Undermount with Front and Rear Attached Rails
- Exclusive Slewing Ring Bearing is Featured for Boom Maneuverability
- Standard Boom Structure Made from Alloy Steel
- Main Pivot Features 2' Chrome Pins with Greaseable, Hardened Steel Bushings
- Self Contained Front Mounted Hydraulic System
- Oil-to-Air Cooler with Electric Fan
- Ability to Mow Horizontally within 6" of Rear Tire with Swivel Heads
- Boom Features Dipper and Lift
- Boom Reach: Up-24' 2", Out-27', Down-17' 6"
- 180° Horizontal Boom Swing
- Axle-Mounted Boom Rest
- Mount Kit, all Wheel Weight, and Polycarbonate Window Included in Base Price
- Tractor Req: Min of 8,500 lbs and 90 HP. Min 90" Wheelbase and 18" Ground Clearance

HEAD SPECIFICATIONS

- 58" Cutting Diameter
- Alloy Deck Material with Double Wall Side Skirt
- 4-1/2"x9" Heat-Treated Alloy Spindle
- 152 HP Motor Direct-Coupled
- 2-1/2" x 5" Stacked Three-Leaf Blade Bar, Alloy Steel
- 5/8" x 5" High-Carbon Alloy Steel Blade, 360° Swing
- Standard (1) year limited parts and labor warranty.

PRODUCT ORDER CODE	DESCRIPTION	APPRX. WEIGHT	LIST PRICE
28' Base Unit (One Choice Required)			
04832528	28' Xtreme II Boom w/Cable Remote	----	42,257
04832628	28' Xtreme II Boom w/Joystick	----	48,483
MOWER HEAD (One Choice Required)			
02986190 & 02986331	60" Rotary w/Ctr Hyd Door, Blade Bar & Head Swivel (Joystick Remote)	1,115	13,582
02986190 & 02987832	60" Rotary w/Ctr Hyd Door, Blade Bar & Head Swivel (Cable Remote)	1,115	13,582
02986203	60" Rotary w/Ctr Hyd Door, Blade Bar (No Head Swivel)	1,061	11,708
02986212 & 02986331	50" Rotary w/Ctr Hyd Door, Blade Bar & Head Swivel (Joystick Remote)	---	12,937
TBA	50" Rotary w/Ctr Hyd Door, Blade Bar & Head Swivel (Cable Remote)	---	12,937
02986211	50" Rotary w/Ctr Hyd Door, Blade Bar (No Head Swivel)	---	11,063
02986213 & 02986331	50" Rotary w/Ctr Hyd Door, Blade Pan & Head Swivel (Joystick Remote)	---	12,176
TBA	50" Rotary w/Ctr Hyd Door, Blade Pan & Head Swivel (Cable Remote)	---	12,176
02986210	50" Rotary w/Ctr Hyd Door, Blade Pan (No Head Swivel)	---	10,302
OPTIONS			
02983328A	Additional Operators and Parts Manuals		45
02989326	Quick Hitch Kit* - SEE NOTE BELOW		3,650
02989327	Hydraulic Kit for Quick Hitch Head** - SEE NOTE BELOW		484
02985029	Mounting Labor & Oil		5,626
02791800	Special Mower Paint		1,116
02968967	Special Tractor Paint		4,976
00889899	Additional 12 Month Warranty		3,175

* Includes all components to convert boom and (1) head to Quick Hitch

** Required to convert additional heads to Quick Hitch



Wholegoods Department
(800) 882-5762

18' AXTRME

MOUNT KIT OPTIONS

PRODUCT ORDER CODE	TRACTOR CONFIGURATION	MAX. TIRE SIZE		
		2WD FRONT	4WD FRONT	REAR
02987221	Cab/2&4wd (Joystick)	11.00-16	14.9-24	18.4-34
02987224	Cab/2&4wd (Cable Remote)	11.00-16	14.9-24	18.4-34
02987104	(Joystick)	11.00-16	14.9-24	18.4-34
02987100	(Cable)	11.00-16	14.9-24	18.4-34
02987062	Cab/2&4wd (Cable)	10.00-16	13.6-24	18.4-34
02987066	Cab/2&4wd (Joystick)	10.00-16	13.6-24	18.4-34
02987062	Cab/2&4wd (Cable)	10.00-16	13.6-24	18.4-34
02987200	Cab/2&4	11.00-16	13.6-28	18.4-34
02987202	Cab/2&4	11.00-16	14.9-28	18.4-38
02987204	Cab/2&4wd	11.00-16	14.9-24	18.4-34
02987207	Cab/2&4wd	11.00-16	14.9-24	18.4-34
02987213	Cab/4wd	11.00-16	14.9-24	18.4-34
02987221	Cab/2&4wd (Joystick)	11.00-16	14.9-24	18.4-34
02987224	Cab/2&4wd (Cable Remote)	11.00-16	14.9-24	18.4-34
02987104	Cab/4wd (Joystick)	11.00-16	14.9-24	18.4-34
02987100	Cab/4wd (Cable Remote)	11.00-16	14.9-24	18.4-34

22' & 25' MOUNT KITS ON NEXT PAGE



Wholegoods Department
(800) 882-5762

22' & 25' AXXTREME MOUNT KIT OPTIONS

PRODUCT ORDER CODE	TRACTOR CONFIGURATION	MAX. TIRE SIZE		
		2WD FRONT	4WD FRONT	REAR
02987226	Cab/2&4wd (Joystick)	11.00-16	14.9-24	18.4-34
02987227	Cab/2&4wd (Cable Remote)	11.00-16	14.9-24	18.4-34
02987232	Cab/2&4wd (Joystick)	11.00-16	14.9-24	18.4-34
02987235	Cab/2&4 (Cable Remote)	11.00-16	14.9-24	18.4-34
02987094	(Joystick)	11.00-16	14.9-24	18.4-34
02987098	(Cable)	11.00-16	14.9-24	18.4-34
02987107	(Joystick)	11.00-16	14.9-24	18.4-34
02987098	(Cable)	11.00-16	14.9-24	18.4-34
02987070	Cab/2&4wd (Joystick)	10.00-16	13.6-24	18.4-34
02987069	Cab/2&4wd (Cable)	10.00-16	13.6-24	18.4-34
02987068	Cab/2&4wd (Joystick)	10.00-16	13.6-24	18.4-34
02987069	Cab/2&4wd (Cable)	10.00-16	13.6-24	18.4-34
02987195	Cab/2&4wd (Joystick)	11.00-16	13.6-24	18.4-34
02987198	Cab/2&4wd (Cable Remote)	11.00-16	13.6-24	18.4-34
02987072	Cab/4wd (Joystick)	11.00-16	13.6-28	18.4-38
02987076	Cab/4wd (Joystick)	11.00-16	14.9-28	18.4-38
02987211	Cab/2&4wd (Joystick)	11.00-16	14.9-24	18.4-34
02987210	Cab/2&4wd (Cable Remote)	11.00-16	14.9-24	18.4-34
02987215	Cab/4wd (Tier II Engine Only w/Joystick)	11.00-16	14.9-24	18.4-34
02989073	ROPS/2&4wd (Cable Remote)	10.00-16	14.9-24	18.4-34
02987226	Cab/2&4wd (Joystick)	11.00-16	14.9-24	18.4-34
02987227	Cab/2&4wd (Cable Remote)	11.00-16	14.9-24	18.4-34
02987232	Cab/2&4 (Joystick)	11.00-16	14.9-24	18.4-34
02987235	Cab/2&4wd (Cable)	11.00-16	14.9-24	18.4-34
02987094	Cab/2&4wd (Joystick)	11.00-16	14.9-24	18.4-34
02987098	Cab/2&4wd (Cable Remote)	11.00-16	14.9-24	18.4-34
02987107	Cab/2&4wd (Joystick)	11.00-16	14.9-24	18.4-34
02987098	Cab/2&4wd (Cable Remote)	11.00-16	14.9-24	18.4-34

28' MOUNT KITS ON NEXT PAGE



Wholegoods Department
(800) 882-5762

28' AXTRME MOUNT KIT OPTIONS

PRODUCT ORDER CODE	TRACTOR CONFIGURATION	MAX. TIRE SIZE		
		2WD FRONT	4WD FRONT	REAR
02986063	Cab/4wd (Joystick)	N/A	14.9-24	18.4-34
02986072	Cab/4wd (Cable Remote)	N/A	14.9-24	18.4-34
02986317	Cab/4wd (Joystick)	N/A	14.9-24	18.4-34
02989085	Cab/4wd (Cable Remote)	N/A	14.9-24	18.4-34
02989480	R/4 (Cable)	N/A	14.9-24	18.4-34
02989265	Cab/2&4	N/A	13.6-28	18.4-34
02989263	Cab/2&4	N/A	13.6-28	18.4-34
02988263	Cab/4wd (Joystick)	N/A	13.6-28	18.4-38
02986776	C/4	N/A	14.9-28	18.4-38
02986773	C/4	N/A	14.9-28	18.4-38
02986063	Cab/4wd (Joystick)	N/A	14.9-24	18.4-34
02986072	Cab/4wd (Cable Remote)	N/A	14.9-24	18.4-34
02986317	Cab/4wd (Joystick)	N/A	14.9-24	18.4-34
02989085	Cab/4wd (Cable Remote)	N/A	14.9-24	18.4-34
02989480	ROPS/4wd (Cable Remote)	N/A	14.9-24	18.4-34

OTHER SPECIFICATIONS

- (1) Always use the maximum tire size for favorable ground clearance.
- (2) Tractors should not be ordered with armrest-integrated controls.
- (3) Tractors must be equipped with flanged rear rims unless otherwise noted.
- (4) Right handrail removal may be necessary for boom transport clearance.
- (5) Tractors must include a standard through-hood exhaust.



Wholegoods Department
(800) 882-5762

24' MAVERICK BOOM

24' Telescoping Model

F.O.B. Seguin, TX

STANDARD SPECIFICATIONS

- Bolt-On Undermount with Front and Rear Attached Rails
- Exclusive Slewing Ring Bearing is Featured for Boom Maneuverability
- Standard Boom Structure Made from Alloy Steel, Designed Box Section
- Main Pivot Features 2' Chrome Pins with Greaseable, Hardened Steel Bushings
- Hydraulic pivot is featured on head for maneuverability.
- Front axle mounted cylinder for automatic self-stabilization of unit
- Self Contained Front Mounted Hydraulic System with CAN Based Data Acquisition
- Self-Cleaning, Thermostatically Controlled Oil-to-Air Cooler
- Ability to Mow Horizontally Within 6" of Rear Tire
- Boom Features Dipper, Lift, and Telescopic Sections
- Boom Reach: Up-21'10", Out-24', Down-14'8"
- 180° Horizontal Boom Swing
- Axle-Mounted Boom Rest
- Joystick, Mount Kit, All Wheel Weight, Polycarbonate Window Included in Base Price
- Tractor Req: Min of 8,500 lbs and 90 HP. Min 90" Wheelbase and 18" Ground Clearance

HEAD SPECIFICATIONS

- 58" Cutting Diameter
- Alloy Deck Material with Double Wall Side Skirt
- 4-1/2"x9" Heat-Treated Alloy Spindle
- 199 HP Motor Direct-Coupled
- 2-1/2" x 5" Stacked Three-Leaf Blade Bar, T1 Steel
- 5/8" x 5" High-Carbon Alloy Steel Blade, 360° Swing
- Standard (1) year limited parts and labor warranty.

PRODUCT ORDER CODE	DESCRIPTION	APPRX. WEIGHT		LIST PRICE
24' MAVERICK Base Unit (One Choice Required)				
04802424	24' Maverick Telescoping Boom	6000		49,974
MOWER HEAD (One Choice Required)				
02981782	60" Rotary w/Ctr Hyd Door, Blade Bar & Head Swivel	919		15,664
02983590	60" Rotary w/Ctr Hyd Door, Blade Bar (No Head Swivel)	0		13,978
02981783	50" Rotary w/Ctr Hyd Door, Blade Bar & Head Swivel	0		14,901
02984823	50" Rotary w/Ctr Hyd Door, Blade Pan & Head Swivel	0		14,141
02983554	48" Flail-Axe (No Head Swivel)	770		12,680
02984371	48" Flail-Axe w/Head Swivel	0		14,367
02983586	48" Flail-Axe, SHD Cuttershaft (3 oz Knives)	0		13,948
02983560	60" HD Grass Flail (No Head Swivel)	870		13,308
02985449	60" HD Grass Flail w/Head Swivel	0		14,995
02983548	5' Timber Cat Sickle Bar	440		10,807
02983549	7' Timber Cat Sickle Bar	520		11,737
02983555	90" (4 Blade) Buzzbar Tree Cutter	1098		12,352
02983556	69" (3 Blade) Buzzbar Tree Cutter	705		12,737
02983557	48" (2 Blade) Buzzbar Tree Cutter	550		10,212
02982531	Ditcher Head (Hitch Post Mounted)	0		11,841
OPTIONS				
02981992A	Additional Operators and Parts Manuals			45
02989463	Quick Hitch Kit* - SEE NOTE BELOW			3,285
02989464	Hydraulic Kit for Quick Hitch Head** - SEE NOTE BELOW			435
02975647	Flail-Axe Jack Stand Kit*** - SEE NOTE BELOW			269
02984400	HD Grass Flail Jack Stand Kit - SEE NOTE BELOW			278
02984407	Oil Cooler Brush Guard			557
02982002	Mounting Labor & Oil		0	5,934
02791800	Special Mower Paint		0	1,145
02968967	Special Tractor Paint		0	4,976
00889899	Additional 12 Month Warranty			3,608

* Includes all components to convert boom and (1) head to Quick Hitch

** Required to convert additional heads to Quick Hitch

*** Required to level flail head for Quick Hitch



Wholegoods Department
(800) 882-5762

30' MAVERICK BOOM

30' Telescoping Model

F.O.B. Seguin, TX

STANDARD SPECIFICATIONS

- Bolt-On Undermount with Front and Rear Attached Rails
- Exclusive Slewing Ring Bearing is Featured for Boom Maneuverability
- Standard Boom Structure Made from Alloy Steel, Designed Box Section
- Main Pivot Features 2' Chrome Pins with Greaseable, Hardened Steel Bushings
- Hydraulic Pivot is Featured on Head for Maneuverability.
- Front Axle Mounted cylinder for automatic self-stabilization of unit
- Self Contained Front Mounted Hydraulic System with CAN Based Data Acquisition
- Self-Cleaning, Thermostatically Controlled Oil-to-Air Cooler
- Ability to Mow Horizontally within 6" of Rear Tire
- Boom Features Dipper, Lift, and Telescopic Sections
- Boom Reach: Up-27'10", Out-30', Down-19'3"
- 180° Horizontal Boom Swing
- Axle-Mounted Boom Rest
- Joystick, Mount Kit, All Wheel Weight, Polycarbonate Window Included in Base Price
- Tractor Req: Min of 8,500 lbs and 90 HP. Min 90" Wheelbase and 18" Ground Clearance

HEAD SPECIFICATIONS

- 58" Cutting Diameter
- Alloy Deck Material with Double Wall Side Skirt
- 4-1/2"x9" Heat-Treated Alloy Spindle
- 199 HP Motor Direct-Coupled
- 2-1/2" x 5" Stacked Three-Leaf Blade Bar, T1 Steel
- 5/8" x 5" High-Carbon Alloy Steel Blade, 360° Swing
- Standard (1) year limited parts and labor warranty.

PRODUCT ORDER CODE	DESCRIPTION	APPRX. WEIGHT		LIST PRICE
	30' MAVERICK BASE UNIT (One Choice Required)			
04803024	30' Maverick Telescoping Boom	7500		54,392
	MOWER HEAD (One Choice Required)			
02981782	60" Rotary w/Ctr Hyd Door, Blade Bar & Head Swivel	919		15,664
02983590	60" Rotary w/Ctr Hyd Door, Blade Bar (No Head Swivel)	0		13,978
02981783	50" Rotary w/Ctr Hyd Door, Blade Bar & Head Swivel	0		14,901
02984823	50" Rotary w/Ctr Hyd Door, Blade Pan & Head Swivel	0		14,141
02983554	48" Flail-Axe (No Head Swivel)	770		12,680
02984371	48" Flail-Axe w/Head Swivel	0		14,367
02983586	48" Flail-Axe, SHD Cuttershaft (3 oz Knives)	0		13,948
02983560	60" HD Grass Flail (No Head Swivel)	870		13,308
02985449	60" HD Grass Flail w/Head Swivel	0		14,995
02983548	5' Timber Cat Sickle Bar	440		10,807
02983549	7' Timber Cat Sickle Bar	520		11,737
02983556	69" (3 Blade) BuzzBar Tree Cutter	705		12,737
02983557	48" (2 Blade) Buzzbar Tree Cutter	550		10,212
	OPTIONS			
02981992A	Additional Operators and Parts Manuals			45
02989463	Quick Hitch Kit* - SEE NOTE BELOW			3,285
02989464	Hydraulic Kit for Quick Hitch Head** - SEE NOTE BELOW			435
02975647	Flail-Axe Jack Stand Kit*** - SEE NOTE BELOW			269
02984400	HD Grass Flail Jack Stand Kit - SEE NOTE BELOW			278
02984407	Oil Cooler Brush Guard			557
02982002	Mounting Labor & Oil		0	5,934
02791800	Special Mower Paint		0	1,145
02968967	Special Tractor Paint		0	4,976
00889899	Additional 12 Month Warranty			3,608

* Includes all components to convert boom and (1) head to Quick Hitch

** Required to convert additional heads to Quick Hitch

*** Required to level flail head for Quick Hitch



Wholegoods Department
(800) 882-5762

24' MAVERICK

MOUNT KIT OPTIONS

PRODUCT ORDER CODE	TRACTOR CONFIGURATION	MAX. TIRE SIZE	
		FRONT	REAR
02982358	Cab/4wd	14.9-24	18.4-34
02982341	Cab/4wd	14.9-24	18.4-34
02986046	Cab/4wd	14.9-24	18.4-34
02986049	Cab/4wd	14.9-24	18.4-34
02982548	Cab/4wd	13.6-24	18.4-34
02982577	Cab/4wd	13.6-24	18.4-34
02986011	Cab/4wd	13.6-24	18.4-34
02982450	Cab/4wd	13.6-24	18.4-34
02985971	Cab/4wd	13.6-28	18.4-34
02983364	Cab/4wd	13.6-28	18.4-34
02985173	Cab/4wd	14.9-28	18.4-38
02983920	Cab/4wd	14.9-28	18.4-38
02987697	C/4	13.6-28	18.4-38
02986620	C/4	14.9-28	18.4-38
02986829	C/4	14.9-28	18.4-38
02988138	Cab/4wd	14.9-24	18.4-34
02983605	Cab/4wd	14.9-24	18.4-34
02987456	Cab/4wd	14.9-24	18.4-34
02982358	Cab/4wd	14.9-24	18.4-34
02982341	Cab/4wd	14.9-24	18.4-34
02986046	Cab/4wd	14.9-24	18.4-34
02986049	Cab/4wd	14.9-24	18.4-34



Wholegoods Department
(800) 882-5762

30' MAVERICK

MOUNT KIT OPTIONS

PRODUCT ORDER CODE	TRACTOR CONFIGURATION	MAX. TIRE SIZE	
		FRONT	REAR
02981892	Cab/4wd	14.9-24	18.4-34
02986052	Cab/4wd	14.9-24	18.4-34
02982395	Cab/4wd	13.6-24	18.4-34
02984191	Cab/4wd	13.6-28	18.4-34
02983096	Cab/4wd	13.6-28	18.4-34
02984772	Cab/4wd	14.9-28	18.4-38
02984684	Cab/4wd	14.9-28	18.4-38
02986363	C/4	13.6-28	18.4-38
02986617	C/4	14.9-28	18.4-38
02984419	Cab/4wd	14.9-24	18.4-34
02988639	Cab/4wd	14.9-24	18.4-34
02981892	Cab/4wd	14.9-24	18.4-34
02986052	Cab/4wd	14.9-24	18.4-34

OTHER SPECIFICATIONS

- (1) Always use the maximum tire size for favorable ground clearance.
- (2) Mount kits are designed for use with 4wd tractors only.
- (3) Tractors should not be ordered with armrest-integrated controls.
- (4) Tractors must be equipped with flanged rear rims unless otherwise noted.
- (5) The right handrail must be removed for boom transport clearance.
- (6) Tractors must include a standard through-hood exhaust.



Wholegoods Department
(800) 882-5762

60" VERSA ROTARY

60" Mid-Mount Rotary Mower

F.O.B. Seguin, TX

STANDARD SPECIFICATIONS

- Welded Steel Plate Frame Braced to the Front Bolster & Rear Axle
- 60-Gallon Hydraulic Reservoir with 12-Micron Filtration
- Lift Frame Capable of Tilting the Head 180°
- Lift Frame is Capable of Lifting the Head 17" Above & 6" Below Grade Level
- Exterior Boom Arm 5"x5"x1/4" Steel Tubing
- Stacked Hydraulic Pump Rated @ 51 GPM @ 2500 PSI
- 2-Spool, Open Center, Tapered Positive Metering Valve
- Tractor Req: 60 HP
- Cutting Capacity: 2" material

HEAD SPECIFICATIONS

- 60" Boom-Axe Head
- 1/4" Gauge Deck with 3/8" Side Skirts
- Channel Reinforcements on the Top Deck
- Spindle Mounting Plate is 1" at the Spindle
- 90 HP Gear Motor Directly Splined to the Spindle
- 4-1/2"x9" Hardened Spindle
- 1-1/4"x6" Blades, 360° Swing
- 360° Swinging Updraft Blades
- Full-Length Replaceable Skid Shoes
- Front & Rear Chain Guards
- Standard (1) year limited parts and labor warranty

PRODUCT ORDER CODE	DESCRIPTION	APPRX. WEIGHT		LIST PRICE
60" VERSA ROTARY BASE UNIT (One Choice Required)				
04950004	VERSA Rotary Extreme Service Extension Arm-Rops	2,300		5,740
04950005	VERSA Rotary Extreme Service Extension Arm-Cab	2,300		5,740
04950008	VERSA Rotary Breakaway Extension Arm-Rops	2,370		7,599
04950009	VERSA Rotary Breakaway Extension Arm-Cab	2,370		7,599
04950010	VERSA Rotary Extreme Service Extension Arm-Cab-Tractor Hydraulics* <i>* Requires 2 open sets of Hydraulic Remotes</i>	2,300		4,889
MOWER HEAD (One Choice Required)				
02964876	60" Rotary with Bar, Front & Rear Chain Guards	1,050		8,349
02977051	60" Rotary with Bar, Front & Rear Chain Guards (1/4" deck)	1,100		8,968
02964878	60" Rotary with Pan, Front & Rear Chain Guards	1,100		9,128
02975016	60" Rotary with Pan, Front & Rear Chain Guards (1/4" deck)	1,150		9,761
02964884	60" Breakaway Rotary with Bar, Front & Rear Chain Guards	1,050		8,990
02964886	60" Breakaway Rotary with Pan, Front & Rear Chain Guards	1,100		9,849
02964888	60" Rotary with Bar, Tail Wheel, Front & Rear Chain Guards	1,140		9,111
02964890	60" Rotary with Pan, Tail Wheel, Front & Rear Chain Guards	1,190		9,900
02967263	60" Deep Deck Rotary with Bar, Front & Rear Chain Guards (1/4" deck)	1,050		9,216
02967267	60" Deep Deck Rotary with Pan, Front & Rear Chain Guards (1/4" deck)	1,125		10,168
MOUNT KIT (One Choice Required)				
<i>See Mount Kit Page for Descriptions and Part Numbers</i>		<i>See Mount Kit Options</i>		
Options				
02897300	Additional Operators and Parts Manual			45
02963045	Mounting Labor & Oil		0	5,240
02791800	Special Mower Paint			738
02968967	Special Tractor Paint			4,976
02960273	Spacer Kit for VERSA Mower with Blade Pan	8		146
02964900	Cable & Clamp Kit	5		31
02966070	Side Gauge Wheel Option (60" Deep-Deck VERSA Only) <i>NOTE: Cages available by special order</i>	75		515
02978378	Tilt Cylinder Kit			670
02978383	Tilt Cylinder Kit			423
02978391	Tilt Cylinder Kit			423
00889899	Additional 12 Month Warranty			2,165



Wholegoods Department
(800) 882-5762

60" VERSA ROTARY

MOUNT KIT OPTIONS

PRODUCT ORDER CODE	MODEL	MAXIMUM TIRE SIZE		LIST PRICE
		FRONT	REAR	
02983986	Cab/2&4wd (Fender Tank)	11.2-24	16.9-30	4,637
02977579	ROPS/2wd (Mid-Mt Tank)	7.50-16	16.9-30	4,637
02981057	ROPS/4wd (Fender Tank)	11.2-24	16.9-30	4,637
02982265	Cab/2&4wd (Fender Tank)	12.4-24	18.4-30	4,637
02982253	ROPS/2wd (Fender Tank)	36x11-16 Air	18.4-30	4,637
02982879	ROPS/4wd (Fender Tank)	12.4-24	18.4-30	4,637
02980734	Cab/2wd (Mid-Mt Tank)	10.00-16	18.4-34	6,274
02980831	Cab/2wd (Tractor Hyd/Mid-Mt Tank)	10.00-16	18.4-34	5,689
02981497	Cab/4wd (Fender Tank)	13.6-24	18.4-34	5,264
02982461	ROPS/2wd (Mid-Mt Tank)	10.00-16	18.4-34	5,264
02984316	Cab/2&4wd (Fender Tank)	12.4-24	18.4-34	5,264
02980759	ROPS/2wd (Mid-Mt Tank)	10.00-16	18.4-30	5,527
02980207	Cab/2&4wd (Fender Tank)	12.4-24	18.4-30	4,637
02980910	Cab/2&4wd (Tractor Hyd/Fender Tank)	12.4-24	18.4-30	4,146
02979674	ROPS/2wd (Mid-Mt Tank)	36x11-16 Air	20x20 Logging	4,637
02980891	ROPS/4wd (Fender Tank)	12.4-24	18.4-30	5,527
02980907	ROPS/4wd (Tractor Hyd/Fender Tank)	12.4-24	18.4-30	4,942
02982265	Cab/2&4wd (Fender Tank)	12.4-24	18.4-30	4,637
02982253	ROPS/2wd (Fender Tank)	36x11-16 Air	18.4-30	4,637
02982879	ROPS/4wd (Fender Tank)	12.4-24	18.4-30	4,637
02983986	Cab/2&4wd (Fender Tank)	11.2-24	16.9-30	4,637
02977579	ROPS/2wd (Mid-Mt Tank)	7.50-16	16.9-30	4,637
02981057	ROPS/4wd (Fender Tank)	11.2-24	16.9-30	4,637
02983986	Cab/2&4wd (Fender Tank)	11.2-24	16.9-30	4,637
02977579	ROPS/2wd (Mid-Mt Tank)	7.50-16	16.9-30	4,637
02981057	ROPS/4wd (Fender Tank)	11.2-24	16.9-30	4,637
02980734	Cab/2wd (Mid-Mt Tank)	10.00-16	18.4-34	6,274
02980831	Cab/2wd (Tractor Hyd/Mid-Mt Tank)	10.00-16	18.4-34	5,689
02981497	Cab/4wd (Fender Tank)	13.6-24	18.4-34	5,264
02982461	ROPS/2wd (Mid-Mt Tank)	10.00-16	18.4-34	5,264
02984316	Cab/2&4wd (Fender Tank)	12.4-24	18.4-34	5,264
02984121	Cab/2&4wd (Fender Tank)	11.2-24	16.9-30	4,637
02982838	Cab/2&4wd (Fender Tank)	11.2-24	16.9-30	4,637
02982855	Cab/2&4wd (Tractor Loader Valve Hyd/Fender Tank)	11.2-24	16.9-30	4,146
02982719	ROPS/2&4wd	11.2-24	16.9-30	4,637
02983600	ROPS/2&4wd	11.2-24	16.9-30	4,637
02978819	Cab/2wd (Mid-Mt Tank)	10.00-16	18.4-34	6,274
02980756	Cab/2wd (Tractor Hyd-2nd Remote Req'd/Mid-Mt Tank)	10.00-16	18.4-34	4,773
02980105	Cab/4wd (Mid-Mt Tank)	12.4-24	18.4-34	5,264
02980768	Cab/4wd (Tractor Hyd-2nd Remote Req'd/Mid-Mt Tank)	12.4-24	18.4-34	4,773
02979371	ROPS/2wd (Mid-Mt Tank)	10.00-16	18.4-34	6,274
02978819	CAB/2wd (Mid-Mt Tank)	10.00-16	18.4-34	6,274
02980756	CAB/2wd (Tractor Hyd/Mid-Mt Tank)	10.00-16	18.4-34	4,773
02980105	CAB/4wd (Mid-Mt Tank)	12.4-24	18.4-34	5,264
02980768	CAB/4wd (Tractor Hyd/Mid-Mt Tank)	12.4-24	18.4-34	4,773
02979371	ROPS/2wd (Mid-Mt Tank)	10.00-16	18.4-34	6,274
02982138	Cab/2wd (Mid-Mt Tank)	11.00-16	18.4-34	5,264
02982138	Cab/2wd (Mid-Mt Tank)	11.00-16	18.4-38	5,264
02982101	ROPS/2wd w/Std Hood (Fender Tank)	10.00-16	18.4-34	5,264

All Mount Kits listed will include axle-mounted Boom Rest. Standard Cage for ROPS Tractors Only.



Wholegoods Department
(800) 882-5762

72" VERSA ROTARY

72" Mid-Mount Rotary Mower

F.O.B. Seguin, TX

STANDARD SPECIFICATIONS

- Welded Steel Plate Frame Braced to the Front Bolster & Rear Axle
- 60-Gallon Hydraulic Reservoir with 12-Micron Filtration
- Lift Frame Capable of Tilting the Head 180°
- Lift Frame is Capable of Lifting the Head 17" Above & 6" Below Grade Level
- Stacked Hydraulic Pump Rated @ 51 GPM @ 2500 PSI
- 2-Spool, Open Center, Tapered Positive Metering Valve
- Tractor Req: 60 HP
- Cutting Capacity: 2" material

HEAD SPECIFICATIONS

- 72" Rotary Head
- 1/4" Gauge Deck with 3/8" Side Skirts
- Channel Reinforcements on the Top Deck
- Spindle Mounting Plate is 1" at the Spindle
- 90 HP Gear Motor Directly Splined to the Spindle
- 4-1/2"x9" Hardened Spindle
- 1-1/4"x6" Blade Bar
- 360° Swinging Updraft Blades
- Full-Length Replaceable Skid Shoes
- Front & Rear Chain Guards
- Standard (1) year limited parts and labor warranty.

PRODUCT ORDER CODE	DESCRIPTION	APPRX. WEIGHT		LIST PRICE
72" VERSA ROTARY BASE UNIT (One Choice Required)				
04950004	VERSA Rotary, Extreme Service Extension Arm	2300		5,740
04950005	VERSA Rotary, Extreme Service Extension Arm (CAB Tractor)	2300		5,740
MOWER HEAD (One Choice Required)				
<i>Select From List For Extra Head Orders</i>				
02964880	72" Rotary with Bar, Front & Rear Chain Guards	1270		9,636
02964882	72" Rotary with Pan, Front & Rear Chain Guards	1320		10,347
MOUNT KIT (One Choice Required)				
<i>See Mount Kit Page for Descriptions and Part Numbers</i>		<i>See Mount Kit Options</i>		
OPTIONS				
02897300	Additional Operators and Parts Manual			45
02963045	Mounting Labor & Oil		0	6,165
02791800	Special Mower Paint			756
02968967	Special Tractor Paint			4,976
02938200	Tail Wheel Kit			738
02964901	Cable and Clamp Kit			39
02978383	Tilt Cylinder Kit			423
02978391	Tilt Cylinder Kit			423
00889899	Additional 12 Month Warranty			2,165



Wholegoods Department
(800) 882-5762

72" VERSA ROTARY

MOUNT KIT OPTIONS

PRODUCT ORDER CODE	MODEL	MAXIMUM TIRE SIZE		LIST PRICE
		FRONT	REAR	
02983986	Cab/2&4wd (Fender Tank)	11.2-24	16.9-30	4,637
02977579	ROPS/2wd (Mid-Mt Tank)	7.50-16	16.9-30	4,637
02981057	ROPS/4wd (Fender Tank)	11.2-24	16.9-30	4,637
02982265	Cab/2&4wd (Fender Tank)	12.4-24	18.4-30	4,637
02982253	ROPS/2wd (Fender Tank)	36x11-16 Air	18.4-30	4,637
02982879	ROPS/4wd (Fender Tank)	12.4-24	18.4-30	4,637
02980734	Cab/2wd (Mid-Mt Tank)	10.00-16	18.4-34	6,274
02980831	Cab/2wd (Tractor Hyd/Mid-Mt Tank)	10.00-16	18.4-34	5,689
02981497	Cab/4wd (Fender Tank)	13.6-24	18.4-34	5,264
02982461	ROPS/2wd (Mid-Mt Tank)	10.00-16	18.4-34	5,264
02984316	Cab/2&4wd (Fender Tank)	12.4-24	18.4-34	5,264
02980759	ROPS/2wd (Mid-Mt Tank)	10.00-16	18.4-30	5,527
02980207	Cab/2&4wd (Fender Tank)	12.4-24	18.4-30	4,637
02980910	Cab/2&4wd (Tractor Hyd/Fender Tank)	12.4-24	18.4-30	4,146
02979674	ROPS/2wd (Mid-Mt Tank)	36x11-16 Air	20x20 Logging	4,637
02980891	ROPS/4wd (Fender Tank)	12.4-24	18.4-30	5,527
02980907	ROPS/4wd (Tractor Hyd/Fender Tank)	12.4-24	18.4-30	4,942
02982265	Cab/2&4wd (Fender Tank)	12.4-24	18.4-30	4,637
02982253	ROPS/2wd (Fender Tank)	36x11-16 Air	18.4-30	4,637
02982879	ROPS/4wd (Fender Tank)	12.4-24	18.4-30	4,637
02983986	Cab/2&4wd (Fender Tank)	11.2-24	16.9-30	4,637
02977579	ROPS/2wd (Mid-Mt Tank)	7.50-16	16.9-30	4,637
02981057	ROPS/4wd (Fender Tank)	11.2-24	16.9-30	4,637
02983986	Cab/2&4wd (Fender Tank)	11.2-24	16.9-30	4,637
02977579	ROPS/2wd (Mid-Mt Tank)	7.50-16	16.9-30	4,637
02981057	ROPS/4wd (Fender Tank)	11.2-24	16.9-30	4,637
02980734	Cab/2wd (Mid-Mt Tank)	10.00-16	18.4-34	6,274
02980831	Cab/2wd (Tractor Hyd/Mid-Mt Tank)	10.00-16	18.4-34	5,689
02981497	Cab/4wd (Fender Tank)	13.6-24	18.4-34	5,264
02982461	ROPS/2wd (Mid-Mt Tank)	10.00-16	18.4-34	5,264
02984316	Cab/2&4wd (Fender Tank)	12.4-24	18.4-34	5,264
02984121	Cab/2&4wd (Fender Tank)	11.2-24	16.9-30	4,637
02982838	Cab/2&4wd (Fender Tank)	11.2-24	16.9-30	4,637
02982855	Cab/2&4wd (Tractor Loader Valve Hyd/Fender Tank)	11.2-24	16.9-30	4,146
02982719	ROPS/2&4wd	11.2-24	16.9-30	4,637
02983600	ROPS/2&4wd	11.2-24	16.9-30	4,637
02978819	Cab/2wd (Mid-Mt Tank)	10.00-16	18.4-34	6,274
02980756	Cab/2wd (Tractor Hyd-2nd Remote Req'd/Mid-Mt Tank)	10.00-16	18.4-34	4,773
02980105	Cab/4wd (Mid-Mt Tank)	12.4-24	18.4-34	5,264
02980768	Cab/4wd (Tractor Hyd-2nd Remote Req'd/Mid-Mt Tank)	12.4-24	18.4-34	4,773
02979371	ROPS/2wd (Mid-Mt Tank)	10.00-16	18.4-34	6,274
02978819	CAB/2wd (Mid-Mt Tank)	10.00-16	18.4-34	6,274
02980756	CAB/2wd (Tractor Hyd/Mid-Mt Tank)	10.00-16	18.4-34	4,773
02980105	CAB/4wd (Mid-Mt Tank)	12.4-24	18.4-34	5,264
02980768	CAB/4wd (Tractor Hyd/Mid-Mt Tank)	12.4-24	18.4-34	4,773
02979371	ROPS/2wd (Mid-Mt Tank)	10.00-16	18.4-34	6,274
02982138	Cab/2wd (Mid-Mt Tank)	11.00-16	18.4-34	5,264
02982138	Cab/2wd (Mid-Mt Tank)	11.00-16	18.4-38	5,264
02982101	ROPS/2wd w/Std Hood (Fender Tank)	10.00-16	18.4-34	5,264

All Mount Kits listed will include axle-mounted Boom Rest. Standard Cage for ROPS Tractors Only.



Wholegoods Department
(800) 882-5762

60" & 74" VERSA FLAILS

60" & 74" Mid-Mount Flail Mowers

F.O.B. Seguin, TX

STANDARD SPECIFICATIONS

- Welded Steel Plate Frame Braced to the Front Bolster & Rear Axle
- 60-Gallon Hydraulic Reservoir with 12-Micron Filtration
- Lift Frame Capable of Tilting the Head 180°
- Lift Frame is Capable of Lifting the Head 17" Above & 6" Below Grade Level
- Tandem Hydraulic Pump Rated @ 51 GPM @ 2500 PSI
- 2-Spool, Open Center, Tapered Positive Metering Valve

HEAD SPECIFICATIONS

- 60", 74", & 88" Flail Head
- 10-Gauge Unitized Cutter Housing
- Replaceable Skid Shoes
- 4-1/2" x 5/16" Wall Cuttershaft
- 1-5/16" Bore Greaseable, Selfaligning Cuttershaft Bearings
- 62 HP Gear Motor
- Belt Drive From Gearbox To Cuttershaft with Automatic Spring Tension
- 6" Adjustable Rear Roller
- 1/2" to 6" Cutting Height
- Available in Fine or Coarse-Cut
- Front and Rear Safety Deflectors
- Standard (1) year limited parts and labor warranty.

PRODUCT ORDER CODE	DESCRIPTION	APPRX. WEIGHT		LIST PRICE
VERSA FLAIL BASE UNIT (One Choice Required)				
04950004	VERSA Flail Extreme Service Extension Arm-Rops	2300		5,740
04950005	VERSA Flail Extreme Service Extension Arm-Cab	2300		5,740
04950008	VERSA Flail Breakaway Extension Arm-Rops	2370		7,599
04950009	VERSA Flail Breakaway Extension Arm-Cab	2370		7,599
04950010	VERSA Flail Extreme Service Extension Arm-Cab-Tractor Hydraulics*	2300		4,889
MOWER HEAD (One Choice Required)				
<i>Select From List For Extra Head Orders</i>				
02963836	60" Versa Flail, Belt Drive	740		12,963
02968968	60" Versa Flail, Belt Drive, Extreme-Duty Knife	734		12,761
02963837	74" Versa Flail, Belt Drive	840		13,280
02967639	74" Versa Flail, Belt Drive, Extreme-Duty Knife	834		13,281
MOUNT KIT (One Choice Required)				
<i>See Mount Kit Page for Descriptions and Part Numbers</i>		<i>See Mount Kit Options</i>		
OPTIONS				
02897300	Additional Operators and Parts Manual			45
02963045	Mounting Labor & Oil, CAB Tractor		0	5,240
02791800	Special Mower Paint			734
02968967	Special Tractor Paint			4,976
00889899	Additional 12 Month Warranty			2,802



Wholegoods Department
(800) 882-5762

VERSA FLAIL

MOUNT KIT OPTIONS

PRODUCT ORDER CODE	MODEL	MAXIMUM TIRE SIZE		LIST PRICE
		FRONT	REAR	
02983986	Cab/2&4wd (Fender Tank)	11.2-24	16.9-30	4,637
02977579	ROPS/2wd (Mid-Mt Tank)	7.50-16	16.9-30	4,637
02981057	ROPS/4wd (Fender Tank)	11.2-24	16.9-30	4,637
02982265	Cab/2&4wd (Fender Tank)	12.4-24	18.4-30	4,637
02982253	ROPS/2wd (Fender Tank)	36x11-16 Air	18.4-30	4,637
02982879	ROPS/4wd (Fender Tank)	12.4-24	18.4-30	4,637
02980734	Cab/2wd (Mid-Mt Tank)	10.00-16	18.4-34	6,274
02980831	Cab/2wd (Tractor Hyd/Mid-Mt Tank)	10.00-16	18.4-34	5,689
02981497	Cab/4wd (Fender Tank)	13.6-24	18.4-34	5,264
02982461	ROPS/2wd (Mid-Mt Tank)	10.00-16	18.4-34	5,264
02984316	Cab/2&4wd (Fender Tank)	12.4-24	18.4-34	5,264
02980759	ROPS/2wd (Mid-Mt Tank)	10.00-16	18.4-30	5,527
02980207	Cab/2&4wd (Fender Tank)	12.4-24	18.4-30	4,637
02980910	Cab/2&4wd (Tractor Hyd/Fender Tank)	12.4-24	18.4-30	4,146
02979674	ROPS/2wd (Mid-Mt Tank)	36x11-16 Air	20x20 Logging	4,637
02980891	ROPS/4wd (Fender Tank)	12.4-24	18.4-30	5,527
02980907	ROPS/4wd (Tractor Hyd/Fender Tank)	12.4-24	18.4-30	4,942
02982265	Cab/2&4wd (Fender Tank)	12.4-24	18.4-30	4,637
02982253	ROPS/2wd (Fender Tank)	36x11-16 Air	18.4-30	4,637
02982879	ROPS/4wd (Fender Tank)	12.4-24	18.4-30	4,637
02983986	Cab/2&4wd (Fender Tank)	11.2-24	16.9-30	4,637
02977579	ROPS/2wd (Mid-Mt Tank)	7.50-16	16.9-30	4,637
02981057	ROPS/4wd (Fender Tank)	11.2-24	16.9-30	4,637
02983986	Cab/2&4wd (Fender Tank)	11.2-24	16.9-30	4,637
02977579	ROPS/2wd (Mid-Mt Tank)	7.50-16	16.9-30	4,637
02981057	ROPS/4wd (Fender Tank)	11.2-24	16.9-30	4,637
02980734	Cab/2wd (Mid-Mt Tank)	10.00-16	18.4-34	6,274
02980831	Cab/2wd (Tractor Hyd/Mid-Mt Tank)	10.00-16	18.4-34	5,689
02981497	Cab/4wd (Fender Tank)	13.6-24	18.4-34	5,264
02982461	ROPS/2wd (Mid-Mt Tank)	10.00-16	18.4-34	5,264
02984316	Cab/2&4wd (Fender Tank)	12.4-24	18.4-34	5,264
02984121	Cab/2&4wd (Fender Tank)	11.2-24	16.9-30	4,637
02982838	Cab/2&4wd (Fender Tank)	11.2-24	16.9-30	4,637
02982855	Cab/2&4wd (Tractor Loader Valve Hyd/Fender Tank)	11.2-24	16.9-30	4,146
02982719	ROPS/2&4wd	11.2-24	16.9-30	4,637
02983600	ROPS/2&4wd	11.2-24	16.9-30	4,637
02978819	Cab/2wd (Mid-Mt Tank)	10.00-16	18.4-34	6,274
02980756	Cab/2wd (Tractor Hyd-2nd Remote Req'd/Mid-Mt Tank)	10.00-16	18.4-34	4,773
02980105	Cab/4wd (Mid-Mt Tank)	12.4-24	18.4-34	5,264
02980768	Cab/4wd (Tractor Hyd-2nd Remote Req'd/Mid-Mt Tank)	12.4-24	18.4-34	4,773
02979371	ROPS/2wd (Mid-Mt Tank)	10.00-16	18.4-34	6,274
02978819	CAB/2wd (Mid-Mt Tank)	10.00-16	18.4-34	6,274
02980756	CAB/2wd (Tractor Hyd/Mid-Mt Tank)	10.00-16	18.4-34	4,773
02980105	CAB/4wd (Mid-Mt Tank)	12.4-24	18.4-34	5,264
02980768	CAB/4wd (Tractor Hyd/Mid-Mt Tank)	12.4-24	18.4-34	4,773
02979371	ROPS/2wd (Mid-Mt Tank)	10.00-16	18.4-34	6,274
02982138	Cab/2wd (Mid-Mt Tank)	11.00-16	18.4-34	5,264
02982138	Cab/2wd (Mid-Mt Tank)	11.00-16	18.4-38	5,264
02982101	ROPS/2wd w/Std Hood (Fender Tank)	10.00-16	18.4-34	5,264



Wholegoods Department
(800) 882-5762

VERSA PRO FLAIL

Flail Mower

STANDARD SPECIFICATIONS

BASE UNIT SPECIFICATIONS

- 21'8" Overall Cutting Width
- 3/8" Box Fully Welded Frame
- 19-Gallon Reservoir with 10 Micron Filtration
- Tandem Piston Pumps Rated @ 48 GPM @ 3800 PSI
- Standard (1) year limited parts and labor warranty

WING MOWER SPECIFICATIONS

- 88" Cutting Width
- Two 10-Gauge Unitized Cutter Housings
- 1/2" Inboard & 5/16" Outboard Side Plates
- Replaceable Skid Shoes
- 4-1/2" x 5/16" Wall Cuttershaft
- 1-5/16" Bore Greaseable, Self-aligning Cuttershaft Bearings
- 53 HP Motor
- Belt Drive From Motor To Cuttershaft with Automatic Spring Tension
- 6" Adjustable Rear Roller
- 1/2" to 6" Cutting Height
- Available in Fine or Coarse-Cut
- Front and Rear Safety Deflectors
- Automatic Cut-Off Switches
- Wing Cylinder Capable of 45 degrees Down & 90° Up

FRONT MOWER SPECS

- 96" Cutting Width
- 10-Gauge Unitized Cutter Housing
- 5/16" Side Plates
- 4-1/2" x 5/16" Wall Cuttershaft
- 1-5/16" Bore Greaseable, Self-aligning Cuttershaft Bearings
- 60 HP Gearbox
- 6" Adjustable Rear Roller
- 1/2" to 6" Cutting Height
- Available in Fine or Coarse-Cut
- Front and Rear Safety Deflectors
- Belt Drive From Gearbox To Cuttershaft with Automatic Spring Tension

PRODUCT ORDER CODE	DESCRIPTION	APPRX. WEIGHT		LIST PRICE
VERSA PRO FLAIL BASE UNIT (One Choice Required)				
04903031	21'8" Versa Pro Flail, Fine-Cut Knives, Reverse Rot	3324		56,929
04903026	21'8" Versa Pro Flail, Coarse-Cut Knives	3263		57,577
04903027	21'8" Versa Pro Flail, Fine-Cut w/Ring Knives	3278		57,816
04903028	21'8" Versa Pro Flail, Extreme Service Knives	3269		57,738
04903030	21'8" Versa Pro Flail, Fine-Cut Knives	3324		56,929
OPTIONS				
803350	Additional Operators and Parts Manual			45
02791800	Special Mower Paint			1,145
02963046	Mounting Labor & Oil		0	3,841
00889899	Additional 12 Month Warranty			2,886



Wholegoods Department
(800) 882-5762

74" & 88" RIGHT-HAND INTERSTATER

74" & 88" Professional Flail Mowers

STANDARD SPECIFICATIONS

- 62", 74", or 88" Cutting Widths
- Full-Length Welded Tubular Frame with Transport Lock
- 19-Gallon Reservoir with 12 Micron Filtration
- Piston Pump Rated @ 24 GPM @ 3800 PSI
- 2-Spool Valve with Detent Position
- Automatic Cut-Off Switch
- Lift Cylinder Capable of 14" Vertical Lift
- Tilt Cylinder Capable of 45° Down & 90° Up
- 10-Gauge Unitized Cutter Housing
- 1/2" Inboard & 5/16" Outboard Side Plates
- Replaceable Skid Shoes
- 4-1/2" x 5/16" Wall Cuttershaft
- 1-5/16" Bore Greaseable, Self-aligning Cuttershaft Bearings
- 53 HP Piston Motor
- Belt Drive From Motor To Cuttershaft with Automatic Spring Tension
- 6" Adjustable Rear Roller
- 1/2" to 6" Cutting Height
- Available in Fine or Coarse-Cut
- Front and Rear Safety Deflectors
- Standard (1) year limited parts and labor warranty

PRODUCT ORDER CODE	DESCRIPTION	APPRX. WEIGHT		LIST PRICE
RIGHT HAND INTERSTATER BASE UNIT				
988005	74" Coarse-Cut (3 oz. Knives)	1200		19,375
988008	74" Coarse-Cut (4 oz. Knives)	1205		19,507
988061	74" Fine-Cut, Rock and Trash Knives	1208		19,729
988009	88" Coarse-Cut (3 oz. Knives)	1250		19,589
988012	88" Coarse-Cut (4 oz. Knives)	1255		19,716
MOUNT KIT (One Choice Required)		See Mount Kit Options		
<i>See Mount Kit Page for Descriptions and Part Numbers</i>				
OPTIONS				
803213	Additional Operators and Parts Manual			45
801022	Mounting Labor & Oil, CAB Tractor			3,899
02791800	Special Mower Paint			716
02968967	Special Tractor Paint			4,976
107519	74" Right-Clipped Foot Guard	37		332
107524	88" Right-Clipped Foot Guard	42		398
00889899	Additional 12 Month Warranty			1,247



Wholegoods Department
(800) 882-5762

RIGHT-HAND INTERSTATER

MOUNT KIT OPTIONS

PROD. ORDER CODE	MODEL	REAR OFFSET REQUIRED	MAX. TIRE SIZE		LIST PRICE
			FRONT	REAR	
108777 704548	Cab/2 (RHO/Aux Pump)	88"OR 8.5" 96"OR 12.5"	9.5L-15	16.9-30	7,377
108777 02980173	C/2 (RHO/Tractor Hyd)	88"OR 8.5" 96"OR 12.5"	9.5L-15	16.9-30	6,767
02984334 02984335	C/4 (RH Only/Aux) (Include clipped foot guard for 4wd)	88"OR 14.5" 96"OR 12.5"	11.2-20	14.9-28	7,377
108775 704546	ROPS/2 (RH Only/Aux)	88"OR 8.5" 96"OR 12.5"	11L-15	16.9-30	7,377
108775 02980457	R/2 (RHO/Tractor Hyd)	88"OR 8.5" 96"OR 12.5"	11L-15	16.9-30	6,767
02983494 02983537	Cab/2&4 (RHO/Aux) (Include clipped foot guard for 4wd)	88"OR 8.5" 96" Ctr	11.2-24	16.9-34	7,377
02980206 02983546	ROPS/2wd (RHO/Aux)	88"OR 8.5" 96" Ctr	10.00-16	16.9-34	7,377
02981068 02981075	Cab/2&4wd (RH Only/Aux Pump) (Include clipped foot guard for 4wd)	88"OR 8.5" 96" Ctr	12.4-24	18.4-30	8,575
02981068 02981072	ROPS/2&4 (RH Only/Aux Pump) (Include clipped foot guard for 4wd)	88"OR 8.5" 96" Ctr	12.4-24	18.4-30	8,575
02982986 02983000	Cab/2&4 (RHO/Aux)	88"OR 8.5" 96" Ctr	12.4-24	18.4-30	8,575
02980834 02980255	ROPS/2&4wd (RH 1st w/Aux Pump) (Include clipped foot guard for 4wd)	88"OR 8.5" 96" Ctr	12.4-24	18.4-30	8,053
02980206 02983635	Cab/2wd (RH Only w/Aux Pump)	88"OR 8.5" 96" Ctr	10.00-16	16.9-34	7,377
02983494 02983537	Cab/2&4 (RH Only/Aux Pump) (Include clipped foot guard for 4wd)	88"OR 8.5" 96" Ctr	11.2-24	16.9-34	7,377
02980206 02983546	ROPS/2wd (RH Only/Aux Pump)	88"OR 8.5" 96" Ctr	10.00-16	16.9-34	7,377
108777 704548	Cab/2 (RH Only/Aux Pump)	88"OR 8.5" 96"OR 12.5"	9.5L-15	16.9-30	7,377
108777 02980173	Cab/2 (RH Only/Tractor Hyd)	88"OR 8.5" 96"OR 12.5"	9.5L-15	16.9-30	6,767

PRICING CONTINUED ON NEXT PAGE



Wholegoods Department
(800) 882-5762

RIGHT-HAND INTERSTATER

MOUNT KIT OPTIONS - CONTINUED

PROD. ORDER CODE	MODEL	REAR OFFSET REQUIRED	MAX. TIRE SIZE		LIST PRICE
			FRONT	REAR	
108775 704546	ROPS/2wd (RH Only/Aux Pump)	88"OR 8.5" 96"OR 12.5"	11L-15	16.9-30	7,377
108775 02980457	ROPS/2wd (RH Only/Tractor Hyd)	88"OR 8.5" 96"OR 12.5"	11L-15	16.9-30	6,767
108777 704548	Cab/2 (RH Only/Aux Pump)	88"OR 8.5" 96"OR 12.5"	9.5L-15	16.9-30	7,377
108777 02980173	Cab/2 (RHO/Tractor Hyd)	88"OR 8.5" 96"OR 12.5"	9.5L-15	16.9-30	6,767
02984334 02984335	Cab/4 (RH Only/Aux Pump) (Include clipped foot guard for 4wd)	88"OR 14.5" 96"OR 12.5"	11.2-20	14.9-28	7,377
108775 704546	ROPS/2wd (RH Only/Aux Pump)	88"OR 8.5" 96"OR 12.5"	11L-15	16.9-30	7,377
108775 02980457	ROPS/2wd (RHO/Tractor Hyd)	88"OR 8.5" 96"OR 12.5"	11L-15	16.9-30	6,767
02981068 02981075	Cab/2&4wd (RH Only/Aux Pump) (Include clipped foot guard for 4wd)	88"OR 8.5" 96" Ctr	12.4-24	18.4-30	8,575
02981068 02981072	ROPS/2&4wd (RH Only/Aux Pump) (Include clipped foot guard for 4wd)	88"OR 8.5" 96" Ctr	12.4-24	18.4-30	8,575
02982986 02983000	Cab/2&4 (RHO/Aux)	88"OR 8.5" 96" Ctr	12.4-24	18.4-30	8,575
02983231 02983224	Cab/2wd (RH Only/Aux Pump)	88"OR 8.5" 96" Ctr	6.50-16	13.6-28	7,377
02983848 02983858	JD 5225/5325 Cab/4wd (RH Only/Aux Pump)	88"OR 8.5" 96" Ctr	11.2-24	16.9-30	7,377
02988138 02983640	Cab/2&4wd (RH Only/Aux Pump) (Include clipped foot guard for 4wd)	88"OR 8.5" 96" Ctr	11.2-24	16.9-30	7,377
02988138 02984124	Cab/2&4wd (RH Only/Loader Hyd) (Include clipped foot guard for 4wd)	88"OR 8.5" 96" Ctr	11.2-24	16.9-30	6,767
02978882 02978908	Cab/2&4wd (RH Only/Aux Pump)	88"OR 8.5" 96" Ctr	12.4-24	18.4-34	8,575
02978882 02978879	Cab/2&4wd (RH Only/Tractor Hyd) (2nd Remote Req'd)	88"OR 8.5" 96" Ctr	12.4-24	18.4-34	7,966
02978882 02978908	Cab/2&4wd (RHO/Aux Pump)	88"OR 8.5" 96" Ctr	12.4-24	18.4-30	8,575
02978882 02978879	JD 6120/6220/6320/6420 Cab/2&4 (RHO/Tractor Hyd)	88"OR 8.5" 96" Ctr	12.4-24	18.4-30	7,966
02981881 02981312	Cab/2wd (RH Only/Tractor Hyd)	88"OR 8.5" 96" Ctr	7.50-16	16.9-28	6,767
02982467 02982079	C2 (RHO/Trac Hyd)	88"OR 8.5" 96" Ctr	11L-16	16.9-30	7,377
02982218 02982079	C/4 (RHO/Trac Hyd) (Include clipped foot guard for 4wd)	88"OR 8.5" 96" Ctr	11.2-24	16.9-30	7,377

Note that BOTH part numbers listed must be included with your order.



Wholegoods Department
(800) 882-5762

88" REAR INTERSTATER

Flail Mower

STANDARD SPECIFICATIONS

- 88" Cutting Width
- 10-Gauge Unitized Cutter Housing
- 5/16" Side Plates
- CAT I or CAT II Three-Point Hitch
- 4-1/2" x 5/16" Wall Cuttershaft
- 1-5/16" Bore Greaseable, Self-aligning Cuttershaft Bearings
- 60 HP Gearbox
- 6" Adjustable Rear Roller
- 1/2" to 6" Cutting Height
- Available in Fine or Coarse-Cut
- Torque Limiter Clutch
- Front and Rear Safety Deflectors
- CAT 4 Driveline
- Belt Drive From Gearbox to Cuttershaft with Automatic Spring Tension
- Standard (1) year limited parts and labor warranty.

PRODUCT ORDER CODE	DESCRIPTION	APPRX. WEIGHT	LIST PRICE
88" REAR INTERSTATER BASE UNIT (One Choice Required)			
IR881	88" SHD, Center Mount	1035	6,499
IR882	88" SHD, Offset (8.5" Right)	1035	6,499
IR883	88" SHD, Offset (14.5" Right)	1035	6,499
IR884	88" SHD, Offset (20.5" Right)	1035	6,499
IR885	88" SHD, Offset (26.5" Right)	1040	6,499
KNIVES (One Choice Required)			
01	Coarse-Cut (3 oz. Knives)		N/C
02	Coarse-Cut (4 oz. Knives)		223
03	Fine-Cut		N/C
CASTERS (Once Choice Required)			
01	Roller Only	25	N/C
702700	360° Laminated Caster Wheel with Roller	124	1,494
OPTIONS			
803211	Additional Operators and Parts Manual		45
801002	Special Mower Paint (Rear Unit Only)		526
701150	Lift Chains	7	92
00889899	Additional 12 Month Warranty		1,539



Wholegoods Department
(800) 882-5762

96" REAR INTERSTATER

Flail Mower

STANDARD SPECIFICATIONS

- 96" Cutting Width
- 10-Gauge Unitized Cutter Housing
- 5/16" Side Plates
- CAT I or CAT II Three-Point Hitch
- 4-1/2" x 5/16" Wall Cuttershaft
- 1-5/16" Bore Greaseable, Self-aligning Cuttershaft Bearings
- 60 HP Gearbox
- 6" Adjustable Rear Roller
- 1/2" to 6" Cutting Height
- Available in Fine or Coarse-Cut
- Torque Limiter Clutch
- Front and Rear Safety Deflectors
- CAT 4 Driveline
- Belt Drive From Gearbox to Cuttershaft with Automatic Spring Tension
- Standard (1) year limited parts and labor warranty.

PRODUCT ORDER CODE	DESCRIPTION	APPRX. WEIGHT		LIST PRICE
	96" REAR INTERSTATER BASE UNIT <i>(One Choice Required)</i>			
SH961	96" SHD, Center Mount	1170		7,237
SH962	96" SHD, Offset (12.5" Right)	1170		7,237
SH963	96" SHD, Offset (18.5" Right)	1170		7,237
SH964	96" SHD, Offset (24.5" Right)	1170		7,237
SH965	96" SHD, Offset (30.5" Right)	1170		7,237
SH966	96" SHD, Center Mount With Caster Brackets	1249		7,725
SH967	96" SHD, Offset (12.5" Right) With Caster Brackets	1249		7,725
SH968	96" SHD, Offset (18.5" Right) With Caster Brackets	1249		7,725
SH969	96" SHD, Offset (24.5" Right) With Caster Brackets	1249		7,725
SH960	96" SHD, Offset (30.5" Right) With Caster Brackets	1249		7,725
	KNIVES <i>(One Choice Required)</i>			
01	Coarse-Cut (3 oz. Knives)			N/C
02	Coarse-Cut (4 oz. Knives)			244
03	Fine-Cut			N/C
	CASTERS <i>(One Choice Required)</i>			
01	Roller Only			N/C
02	360° Laminated Caster Wheel with Roller	154		1,494
	OPTIONS			
803211	Additional Operators and Parts Manual			45
801002	Special Mower Paint (Rear Unit Only)			526
701150	Lift Chains	7		92
00889899	Additional 12 Month Warranty			1,539



Wholegoods Department
(800) 882-5762

INTERSTATER DUAL-WING

Flail Mower

STANDARD SPECIFICATIONS

BASE UNIT SPECIFICATIONS

- 16'5", 18'5", or 20'9" Overall Cutting Widths
- Full-Length Welded Tubular Frame with Transport Lock
- 19-Gallon Reservoir with 12 Micron Filtration
- Tandem Piston Pumps Rated @ 48 GPM @ 3800 PSI
- 4-Spool Valve with Detent Position
- Standard (1) year limited parts and labor warranty

WING MOWER SPECIFICATIONS

- 62", 74", or 88" Cutting Widths
- 1/2" Inboard & 5/16" Outboard Side Plates
- Replaceable Skid Shoes
- 4-1/2" x 5/16" Wall Cuttershaft
- 1-5/16" Bore Greaseable, Self-aligning Cuttershaft Bearings
- 53 HP Piston Motor
- Belt Drive From Motor To Cuttershaft with Automatic Spring Tension
- 6" Adjustable Rear Roller
- 1/2" to 6" Cutting Height
- Available in Fine or Coarse-Cut
- Front and Rear Safety Deflectors
- Automatic Cut-Off Switch
- Lift Cylinder Capable of 14" Vertical Lift
- Tilt Cylinder Capable of 45° Down & 90° Up
- 10-Gauge Unitized Cutter Housing

REAR MOWER SPECIFICATIONS

- 88" or 96" Cutting Width (Depending on tractor mnt. kit)
- 10-Gauge Unitized Cutter Housing
- 5/16" Side Plates
- CAT I or CAT II Three-Point Hitch
- 4-1/2" x 5/16" Wall Cuttershaft
- 1-5/16" Bore Greaseable, Self-aligning Cuttershaft Bearings
- 60 HP Gearbox
- 6" Adjustable Rear Roller
- 1/2" to 6" Cutting Height
- Available in Fine or Coarse-Cut
- Torque Limiter Clutch
- Front and Rear Safety Deflectors
- CAT 4 Driveline
- Belt Drive From Gearbox To Cuttershaft with Automatic Spring Tension



PRODUCT ORDER CODE	DESCRIPTION	APPRX. WEIGHT	LIST PRICE
INTERSTATER BASE UNIT (One Choice Required)			
IN191	18'5" Coarse-Cut (3 oz. Knives)	4570	41,090
IN192	18'5" Coarse-Cut (4 oz. Knives)	4574	41,393
IN193	18'5" Fine-Cut	4560	41,144
IN211	20'9" Coarse-Cut (3 oz. Knives)	4620	41,738
IN212	20'9" Coarse-Cut (4 oz. Knives)	4624	42,039
IN213	20'9" Fine-Cut	4611	41,791
MOUNT KIT (One Choice Required)			
<i>See Mount Kit Page for Descriptions and Part Numbers</i>		<i>See Mount Kit Options</i>	
OPTIONS			
803213	Additional Operators and Parts Manual		45
803399	Mounting Labor & Oil	0	6,338
02791800	Special Mower Paint		1,112
02968967	Special Tractor Paint		4,976
107533	62" Left-Clipped Foot Guard		306
107532	62" Right-Clipped Foot Guard		385
107520	74" Left-Clipped Foot Guard		306
107519	74" Right-Clipped Foot Guard		332
107525	88" Left-Clipped Foot Guard		398
107524	88" Right-Clipped Foot Guard		398
02972480	Left-Wing Remote Positioning System		2,695
00889899	Additional 12 Month Warranty		2,101



Wholegoods Department
(800) 882-5762

DUAL-WING INTERSTATER

MOUNT KIT OPTIONS

PROD. ORDER CODE	MODEL	REAR OFFSET REQUIRED	MAX. TIRE SIZE		LIST PRICE
			FRONT	REAR	
02980423 02983400 02980424	Cab/2wd (27 gal replacement fuel tank included)	96" Ctr	10.00-16	18.4-30	12,027
02980423 02983273 02980424	ROPS/2wd (27 gal replacement fuel tank included)	96" Ctr	10.00-16	18.4-30	12,027
02980935 02980823 02984214	Cab/2&4wd (51 gal replacement fuel tank & exhaust pipe included) (Include clipped foot guards for 4wd)	96" Ctr	12.4-24	18.4-30	13,325
02980935 02980919 02984214	ROPS/2&4wd (51 gal replacement fuel tank & exhaust pipe included) (Include clipped foot guards for 4wd)	96" Ctr	12.4-24	18.4-30	13,325
02981078 02981009 02984214	Cab/2&4wd (51 gal replacement fuel tank & exhaust pipe included)	96" Ctr	12.4-24	18.4-30	13,325
02981078 02981087 02984214	Cab/2&4 (Tractor Hyd) (51 gal replacement fuel tank & exhaust pipe included) (Tractor must include four remotes)	96" Ctr	12.4-24	18.4-30	12,675
02981078 02983720 02984214	ROPS/2&4wd (51 gal replacement fuel tank & exhaust pipe included)	96" Ctr	12.4-24	18.4-30	13,325
02980834 02980178	Rops/2&4wd (Include clipped foot guards for 4wd)	96" Ctr	12.4-24	18.4-30	11,101
02980423 02981017 02980424	Cab/2wd (27 gal replacement fuel tank included)	96" Ctr	10.00-16	18.4-30	12,027
02980423 02980333 02980424	ROPS/2wd (27 gal replacement fuel tank included)	96" Ctr	10.00-16	18.4-30	12,027
02980423 02983400 02980424	Cab/2wd (27 gal replacement fuel tank included)	96" Ctr	10.00-16	18.4-30	12,027
02980423 02983273 02980424	ROPS/2wd (27 gal replacement fuel tank included)	96" Ctr	10.00-16	18.4-30	12,027
02980935 02980823 02984214	Cab/2&4wd (51 gal replacement fuel tank & exhaust pipe included) (Include clipped foot guards for 4wd)	96" Ctr	12.4-24	18.4-30	13,325
02980935 02980919 02984214	ROPS/2&4wd (51 gal replacement fuel tank & exhaust pipe included) (Include clipped foot guards for 4wd)	96" Ctr	12.4-24	18.4-30	13,325
02981078 02981009 02984214	Cab/2&4wd (51 gal replacement fuel tank & exhaust pipe included)	96" Ctr	12.4-24	18.4-30	13,325
02981078 02981087 02984214	Cab/2&4 (Tractor Hyd) (51 gal replacement fuel tank & exhaust pipe included) (Tractor must include four remotes)	96" Ctr	12.4-24	18.4-30	12,675

PRICING CONTINUED ON NEXT PAGE



Wholegoods Department
(800) 882-5762

DUAL -WING INTERSTATER MOUNT KIT OPTIONS -CONTINUED

PROD. ORDER CODE	MODEL	REAR OFFSET REQUIRED	MAX. TIRE SIZE		LIST PRICE
			FRONT	REAR	
02981078 02983720 02984214	ROPS/2&4wd (51 gal replacement fuel tank & exhaust pipe included)	96" Ctr	12.4-24	18.4-30	13,325
02978837 02979781	Cab/2wd (new battery box incl) (Include RH clipped foot guard)	96" OL 5"	11.00-16	18.4-34	12,027
02984649 02984646	Cab/2&4wd (Include clipped foot guards for 4wd)	96" Ctr	11.2-24	16.9-30	11,101
02983067 02982994	ROPS/2wd (Straddle Platform)	96" Ctr	7.50-16	16.9-30	11,101
108776 02979604 704179	Cab/2&4wd (29 gal replacement fuel tank included)	96" Ctr	12.4-24	18.4-30	13,325
108776 02979815 704179	ROPS/2&4wd (29 gal replacement fuel tank included)	96" Ctr	12.4-24	18.4-30	13,325
108776 02979604 704179	Cab/2&4wd (29 gal replacement fuel tank included)	96" Ctr	12.4-24	18.4-30	13,325
108776 02979815 704179	ROPS/2&4wd (29 gal replacement fuel tank included)	96" Ctr	12.4-24	18.4-30	13,325
02981706 02983950	ROPS/2wd	96" OL 5"	10.00-16	18.4-38	11,101



Wholegoods Department
(800) 882-5762

10' FALCON

Hydraulic Rotary Mower

F.O.B. Seguin, TX

STANDARD SPECIFICATIONS

- 10' Cutting Width
- Eagle Proven Frame
- Easy Clean Top Deck
- 1/4" x 10-1/2" Bolt-On Side Skirts
- Dual Level Lift Rods
- 35-Gallon Reservoir with Dual Filtration
- Wing Motor Cutoff - standard
- 63-HP Center Motor, 58-HP wing motor
- Deck Rings - standard
- Clevis Hitch
- Double Row Chainguards
- Hydraulically Folding Wings
- Pan Assembly
- Updraft Blades
- Replaceable Skid Shoes
- Safety Tow Chain
- Parking Jack
- Standard (1) year limited parts and labor warranty.
- Tractor HP Required - 50 HP

PRODUCT ORDER CODE	RPM	Main Driveline	Wing Driveline	Safety Guards	Deck Rings	Appx Wt.	LIST PRICE
04352110	540	Cat 5-Constant Velocity	Cat 5	Double Chainguards	Yes	N/A	23852.84
WHEEL & TIRE OPTIONS (ONE CHOICE REQUIRED)							
00770532	(Five) Implement Tires & Wheels (6.70-15 / 6 ply)					200	853.9732
00770542	(Five) Recapped Airplane Tires (22 ply)					390	1577.105
00770527	(Five) 15" Wheels (Wheels Only)					90	221.9629
00770522	(Five) Laminated Tires & Wheels					375	852.805
02986580	(Five) Foam Filled Used Airplane Tire & Wheel					375	1136.684
MOUNT KIT (ONE CHOICE REQUIRED)							
02985210	=PRODUCT PRICE CHG DRIVER!D224					N/A	N/C
02981883	Mount Kit					N/A	N/C
02983169	Mount Kit					N/A	N/C
00765452	Mount Kit					N/A	N/C
02985210	Mount Kit					N/A	N/C
00751562	Mount Kit					N/A	N/C
02981883	Mount Kit					N/A	N/C
00751565	Universal (Modification/Fabrication Req'd at the Dealer/Customer's Expense)					N/A	N/C
OPTIONS							
02985378	Additional Operators and Parts Manual						45
00380200	3-Spool Valve (Open Center)					40	718
00759833	3-Spool Valve (Closed Center)					40	718
00759684	Valve Mtg. Kit (Hoses, Shields, Ftgs.)					20	451
00780570	Winch & Stand					34	612
00769178	Captive Ball Hitch (2 5/16" Ball)					50	383
00773869	Pintle Hitch Kit (Requires Tractor Drawbar Modification)					50	776
00756846	Falcon 10: Concrete Filler for Weight Box (706 lbs.)					706	374
00755234	Stroke Control Segments					3	32
02791800	Falcon 10 Special Mower Paint						756
00889899	Additional 12 Month Warranty						2526



Wholegoods Department
(800) 882-5762

15' FALCON

Hydraulic Rotary Mower

F.O.B. Seguin, TX

STANDARD SPECIFICATIONS

- 15' Cutting Width
- Eagle Proven Frame
- Easy Clean Top Deck
- 1/4" x 10-1/2" Bolt-On Side Skirts
- Dual Level Lift Rods
- 35-Gallon Reservoir with Dual Filtration
- Wing Motor Cutoff - standard
- 63-HP Center Motor, 58-HP wing motor
- Deck Rings - standard
- Clevis Hitch
- Double Row Chainguards
- Hydraulically Folding Wings
- Pan Assembly
- Updraft Blades
- Replaceable Skid Shoes
- Safety Tow Chain
- Parking Jack
- Standard (1) year limited parts and labor warranty.
- Tractor HP Required - 50 HP

PRODUCT ORDER CODE	RPM	Main Driveline	Wing Driveline	Safety Guards	Deck Rings	Appx Wt.	LIST PRICE
04352115	540	Cat 5-Constant Velocity	Cat 5	Double Chainguard	Yes		
						N/A	29088.83
WHEEL & TIRE OPTIONS (ONE CHOICE REQUIRED)							
00770533	(Six) Implement Tires & Wheels (6.70-15 / 6 ply)					240	1024.534
00770543	(Six) Recapped Airplane Tires (22 ply)					468	1892.526
00770528	(Six) 15" Wheels (Wheels Only)					108	265.1873
00770523	(Six) Laminated Tires & Wheels					450	1022.198
02986581	(Six) Foam Filled Used Airplane Tire & Wheel					450	1363.32
MOUNT KIT (ONE CHOICE REQUIRED)							
02985210	Mount Kit					N/A	N/C
02981883	Mount Kit					N/A	N/C
02983169	Mount Kit					N/A	N/C
00765452	Mount Kit					N/A	N/C
02985210	Mount Kit					N/A	N/C
00751562	Mount Kit					N/A	N/C
02981883	Mount Kit					N/A	N/C
00751565	Universal (Modification/Fabrication Req'd at the Dealer/Customer's Expense)					N/A	N/C
OPTIONS							
02985378	Additional Operators and Parts Manual						45
00380200	3-Spool Valve (Open Center)					40	718
00759833	3-Spool Valve (Closed Center)					40	718
00759684	Valve Mtg. Kit (Hoses, Shields, Ftgs.)					20	451
00780570	Winch & Stand					34	612
00769178	Captive Ball Hitch (2 5/16" Ball)					50	383
00773869	Pintle Hitch Kit (Requires Tractor Drawbar Modification)					50	776
00755234	Stroke Control Segments					3	32
02791800	Falcon 15 Special Mower Paint						947
00889899	Additional 12 Month Warranty						2526



Wholegoods Department
(800) 882-5762

Turnkey Tractor Specifications

F.O.B. Seguin, TX

STANDARD SPECIFICATIONS

65 PTO hp @ 2,400 rpm
83 Engine hp @ 2,400 rpm
4 Cyl. Turbocharged Diesel Engine
276 cu. in. (4.5 L) Displacement
Underhood Muffler with Vertical Exhaust
Wet Clutch
22.5 gpm Pump Capacity at 2,400 rpm
Single Selective Control Valve
Independent 540/540E rpm PTO
Single 950 CCA Battery
Category I/II 3-Point Hitch
Flanged Rear Axle w/8 Position Steel Wheels
30 Gallon Fuel Tank Capacity
Comfort Mechanical Seat

Part Number	List Price
02990438	\$ 44,041.00

Alamo Industrial Products (One Choice Required)

Switchblade
17' or 20' Versa Boom
Versa Mower



Wholegoods Department
(800) 882-5762

Turnkey Tractor Specifications

F.O.B. Seguin, TX

STANDARD SPECIFICATIONS

85 PTO hp @ 2,300 rpm
105 Engine hp @ 2,300 rpm
4 Cyl. Turbocharged Diesel Engine
276 cu. in. (4.53 L) Displacement
Underhood Muffler with Vertical Exhaust
Hydraulic "Wet" Clutch
21.1 gpm Pump Capacity at 2,300 rpm
Single Selective Control Valve
Independent 540/1000 rpm PTO
830 CCA, 110 Ah Battery
90 Amp Alternator
Category II 3-Point Hitch
Flanged Rear Axle w/8 Position Steel Wheels
43.6 Gallon Fuel Tank Capacity
Comfort Seat with Mechanical Suspension

Part Number	List Price
02987876	\$ 62,881.00

Alamo Industrial Products (One Choice Required)

18' or 22' Axtreme
Interstater
Machete2
Samurai
Versa Mower
Versa Boom



Wholegoods Department
(800) 882-5762

Turnkey Tractor Specifications

F.O.B. Seguin, TX

STANDARD SPECIFICATIONS

85 PTO hp @ 2,300 rpm
105 Engine hp @ 2,300 rpm
4 Cyl. Turbocharged Diesel Engine
276 cu. in. (4.53 L) Displacement
Underhood Muffler with Vertical Exhaust
Hydraulic "Wet" Clutch
21.1 gpm Pump Capacity at 2,300 rpm
Single Selective Control Valve
Independent 540/1000 rpm PTO
830 CCA, 110 Ah Battery
90 Amp Alternator
Category II 3-Point Hitch
Flanged Rear Axle w/8 Position Steel Wheels
43.6 Gallon Fuel Tank Capacity
Comfort Seat with Mechanical Suspension

Part Number	List Price
02987877	\$ 69,171.00

Alamo Industrial Products (One Choice Required)

18' or 22' Axtreme
Interstater
Machete2
Samurai
Versa Mower
Versa Boom



Wholegoods Department
(800) 882-5762

Turnkey Tractor Specifications

F.O.B. Seguin, TX

STANDARD SPECIFICATIONS

99 PTO hp @ 2,300 rpm
120 Engine hp @ 2,300 rpm
4 Cyl. Turbocharged Diesel Engine
276 cu. in. (4.53 L) Displacement
Underhood Muffler with Vertical Exhaust
Hydraulic "Wet" Clutch
21.1 gpm Pump Capacity at 2,300 rpm
Single Selective Control Valve
Independent 540/1000 rpm PTO
1230 CCA, 110 Ah Battery
90 Amp Alternator
Category II 3-Point Hitch
Flanged Rear Axle w/8 Position Steel Wheels
43.6 Gallon Fuel Tank Capacity
Super Comfort Seat with Mechanical Suspension

Part Number	List Price
02986360	\$ 70,910.00

Alamo Industrial Products (One Choice Required)

Axtreme
Interstater
Machete2
24' Maverick
Samurai
Versa Mower
Versa Boom



Wholegoods Department
(800) 882-5762

Turnkey Tractor Specifications

F.O.B. Seguin, TX

STANDARD SPECIFICATIONS

101 PTO hp @ 2,300 rpm
125 Engine hp @ 2,300 rpm
4 Cyl. Turbocharged Diesel Engine
276 cu. in. (4.53 L) Displacement
Underhood Muffler with Vertical Exhaust
Hydraulic "Wet" Clutch
21.1 gpm Pump Capacity at 2,300 rpm
Single Selective Control Valve
Independent 540/1000 rpm PTO
1230 CCA, 110 Ah Battery
90 Amp Alternator
Category II 3-Point Hitch
Flanged Rear Axle w/8 Position Steel Wheels
55 Gallon Fuel Tank Capacity
Comfort Seat with Air Suspension

Part Number	List Price
02989250	\$ 80,474.00

Alamo Industrial Products (One Choice Required)

Axtreme
Machete2
Maverick
Samurai
Versa Mower
Versa Boom



Wholegoods Department
(800) 882-5762

Turnkey Tractor Specifications

F.O.B. Seguin, TX

STANDARD SPECIFICATIONS

90 PTO hp @ 2,200 rpm
110 Engine hp @ 2,200 rpm
4 Cyl. Turbocharged Diesel Engine
274 cu. in. (4.5 L) Displacement
16.6 gpm Main Pump Capacity @ 2,200 rpm
Dual Hydraulic Remotes
540/1000 rpm PTO
Single 960 CCA Battery
120 Amp Alternator
Category II 3-Point Hitch
46.5 Gallon Fuel Tank Capacity
Plush Air-Ride Seat

Part Number	List Price
02984950	\$ 77,647.00

Alamo Industrial Products (One Choice Required)

Axtreme
Interstater
Machete2
24' Maverick
Samurai



Wholegoods Department
(800) 882-5762

Turnkey Tractor Specifications

F.O.B. Seguin, TX

STANDARD SPECIFICATIONS

95 PTO hp @ 2,200 rpm
115 Engine hp @ 2,200 rpm
6 Cyl. Turbocharged Diesel Engine
411 cu. in. (6.75 L) Displacement
26.5 gpm Main Pump Capacity @ 2,200 rpm
Dual Hydraulic Remotes
540/1000 rpm PTO
Single 960 CCA Battery
120 Amp Alternator
Category II 3-Point Hitch
67 Gallon Fuel Tank Capacity
Deluxe Mechanical Suspension Seat

Part Number	List Price
02990015	\$ 77,854.00

Alamo Industrial Products (One Choice Required)

Axtreme
Interstater
Machete2
Maverick
Samurai



Wholegoods Department
(800) 882-5762

Turnkey Tractor Specifications

F.O.B. Seguin, TX

STANDARD SPECIFICATIONS

50 PTO hp @ 2,100 rpm
65 Engine hp @ 2,200 rpm
5 Cyl. Turbocharged Diesel Engine
184 cu. in. (3.0 L) Displacement
Underhood Muffler with Vertical Exhaust
Wet Traction Clutch
19.4 gpm Tandem Gear Pump
Dual Rear SCV Control Valve
Independent "Live" 540 RPM Rear PTO @ 2,100 RPM
Economy PTO Setting for 540 RPM PTO @1,645 RPM
Single 750 CCA Battery
90 Amp Alternator
Category II 3-Point Hitch
Flanged Rear Axle w/8 Position Steel Wheels
30 Gallon Fuel Tank Capacity
Deluxe Adjustable Fabric Seat with Retractable Seat Belt

Part Number	List Price
02988003	\$ 48,090.00

Alamo Industrial Products (One Choice Required)

Switchblade
Versa Mower



Wholegoods Department
(800) 882-5762

Turnkey Tractor Specifications

F.O.B. Seguin, TX

STANDARD SPECIFICATIONS

50 PTO hp @ 2,100 rpm
65 Engine hp @ 2,200 rpm
5 Cyl. Turbocharged Diesel Engine
184 cu. in. (3.0 L) Displacement
Underhood Muffler with Vertical Exhaust
Wet Traction Clutch
19.4 gpm Tandem Gear Pump
Dual Rear SCV Control Valve
Independent "Live" 540 RPM Rear PTO @ 2,100 RPM
Single 750 CCA Battery
90 Amp Alternator
Category II 3-Point Hitch
Flanged Rear Axle w/8 Position Steel Wheels
30 Gallon Fuel Tank Capacity
Deluxe Adjustable Fabric Seat with Retractable Seat Belt

Part Number	List Price
02989478	\$ 40,504.00

Alamo Industrial Products (One Choice Required)

Switchblade
Versa Mower



Wholegoods Department
(800) 882-5762

Turnkey Tractor Specifications

F.O.B. Seguin, TX

STANDARD SPECIFICATIONS

50 PTO hp @ 2,100 rpm
65 Engine hp @ 2,200 rpm
5 Cyl. Turbocharged Diesel Engine
184 cu. in. (3.0 L) Displacement
Underhood Muffler with Vertical Exhaust
Wet Traction Clutch
19.4 gpm Tandem Gear Pump
Dual Rear SCV Control Valve
Independent "Live" 540 RPM Rear PTO @ 2,100 RPM
Single 750 CCA Battery
70 Amp Alternator
Category II 3-Point Hitch
Flanged Rear Axle w/8 Position Steel Wheels
21 Gallon Fuel Tank Capacity
Base Seat with Flip Up Feature and Retractable Seat Belt
Fixed Open Operator Station with Flat Floor

Part Number	List Price
02989479	\$ 32,655.00

Alamo Industrial Products (One Choice Required)

Switchblade
Versa Mower



Wholegoods Department
(800) 882-5762

Turnkey Tractor Specifications

F.O.B. Seguin, TX

STANDARD SPECIFICATIONS

50 PTO hp @ 2,100 rpm
65 Engine hp @ 2,200 rpm
5 Cyl. Turbocharged Diesel Engine
184 cu. in. (3.0 L) Displacement
Underhood Muffler with Vertical Exhaust
Wet Traction Clutch
19.4 gpm Tandem Gear Pump
Dual Rear SCV Control Valve
Independent "Live" 540 RPM Rear PTO @ 2,100 RPM
Economy PTO Setting for 540 RPM PTO @ 1,645 RPM
Single 750 CCA Battery
70 Amp Alternator
Category II 3-Point Hitch
Flanged Rear Axle w/8 Position Steel Wheels
21 Gallon Fuel Tank Capacity
Base Seat with Flip Up Feature and Retractable Seat Belt
Fixed Open Operator Station with Flat Floor

Part Number	List Price
02990183	\$ 40,690.00

Alamo Industrial Products (One Choice Required)

Switchblade
Versa Mower



Wholegoods Department
(800) 882-5762

Turnkey Tractor Specifications

F.O.B. Seguin, TX

STANDARD SPECIFICATIONS

70 PTO hp @ 2,100 rpm
85 Engine hp @ 2,200 rpm
4 Cyl. Turbocharged Diesel Engine
276 cu. in. (4.5 L) Displacement
Underhood Muffler with Vertical Exhaust
Wet Traction Clutch
24.7 gpm Tandem Gear Pump
Triple Rear Deluxe SCV Control Valve
Independent "Live" 540 RPM Rear PTO @ 2,100 RPM
Economy PTO Setting for 540 RPM PTO @1,645 RPM
Single 950 CCA Battery
90 Amp Alternator
Category II 3-Point Hitch
Flanged Rear Axle w/8 Position Steel Wheels
38 Gallon Fuel Tank Capacity
Deluxe Adjustable Fabric Seat with Retractable Seat Belt

Part Number	List Price
02990184	\$ 55,803.00

Alamo Industrial Products (One Choice Required)

Switchblade
Versa Mower
Versa Boom 17' or 20' Only
Interstater



Wholegoods Department
(800) 882-5762

Turnkey Tractor Specifications

F.O.B. Seguin, TX

STANDARD SPECIFICATIONS

70 PTO hp @ 2,100 rpm
85 Engine hp @ 2,200 rpm
4 Cyl. Turbocharged Diesel Engine
276 cu. in. (4.5 L) Displacement
Underhood Muffler with Vertical Exhaust
Wet Traction Clutch
24.7 gpm Tandem Gear Pump
Triple Rear Deluxe SCV Control Valve
Independent "Live" 540 RPM Rear PTO @ 2,100 RPM
Single 950 CCA Battery
70 Amp Alternator
Category II 3-Point Hitch
Flanged Rear Axle w/8 Position Steel Wheels
29 Gallon Fuel Tank Capacity
Base Seat with Flip Up Feature and Retractable Seat Belt
Fixed Open Operator Station with Flat Floor

Part Number	List Price
02990174	\$ 41,671.00

Alamo Industrial Products (One Choice Required)

Switchblade
Versa Mower
Versa Boom 17' or 20' Only
Interstater



Wholegoods Department
(800) 882-5762

Turnkey Tractor Specifications

F.O.B. Seguin, TX

STANDARD SPECIFICATIONS

70 PTO hp @ 2,100 rpm
85 Engine hp @ 2,200 rpm
4 Cyl. Turbocharged Diesel Engine
276 cu. in. (4.5 L) Displacement
Underhood Muffler with Vertical Exhaust
Wet Traction Clutch
24.7 gpm Tandem Gear Pump
Triple Rear Deluxe SCV Control Valve
Independent "Live" 540 RPM Rear PTO @ 2,100 RPM
Single 950 CCA Battery
90 Amp Alternator
Category II 3-Point Hitch
Flanged Rear Axle w/8 Position Steel Wheels
38 Gallon Fuel Tank Capacity
Deluxe Adjustable Fabric Seat with Retractable Seat Belt

Part Number	List Price
02990175	\$ 48,643.00

Alamo Industrial Products (One Choice Required)

Switchblade
Versa Mower
Versa Boom 17' or 20' Only
Interstater



Wholegoods Department
(800) 882-5762

Turnkey Tractor Specifications

F.O.B. Seguin, TX

STANDARD SPECIFICATIONS

70 PTO hp @ 2,100 rpm
85 Engine hp @ 2,200 rpm
4 Cyl. Turbocharged Diesel Engine
276 cu. in. (4.5 L) Displacement
Underhood Muffler with Vertical Exhaust
Wet Traction Clutch
24.7 gpm Tandem Gear Pump
Triple Rear Deluxe SCV Control Valve
Independent "Live" 540 RPM Rear PTO @ 2,100 RPM
Economy PTO Setting for 540 RPM PTO @ 1,645 RPM
Single 950 CCA Battery
70 Amp Alternator
Category II 3-Point Hitch
Flanged Rear Axle w/8 Position Steel Wheels
29 Gallon Fuel Tank Capacity
Base Seat with Flip Up Feature and Retractable Seat Belt
Fixed Open Operator Station with Flat Floor

Part Number	List Price
02990182	\$ 49,601.00

Alamo Industrial Products (One Choice Required)

Switchblade
Versa Mower
Versa Boom 17' or 20' Only
Interstater



Wholegoods Department
(800) 882-5762



1502 East Walnut St.
Seguin, TX 78155

Sales & Marketing
800-882-5762 830-379-0864 fax
support@alamo-industrial.com


Warranty Registration/Claims
www.alamoparts.com

Return Authorizations
Online Part Orders
Technical Information
www.alamoparts.com
800-356-6286 800-322-5041 fax

www.alamo-industrial.com



REPAIR & REPLACEMENT PARTS



NJPA CONTRACT #081209-FCC

PRICE BOOK

Effective February 15, 2011



POLICY STATEMENT GENUINE O.E.M. PARTS

Product Liability Claims

“Will-fit” parts have proven to be the cause or a factor in a high percentage of our product liability claims. Our USA cost of product liability insurance, defense and Company out-of-pocket settlements can exceed \$1,000,000 each year.

This cost is in addition to an even greater expense associated with the largest product and safety engineering effort in the mowing equipment industry. The “Will-fit” or “Might-fit” parts do not and can not measure up to our standards. Independent lab tests have proven this fact to us over and over again. Little differences in parts specifications make a huge difference in safety, reliability, downtime, and overall total ownership costs.

Because of these issues, we have a concerted effort to recover our costs from anyone involved in the manufacture or sale of non-O.E.M. parts for our equipment which are implicated in any product liability case.

Informing Our Customers

When purchasing parts from an authorized dealer, customers expect, unless they are informed clearly to the contrary, that the purchased parts are genuine O.E.M. parts. It is clearly an illegal, deceptive trade practice when a “Will-fit” part is delivered or sold without complete disclosure to the purchaser. Our company will not be a party to such a plainly unethical practice.

Warranty Policy

Our Company’s policy is, and has always been, the O.E.M. parts must be used for warranty repairs. Also, warranty claims are frequently received for failed “Will-fit” components, and “Will-fit” components are involved, as a cause, in a large number of warranty claims against the equipment on which they have been installed. All defective paint claims must be accompanied by before and after pictures of the unit. The parts warranty is 90 days from the end-users invoice date. The warranty is for parts only, no labor. All warranty claims must be in by December 2, 2009, for review in 2009.

Alamo Industrial is a registered trademark of Alamo Group Inc.

1502 E Walnut Seguin Tx 78155
830.379.1480 Fax 830.379.0864
www.alamo-industrial.com





1502 East Walnut St. Seguin, Tx 78155
1-800-356-6286 1-800-322-5041 fax
YOUR DIRECT REPLENISHMENT SOLUTION

GENERAL PROVISIONS OF SALE ON ALAMO INDUSTRIAL PARTS

1. Prices shown are suggested list prices.
2. Prices are F.O.B. point of shipment. Orders are shipped complete unless specified otherwise.
3. Prices are subject to change without notice.
4. Parts not shown in this price book may be available on an “on demand” basis. Contact our Parts Division for pricing and availability of these parts.
5. In order to meet competitive situations, Alamo Industrial reserves the option to sell directly to governmental agencies without obligation to local dealers and distributors. This also applies to private experimental organizations engaged in research development.
6. Returns will be processed in accordance to the general policy as outlined in the Parts Sales Terms & Conditions manual. Please contact our Parts Division for a complete copy of the policy.
7. Parts may only be returned for the following reasons
 - a. Ordered in error and the return is within 30 days of the invoice date.
 - b. Alamo Industrial order error.
8. Safety items such as decals, guards, shields and deflectors cannot be returned.
9. Parts must be genuine Alamo Industrial parts originally purchased from Alamo Industrial or an authorized Dealer/Distributor as service parts on a parts invoice. They must be priced in the current Alamo Industrial Repair & Replacement Parts price book.
10. Parts must be current, returnable, and in new/resalable condition. The parts must be properly identified with the Alamo Industrial part number.

Hello,

Thank you for inquiring into Alamo Industrial O.E.M. parts. Please let us know at anytime if you are unable to locate the cost of a part or if you need assistance in determining what part is needed. We are available to help you make the right purchase.

If you would like to have an electronic version of this price book, please contact your assigned Account Services Representative. It is available as a PDF and an Excel file for an upload to your computer system.

Best regards,

Mary Andrews

Mgr, Customer General Services

**ALAMO INDUSTRIAL REPAIR & REPLACEMENT PARTS PRICE LIST - F.O.B. POINT OF SHIPMENT
EFFECTIVE 02-15-11**

PART #	DESCRIPTION	LIST PRICE	PART #	DESCRIPTION	LIST PRICE
00.875.05	GUARD, PLASTIC FLEXIBLE	\$146.66	000210	LOCKNUT CLM 5/16 NF PLB	\$0.37
00.883.02	STRIP, BACKING	\$92.46	00021100	LOCKWASHER, BEARING	\$7.10
000001	HHCS 5/16NF 5/8 PL5	\$0.56	00021800	NUT HEX 5/16 NC PL	\$0.18
00000200	NUT 3/4 NC HEX PL	\$0.92	00022100	HHCS 7/16NC 2-1/4 PL5	\$1.01
000010	HHCS 3/8 NF 7/8 PL5	\$0.69	00022200	HIGH ALLOY, L/W 7/16 YZ	\$0.12
0000100	MANUAL OPERATORS TMC	\$35.16	000223	NYLON CHAIN 20 LINKS & PIN	\$107.10
00001200	NUT 1/2 NC HEX PL	\$1.26	00022500	HHCS 7/16NC 1-1/2 PL5	\$0.52
00001400	FLATWASHER 5/8 PL STD	\$0.59	000226	BEARING CUP 1.9800" OD	\$6.08
00001700	PIPE PLUG 3/4 STD	\$3.27	00022800	BEARING CUP	\$10.06
00001800	LOCKNUT TLM 1/2 NC PLB	\$0.57	00023100	HHCS 3/8 -16UNC 1-1/2 PL5	\$0.52
00001900	HHCS 1/4 NC 5/8 PL5	\$0.26	00023200	PIN ROLL 3/16X1-3/4	\$1.63
000026	1/8X3/4 HAMMERLOCK COTTERPN	\$0.13	000247	HUB CAP	\$4.43
000032	HHCS 5/16NF 7/8 PL5	\$0.41	00024900	SEAL	\$49.65
00003700	NUT HEX SLOT 1 NC PL	\$12.48	000253	NUT 5/8 NF CASTLE	\$4.43
00003901	LOCKWASHER, 3/4, HVY, PL	\$0.90	00027100	HHCS 5/16NF 3/4 PL5	\$0.58
000052	KEY, WOODRUFF	\$1.46	000299	ASSY, Q.D.YOKE	\$69.61
000053	FITTING, DRIVE GREASE - 3/16	\$1.10	000329	CONE	\$32.63
000054	ADAPTER, PIPE, PLUG	\$0.84	000331	RING-SPIROLOX	\$6.33
000055	PLUG, 1/2" TAPERED SOLID	\$1.67	000333	CLICK PIN	\$5.72
00006100	BEARING, BALL W/SHIELD	\$87.49	00034100	SNAP RING, 1.375 EXT X .050 THK	\$2.88
00006400	BEARING CONE	\$20.39	00034900	PIPE PLUG 1/4 STD W/T-VENT	\$4.60
00006700	SEAL	\$13.16	000354	HHCS 3/8 NC 1-1/8 PL5	\$0.68
00007000	BOLT 3/8NC X 1-3/4 PL5	\$0.60	00035400	ADAPTER, HYD, ELBOW	\$8.16
00008900	PIN-LINCH	\$4.64	00036200	HEXB 5/8 NF 4-1/2PL5	\$3.85
00009100	NUT HEX (LH THD) 1/2 NC PL	\$2.39	00036300	NUT HEX 5/8 NF PL	\$0.68
000096	PLUG NUT, 5/16NF(.437/.441HOLE)	\$6.67	00037200	NUT 3/4-NC TOPLOCK GRC PL	\$2.54
00009600	SHSS 1/2 NC 1/2	\$2.04	00037500	BEARING CONE	\$26.42
000097	NUT PLUG 3/8 NF PL	\$2.39	00037600	BEARING CUP	\$13.60
000100	NUT JAM 7/16 20UNF	\$0.73	000381	SHCS 10-32 X 1/4	\$0.45
00010300	HIGH ALLOY, L/W 5/8 YZ KG	\$0.54	00038200	O-RING 13/16 x 15/16 x 1/16	\$3.02
00011100	FLATWASHER STD 3/8	\$0.18	00038300	O-RING 15/16 x 1-1/16 x 1/16	\$3.02
00011800	HHCS 1/2 NC 3/4 PL5	\$0.83	000398	BALL BEARING 1-1/8 BORE CYL OD	\$48.15
000120	O-RING 3/8 ID X 1/2	\$0.61	000399	BEARING, CUTTERSHAFT	\$120.63
00012101	LOCKWASHER, 3/8, HVY, PL	\$0.19	000400	BEARING, ROLLER	\$182.55
000122	NUT CASTLE 1/2 NF PL	\$3.53	000401	BEARING FLANGE	\$93.16
00012400	SHSS 3/8 NC 3/8	\$1.15	000402	RETAINING RING	\$3.40
00013000	LOCKWASHER, BEARING	\$3.41	000406	HHCS 3/8 NF 1-1/8 PL	\$0.63
00013100	NUT MET LOCK 1.173 18	\$6.86	000407	HHCS, 5/8NF X 1-1/2 ZP5	\$1.75
00013500	NUT JAM HEX 5/8 NC PL	\$0.60	000411	NUT-3/4 NF HEX	\$5.72
00013900	HHCS 3/8 NC 2-1/2 PL5	\$0.86	000413	HHCS 7/16NF 2-1/4 PL	\$1.41
00013901	NUT HEX 3/8 NC PL	\$0.18	000414	NUT HEX LOCK 7/16 NF GR8	\$0.91
000142	HHCS 1/2 NC X 1-3/4 PL5	\$1.02	000436	KIT-CROSS & BRG	\$36.47
00015800	LOCKNUT TLM 3/8-NC PLC	\$0.75	000501	V BELT	\$64.79
00016100	SHSS 1/4 NC 1/2	\$1.16	000505	ROTOR SHAFT BEARING CAGE	\$138.35
00016200	HHCS 5/16NC 2 PL5	\$1.29	000506	BALL BEARING	\$96.16
000163	PIN COTTER 3/16X1	\$0.32	000514	CARB 1/2 NC 1-1/4 PL5	\$1.13
00016500	BEVEL GEAR	\$100.24	000516	CARB 1/2 NC 1-3/4 PL5	\$1.41
000182	PIN ROLL 1/8 X1-1/2	\$0.34	000521	LOCKWASHER, 5/8 HVY,	\$0.59
000186	BELT	\$38.00	000533	V-BELT B-46	\$23.60
00019300	HHCS 1/2 NF 1-1/2 PL5	\$1.21	000539	SPRING, EXTENSION	\$5.84
00019600	LOCKWASHER, 1/2, HVY, PL	\$0.35	000547	PULLEY, IDLER	\$40.39
000201	SEAL	\$8.24	000548	IDLR PY V	\$102.18
000206	NO. 2 RED LUBRICAPS	\$0.52	000552	SHIM	\$0.56
00020700	BEARING CONE 1.6250" ID	\$75.98	000573	SPACER	\$6.33
00020800	SEAL	\$31.76	00059500	NUT HEX 1 NC PL	\$3.02
00020900	NUT SLOT HVY 1-1/8 NF PL5	\$9.23	00059700	FSCS 3/8 NC 1-1/4	\$0.86

SOME PARTS SHOWN MAY NOT BE AVAILABLE FOR SALE TO ALL DEALERS. SEE DEALER AGREEMENT FOR DETAILS.

**ALAMO INDUSTRIAL REPAIR & REPLACEMENT PARTS PRICE LIST - F.O.B. POINT OF SHIPMENT
EFFECTIVE 02-15-11**

PART #	DESCRIPTION	LIST PRICE	PART #	DESCRIPTION	LIST PRICE
000611	BEARING RETAINER STAMPING/B	\$9.64	000941	GREASE FITTING, 1/4-28X90	\$2.12
000617	ASY-WHEEL	\$201.84	000943	V-BELT., B52 PREMIUM	\$77.98
000620	PKG, HUB ASSEMBLY	\$85.05	000945	RING, RETAINING	\$3.46
000621	HUB WITH CUPS PRESSED IN	\$40.07	000946	RETAINING RING	\$14.42
000622	HUB, BOLT, SPLINED	\$7.95	000947	SEAL	\$23.84
000637	PULLEY BC38	\$57.70	000948	SHCS, 3/8NCX1 ZP5	\$1.41
000638	V BELT 5L39	\$23.08	000950	CONE, BRG	\$18.20
000642	NUT, 1/2NF CENTERLOCK	\$1.18	000954	V-BELT, B61, MATCHED PAIR	\$64.98
000644	CARB 3/8 NC 1-1/4 PL5	\$0.94	000961	SCREW, FLNG HD 12PT, CTR-BORE	\$2.50
000645	HHCS 3/8 NC 7/8 PL5	\$0.58	000964	BUSHING, RUBBER, .6 ID X 1 OD	\$3.40
000647	PULLEY IDLER	\$11.30	000966	SHAFT SEAL PUMP ONLY WBSTR	\$13.85
000650	V BELT B51	\$30.56	000967	BRG, NEEDLE, WEBSTER (REPL BY)	\$20.44
000652	OUTBOARD BRG	\$70.13	000974	BRG, BALL (REPL BY)	\$179.86
000671	PULLEY 5.75 OD 2 GRV B SEC QD	\$170.83	000975	RING, RETAINING	\$2.04
000672	QD HUB 1 BR 1-5/16 LNG	\$54.49	000985	BRG, NEEDLE (REPL BY)	\$18.03
000673	PULLEY 6.35 OD 2 GRV B SEC	\$130.81	000987	RING, RETAINING	\$1.99
000695	PLUG, PIPE, SCKT HD, 1/4-18	\$1.36	000988	SCREW, FLAT HEAD MACH	\$16.22
000701	V BELTS-MATCHED SET	\$44.86	000999	ADP.PIPE, 8MP-8FPX-45 DEG	\$16.99
000702	V-BELTS MATCHED PAIR (2 BELTS)	\$42.53	001001	GREASE FITTING 65 DEG. SCREW	\$2.62
000709	BEARING MOUNTING FLANGE	\$8.34	001007	PIN W/CLIP (FOR CYLINDER)	\$32.88
000744	O RING	\$2.25	001008	COLLAR, BEARING	\$7.73
000745	O RING	\$4.25	001010	HUB, 1-1/8 ID, 1-5/16 LONG	\$90.16
000752	ELBOW - STREET 1/8 -90 DEG	\$3.41	001013	SHCS-5/16 NC X 5/8 PL5	\$1.67
000755	ADAPTER-MALE SWIVEL 90 DEG.	\$7.95	001015	KIT - REPAIR	\$187.11
000756	ADAPTER ELBOW 1-1/16-12 SAE X	\$37.30	001061	PULLEY 6.0 OD 1-1/8 BORE	\$60.25
000759	SWIVEL JOINT 3/4	\$124.74	001074	ROD, PISTON, TILT CYLINDER	\$181.39
000760	NUT, HEX 1-3/8 12NF PLB	\$7.44	001079	ROD, PISTON, LIFT CYLINDER	\$197.67
000787	PLUG-FLUSH 1/2 NPT	\$1.86	001083	MERCURY TILT SWITCH	\$55.76
000788	FILTER ELEMENT	\$66.91	001084	TILT SWITCH MTG CLIP	\$5.20
000800	ADP PIPE, TEE, FEMALE, 3/4 (H.P.)	\$37.88	001085	NUT - LOCK 6/32	\$1.41
000801	BUSHING REDUCER 3/4 X 1/4	\$5.20	001087	SPRING - DISC	\$8.97
000803	ADAPTER, HYD, STGHT	\$7.56	001096	NUT - 1-14 NF HEX FULL	\$2.82
000805	ADAPTER PIPE NIPPLE 1/4 EXT X3	\$3.97	001119	RETAINER NYLON	\$2.65
000806	ADAPTER, PIPE COUPLING 1/4 EXT	\$5.72	001159	SOLENOID VALVE W/COIL	\$371.95
000810	THERMOMETER 20-240 DEGREE	\$100.93	001164	HHCS 1 NC X 2-1/4	\$5.96
000818	O RING-RELIEF VALVE	\$2.44	001180	V-BELT, MATCHED SET	\$81.47
000819	SHEET METAL SCREW #10 X 1/2	\$1.46	001184	ADP, PIPE, COUPLER, 12FP-12FP	\$15.26
000841	LOCKWASHER, 3/8 EXTERNAL TOOTH	\$0.17	001189	ADAPTER, PIPE	\$2.62
000849	STREET ELBOW 12MP-12FP 45°	\$28.13	001214	ADP HYD ELBOW 6MP - 6FPX 45	\$17.50
000852	FLATWSHR, SPECIAL, 7/16 OD X.047	\$0.88	001220	SH SHOULDER SCREW 3/8 X 1 LG	\$3.02
000857	HEADED PIN 3/8 X 2	\$2.12	001221	SPRING 63/64 OD X 1	\$10.06
000859	TIE, PLASTIC	\$0.27	001222	PAD-BRAKE DISC	\$96.49
000860	HHCS 1/4 NC 7/8 PL5	\$0.29	001235	KEY, SQUARE, 1/8 X 1/8 X 1	\$137.87
000864	SQSS 3/8 NC 3/4 PL5	\$1.20	001246	HHCS 12M-P1.25- 40MM PL10.9	\$3.23
000866	DISC PAIR W/BOLTS (REPL BY)	\$113.96	001248	HHCS, M16-P1.5 x 45mm PL10.9	\$18.27
000872	KIT-SEAL CYLINDER	\$75.70	0012700	KNIFE CLIP HIGH	\$6.29
000873	SEAL KIT CYLNDR 3-1/2 BR	\$103.95	00127007	SEAL	\$12.08
000885	HHCS 3/4 NF 3-3/4 PL5	\$4.10	00127028	BLADE 14 LG	\$44.23
000889	PUMP-WEBSTER 43YB032-2L	\$517.63	00127600	SWIVEL BUSHING	\$89.13
000891	ADAPTER, HYD, 3/8X90 DEG.SWIVEL	\$16.86	001280	NUT PLUG 1/2 NF PL	\$6.01
000893	ADP HYD TEE 4 SWIVEL	\$13.91	00128001	MAIN SHAFT	\$661.13
000898	ADP, HYD, 1/2 NPT SWIVEL	\$8.42	00128002	SEAL	\$23.66
000907	V-BELT, B59 MATCHED SET	\$79.35	00128008	SEAL	\$29.80
000909	CONTROL CABLE 120 LONG	\$72.13	00128009	GREASE SEAL RACE	\$26.60
000911	QD HUB 1-1/8 BR 1-13/16 LONG	\$60.71	00128013	BEARING CAP	\$162.80
000919	PULLEY, B GRV, 9.8 OD, 1BORE	\$106.45	001282H	SEAL KIT-FOR 000759 SWIVEL	\$49.90

SOME PARTS SHOWN MAY NOT BE AVAILABLE FOR SALE TO ALL DEALERS. SEE DEALER AGREEMENT FOR DETAILS.

**ALAMO INDUSTRIAL REPAIR & REPLACEMENT PARTS PRICE LIST - F.O.B. POINT OF SHIPMENT
EFFECTIVE 02-15-11**

PART #	DESCRIPTION	LIST PRICE	PART #	DESCRIPTION	LIST PRICE
001282R	SEAL KIT-FOR 000759 SWIVEL	\$20.89	001546	SET SCREW-1/4-20 CUP POINT	\$0.60
001287	ADAPTER-1/4M X 1/8F	\$8.27	001548	V-BELT	\$18.83
001288	ADP HYD STGHT 6MB - 4FPX	\$4.49	001552	ASSY, WHEEL (INCL.TIRE&TUBE)	\$92.36
001291	GREASE FITTING 1/4-28	\$1.94	001554	MANIFOLD BLOCK	\$803.62
00131400	BEVEL GEAR	\$360.62	001556	PIN-SLOTTED SPRING, 1/4X1-5/8	\$1.03
00131501	BEVEL GEAR	\$805.68	001558	BUSHING-BRONZE	\$12.63
00131502	BEVEL GEAR	\$240.41	00156503	HEXB 5/8-11UNC 7 PL5	\$5.84
001321	HEXB M18-P1.5 X 40MM PL10.9	\$15.64	001569	PIN-SNAPPER	\$5.83
00132900	BOLT, LOCKING 3/8-16UNC X 1	\$10.53	001574	CAP NUT 6FJ	\$2.39
001347	ASSY-HOSE #6-6MP-4MP-110 LG	\$28.41	001579	HOSE #6 - 6FJX - 6FJX - 21LG	\$29.73
00137200	WASHER, SPECIAL - BLADE ASSY	\$13.61	001582	PLUG #6MB	\$4.10
001392	ASSY, SHLD, CMPLT (OUTER)	\$66.91	001585	V-BELT	\$62.37
00139700	HUB, BLADE	\$574.04	001594	TURNBUCKLE	\$84.55
00139701	KEY, BLADE HUB	\$19.85	001600	ASY, TANDEM FRONT PUMP 2.77CID	\$2, 438.10
001399	HHCS 7/16NF 1-1/2 PL5	\$1.80	001623	PIN, CLEVIS- 5/16 X 2-1/4LG.	\$1.04
001415	KIT, HANDLE ASSY	\$141.70	001627	ADP HYD STGHT 6MJ-6MJ BLKHD	\$9.42
001416	KIT, CHECK VALVE ASSY	\$62.77	00162802	CLIPWASHER 3/4	\$1.41
001417	KIT SPOOL POSITION	\$243.16	00162803	PIN-FRONT LEVEL CTR SEC X-3	\$72.58
001418	DUST COVER (TILT SECTION)	\$3.85	001632	KEY, WOODRUFF, 7/8 X 1/4, #807	\$2.23
001419	SECTION TILT COMPLETE	\$637.09	001636	HHCS 1/4 NC 2	\$1.00
001420	KIT, BODY SEAL	\$27.63	001641	ASSY, ROTATING KIT	\$1, 118.44
001421	KIT, SPOOL POSITION	\$209.47	001643	SHAFT, KEYED	\$379.89
001422	COVER, DUST	\$4.10	001644	BRG. & RACE SET	\$21.04
001423	SECTION, BODY - COMPLETE	\$526.92	001645	PLATE, CAM INSERT	\$70.31
001424	SECTION, OUTLET	\$193.26	001648	KIT, PUMP SEAL KIT	\$23.21 [®]
001425	KIT, RELIEF VALVE	\$309.45	001654	ADP HYD ELBOW 8MB-6MJ90	\$12.89
001426	KIT, INLET SECTION SEAL	\$22.38	001661	BELT	\$20.12
001427	SECTION, INLET W/RELIEF VALVE	\$297.46	001666	SHFT, OUTPUT	\$84.04
00142800	SEAL PROTECTOR	\$44.48	00167100	BLADE, CURVED INSIDE SECTION	\$60.11
001430	KIT TIE ROD	\$35.28	001676	SEAL-OUTPUT SHAFT	\$16.42
001449	KIT, CROSS #4	\$90.00	001677	SEAL-INPUT SHAFT	\$15.00
001450	KIT CROSS & BEARING	\$102.43	00167700	BOLT, BLADE 3/4 -16INF 3-1/2 5	\$6.47
001453	SHIELD, ASY, OUTER CMPLT	\$104.33	001681	FLANGE BEARING	\$68.97
001454	SHIELD, ASY, OUTER CMPLT	\$92.99	00168300	SHAFT, HORIZ.OUTPUT	\$336.79
001455	ASSY, SHLD, COMPL (INNER)	\$61.08	001686	MANIFOLD BLOCK	\$317.52
001456	ASSY, SHLD, CMPLT (INNER)	\$88.46	001687	VALVE, SOLENOID	\$323.56
001460	D/L, SHFT HALF, #5 (CHT034)	\$319.90	001691	COLLAR-#5 OUTER LOCKING	\$17.54
001461	ASSY, SLIP CLUTCH	\$606.69	001692	COLLAR-#5 INNER LOCKING	\$15.23
001468	KIT, PIN (L14N)	\$17.74	001695	O-RING	\$12.95
00147600	HEIGHT ADJUSTING COLLAR	\$75.26	001697	SEAL-OIL	\$8.85
001477	SHSS DOG PT 3/8 NF	\$2.82	001708	HEXB METRIC 10-P1.5 - 22MM 5	\$0.82
001484	GLASS SIGHT W/O-RING	\$8.34	001710	COVER	\$510.30
001492	SEAL, RESERVOIR	\$5.39	001716	SPACER	\$32.74
001493	NUT JAM LOCKING 3/8 NC PL	\$2.04	001717	NUT - M35 X 1.5	\$12.86
001494	FILTER	\$96.92	001718	SHAFT W/PINION	\$445.33
001495	RESERVOIR, OIL	\$1, 803.06	001719	SEAL - OIL 30 X 72 X 10	\$17.23
001496	BEARING, FLANGE	\$222.38	001720	LOCKWASHER BEARING	\$8.22
001499	KIT SPRING SET OF 8 SPRGS,	\$82.79	001722	BEARING, ROLLER	\$50.61
001500	PLATE-FRICTION PLATE, FRICTION	\$34.30	001724	SEAL - OIL 35 X 72 X 10	\$17.06
001516	FLATWASHER, 3/4, TYPE AN, ZP	\$1.52	001725	SHAFT W/CROWN GEAR	\$849.56
001519	BEARING SET	\$159.10	001727	SCREW, FLNG HD 12PT, CTR-BORE	\$0.84
001530	PULLEY, EXT.SHAFT-1 BORE	\$90.16	001732	ASY, TANDEM FRONT PUMP 2.28CID	\$3, 318.77
001533	KUBOTA UNIVERSAL JOINT	\$180.18	001746	D/L, SHAFT HALF W/SHLD	\$793.35
001539	V-BELT, B47	\$31.86	001748	YOKE, CLUTCH, FLANGED	\$236.51
001543	KIT-PUMP & MOTOR SEAL	\$431.24	001749	D/L, TUBE HALF W/SHLD	\$398.28
001545	BELT	\$30.06	001750	PIN, CLEVIS 1 X 2-3/4 - PLATED	\$15.75

SOME PARTS SHOWN MAY NOT BE AVAILABLE FOR SALE TO ALL DEALERS. SEE DEALER AGREEMENT FOR DETAILS.

**ALAMO INDUSTRIAL REPAIR & REPLACEMENT PARTS PRICE LIST - F.O.B. POINT OF SHIPMENT
EFFECTIVE 02-15-11**

PART #	DESCRIPTION	LIST PRICE	PART #	DESCRIPTION	LIST PRICE
001759	CART, RELIEF PRESET 4000 PSI	\$145.10	002027	PIN, TAPERED, THREADED	\$34.61
001767	BELT, DRIVE (5L260)	\$17.70	002028	HUB, CLUTCH, SPLINE (TAPERED PIN)	\$215.49
001770	HOSE #4 - 4FJX - 4FJX - 58LG	\$43.65	002030	HOSE #16-16FJX -16FJX90- 56LG	\$242.58
001771	HOSE #4 - 4FJX - 4FJX - 48LG	\$42.06	002031	ADP HYD TEE 12MP -12FP-12MJ	\$118.07
001772	HOSE #4 - 4FJX - 4FJX - 79LG	\$55.99	002032	ADP HYD STGHT 12FJ - 6MJ	\$19.42
001774	HOSE #4 - 4FJX - 4FJX - 86LG	\$59.18	002033	HOSE #6 - 6FJX - 6FJX - 16LG	\$42.08
001775	HOSE #6 - 4MP - 6MP -108LG	\$67.75	002036	ADP HYD STGHT 20MB - 20MP	\$37.57
001776	HOSE #6 - 4MP - 8MP - 90LG	\$63.00	002037	SEAL- ROLLER BRG	\$7.84
001779	HOSE #16-16FJX -16FJX90- 18.5	\$115.49	002039	ASY GREASE FTG 1/4-28 90 DEG	\$5.39
001780	HOSE #16-16FJX -16FJX90-13.25	\$111.66	002040	BEARING, ROLLER	\$74.53
001782	SUCT/HOSE #12- - 6LG	\$33.89	002097	SOLENOID VALVE COIL	\$70.56
001783	HOSE #20-20FJX90-BLANK-13LG	\$150.26	002098	SOLENOID VALVE SEAL KIT	\$26.75
001788	HOSE #6 - 6FJX - 4MP - 13LG	\$32.50	002099	SOLENOID VALVE CART W/SEAL	\$338.83
001796	FITG HOSE BIB #12HOSE-#12MP	\$9.42	00219701	DRIVEN PLATE ASSY WITH COUPL.	\$504.30
00179600	CROSSKIT 14R CROSS & BRG KIT	\$57.14	00223900	CHAIN 5/16X1.15 UW 8 LINK	\$3.60
001798	ADP HYD ELBOW 12FPX- 8MP 90	\$23.15	0022400	ADP HYD ELBOW 12MP-12FP90	\$27.96
001800	FLANGE-SIGHT GAUGE	\$8.03	0022500	STREET ELL 1/2 NPT	\$15.84
00180000	YOKE PAINT BLACK	\$168.29	0022600	PIPE, NIPPLE, HEX	\$5.20
001818	CAP PLUG 1 NPT W/SQ HEAD	\$3.64	0022800	BUSHING, REDUCING 16MP-12FP	\$8.39
001827	ASSY, SINGLE FRONT PUMP 2.28CID	\$1, 513.51	0023000	ADAPTER, PIPE, ELBOW	\$30.32
00183100	KEY, CENTER GEAR BOX	\$18.03	002303	HOSE #20-20FJX -20FJX90- 43LG	\$294.51
00183200	KEY, CENTER GEAR BOX	\$14.18	002306	ADAPTOR SPLINE 1-3/4-13TX1-15T	\$184.83
001835	SHAFT, SPLINED	\$308.03	002308	HOSE #16-16FJX -16FJX - 34LG	\$142.23
001838	SHAFT, SPLINED	\$280.14	002310	HOSE #16-16FJX -16FJX - 43LG	\$184.02
001839	COUPLER	\$33.94	002312	HOSE #16-16FJX -16FJX - 50LG	\$210.36 [®]
001840	ASSY, PUMP REAR SECTION 2.77CID	\$2, 015.74	002313	PULLEY, EXT.SHAFT-1 BORE	\$88.71
001841	ASSY, PUMP FRNT SECTION 2.77CID	\$1, 817.64	002315	BEARING CUTTERSHAFT	\$87.89
001842	O RING 16007-17 CESSNA	\$5.33	002318	HOSE #16-16FJX -16FJX45- 76LG	\$300.51
001843	RING, LOCK	\$25.39	002328	CABLE, BATTERY, RH, GRD 4GA X 36	\$72.49
001845	HOSE #4 - 4FJX - 4FJX90- 70LG	\$81.65	002329	ADAPTER, HYD, BULKHEAD	\$174.97
001846	HOSE #4 - 4FJX90- 4FJX - 63LG	\$70.31	002330	HOSE #20-20FJX -20FJX90- 37LG	\$251.32
001847	HOSE #4 - 4FJX - 4FJX90- 66LG	\$71.45	002332	HOSE #16-16FJX -16FJX - 33LG	\$146.66
001848	HOSE #4 - 4FJX90- 4FJX - 43LG	\$69.18	002339	BEARING, BACKPLATE ASSY	\$35.78
001849	HOSE #4 - 4FJX90- 4FJX - 35LG	\$58.97	002340	BEARING, HOUSING ASSY	\$42.98
001856	PIN ROLL 5/32X 3/4 PL	\$0.39	002345	KEY 1/8 X 3/16 X 1 LONG	\$5.58
00185700	DRIVING SLEEVE ASSY, MAIN	\$107.49	002347	NIPPLE- 1/8 MP 3 LONG SCH.40	\$3.22
001859	HOSE #6 - 6FJX - 4MP - 19LG	\$35.19	002348	COUPLING- 1/8 FP SCH.40	\$3.08
001863	DRIVELINE, S60 W/8 CLUTCH	\$493.29	002356	BEARING	\$51.15
001891	ADP HYD ELBOW 4MP - 6MJ	\$6.23	002357	HOSE #16-16FJX -16FJX90- 58LG	\$238.14
001892	PLUG PLASTIC - 1/2 NPT	\$1.59	002361	HOSE #6 - 4MP - 8MP - 62LG	\$81.01
001921	ADP HYD ELBOW 6MJ - 6FJX 90	\$11.36	002364	HOSE #16-16FJX -16FJX45- 65.5	\$163.56
001930	HOSE #6 - 8MP - 4MP - 79LG	\$90.16	002365	HOSE #16-16FJX -16FJX90- 62.5	\$240.41
001974	HOSE #6 - 8MP - 4MP - 35LG	\$49.14	002367	SPACER	\$20.70
001975	HOSE #6 - 6MP - 4MP - 52LG	\$56.70	00242000	SHAFT, VERT.OUTPUT	\$805.67
001976	SUCT/HOSE #12- - 9LG	\$48.08	002430	ADP HYD STGHT 12MP - 12FJIC	\$85.95
001979	HOSE #4 - 4FJX90- 4FJX - 72LG	\$81.65	00243100	UPPER BEARING PROTECTOR	\$24.05
001980	HOSE #4 - 4FJX90- 4FJX - 49LG	\$62.37	00243200	RING, SUPPORT	\$208.09
001981	HOSE #4 - 4FJX90- 4FJX - 41LG	\$60.11	002433	ADP HYD, TEE 12MJ-12MJ-12MB	\$40.26
001997	HOSE #6 - 8MP - 4MP - 52LG	\$58.92	00243400	SEAL RACE	\$85.64
002000	ASSY, WHL & HUB 12.5X3.625, RED	\$109.47	002435	HHCS 3/8NC 1/2 PL5	\$0.68
002005	HOSE #6 - 6MP - 4MP - 60LG	\$71.08	00243900	PROTECTOR, UPPER BEARING	\$29.24
002010	HOSE #16-16FJX -16FJX - 74LG	\$250.43	00244000	KEY, SIDE GEAR BOX ASSY	\$47.57
002017	HOSE #16-16FJX90-16FJX - 20LG	\$112.82	002460	PUMP- HYD. PISTON 2.77 DISP.	\$1, 579.26
002019	MAGNET- SWITCH ACTUATOR	\$36.02	002463	NIPPLE- 1/8 PIPE 1 LG	\$1.81
002020	SPACER-PLASTIC	\$2.57	002464	HOSE #16-16FJX -16FJX90- 65LG	\$257.25
002021	HOSE #16-16FJX -16FJX 41LG	\$192.40	002465	HOSE #16-16FJX -16FJX - 52LG	\$209.28

SOME PARTS SHOWN MAY NOT BE AVAILABLE FOR SALE TO ALL DEALERS. SEE DEALER AGREEMENT FOR DETAILS.

**ALAMO INDUSTRIAL REPAIR & REPLACEMENT PARTS PRICE LIST - F.O.B. POINT OF SHIPMENT
EFFECTIVE 02-15-11**

PART #	DESCRIPTION	LIST PRICE	PART #	DESCRIPTION	LIST PRICE
002471	DRIVELINE W/SLIPCLUTCH	\$1,472.50	0044700	INNER SHOE GUARD ROD	\$90.57
002475	TOP LINK VPF	\$384.82	0045000	KNIFE HEAD CAP REAR	\$8.63
002476	HOSE #20-20FJX90-BLANK-24LG	\$180.31	0045300	SHIM, FRONT OR REAR	\$3.41
002478	HOSE #16-16FJX -16FJX90- 78LG	\$300.66	00455800	FLANGE, SHEARPIN	\$601.02
002480	HOSE #16-16FJX -16FJX90- 87LG	\$329.52	0046400	PLOW #3 7/16NC 1-1/2 PL5	\$2.10
002482	HOSE #16-16FJX -16FJX90- 72LG	\$318.54	0046500	BOLT, PLOW	\$1.25
002483	HOSE #16-16FJX -16FJX - 59LG	\$241.39	0046600	BOLT, PLOW	\$0.60
002484	HOSE #6 - 6MP - 4MP - 81LG	\$81.47	0046800	OUTER SHOE SOLE ASSY	\$114.20
002486	BEARING-R ROLLER W/HEX BORE	\$77.28	0047400	INNER SHOE WEAR PLATE	\$8.31
002487	KNOB, CONTROL VALVE	\$11.03	00477300	SLIP CLUTCH SHAFT, SIDE BOX IN	\$911.64
002488	BRACKET, CONTROL VALVE	\$52.82	0047800	LEDGER PLATE FOR OUTER SHOE	\$3.29
002496	WIRE HARNESS, INT, COMMON	\$77.11	00494800	REDUCER 8MP-6FP	\$5.07
002497	WIRE HARNESS, INT, L.H. WING	\$58.32	00501600	SEAL QUAD	\$5.07
002498	WIRE HARNESS, INT, DUAL POWER	\$77.81	00513400	SEAL	\$27.46
002499	WIRE HARNESS, INT, RH1ST POWER	\$58.57	00545500	O-RING, KIT	\$45.65
002500	WIRE HARNESS, INT, DUAL W/CAB	\$92.24	00545501	O-RING, KIT	\$52.94
002501	WIRE HARNESS, INT, RH1ST W/CAB	\$86.78	00557800	WASHER 1-3/8 X 2-1/2 X 1/8	\$1.81
002502	VALVE, SOLENOID-COMplete	\$270.87	00563600	GASKET AUBURN GEAR	\$4.96
002502A	USE 02989700	\$298.94	0058100	NIPPLE 1/2 X 3	\$3.60
002503	COIL, SOLENOID	\$88.77	00584700	HEAVY DUTY SLIP CLUTCH, 6-1/2	\$458.59
002504	CONNECTOR COIL DIN 43650-HT	\$24.39	00600500	SHCS 3/8 NC 1 PL5	\$1.41
002506	WIRE HARNESS	\$287.02	00603300	HHCS 5/8-18UNF 1-3/4 PL5	\$1.94
002518	SEAL KIT, INTEGRATED R/V	\$104.60	00606700	ADP HYD ELBOW 8MP - 8FPX 90	\$14.23
002520	HHCS, 3/4NF X 1-1/2 GR5 PL	\$3.92	00607100	ADAPTER, HYD, TEE	\$15.38
002521	HHCS 1/2 NC 3-1/2 PL5	\$7.50	00607900	HHCS 1/2 NF 2 PL5	\$1.36 [®]
002528	HHCS M20-P2.5 - 110MM PL10.9	\$8.74	00610600	PIN ROLL 5/16X1-1/2	\$1.75
002529	ADP HYD STGHT 20MP - 16MJ	\$11.57	00612703	SNAP-RETAINER RING E	\$4.54
002530	BEARING, CUTTERSHTF NON-DRIVE	\$111.15	00613200	SEAL REPAIR KIT - 00-212700	\$33.58
00254300	KEY, 5 GEAR BOX	\$13.16	0061900	CENTER COUPLING W/BOLT SET	\$174.30
002601	SPEED INCREASER 1:4 2B 1-3/8-6	\$2,816.86	0062000	FLEX COUPLING FLANGE 3/4 BORE	\$206.06
002615	ROD CYL 1.25-8.00	\$111.45	0064700	SECTION RIVET #5-1/2 X 29/32	\$16.23
002622	CYL HEAD FOR CYL 103140A	\$145.27	0064800	SECTION RIVET #5-1/2 X 23/32	\$6.76
002624	ROD CYL FOR CYL 103140A	\$109.22	00651000	SEAL REPAIR KIT	\$36.47
002628	HOSE #16-16FJX90-16FJX -18-1/2	\$115.24	00652801	BARREL, ASY, HYD CYL	\$318.31
00265000	KEY, 3/8 SQ, 1.78 LONG	\$132.23	00679800	BRACKET, PIGTAIL	\$24.05
0028800	BEARING RETAINER RING	\$7.38	00686100	HHCS 3/4 NC 1-1/2 PL8	\$2.34
0028900	BALL BEARING SHIELD	\$18.72	00695000	HHCS 1/2 NF 3 PL5	\$2.17
0029000	O RING SEAL	\$1.08	00696800	ADP HYD STGHT 8MB - 8MJ	\$5.00
0029200	THRUST PLATE	\$106.98	00724210	CLEVIS PIN	\$7.06
0029700	POCKET SEAL .103 DIA X 3-1/4LG	\$6.54	00724393	SHAFT COUPLER, JOHN DEERE 2.4	\$480.82
00326700	CLIP, 5/16 WIRE ROPE	\$3.31	00724976	HANGER, AG, QUICK CHANGE	\$4.39
0033100	HOSE 1/2 X 52-1/2	\$35.06	00725338	PIN COTTER 1/32X 1/2	\$0.47
00336601	SHAFT, INPUT-SHEAR PIN REPAIR	\$279.84	00725739	DECAL-WARNING SHIELDS&GRDS	\$5.03
00336608	BUSHING, BRONZE	\$46.23	00725916	NUT, CENTER LOCK, 5/8NC, PL5	\$1.04
00364503	DRIVE SQUARE ASSEMBLY	\$125.87	00726117	HINGE HALF FIXED PIN SIDE	\$7.22
00364504	INTERMEDIATE TUBE ASSY	\$272.60	00726118	HINGE HALF SOCKET END	\$9.64
0038000	CHECK VALVE KIT	\$32.05	00726119	WASHER, BRASS SPEC FOR HINGE	\$6.61
00380200	VALVE 3 SPL OPEN CTR	\$1,411.41	00726205	WELDMENT ROLLER 7 I-SERIES	\$1,084.40
00390900	WHEEL HEIGHT ADJ SCREW	\$97.81	00747900	NUT HEX THN LL 1-1/8 NF PL	\$14.99
0039700	ROLLER	\$232.47	00748000	LOCKWASHER 1 1/8 HEAVY	\$3.41
0040400	HOSE #8-8MP - 8MP 60 LG	\$33.34	00748537	BEARING CUP 3.5000" OD	\$26.45
00409300	YOKE 14R SLIP CLUTCH	\$189.04	00748538	HHCS 3/4 NF 5 PL5	\$7.56
0043900	SPRING RELEASE	\$32.30	00748547	FLATWASHER 1-1/32 X	\$4.39
0044000	HOOK, PRESSURE RELEASE	\$54.43	00748555	BOLT, PLOW #3 3/8 NC 1 PL	\$1.99
00442000	BAR, STANDARD INTERMED BLADE	\$50.71	00748570	ASY, CASTER FORK AND WHEEL	\$811.38
0044500	KNIFE HEAD WEAR PLATE	\$8.51	00748657	WLDMT, BLADE HOLDER - PD	\$1,002.86

SOME PARTS SHOWN MAY NOT BE AVAILABLE FOR SALE TO ALL DEALERS. SEE DEALER AGREEMENT FOR DETAILS.

**ALAMO INDUSTRIAL REPAIR & REPLACEMENT PARTS PRICE LIST - F.O.B. POINT OF SHIPMENT
EFFECTIVE 02-15-11**

PART #	DESCRIPTION	LIST PRICE	PART #	DESCRIPTION	LIST PRICE
00748667	COLLAR	\$37.69	00749518	SHIM, .020 ALUM	\$8.39
00748670	TAILWHEEL TUBE WLDMT-PD	\$342.59	00749519	SHIM .005	\$2.25
00748675	BUSHING, LONG SPACER	\$6.23	00749520	SHIM SHIM .007 OLD P	\$2.50
00748758	HHCS 3/8 NC 1-7/8 PL2	\$1.81	00749524	GEAR OMNI #030012	\$278.50
00748764	BLADES 72 LIFT	\$58.83	00749525	PINION OMNI #030011	\$398.98
00748768	TURNBUCKLE 1X6X9LG. CLASS2	\$52.94	00749526	WASHER GEARBOX 1X1.75X.120THK	\$6.36
00748776	SHAFT, INPUT	\$606.69	00749563	BLADE HOLDER CTR SECTN	\$1,058.14
00748778	SHAFT, OUTPUT	\$166.22	00749573	S/B SPACER SM 4X2-7/8X7/16 THK	\$189.27
00748781	SHIM	\$8.39	00749575	DRIVE PL WELD	\$316.63
00748824	CLUTCH, SLIP	\$399.00	00749595	TORQUE LIMITER ASSY-SHEAR	\$1,052.52
00748827	SHSS 3/8 NC 5/16	\$1.15	00749739	SELF TAP 1/4 NC 1/2	\$0.72
00748829	HUB GREAT LAKES #303	\$148.44	00749759	SPACER, 3/8 #11W108	\$12.31
00748830	NUT, ADJUSTING GREAT	\$55.30	00749760	WASHER, BEADED	\$3.08
00748831	SPRING, BELLEVILLE 4	\$36.29	00749943	WLDMT, CASTER FORK	\$360.62
00749003	ASSY, GEARBOX CTR SEC	\$2,814.09	00749946	WASHER	\$4.32
00749005	HEXB 1-8 UNC-2A ROLLED THD GR8	\$12.97	0075000	ADP HYD ELBOW 4FP - 4MP	\$8.97
00749070	ADP HYD STGHT 16MJ-12MP	\$12.58	00750121	3-1/2 OFFSET BLADE	\$72.30
00749074	PILLOW BLOCK ASSY	\$230.66	00750203	CABLE CUT TO 62 5/8 LG	\$39.18
00749095	BRACE, CROSS - FOR PAN 84	\$177.12	00750316	ADP HYD ELBOW 16MJ-16FL90	\$59.73
00749101	SPLIT FLANGE KIT 1-1/2	\$23.71	00750317	SPLIT FLG KIT #16	\$15.71
00749103	SPLIT FLG KIT #20	\$18.09	00750339	WASHER SPECIAL - SM BOOM	\$52.94
00749104	ADP HYD ELBOW 24FL-16MJ45	\$72.70	00750368	Q.D. COUPLER #4	\$66.99
00749165	YOKE 35R 1 3/8-6 SPLINE	\$84.21	00750395	TONGUE CYLINDER	\$1,156.20
00749169	SQSS 5/8 NC 1-1/4	\$3.97	00750396	JACKSHAFT PAINT BLACK	\$796.50
00749172	SPACER, RUBBER, FOR WEASLER	\$55.57	00750398	WING CYLINDER	\$527.63
00749185	FLATWASHER 1-1/4, TYPE A, WIDE	\$2.07	00750398B	HYD CYL 2-1/2" BORE 16" STROKE	\$497.04
00749200	BEARING CONE 2.2500" ID	\$41.23	00750460	WHEEL SPINDLE CTR. SEC. X-3	\$281.55
00749260	STUD, PIVOT-PD	\$102.30	00750477	HHCS 1 NC 6 PL5	\$16.42
00749264	COLLAR TW PD	\$44.33	00750479	HEXB 1 NC 4-3/4 PL5	\$23.78
00749271	WLDMT, CASTER FORK	\$289.07	00750483	AXLE ARM WELD, UPPER C.S. X-3	\$252.63
00749413	HHCS 5/16-24 UNF 2-3/4 PL5	\$0.61	00750493	WELD, AXLE ARM RT. WING X-3	\$558.26
00749477	MAIN HOUSING - GEAR	\$1,602.67	00750500	WLDMT, BLADE BAR CRT SEC. X-3	\$320.87
00749478	COVER, GEARBOX TERR O	\$172.37	00750505	BLADE BAR WLDMT WINGS X-3	\$841.43
00749480	CAP	\$166.52	00750514	ADP HYD STGHT 6FP-6FP UNPLT.	\$6.99
00749481	DIVIDER, HOUSING	\$204.52	00750518	SHOCK ABSORBER ROD WLD WNG	\$102.18
00749482	SHAFT, BLADE TERR OL	\$407.96	00750541	AXLE ARM ASSY LEFT WING X-3	\$779.89
00749483	DIVIDER SHAFT	\$360.62	00750578	RETAINING ARM WELD CS-X-3 RH	\$156.13
00749484	SHAFT, INPUT OMNI #040008	\$281.51	00750585	RIGHT WING CYLINDER KIT	\$520.32
00749485	RING, INTERNAL RETAINING	\$23.08	00750594	CHAINGUARD, ASY, WG FRT	\$371.51
00749486	RING, RETAINING	\$13.16	00750597	SEAL KIT/00750395 CYL	\$34.30
00749488	BEARING CUP	\$17.96	00750598	GLAND & PISTON KIT TO 750395	\$390.67
00749491	BEARING CONE	\$35.13	00750602	SEAL KIT	\$33.72
00749493	BEARING CONE	\$38.13	00750604	@KIT, ROD & LOCKNUT TO 750398	\$502.95
00749494	BEARING CONE	\$31.50	00750609	WHEEL HUB KIT	\$553.74
00749498	BEARING CUP	\$19.48	00750612	BEARING CONE L68149	\$20.20
00749499	BEARING CONE 3872 T	\$78.14	00750615	NUT SLOT CASTLE 7/8 14NF PL	\$14.43
00749500	RING, RETAINING	\$17.15	00750618	WASHER, KEYED 7/8	\$2.54
00749501	SEAL NATIONAL #473446 SEAL	\$28.35	00750619	HOSE & QUICK COUPLER	\$100.36
00749502	SEAL PROTECTOR LOWER	\$17.58	00750620	BEARING CUP L68111	\$7.50
00749509	SEAL NATIONAL #470380 SEAL	\$12.89	00750648	SPINDLE, DUAL WHEEL X-3	\$507.87
00749512	NUT HEX SLOTTED 1-20 UNEF PL	\$7.82	00750727	LONG SPRING RETAINER WING X-3	\$21.73
00749513	SHIM .005 FIBER	\$2.76	00750730	SHORT SPRING RETAINER WING X-3	\$40.30
00749514	SHIM .007 ALUM	\$3.85	00750731	BSHG 1-1/4 X1-1/16X1	\$14.38
00749515	SHIM, .020 ALUM	\$7.19	00750823	ADP HYD ELBOW 8MJ - 8MP 45 DEG	\$12.64
00749516	SHIM, .005 ALUM	\$4.76	00750859	WLDMT, BLADE BAR & PAN CTR/SEC	\$901.48
00749517	SHIM, .007 ALUM OLD	\$4.76	00750874	D/S 00750397 W/SHLD PAINT BLK	\$1,801.26

SOME PARTS SHOWN MAY NOT BE AVAILABLE FOR SALE TO ALL DEALERS. SEE DEALER AGREEMENT FOR DETAILS.

**ALAMO INDUSTRIAL REPAIR & REPLACEMENT PARTS PRICE LIST - F.O.B. POINT OF SHIPMENT
EFFECTIVE 02-15-11**

PART #	DESCRIPTION	LIST PRICE	PART #	DESCRIPTION	LIST PRICE
00750876	INNER SHIELD PAINT BLACK	\$105.18	00751497	HOSE #12-12FJX -12FJX - 34LG	\$119.76
00750925	HHCS 5/16NC 2-1/4 PL5	\$0.69	00751503	FLANGE KIT #12	\$26.34
00750937	BLADE HOLDER ASSY S B LW X-3	\$1, 203.48	00751504	HOSE CLAMP FOR #16 HOSE	\$7.82
00750938	BLADE CARRIER, ASY, SB CS	\$558.77	00751505	HOSE CLAMP FOR #12 HOSE	\$4.30
00750939	BLADE HOLDER ASSY S B RW X-3	\$1, 203.85	00751507	LOCKWASHER 5/8 CRUSH WASHER	\$5.20
00750943	SHCS 3/8-NC X 5/8 PL8	\$2.44	00751510	TANK FLANGE 1-1/4	\$9.93
00750969	COUPLER 2-5/16 BALL HITCH	\$336.75	00751513	SHOCK ABSORB ROD ASSY	\$282.66
00750983	ADP HYD ELBOW 6MJ-8MP90	\$11.53	00751519	BREATHER CAP 11 PSI	\$124.47
00750987	HOSE #6 - 6MP - 6MP -101LG	\$106.54	00751521	ADP HYD STGHT 6MB-6FP	\$6.41
00750989	WLDMT, SKID SHOE - LEFT	\$72.55	00751529	FILTER ELEMENT	\$35.56
00750991	SKID SHOE KIT X-3	\$152.55	00751530	FILTER ELEMENT	\$39.08
00750993	WLDMT, SKID SHOE - RIGHT	\$73.00	00751531	GEAR - 18 TEETH	\$844.69
00750997	HOSE #6 - 6MP - 4MP -132LG	\$72.69	00751533	BEARING CONE	\$90.72
00750998	LEFT WING CYLINDER KIT	\$634.91	00751535	SEAL	\$19.48
00751034	CLUTCH CTR SEC 3 SPR	\$392.64	00751536	SPLINE ADAPTER	\$184.91
00751035	DISC, RUBBER MOUNT	\$78.00	00751557	PIPE ELBOW 90 DEGREE 12FP-12MP	\$10.50
00751041	SHORT HINGE PIPE	\$14.87	00751565	HYDRO-15 M.K. UNIVERSAL	\$234.41
00751042	PIN-SHORT HINGE	\$61.71	00751566	MOUNT PLATE FORD & JOHN DEERE	\$185.25
00751080	WLDMT, SHOCK ABSORBER	\$899.47	00751569	MOUNT PLATE UNIVERSAL	\$226.13
00751081	SHOCK ABSORBER LEVER ARM	\$82.38	00751577	HYDRO-15 MOUNT KIT FORD 4600	\$361.26
00751086	DUAL WHEEL AXLE ARM ASSY	\$1, 125.62	00751579	MOUNT PLATE FORD 4600	\$297.57
00751106	PIN-CLEVIS	\$179.03	00751581	HHCS 3/4 NC 3-1/2 PL8	\$3.60
00751107	PIN ROLL 5/16X1-3/4	\$0.79	00751587	WELD BRACKET 1/4-20UNC	\$1.74
00751121	TUBE SPACER - BALL HITCH	\$84.15	00751596	ADP HYD ELBOW 4MP-4FP90	\$5.83
00751133	DUAL AXLE ARM ASSEMBLY	\$2, 061.56	00751670	WLDMT, STABILIZER	\$163.10
00751136	CHAIN 5/16 SINGLE OPEN END	\$2.14	00751685	PIN-CLIP HAIR	\$0.56
00751137	ASY, BEARING, CUP & CONE	\$24.73	00751688	HEXB M10-P1.5 X 25MM PL 8.8	\$1.10
00751138	ASY, BEARING - CUP & CONE	\$30.96	00751731	REDUCER 6MP-2FP	\$3.60
00751150	CHAINGUARD, ASY, WG FRT	\$679.16	00751790	VALVE RELIEF SET TO 1850 PSI	\$315.91
00751158	CHAIN COUPLING	\$51.74	00751791	CARTRIDGE RELIEF 2500 PSI	\$190.52
00751162	WMDT, REAR LEVEL LIFT ROD	\$461.16	00751830	WING, MOTOR-HYDRO-15	\$2, 396.14
00751168	REPAIR KIT D/L HALF BEARING	\$5.67	00751838	CORDURA SLEEVING - 30 LG	\$26.39
00751179	PIN-COILED 3/16 X 1-1/4	\$0.34	00751839A	HOSE #16-16FJX-16FL90-59LG	\$228.39
00751222	BUSHING, HARDENED	\$72.13	00751840	HOSE #16-16FJX -16FJX -119LG	\$308.60
00751224	PIN-REAR LEVEL LIFT	\$39.08	00751842	ADP HYD ELBOW 16MJ-24FL90	\$72.13
00751227	KIT, LEVEL LIFT	\$877.50	00751844	ADAPTER, HYD, ELBOW	\$39.46
00751232	ASY, CHAINGUARD RH REAR WING	\$931.59	00751846	ADP HYD STGHT 16MJ-16MJ BLKHD	\$31.02
00751233	ASY, CHAINGUARD LH REAR WING	\$1, 081.84	00751847	PIPE NIPPLE 32MP CLOSE	\$5.25
00751235	CHAIN 5/16 WLD 11 LINK	\$5.74	00751858	HOSE CLAMP M44	\$4.81
00751240	HHCS 5/16NF 5 PL5	\$2.33	00751874	CARTRIDGE RELIEF 1500 PSI	\$190.52
00751302	BRACE-SKID SHOE ATTATCH. PLATE	\$81.09	00751878	PIPE PLUG SOCKET HEX HD 1-1/4	\$8.97
00751303	PLATE, SKID SHOE CENTER SECT 15	\$20.24	00751942	BREATHER	\$25.52
00751304	RUNNER, SKID SHOE CENTER SEC 15	\$51.93	00751946	SEAL KIT - HYDRO-15 PUMP	\$131.25
00751305	WLDMT, SKID SHOE CS 15	\$128.25	00751948	PUMP FLANGE C-2 C-4	\$922.56
00751399	HHCS 1/2 NF 2 PL8	\$1.54	00751949	COVER CLOSED	\$60.13
00751451	WLDMT, TANK BOLT	\$58.71	00751953	SPACER RING	\$68.80
00751456	ADAPTER, PIPE, COUPLER	\$12.11	00751954	RETAINING SNAP RING	\$6.81
00751457	PIPE ELBOW 90 DEGREE 20MP-20FP	\$12.00	00751956	HOUSING PUMP SIDE	\$2, 618.79
00751463	TANK END COVER	\$117.48	00751958	GASKET .015	\$12.00
00751471	ADP PIPE, REDUCER, 20MP-16FP	\$5.45	00751959	SHIM .005 ALUM	\$4.37
00751472	BULK HEAD ADAPTER #12 MJIC	\$24.24	00751960	SHIM .007 ALUM	\$4.49
00751482	MOTOR-HYDRO-15	\$1, 592.91	00751961	SHIM .020 ALUM	\$5.45
00751485	O-RING	\$0.55	00751963	SHIM .005 ALUM	\$4.43
00751486	O-RING	\$6.62	00751965	SHIM .007 ALUM	\$5.64
00751488	SPEED INCREASER 1:4	\$1, 791.82	00751966	SHIM .020 ALUM	\$7.10
00751491	HOSE #12-12FJX -12FL90 -55.5LG	\$229.05	00751967	SHCS 5/16NC 1 PL5	\$0.79

SOME PARTS SHOWN MAY NOT BE AVAILABLE FOR SALE TO ALL DEALERS. SEE DEALER AGREEMENT FOR DETAILS.

**ALAMO INDUSTRIAL REPAIR & REPLACEMENT PARTS PRICE LIST - F.O.B. POINT OF SHIPMENT
EFFECTIVE 02-15-11**

PART #	DESCRIPTION	LIST PRICE	PART #	DESCRIPTION	LIST PRICE
00751969	HHCS 3/8 NC 3-1/4 PL5	\$1.03	00752816	JACKSHAFT 15 SERIES 6	\$910.71
00751970	PIPE PLUG 3/8 - SOCKET HEAD	\$3.92	00752817	WINGSHAFT 15HD SERIES 6	\$1,163.05
00751971	SPACER RING	\$64.92	00752824	HEXB, M16 - P2.0 X 30MM PL10.9	\$2.68
00751974	SPOOL REPAIR KIT-NON DETENT	\$17.31	00752827	BOLT, BLADE	\$13.05
00751984	STARWSHR #10 EXT TOOTH TY A PL	\$0.17	00752901	INNER PLATE FF3 SERIES 6	\$42.08
00751997	FLAP STRAP	\$13.22	00752902	LINING FF3 SERIES 6	\$23.63
00751998	BAR, BLADE W/STUMP PAN WINGS	\$952.56	00752903	BOLT & NUT - M12 X 65	\$4.61
00752051	RUBBER FLAP 10 X 10	\$17.58	00752906	SPRING FF3 SERIES 6	\$6.36
00752060	SPACER	\$21.05	00752922	OIL SEAL 35 X 56 X 10	\$16.78
00752067	ADP HYD STGHT 16MP-16MJ	\$10.50	00752927	OUTSIDE CIRCLIP 40	\$4.43
00752137	BUSHING	\$15.00	00752971	BLADE 15 CW MATCHED SET	\$53.30
00752146	WLDMT, STUMP JUMPER PAN WING	\$1,247.40	00752972	BLADE, 15 CCW MATCHED SET	\$53.30
00752152	STUMP JUMPER ASSY RIGHT WING	\$1,729.35	00752975	RETAINING COLLAR OUTER SERIES	\$13.53
00752157	OUTPUT SHAFT AND GEAR	\$425.62	00752976	RETAINING COLLAR INNER SERIES	\$13.72
00752159	GEAR BEVEL-22 TOOTH	\$163.13	00753079	PUSH PIN KIT - CV	\$15.84
00752176	GREASE FTG, 1/8MP 90DEG	\$2.41	00753145	WLDMT, BLADE BAR HYDRO-15	\$438.75
00752177	BOLT, STUD 1/2-20 NF X 1-7/8	\$2.57	00753185	INNER SAFETY SHIELD SERIES 6	\$90.50
00752179	GEAR, SHAFT LOW SPEED 72 TEETH	\$634.66	00753186	OUTER SAFETY SHIELD SERIES 6	\$91.33
00752181	HUB ASSY W/CUPS & STUDS	\$1,238.09	00753225	OIL SEAL	\$19.18
00752254	WING HINGE FILLER PIPE	\$77.81	00753227	TAKE-UP RING	\$12.76
00752255	BOLT, HHCS 1/2 NF X 1 PL5	\$0.88	00753233	SHAFT	\$709.89
00752257	WLDMT, TONGUE	\$1,923.27	00753236	KEY	\$5.67
00752272	HUB, AXLE, NON THREADED	\$46.64	00753708	AXLE ARM WLDMT RIGHT WING	\$863.52
00752273	REAR C.S. CHAINGUARD PLATE	\$270.46	00753709	AXLE ARM WLDMT LEFT WING	\$808.52
00752274	ASY, CHAINGUARD, REAR-DBL	\$458.03	00753720	CUP & CONE ASSEMBLY	\$57.69
00752300	DUAL WHEEL AXLE ARM WELD	\$1,124.03	00753721	CUP & CONE ASSEMBLY	\$135.00
00752352	GEARBOX, CENTER	\$2,137.97	00753798	CHAIN GD BRKT FRT RW	\$267.44
00752377	GEAR, 17T OMNI 03001	\$306.02	00753799	CHAIN GD BRKT FRT LW	\$267.44
00752385	GASKET-CAP BLANK .019	\$2.59	00753805	PANEL, FRT SIDE 2 CURTAIN	\$131.89
00752402	HOSE #6 - 6MP - 4MP -132LG	\$97.44	00753809	REAR WING 2 CURT	\$196.04
00752405	HHCS 3/4 NC 5-1/2 PL8	\$5.53	00753815	RT WING FRT 2 CURT	\$736.05
00752439	PIN-TONGUE CLEVIS	\$63.65	00753853	WLDMT, BLADE BAR CS 15-IV	\$1,158.44
00752480	OUTPUT PINION 15T	\$271.94	00753889	FLANGED FORK W/BOLTS	\$521.64
00752563	LEVEL LIFT ASSEMBLY	\$513.09	00753975	PIN COTTER 5/16X1-1/2	\$0.63
00752645	HHCS 5/16NF 1/2 PL5	\$0.40	00753978	TK-84 JACK SHAFT CAT IV	\$1,243.73
00752667	PIN ROLL 1/4 X1-1/2	\$0.63	00753991	SPEED INCR 1000 PTO SAE "B" FL	\$7,361.13
00752673	HHCS 3/8 NF 2-1/4 PL5	\$1.47	00753992	PINION, GEAR	\$2,294.79
00752675	HHCS 3/8 NF 1-1/2 PL5	\$0.97	00753993	GEAR	\$3,005.10
00752716	HHCS 1/2 NC 3-1/2 PL8	\$2.33	00753994	SHAFT, 1000 PTO 21 SPLINE	\$4,003.18
00752717	HOSE #16-16FJX -16FJX - 25.5	\$175.66	00754019	WINCH KIT 15-IV	\$374.73
00752725	CONNECTOR, KIT, 2-POLE	\$4.67	00754041	NUT SLOT STD 3/4 NF PL8	\$5.67
00752726	ENCLOSED LIMIT SWITCH	\$752.04	00754053	BOLT KIT WING AXLE ATTACHMENT	\$29.24
00752727	LEVER ACTUATOR	\$77.55	00754063	SAFETY SHIELD	\$222.38
00752734	IN-LINE FUSE HOLDER & FUSE	\$15.96	00754093	BAR, BLADE -CTR SEC HYDRO-15	\$383.46
00752735	SELF TAP 5/16NC 3/4 PL TYPE"F"	\$0.72	00754104	WING AXLE ARM BUSHING	\$11.48
00752738	HHCS 3/8 NF 1-3/4 PL5	\$1.29	00754105	HHCS 3/4 NC 4-1/2 PL8	\$4.10
00752747	BEARING CONE L44645	\$94.50	00754108	BOLT 1 NC 4-1/2 GR8	\$9.33
00752750	BEARING CUP LM78310C	\$18.55	00754110	SPEED INCREASER W/OIL	\$1,692.26
00752751	DUST CAP WHL HUB 2.251 OD	\$4.49	00754115	KIT, SPINDLE HSG, 3/4 BLT,	\$1,377.27
00752752	WHEEL HUB ASSEMBLY	\$1,434.23	00754129	BLADE CARRIER, ASY, BAR CW	\$584.87
00752753	WHEEL KIT	\$1,182.06	00754180	INTERMED.DRIVESHAFT 15-IV	\$1,360.49
00752757	DUAL WHEEL AXLE ARM WLDMT	\$1,011.21	00754294	BLADE, CCW SUCTION 80	\$38.47
00752771	SLIDE TERMINAL FEMALE INS	\$1.81	00754313	HUB, SPLINED	\$53.90
00752772	MAGNETIC PLUG 3/8 NPT	\$4.55	00754317	HUB, CLUTCH - 1-3/8-6 SPL.	\$156.28
00752783	AXLE, ARM ASY	\$6,057.51	00754320	CLUTCH, 2 PLATE, 1-3	\$323.93
00752795	WINGSHAFT 15HD SER 8 1-3/8-6	\$1,331.90	00754328	WLDMT, HITCH	\$746.84

SOME PARTS SHOWN MAY NOT BE AVAILABLE FOR SALE TO ALL DEALERS. SEE DEALER AGREEMENT FOR DETAILS.

**ALAMO INDUSTRIAL REPAIR & REPLACEMENT PARTS PRICE LIST - F.O.B. POINT OF SHIPMENT
EFFECTIVE 02-15-11**

PART #	DESCRIPTION	LIST PRICE	PART #	DESCRIPTION	LIST PRICE
00754369	SHIELD COMPLETE	\$289.17	00754626	BEARING SPACER	\$201.26
00754371	HALF DRIVE SHAFT W/YOKE	\$588.44	00754627	SNAP RING	\$12.38
00754382	SHIELD KIT OUTER - 00752793	\$132.23	00754628	SEAL	\$42.25
00754383	SHIELD KIT INNER - 00752793	\$68.77	00754629	BEARING ASSEMBLY LOW	\$90.38
00754384	SHIELD KIT COMPL.- 00752793	\$228.39	00754640	SPCR .875 X .563 X .78	\$32.46
00754390	SOLID SHAFT HALF	\$510.87	00754755	GEAR, CROWNWHEEL	\$425.07
00754397	SHIELD KIT INNER - 00752795	\$78.25	00754758	SPACER	\$54.24
00754480	WLDMT, BLADE BAR 90	\$567.20	00754760	GEAR, BEVEL PINION	\$340.31
00754486	BLADE CARRIER, ASY, BAR CW	\$617.30	00754764	HHCS, M10-P1.5 X 20MM PL8.8	\$2.44
00754487	BLADE CARRIER, ASY, BAR CCW	\$640.45	00754767	CROWNWHEEL	\$222.38
00754514	PUMP ASSEMBLY HYDRO-15C	\$2, 618.97	00754773	PROTECTIVE SHIELD	\$5.96
00754515	SUCT/HOSE #24- - 60LG	\$111.98	00754777	NUT MET SLOT 24MM-P2.0	\$13.98
00754517	HEXB, M12-P1.75 x 55mm PL8.8	\$2.44	00754783	DUST EXCLUDER	\$26.28
00754520	GASKET MAIN BODY HALFS	\$9.23	00754794	HOSE #6 - 6MP - 6MP - 40LG	\$50.36
00754521	GASKET	\$5.34	00754877	SPCR .84 X .622 X1.75	\$15.96
00754523	BREATHER PLUG	\$59.75	00754881	HEXB 7/16 NC 3 PL5	\$1.54
00754524	WASHER, ALUMINUM 17X22X1.5	\$3.97	00754949	NUT HEX 1 8NC HRS	\$10.01
00754525	PLUG, 1/4-18 STR. PIPE	\$18.41	00754950	FLANGE, SAE B PUMP	\$391.10
00754527	SHCS METRIC 8-P1.25- 40MM 5	\$2.44	00754951	SPLINED PUMP ADAPTER 7/8-13T	\$123.21
00754528	LOCKWASHER	\$1.04	00754953	TRACTOR HALF, INNER W/1-3/8-6	\$569.54
00754529	SHCS M12 X 1.75 X 30	\$3.02	00754960	CLEVIS TONGUE ASMBLY 15-IV	\$1, 404.80
00754531	HOUSING	\$652.60	00754970	TUBE INSERT	\$26.66
00754532	GASKET	\$0.96	00754974	AXLE WLDMT 15-IV	\$3, 124.70
00754533	FLANGE	\$72.13	00754988	TUBE, HINGE	\$27.72
00754534	GASKET PUMP FLANGE	\$3.02	00755015	BUSHING 1-1/2 X1-4/64X3-3/4	\$12.58 [®]
00754535	DIPSTICK	\$49.43	00755021	LEVEL ROD WLDMT (112 LG)	\$208.66
00754536	WASHER, ALUMINUM 17X22X1.5	\$2.25	00755031	LOCK-UP ARM WLDMT	\$72.13
00754537	PLUG-3/8-18 ST.PIPE	\$8.79	00755037	HYDRO-15C MOUNT KIT-UNIVERSAL	\$300.51
00754538	SEAL, DOUBLE LIP	\$17.18	00755044	SWIVEL BAR - LEVEL LIFT	\$43.00
00754539	BEARING	\$67.89	00755053	TONGUE LUG OUTSIDE RH	\$33.08
00754540	RETAINING RING	\$7.31	00755059	GUSSET, RECT 2-1/4 X 3 X1/2	\$5.33
00754542	SHAFT	\$1, 255.75	00755060	GST REC 2-1/4 X 4-3/8 X1/2	\$6.67
00754543	KEY	\$7.50	00755062	HOSE #6 - 6MP - 6MP -106LG	\$68.90
00754544	GEAR	\$759.11	00755078	HYD CYL 15-IVC LIFT	\$493.85
00754545	OUTPUT SHAFT & GEAR	\$572.74	00755078A	HYD CYLINDER 3BORE 6-1/2STRK	\$667.03
00754546	SPACER	\$90.16	00755091	CHAINGUARD BRKT FRT CS 15-IV-C	\$207.15
00754547	PUMP FLANGE	\$406.49	00755094	BRKT, CHAINGUARD FRT PNL RH CS	\$92.56
00754548	GASKET MOTOR TO SPINDLE	\$3.14	00755096	BRKT, CHAINGUARD FRT PNL LH CS	\$96.16
00754551	O-RING, PUMP	\$2.04	00755099	BRKT, CHAINGUARD RR CS 15-IVC	\$261.63
00754552	RING	\$3.53	00755104	ASY, CHAINGUARD FRT WG DBL	\$289.80
00754560	SEAL	\$14.43	00755105	BRKT, CHAINGUARD RR WG 15-IVC	\$155.93
00754565	SHCS M12x1.75x35	\$3.46	00755114	ASY, CHAINGUARD FRT CS DBL	\$261.96
00754566	LOCKWASHER, 12MM	\$0.84	00755115	ASY, CHAINGUARD FRT PAN RH DBL	\$170.10
00754576	O-RING, PUMP	\$1.54	00755116	ASY, CHAINGUARD FRT PAN LH DBL	\$171.24
00754584	USE 00773202	\$71.02	00755117	ASY, CHAINGUARD REAR CS DBL	\$340.20
00754586	LOCKWASHER, 14MM	\$0.27	00755119	ASY, CHAINGUARD REAR WING DBL	\$261.51
00754595	SEAL, 35X50X7 DOUBLE LIP	\$19.93	00755130	MANUAL PARTS 15 IVC	\$37.28
00754596	SHIM, .08 X1.96	\$38.33	00755161	HYDRO-15D MOUNT KIT - I.H.	\$765.45
00754597	SEAL, 35X50X7 SINGLE LIP	\$12.70	00755163	SPCR 1 X .76 X7.80	\$28.79
00754598	SNAP RING, .075 X 1.969 INTERNL	\$4.81	00755164	SKID SHOE MT WLDMT LH 15-IVC	\$104.16
00754604	SPLINED PUMP ADAPTER	\$119.39	00755165	SKID SHOE MT WLDMT RH 15-IVC	\$96.14
00754607	O-RING 1-1/16 x 1-3/16 x 1/16	\$1.75	00755166	SKID SHOE MT PL LH 15-IV-C	\$54.10
00754614	HEXB METRIC 10-P1.5 - 75MM PL5	\$2.27	00755167	SKID SHOE MT PL RH 15-IV-C	\$54.10
00754615	BLOCK, RELIEF VALVE	\$761.57	00755230	TONGUE WLDMT, 2 CONTROL RODS	\$1, 378.10
00754622	SEAL KIT - MOTOR 00754114	\$85.76	00755264	BUSHING - WLDMT - LEVEL LIFT	\$104.36
00754624	SPINDLE	\$914.70	00755276	ROD, CHAIN GUARD 72 LG	\$36.75

SOME PARTS SHOWN MAY NOT BE AVAILABLE FOR SALE TO ALL DEALERS. SEE DEALER AGREEMENT FOR DETAILS.

**ALAMO INDUSTRIAL REPAIR & REPLACEMENT PARTS PRICE LIST - F.O.B. POINT OF SHIPMENT
EFFECTIVE 02-15-11**

PART #	DESCRIPTION	LIST PRICE	PART #	DESCRIPTION	LIST PRICE
00755287	HOSE #6 - 6MP - 6FJX - 77LG	\$108.19	00756793	HHCS 7/8 NC 5 PL5	\$5.49
00755288	OUTER YOKE 1-3/8-6 S80 INT D/L	\$169.98	00756811	HOSE #4 - 4FJX - 4FJX - 70LG	\$63.33
00755326	SELF TAP-DRILLING SCREWS	\$0.42	00756886	DUST CAP RETAINER - NEW STYLE	\$133.25
00755338	BUSHING 1-1/2 X1-4/64X1-3/4	\$8.34	00756918	ASSY-CTR SEC BLADE PAN	\$1,093.13
00755340	CAPTIVE BALL HITCH 15IV & 20IV	\$1,856.54	00756919	ASSY-LT WING BLADE PAN	\$1,021.74
00755442	INNER TUBE 15HD MAIN DS	\$208.50	00756921	WLDMT-STUMP JUMPER-CTR SEC	\$913.25
00755464	COVER PLATE-HYD TANK HYDRO-15	\$48.01	00756922	ASSY-RT WING BLADE PAN	\$931.59
00755474	HOSE #16-16FJX -16MPX - 27LG	\$107.73	00756925	WDMT-STUMP JUMPER-WING SEC	\$680.40
00755489	HYD TANK WLDMT HYDRO-15D	\$1,100.78	00756931	INNER TUBE	\$419.58
00755497	WLDMT, HOSE HGR - HYDRO-15D	\$95.32	00756932	OUTER TUBE	\$323.14
00755498	HOSE #16-16FJX -16MPX - 40LG	\$148.65	00757042	OUTER YOKE (CLAMP TYPE)1-3/8-6	\$836.33
00755551	CHNGRD BRKT-FRT LFT WG 15-IVC	\$209.47	00757047	OUTER YOKE 1-3/4-20 S80 INT DL	\$155.58
00755552	CHNGRD BRKT-FRT RT WG 15-IVC	\$180.31	00757152	PINION SHAFT	\$505.88
00755556	ASY, CHAINGUARD, LH WING FRT	\$351.54	00757153	SPACER	\$42.06
00755557	ASY, CHAINGUARD, RH WING FRT	\$351.54	00757224	HOSE #8 - 8FJX - 8FJX -106LG	\$68.25
00755567	DRIVESHAFT 15IVD SERIES 6	\$1,173.61	00757291	PLUG, PIPE	\$3.53
00755568	DRVSHFT 35R 15-IVC CTR-COMER	\$1,033.76	00757374	GUSSET TRI 6-3/4 X 8-3/4 X1/4	\$15.93
00755597	DRVSHFT 44R 15-IVC CTR-COMER	\$1,644.30	00757538	STIFFENER, TONGUE	\$17.14
00755623	WASHER 2.200 OD1.218 1DX.250	\$7.20	00757577	PIN-AXLE WLDMT ALAMO 15-IVA	\$129.60
00755643	WLDMT, BLADE BAR 15-IVC WING	\$660.56	00757582	GUSSETT - ODD	\$30.32
00755644	WLDMT, BLADE BAR 15-IVC CTRSEC	\$737.10	00757606	WLDMT RIGHT WING AG15IV	\$9,043.86
00755650	ASSY, SINGLE FRONT PUMP 2.77CID	\$1,099.98	00757621	WLDMT, BLADE BAR CTR	\$734.65
00755675	STUMP JUMPR WLD 15-IVC CTR	\$1,445.85	00757622	WLDMT - BLADE BAR WING	\$595.02
00755676	STUMP JUMPR WLD 15-IVC WING	\$1,020.60	00757646	WLDMT SINGLE AXLE ARM	\$504.37
00755677	STUMP JUMPR ASSY 15-IVC CTR	\$1,482.14	00757647	WLDMT DUAL AXLE ARM	\$431.57
00755678	STUMP JUMPR ASSY 15-IVC LFT WG	\$1,247.40	00757648	WLDMT, CTR AXLE AG15IV	\$1,532.61
00755812A	KIT, MOTOR REPLACEMENT R.W.	\$3,807.80	00757691	WLDMT, LH AXLE ARM	\$583.00
00755814A	KIT, MOTOR REPLACEMENT L.W.	\$4,208.56	00757692	WLDMT, RH AXLE ARM	\$510.87
00755820	SPINDLE & HSG ASSY, 3/4 BLT,	\$1,291.23	00757696	AXLE, ARM ASY, RH	\$751.28
00755826	SPINDLE HOUSING, 3/4 BLT,	\$1,202.46	00757697	AXLE, ASY, LH	\$829.41
00755873	BEARING COVER INNER	\$46.50	00757729	BOLT & LOCK NUT	\$6.61
00755901	HEXB METRIC 12-PI.75- 50MM PL5	\$3.50	00757891	AXLE, ASY, D-CTR	\$861.03
00755934	NUT MET 8MM-P1.25	\$1.41	00758029	STIFFENER, TONGUE-LOWER	\$21.86
00755940	FLATWASHER M14	\$1.40	00758268	BRKT, RUBBER GD AG15 FR CTR SEC	\$126.21
00755944	HEXB METRIC 14-P2.0 - 55MM PL5	\$5.41	00758271	PANEL, RUBBER GD AG15 FRT SEC	\$10.71
00756024	NUT MET TLE 10MM-P1.5 PL	\$0.91	00758273	PANEL, RUBBER GD AG15 CTR RR	\$54.92
00756027	HEXB METRIC 12-PI.75- 45MM	\$2.07	00758525	KIT, AG15 LEVEL LIFT	\$1,862.83
00756170	SPACER	\$27.63	00758831	WLDMT-LEVEL ROD (110 LG)	\$224.58
00756179P	HYDRO 15 PARTS MANUAL 08-05	\$36.23	00758833	WLDMT-BUSHING	\$82.67
00756179S	SERVICE MANUAL HYDRO 15	\$36.23	00758851	WLDMT-DISHPAN CTR	\$947.13
00756213	STABILIZER TUBE	\$110.04	00758852	WLDMT-BLADE BAR	\$494.56
00756214	WLDMT, STABILIZER	\$128.54	00758854	WLDMT-DISHPAN WING	\$941.03
00756336	BEARING 30208	\$70.11	00758855	WLDMT-BLADE BAR	\$473.96
00756373	HEXB METRIC 16-P2.0 - 35MM PL5	\$5.83	00758863	ASSY-DISHPAN CTR	\$1,322.25
00756443	DUAL AXLE ARM ASSY 15 & 20 N/S	\$943.61	00758864	ASSY-DISHPAN RH	\$1,001.13
00756445	DUAL AXLE ARM WELD N/S SPINDLE	\$595.02	00758865	ASSY-DISHPAN LH	\$1,001.13
00756447	WING AXLE ARM WELD RH N/S	\$330.57	00758866	ASSY-BLADE BAR CTR	\$661.13
00756449	WING AXLE ARM WELD LH N/S	\$330.57	00758867	ASSY-BLADE BAR RH	\$576.41
00756531	PINION	\$730.42	00758868	ASSY, BLADE BAR LH	\$576.41
00756532	WHEEL PLATE	\$1,135.95	00758872	WLDMT-CTR. SEC.	\$6,963.10
00756535	HYDRO-15D 1000 PTO ASY CASAPPA	\$2,892.49	00758873	WLDMT, HY15 RH WING	\$4,166.04
00756559	TIRE, FOAM FILLED IMPLEMENT	\$417.33	00758900	RING, RETAINING-1-1/8 DIA SHAFT	\$1.61
00756580	DRIVELINE, INT, S80, W/SC, 1-3/4-	\$904.18	00758924	WLDMT BALL HITCH TONGUE	\$1,615.95
00756616	PIN, LINKAGE	\$31.05	00759053	SPACER, GEAR OMNI #	\$27.70
00756700	PIN-AXLE PIVOT WLDMT	\$52.17	00759276	NUT NYLOCK 5/8 NF PLB	\$0.91
00756771	HOSE #12-12FJX -12FJX - 32LG	\$209.10	00759335	HHCS 1/2 NC 2 LG PL8	\$1.12

SOME PARTS SHOWN MAY NOT BE AVAILABLE FOR SALE TO ALL DEALERS. SEE DEALER AGREEMENT FOR DETAILS.

**ALAMO INDUSTRIAL REPAIR & REPLACEMENT PARTS PRICE LIST - F.O.B. POINT OF SHIPMENT
EFFECTIVE 02-15-11**

PART #	DESCRIPTION	LIST PRICE	PART #	DESCRIPTION	LIST PRICE
00759862	SHIELD-DEBRIS DEFLECTOR REAR C	\$40.07	00765513	HEXB, M16-P2.0 x 250mm PL10.9	\$33.14
00760242	OUTER TUBE	\$200.72	00765665	RELIEF VALVE, 1500 PSI, CASAPPA	\$313.50
00760243	INNER TUBE	\$136.52	00766666	HHCS 3/4 NC 3 PL5	\$10.82
00760244	DRIVELINE, ASY, OUTER HALF	\$675.10	00767504	PISTON NUT, LOCK REG 2-12 UNF	\$91.25
00760245	DRIVELINE, ASY, INNER HALF	\$453.60	00768939	ASY, PUMP, HY15 W/B FLANGE	\$2, 722.54
00760248A	HALF INNER SHIELD	\$94.16	00768956	SPEED INCREASER, 1:4, 4B, 1-3/8-6	\$1, 534.34
00760249A	HALF OUTER SHIELD	\$62.38	00768990	WASHER 16M D16	\$6.86
00760250A	COMPLETE SHIELD	\$150.21	00768991	SPEED INCREASER, 540 W/OIL	\$1, 457.19
00760359	HHCS 1-8UNC 6-3/4 LG.GR 8	\$28.35	00768992	TUBE, STABILIZER	\$132.69
00760886	MANIFOLD BLOCK HYD. 15F	\$621.13	00769114	QT, ALAMO 90WT GEAR LUBE	\$21.27
00761200	HOSE #8 - 8FJX - 8FJX - 74LG	\$91.90	00769258	RETAINING RING.1.5 SHAFT	\$1.73
00761314	MANUAL OBS PARTS & OPERATORS	\$41.48	00769479	WDMT, SWITCH CUT-OFF LH	\$174.79
00761389	WLDMT CTR BLADE BAR HD AG15	\$666.82	00769480	WDMT, SWITCH CUT-OFF RH	\$217.93
00761390	WLDMT WING BLADE BAR HD AG15	\$619.05	00769512	KIT-MOTOR SHUT-OFF HY15 W/BOLT	\$5, 549.51
00761391	BLADE CARRIER, BAR, ASY HD	\$763.77	00769513	KIT-MOTOR SHUT-OFF HY10 W/BOLT	\$3, 747.72
00761393	BLADE CARRIER, BAR, ASY HD	\$781.33	00769704	MANUAL ARCHIVED AG20 S/N01300+	\$38.33
00761652	MANUAL ARCHIVED TK15IV	\$38.33	00770264	SPACER	\$9.23
00761699	O-RING 1-1/16 X 1-1/4 X 3/32	\$0.56	00770346	ADAPTER, HYD, STGHT	\$12.08
00762684	PUMP HYDRO 15F P33OC	\$2, 012.20	00770429	FILLER, BREATHER W/VALVE	\$86.25
00762685	MOTOR CTR SEC HYDRO 15F M350A	\$1, 763.34	00770523	SET OF 6 6X9 SECTIONAL RUBBER	\$695.03
00762686	MOTOR WINGS HYDRO 15F M365	\$1, 642.54	00770737	LEVEL PLUG M18 X 1.5	\$6.33
00762689	SPACER, SPEED INCREASER	\$29.61	00770745	NUT JAM TL 3/4 NC PLB LH THDS	\$8.66
00762692	MOTOR & SPINDLE ASSY CTR-SEC	\$4, 449.12	00770793	LOCKNUT TLM 1-3/4 12UN PLC	\$93.17
00763164	SHAFT, INPUT W/1-3/8-21 INT	\$416.38	00771651	WLDMT, CTR.SEC.AG15	\$9, 619.58
00763460	GASKET	\$8.63	00771653	WDMT, DECK, RH WING	\$3, 893.71
00763572B	ASY, SPINDLE	\$394.94	00771726	WLDMT, BLADE BAR CTR.SEC.	\$602.24
00763574	ASY, TONGUE-SWIVEL	\$2, 073.64	00771727	WLDMT, BLADE BAR WING	\$525.72
00763594	SPINDLE, MACHINED	\$298.11	00771793	ASY, CTR.SEC.BLADE BAR	\$801.42
00763595	SPINDLE, ASY	\$1, 212.82	00771794	ASY, RT WING BLADE BAR	\$803.88
00763756	LIP SEAL	\$60.11	00771795	ASY, LT WING BLADE BAR	\$828.19
00763762	SEAL KIT	\$352.00	00771796	WLDMT CTR BLADE BAR HD	\$757.00
00763765	SEAL KIT	\$263.88	00771797	WLDMT, WING HD BLADE BAR	\$518.40
00763766	LIP SEAL	\$40.32	00771798	ASY, CTR HD BLADE BAR	\$1, 081.16
00763767	RETAINER, SEAL	\$30.79	00771799	ASY, RW HD BLADE BAR	\$854.57
00763774	SET GEAR SHAFT	\$811.38	00771800	ASY, LW HD BLADE BAR	\$816.16
00763777	LIP SEAL	\$15.00	00771801	WLDMT, BLADE PAN C-S	\$940.33
00763778	BEARING, BALL	\$72.36	00771802	WLDMT, BLADE PAN WING	\$711.05
00763780	THRUST PLATE	\$148.10	00771809	ASY, CTR SEC BLADE PAN	\$1, 217.07
00763782	SHIELDS SET 35R PAINT BLACK	\$156.27	00771810	ASY, BLADE CARRIER, PAN, RH W	\$961.98
00763828	HOUSING SEC	\$402.57	00771811	ASY, BLADE CARRIER, PAN, LH W	\$961.98
00763874	TIRE & WHEEL, RECAPPED PLANE	\$459.37	00773202	KIT PUMP REPLACEMENT	\$3, 175.20
00763977	DECAL, IMPORTANT-NOTICE OWNR	\$12.36	00773589	BUCK PLATE CTR SEC	\$126.21
00764102	O-RING	\$0.34	00773635	KIT-MOTOR SHUT-OFF HY-10 LW	\$3, 589.48
00764637	PUMP, HYD. 15F B FLANGE	\$2, 001.51	00773723	DECAL PELIGRO DRIVELINE SAFETY	\$4.89
00764638	HOUSING, SECTION	\$313.49	00774041	WLDMT SWITCH MOUNT LH	\$184.83
00764656	BEARING- 1-3/4OD X 1-1/2ID X	\$30.62	00774042	WLDMT SWITCH MOUNT RH	\$184.83
00764721	TIRE, RECAP AIRPLANE-AIR FILLED	\$353.87	00774537	ADAPTER, HYD, ELBOW	\$11.80
00765373	RESTRICTER .06 6FPX-6MP	\$10.69	00774538	BREATHER PLUG 6MB	\$18.63
00765396	GASKET FOR HY15 TANK COVER	\$41.86	00774728	CLEVIS CAP 3.50-3/4 ORB 1.00	\$99.36
00765418	HALF SHAFT OUTER, 00752793A	\$830.38	00774874	WLDMT GAUGE WHEEL BRKT	\$536.71
00765419	HALF SHAFT INNER, 00752793A	\$785.67	00774965	WLDMT CTR AXLE AG15IV	\$999.30
00765421	SHIELD, COMPLETE OUTER	\$159.14	00774981	WLDMT BUSHING 3-15/16 LG	\$71.51
00765422	SHIELD, COMPLETE INNER	\$129.34	00775062	SHIELD BAFFLE CTR REAR 1/4	\$86.47
00765423	SHIELD, COMPLETE, 00752793A	\$243.50	00775067	SHIELD BAFFLE CTR REAR LH 1/4	\$81.20
00765444	QT, ALAMO 000 GEAR LUBE	\$17.01	00775068	WLDMT SHIELD CTR BAFFLE LH 1/4	\$802.73
00765452	KIT, MT, SPEED INCR, JD	\$311.91	00775069	WLDMT SHIELD CTR BAFFLE RH 1/4	\$767.21

SOME PARTS SHOWN MAY NOT BE AVAILABLE FOR SALE TO ALL DEALERS. SEE DEALER AGREEMENT FOR DETAILS.

**ALAMO INDUSTRIAL REPAIR & REPLACEMENT PARTS PRICE LIST - F.O.B. POINT OF SHIPMENT
EFFECTIVE 02-15-11**

PART #	DESCRIPTION	LIST PRICE	PART #	DESCRIPTION	LIST PRICE
00775403	DRIVELINE SERIES 1340 1-3/8-6	\$603.05	0114100	PIN	\$21.55
00775404	DRIVELINE SERIES 1340 1-3/8-	\$689.18	0114200	PIN, 2 X 7/8DIA CASE HARDENED	\$11.61
00775405	D/L TRACTOR HALF 1-3/8-6 SPL	\$436.03	0114600	PIN-HAIR	\$1.08
00775409	TUBE & SLEEVE	\$106.79	0114800	HOSE #4-4MP - 4MP 36 LG	\$28.25
00775410	OUTER SHIELD HALF	\$97.50	0115200	SHAFT	\$133.70
00775411	INNER SHIELD HALF	\$106.07	0116000	SHSS 3/8 NC 1/2	\$0.59
00775554	SHIELD C/G SIDE RH	\$36.06	01162800	SLIDE TERMINAL -250MALE INS.	\$1.75
00775559	WLDMT DECK DB150	\$3, 858.19	011630A	FLAT HEAD MECH SCREW	\$0.29
00775567	SET, MATCHED BLADE-DB150	\$68.25	011630B	NUT #12-24 SQUARE PL	\$0.20
00775776	ASY, FRONT CHAIN GUARD	\$143.59	01164200	TERMINAL, BULLET 12-10 GA.	\$1.04
00775777	ASSY COMPLETE C/G	\$330.75	0117100	MAGNETIC DRAIN PLUG	\$7.04
00775778	ASY, DEFLECTOR COMPLETE DB150	\$257.20	0118600M	MOTOR, HYD, 3/4 GEARS	\$1, 824.22
00775779	ASSY DOUBLE C/G COMPLETE	\$893.87	0119000	SPRING SUPPORT	\$1, 099.01
00775781	ASY, DBL C/G DB150	\$290.54	0121800	TRANSPORT PIN	\$37.21
00775782	SHIELD C/G SIDE LH	\$36.06	0122700	SMOOTH SECTION 3 HVY	\$1.55
00775786	ASY SIDE MOUNTED GAUGE WHEEL	\$757.53	0123800	OUTER SHOE SOLE	\$32.89
00775942	WDMT, CONNECT LINK	\$171.45	0126900	SHAFT KEY	\$2.68
00775952	BAR, FLAT DECK LINK	\$62.29	0129000	CARB 7/16NC 1-3/4 PL5	\$1.94
00775954	WDMT, LIFT LINK	\$235.88	0133800	PLATE, WEAR	\$92.99
00775956	BAR, FLAT TRANSPORT	\$47.69	0141003	NUT, CLEVELOK 3/8UNF PL.	\$1.33
00775992	BUSHING TAILWHEEL	\$151.12	0141004	7/16 UNF STANDARD	\$1.36
00776090	ASSY HEAD EAK II	\$6, 602.93	0142000	LOCKWASHER, LIGHT SPLIT	\$3.66
00776092	HOSE #16-16FJX90 -16FJX -89LG	\$162.64	0144300	KNUCKLE BOLT	\$120.21
00776096	WDMT, BOOM EAKII	\$3, 249.49	0148600	KEY	\$0.99
00776099	ASSY GAUGE WHEEL AND BRKT	\$549.86	01500058	FITG HOSE END # 8HOSE-# 8FJX	\$5.37
00776201	WLDMT SIDE WHEEL BRKT	\$430.01	01500318	ADP HYD TEE 10FFX-10MF-10MF	\$66.91
00776206	FLAT WHEEL BRKT REAR MOUNT	\$56.07	0153900	BACKING STRIP 5	\$37.00
00776681	CARRIER ASSY BLADE BAR	\$787.56	0159900	BEARING & SLEEVE ASSY	\$54.35
00777546	SPACER	\$93.56	0161700	TOOL, SPRING TENSION, R.H.	\$337.07
00778616	SEAL, OIL 50 X 65 X 8	\$18.64	0166700	ORING	\$2.12
00900265	PAINT, TEXAS YELLOW	\$194.60	0167800	CSK HD RIVET #6 X 1 PER LB	\$12.31
00900913	CORDURA SLEEVING 2.54 ID BLACK	\$8.38	0169900	PUMP 7.5 GPM	\$504.63
0092800	O-RING	\$2.39	0180600	HOSE #8-8MP - 8MP 72 LG	\$56.51
0093500	HVY DUTY ROCK GUARD, INNER	\$16.61	0181200	REAR TRUNION-TRIUMPH	\$264.46
0093600	HVY DUTY ROCK GUARD, OUTER	\$18.55	0181400	HOSE #4-4MP - 4MP 22 LG	\$28.86
00999314	HHCS 7/16 NC X 1-1/4 PL5	\$0.73	0182700	MOTOR MOUNT	\$1, 253.80
00999316	NUT HEX 7/16 NC	\$0.88	0182800	PITMAN ASSEMBLY	\$306.18
00999640	OIL, HYDRAULIC	\$30.06	0185600	WRIST PIN	\$52.67
00999900	EDGING-WINDOW	\$6.36	0185800	ASSY, FLYWHEEL W/SET SCREWS	\$337.37
01.072.01	CIRCLIP - INT 4.1/16D	\$21.74	018700A	O-RING	\$1.15
01.080.04	BEARING-CARTRIDGE 1.1/2DIA	\$120.16	0187100	SECTION RIVET #5-1/2 X 5/8	\$12.81
01.086.06	FLAIL, UNIT - CHAIN/TWIN	\$12.03	0187300	BACKING STRIP 6	\$38.58
01.474.01	CUTTER FORGED	\$37.05	0187400	KNIFE HEAD	\$81.14
01.474.03	CUTTER, FORGED BRUSHBUSTER	\$29.04	0187500	KNIFE ASSY 5' SERRATED	\$160.68
0100203	SPRING WASHER 3/8BZP	\$0.23	0187600	KNIFE ASSY 6' SERRATED	\$199.22
0100206	WASHER, SPRING 5/8DIA.	\$0.26	0187700	KNIFE ASSY 7FT SERRATED	\$207.51
0100305	WASHER, SERRATED INT.1/2 DIA.	\$0.44	0188300	KNIFE HEAD CAP FRONT	\$36.29
0105500	COTTER PIN	\$0.52	0188600	MOTOR, HYD, 1" GEARS	\$1, 333.59
0105800	NIPPLE, PIPE 3/4 X 2	\$9.03	0188700	KNIFE CLIP	\$5.39
0112400	PIN-TRIUMPH STOP	\$23.79	0190400	PITMAN BEARING HOUSING CAST	\$10.89
011260D	STOP BLOCK	\$40.07	0190500	PITMAN BEARING CAP CASTING TO	\$18.85
0112700	CARRIAGE PIN	\$55.57	0190600	FELT WASHER	\$1.08
0112800	CUTTERBAR SUPPORT	\$1, 114.53	0190700	PITMAN BEARING RETAINER	\$3.40
0113000	KNUCKLE, RH (MACHINED)	\$357.21	0190800	PITMAN BEARING CONNECTOR	\$4.54
0113400	PIN ROLL 3/8 X2-1/2	\$1.67	0190900	SPACER	\$2.50
0113900	RELEASE PIN	\$156.60	0191000	PITMAN BEARING	\$46.28

SOME PARTS SHOWN MAY NOT BE AVAILABLE FOR SALE TO ALL DEALERS. SEE DEALER AGREEMENT FOR DETAILS.

**ALAMO INDUSTRIAL REPAIR & REPLACEMENT PARTS PRICE LIST - F.O.B. POINT OF SHIPMENT
EFFECTIVE 02-15-11**

PART #	DESCRIPTION	LIST PRICE	PART #	DESCRIPTION	LIST PRICE
0191100	PITMAN STRAP REAR	\$20.33	02026300	LINK, CHAIN 3/16	\$1.05
0191200	PITMAN STRAP FRONT	\$20.33	02026400	HOSE CLAMP M56	\$8.16
0191400	SPRING	\$1.94	02026900	BEARING, TRUNNION	\$51.03
0191500	PITMAN LATCH FORK ASY	\$112.27	02027400	HHCS 1/2 NC 2-1/4 PL5	\$1.28
0194300	DETENT BALL	\$1.54	02027700	PIN-TURN ARM 1-1/4 X 9-1/4	\$201.27
02.771.03	TENSION BUSH	\$21.36	02028000	BEARING	\$129.02
02.771.04	TENSION BUSH	\$19.04	02028400	WINCH CABLE REPAIR KIT ASY	\$89.30
02.771.05	TENSION BUSH	\$34.02	02028500	KING POST	\$347.13
02.771.12	TENSION BUSH	\$75.51	02031000	CASTER BUSHING	\$25.07
02.785.20	SEAL KIT (02785 A/R RAM)	\$103.29	02031600	WHEEL AND BUSHING ASEMBLY	\$247.47
02.785.30	RAM ASSY AUTO/RET 70BORE X 201	\$1,262.15	02031800	NUT HEX 3/8 NF PL	\$0.28
02.801.01	COLLAR 10.5ID X 26;15OD X 24	\$3.55	02032200	HIGH ALLOY, L/W 1" YZ KG	\$1.01
02.801.03	COLLAR 10.5ID X 30;15OD X 24	\$3.63	02032300	BUSHING 1-1/4 X1.01 X .44	\$56.76
02.807.01	SPACER 1 O.D.X16MM X 27MM	\$4.67	02032700	WASHER, KEYED	\$8.51
02.824.01	WASHER 50 O/DX13 I/DX5MM	\$30.81	02033900	PIN-SWIVEL CLEVIS 3/4 X 9	\$90.16
02.855.01	PIN 30 DIA X 155MM	\$68.25	02034100	SEAL	\$33.02
02.865.58	SEAL KIT 02.865.-- MOTORS	\$458.61	02034500	BEARING CONE HM80134	\$63.92
02.870.01	PIN 35 DIA X 248MM	\$117.42	02035400	HHCS 3/8 NF 3/4 PL5	\$0.68
02.880.02	INTERMEDIATE BEAM	\$945.00	02035800	WASHER, SPECIAL PLATED 3/8"	\$0.38
02.901.26	SEAL KIT (02.901 RAMS)	\$144.25	02036300	BUSHING 3/4 X .510 X3-3/4	\$10.15
02.901.38	SEAL KIT (02.901.36 RAM)	\$105.00	02036301	BUSHING 1 X .51 X3-3/4	\$81.75
02.902.08	SEAL KIT (02 902 D/A RAMS)	\$30.06	02037200	SLOPEMOWER SPINDLE WITH KEY	\$1,081.84
02.902.18	USE 48202.03	\$1,625.76	02037300	CAP, BLADE BAR	\$244.04
02.958.01	BEARING ASSY-FLANGED 1.1/2BORE	\$152.51	02037400	WLDMT, BLADE CARRIER, BAR	\$930.15
02.959.01	CUTTER FLAIL FORGED	\$12.14	02037500	SHCS 5/8 NC 1-1/2	\$2.89
02012500	TANK FLANGE 1/4	\$6.38	02037600	LOCKWASHER 5/8 HIGHCOLLAR	\$0.99
02012600	TANK FLANGE 3/4	\$6.99	02037700	BUSHING, BLADE BAR	\$44.64
02014200	HHCS 1/2 NC 6 PL5	\$3.14	02041100	WINCH MOTOR	\$1,028.18
02014500	MOUNTING TUBE - SLOPEMOWER	\$168.29	02041800	ADP HYD ELBOW 12MP-12MJ90	\$26.22
02014700	HHCS 5/8 NC 10-1/2 PL	\$24.05	02042101	SWING CYLINDER - S/M-B/A	\$924.36
02015900	TANK FLANGE 1	\$8.46	02042300	ADP HYD STGHT 10MB-8MJ	\$5.90
02016100	PIPE PLUG, 1" SQ. HD.	\$3.66	02042400	ADP HYD STGHT 8MJ-8MP	\$4.67
02020200	PIN-ROLLER-L.H. 1/2 X 7	\$67.06	02042500	ADAPTER, HYD, STGHT	\$7.10
02020300	HOSE ROLLER	\$26.34	02042600	ADP HYD ELBOW 16MJ -16MP 90	\$34.49
02020400	PIN-ROLLER 1/2 X 7	\$78.14	02042700	ADAPTER, HYD, STGHT	\$5.64
02020900	U-BOLT	\$3.08	02043600	ADP HYD ELBOW 16MB -16MJ 45	\$36.02
02021000	TURNING ARM ASSEMBLY	\$1,077.30	02043900	LOCKWASHER 1/2 HIGHCOLLAR	\$0.42
02021100	BEARING CONE 395	\$42.44	02044200	O-RING	\$1.81
02021200	BEARING CUP 110MM OD	\$31.17	02044300	O-RING	\$3.57
02021300	INNER RACE	\$82.30	02044400	O-RING 1-1/2 X 1-3/4 X 1/8	\$1.54
02021600	SNAP RING	\$12.70	02044900	HHCS 5/16NC 2-3/4 PL5	\$1.61
02022000	PIN-ROLLER 1/2 X 8	\$65.56	02045200	ADP HYD ELBOW 4MP-4MJ90	\$8.22
02022100	PIN-K.P. COLLAR 1 X 4-1/2	\$23.52	02046100	LIFT VALVE SEGMENT	\$530.44
02022200	LOCKWASHER 3/4 ALUM	\$3.05	02046700	VALVE END PLATE	\$161.60
02022400	SLIDE BEARING LONG BOOM	\$300.51	02047000	NIPPLE 24MP-24MP-10 LG	\$15.03
02022500	HHCS 3/4 NC 3/4	\$26.45	02047200	ADP HYD ELBOW 24MP-24FP90	\$21.92
02022700	BEARING	\$27.62	02047300	CLOSE NIPPLE 24MP-24MP	\$5.31
02022900	PIN-SLEEVE ROLLER 1 X 6-1/2	\$276.47	02047400	SUCTION LINE FILTER	\$92.43
02023000	SPRING	\$20.42	02047600	FILTER ELEMENT WITH GASKET	\$80.82
02023100	HHCS 5/16NC 1/2 PL5	\$0.86	02048500	O-RING	\$0.63
02023300S	SLIDE BEARING KIT	\$300.51	02048800	REDUCER 12MP-8FP	\$6.41
02023700	HOSE PROTECTOR	\$45.95	02049500	LOCKWASHER 3/8 HIGHCOLLAR	\$1.46
02023900	NUT 3/4 NC HEX PL JAM	\$0.74	02049600	VERTICAL HANDLE REPAIR KIT-CP4	\$58.92
02024300	TURNBUCKLE	\$34.58	02049700	SIGHT, GAUGE 16MP	\$24.04
02024900	FLATWASHER 5/16 WOODWASHER	\$0.99	02051200	WLDMT, DETENT CAP	\$318.54
02026200	HOSE CLAMP, 1-5/16 TO 2-1/4	\$3.02	02060100	SPRING	\$75.70

SOME PARTS SHOWN MAY NOT BE AVAILABLE FOR SALE TO ALL DEALERS. SEE DEALER AGREEMENT FOR DETAILS.

**ALAMO INDUSTRIAL REPAIR & REPLACEMENT PARTS PRICE LIST - F.O.B. POINT OF SHIPMENT
EFFECTIVE 02-15-11**

PART #	DESCRIPTION	LIST PRICE	PART #	DESCRIPTION	LIST PRICE
02060201	CHAIN 3/16 9 LINK	\$5.42	02288700	ROLLER LARGE - BOOM	\$101.09
02090800	ADP HYD ELBOW 12MB-12MJ90	\$30.01	02289100	PIN-ROLLER LARGE	\$381.42
02090900	ADP HYD ELBOW 16MB-16MJ90	\$36.72	02289300	PIN-ROLLER (SMALL)	\$246.06
0209300	CARRIAGE	\$2,025.69	02289400	ROLLER HOSE	\$30.06
0211123	3/8UNF X 1.1/2H.T.HEX HD	\$1.66	02289500	ROLLER SMALL ASSEMBLY	\$212.64
0211166	5/8UNF X 2 H.T.HEX HEAD BOLT	\$4.03	02289600	ROLLER LARGE ASSEMBLY	\$291.57
0211183	HEXB 3/8 UNF2-1/4 PL5	\$2.17	0229200	BUSHING, STEEL	\$6.47
0211245	HEXB 1/2 NF 3-00 PL8	\$2.57	0231800	DOUBLE LIP OIL SEAL	\$13.98
0212100	GUARD, RH MOTOR	\$782.77	0235700	RUBBER BUSHING	\$2.78
0215200	FLEX COUPLING	\$408.70	0236300	WELDMT STOP ROD ASM	\$8.59
02156700	REDUCER 24MP-16FP	\$31.47	0237200	SPRING ADJ STOP	\$60.11
02158800	HOSE #8 - 8FJX - 8FJX - 17LG	\$90.16	02388900	PUMP ASSY, 30 GPM, SPLINE-CCW	\$1,803.06
02161300	ADP HYD ELBOW 8MJ-10MB90	\$17.31	0241100	RETAINER	\$30.79
02161400	ADP HYD ELBOW 12MB-8MJ90	\$36.81	02411000	FITG HOSE BIB #24HOSE-#24MP	\$17.76
022040B	BRACKET	\$526.13	0243300	SHAFT SEAL	\$8.97
02208400	PIPE ELBOW 24FP-24FP 90°	\$13.98	0247100	STOP NUT	\$1.67
02209500	FILLER TUBE ASSEMBLY	\$160.88	02512800	SUCT/HOSE #24 - 84LG	\$152.22
02209600	FILLER CAP	\$52.88	02513000	HOSE #8 - 8FJX - 8FJX90-108LG	\$152.35
02215413	DITCHER HEAD ASSY A-BOOM	\$11,227.68	02589800	STREET ELBOW 24FP-20MP	\$33.46
02215500	HOSE #16-16FJX -16FJX90- 84LG	\$211.38	02601100	PIN-STOP	\$4.25
02215700	HOSE #4 - 4FJX - 4FJX -190LG	\$96.21	02605901	CASTER WHEEL	\$132.86
0221600	PIN CLEVIS 1 X3-1/4	\$12.11	02651700	O-RING	\$3.08
0221700	KNUCKLE PIN	\$308.55	02657900	SHCS 1/4 NC 1/2 PL2	\$1.30
02218000	HOSE #4 - 4FJX - 4FJX -214.5	\$103.83	02669600	KEY 1/4 SQ X 1 1/4 LG.	\$7.10
0221900	PLUG, HEX SKT 3/4 NPT	\$3.59	02677000	GREASE SEAL	\$13.21
0222100	FITTING HOSE BIB #16HOSE-12MP	\$9.08	02692400	FENDER MOUNT STRAP	\$22.51
02222000	CYLINDER, ASY, DIPPER	\$1,599.84	02698200	STUD BOLT	\$23.44
02222100	@DIPPER CYLINDER	\$1,217.78	0270100	MOTOR MNT SUPPORT W/SETSCREW	\$623.70
02222100A	DIPPER CYL 4BORE X 1.5ROD X	\$737.08	02702800	SHAFT, FORD 6600	\$182.39
02223900	WEAR PLATE	\$191.68	02702900	HUB	\$162.17
02224300	CORDURA SLEEVING - 106LG	\$228.80	02704600	CHAIN 3/16 11 LINK	\$10.39
0223500	FLEXIBLE COUPLING	\$712.80	02705100	ADP HYD ELBOW 20FL-16MJ45	\$60.11
02253600	CYLINDER REPAIR KIT	\$55.73	02705900	SPINDLE HOUSING ASSY	\$684.65
02270400	EXTENSION CYLINDER ASSY	\$487.62	02706800	BLADE BAR KIT	\$1,360.80
02270401A	EXTENSION CYLINDER 2X30X1.125	\$655.11	02707200	DETENT KIT GRESEN SM VALVE	\$327.16
02270700	ADAPTER, HYD, STGHT	\$23.79	02707400	BOOM-AXE SPINDLE ASSEMBLY	\$4,085.64
02273500	WLDMT, LINKAGE ARM	\$414.71	02707600	SEAL	\$29.49
02274000	WLDMT, HEAD PIVOT	\$703.66	02707700	BEARING CONE 3780	\$50.82
02275300	MOTOR BAR	\$104.87	02707800	NUT, 1.967-18 PITCH	\$12.64
02275700	ADP HYD TEE 16FP-16FP-16FP	\$35.78	02707900	LOCKWASHER	\$5.45
02275800	DOUBLE CLEVIS LINK	\$62.51	02708100	BEARING CUP 3.6718" OD	\$25.77
02276700	PIN-CYLINDER	\$90.16	02708500	MOTOR W/5/16 X 1 1/4 KEY TYRON	\$1,592.91
02276900	PIN-HEAD PIVOT	\$87.30	02708600	KIT, SPINDLE HSG, X-FRAME SQ HD.	\$3,660.27
02277200	CHAIN 7/16 WLD 5 LINK	\$23.66	02708700	SHCS 3/4 NC 2 PL8	\$8.97
02277800	CASTER ARM ASSY R.H.	\$487.14	0270900	MOTOR MOUNT LH	\$1,262.15
02278900	SEAL REPAIR KIT	\$31.71	02709100	TILT CYLINDER	\$462.69
02279300	GLAND	\$231.76	02710900	MOTOR W/ FITTINGS-SQ. HEAD	\$1,910.95
02279400	SEAL REPAIR KIT	\$31.21	02711800	HHCS 1/2 NF 4 PL8	\$3.92
02280901	VALVE 2 SPOOL/EXTEN-A-KUT	\$631.08	02712500	HHCS 1 NC 4 PL8 SPECIAL	\$9.62
0228100	BACKUP RING	\$9.18	02713700	SKID SHOE, L.H.& R.H.-SQ. HEAD	\$68.98
02281000	VALVE KIT	\$807.18	02716500	NUT TOPLOCK 1/2-20 PL GRC	\$1.05
02282700	O-RING	\$3.26	02718900	HHCS 7/16 NC 1-3/4 PL5	\$0.92
02286600	SPRING MAIN RELIEF, 2500 PSI	\$22.82	02720000	TYRONE SEAL KIT	\$121.73
0228700	FLANGE-TRIUMPH	\$404.61	02721000	FLANGE	\$447.65
02287000	MANIFOLD PRESSURE RELIEF	\$407.12	02721600	SEAL BACK UP SPACER	\$3.27
02288400	SLEEVE BOOM WLDMT 28AB	\$2,934.00	02721800	SNAP RING	\$3.92

SOME PARTS SHOWN MAY NOT BE AVAILABLE FOR SALE TO ALL DEALERS. SEE DEALER AGREEMENT FOR DETAILS.

**ALAMO INDUSTRIAL REPAIR & REPLACEMENT PARTS PRICE LIST - F.O.B. POINT OF SHIPMENT
EFFECTIVE 02-15-11**

PART #	DESCRIPTION	LIST PRICE	PART #	DESCRIPTION	LIST PRICE
02722000	FLAP, LH RUBBER BLADE GUARD	\$69.29	02782000	SHCS 3/4 NC 3-3/4 PL8	\$8.53
02724200	WINCH CABLE REPAIR KIT ASSY	\$67.68	02782100	HHCS 1 NC 2-3/4 PL8 SPECIAL	\$9.37
02724500	KEY KIT	\$7.19	02782200	HHCS 1 NC 2 PL8 SPECIAL	\$5.33
02725900	SUPPORT PLATE	\$52.50	02782300	BLADE CARRIER, ASY, BAR W/BLAD	\$1,326.78
02726400	SPACER PLATE	\$25.82	02782900	BOLT, BLADE - BOOM AXE	\$15.31
02726700	STRAP - AXLE MOUNT	\$90.97	02785200	OIL FILTER ELEMENT	\$55.57
02728200	RELIEF CARTRIDGE-875 PSI	\$117.24	02785300	SEAL KIT-RELIEF VALVE-02756600	\$12.81
02732500	HHCS 3/4 NC 10 PL8	\$14.68	02787200	PUCK-DISC, LARGE KELSEY-HAYS	\$15.96
02733500	CHAIN 3/16 22 LINK	\$9.87	02787300	PUCK-DISC, SMALL KELSEY-HAYS	\$10.89
02733600	BEARING	\$23.60	02787600	WLDMT, WINCH DRUM	\$644.21
02733700	HHCS 5/16NC 4-1/2 PL5	\$1.75	02787800	BOLT, ALUM	\$1.61
02734900	HOSE #4 - 4FJX - 4FJX -428LG	\$189.93	02787900	SHIM - DISC BRAKE	\$2.17
02735300	4 SPOOL VALVE	\$2,196.50	02798100	STABILIZER BAR	\$108.19
02735700	SMALL BOOM ROLLER ASSY *	\$244.68	02799000	BRACKET, PIVOT VM TRAIL WHEEL	\$41.22
02737600	CAGE TUBE END CAP	\$14.66	02799800	SEAL KIT	\$69.87
02740500	PLUG #4MJ STEEL	\$2.68	02810900	HYD CYL 3.5 BORE X 6.18 STROKE	\$514.81
02742400	ADP HYD ELBOW 12MJ-12MJ90 BKHD	\$37.00	02811000A	HYD CYL 2 BORE X 4.56 STROKE	\$396.50
02742500	ADP HYD ELBOW 16MJ-16MJ90 BKHD	\$48.72	02811101	HYD.CYL.ASSY	\$936.99
02742800	HOSE #16-16FJX -16FJX - 38LG	\$148.19	02811300	CHECK VALVE GRESEN LT-50-4BR	\$37.17
02745900	PIN-LARGE ROLLER	\$345.93	02813600	RUBBER FLAP - SIDES	\$42.08
02746300	BOTTOM ROLLER ASSY	\$319.37	02813800	RUBBER FLAP - CENTER	\$38.51
02746400	TOP ROLLER ASSY	\$531.57	02815000	AXLE	\$549.89
02746600	BALL BEARING	\$83.77	02815400	BUSHING HEAD PIVOT PLATE	\$15.15
02749500	LONG BOOM SLEEVE ASSEMBLY	\$4,546.78	02816500	WHEEL ASSY W/AXLE OFFSET HEAD	\$777.63
02749600	SHORT BOOM SLEEVE ASSY	\$4,555.73	02817200	DUST CAP WHL HUB 1.94 OD	\$4.03 [®]
02750100	SPOOL POSITIONER KIT 3-POS	\$48.39	02818400	RUBBER FLAP, FRONT	\$124.74
02751300	HOSE #16-16FJX -16FJX - 68LG	\$189.20	02820000	TUBE CAP - 4X4X45 DEG. CUT	\$9.62
02754100	ADP HYD ELBOW 20FL-16MJ90	\$78.14	02821400	VALVE MOUNT STRAP	\$87.85
02757800	ADAPTER, HYD, STGHT	\$7.05	02822100	ADP HYD ELBOW 4MJ-8MP90	\$11.36
02758400	HHCS 3/4 NC 9 PL8	\$16.22	02822300	ADP HYD STGHT 8MB-4MJ	\$9.18
02758500	BLADE CARRIER, ASY, BAR	\$1,107.66	02822500	FLATWASHER 1 PL STD	\$1.41
02761100	ADP HYD ELBOW 8MJ-8FJX90	\$12.89	02822600	MOTOR + FITTINGS- OFFSET MOWER	\$1,670.24
02761500	BLADE - B/A, MATCHED SET	\$70.31	02822700	ADP HYD ELBOW 16MB-12MJ90	\$40.64
02763300	SLEEVE INPUT - 1-3/8-6 SPLINE	\$916.69	02823100	ADAPTER, HYD, ELBOW	\$7.19
02765400	WOODRUFF KEY 1/4 X 1 LG HARD	\$2.68	02823200	ADP HYD STGHT 4MJ - 4MP	\$4.81
02769200	HHCS 3/4 NC 11-1/2 PL8	\$104.00	02823600	HOSE #4 - 4FJX - 4FJX - 28LG	\$35.96
02772400	SHACKLE	\$9.55	02824700	BAR, BLADE - EAK	\$376.81
02773500	SLIDE BEARING WELD-LONG BOOM	\$288.49	02825900	ADP HYD ELBOW 8MP-8MJ90	\$16.55
02773600	SLIDE, BRG, SHORT BOOM	\$186.32	02827700	FLANGE KIT 24FL-24FP	\$72.43
02774400	HHCS 1/2 NF 4 PL	\$2.89	0283300	SNAP RING	\$3.40
02774500	WASHER SPACER	\$13.28	02834400	LUG, ANCHOR	\$18.39
02774600	CUTTER VALVE-LESS HANDLE ASSY	\$1,298.34	02837800	HOSE #8 - 8FJX - 8FJX - 60LG	\$68.34
02774900	COUPLING CHAIN	\$77.12	02839000	HOSE #4 - 4FJX - 4FJX - 64LG	\$49.17
02775000	NEUTRAL SWITCH	\$62.75	02840000	SEAL KIT- - HYD CYL 02810900	\$78.14
02775500	PLASTIC TIE 21 LG.	\$1.81	02840600	SEAL KIT-- HYD CYL 02811000	\$37.75
02775700	HHCS 5/16NF 1 PL	\$0.48	02841200	SEAL KIT	\$39.15
02776000	BEARING CONE AND CUP	\$110.82	02841600	PISTON	\$99.78
02776300	WLDMT, HEAD MOUNT	\$1,262.15	02842700	SUCT/HOSE #24- -114LG	\$221.31
02778200	BEARING CUP AND CONE	\$64.79	02845700	HHCS 5/8 NC 4 PL5	\$3.22
02778400	O-RING	\$3.46	02853000	DRIVESHFT, 20.50 (7/8X7/8)	\$400.84
02781100	SPINDLE-NEW STYLE-BOOM-AXE	\$4,079.74	02864700	RETAINING RING	\$67.36
02781200	SPINDLE - SLOPEMOWER	\$1,081.84	02864800	SPACER	\$93.82
02781600	LEAF, BLADE BAR - TOP	\$129.39	02864900	BALL BEARING	\$237.35
02781700	LEAF, BLADE BAR - MIDDLE	\$203.31	02865000	SEAL RETAINER	\$176.96
02781800	LEAF, BLADE BAR - BOTTOM	\$603.75	02865100	O-RING	\$9.03
02781900	PIN-DOWEL	\$56.25	02865200	LIP SEAL	\$70.27

SOME PARTS SHOWN MAY NOT BE AVAILABLE FOR SALE TO ALL DEALERS. SEE DEALER AGREEMENT FOR DETAILS.

**ALAMO INDUSTRIAL REPAIR & REPLACEMENT PARTS PRICE LIST - F.O.B. POINT OF SHIPMENT
EFFECTIVE 02-15-11**

PART #	DESCRIPTION	LIST PRICE	PART #	DESCRIPTION	LIST PRICE
02865800	SHAFT SEAL	\$92.93	02889300	ADP HYD ELBOW 20MP-20FPX90	\$63.52
02866100	POCKET SEAL	\$11.93	02889700	ADP HYD ELBOW 20FP-20FPX 45°	\$106.98
02867000	ROD CLEVIS	\$589.31	02890600	HOSE #20-20MP -20MP - 53LG	\$243.93
02867100	SEAL KIT- AP 4030	\$28.20	02890700	HOSE #8 - 8FJX - 8FJX - 90LG	\$85.82
02870000	PUMP-FRONT MOUNT HYD	\$5, 034.29	02890900	HOSE #4 - 4FJX - 4FJX - 47LG	\$50.63
02870100	MOTOR-DITCH DIGGER HYD	\$5, 430.45	02891800	HHCS 1/2 NC 1-3/4 PL8	\$1.26
02870200	HYD CONTROL VALVE 3-SPOOL	\$728.49	02892100	HHCS 3/4 NC 1-3/4 PL5	\$2.57
02870300	HYD. CONTROL VALVE 2-SPOOL	\$695.86	02895500	SEAL RETAINER	\$78.14
02870900	NUT 1-3/4 12	\$37.43	02895700	O-RING	\$9.23
02871400	TUBING	\$163.71	02895900	KEY	\$13.10
02872300	ASY, SPINDLE	\$3, 815.81	02897300	VERSA OPERATOR & PARTS MAN	\$41.46
02872701	SPINDLE WITH CAPTIVE KEYWAY	\$1, 024.54	02897300P	MANUAL PARTS VERSA	\$41.46
02873200	SPACER	\$227.40	02897300S	MANUAL, SERVICE, VERSA	\$37.26
02873301	COUPLING HALF SPINDLE	\$136.70	02897900	SPEED INCR 1:4 SAE "B" FLNG	\$1, 570.92
02873500	COUPLING HALF - MOTOR	\$460.07	02898400	WLDMT, REVERSE BLADE HEAD	\$1, 104.72
02873800	CHAIN - COUPLING	\$88.46	02898501	DECK, ASY, REV ROT	\$1, 704.31
02873900	BLADE, HSG ASY	\$3, 442.66	02898600	DECK, ASY, REV ROT	\$3, 755.91
02874000	WLDMT, BLADE HSG	\$1, 931.96	02898801	WLDMT REVERSE BACK-UP PLATE	\$667.13
02874601	WLDMT, DITCH DIGGER DEFLECTOR	\$322.09	02900500	WLDMT, MAIN FRAME	\$7, 722.23
02875001	PIN-HINGE DEFLECTOR	\$128.37	02902800	GUSSET, ODD A-BOOM	\$45.26
02875101	WLDMT, BACK-UP PLATE (STD DITC	\$699.97	02904400	CYLINDER LUG LIFT CYLINDER	\$102.18
02875301	BLADE, HEAD ASY. ROUGH CUT	\$1, 579.83	02905000	HOSE #4 - 4FJX - 4FJX - 80LG	\$55.18
02875400	WLDMT, BLADE HEAD	\$923.66	02905100	HOSE #4 - 4FJX- 4FJX -114LG	\$73.56
02875900	WEAR PLATE	\$11.29	02905200	HOSE #4 - 4FJX - 4FJX -184LG	\$82.11
02876000	ANGLE, BLADE MTG	\$132.04	02905300	HOSE #4 - 4FJX - 4FJX -200LG	\$93.18
02876100	BLADE DITCHER	\$60.27	02905800	HOSE #12-12FJX -12FJX90- 48LG	\$124.32
02877300	PIN-HINGE	\$264.46	02906000	HOSE #16-16FJX-16FJX90- 61LG	\$214.08
02877400	PIVOT PLATE	\$93.76	02906100	HOSE #8 - 8FJX - 8FJX90- 32LG	\$61.28
02877500	MOUNT - CYL LIVE END AND LINK	\$28.86	02906300	CORDURA SLEEVING - 48 LG	\$35.44
02877700	PIN-HUB RETAINING	\$48.78	02906500	DIPPER CYLINDER ASSEMBLY	\$909.41
02878600	LEFT MOUNTING PLATE	\$122.88	02907200	PIN-KING WLDMT	\$1, 837.08
02878700	RIGHT MOUNTING PLATE	\$185.25	02907500	TILT CYLINDER	\$665.41
02879100	MOUNT-STABILIZER BAR	\$85.87	02908500	VALVE ASSEMBLY	\$1, 649.66
02879500	ASY, MOTOR GEAR, VERSA DITCHER	\$3, 192.32	02908600	VALVE DIR CTRL 4-SPOOL	\$1, 718.99
02879600	WLDMT, LINKAGE	\$488.44	02909500	NUT, 2.360-18 PITCH	\$17.70
02880100	CABLE ASSEMBLY	\$58.34	02909600	LOCKWASHER, BEARING	\$7.95
02880200	SHACKLE W/SCREW PIN	\$39.64	02909900	TENSION BUSHINGS	\$61.59
02880400	SPACER - SMALL	\$30.19	02910500	NIPPLE 24MP-24MP-23LG	\$34.81
02880500	SPACER - LARGE	\$46.87	02910600	SEAL, OIL	\$53.52
02880600	SHIM	\$6.02	02911900	BOOM REST HOOK	\$38.60
02880700	PIN-EXTENSION ARM	\$64.22	02912000	BEARING SUPPORT COLLAR	\$309.44
02880800	PIN-CYL DEAD END	\$36.29	02915300	SLOPEMOWER SHIPPING PALLET	\$184.02
02881000	HHCS 3/4 NC 3-1/2 PL5	\$4.43	02918400	VALVE HANDLE FROM 02908600	\$48.85
02881500	VALVE MOUNTING PLATE	\$35.64	02919100	PIN-MAIN WLDMT	\$174.90
02881800	VALVE ASSEMBLY - 3 SPOOL	\$1, 211.18	02919200	HOSE #16-16FJX -16FJX90- 94LG	\$201.92
02883700	SPINDLE HSG W/BRG CUP & ZERK	\$1, 059.78	02919400	ADP HYD BKHD 16MJ-16MJ45	\$69.87
02884100	WLDMT, MOWER	\$5, 018.26	02919600	CAP-NUT #4FJ	\$2.17
02885600	SKID SHOE	\$49.90	02921700	NUT JAM HEX 1-1/8 NF PL	\$3.08
02885700	REAR FLAP 10 X 63 X 3/8 THK	\$104.74	02922600	PUMP FLANGE SAE "B" 2 & 4 BOLT	\$341.32
02885800	REAR CLAMP BAR	\$53.14	02922700	ADAPTER, SPLINED 1-3/4-13T	\$243.24
02885900	REAR FLAP MOUNT	\$122.20	02923500	VALVE ASSY	\$565.55
02886000	O-RING	\$2.12	02923600	VALVE ASSY	\$594.27
02886600	SHCS 3/4 NC 2-1/2 PL8	\$4.54	02923700	VALVE ASSY	\$402.28
02886900	CARB 1/2 NC 1-1/2 PL5	\$1.82	02923900	KING POST COLLAR	\$301.30
02887200	WLDMT, VERSA FRAME	\$2, 043.47	02924700	MANUAL-PARTS A BOOM	\$41.06
02888200	VALVE ASSEMBLY - 2 SPOOL	\$947.57	02924700P	MANUAL PARTS A-BOOM	\$41.46

SOME PARTS SHOWN MAY NOT BE AVAILABLE FOR SALE TO ALL DEALERS. SEE DEALER AGREEMENT FOR DETAILS.

**ALAMO INDUSTRIAL REPAIR & REPLACEMENT PARTS PRICE LIST - F.O.B. POINT OF SHIPMENT
EFFECTIVE 02-15-11**

PART #	DESCRIPTION	LIST PRICE	PART #	DESCRIPTION	LIST PRICE
02924700T	MANUAL TECHNICAL SVS A-BOOM	\$41.40	02956948	LOCKNUT 5/8 NC PLC	\$1.71
02925200	MOUNT SPACER	\$54.10	02956949	HHCS HANGER BOLT PER DWG	\$8.16
02926800	SEAL KIT - MOTOR 02870600	\$260.54	02956950	SUPPORT - PLATE	\$112.84
02926900	SEAL KIT - MOTOR 02870100	\$144.41	02956951	SUPPORT - FRONT MOUNT	\$120.21
02929500	RELIEF CARTRIDGE 1350 PSI	\$123.59	02956952	CAGE - AXLE MOUNT BRACKET	\$63.71
02929700	CYLINDER, HYD, TILT	\$434.33	02956960	WLDMT, BOOM INSERT V/B	\$4, 214.97
02930100	WDMT, PIN, DEAD END CYLINDER	\$40.21	02956972	HHCS 1 NC 9 GR8	\$19.29
02930200	PIN-LINKAGE	\$36.02	02956982	HHCS 5/8 NC 9-1/2 PL8	\$16.22
02938200	VERSA MOWER TAIL WHEEL	\$1, 207.43	02956984	HHCS M18-P1.5 X 30MM PL8.8	\$11.93
02939700	CHAIN GUARD MOUNT-VERSA -RR	\$209.79	02956992	HHCS 1/4 NC 4 PL5	\$0.82
02943100	AXLE MOUNT STRAP	\$66.11	02956999	RELIEF CARTRIDGE 1500 PSI	\$155.06
02948200	PLUG #16MJ STEEL	\$8.91	02957008	CUP AND CONE ASSEMBLY	\$99.23
02948400	BEARING SPACER B/A SPINDLE	\$66.72	02957039	HHCS 3/4 NC 10-1/2 PL8	\$18.09
02948500	BOOM-AXE SPINDLE - NEW STYLE	\$1, 984.50	02957040	HHCS 5/8 NC 10 PL5	\$17.91
02949100	ADP HYD ELBOW 12MB-16MJ90	\$35.26	02957041	ROLLER BEARING AND FLANGE	\$156.50
0295000	FLAT WASHER	\$0.48	02957042	HHCS 3/8 NC 1-3/4 PL8	\$0.91
02954200	BLADE CARRIER, ASY, BAR STRT	\$555.66	02957044	SEAL, OIL HEAVY DUTY TK-15	\$11.71
02956710	SKID SHOE	\$44.93	02957076	COUPLING SPROCKET 3/4 BORE	\$70.11
02956712	RUBBER FLAP 6 X 48-1/2	\$49.43	02957080	SHSS 1/4 NC 1/4	\$0.58
02956714	CLAMP BAR	\$63.34	02957088	CABLE - LONG BOOM	\$79.02
02956735	HHCS SPECIAL 5/8 NC 5 PL8	\$21.58	02957089	HEAVY, L/W, 1-1/8" YZ PLATED	\$1.61
02956741	WLDMT, ROLLER-REAR	\$827.64	02957090	THIMBLE 5/16	\$2.89
02956745	FLAIL HANGER - DYNAMIC BAL.	\$162.28	02957119	HEXB METRIC 16-P1.5-50MMPL10.9	\$8.49
02956748	WLDMT, SKID SHOE	\$184.83	02957133	BEARING RING	\$138.35
02956758	WLDMT, FRONT DECK PANEL	\$721.14	02957135	SPINDLE LARGE STYLE	\$998.03
02956765	HHCS 1/2 NC 4-1/2 PL8	\$8.34	02957137	MACH, CAST, HOUSING, SPINDLE	\$4, 396.41
02956767	MOTOR-USE KIT PN 02965001 FOR	\$1, 587.60	02957139	BEARING CUP 39520	\$39.61
02956768	PIN ROLL 5/32X1	\$0.13	02957140	SEAL	\$17.62
02956769	HHCS 1/2 NC 1 PL8	\$0.67	02957145	KIT, SPINDLE HSG W/CUPS & FIT	\$1, 018.19
02956792	PIN, HINGE	\$58.23	02957146	KIT, SPINDLE HSG ASSY & 3/4BLT	\$2, 014.65
02956818	BEARING SUPPORT COLLAR	\$40.26	02957157	HOUSING, BRNG, CTRSHFT, NONDR	\$371.95
02956821	KING PIN WELD & BUSHING	\$748.44	02957161	HOUSING, BRG, CTRSHFT, DRIVE	\$402.57
02956830	REAR TURNING ARM ASSY RM	\$635.04	02957166	HOUSING COVER	\$377.63
02956831	FRONT TURNING ARM ASSY	\$720.09	02957167	BEARING, SPHERICAL ROLLER	\$321.38
02956833	SPCL 3/4 NC 7	\$48.85	02957168	BEARING ADAPTER	\$58.51
02956836	GREASE SEAL	\$28.92	02957169	SEAL	\$41.48
02956837	GREASE SEAL	\$57.24	02957172	LOAD CHECK PLUG ASSEMBLY	\$36.86
02956838	LOCKWASHER, BEARING-3ID	\$10.65	02957173	SEAL	\$27.75
02956839	NUT BEARING 3ID	\$40.58	02957177	WASHER - SPECIAL	\$102.18
02956842	SUCT/HOSE #24- - 57LG	\$107.43	02957189	PLATE, ADJUSTING	\$87.56
02956851	ADP HYD ELBOW 16MJ -16FJX 90	\$31.92	02957191	MAIN RELIEF VALVE 2500 PSI	\$231.71
02956852	BULKHEAD SWIVEL 16MJ-16MJ90	\$161.21	02957194	WORK PORT - RELIEF VALVE	\$113.52
02956882	RING, BOTTOM BEARING SEAL	\$15.96	02957222	HOSE #16-16FJX -16FJX - 54LG	\$176.38
02956883	HOSE #16-16FJX -16FJX90- 48LG	\$180.93	02957223	WLDMT, SUCTION (30-1/2 LG)	\$119.61
02956885	VALVE, SHUT OFF 20FP-20FP BRASS	\$83.92	02957228	ADAPTER, HYD, ELBOW	\$40.79
02956891	HOSE #16-16FJX -16FJX -120LG	\$177.82	02957232	HOSE #16-16MJ -16MJ - 61LG	\$126.00
02956911	HOSE #4 - 4FJX - 4FJX -215.5	\$109.10	02957264	HHCS 7/16NF 1-3/4	\$1.10
02956918	CAP, HYD #16FJIC	\$8.22	02957276	HHCS M16-P2.0 X 45MM PL10.9	\$3.66
02956921	PIN-TURNING ARM	\$102.81	02957303	LEFT HAND SKID ANGLE	\$99.77
02956931	WLDMT, KING PIN FRAME	\$2, 180.12	02957304	RIGHT HAND SKID ANGLE	\$79.43
02956934	REPLACEMENT SEAL KIT	\$22.84	02957314	HITCH POST ASSEMBLY	\$1, 805.47
02956935	RETAINING RING	\$1.19	02957331	SKID SHOE, RH	\$64.64
02956941	RING, TOP BEARING SEAL	\$19.57	02957332	SKID SHOE, LH	\$64.64
02956943	FLAIL HANGER BUSHING	\$7.70	02957333	WLDMT, SWING BAR	\$491.93
02956946	FLAIL HANGER BALANCER	\$211.26	02957341	WLDMT, FRONT GUARD - 28 BOOM	\$899.64
02956947	HHCS 5/8 NC 6-1/2 PL8	\$5.33	02957342	LEAF, BLADE BAR	\$781.33

SOME PARTS SHOWN MAY NOT BE AVAILABLE FOR SALE TO ALL DEALERS. SEE DEALER AGREEMENT FOR DETAILS.

**ALAMO INDUSTRIAL REPAIR & REPLACEMENT PARTS PRICE LIST - F.O.B. POINT OF SHIPMENT
EFFECTIVE 02-15-11**

PART #	DESCRIPTION	LIST PRICE	PART #	DESCRIPTION	LIST PRICE
02957347	BUSHING 1-1/4 X1 X .56	\$29.22	02957691	ADP HYD STGHT 4MJ-8MP	\$8.22
02957348	SPACER - BEARING	\$44.00	02957695	HHCS 3/4 NC 8 PL8	\$14.68
02957349	SPACER HOUSING	\$392.22	02957734	SWIVEL HITCH POST WLDMT	\$447.37
02957350	FLAP GUARD	\$60.12	02957737	ARM, WLDMNT, OUTER	\$5,065.48
02957351	REINFORCEMENT, INSERT, LH	\$47.95	02957752	WLDMT, LOWER ARM	\$2,467.50
02957352	REINFORCEMENT, INSERT, RH	\$41.37	02957773	REAR CYLINDER MOUNT	\$39.67
02957357	BLADE CARRIER, ASY, BAR	\$963.90	02957774	WLDMT, KING PIN	\$1,013.96
02957363	WLDMT, HEAD RETAINER	\$111.62	02957795	WLDMT, LOWER ARM 15	\$2,440.47
02957364	HEAD RETAINER ASSEMBLY	\$132.23	02957860	MOTOR ASSY VERSA MOWER	\$2,273.11
02957371	X-FRAME SQUARE HEAD WLDMT	\$4,966.89	02957969	RUBBER GROMMET	\$2.50
02957373	PUMP FRONT MOUNT HYD	\$2,664.57	02957972	SNAP RING	\$2.62
02957380	SIDE GUARD	\$21.10	02957973	SEAL	\$15.20
02957390	WLDMT, FILLER CAP	\$63.13	02957976	BACK-UP RING	\$3.97
02957391	NIPPLE 32MP-PLAIN ONE END-6	\$13.83	02957977	O-RING	\$5.78
02957399	REAR ADJUSTMENT PLATE LEFT	\$165.88	02957978	O-RING	\$3.60
02957400	REAR ADJUSTMENT PLATE RIGHT	\$165.88	02957991	O-RING	\$2.04
02957402	LEFT ADJUSTMENT PLATE FRONT	\$165.88	02957993	FRONT DRIVE GEAR	\$491.09
02957407	WLDMT, BLADE BAR	\$721.23	02957995	GEAR PLATE	\$285.23
02957418	CAP - PLASTIC FEMALE 1	\$0.67	02958014	SHAFT SEAL KIT	\$41.48
02957419	FRONT MOUNT PUMP ASSEMBLY	\$2,824.80	02958015	SOFT GOODS SERVICE KIT	\$79.68
02957420	PUMP, 540 PTO	\$2,474.52	02958016	PIN-TURNING ARM	\$183.67
02957429	SEAL REPAIR KIT	\$92.36	02958017	SWING CYLINDER ASSEMBLY	\$807.78
02957436	WLDMT, SQUARE SM HEAD	\$4,825.21	02958035	HHCS 1/2 NC 6-1/2 PL5	\$3.85
02957437	SLOPEMOWER SPRING & CHAIN ASY	\$535.64	02958041	BLADES MATCHED SET S/M	\$102.06
02957450	MOUNT ANGLE	\$12.58	02958073	HITCH POST PLATE LH	\$133.86 [®]
02957460	HOSE #16-16FJX90-16FJX - 62.5	\$187.05	02958089	BUMPER, RUBBER VERSA MOWER	\$16.74
02957467	HOSE #4 - 4FJX - 4FJX -163LG	\$91.90	02958114	FCEB ELEV 3/8 NC 2-1/2 PL	\$2.39
02957468	HOSE #4 - 4FJX - 4FJX -172LG	\$78.14	02958131	FLANGE BEARING ASY 2 BORE	\$611.23
02957475	CORDURA SLEEVING - 69 LG	\$51.78	02958131A	FLANGE BEARING ASY 2 BORE	\$666.81
02957478	BLADE CARRIER, ASY, BAR	\$1,077.30	02958133	BUCK-PLATE, X-FRAME	\$119.16
02957485	HOSE #4-4FJX -4MJ-24LG	\$45.68	02958175A	HOUSING, FLANGE BEARING	\$144.53
02957490	CYLINDER MOUNT PLATE	\$175.66	02958198	KEY 1/2 X 1/2 X 1 7/8LG	\$7.80
02957492	CABLE LUG	\$73.80	02958203	WIRE HARNESS KIT, SOLENOID	\$72.69
02957496	REAR FLAP RETAINER	\$8.79	02958206	QUICK-SPLICE 18-14 TO 18-14GA	\$1.12
02957497	WLDMT, LINKAGE ARM	\$680.40	02958209	SWITCH MOUNT	\$39.67
02957501	BUSHING 1ID X 1-3/8OD X 1LG	\$14.10	02958212	LINE CONNECTOR 12-10 WIRE	\$2.39
02957510	HEXB, M16-P1.5 x 90mm PL10.9	\$22.82	02958216	VALVE MOUNT PLATE	\$81.58
02957535	PIN-LINKAGE	\$30.84	02958260	FLAP, RUBBER	\$130.69
02957536	PIN-LINKAGE	\$299.48	02958262	WLDMT, MOWER - 6	\$6,589.00
02957537	PLATE, BUMPER	\$46.12	02958285	SOLENOID ASSEMBLY W/O	\$142.92
02957540	RUBBER BUMPER KIT	\$16.40	02958286	O-RING .644 ID X .087W BUNA-N	\$6.86
02957542	HYDRAULIC MOTOR ASSEMBLY	\$1,394.82	02958287	O-RING	\$0.94
02957579	HOSE ROLLER	\$151.06	02958288	TEFLON BACKUP	\$12.26
02957580	HOSE ROLLER	\$52.36	02958292	SOLENOID COIL ASSEMBLY	\$191.90
02957593	WLDMT, CASTER FORK	\$270.46	02958294	SOLENOID ASSEMBLY	\$312.54
02957594	CASTER WHEEL ASSEMBLY	\$540.92	02958313	ADP HYD STGHT 16MB-16FJX	\$47.36
02957610	VALVE BANK 5 SPOOL	\$3,374.91	02958316	ADP HYD STGHT 16MB-12MJ	\$7.88
02957615	SOLENOID VALVE NORMALLY OPEN	\$618.63	02958331	WLDMT, VALVE MOUNT A-BOOM	\$192.33
02957617	O-RING	\$1.61	02958341	LIFT CYLINDER ASSEMBLY	\$1,183.14
02957622	ADP HYD STGHT 16MB-16MJ	\$10.78	02958345	BUSHING 1-1/2X1-1/4X4-13/16LG	\$35.51
02957625	SWITCH ELECTRIC PUSH-PULL	\$266.49	02958357	BUSHING CONNEX 1 X 3/4 X 1-3/4	\$13.01
02957626	CONTACT BLOCK	\$76.28	02958391	CRANKSHAFT PULLEY ADAPTER-I.H.	\$333.70
02957635	SPLINE COUPLER 13-SPLINES	\$52.12	02958398	WLDMT, SPROCKET	\$304.29
02957655M	ROTOR W/KNIVES (FLAIL AXE)	\$3,997.35	02958411	FRT PUMP MT PLATE-I.H. INDUS.	\$150.26
02957668	BEARING, CUP & CONE ASY	\$84.21	02958413	DIPPER CYLINDER ASSEMBLY	\$873.66
02957669	CUP & CONE ASSY	\$70.56	02958424	BUSHING 1 1/4 OD 1 ID X 4 LONG	\$25.01

SOME PARTS SHOWN MAY NOT BE AVAILABLE FOR SALE TO ALL DEALERS. SEE DEALER AGREEMENT FOR DETAILS.

**ALAMO INDUSTRIAL REPAIR & REPLACEMENT PARTS PRICE LIST - F.O.B. POINT OF SHIPMENT
EFFECTIVE 02-15-11**

PART #	DESCRIPTION	LIST PRICE	PART #	DESCRIPTION	LIST PRICE
02958425	WLDMT, OUTER ARM 15	\$3,070.27	02958929	PIN-DITCHER WLDMT	\$119.61
02958464	CABLE PUSH-PULL 48LG	\$86.58	02958938	PIN-MAIN WLDMT	\$99.17
02958469	CONNECTION KIT V-20 VALVE	\$48.09	02958945	SWIVEL-HITCH POST WELD 4-BAR	\$399.21
02958470	CONNECTION KIT SP VALVE	\$28.21	02958947	DRIVELINE 7/8 X 7/8 X 16.28	\$296.64
02958473	MOUNT BRACKET	\$19.62	02958987	CONNECTOR 1/2 CONDUIT	\$1.75
02958478	WLDMT, REMOTE CNTRL VALVE MT	\$77.40	02958992	DRIVELINE 7/8 X 7/8 X 17.43	\$557.87
02958479	WLDMT, REMOTE CNTRL VALVE MT	\$155.37	02959010	PAMPHLET SAFETY MOUNTING	\$2.89
02958488	PIN COTTER 1/16X 1/2	\$0.28	02959012	KEY 5/16 SQ X 1 1/2	\$6.28
02958540	KIT - BLADE, FLAIL AXE	\$544.32	02959013	KEY 5/16 SQ X 1 1/4	\$4.95
02958554	HITCH POST - SWIVEL	\$528.32	02959014	SHSS 3/8 NC 3/8	\$0.83
02958573	WLDMT, LIFT CYL PROTECTOR ASY.	\$499.92	02959017	KEY-SPINDLE DITCHER	\$36.01
02958575	BLADE CARRIER, ASY, BAR	\$991.69	02959024	PIN-CYL	\$76.44
02958577	BAR, BLADE	\$721.23	02959038	WLDMT, SPROCKET	\$219.78
02958591	PIN-MAIN WLDMT NEW STYLE	\$70.56	02959066	HOSE #4 - 4FJX - 4MJ -114LG	\$70.56
02958594	SPD INCR WILSON CO 3.43:1 540	\$1,149.78	02959067	HOSE #4 - 4FJX - 4MJ - 96LG	\$58.71
02958595	PUMP 4.874 CID CW ROTATION	\$1,251.56	02959070	PIN-CYL	\$81.17
02958597	HEXB METRIC 12-P1.75- 25MM 5	\$1.61	02959079	RUBBER FLAP-DITCHER HOUSING	\$40.26
02958623	TILT CYLINDER ROD GUARD	\$97.35	02959084	CYL ROD GUARD ASSEMBLY	\$161.03
02958631	DRIVELINE 7/8 X 7/8 X 22.87	\$391.50	02959086	RUBBER FLAP, 10 WIDE X 17LG.	\$30.44
02958644	HITCH POST ASY 4 BAR LINK	\$691.74	02959087	CLAMP-BAR FLAP, DEFLECTOR	\$67.60
02958647	HOSE #16-16FJX -16FJX - 48LG	\$140.05	02959089	WLDMT COVER HOUSING (STD)	\$198.34
02958663	SKID SHOE 6 FT VERSA HEAD	\$104.99	02959091	HHCS 3/4 NC 12 PL8	\$23.91
02958666	HITCH POST ASSEMBLY	\$1,218.24	02959092	TUBE-24LG.	\$90.16
02958667	SPACER 5/8	\$35.90	02959099	F/A HITCH POST ASSEMBLY	\$673.15
02958668	FSCS 5/8-18UNF 1 3/4 8	\$16.22	02959132	CLAMP, 3 1/2HD MUFFLER CLAMP	\$15.89 [®]
02958675	BLADE - ROUGH CUT, DITCHER	\$67.40	02959154	ADP HYD ELBOW 16MJ -16FJX 45	\$33.28
02958680	WLDMT, MOUNT BRKT-ROUGH CUT	\$159.17	02959173	HOSE #4 - 4FJX - 4MJ -117LG	\$109.15
02958681	WLDMT, MT. BRKT ROUGHT CUT	\$173.18	02959177	HOSE #4 - 4FJX - 4MJ -148LG	\$92.12
02958684	CARB 3/4 NC 2-1/2 PL5	\$5.78	02959178	HOSE #4 - 4FJX - 4MJ -129LG	\$80.19
02958685	KIT, SHIM - ROUGH CUT BLADES	\$69.87	02959180	BUSHING IID X 1-1/8 OD X 1"	\$10.78
02958689	LOWER ARTICULATING ARM	\$339.12	02959181	SPCR 2-1/2 X1 X .47	\$32.08
02958702	UPPER HINGE PLATE L/H	\$198.34	02959198	HOSE #4 - 4FJX - 4FJX -236LG	\$123.64
02958712	BSHG 2 X1-1/2 X6	\$64.64	02959199	HOSE #4 - 4FJX - 4FJX -115LG	\$79.09
02958713	BSHG 1-1/2 X .77 X1-9/16	\$19.93	02959200	HOSE #4 - 4FJX - 4FJX - 81LG	\$58.71
02958714	BSHG 2 X1.25 X1-1/2	\$33.91	02959225	BUSHING CONNEX 1-3/8X 1 X1-1/4	\$13.53
02958716C	LINKAGE ARM ASY W/ BSHGS	\$762.05	02959248	BEARING & RETAINER - S/M WH	\$34.43
02958716T	LINKAGE ARM ASY.W/ BSHGS	\$567.00	02959261	SPLINE ADAPTER ASSY SAE-B	\$352.77
02958717	LINKAGE ARM LH	\$144.82	02959268	BUSHG CONNEX 1-1/2X1-1/4X2-3/8	\$32.88
02958719	LINKAGE ARM ASSEMBLY	\$251.06	02959282	KEY 3/8 SQUARE X 1 3/16 LG	\$9.51
02958734	SPOOL POSITIONER KIT 4-POS DET	\$157.10	02959283	TUBE CLAMP, TWIN SERIES	\$9.94
02958757	HHCS 3/4 NC 7 PL8	\$12.20	02959302	HHCS 1/2 NC 9 PL5	\$3.97
02958782	ADP HYD STGHT 16MJ - 12MB	\$13.53	02959332	HHCS 3/4 NC 4 PL8	\$4.81
02958787	HEXB METRIC 16-P1.5 - 60MM 5	\$2.97	02959341	DRIVELINE 7/8 X 7/8 X 27.00	\$401.04
02958797	BSHG 2 X1.27 X1-3/4	\$48.08	02959342	PLATE, PUMP MOUNT	\$258.44
02958802	BUSHING, PIVOT	\$48.08	02959344	SHCS FLT CSK 3/4 NC 1-3/4 PL8	\$4.76
02958803	PIVOT PLATE - BOOM LH	\$463.65	02959345	SHCS FLT CSK 3/4 NC 2-1/4 PL8	\$6.08
02958805	ARM, WLDMNT, ARTICULATE &	\$3,084.64	02959372	HOSE #8 - 8FJX - 8FJX - 21LG	\$59.91
02958833	CRANKSHAFT PULLEY ASSY	\$964.35	02959384	KNOB - ELEC. SWITCH 02957625	\$28.56
02958858	ADP TUBE ELBOW 16MJ-16FJX 90DG	\$57.05	02959390	HHCS 3/4 NC 2-1/4 PL8	\$4.17
02958866	HOSE #20-20FJX -20FJX - 54LG	\$232.47	02959391	HHCS 3/4 NC 2-1/4 PL5	\$2.82
02958882	PLASTIC WEAR STRIP	\$12.05	02959401	SPACER, 1-1/4 BLADE BAR	\$199.98
02958886	HOSE #16-16FJX -16FJX90- 51LG	\$198.80	02959437	PIN-WLDMT	\$267.89
02958917	DITCHER BOOM ATTHMENT WLDMT	\$1,153.06	02959438	PIN-VERSA FLAIL MOUNT	\$100.93
02958920	ADP HYD ELBOW 20MP -20MJIC 90	\$54.43	02959439	MOTOR-PLATE	\$120.15
02958924	WLDMT 28 FT EXTENSION ARM	\$3,286.73	02959452	SPACER	\$50.49
02958927	LINKAGE ARM ASSEMBLY	\$541.48	02959453	SOLENOID CUTTER VALVE ASSY	\$1,681.50

SOME PARTS SHOWN MAY NOT BE AVAILABLE FOR SALE TO ALL DEALERS. SEE DEALER AGREEMENT FOR DETAILS.

**ALAMO INDUSTRIAL REPAIR & REPLACEMENT PARTS PRICE LIST - F.O.B. POINT OF SHIPMENT
EFFECTIVE 02-15-11**

PART #	DESCRIPTION	LIST PRICE	PART #	DESCRIPTION	LIST PRICE
02959459	RELIEF CARTRIDGE COMP.W/SEALS	\$338.00	02959925	BSHG, 1-1/4 OD x 1 ID x 1/2 LG	\$12.51
02959463	WLDMT, BELT COVER	\$165.69	02959930	BUMPER AND COVER BELT WLDMT	\$396.67
02959489	HHCS 5/8 NC 10 PL8	\$13.65	02959932	ROD, THREADED	\$74.87
02959492	HHCS 3/4 NC 10 PL8	\$12.44	02959935	CUTTERSHAFT ASSY-H/D GRASS	\$2,903.77
02959512	L/H TOP LINK MT.PLATE	\$52.50	02959952	WLDMT, FRONT GUARD	\$299.38
02959513	R/H TOP LINK MT.PLATE	\$78.14	02959954	PUMP SHAFT	\$277.33
02959583	TUBE CLAMP BASE, TWIN SERIES	\$7.44	02959955	HEAD GUARD ASSEMBLY	\$425.25
02959590	LIFT BOOM HYD TUBE	\$102.18	02959956	RUBBER FLAP, 5-5/8X 62-1/16LG	\$59.35
02959591	DIPPER BOOM HYD TUBE (LONG)	\$210.36	02959957	RUBBER FLAP, 7-5/8 X 18-11/16	\$24.62
02959603	PUMP ASSEMBLY M.M.FRAME	\$3,027.39	02959958	DEBRIS DEFLECTOR	\$36.29
02959608	CLAMP BAR (RM CAGE)	\$20.44	02959959	RUBBER FLAP, 4-1/8 X 48-13/16	\$36.29
02959610	ATTACHMENT BAR	\$72.13	02959975	WLDMT, PUMP MT.	\$841.43
02959611	MOUNT BRACKET	\$80.31	02959979	SPACER	\$83.93
02959629	WLDMT, MOWER - BREAKAWAY	\$5,930.30	02959980	CHAIN COUPLING SPROCKET	\$272.60
02959630	SKID SHOE	\$149.04	02959985	PUMP MOUNT COVER	\$127.63
02959631	RUBBER FLAP-REAR	\$93.16	02959989	LONG MOUNT BRACKET	\$118.49
02959644	GUSSET, ODD MINUTE MAN	\$102.18	02959990	TOP LONG MOUNT BRACKET	\$79.00
02959657	WLDMT, ADJUSTABLE RAIL	\$771.75	02959991	BUSHING	\$42.44
02959659	SPEED CHANGER MT.PLATE M.M.	\$59.22	02959992	COUPLING	\$763.30
02959661	HEXB, M12-P1.75 x 35mm PL8.8	\$1.75	02959993	BUSHING	\$26.22
02959675	LINK SPACER	\$49.56	02959995	O RING R1138R JOHN DEERE	\$2.89
02959677	HOSE #16-16FJX -16FJX - 40LG	\$162.80	02960002	WLDMT, SPROCKET, 7/8-13 SPLINE	\$296.22
02959746	SWING STOP	\$98.66	02960004	HOSE #8 - 8FJX - 8FJX90- 92LG	\$101.73
02959753	UPPER HINGE PLATE R/H	\$199.65	02960018	ADP HYD ELBOW 4MB-4MJ90	\$8.08
02959761	PIVOT PLATE - BOOM R/H	\$258.44	02960019	ADAPTER, HYD, ELBOW	\$11.23
02959770	HOSE SUPPORT RING	\$16.28	02960020	ADAPTER, HYD, STGHT	\$13.16
02959785	KIT GREASBLE SWING & LIFT PINS	\$651.49	02960037	PLATE, GLASS	\$84.15
02959793	WEATHER STRIPPING SELF-ADHESIV	\$42.24	02960047	WLDMT, TOGGLE BOLT	\$55.12
02959795	DRIVE GEAR	\$294.56	02960049	PIN-WLDMT - DIPPER CYL	\$89.97
02959802	PLUG	\$6.81	02960054	PLUG #4 MB W/T-VENT & O-RING	\$5.45
02959805	O-RING	\$7.63	02960057	SPROCKET, 3/4 ID, 18 TH, 1-7/8 TK	\$101.20
02959809	SHAFT SEAL KIT	\$130.24	02960254	NUT, ROD CLEVIS	\$3.95
02959828	LEVER ASSY , 90 DEG. CONTROL	\$48.65	02960255	BOLT, ALLEN HEAD	\$4.03
02959835	CUTTER SHAFT PULLEY	\$270.46	02960256	SEAL KIT 4 BORE X 1-3/4 ROD	\$79.35
02959839	WLDMT CUTTERSHAFT H/D GRASS	\$2,375.10	02960264	SPACER	\$54.10
02959853	VALVE - 1/4 IN NEEDLE VALVE	\$133.13	02960347	WLDMT, FRONT TOP PANEL	\$222.38
02959854	SEAL	\$22.05	02960349	WLDMT, FRONT BOTTOM PANEL	\$480.82
02959856	BEARING	\$22.75	02960369	WLDMT, COUNTERWEIGHT	\$4,994.75
02959858	NUT MET 8MM-P1.25	\$1.36	02960382	PLATE BASE-VALVE MOUNTING	\$23.44
02959860	BREATHER 3/8-19 BSPP	\$26.87	02960405	ADP HYD STGHT 16MB-20MJ	\$24.68
02959863	SHCS METRIC 8-P1.25- 75MM 5	\$6.46	02960406	ADP HYD ELBOW 20MJ-20MJ90 BKHD	\$73.27
02959872	RING, EXPANSION	\$5.96	02960407	ADP HYD ELBOW 20MJ -20FJX 90	\$64.74
02959874	OIL PLUG	\$14.87	02960408	ADP HYD 20MP - 20MJ 45°	\$49.23
02959875	SIGHT GAUGE	\$21.40	02960409	ADP TUBE ELBOW 20MJ-20FJX 90°	\$86.15
02959880	SPLINE ADAPTOR	\$155.36	02960411	ADP HYD ELBOW 20MJ-20FJX45	\$73.97
02959883	ADP HYD TEE 4FP-4FP-4FP	\$11.09	02960422	LOWER HINGE PLATE - RH SPECIAL	\$186.32
02959885	SPACER	\$123.45	02960423	LOWER HINGE PLATE - LH SPECIAL	\$174.30
02959889	BSHG, 1-1/4 OD x 1 ID x 1-15/16	\$19.01	02960452	SPRING GUARD-RETRACTABLE GRD	\$126.21
02959890	BSH CONX 1-1/4X1 X 5/8	\$8.59	02960458	PIN-CYLINDER-GREASABLE	\$99.80
02959891	BSHG CONX 1-1/4X1 X 7/8	\$10.01	02960506	CAP #20FJIC	\$19.93
02959892	BUSHING - SPRING TENSION	\$11.23	02960512	CUTTER SHAFT PULLEY-HD FLAIL	\$243.81
02959903	WLDMT MOTOR ADJUSTMENT PLT	\$280.62	02960517	DRIVELINE 7/8 X 7/8 X 24.81	\$283.04
02959906	WLDMT BELT COVER MOTOR HALF	\$222.38	02960521	HHCS 3/4 NC 2-3/4 PL8	\$3.80
02959916	HUB - MOTOR SHEAVE	\$425.01	02960528	PIN CLEVIS 1 X 7-5/8 W/2 HOLES	\$70.65
02959923	KEY 1/4 X 1/4 SQ X 1 3/4	\$8.53	02960530	HOSE CLAMP BAR	\$223.92
02959924	LOCKNUT 1/4 NC PLB	\$0.63	02960544	RELIEF BLOCK ASSY. EAK	\$595.62

SOME PARTS SHOWN MAY NOT BE AVAILABLE FOR SALE TO ALL DEALERS. SEE DEALER AGREEMENT FOR DETAILS.

**ALAMO INDUSTRIAL REPAIR & REPLACEMENT PARTS PRICE LIST - F.O.B. POINT OF SHIPMENT
EFFECTIVE 02-15-11**

PART #	DESCRIPTION	LIST PRICE	PART #	DESCRIPTION	LIST PRICE
02960545	WLDMT, BELT GUARD	\$390.67	02960919	SPINDLE HSG & SPINDLE ASSY, 3/	\$1, 803.06
02960550	BUMPER GUARD	\$170.28	02960920	MOTOR & SPINDLE HSG ASSY, 3/4	\$2, 399.94
02960553	SPINDLE KIT	\$1, 423.17	02960923	SPINDLE HSG W/CUPS & FIT-3/4	\$835.43
02960553B	ASSY, SPINDLE HOUSING-SPLINED	\$1, 349.46	02960945	DRIVESHAFT - 18.00 LG	\$410.34
02960553C	ASSY, SPLINED SPINDLE	\$1, 230.39	02960950	VALVE MOUNT PLATE-MODIFIED	\$89.80
02960557	SPINDLE CUP & CONE ASY	\$125.93	02960951	DOUBLE END STUD 1/2-13UNC	\$7.22
02960558	BEARING RING	\$175.89	02960953	RETURN TUBE TO FILTER	\$106.98
02960559	SEAL	\$31.76	02960982	TOP FOUR LINKAGE HYD TUBE 22	\$319.32
02960561	SPINDLE -SPLINED	\$646.38	02960983	TOP FOUR LINKAGE HYD TUBE 22	\$283.82
02960562C	HOUSING, SPINDLE	\$833.35	02960984	TYP FOUR LINKAGE HYD TUBE 20	\$197.67
02960565	VALVE, MOTOR CONTROL	\$946.89	02960985	TOP FOUR LINKAGE HYD TUBE 20	\$230.43
02960567	PIVOT ARM SPACER	\$52.64	02960986	LINE, RETURN, 90 DEG	\$230.94
02960569	WLDMT, MOTOR BRACKET	\$402.69	02960987	HYD TUBE A-BOOM 20 DIPPER SEC	\$161.03
02960573	CYLINDER ROD	\$358.40	02960988	HYD TUBE, A-BOOM 20 DIPPER SEC	\$184.91
02960575	HYD OIL, 5 GAL & DATA SHEET	\$133.46	02960991	HYD TUBE, A-BOOM 23DIPPER SEC.	\$224.00
02960578	FLAIL, CUTTER HSG	\$4, 309.20	02960992	HYD TUBE, A-BOOM 23DIPPER SEC.	\$219.78
02960579	PLATE, ADJUSTING	\$94.03	02961000	FILTER ASSY-RETURN, IN TANK	\$246.42
02960612	BAR, BLADE & STUMP JUMPER PAN	\$870.05	02961001	FILTER ELEMENT	\$65.78
02960615	CORDURA SLEEVING - 155LG	\$168.29	02961003	ADP HYD STGHT 20 MB - 20 FPX	\$39.69
02960649	BUSHING 2-1/4 X 1/2 X1.31	\$38.85	02961005	ADP HYD STGHT 20MB-16FPX	\$50.71
02960650	BUSHING 1-1/4X1X1-7/16 LG	\$12.44	02961006	ADP HYD STGHT 20MB-16MJ	\$28.61
02960663	SPD INCREASER (4:1), W/O SP ADP	\$1, 547.91	02961007	ADP HYD STGHT 20MB-16FB	\$47.36
02960664	WLD'MT W/DOOR & SHIELDING ASY	\$3, 572.10	02961008	ADP HYD STGHT 24MP-20FP	\$36.60
02960696	MOTOR W/1-1/4 SPLINED SHAFT	\$1, 550.04	02961028	ADP HYD ELBOW 24FL-20MJ90	\$96.49
02960697	BUSHING CONNEX 1-1/2X1-1/4X2	\$22.97	02961029	HYD MOTOR ASSY W/FITT -	\$1, 700.44
02960715	STOP - RETRACTABLE GUARD	\$26.45	02961036	HOSE #8 - 8FJX - 8FJX90- 72LG	\$88.19
02960716	PIVOT ARM - RETRACTABLE GUARD	\$104.79	02961038	GASKET-SPINDLE/MOTOR	\$2.41
02960717	STUD, SPRING ADJUSTMENT 3/8 DIA	\$10.89	02961046	WLDMT, HYD TANK W/FILTER	\$1, 813.41
02960776	X-FRAME SQ.HD. WLDMT-50	\$8, 979.58	02961054	HOSE #20-20FJX -20FJX90- 52LG	\$341.32
02960788	BUCK PLATE	\$162.64	02961057	HOSE #20-20FJX -20FJX - 50LG	\$308.39
02960800	WLDMT, CASTER ARM - RH	\$559.18	02961058	HOSE #20-20FJX90-20FJX - 43LG	\$347.86
02960801	WLDMT, CASTER ARM - LH	\$414.99	02961059	HOSE #20-20FJX90-20FJX - 52LG	\$436.59
02960804	HOSE #8 - 8FJX - 8FJX - 90LG	\$82.87	02961067	COVER, HYD TUBING, A-BOOM	\$123.64
02960807	ADP HYD STGHT 20MB -20MJ	\$24.81	02961070	TUBE HYD 17 FT A-BOOM (LOWER)	\$168.29
02960809	ADP HYD STGHT 20MP-20MJ	\$18.45	02961072	TUBE HYD 17 FT A-BOOM (UPPER)	\$169.21
02960816	RUBBER SEAL	\$3.53	02961074	HOSE #20-20FJX45-20FJX45- 69LG	\$468.80
02960829	BSHG 2-1/4 X1.51 X3-5/16	\$60.19	02961076	PIVOT PLATE-LARGE BOOM	\$136.35
02960837	PIN-MAIN WLDMT	\$96.02	02961081	BOOM, DIPPER WLDMNT	\$2, 608.20
02960838	LARGE BOOM WLDMT - 4-BAR	\$3, 543.75	02961082	LARGE BOOM WLDMT 4-BAR LINK	\$4, 096.34
02960841	BEARING 1-1/2X1-1/4X3-1/8 LG	\$23.21	02961084	BOOM, WLDMNT, DIPPER	\$3, 005.10
02960842	BUSHING 1-1/2X1-1/4X1-1/4 LG	\$12.81	02961085	CORDURA SLEEVING, 3.66 ID, 54 LG	\$79.98
02960869	SET, TUBE CLAMP 1-1/4 TWIN	\$11.93	02961088	HOSE #20-20FJX -20FJX -110LG	\$416.46
02960870	WELD BASE-1 1/4TWIN TUB CLAMP	\$6.81	02961090	VALVE,MOTOR CONTROL SOLENOID	\$1, 649.58
02960871	CLAMP-STEEL TUBING 1-1/4 STD	\$9.18	02961094	HOSE #20-20FJX -20FJX - 70LG	\$431.34
02960875	HUB ASSEMBLY M.F.383	\$595.35	02961096	HOSE #20-20FJX -20FJX - 56LG	\$370.40
02960876	DRIVESHAFT 7/8 X 7/8 X 18.456	\$301.45	02961098	ADP HYD ELBOW 20MB -20MJ 90	\$66.72
02960878	ADAPTOR, MACHINED PULLEY	\$549.93	02961099	HOSE #20-20FJX -20FJX -122LG	\$540.92
02960881	INSERT, BUSHING/GROMMET	\$42.25	02961103	ADP HYD STGHT 20MJ - 20MJ	\$73.97
02960882	RIGHT HAND SKID SHOE	\$64.98	02961104	HOSE #20-20FJX -20FJX - 63LG	\$388.86
02960883	LEFT HAND SKID SHOE	\$85.43	02961105	SHAFT, FRONT-JD2755 (14 TEETH)	\$510.87
02960885	RUBBER FLAP, 7-5/8X13-1/4LG	\$18.20	02961106	BUSHING 1.375 OD X 1.259 ID X	\$198.34
02960886	DEFLECTOR, RUBBER 10 WIDE X	\$96.02	02961107	COUPLING, SPLINE (14/14 SPLINE)	\$724.48
02960909	SPRING TENSION ADJ ARM WLDMT	\$120.21	02961112	WLDMNT, LIFT SECTION	\$4, 166.07
02960911	MOTOR W/FITTINGS SPLINED	\$1, 165.08	02961115	ADP, PIPE, 20FP-20FP, 90DEG	\$9.87
02960912	STIFFENER, BUCK PLATE	\$66.91	02961118	ADAPTER, HYD, ELBOW	\$104.60
02960916	HHCS 3/4 NC 5 PL8	\$5.45	02961129	DIPPER, WLDMNT SECTION	\$2, 303.70

SOME PARTS SHOWN MAY NOT BE AVAILABLE FOR SALE TO ALL DEALERS. SEE DEALER AGREEMENT FOR DETAILS.

**ALAMO INDUSTRIAL REPAIR & REPLACEMENT PARTS PRICE LIST - F.O.B. POINT OF SHIPMENT
EFFECTIVE 02-15-11**

PART #	DESCRIPTION	LIST PRICE	PART #	DESCRIPTION	LIST PRICE
02961130	TUBE HYD 17 FT DIPPER SECTION	\$153.09	02961474	PUMP-FRONT-SINGLE-37GPM	\$1,587.60
02961132	ASY, LIFT SECTION, 17 FT	\$3,000.39	02961475	HYD CYLINDER 3BORE X17-1/2	\$715.10
02961143	BOOM REST WLDMT FORD CAB	\$1,707.24	02961475B	HYD CYLINDER 3.00 X 17.50 X1.5	\$722.27
02961148	HOSE #20-20MP -20MP - 40LG	\$222.93	02961476B	HYD CYLINDER 3BORE X 12-5/8	\$515.50
02961169	L/H OUTSIDE PIVOT PLATE, 28II	\$120.15	02961478B	HYD CYLINDER 3BORE X30STROKE	\$723.10
02961194	TURNBUCKLE- 5/16 X 4-1/2 EYE	\$19.28	02961479	HYD CYLINDER 4 BORE X 30	\$1,070.82
02961261	RELIEF CART, 2500 PSI	\$118.64	02961479A	HYD CYLINDER 4BORE X 30	\$1,172.01
02961262	RELIEF CARTRIDGE SEAL KIT	\$14.68	02961480	USE 02961480A	\$390.67
02961263	SOLENOID COIL	\$118.14	02961480A	HYD CYLINDER 2BORE X 9-1/4	\$396.90
02961264	SOLENOID VALVE CART W/SEA	\$126.73	02961481A	HYD CYLINDER 3-1/2 BORE X 16	\$782.40
02961266	SOLENOID VALVE SEAL KIT	\$12.81	02961482A	HYD.CYLINDER	\$772.78
02961267	LOGIC VALVE	\$447.25	02961482B	HYD CYLINDER 3.5X16.00X 1.25	\$693.11
02961268	LOGIC VALVE SEAL KIT	\$42.08	02961483A	HYD CYL 3-1/2BORE X6-3/16ST	\$609.90
02961269	CHECK VALVE	\$387.58	02961484	HYD CYLINDER 3-1/2 BORE X 9	\$519.09
02961270	CHECK VALVE SEAL KIT	\$24.49	02961484A	HYD CYL 3-1/2 BORE X 9STROKE	\$476.28
02961271	PILOT PISTON	\$29.37	02961485C	HYD CYLINDER 2BORE X 1-1/8	\$1,747.58
02961274	SPINDLE HOUSING ASSY & MOTOR -	\$2,863.92	02961489	WLDMT, PIVOT-PLATE, PAINT	\$126.20
02961275	MOTOR W/ FITTINGS- SPLINE SHAF	\$1,402.86	02961520	HOSE #20-20FJX -20FJX45- 62LG	\$336.57
02961280	ADP HYD ELBOW 20FL-20MJ90	\$62.13	02961620	PIN-SAFETY CLIP 3 USABLE LGTH	\$7.05
02961281	ADAPTER, HYD, ELBOW	\$129.42	02961622	SEAL - QUAD	\$8.22
02961282	HOSE #20-20FJX -20FJX - 84LG	\$316.44	02961678	HYD MOTOR-CAST IRON, FLAIL HD	\$1,242.90
02961283	HOSE #20-20FJX -20FJX - 88LG	\$369.64	02961681	TUBING, HYD.RETURN FILTER	\$171.73
02961285	HYDRAULIC MOTOR ASSY -	\$1,270.98	02961697	HOSE #8 - 8FJX - 8FJX90-122LG	\$128.77
02961286	ADP HYD STGHT 20FJ-16MJ	\$27.05	02961707	TUBE, 4 X4 X5/16 X23 7/8	\$72.13
02961287	HOSE #20-20FJX -20FJX - 80LG	\$347.97	02961715	HOSE #16-16FJX -16FJX -139LG	\$395.27 [®]
02961288	HOSE #20-20FJX -20MP - 76LG	\$291.57	02961732	HYD MOTOR-CAST IRON, SPLINED	\$1,478.51
02961290	BOOM STOP	\$81.76	02961735	PUMP-FRNT-TANDM 5.10 / 1.28 CI	\$1,675.52
02961292	BOOM STOP KIT CAB UNITS	\$31.54	02961778	SWING CYLINDER ASSY-BOOMS	\$800.87
02961298	SHCS 3/4 NC 3 PL8	\$5.11	02961779	LIFT CYLINDER ASSY-20-28 A/B	\$1,101.70
02961299	BOOM REST KIT FORD CAB	\$1,556.70	02961780S	DIPPER CYLINDER ASY 20-23 A/B	\$942.56
02961301	HOSE #20-20FJX -20FJX - 86LG	\$326.36	02961780T	DIPPER CYLINDER ASY 20-23 A/B	\$874.79
02961302	HOSE #20-20FJX -20MP - 86LG	\$359.19	02961781	TILT CYLINDER ASSY-17-23A/B	\$669.85
02961306	CORDURA SLEEVING -69 INCHES	\$103.90	02961783	DIPPER CYLINDER ASSY-17 BOOM	\$928.47
02961310	CORDURA SLEEVING - 65 IN.	\$76.60	02961787	TILT CYL ASSY-28 BOOM	\$782.40
02961313	RESERVOIR WLDMT, W/FILTER MT	\$2,096.60	02961793	SQ HEAD 60 A/B	\$9,220.26
02961317	ADAPTER, HYD, ELBOW	\$62.37	02961798	SPINDLE HOUSING ASSY & MOTOR-	\$3,280.51
02961318	PLUG, CAP, PLASTIC, MALE, 1-1/4	\$0.82	02961805	SWING & LIFT CYLINDER ASSY	\$732.41
02961320	NIPPLE, PIPE, 1-1/4 NPT ONE END	\$15.71	02961808	TILT CYLINDER ASSY-BOOM AXE/SM	\$434.33
02961321	HOSE #4 - 4FJX - 4FJX - 32LG	\$52.17	02961812	WLDMT, ANGLE BRKT TO SP MNT	\$93.93
02961325	ADAPTER, HYD, STGHT RESTRICTOR	\$6.61	02961820A	ARM, ARTICULATE	\$11,075.64
02961327	HOSE #20-20FJX -20FJX90- 62LG	\$336.57	02961825	ADP HYD ELBOW 20MB -20MJ 45	\$67.06
02961337	WLDMT, RETRACTABLE GUARD	\$1,116.05	02961826	FRT PUMP ASY-TANDEM, 1-1/4 CAST	\$2,424.60
02961356	HOSE #20-20FJX -20MP -112LG	\$384.66	02961827	FRT PUMP ASY-SINGLE, 1-1/4 CAST	\$1,729.35
02961376	DRIVESHAFT 7/8 X 7/8 X 16.84	\$221.31	02961828A	ARM, ASY, ARTICULATE	\$14,557.54
02961380	WASHER, TWIN SEAL	\$0.55	02961831	DRIVESHAFT - JD2950-55	\$688.15
02961391	HINGE, CONTROL HANDLE, INNER	\$18.61	02961851	ADP HYD STGHT 8MJ-10FJ	\$9.75
02961393	BASE, VALVE CONTROL WLDMT	\$349.56	02961853	HOSE #8 - 8FJX - 8FJX90- 84LG	\$110.18
02961405	TERMINAL, CABLE, BALL JOINT-	\$21.92	02961912	WLDMT, CONTROL BOX STAND	\$282.49
02961406	CABLE CONNECTION KIT, V-20 VALV	\$162.04	02961913	MOUNTING FLANGE	\$583.64
02961407	CABLE, PUSH PULL	\$118.47	02961915	GEAR HOUSING	\$285.45
02961408	CABLE, PUSH PULL	\$99.99	02961916	GEAR SET	\$753.55
02961409	CABLE, PUSH PULL	\$112.62	02961925	KIT-SEAL-MAJOR REBUILD FOR	\$389.64
02961412	CHANNEL, STEP	\$7.34	02961926	MOUNTING FLANGE	\$457.45
02961416	ROD, HINGE	\$9.03	02961929	GEAR SET	\$844.95
02961452	O-RING	\$4.49	02961931	CHECK ASSEMBLY	\$18.60
02961453	GREASE FITTING 1/4-28 TAPER 45	\$2.50	02961932	RETAINER SEAL	\$96.72

SOME PARTS SHOWN MAY NOT BE AVAILABLE FOR SALE TO ALL DEALERS. SEE DEALER AGREEMENT FOR DETAILS.

**ALAMO INDUSTRIAL REPAIR & REPLACEMENT PARTS PRICE LIST - F.O.B. POINT OF SHIPMENT
EFFECTIVE 02-15-11**

PART #	DESCRIPTION	LIST PRICE	PART #	DESCRIPTION	LIST PRICE
02961939	KIT-SEAL-MAJOR REBUILD FOR	\$574.98	02962201	PIN-DOWEL	\$16.26
02961940	PLUG HEX SKT HD 4MB	\$4.37	02962202	KIT-SEAL-MAJOR REBUILD FOR	\$492.84
02961941	TUBE, VALVE STAND	\$72.13	02962206	GEAR SET	\$531.15
02961944	TUBE-VALVE ADJUSTABLE	\$42.08	02962207	KEY 1/4 X 1/4 X 1 1/2 LG	\$5.91
02961971	DLK.J.D.2755 W/2.4 CU.IN.PUMP	\$1,749.15	02962209	RETAINER SEAL	\$49.77
02961972	DLK.J.D.2955 W/2.4 CU.IN.PUMP	\$2,361.74	02962210	RING, RETAINING, INTERNAL	\$5.67
02962000	DLK. I.H. HYDRO 85 ROW CROP	\$779.66	02962211	KIT-SEAL-MAJOR REBUILD FOR	\$578.82
02962014	MOTOR & SPINDLE ASSY-VERSA 60	\$2,891.81	02962213	ADP HYD ELBOW 8MB - 8MJ 90°	\$12.11
02962020	MOTOR ASSY-VERSA FLAILS	\$1,566.45	02962214	ADP HYD ELBOW 8MB - 8MJ45	\$8.91
02962022	ADP HYD ELBOW 4MJ-4FJX90	\$9.18	02962215	MOTOR & SPINDLE HSG ASSY	\$3,278.47
02962023	HOSE #4 - 4FJX - 4FJX -218LG	\$95.18	02962222	BRKT, STOP EXTENSION HD FLAIL	\$28.40
02962024	PLATE, VALVE OPERATION A/B	\$4.81	02962230	S/M SQUARE HEAD ASSY.	\$11,740.26
02962028	VALVE SEC.LIFT GRESEN#B136-123	\$548.26	02962249	ADP HYD ELBOW 8MB-4MJ90	\$16.61
02962030	LOCKNUT-SPINDLE BEARING	\$66.11	02962260	SHIM-WORK PORT .040	\$2.82
02962097	PUMP ASSEMBLY	\$3,118.40	02962265	HHCS 5/16NC 2-1/2 PL8	\$1.08
02962106	CONNECTOR, PIGTAIL	\$12.63	02962272	SPDL HSG & MTR;50 & HS B/A	\$4,008.16
02962107	PLATE, VALVE OPERATION 28 A/B	\$7.89	02962286	RETAINER SEAL	\$28.96
02962129	COLLAR	\$149.80	02962287	KIT GEAR SET	\$795.29
02962130	SEAL KIT	\$92.17	02962291	RETAINER SEAL FOR 02961747	\$43.95
02962131	PISTON	\$589.98	02962297	LIFT CYL.ASSY-17A/B	\$910.13
02962133	ROD ASSY	\$343.44	02962298	VALVE ASSY-A/B	\$1,997.15
02962134	GLAND	\$176.38	02962300	VALVE SEC-SWING GRESEN#18134-2	\$683.11
02962135	SEAL KIT	\$85.95	02962301	VALVE SEC.DIPPER GRESEN#18134-	\$518.06
02962137	ROD ASSY	\$222.38	02962302	VALVE SEC-TILT GRESEN#8136-124	\$274.13
02962139	WLDMT HYD CYL ROD 25.50 X 1.25	\$573.79	02962307	WLDMT FRONT DBL CHAINGUARD	\$246.42
02962141	SEAL KIT	\$105.95	02962308	REAR-DBL.CHAINGUARD	\$136.50
02962142	ROD ASSY	\$306.52	02962309	ASY CG DUAL 5 FRONT V/M	\$442.26
02962144	ROD ASSY	\$252.72	02962310	ASY CG 5 DUAL REAR V/M	\$447.93
02962145	GLAND	\$86.28	02962363	LOCKNUT TLM 1/4 NF PLB	\$0.67
02962147	SEAL KIT	\$79.98	02962374	PIN 3/4 X 11-1/8	\$21.23
02962148	PISTON	\$374.22	02962379	TUBE-MOUNTING	\$11.61
02962150	ROD	\$697.18	02962387	COVER-CWT	\$399.42
02962151	GLAND	\$348.59	02962389	WLDMT-TANK	\$2,186.21
02962152	COLLAR	\$143.71	02962396	WLDMT-TANK COVER	\$137.28
02962153	SEAL KIT	\$89.86	02962403	RESTRICTOR ASSY-.062 DIA.	\$39.36
02962154	PISTON	\$73.27	02962404	HYD STGHT ADP 20MP - 20BT	\$54.73
02962157	GLAND	\$578.10	02962439	BUMPER-RUBBER	\$4.30
02962158	COLLAR	\$96.02	02962441	PUMP, FRT-TDM, 1-1/4FTG	\$1,803.06
02962159	SEAL KIT	\$81.53	02962469	BRACKET, HITCH ADJ LH	\$90.16
02962160	PISTON	\$79.73	02962473	SKID SHOE EAK/DB60	\$65.36
02962164	SEAL KIT	\$99.86	02962488	KIT-CG FRNT SNGL CURTAIN	\$516.88
02962165	BARREL ASSY	\$297.46	02962491	ASSY-BLADE BAR EAK/DB60	\$563.58
02962166	ROD	\$230.41	02962492	WLDMT-BLADE PAN EAK/DB60	\$666.40
02962169	SET SCREW	\$3.53	02962494	WLDMT-BLADE BAR EAK/DB60	\$302.73
02962170	NYLON INSERT	\$1.41	02962529	KIT, SEAL W/WASHER & O-RING	\$15.50
02962173	M.M. MK. UNIVERSAL (BUILD	\$847.67	02962538	KIT-SEAL-MINOR REBUILD FOR	\$221.79
02962178	OPEN CENTER VALVE ASSY	\$1,689.51	02962539	KIT, SEAL, MINOR REBUILD	\$105.38
02962181	ADP HYD STGHT 4MB-4MJ	\$2.57	02962540	KIT-SEAL-MINOR REBUILD FOR	\$277.24
02962187	GEAR SET	\$857.51	02962541	KIT-SEAL-MINOR REBUILD FOR	\$253.36
02962188	GEAR SET	\$835.43	02962548	KIT-SEAL-MINOR REBUILD FOR	\$61.35
02962189	STUD BOLT 5/8 NC10-5/8	\$41.58	02962550	KIT-SEAL-MAJOR REBUILD FOR	\$620.04
02962190	NUT 5/8 NC PLB	\$4.41	02962551	KIT-SEAL-MINOR REBUILD FOR	\$69.41
02962191	KIT, SEAL, MAJOR REBUILD	\$597.58	02962594	WLDMT-46 MOUNTING FRAME-A/B	\$4,866.23
02962192	MOUNTING FLANGE	\$777.66	02962596	CAP-DETENT 02908600 VALVE	\$62.56
02962199	RETAINER SEAL	\$74.03	02962603	COLLAR CYLINDER	\$187.11
02962200	SNAP RING	\$18.46	02962611	KIT-SPINDLE HSG PLUS HDWR	\$402.34

SOME PARTS SHOWN MAY NOT BE AVAILABLE FOR SALE TO ALL DEALERS. SEE DEALER AGREEMENT FOR DETAILS.

**ALAMO INDUSTRIAL REPAIR & REPLACEMENT PARTS PRICE LIST - F.O.B. POINT OF SHIPMENT
EFFECTIVE 02-15-11**

PART #	DESCRIPTION	LIST PRICE	PART #	DESCRIPTION	LIST PRICE
02962617	FILTER ASSY W/ SHORT EXT TUBE	\$303.68	02963409	BUSHING CONNEX 2X1-3/4X 1-3/8	\$23.79
02962620	KIT GEAR SET	\$782.46	02963432	HOSE #16-16FJX -16FJX - 33LG	\$110.71
02962621	HOUSING GEAR	\$329.43	02963433	HOSE #4 - 4FJX - 4FJX90- 84LG	\$84.42
02962625	HOUSING GEAR	\$148.46	02963454	ROD, HINGE	\$7.05
02962631	WLDMT-FRONT MNT BRKT 46 FRM	\$240.55	02963463	MOUNT CYL LIVE END LINK	\$138.24
02962634	BLADE-MATCHED SET-50B/A HD	\$96.39	02963464	CYLINDER MOUNT PLATE	\$282.49
02962636	BAR BLADE-TOP LEAF	\$462.79	02963465	HUB	\$78.14
02962637	BAR BLADE-BOTTOM LEAF	\$396.90	02963467	BUSHING, CONNEX 1-1/4 X 1 X 3/4	\$10.65
02962640	ADP HYD ELBOW 20MB - 16MJ 45	\$106.98	02963468	HOSE #8 - 8FJX - 8FJX90- 56LG	\$83.25
02962651A	CYLINDER, HYD 3"BORE X 27.25"	\$895.07	02963505	PIN LINKAGE(GREASABLE)	\$69.04
02962688	HHCS 1"-8UNC x 10 PL8	\$20.74	02963518	PUMP, HYD PISTON-2.01 CV.IN/REV	\$1, 820.25
02962691	HHCS 5/16NC 6-1/2 PL5	\$3.83	02963519	MOTOR, HYD PISTON-2.01 CUIN/REV	\$1, 569.65
02962721	BLADE CARRIER, ASY, BAR W/ST B	\$1, 094.31	02963520	ADP HYD STGHT 12MP - 12FJX	\$51.78
02962722	BLADES-SET OF 3(50B/A HEAD)	\$113.40	02963531	HHCS 3/4 NC 3-1/4 PL5	\$2.89
02962736	BSHG 1 X .760 X .75	\$6.86	02963546	TUBE- HYD. PRESS. INTERSTR	\$161.43
02962740	BRACKET, WELD 5/16-18UNC	\$3.40	02963547	TUBE- HYD. RETURN INTERSTR.	\$117.55
02962745	SWITCH-ON/OFF INCLUDES (1)	\$68.52	02963576	PLUG-#6MJ	\$3.40
02962746	CONTACT BLOCK NO	\$39.69	02963584	LOCKNUT 8-32 PL	\$0.29
02962749	ADP HYD ELBOW 8MJ-8FJX 45°	\$11.74	02963585	SCREW SLOT #8-32 X 1-1/4 RD HD	\$0.37
02962765	DECAL-MULTIPLE HAZARD	\$3.49	02963600	MANUAL PARTS REAR MOUNT	\$36.22
02962767	DRIVELINE 7/8 - 7/8 - 19.875	\$537.43	02963602	STGHT ADAPTER 12BSP-10MJ- W/BS	\$41.23
02962768	PLATE-FRONT PUMP MOUNT	\$264.59	02963644	HHCS 5/8 NC 9 PL8	\$11.36
02962774	ADP HYD ELBOW 24FL-20MJ45	\$86.21	02963645	HHCS 3/4 NC 1-3/4 PL8	\$3.46
02962775	KNOB-RED	\$21.35	02963652	HEXB METRIC 6-P1.0 - 35MM PL8	\$1.21
02962777	SHCS 3/4 NC 11 PL8	\$37.43	02963656	PIPE ELBOW 45 DEGREE 20MP-20FP	\$19.74
02962778	RELIEF VALVE CARTRIDGE	\$153.32	02963659	PLUG, 1 MAGNETIC	\$9.18
02962789	HOSE #20-20MP -20MP - 18LG	\$162.28	02963661	GASKET, SUCTION PLATE, FIBER	\$7.31
02962864	WASHER, SEALING 3/8	\$1.99	02963662	GASKET, FILTER ASY, FIBER	\$4.60
02962870	PLATE-ADAPTER FOR SPEED	\$538.84	02963663	GASKET, CORK COVER PLATE	\$16.86
02962879	CABLE, PUSH PULL	\$92.12	02963665	PULLEY ADAPTOR CASE 5120	\$300.51
02962918	PROTECTOR, HOSE - 3LG	\$12.64	02963666	SPACER-1/2DIA.X3/4LG	\$42.08
02962919	BUSHING, SPRING TENSION	\$12.37	02963667	SPROCKET-CHAIN COUPLING	\$385.25
02962923	MOTOR & SPINDLE HSG ASSY, 3/4	\$3, 098.71	02963668	SHAFT-DRIVE CASE 5120	\$303.35
02962963	DIAL INDICATOR-IN TANK FILTER	\$57.05	02963669	HEXB METRIC 12-P1.25- 80MM 5	\$6.54
02962988	ADP HYD STGHT 16FJ - 12MJ	\$12.63	02963680	PAD-ELBOW/ARM REST	\$5.58
02963013	WELDMT AXLE BRKT.	\$716.42	02963681	ARM REST, PAINTED BLACK	\$68.85
02963037	STOP, FRONT SWING BOOM	\$135.09	02963691	SOLENOID VALVE COIL	\$93.91
02963076	STOP-LIFT FRAME-VERSASTATER	\$7.22	02963692	SOLENOID VALVE SEAL KIT	\$17.33
02963093	WLDMT-LIFT PIN-FRT	\$77.00	02963693	SOLENOID VALVE CART W/SEAL	\$680.50
02963095	PIN-CYL MTG-VERSASTATER	\$84.15	02963717	ASY VERSA BOOM INSERT	\$7, 537.38
02963096	PIN-CYL LINK-VERSASTATER	\$152.99	02963735	PLATE-AXLE MT. M.F.383 W/CAB	\$180.43
02963109	WLDMT, HOSE ROLLER EXTENSION	\$441.73	02963761	U-BOLT, SQUARE BEND	\$4.10
02963110	ROLLER, HOSE	\$31.71	02963770	FILTER TOP-PTI FILTER	\$13.60
02963111	ROLLER, HOSE	\$50.99	02963787	WELDMT FRAME A-BOOM	\$5, 764.56
02963123	SPACER 7/8LG.	\$16.84	02963797	CYL PIN WLDMT	\$87.08
02963154	CLAMP, 1.25 TUBING-MODIFIED	\$13.60	02963808	FILTER ELEMENT- 25 MICRON	\$117.94
02963187	WELDMT, HINGED GUARD	\$1, 358.81	02963815	MACH, CAST, HOUSING, SPINDLE	\$560.61
02963193	SKID SHOE	\$106.98	02963825	CHAIN, #180 ROLLER	\$984.48
02963194	FLAP, DEFLECTOR	\$15.38	02963826	LINK, CONNECTING #180	\$98.09
02963195	GUARD, FLAP, HINGED	\$57.24	02963830	FCEB ELEV 3/8 NC 2-3/4 PL	\$3.60
02963216	SHAFT, PULLEY-JD INTERSTATER	\$192.78	02963843	BUSHING	\$35.21
02963250	WELDMT, FOOT GUARD FLAI	\$1, 124.50	02963846	WLDMT, PIN	\$183.71
02963323	BRACKET, TOP	\$29.01	02963871	KIT, SPINDLE SHAFT	\$1, 125.54
02963328	PIPE ELBOW 4MP-4FP 45	\$7.19	02963890	LUG, FLAIL HANGER	\$17.01
02963382	STUMP JUMPER PAN ASSY	\$1, 297.53	02963891	HANGER, ASY	\$24.10
02963400	WELDMT-PIN	\$147.68	02963893	HYD MOTOR ASSY A-B	\$1, 354.11

SOME PARTS SHOWN MAY NOT BE AVAILABLE FOR SALE TO ALL DEALERS. SEE DEALER AGREEMENT FOR DETAILS.

**ALAMO INDUSTRIAL REPAIR & REPLACEMENT PARTS PRICE LIST - F.O.B. POINT OF SHIPMENT
EFFECTIVE 02-15-11**

PART #	DESCRIPTION	LIST PRICE	PART #	DESCRIPTION	LIST PRICE
02963902	VALVE, SOLENOID CUTTER FOR VM	\$1,467.05	02964604	PULLEY ADAPTOR FORD 6610	\$298.50
02963917	BAR-FRAME/SIDE MOUNT	\$42.08	02964616	ADAPTER, ASY, PULLEY	\$492.84
02963995	MACH.PULLEY ADP	\$683.12	02964620	SLEEVE, STEEL RUBBER GROMMET	\$15.15
02963996	SPACER .25LG.	\$5.29	02964628	TILT CYLINDER	\$894.56
02964017	PIN, MAIN WELDMENT	\$414.53	02964638	SPEED INCREASER ASSEMBLY	\$3,178.80
02964026	COLLAR-W/1/4-28NF HOLE	\$194.60	02964673	HHCS 5/16NC 3-1/4 PL5	\$0.97
02964028	SWITCH PUSH-PULL SPDT 10A@12V	\$30.62	02964678	ADAPTER, HYD, ELBOW	\$71.67
02964028A	SWITCH PUSH PULL	\$54.92	02964681	COVER, 4 HANDLE VALVE	\$116.40
02964063	KNOB, SWITCH P/N 3006	\$5.14	02964682	COVER, 5 HANDLE VALVE	\$31.25
02964092	TUBE TILT CYL.	\$69.16	02964685	TUBE, SPACER-VALVE COVER	\$15.03
02964094	TUBE	\$68.98	02964686	HHCS 5/16NC 7-1/2	\$2.25
02964103	WLDMT- TAILWHL BRKT	\$246.42	02964687	MANUAL ARCHIVED A-BOOM	\$41.48
02964106	TUBE- TILT BUSHING	\$85.75	02964697	WLDMT- CHAINGUARD- CORNER	\$82.43
02964111	MOUNT- TAIL WHEEL	\$19.68	02964699	HOUSING-GEAR	\$266.86
02964113	WLDMT- TAILWHL MTG	\$113.57	02964711	O-RING 15/16 x 1-1/8 x 3/32	\$0.31
02964132	WELDMT- CONNECTING LINK	\$295.94	02964712	O-RING 13/16 x 1 x 3/32	\$0.37
02964135	ADP HYD STGHT 12MB-12FJX	\$29.80	02964724	PINION -16T	\$262.63
02964136	LINK- CONNECTING	\$65.83	02964726	SEAL, 50 X 68 X 8	\$20.42
02964137	SPACER	\$13.50	02964727	SEAL, 45M X 65M X 8M	\$23.98
02964138	OPTION- TAILWHEEL	\$1,236.68	02964730	SHCS METRIC 10-P1.75-20MM	\$15.31
02964139	PIN, 1-1/2 X 14 (PLATED)	\$50.07	02964745	SUCT/HOSE #24- - 52LG	\$88.26
02964140	WLDMT- LIFT PIN	\$90.16	02964747	ASSY-MANIFOLD	\$900.52
02964161	BUSHING, KEYED BLADE BOLT	\$43.08	02964748	FILTER-MODIFIED	\$246.42
02964162	SPACER BLADE PAN WITH SPIDER	\$33.58	02964772	PLATE-FRONT LOADER SUPPORT	\$98.81
02964196	FITG HOSE END #24HOSE-#24SF	\$196.56	02964783	HHCS 3/8 NC 6 PL5	\$2.44
02964269	LOCKWASHER, MODIFIED TW110	\$9.42	02964784	HHCS 3/8 NC 7-1/2 PL5	\$3.40
02964296	WELDMT.EXT.ARM-SPECIAL	\$2,465.77	02964785	TUBE, SHORT SPACER	\$7.10
02964297	ARM, EXT ASY, PAINT BLACK	\$4,470.01	02964786	TUBE, LONG SPACER	\$12.27
02964305	HYDRAULIC MOTOR M330A 3.94CID	\$1,342.95	02964792	MANIFOLD BLOCK	\$373.22
02964311	SHCS METRIC 10-P1.5 - 30MM 9	\$2.04	02964793	O-RING	\$1.42
02964318	RELIEF VALVE SET @ 2500 PSI	\$119.49	02964804	PAN ASSY	\$2,839.15
02964320A	GEARBOX, SPEED INCREASER	\$899.17	02964806	HOSE #20-20MP -20MP - 25LG	\$182.80
02964330	KEYED BLADE BOLT FOR	\$20.13	02964809	WLDMT- HYD CYL PIN	\$145.97
02964338	EXP.METAL 48X60	\$218.12	02964810	ASY TILT LINK	\$260.74
02964339	EXP.METAL 36X48	\$184.40	02964812	BLADES-MATCHED SET OF 3-60SQ.	\$178.50
02964341	ADP HYD STGHT 12MB-12MJ	\$7.82	02964815	BUSHING, BLADE BOLT	\$69.29
02964345	STRAINER, 2 INLET & 1-1/4 OUT	\$87.42	02964818	BAR-FRONT PUMP MOUNT F6640	\$360.62
02964349	BUSHING CONNEX 3/4 X 1 X .94LG	\$11.87	02964838	CAPLUG 1-1/4M 1-5/8-12 THD	\$1.54
02964351	ASSY- TAILWHEEL	\$1,084.40	02964861	SHCS 3/4 NC 4 PL8	\$8.46
02964353	KIT, SPINDLE PULLER	\$92.14	02964866	WLDMT- SKID SHOE MTG RH	\$468.80
02964378	WELDMT AXLE BRKT.UNIVERSAL	\$672.30	02964867	WLDMT- SKID SHOE MTG LH	\$468.80
02964379	MK.MM UNIVERSAL 38TIRES	\$1,829.26	02964874	ADAPTER, SPLINED	\$121.86
02964407	KIT:SCREEN UNIVERSAL CAB	\$362.05	02964924	WELDMENT-FRONT MOUNT LH	\$393.53
02964410	COVER-TANK CLEAN OUT	\$42.08	02964925	WELDMENT-FRONT MOUNT RH	\$393.53
02964417	HOSE #6 - 6FJX90- 6FJX -127LG	\$94.85	02964930	WELDMENT- RAIL F6640 RH	\$1,276.89
02964434	HEXB METRIC 16-P2.0 - 65MM 5	\$5.90	02964931	WELDMENT-RAIL F6640 LH	\$1,276.89
02964456	PAN ASSEMBLY 60 V/M STUMP	\$3,206.66	02964933	FLANGE- MOTOR MTG	\$358.95
02964457	PAN ASSEMBLY 50 A-BOOM	\$3,206.66	02964938	KIT-MINOR SEAL	\$160.18
02964478	WLDMT-LINKAGE ARM SHORTER	\$667.28	02964939	KIT- MAJOR SEAL	\$346.98
02964479	WLDMT-EXTENSION ARM-SPECIAL	\$2,846.15	02964947	PUMP-REAR-SINGLE, 1-3/4 GEAR	\$1,731.56
02964518	ADP, HYD ST 12MP - 12MJ	\$4.89	02964948	PUMP-REAR-TANDEM, 1-3/4 GEAR	\$2,517.14
02964526	WLDMT-TLWHEEL TUBE	\$416.24	02964953	CYLINDER 6STX3BOREX16-1/4RET	\$787.85
02964529	MOUNT- TOP	\$79.78	02964953A	CYLINDER	\$579.65
02964557	SKID SHOE	\$82.11	02964954	KEY, 5/16 SQ X 15/16 LONG	\$15.75
02964571	WLDMT- CHAINGUARD MTG.	\$348.59	02964955	HEXB METRIC 12-P1.25- 55MM 5	\$5.20
02964588	CHAIN- 3/8 WLDED. 29 LKS LG.	\$29.24	02964956	KEY- .25 X .25 X 1.25 LONG	\$22.12

SOME PARTS SHOWN MAY NOT BE AVAILABLE FOR SALE TO ALL DEALERS. SEE DEALER AGREEMENT FOR DETAILS.

**ALAMO INDUSTRIAL REPAIR & REPLACEMENT PARTS PRICE LIST - F.O.B. POINT OF SHIPMENT
EFFECTIVE 02-15-11**

PART #	DESCRIPTION	LIST PRICE	PART #	DESCRIPTION	LIST PRICE
02964966	WLDMT, GRASSKING MAIN FRAME	\$3, 136.26	02965237	HHCS 1 NC 9-1/2 GR8	\$18.78
02964974	HOSE #16-16FJX -16FJX90-131LG	\$208.80	02965273	HEXB METRIC 12-P1.25 70MM 5	\$9.08
02964975	HOSE #20-20FJX -20FJX - 36LG	\$214.08	02965285	BUSHING CONNEX 2-1/2 X2-1/4 X3	\$49.89
02964987	WLDMT- HITCH & A-FRAME	\$2, 564.56	02965292	WLDMT BOTTOM PIVOT PLATE	\$1, 292.20
02964991	WLDMT- TILT LINK	\$265.43	02965306	WLDMT, TOP MOUNT PLATE	\$1, 071.00
02964995	WLDMT- HYD TANK	\$1, 189.63	02965353	WELDMENT, HINGED GUARD	\$695.86
02964996	ASSY-HYD TANK	\$1, 795.46	02965354	WELDMENT, REVERSIBLE HEAD	\$5, 255.64
02965003	ASSY- PUMP HYDRO 60	\$2, 252.64	02965355	HHCS 7/16NC 3-1/2 PL8	\$1.67
02965005	BAR- CAGE MOUNT	\$21.23	02965357	TUBING CLAMP SET (2 PCS)	\$223.30
02965006	BAR-ROPS MOUNT	\$31.86	02965358	CARB 1/4 NC 3 PL5	\$3.97
02965014	BAR-BATTERY MOUNT	\$24.62	02965359	HOSE #16-16FJX -16FJX - 98LG	\$158.57
02965015	SPACER	\$45.15	02965360	HOSE #6 - 6FJX - 6FJX -202LG	\$110.57
02965016	DRIVELINE 7/8 - 7/8 - 25.179	\$271.79	02965361	HOSE #6 - 6FJX - 6MJ -100LG	\$97.61
02965019	GUSSET	\$12.63	02965363	HOSE #4 - 4FJX - 4MJ -100LG	\$72.31
02965022	SPLINE ADAPTER	\$210.36	02965364	HOSE #4 - 4FJX - 4FJX - 26LG	\$44.08
02965023	SNAP RING, 7/8 INT X .042 THK	\$5.20	02965365	HOSE #4 - 4FJX - 4FJX - 12LG	\$47.39
02965041	MOUNT	\$83.96	02965366	CORDURA SLEEVING 100	\$204.36
02965054	HOSE #16-16FJX -16FJX90-105LG	\$371.17	02965367	PLATE, TUBING CLAMP	\$33.46
02965059	CLAMP -1-1/2 TUBE SINGLE	\$8.39	02965368	SEAL KIT	\$105.24
02965063	ASSY- HYDRAULIC CYLINDER	\$865.79	02965370	KIT, RETROFIT 28 BOOM	\$3, 364.57
02965066	WLDMT- INPUT SHAFT	\$402.69	02965375	ROD	\$200.49
02965067	SHAFT- 1-3/8-6 SPLINE 10 LG	\$148.51	02965404	HHCS 1/4 NC 6 PL5	\$7.19
02965068	RING, HD RETAINING - 1-3/8 SHFT	\$2.39	02965413A	ASSY SPEED INCREASER 540	\$1, 135.87
02965070	LINK- TRANSPORT LOCK-UP	\$224.39	02965416A	SPEED INCREASER 1000	\$625.07
02965072	PIN	\$260.44	02965417	BAR- SIDE MOUNT F-56, 66, 7740	\$220.80 [®]
02965074	WLDMT- PIN	\$120.21	02965420	PLATE-R.H.SIDE MT.F-56, 66, 7740	\$220.80
02965076	TUBE INNER 16.75 LONG	\$214.73	02965421	PLATE-L.H.SIDE MT.F-56, 66, 7740	\$325.75
02965077	TUBE- OUTER	\$144.02	02965424	LINK TOP DS FORD	\$234.92
02965078	OUTER TUBE HALF COMP W/SHIELD	\$498.59	02965427	SECTION-BASIC MNT ATTACHMENT	\$1, 699.50
02965080	SHIELD- OUTER COMP.	\$71.54	02965428	SECTION-MOWER/EXTREME SER	\$2, 043.47
02965081	SHIELD- INNER COMP.	\$82.99	02965429	VERSA BREAKAWAY EXT ARM ASY	\$9, 056.25
02965082	SHIELD- COMPLETE	\$149.00	02965439	PUMP-REAR TANDEM, 1-3/4 GEAR	\$3, 680.48
02965091	GEAR SET, 1-3/4 GEAR WIDTH	\$674.08	02965448	ADP HYD STGHT 4MJ-4MJ BLKHD	\$6.76
02965099	WELDMENT, CASTER	\$787.50	02965449	PIN ROLL 3/16X1-5/8	\$0.58
02965101	HOSE #6 - 6FJX90- 6FJX -105LG	\$103.64	02965454	HOSE #8 - 8FJX - 8FJX90- 46LG	\$75.38
02965102	PIN	\$256.44	02965455	HOSE #8 - 8FJX - 8FJX - 65LG	\$95.94
02965112	WLDMT-PIN	\$360.63	02965464	CORDURA SLEEVING - 78 LG	\$72.17
02965114	O-RING 3/4 x 1 x 1/8	\$0.40	02965470	HITCH POST-4/BAR W/BULKHEAD	\$654.36
02965115	SEAL KIT-WORK PORT RELIEFS	\$11.53	02965474	HOSE #4 - 4FJX - 4FJX90- 14LG	\$70.43
02965127	ASSY- PAN BLADE STD HY60	\$1, 148.28	02965475	HOSE #4 - 4FJX - 4FJX - 18LG	\$43.28
02965161	MANIFOLD BLOCK W/O SOLENOID	\$552.14	02965477	HOSE #4 - 4FJX - 4FJX - 31LG	\$40.95
02965166	ADP HYD TEE 6MJ - 6MJ - 6FJX	\$8.50	02965486	DRIVESHAFT 1-3/8-6 SPLINE	\$1, 011.68
02965180P	GRASS KING PARTS MANUAL 11-05	\$39.13	02965509	LOCKING COLLAR	\$21.80
02965194	SCREEN KIT-FORD 56, 66, 7740 CAB	\$991.69	02965510	WASHER-SPACER-SPECIAL	\$202.18
02965200	WLDMNT-REMOTE CONTROL STAND	\$342.59	02965511	WASHER-SHAFT EXTENSION	\$150.52
02965208	WLDMNT-FRONT MOUNT LH FORD	\$428.92	02965521	VALVE BODY	\$121.73
02965211	WLDMNT-FRONT MOUNT R.H.FORD	\$428.14	02965522	CARTRIDGE, RELIEF	\$210.00
02965213	BSHG TF-1-1/4OD X 1 IDX2-1/4	\$38.13	02965523	CARTRIDGE RELIEF SEAL KIT	\$40.70
02965214	BEARING-TEFLON IMPREG.	\$40.32	02965526	CARTRIDGE RELIEF	\$307.91
02965221	SOLENOID VALVE CART W/SEAL	\$206.11	02965528	HHCS 7/16NF 3-1/4 PL8	\$2.17
02965222	SOLENOID COIL	\$79.23	02965536	BUSHING, MAIN PIN	\$61.85
02965223	SOLENOID VALVE & COIL ASSY	\$170.04	02965538	WLDMNT, MAIN PIN	\$116.97
02965226	WDMT, TAILWHEEL MTG	\$822.83	02965539	WLDMNT, REAR TURNING ARM	\$1, 798.13
02965229	WASHER, 2-19/32 ID 5.0 OD 3/16	\$10.83	02965540	WLDMNT, FRONT TURNING ARM	\$769.31
02965231	SCREEN-REAR FORD 40 SERIES CAB	\$142.43	02965541	WLDMNT, SPROCKET TURNING ARM	\$3, 231.90
02965236	HHCS 3/4 NC 9-1/2 PL8	\$22.12	02965548	BSHG TF-1-1/4OD X 1 ID X1	\$17.50

SOME PARTS SHOWN MAY NOT BE AVAILABLE FOR SALE TO ALL DEALERS. SEE DEALER AGREEMENT FOR DETAILS.

**ALAMO INDUSTRIAL REPAIR & REPLACEMENT PARTS PRICE LIST - F.O.B. POINT OF SHIPMENT
EFFECTIVE 02-15-11**

PART #	DESCRIPTION	LIST PRICE	PART #	DESCRIPTION	LIST PRICE
02965555	ARM, ASY, FRT TURNING	\$781.33	02966151	KIT-SCREEN J.D.6000 CAB	\$1, 265.63
02965556	ARM, ASY, RER TURNING	\$2, 309.14	02966153	WELDMENT, BOOM REST	\$1, 268.72
02965579	WLDMT- BLADE BAR	\$691.18	02966175	HOSE #8-8FJX-8FJX90-69.5LG	\$73.34
02965619	HHCS 5/16NC 8 PL5	\$2.97	02966184	SHIM 16 GA	\$54.10
02965670	MOTOR, GRASS KING ROTARY HEAD	\$2, 574.30	02966240	ASY, PIVOT ARM	\$425.09
02965675	WLDMT-PIN	\$381.60	02966254	WLDMT, MOTOR BRACKET	\$467.54
02965706	SOLENOID, (PULSAR)	\$316.44	02966256	YOKE, SPLINE 7/8-13T	\$111.82
02965707	WORK SEGMENT SEAL KIT	\$211.74	02966307	OIL, UNIVERSAL TRACTOR HYD.	\$114.01
02965737	ASY, BLADE BAR	\$1, 262.15	02966308	MOTOR & SPINDLE ASY, HYDRO 72	\$3, 967.38
02965750	KIT-DRIVELINE SPACER FOR 5640	\$144.59	02966321	HHCS, 1"NC x 12" PL8	\$77.34
02965751	SKID SHOE ROTARY	\$131.15	02966395	BRKT, VALVE HANDLE	\$30.77
02965755	HYD. TUBE 3/8 OD	\$505.59	02966396	SPACER, 3/4 LONG	\$34.81
02965774	ASY, CUTTER UNIT 74ES	\$14,037.87	02966397	SPACER, 1/4 LONG	\$28.25
02965777	PIVOT PIN	\$37.88	02966398	BAR HANDLE R/H	\$492.83
02965798	PLATE-SIDE MOUNT	\$204.06	02966399	BAR HANDLE L/H	\$206.99
02965799	PLATE-FRONT MOUNT	\$234.41	02966401	PIPE, COVER STAND 5-7/8LG.	\$29.04
02965800	BAR-FRT.SUPPORT	\$78.14	02966404	MACHINED SPACER-FORD 6640	\$118.19
02965808	SPACER, 3-1/8 BLADE BAR	\$319.52	02966443	BUSHING 1-1/2 X 1-1/4 X 5-7/8	\$53.65
02965816	HHCS, M16-P2.0 x 70mm PL10.9	\$6.76	02966447	LEXAN 19-1/2 X 25-1/4 X 1/4	\$264.59
02965818	BAR-AXLE SPACER	\$90.16	02966452	FRAME STRAP, SIDE	\$31.17
02965819	FLANGE YOKE	\$113.71	02966453	FRAME STRAP, TOP	\$31.92
02965825	WLDMT- LIFT FRAME RH	\$1, 220.76	02966480	TUBE, LH 28 A-BOOM	\$356.99
02965827	BEARING CARTRIDGE, 2 BORE	\$631.08	02966481	TUBE, RH 28 A-BOOM EXTENSION	\$335.66
02965828	WLDMT- LIFT FRAME LH	\$1, 183.98	02966482	TUBE, 3/8 X 85-13/16 X 1/32	\$89.21
02965829	WLDMT- PIN	\$60.75	02966483	CLAMP, 1 OD TUBING TO 3/8 OD	\$34.73 [®]
02965831	CROSS KIT, SERIES 12R	\$45.00	02966486	FLANGE, GASKET	\$138.45
02965847	PLATE-SPEED INCREASER MOUNT	\$175.62	02966494	WLDMT, VALVE MT. VERSA	\$404.55
02965848	WELDMENT-CONTROL BOX MOUNT	\$184.20	02966551	WEAR PLATE, HEAT TREATED	\$20.70
02965849	PLATE-AXLE MOUNT J.D.6000	\$312.14	02966555	WELDMENT, CAGE	\$1, 764.51
02965858	WELDMENT, FRONT MOUNT J.D.6000	\$253.47	02966556	HHCS, 1"NC x 11" PL8	\$69.29
02965864	PLATE-BOOM REST MOUNT	\$252.44	02966561	WASHER, RUBBER	\$6.41
02965866	PLATE-PUMP MOUNT J.D.6000	\$198.06	02966574	SPACER, 1 OD X 11 GA WALL X	\$19.59
02965867	SPACER, .75	\$21.04	02966618	WLDMT.-MOWER DP. DK. BRAHMA	\$7, 603.14
02965870	CAP, FILLER	\$35.32	02966625	TANK RAIL	\$186.32
02965871	VALVE ASSEMBLY - 2 SPOOL FOR	\$1, 649.08	02966629	SPACER 1/4 THICK	\$50.49
02965872	HYD. CONTROL VALVE 2-SPOOL	\$1, 633.76	02966630	SPACER 1 THICK	\$64.16
02965947A	YOKE CLAMP 7/8-13 SPLINE W/NUT	\$340.40	02966633	WELDMENT-TANK	\$1, 349.46
02965990	ASY-TAILWHEEL	\$1, 632.28	02966634	WELDMENT, BUMPER	\$321.69
02965993	WLDMT-TAILWHEEL TUBE	\$494.71	02966637	PLATE LIGHT RELOCATION RH	\$136.79
02965996	LINK, CONNECTING-#80HS COTTER	\$10.01	02966638	PLATE LIGHT RELOCATION LH	\$136.79
02965997	SPROCKET, #80 CHAIN-10 TEETH, L	\$42.08	02966639	BAR, MOUNT STRAP	\$13.35
02965998	TURNBUCKLE, 1/2 X 6 CLEVIS-	\$76.85	02966640	BAR, TUBE MOUNT	\$15.17
02966012	CORDURA SLEEVING - 275LG	\$255.36	02966641	BAR-MOUNT ANGLE	\$25.52
02966022	PLATE-SUPPORT GUSSET-FRONT	\$40.79	02966645	POPPET ASY	\$20.47
02966023	PL-SIDE MOUNT FORD 6640 CAB	\$222.38	02966646	SPACER	\$11.50
02966024	PLATE-SIDE MOUNT	\$210.36	02966649	PLUG ASY HEX W/5/16NF THDS	\$78.92
02966025	PLATE-FRONT SUPPORT F-6690	\$142.23	02966657	O-RING	\$2.82
02966036	WLDMT, TAILWHEEL MOUNT	\$432.96	02966658	RETAINING RING	\$3.08
02966063	WLDMNT-AXLE MOUNT, FORD 6640	\$301.45	02966669	SPRING	\$2.79
02966064	PLATE-FRONT MOUNT FORD 6640	\$240.41	02966671	WIPER SEAL	\$9.18
02966065	BAR-FRT.SUPPORT FORD 6640 CAB	\$78.14	02966687	YOKE, ADJ	\$52.63
02966088	WASHER, THRUST-5OD X 2-9/16ID	\$47.54	02966688	CLEVIS PIN 3/16 X 7/8	\$0.75
02966108	SCREEN, SIDE J.D.6000 CAB	\$740.62	02966713	WELDMENT, HYD. TANK	\$5, 288.98
02966110	PULLEY, MODIFIED J.D.6000	\$860.40	02966730	SPEED INCREASER, 1:4, 2B, 1-3/8-6	\$1, 534.34
02966138	WELDMENT-HYD.TANK	\$1, 785.06	02966731	SPLINE COUPLING SAE 1-15	\$141.14
02966148	HOSE #6 - 6FJX - 6FJX90- 76LG	\$84.74	02966738	CLIP, CAB SCREEN	\$91.33

SOME PARTS SHOWN MAY NOT BE AVAILABLE FOR SALE TO ALL DEALERS. SEE DEALER AGREEMENT FOR DETAILS.

**ALAMO INDUSTRIAL REPAIR & REPLACEMENT PARTS PRICE LIST - F.O.B. POINT OF SHIPMENT
EFFECTIVE 02-15-11**

PART #	DESCRIPTION	LIST PRICE	PART #	DESCRIPTION	LIST PRICE
02966742	LUG- MOWER MTNG.	\$162.08	02967151	ADP HYD STGHT 4MJ-8FJ	\$7.69
02966746	HANDLE, BLACK, 3/8-16THD	\$20.97	02967171	WLDMT, REAR TURN	\$611.55
02966747	PIN, SWING CYLINDER 1.00/.999	\$57.95	02967172A	SWING CYL 3BORE 13-13/16 ST	\$798.49
02966756	WELDMENT, CYLINDER PIN	\$53.97	02967173A	LIFT CYLINDER 4BORE 30STROKE	\$1, 401.26
02966757	WELDMENT, PIN LINKAGE ARM	\$84.68	02967174A	DIPPER CYLINDER 4BORE 16ST X	\$887.38
02966767	PIN WLDMT, SWG CYL	\$77.87	02967175A	TILT CYLINDER 3BORE 17-1/2	\$915.52
02966771	SLEEVE, HOOK PIVOT	\$115.91	02967196	SPINDLE CUP & CONE ASY, UPPER	\$98.83
02966791	BSHG TF-1-1/2OD X 1-1/4ID X1	\$24.95	02967197	SPINDLE, CUP & CONE ASY, LOWER	\$76.34
02966792	BEARING, TEFLON IMPREG.	\$29.49	02967198	SEAL 5.25 OD X 4.25 ID X .50 W	\$61.02
02966797	WELDMENT, KING POST PIN	\$113.14	02967199	SOLENOID, THREE WIRE CONNCTR	\$206.83
02966818	MOUNTING TUBE, LONG	\$386.43	02967201	VALVE, ELEC APITECH HYD 5-SECT	\$9, 394.35
02966826	WELDMENT, FRAME-2WD	\$5, 346.93	02967204	SPINDLE - SPLINED	\$1, 416.92
02966832	WLDMT, LH BELT COVER	\$703.98	02967207	BELT, BB90 93 OUTSIDE CIRCUM.	\$150.74
02966868	BUSHING	\$78.14	02967226	WIRING HARNESS, HY15 W/CUT-OFF	\$295.86
02966870	MASTER LINK, #50 ROLLER CHAIN	\$23.40	02967231	WLDMT, TURNING ARM-RM/MN	\$1, 804.27
02966871	CLEVIS PIN	\$1.02	02967237	KIT, RETROFIT FOR AB REAR SWING	\$1, 196.32
02966874	BOOT, CABLE	\$36.67	02967241	RELIEF VALVE W/VENT-SUN MODEL	\$338.83
02966875	KIT, VALVE HANDLE CONNECTION	\$16.42	02967242	SOLENOID VALVE- HYDRAFORCE	\$221.89
02966899	SKID SHOE	\$71.59	02967246	SHSS 3/8 NC 7/8	\$3.66
02966900	WELDMENT-HEAD DECK	\$5, 108.67	02967247	BOLT, IDLER PULLEYEND	\$246.75
02966905	KIT, ACCUMULATOR	\$1, 555.58	02967252	DRIVELINE 7/8 - 7/8 - 11.81	\$552.19
02966906	ACC, 60 CI, 900 PSI, SHIP GRND	\$994.94	02967256	DRIVELINE, ASY	\$651.91
02966907	BAR, ADJUSTABLE MOUNT	\$47.04	02967257	SCREW, SLOT RND# 8-32-1LG PL	\$0.18
02966922	SEAL, HIGH PRESSURE	\$40.70	02967286	BAR, SPACER J.D.6000 SERIES	\$78.14
02966923	SEAL ADAPTER, 2.00 BORE	\$85.77	02967325	PULLEY, 3G5V-8.50 DIA.	\$290.16 [®]
02966924	O-RING 2.0 X 1-13/16	\$0.70	02967328	BUSHING, QD-HUB SF 1-15/16 DIA.	\$90.89
02966925	RING, SPIRAL	\$4.55	02967343	HHCS M18-P1.5 X 100MM PL8.8	\$15.71
02966926	KIT, SEAL ADAPTER	\$112.40	02967380	WELDMENT, 24DIPPER SECTION	\$4, 104.36
02966935	WELDMENT, TILT CYL. PIN	\$136.34	02967395	WELDMENT-LINK ARM	\$397.64
02966936	PIN, DIPPER W/NUT & WASHER	\$132.37	02967397	WLDMT, FRT TURNING ARM, A/B	\$2, 174.03
02966945	WELDMENT, RAIL R.H. 4WD	\$1, 325.99	02967415	SKID SHOE RH	\$361.46
02966947	WELDMENT, RAIL R.H.	\$959.76	02967416	SKID SHOE LH	\$335.13
02966957	KIT, LOCK COLLAR	\$210.96	02967418	HEXB METRIC 20-P2.5 - 70MM	\$7.19
02966964	WELDMNT, TOGGLE PIN 3/4 DIA.	\$92.43	02967424	WELDMENT, HYD.TANK	\$2, 403.51
02967007	SHCS 3/4 NC 5-1/2 PL8	\$15.00	02967436	TANK, ASY, HYD	\$3, 416.44
02967008	PIPE, PIN SPACER	\$19.32	02967491	WLDMT, MAIN PIN	\$263.63
02967013	PIN, DIPPER CYLINDER	\$43.97	02967499	PLUG 3/8	\$6.92
02967015	GRASSKING A-FRAME HITCH	\$2, 040.61	02967570	BOLT HEX 8MM X 1.25 X 35MM	\$1.19
02967016	ASY, TILT CYLINDER, 17-23A/B	\$742.32	02967640	WELDMENT-LIFT SECTION 24FT	\$4, 971.46
02967017	DIPPER CYLINDER ASY, 17BOOM	\$756.55	02967647	BOSS-KINGPOST	\$54.10
02967021	LINKAGE ARM ASSEMBLY	\$270.93	02967654	BOSS-LIFT	\$60.11
02967028	SPEED INCREASER 540 W/OIL	\$1, 346.66	02967663	PLATE, FRAME MOUNT	\$43.84
02967039	ROD WELDMENT, 1.5X26.4	\$220.56	02967668	DECAL, THROWN OBJECTS	\$3.84
02967042	ROD WELDMENT 1.25X25.5	\$395.88	02967683	WELDMENT-PIN 5-9/16 LG.	\$208.85
02967051	HHCS 5/8 NC 4 PL8	\$3.46	02967685	WELDMENT, PIN 7-1/8 LG	\$97.02
02967062	HHCS 1/4 NC 8 PL5	\$2.69	02967687	WELDMENT-PIN 9-3/16 LG.	\$178.84
02967064	BAR, BOTTOM MOUNT	\$24.05	02967689	WELDMENT-PIN 13-3/16 LG.	\$164.99
02967079	MANIFOLD BLOCK	\$764.76	02967691	WELDMENT-PIN 8-1/4 LG.	\$104.93
02967089	SHCS 3/4 NC 6 PL8	\$14.03	02967693	WELDMENT-PIN 10-1/4 LG.	\$155.06
02967097	MOUNT, (ANGLE)	\$31.81	02967782	ROD-HINGE	\$74.67
02967110	CROSS OVER RELIEF VALVE	\$227.63	02967912	SHSS SQ PT 3/8 NF 1/4	\$6.24
02967126	HOUSING, MACHINED SPINDLE	\$1, 292.25	02967937	WLDMNT, 50SQ.HEAD W/RET.DOOR	\$3, 668.70
02967127	O-RING	\$3.14	02967943	RH SKID SHOE, 50HEAD	\$134.64
02967128	MOUNT PLATE, SPEED INCREASER	\$210.36	02967944	FLAP, DEFLECTOR	\$15.96
02967130	CHAIN 5/8 PROOF COIL, 40-1/4	\$105.70	02967947	TUBING, HYDRAULIC-DIPPER SECT	\$270.22
02967150	ADP HYD TEE 8MJ-8FJX-8MJ	\$18.78	02967948	TUBING, HYDRAULIC-DIPPER SECT	\$265.41

SOME PARTS SHOWN MAY NOT BE AVAILABLE FOR SALE TO ALL DEALERS. SEE DEALER AGREEMENT FOR DETAILS.

**ALAMO INDUSTRIAL REPAIR & REPLACEMENT PARTS PRICE LIST - F.O.B. POINT OF SHIPMENT
EFFECTIVE 02-15-11**

PART #	DESCRIPTION	LIST PRICE	PART #	DESCRIPTION	LIST PRICE
02967949	TUBING, HYDRAULIC-DIPPER SECT	\$254.15	02968621	JOYSTICK, ELECTRIC	\$2,464.19
02967987	PLATE- CLAMP	\$95.82	02968667	SPACER- 1 THK.	\$68.00
02967995	SPACER	\$56.34	02968668	SPACER- 3/4 THK.	\$69.13
02968023A	CYL HYD 10-1/2X3-1/2BORE X	\$853.04	02968698	PIN COTTER 3/32X 3/4	\$0.13
02968024A	CYL HYD 12-13/13STX3-1/2BORE	\$1,002.09	02968713	WELDMENT-LIFT SECTION 21FT	\$4,537.71
02968043	PIVOT LINK	\$364.46	02968714	TUBING, HYDRAULIC-LIFT SECTION	\$199.65
02968058	HOSE #20-20FJX -20FJX - 58LG	\$340.20	02968715	TUBING, HYDRAULIC-LIFT SECTION	\$206.07
02968079	PIN- CYLINDER BASE	\$86.15	02968716	TUBING, HYDRAULIC-LIFT SECTION	\$230.10
02968101	PIN- ARM BASE	\$123.88	02968717	TUBING, HYDRAULIC-DIPPER SECT.	\$238.95
02968103	PIN-CYL. LINK BASE	\$132.49	02968718	TUBING, HYDRAULIC-DIPPER SECT.	\$243.24
02968116	ADAPTER, PULLEY, MACHINED	\$739.26	02968719	TUBING, HYD W/NUT-DIPPER SEC.	\$214.08
02968134	PIN- CYL. ROD	\$128.97	02968722	WELDMENT, 21 DIPPER SECTION	\$2,204.18
02968139	WLDMT- CYL. LINK	\$1,768.98	02968801	MACHETE, 21 ASY	\$14,663.67
02968145	TUBING, HYDRAULIC-LIFT SECTION	\$214.91	02968802	ASSY, DIPPER CYLINDER	\$1,182.81
02968146	TUBING, HYDRAULIC-LIFT SECTION	\$200.49	02968803	BSHG TF 1-3/4OD X 1-1/2ID X 2	\$30.19
02968147	TUBING, HYDRAULIC-LIFT SECTION	\$207.66	02968804	BSHG TF-2-3/4OD X 2-1/2ID X 2	\$38.98
02968149	HOSE #6 - 6FJX - 6FJX - 84LG	\$72.27	02968805	LINKAGE ARM ASSEMBLY	\$436.54
02968150	HOSE #6 - 6FJX - 6FJX - 84LG	\$72.27	02968806	ASSY, TILT CYLINDER	\$893.28
02968151	HOSE #6 - 6FJX - 6FJX -140LG	\$88.07	02968807	RUBBER GROMMET	\$4.55
02968152	HOSE #6 - 6FJX - 6FJX -140LG	\$88.19	02968808	CORDURA SLEEVING - 54 LG	\$62.56
02968153	HOSE #6 - 6FJX - 6FJX -205LG	\$113.91	02968822	MANUAL OPS/PARTS BRAHMA	\$46.61
02968154	HOSE #6 - 6FJX - 6FJX -205LG	\$114.01	02968827	HOSE #16-16FJX -16FJX90- 52LG	\$212.67
02968155	HOSE #6 - 6FJX - 6FJX - 35LG	\$63.63	02968829	PLASTIC TIE R/W 4LG	\$0.79
02968156	HOSE #6 - 6FJX - 6FJX - 35LG	\$94.80	02968831	PLASTIC TIE B/W 4LG	\$0.79
02968157	HOSE #16-16FJX -16FJX - 50LG	\$207.66	02968834	PLASTIC TIE ORG 4LG	\$0.52
02968158	HOSE #16-16FJX -16FJX - 52LG	\$207.66	02968835	PLASTIC TIE O/W 4LG	\$0.57
02968159	HOSE #16-16FJX -16FJX90- 52LG	\$239.70	02968836	PLASTIC TIE YEL 4LG	\$0.53
02968160	HOSE #16-16FJX -16FJX90- 52LG	\$179.25	02968838	CYL ROD GUARD ASSEMBLY	\$283.50
02968164	HOSE #8 - 8FJX - 8FJX90- 15LG	\$74.93	02968840	ASY, SWING CYL GREASEABLE	\$883.14
02968165	HOSE #12-12FJX -12FJX -14.25	\$76.85	02968841	ASSY, LIFT CYLINDER	\$1,416.92
02968166	STRAINER, 1-1/4 IN & 3/4 OUT	\$73.85	02968842	CAPLUG PLASTIC	\$0.77
02968167	ADP HYD STGHT 16MB - 8MJ	\$51.98	02968850	ADP HYD STGHT 8MB-6MJ	\$3.53
02968170	HOSE #16-16FJX -16FJX - 54LG	\$150.33	02968859A	ASY, SPINDLE HOUSING-SPLINED	\$2,076.64
02968197	PIN-CYL ROD	\$130.57	02968862	HOSE #6 - 6FJX - 6FJX -145LG	\$93.53
02968245	PLATE- CLAMP	\$89.49	02968863	HOSE #6 - 6FJX - 6FJX -145LG	\$93.18
02968262	WLDMT. FRONT GUARD	\$411.88	02968864	HOSE #6 - 6FJX - 6FJX -240LG	\$127.49
02968274	PIN- MOWER HEAD MT.	\$255.15	02968865	HOSE #6 - 6FJX - 6FJX -240LG	\$128.01
02968275	PIN- MOWER HEAD LINK	\$194.03	02968867	SHCS 3/4 NC 3-1/2 PL8	\$9.85
02968299	HOSE #6 - 6FJX - 6MJ -105LG	\$106.21	02968871	PIN-DIPPER MAIN WELD.	\$186.65
02968301	HOSE #4 - 4FJX - 4MJ -105LG	\$98.32	02968874	HOSE #16-16FJX-16FJX-60LG	\$342.59
02968302	HOSE #16-16FJX -16FJX -113LG	\$339.12	02968875	HOSE #16-16FJX-16FJX45-68LG	\$378.65
02968303	SLEEVING-110LG.	\$198.34	02968876	HOSE #16-16FJX -16FJX45- 60LG	\$258.44
02968308	WELDMENT-HOSE CLAMP	\$309.45	02968877	HOSE #4-4FJX-4FJX-80LG	\$66.60
02968310	MT.KIT, FORD 4600, 4610, 4630	\$6,655.74	02968878	HOSE #4-4FJX-4FJX-88LG	\$70.56
02968338	WLDMT- MOWER HEAD MTG.	\$6,119.07	02968879	CAP, ASY, FILLER/BREATHER	\$109.41
02968349	MT.KIT, FORD 56, 66, 7610 S	\$7,727.79	02968880	GAUGE, SIGHT/TEMPERATURE	\$76.15
02968524	KIT, 60 B/A BLADES	\$181.29	02968894	PLASTIC TIE RED 11LG	\$1.03
02968528	KIT, 60 SQ HD SKID SHOES	\$245.07	02968895	PLASTIC TIE BLUE 11LG	\$1.62
02968529	KIT, 50 SQ HD SKID SHOES	\$223.97	02968896	PLASTIC TIE ORANGE 11LG	\$1.03
02968532	KIT, F/A BLADES	\$901.53	02968915	MANUAL OPERATORS/PARTS MB21	\$44.71
02968541	KIT, SHD SKID SHOES	\$143.64	02968915P	MANUAL , PARTS MACHETE	\$39.13
02968542	KIT, BEARING MOTT 700493 GBOX	\$176.39	02968922	PRESSURE FILTER HEAD	\$163.56
02968559	PIN- CYL BASE	\$194.07	02968923	FILTER, ASY, PRES ELEMENT	\$115.70
02968561	WLDMENT- HEAD LINK PIN	\$243.76	02969016	WELDMENT, FRAME-4WD	\$5,648.09
02968610	SEAL KIT	\$84.48	02969032	WELDMENT, TANK & PUMP COVER	\$583.00
02968612	SEAL KIT	\$56.09	02969043	PIPE ELBOW 24FP-24FP 45	\$17.70

SOME PARTS SHOWN MAY NOT BE AVAILABLE FOR SALE TO ALL DEALERS. SEE DEALER AGREEMENT FOR DETAILS.

**ALAMO INDUSTRIAL REPAIR & REPLACEMENT PARTS PRICE LIST - F.O.B. POINT OF SHIPMENT
EFFECTIVE 02-15-11**

PART #	DESCRIPTION	LIST PRICE	PART #	DESCRIPTION	LIST PRICE
02969107	HYD MOTOR, CAST IRON	\$2, 172.20	02969480	MACHETE, SVC. MANUAL	\$36.23
02969111	MANUAL PARTS EAK II	\$39.12	02969508	ADP HYD STGHT 22MM - 10MJ	\$128.01
02969111C	OPS MANUAL EAKII, CANISTER	\$35.16	02969509	ADP HYD ELBOW 12MM - 4MJ 90DEG	\$176.38
02969111P	EXTEND-A-KUT II PRTS MAN 04-04	\$35.16	02969517	SPODL HSG & MTR.50BA FOR 28	\$3, 245.03
02969113	PLATE, BATTERY MOUNTING	\$230.77	02969527A	PISTON PUMP CCW 3.0 CID HYSTAT	\$2, 775.25
02969121	HOSE #4 - 4FJX - 4FJX -184LG	\$91.90	02969528	WELDMENT, RAIL LH, 4WD	\$1, 314.88
02969122	HOSE #4 - 4FJX - 4FJX -184LG	\$91.48	02969551	BLOCK, SLIDE BEARING	\$31.17
02969123	HOSE #4 - 4FJX - 4MJ - 66LG	\$61.93	02969552	BLOCK, SLIDE BEARING	\$28.91
02969124	HOSE #4 - 4FJX - 4MJ - 66LG	\$61.48	02969553	BLOCK, SLIDE BEARING	\$49.67
02969125	HOSE #4 - 4FJX - 4MJ -105LG	\$79.08	02969564	HOSE #16-16FJX -16FJX - 60LG	\$197.29
02969126	HOSE #4 - 4FJX - 4MJ -105LG	\$79.43	02969565	HOSE #16-16FJX -16FJX - 60LG	\$209.48
02969128	JOYSTICK, DUAL AXIS REMOTE	\$141.51	02969581	HITCH POST WELDMENT	\$1, 973.48
02969129	KIT, CABLE CONNCTN-KA-18 VALVE	\$72.55	02969602	WELDMENT, CWT TIE ROD	\$209.25
02969130	CABLE REM CTRL 72" RVC-VLV KIT	\$143.49	02969607	SPINDLE HOUSING & MOTOR	\$3, 070.05
02969151	WLDMT. MOWER DP. DECK-VERSA	\$5, 769.75	02969614	SWITCH, MOMENTARY	\$33.94
02969161	LOCKNUT	\$2.47	02969678	HOSE #16-16FJX -16FJX45- 74LG	\$294.00
02969162	LOCKNUT	\$12.26	02969700	SEAL KIT 3-1/2BORE X 1-1/2 ROD	\$90.06
02969163	PISTON	\$54.43	02969711	INCLINOMETER, 20 DEG-20 DEG	\$312.54
02969165	ROD WELDMENT	\$583.00	02969721	CABLE VALVE CONTROL (120 LG)	\$424.88
02969167	HEAD GLAND CAP	\$47.70	02969724	CABLE, ASY & ADAPTER	\$463.95
02969168	SHSS 5/16NC 1/4	\$5.33	02969725	MOTOR HYD GEAR 9CIR SPLINED	\$2, 958.04
02969169	ROD WELDMENT	\$560.94	02969728	HEXB METRIC 6-P1.0 - 20MM PL8	\$0.68
02969173	PISTON	\$153.43	02969739	WELDMENT, FRONT MOUNT-LH	\$691.18
02969174	ROD WELDMENT	\$1, 683.48	02969740	WELDMENT, FRONT MOUNT-RH	\$1, 039.77
02969175	HEAD GLAND CAP	\$137.09	02969747	STRAP, AXLE MOUNTED	\$199.65 [®]
02969176	HEAD GLAND	\$235.74	02969813	HOSE #16-16FJX -16FJX -108LG	\$336.11
02969177	ROD WELDMENT	\$977.63	02969814	HOSE #16-16FJX -16FJX -108LG	\$336.11
02969230	ASY, BLADE BAR W/BLADES	\$1, 457.63	02969815	HOSE #16-16FJX -16FJX -108LG	\$124.99
02969232	LEAF, BLADE BAR-MIDDLE	\$200.21	02969816	BRACKET, JOYSTICK MOUNT	\$196.71
02969233	LEAF, BLADE BAR-BOTTOM	\$612.99	02969827	HHCS 3/4 NC 3-3/4 PL8	\$10.06
02969234	FLAT WASHER 1-1/4 HARDENED PL	\$12.26	02969850	CORDURA SLEEVING 100	\$206.07
02969235	HHCS 1-1/4 NC 3 PL8	\$23.21	02969851	SPACER, 1-11/16	\$10.39
02969236	HHCS 1-1/4 NC 2-1/4 PL8	\$30.44	02969860	ASY, MOTOR & SPINDLE VM60	\$3, 711.30
02969295	BAR-FRONT SUPPORT	\$82.93	02969862	GEAR HOUSING	\$388.08
02969340	WIRE HARNESS	\$843.35	02969863	GEAR SET	\$614.88
02969377	MACHINE SCREW, SLOTTED WASH	\$0.77	02969888	WLDMNT, TANK COVER EXTENSION	\$594.13
02969382	WELDMENT, HYDRAULIC TANK	\$1, 773.40	02969914	WLDMT, SWIVEL	\$1, 182.32
02969384	WELDMENT, CWT FORD 4WD CAB	\$4, 834.99	02969917	MACH METRIC 5-P0.8 - 12MM	\$0.29
02969391	HOSE #16-16FJX -16FJX - 56LG	\$210.06	02969925	KIT, DIPPER PIN 02966761	\$167.87
02969398	ORIFICE, .055 ONE-WAY RESTRCTR	\$19.42	02969935	NUT, #16 1-5/16-12 BULKHEAD	\$5.33
02969399	ORIFICE, .040 ONE-WAY RESTRCTR	\$19.42	02969951	PIN, SLOPEMOWER 1X4-9/16 W/HOLE	\$51.09
02969401	ADP HYD ELBOW 10FJX - 8MJ 90	\$24.95	02969952	PIN 1 X8-1/4 CHROM	\$58.08
02969402	ADP HYD STGHT 4 MB - 4FJX	\$14.43	02969953	PIN, SLOPEMWR 1-1/2 X 6-1/4	\$243.81
02969403	HOSE #8 - 8FJX - 8FJX90-142LG	\$423.05	02969957	PIN, SLOPEMWR 1 X 7-1/2 W/HOLE	\$71.08
02969406	VALVE SHUTTLE TEE 4MJ-4MJ-4MJ	\$266.18	02969960	COVER, SPRING GUARD 50	\$103.64
02969418	HOSE #16-16FJX -16FJX - 66LG	\$207.66	02969980	WLDMT, DIPPER PIN THREADED	\$104.87
02969419	HOSE #16-16FJX -16FJX - 66LG	\$207.66	02969983	WELDMENT, IDLER ARM GG74	\$574.77
02969420	HOSE #16-16FJX -16FJX - 62LG	\$149.35	02969987	BUSHING, SPRING TENSION	\$44.37
02969440	HOSE #8 - 8FJX - 8FJX90-140LG	\$114.01	02969988	KIT, RETRO FIT, TURNING ARM	\$133.30
02969443	DRIVELINE, 1 X 1 X 24	\$462.19	02970065	LOCKWASHER, 8MM	\$0.46
02969462	WLDMT, HEAD MOUNTING	\$2, 103.57	02970066	LOCKWASHER, 18MM	\$2.44
02969463	HOSE #16-16FJX -16FJX - 60LG	\$298.80	02970079	LOCKWASHER, 16MM	\$0.34
02969464	ADP HYD STGHT 16FJ-8MJ	\$22.97	02970086	TUBE, CROSSMEMBER-RAIL	\$215.70
02969469	HOSE #4 - 4FJX - 4FFX90- 41LG	\$63.86	02970098	WELDMENT, SPLINE COUPLING	\$178.66
02969473	WELDMENT-MOTOR ADJUSTMENT	\$137.79	02970115	WELDMENT, RAIL STIFFNER	\$347.72
02969478	WELDMENT-HITCH POST	\$800.92	02970116	TUBE, FRAME MOUNTING	\$270.46

SOME PARTS SHOWN MAY NOT BE AVAILABLE FOR SALE TO ALL DEALERS. SEE DEALER AGREEMENT FOR DETAILS.

**ALAMO INDUSTRIAL REPAIR & REPLACEMENT PARTS PRICE LIST - F.O.B. POINT OF SHIPMENT
EFFECTIVE 02-15-11**

PART #	DESCRIPTION	LIST PRICE	PART #	DESCRIPTION	LIST PRICE
02970118	KIT, FRAME RAIL SUPPORT	\$850.50	02970609	ADP HYD STGHT 12FJ - 8MJ	\$5.06
02970119	WELDMENT, LH RAIL	\$1,036.56	02970647	HHCS 3/4 NC 13 PL8	\$28.32
02970136	PIN, SLOPEMWR 1-1/2 X 10-1/8	\$206.64	02970679	DRIVELINE 1-15 x 1-15 x 26.875	\$428.25
02970138	GUSSET, REAR RAIL MOUNT	\$139.99	02970704	NUT, SOLENOID RETAINING NUT	\$21.80
02970195	WLDMT, BLADE BAR	\$654.83	02970705	HOSE #8 - 8FJX - 8FJX - 72LG	\$75.76
02970197	BEARING, 1-3/4 X 1-1/2 X 2-1/2	\$79.35	02970709	PLATE, INSIDE PLATE	\$77.63
02970204	WIRE HARNESS-PUMP CONTROL	\$103.90	02970710	HYD CYL, 1-1/2BORE X3-3/4	\$955.58
02970205	ADAPTER, WIRE HARNESS	\$17.50	02970710A	HYD CYL 1-1/2BORE X 3-3/4	\$428.14
02970206	KIT, SOLENOID SERVO CONTROL	\$1,507.36	02970712	PLATE, CYLINDER LUG	\$57.54
02970207	ASY, SOLENOID SERVO CONTROL	\$1,312.19	02970713	PLATE, CYLINDER LUG BASE	\$50.54
02970209	GASKET, CONTROL HOUSING	\$27.00	02970725	HUB QD-SF 1-1/8DIA.BORE	\$135.11
02970236	PLATE, CONSOLE	\$78.75	02970752	TIE ROD, 5/8 UNF X 20LG GR.8	\$19.93
02970266	WLDMT, BRG COVER	\$380.42	02970753	PLATE, MOTOR SUPPORT	\$303.16
02970268	PLATE, BRNG	\$12.03	02970758	WEIGHT, WHEEL 1300LBS	\$3,518.12
02970269	PLATE, BRNG	\$5.07	02970763	MOTOR, PISTON-2.48 CU.IN./REV	\$1,601.73
02970270	PLATE, BRNG	\$19.24	02970768	MANUAL ARCHIVED MACHETE	\$39.17
02970292	SPACER, SPINDLE HOUSING 1.3/4IN	\$812.83	02970818	WLDMT, DRIVE SPROCKET	\$566.01
02970299	FLAIL AXE 48"(BELT DRIVEN), A-B	\$10,712.89	02970848	WELDMENT, 21LIFT SECTION	\$8,998.87
02970300	FLAIL AXE (BELT DRIVEN), 48"	\$13,358.63	02970849	WELDMENT, 21DIPPER SECTION	\$5,507.23
02970301	WELDMENT, FLAIL AXE HEAD	\$2,268.66	02970850	WELDMENT, 24LIFT SECTION	\$6,836.32
02970302	WDMT, HITCH POST, FLAIL AXE	\$441.47	02970851	WELDMENT, 24DIPPER SECTION	\$5,515.78
02970303	WELDMENT, HITCH POST, FLAIL AXE	\$841.43	02970870	HOSE #8 - 8FJX - 8FJX90- 20LG	\$72.13
02970317	PLATE, MOTOR MOUNT	\$686.88	02970877	SHCS METRIC 16-P2.0 - 50MM	\$11.80
02970324	PLATE, HITCH POST CLAMP	\$141.39	02970880	PLATE, JOYSTICK MOUNT	\$253.36
02970325	PLATE, COVER, BELT & PULLEY	\$98.00	02970916	PISTON PUMP CW 3.0 CID HYSTAT	\$4,769.71
02970326	ROD, HINGE, F/A DOOR	\$57.51	02970917	ASY, LINK	\$330.57
02970327	WLDMT, FRONT RAIL SUPT, MF383	\$350.44	02970918	ASY, ACTUATOR	\$1,442.45
02970426	ADAPTER, SPLINED HUB	\$1,154.39	02970925	WLDMT. ADJUST LINK	\$203.44
02970427	SEAL KIT FOR 02965872 VALVE	\$111.66	02970950	WDMT, PRESSURE TUBE	\$513.91
02970440	DRIVELINE, 1 X 1 X 23-3/16	\$457.38	02970951	ADP HYD BLKHD 4MJ - 4MJ 45 DEG	\$27.50
02970442	WLDMT, BOOM EXTEN-A-KUT II	\$3,043.99	02970952	PIN, SLOPEMWR 1X 10-1/4 CHROME	\$90.16
02970451	HHCS 7/16NC 4-1/2 PL8	\$4.91	02970955	ASY, ROLLER	\$360.62
02970453	SUCT/HOSE #20- PL ENDS 53LG	\$116.72	02970956	BEARING 1-1/4 X 1 X 2-1/2 LG	\$65.77
02970454	HOSE #16-16FJX -16FJX90- 82LG	\$269.22	02970957	BEARING 1 X 3/4 X 3/4 LG	\$20.39
02970455	ASY, HYDRAULIC-EXTEN-A-KUT II	\$2,165.94	02970959	ASY, SHEAVE	\$110.96
02970459	RING, SEAL PROTECTOR (MACHETE)	\$43.00	02970962	WLDMT, PIN	\$64.10
02970460	ASY, BLADE BAR W/BLADES	\$2,256.30	02970966	CONNECTOR, ELECTRIC-2 CONTACT	\$0.63
02970461	BRACKET, REAR GUARD	\$67.75	02970968	TERMINAL, ELECTRIC-INTERNAL	\$0.45
02970465	WELDMENT, DOOR, FLAIL AXE	\$529.92	02971013	BEARING, 2 BOLT FLG 1-3/8 SHFT	\$242.53
02970466	ADP HYD TEE 16FJX-16MJ-16MJ	\$45.26	02971014	BEARING, 2 BOLT FLG 1-1/2 SHFT	\$294.26
02970497	HHCS M20-P2.5 X 120MM PL10.9	\$19.93	02971017	HOSE #16-16FJX -16FJX - 72LG	\$219.24
02970503	HHCS M20-P2.5 X 130MM PL10.9	\$26.22	02971018	HOSE #16-16FJX -16FJX - 74LG	\$224.23
02970515	WELDMENT, STABILIZER BRACKET-	\$309.81	02971022	WLDMT, PRESSURE TUBE	\$729.50
02970525	DRIVELINE, 1 X 1 X 22.48	\$186.32	02971053	HOSE #16-16FJX -16FJX -296LG	\$331.62
02970537	HUB, QD-SF 1DIA.BORE W/KEY WAY	\$135.11	02971056	HOSE #4 - 4FJX - 4FJX -305LG	\$142.17
02970539	V-BELT	\$67.77	02971062	SPACER, HOSE	\$43.28
02970540	WELDMENT, ROLLER	\$1,006.90	02971094A	CYL 4BORE 22-1/4STROKE 2ROD	\$1,296.68
02970542	WHEEL WEIGHT 500 LBS	\$1,663.81	02971095	ASY, HYDRAULIC CYLINDER	\$2,108.29
02970544	DRIVESHAFT 1SPLINE X 19.66LG	\$325.28	02971096	HEXB METRIC 20-P2.5 - 80MM	\$7.31
02970574	ASY HEAD, W/PAN BLD EAK II	\$9,699.75	02971097	HHCS M20-P2.5 X 90MM PL10.9	\$40.31
02970583	SHSS 3/8-NF X 1-1/2 PL5	\$5.64	02971098	WELDMENT, BOOM REST JD72, 7400	\$1,936.96
02970585	WELDMENT, SKID SHOE	\$215.62	02971100	HHCS 1 NC 13 PL8	\$100.75
02970586	WASHER, 2OD, 7/16 ID X 3/16	\$37.30	02971101	ASY, SWIVEL BLOCK	\$59.22
02970595	HHCS 3/8 NC 2-3/4 PL8	\$1.54	02971110	CHAIN, #80 PITCH-275 PITCHS LG	\$427.76
02970602	HOSE #16-16FJX -16FJX - 23LG	\$162.28	02971111	CABLE, 1/4 DIA	\$39.63
02970603	HOSE #8 - 8MP - 8FJX - 24LG	\$86.89	02971115	CORDURA SLEEVE 286 LONG	\$236.02

SOME PARTS SHOWN MAY NOT BE AVAILABLE FOR SALE TO ALL DEALERS. SEE DEALER AGREEMENT FOR DETAILS.

**ALAMO INDUSTRIAL REPAIR & REPLACEMENT PARTS PRICE LIST - F.O.B. POINT OF SHIPMENT
EFFECTIVE 02-15-11**

PART #	DESCRIPTION	LIST PRICE	PART #	DESCRIPTION	LIST PRICE
02971116	CORDURA SLEEVE 18 LG	\$25.70	02971424	SEAL KIT, 02967241 RELIEF VALVE	\$25.57
02971117	MOTOR, HYD. EATON 104-1769	\$1,442.45	02971425	SEAL KIT, SOLENOID VALVE	\$6.66
02971121	MANUAL PARTS SLOPEMOWER	\$36.22	02971493	KIT, RETROFIT - 4 HANDLE	\$810.39
02971158	LOCKWASHER, 20MM	\$1.36	02971508	CLAMP	\$31.86
02971167	CHAIN, #80 PITCH - 191 PITCHS	\$444.15	02971509	WLDMT, CLAMP	\$108.19
02971169	HOSE #16-16FJX -16FJX -212LG	\$196.72	02971510	GUARD, HOSE	\$117.80
02971170	HOSE #16-16FJX -16FJX -212LG	\$230.11	02971512	PIN	\$13.10
02971174	HOSE #4 - 4FJX - 4FJX -149LG	\$118.29	02971529	BAR, FRONT MOUNT	\$246.42
02971180	CABLE, 1/4 DIA	\$51.29	02971530	PLATE, MOUNT	\$222.38
02971181	CHAIN, #80 PITCH 119 PITCHS	\$420.72	02971531	PLATE, SUPPORT	\$123.01
02971182	CABLE, 1/4 DIA.	\$56.41	02971532	HOSE #4 - 4FJX - 4FJX -221LG	\$123.48
02971186	CORDURA SLEEVE 180	\$203.63	02971533	HOSE #4 - 4FJX - 4FJX -221LG	\$133.25
02971188	BRACKET, ARM REST MOUNT	\$99.17	02971538	PLATE, BOOM REST	\$180.31
02971189	PLATE, CONTROL STICK EXTENSION	\$105.24	02971541	SPACER, HOSE	\$51.09
02971190	BRACKET, PIVOT MOUNT	\$199.86	02971542	SPACER, HOSE	\$70.23
02971191	WELDMENT, SWITCH MOUNT	\$149.17	02971556	PLATE, VALVE MOUNT	\$230.10
02971197	CABLE REM CTRL 48" RVC-VLV KIT	\$103.59	02971564	GUARD	\$279.00
02971198	CABLE REM CTRL 60" RVC-VLV KIT	\$108.01	02971569	WASHER, WHL WGT	\$45.56
02971199	CABLE REM CTRL 102" RVC-VLV KT	\$209.79	02971574	CARTRIDGE, RELIEF, 4000 PSI	\$279.12
02971200	CABLE REM CTRL 48" RVC-BLKHD	\$126.21	02971580	WLDMT SWIVEL MOUNT	\$878.46
02971201	CABLE REM CTRL 60" RVC-BLKHD	\$104.74	02971599	SKID SHOE	\$107.49
02971202	CABLE REM CTRL 72" RVC-BLKHD	\$129.60	02971601	WLDMT DOOR	\$1,190.59
02971203	CABLE REM CTRL 102" RVC-BLKHD	\$138.50	02971701	NUT SLOT 1-3/8 12NF PLB	\$34.30
02971207	KIT, VALVE CONTROL HANDLE-VERT	\$240.27	02971702	FLATWASHER 1-3/8 TYPE B NARROW	\$8.59
02971243	CONTROL, ASY, SNGL AXIS	\$129.15	02971703	WELDMENT, PIN - 14-15/16LG	\$145.10
02971260	ARM REST, ASY	\$114.20	02971705	WELDMENT, PIN - 12LG	\$150.74
02971266	WELDMENT, BRACKET-VALVE	\$365.14	02971708	PIN, SLOPEMWR 1-1/2 X 8-3/16	\$249.48
02971272	HHCS 5/16NC 9-1/2 PL5	\$26.48	02971709	PIN, SLOPEMWR 1 X 9-1/2	\$59.62
02971274	KIT, CABLE CONNECTION-VALVE	\$48.85	02971710	PIN, 1-1/2 X 6-1/4 CHROME	\$68.00
02971283	VALVE, ASY	\$1,502.55	02971712	PIN, SLOPEMWR 1-1/2 X 5-1/2	\$66.43
02971288	HOSE #4 - 4FJX - 4FJX -221LG	\$123.48	02971715	PIN, SLOPEMWR 1 X 4-9/16	\$53.65
02971289	HOSE #4 - 4FJX - 4FJX -221LG	\$123.69	02971720	WELDMENT, PIN - 11-1/2LG	\$123.21
02971292	HOSE #4 - 4FJX - 4FJX -240LG	\$137.55	02971725	WELDMENT, ROD-FLAIL AXE DOOR	\$231.71
02971299	HOSE #4 - 4FJX - 4FJX -149LG	\$118.55	02971727	HOSE #4 - 4MB - 6MJ - 83LG	\$80.37
02971300	HOSE #4 - 4FJX - 4FJX -149LG	\$118.29	02971728	HOSE #4 - 4MB - 6MJ -15.75	\$57.69
02971301	HOSE #4 - 4FJX - 4FJX -149LG	\$118.55	02971729	RETAINER, SPOOL SEAL	\$5.20
02971342	HEXB M20-P2.5 - 45MM PL10.9	\$9.49	02971731	COIL SOLENOID 12VDC	\$73.71
02971356	MACHINING, HUB ADAPTOR-JD5500	\$1,266.09	02971745	ASY, BLADE BAR 50 SLPMWR	\$871.48
02971358	SPACERS, MACHINED	\$315.29	02971746	BSHG 2-1/4 X1-1/2 X1-1/4	\$49.55
02971359	BUSHING ALIGNMENT	\$92.56	02971748	WELDMENT, PIN 1-1/2 X 7-5/16	\$97.18
02971378	VALVE, ASY, C-CTR 5 SPL	\$10,956.38	02971749	WELDMENT, PIN 1-1/2 X 4-7/8	\$89.34
02971379	VALVE, ASY, O-CTR 5 SPL	\$10,805.32	02971750	PIN, 1-1/2 X 7-3/4 CHROME	\$71.59
02971379RB	VALVE ASY, O-CTR 5 SPL REBUILT	\$5,108.67	02971751	PIN, 1-1/2 X 5-3/16 CHROME	\$35.58
02971381	WIRE HARNESS	\$607.49	02971752	PIN, 1-1/2 X 6-11/16 CHROME	\$65.50
02971387	WLDMT, LEAF BLADE BAR TOP	\$302.75	02971753	PIN, 1-1/2 X 7-9/16 CHROME	\$78.96
02971388	ASY. BLADE BAR W/BLADES AND	\$2,094.75	02971754	PIN, 1-1/2 X 8-5/16 CHROME	\$41.28
02971389	BLADE TOP 5	\$3,498.51	02971755	PIN, 1-1/2 X 9-9/16 CHROME	\$62.99
02971390	BLADE BOTTOM 5	\$3,479.12	02971756	PIN, 1-1/2 X 9 CHROME	\$67.31
02971391	BLADE TOP 7	\$4,200.56	02971779	SPACER, PULLEY ADAPTER	\$24.05
02971392	BLADE BOTTOM 7	\$4,248.68	02971788	ROD, ALL THREAD	\$45.26
02971398	BEARING 5 SLIDE	\$156.27	02971789	KIT, WHEEL WGT & MNTING 1300#	\$4,010.65
02971399	BEARING 7 SLIDE	\$178.50	02971793	STRAP AXLE MOUNT	\$192.82
02971400	BSHG 1.172 X .765 X .844	\$56.57	02971815	ADAPTER, PULLEY, MACHINED	\$691.05
02971401	BAR, BLADE	\$1,118.63	02971881	BUSHING	\$156.24
02971413	BOOM REST, FORD 40 SERIES	\$2,021.88	02971911	ASY, PUMP EAK2	\$1,353.21
02971423	HYD CYLINDER 3 BORE X 5.88	\$587.36	02971917	BLADE BAR	\$854.36

SOME PARTS SHOWN MAY NOT BE AVAILABLE FOR SALE TO ALL DEALERS. SEE DEALER AGREEMENT FOR DETAILS.

**ALAMO INDUSTRIAL REPAIR & REPLACEMENT PARTS PRICE LIST - F.O.B. POINT OF SHIPMENT
EFFECTIVE 02-15-11**

PART #	DESCRIPTION	LIST PRICE	PART #	DESCRIPTION	LIST PRICE
02971919	ASY, BLADE BAR	\$1,777.28	02972442	GUARD, BEARING	\$160.66
02971928	WLDMT HITCH POST MACHETE	\$1,202.04	02972456	DRIVELINE 1 X 1 X 10-1/2	\$599.83
02971945	WELDMT 50 MOWER DECK	\$7,283.22	02972467	ASY BLADE BAR 60 GRASS BLADE	\$550.10
02971963	WELDMENT, DOOR	\$703.20	02972470	BAR BLADE LEAF	\$286.84
02971969	WLDMT, CWT JD 6000 SERIES	\$6,974.10	02972483	WELDMENT POWER UNIT MOUNT	\$511.32
02971971	PLATE, VALVE MOUNT	\$167.39	02972487	U-BOLT ROUND BEND 3/8-16UNC	\$8.22
02972016	RETURN LINE, 90 DEG A-BOOM	\$194.85	02972488	WIRE HARNESS REMOTE WING	\$113.26
02972039	WLDMT CASTER ARM REAR	\$607.26	02972489	SWITCH KEY LOCK-ON/OFF W/TWO	\$45.04
02972041	WLDMT CASTER ARM FRONT	\$811.38	02972490	MOTOR POWER UNIT PUMP/DC	\$2,350.35
02972048	PLATE, MID-MOUNT JD5500 2WD	\$130.37	02972504	DIVIDER FLOW GEAR TYPE FD30	\$3,305.61
02972049	PLATE, FRONT MOUNT-JD5500 2WD	\$119.35	02972507	WELDMENT PIN	\$120.21
02972064	ADP HYD ELBOW 16MB - 8MJIC 90	\$18.63	02972512	FRONT COVER 7	\$312.54
02972094	SEAL KIT, VALVE BLOCK TO MOTOR	\$13.72	02972518	PIPE TEE 8MP - 8FP - 8FP	\$26.66
02972096	GUARD	\$232.54	02972549	VALVE INVERSION W/PUSH BUTTON	\$1,502.55
02972112	ADP HYD STGHT 8FB - 6MB	\$57.29	02972558	HHCS 1 NC 16 PL8	\$100.24
02972113	ADP HYD STGHT 10MB - 8FB	\$44.09	02972560	HOSE SUCT #24 -180LG	\$396.04
02972115	ADAPTER, WIRE HARNESS	\$22.82	02972567	FRAME TIMBER CAT-MACHETE	\$1,746.21
02972118	DRIVELINE, 1 X 1 X 10-1/2 LG	\$567.60	02972568	MANIFOLD BLOCK	\$142.23
02972126	BAR BLADE	\$538.09	02972569	RELIEF VALVE LOW PRESS 160 PSI	\$331.12
02972128	PIN, 2-1/2 OD X 20-11/16 LONG	\$462.42	02972570	HIGH ALLOY, L/W 3/4 YZ KG	\$1.41
02972137	TURNING ARM, MACHINED	\$2,404.08	02972571	BAR FRAME SIDE MOUNT	\$293.43
02972139	PIN SLOPEMOWER	\$68.34	02972573	HOSE #20-20FJX90-20FJX - 58LG	\$474.81
02972141	DEFLECTOR 50 FRONT	\$101.75	02972574	HOSE #20-20FJX90-20FJX - 67LG	\$510.87
02972151	DEFLECTOR 50 REAR	\$118.28	02972580	ASY MOTOR & SPINDLE	\$2,659.13
02972152	SEAL KIT	\$88.52	02972595	LUG DOOR CYLINDER BASE	\$82.88 [®]
02972156	PLATE, COVER 26-1/2 LG	\$93.76	02972606	HOSE #16-16FJX -16FJX - 62LG	\$167.39
02972157	PLATE, COVER 36 LG	\$146.83	02972609	KIT WHEEL WEIGHT 500#	\$1,926.75
02972158	PLATE, COVER 42 LG	\$150.25	02972609B	KIT WHEEL WEIGHT 500#	\$1,899.29
02972159	ADP HYD STGHT 8FB - 8MB	\$85.05	02972669	HOSE #4 - 4FJX - 4FJX90-109LG	\$124.52
02972174	SEAL, KIT	\$126.21	02972678	SPRING FILTER CARTRIDGE	\$9.37
02972176	ASY, VALVE-OCFD 5 SPOOL	\$17,757.84	02972719	HOSE #8 - 8FJX - 8FJX90- 66LG	\$94.50
02972177	ADP HYD STGHT 10MB - 6MJ	\$6.67	02972722	STUD- 1/2-13UNC X 2-1/2 LG	\$6.47
02972178	ADP HYD ELBOW 5MB - 4MJ 90 DEG	\$11.80	02972723	WELDMENT BAR DOOR LOCK	\$164.27
02972179	ADP HYD STGHT 10MB - 4MJ	\$28.91	02972726	WELDMENT PIN 3/4X1-3/4LG	\$113.26
02972180	ADAPTER, HYD, STGHT	\$22.63	02972750	FB BRACKET	\$80.05
02972185	ASY SWIVEL SLOPEMOWER	\$1,016.77	02972751	SKID SHOE	\$105.97
02972208	USE 02984732	\$190.98	02972768	ADP HYD PLUG 10MB	\$12.70
02972208A	ASY 2-WAY NC SOLENOID VALVE	\$194.01	02972780	PULLEY ADAPTOR MACH JD5500	\$1,007.58
02972211	KIT, TURNING ARM REPLACEMENT	\$2,139.48	02972783	HOSE #16-16FJX -16FJX90- 68LG	\$266.44
02972218	PIN, 1 X 9 CHROME W/HOLE	\$93.08	02972784	HOSE #16-16FJX -16FJX - 61LG	\$153.89
02972219	ASY SPRING & CHAIN SLOPEMOWER	\$359.82	02972791	FB BRACKET FOR MANIFOLD	\$72.13
02972261	BOLT ADJUSTING	\$152.27	02972792	SEAL KIT, OUTLET	\$22.38
02972262	SPRING 2 LG X .600 OD	\$4.67	02972793	SEAL KIT WORK SECTION	\$75.83
02972267	HOSE #8 - 8FJX - 8FJX90-112LG	\$169.21	02972794	SEAL KIT GC WORK SECTION	\$61.35
02972278	HOSE #20-20FJX -20FJX - 96LG	\$295.03	02972795	SEAL KIT MAIN RELIEF	\$21.86
02972281	BUSHING DRIVER	\$194.25	02972796	ADP HYD STGHT 10MB-10MB	\$14.43
02972282	BUSHING DRIVER	\$265.99	02972797	HOSE #8 - 8FJX - 8FJX90- 17LG	\$48.46
02972344	MACHINING, CYL HUB, JD 7610	\$90.62	02972798	HOSE #8 - 8FJX - 8FJX -19.50	\$56.03
02972352	WELDMENT BOLT	\$70.84	02972799	HOSE #8 - 8FJX - 8FJX90- 22LG	\$58.92
02972353	WLDMT CYLINDER MNT ROD END	\$880.50	02972800	HOSE #8 - 8FJX - 8FJX -14.75	\$60.51
02972363	FRONT COVER 5	\$342.59	02972806	ADAPTER, SPECIAL	\$82.93
02972373	WELDMENT HITCH POST	\$1,429.23	02972807	SHCS 5/16NC 2	\$1.75
02972423	HOSE #8 - 8FJX - 8FJX -112LG	\$85.16	02972815	WELDMENT HITCH POST A/B TCAT	\$1,232.10
02972427	ASY CG DUAL 6 FRONT V/M	\$721.23	02972816	MACHINED PIVOT LINK	\$338.83
02972428	ASY CG DUAL 6 REAR V/M	\$721.23	02972817	ADP HYD ELBOW 10MB - 8MJ 45DEG	\$15.87
02972440	BAR BLADE BTM LEAF	\$546.90	02972835	OLD CARTRIDGE VALVE W/O COIL	\$203.31

SOME PARTS SHOWN MAY NOT BE AVAILABLE FOR SALE TO ALL DEALERS. SEE DEALER AGREEMENT FOR DETAILS.

**ALAMO INDUSTRIAL REPAIR & REPLACEMENT PARTS PRICE LIST - F.O.B. POINT OF SHIPMENT
EFFECTIVE 02-15-11**

PART #	DESCRIPTION	LIST PRICE	PART #	DESCRIPTION	LIST PRICE
02972836	OLD STYLE COIL (SQUARE)	\$123.21	02973593	PLATE FRONT PUMP MOUNT	\$114.20
02972837	KIT ADJ SERVO STOP	\$166.76	02973652	SPACER 5/8 THK	\$141.51
02972885	BRACKET REAR GUARD RH	\$56.34	02973667	HOSE #16-16FJX -16FJX - 62.5	\$206.11
02972910	ADP HYD CAP 8FJ	\$3.92	02973668	HOSE #16-16FJX -16FJX - 62.5	\$206.07
02972922	LOWER SEAL NAT #415146	\$95.50	02973669	HOSE #16-16FJX -16FJX - 58.5	\$150.77
02972923	UPPER SEAL NAT #415953	\$89.96	02973675	MACHINED PULLEY ADAPTOR	\$216.37
02972926	BEARING NUT TAN-17	\$109.67	02973693A	TANK RAIL SHORT FORD SERIES	\$177.99
02972927	BEARING NUT WASHER TW-117	\$25.39	02973694A	WLDMT RH SHORT TK RAIL FORD TS	\$206.83
02972939	HEAVY DUTY FLARED BIT	\$67.31	02973697	AXLE STRAP MF 4245 4WD CAB	\$70.60
02972941	HEAVY DUTY CUP BIT	\$78.20	02973698	AXLE STRAP MF 4245 4WD CAB	\$40.04
02972943	KNIFE BLADE	\$266.49	02973712A	ASY DRIVELINE 7/8-13 SPLINE	\$739.26
02972944	BLADE BOLT	\$362.84	02973713	DRIVELINE 7/8-7/8-13 X 20-3/16	\$201.29
02972946	SET OF 2 TORRINGTON BUSHINGS	\$132.83	02973714	DRIVELINE 1 X 1 X 19.00	\$283.50
02972947	LOCKNUT STOVER 1-1/2NF GR C	\$131.71	02973757	BOLT BAG FORD TS SERIES 2/4WD	\$315.06
02972951	HOSE #4 - 4FJX - 4FJX - 78LG	\$64.35	02973782	VALVE FILTER BYPASS FOR MPF184	\$41.35
02972980	HOSE #8 - 8FJX - 8FJX - 80LG	\$74.74	02973792	CHAIN 3/8 WELDED GR8 30-32	\$34.68
02972981	HOSE #8 - 8FJX - 8FJX - 80LG	\$74.74	02973857	WLDMT DOOR BOOM AXE 60	\$784.35
02972982	HOSE #8 - 8FJX - 8FJX - 80LG	\$74.74	02973859	KIT ROUND DOOR	\$927.33
02972985	PUMP MOUNT PLATE FORD 8160	\$284.29	02973873	FSCS M20-P2.5 - 50MM PL8.8	\$17.25
02973007	BRACKET HOSE	\$41.60	02973891	PULLEY ADAPTOR JD 10 SERIES	\$481.22
02973124	HOSE #20-20FJX -20FJX - 68LG	\$380.02	02973896	DEFLECTOR DEBRIS REAR	\$105.58
02973125	HOSE #20-20FJX -20FJX90- 84LG	\$505.07	02973897	DEFLECTOR DEBRIS FRONT RH	\$95.43
02973159	WLDMT FRT MT FORD 60 SERIES	\$434.19	02973898	DEFLECTOR DEBRIS FRONT LH	\$65.66
02973161	ADP HYD STGHT 4 MFF - 4FJX	\$6.86	02973984	WLDMT, VALVE PEDESTAL 17"	\$100.49
02973181	KIT ACCUMULATOR - MACHETE	\$1,046.28	02973992	ADP, MACH PULLEY JD10 SERIES	\$597.86
02973223	MAIN RELIEF VALVE 2700+-100PSI	\$388.19	02974004	ELECTRICAL ACTIVATION MODULE	\$673.15
02973226	DRIVELINE 1 X 1 X 26-1/8	\$446.25	02974005	ELECTRICAL ACTIVATION MODULE	\$968.42
02973231	WLDMT RAIL RH NH 81, 82, 8360	\$1,676.31	02974027	SEAL KIT O RINGS (BETWEEN THE	\$33.14
02973256	WLDMT MOTOR MOUNT W/O STUDS	\$1,018.61	02974040	BOTTOM HINGE	\$157.22
02973291	PUMP GEAR - 0.840 CID	\$554.45	02974045	WLDMT HINGE FRAME TOP	\$65.25
02973292	PUMP GEAR - 1.020 CID	\$654.20	02974058	WINDOW KIT TS SERIES	\$4,395.27
02973301	COVER HYDRAULIC	\$146.83	02974058B	WINDOW KIT TS SERIES	\$5,052.18
02973304	LARGE BOOM WLDMT-4 BAR	\$4,931.70	02974060	CLAMP KIT TS SERIES DOOR FRAME	\$390.67
02973305	WINDOW KIT JD6000 CAB	\$3,780.00	02974119	BALL JOINT PIVOT BALLS FOR	\$8.82
02973313	ASY DITCHER FOR MACHETE	\$11,900.20	02974125	DRIVELINE 7/8-13X115X21.13LG	\$643.60
02973327	MACHINED DITCHER MOUNT	\$1,482.21	02974130	HOSE #6 - 4MP - 8MP - 93LG	\$45.64
02973328	PIN 1-1/4 DIA CR 13-3/8 LG	\$54.29	02974134	SEAL REPAIR KIT GP PUMPS	\$87.49
02973329	PIN 1-1/2 DIA CR 13-3/8 LG	\$125.78	02974138	HOSE #6 - 4MP - 8MP - 55LG	\$42.08
02973330	@MOTOR DITCHER FOR MACHETE	\$2,087.56	02974142	CWT COVER 23-28 A-BOOM	\$535.57
02973336	ASY SPINDLE	\$3,628.80	02974152	GASKET MOTOR FLANGE FOR	\$21.99
02973345	MOUNT KIT JD5500 CAB W/4WD	\$9,215.80	02974161	SEAL KIT FRONT FOR 02973330	\$57.32
02973406	DRIVELINE 1 X 7/8 X 22.63 LG	\$449.04	02974162	SEAL KIT REAR FOR 02973330	\$40.78
02973438	HHCS 3/4 NC 3-1/4 PL8	\$4.76	02974163	SEAL KIT COMPLETE FOR 02973330	\$99.99
02973455	DRIVELINE 1-7/8X19.88	\$406.60	02974181	RAIL GUSSET JD 6400 2/4WD	\$93.76
02973465	MOUNT REAR T/WHL LH	\$187.53	02974182	KIT RAIL GUSSET	\$288.49
02973505	SEAL KIT FOR 02971423 CYL	\$156.52	02974191	HOSE #8 - 8FJX - 8FJX90-116LG	\$106.54
02973522	WELDMENT SWING BAR	\$489.51	02974207	BUMPER	\$250.52
02973534	BUSHING 1.172ODX.765IDX.814LG	\$55.44	02974209	WLDMT 4 BLADE SAW BODY	\$759.89
02973547	SPROCKET 11D 18TH 1-7/8 TK	\$154.79	02974212	WLDMT SHIELD REAR	\$325.82
02973550	SPACER BLOCK 5/8 THK	\$49.62	02974224	HOUSING SPINDLE MACHINED	\$330.85
02973561	WLDMT LIFT SECTION 22/23	\$3,838.70	02974225	BRACKET TENSION ADJUSTMENT	\$23.69
02973575	SPOOL, ASY, POSITIONER	\$50.57	02974234	COLLAR BEARING PRELOAD	\$46.96
02973587	ADP HYD STGHT 16MJ - 16FJX	\$61.59	02974235	ASY SPINDLE	\$1,210.65
02973588	HOSE #16-16FJX -16FJX90 44LG	\$232.44	02974237	END CAP	\$226.13
02973591	WLDMT RAIL L/H FORD TS-SERIES	\$1,355.13	02974238	SPACER	\$338.28
02973592	WLDMT RAIL R/H FORD TS SERIES	\$1,324.37	02974239	SHEAVE POLY-V 20L6.00 W/GROOVE	\$266.19

SOME PARTS SHOWN MAY NOT BE AVAILABLE FOR SALE TO ALL DEALERS. SEE DEALER AGREEMENT FOR DETAILS.

**ALAMO INDUSTRIAL REPAIR & REPLACEMENT PARTS PRICE LIST - F.O.B. POINT OF SHIPMENT
EFFECTIVE 02-15-11**

PART #	DESCRIPTION	LIST PRICE	PART #	DESCRIPTION	LIST PRICE
02974240	BUSHING QD-SK 1-1/8	\$52.94	02974398	PIN FRAME TIE DOWN TV140	\$73.71
02974241	BELT POLY-V 615L10	\$100.56	02974406	HHCS 7/8 NC 9 PL8	\$18.30
02974272	FILLER NECK	\$57.29	02974444	VALVE END PL JD72, 7400, 72, 7410	\$1, 378.83
02974290	PLATE SIDE MOUNT RH TS SERIES	\$216.37	02974483	WLDMT ROUND DOOR 50 SQ HEAD	\$1, 463.13
02974291	PLATE SIDE MOUNT LH TS SERIES	\$198.34	02974500	LUG DOOR CYL	\$61.02
02974296	WELDMENT SWITCH MOUNT	\$187.27	02974658	CSSH 1/2 NC 2	\$6.47
02974299	ANGLE, MOUNT	\$84.15	02974659	CSSH 1/2 NC 3-1/2	\$18.15
02974300	@ASY HORIZONTAL KNIFE DRIVE	\$3, 374.91	02974664	WLDMT 50 SQUARE HEAD	\$4, 729.35
02974300A	ASY HORIZ KNIFE DRV 1"X1/4"KEY	\$2, 499.48	02974674	WLDMT 60SQ HD	\$3, 005.10
02974301	MOTOR GER. 2.8 CID 1SHAFT	\$616.05	02974704	WLDMT AXLE STABILIZER STRAP	\$264.74
02974301A	MOTOR GEROTOR 2.8CID 1"X1/4"KY	\$585.63	02974706	AXLE STRAP	\$121.64
02974302B	PUMP TANDEM GEAR 1.16/.50 CID	\$1, 188.05	02974718	DRIVELINE 1 X 7/8 X 26.375	\$819.79
02974303	@PUMP TANDEM GEAR 0.98/0.37CID	\$1, 130.09	02974760	RELEIF VALVE CARTRIDGE 2900PSI	\$212.47
02974303A	@PUMP TANDEM GEAR 0.98/.37 CID	\$901.53	02974786	ASY PULLEY ADAPTOR 7/8SHAFT	\$1, 141.94
02974303B	PUMP TANDEM GEAR 0.98/0.38 CID	\$895.53	02974805	WLDMT CWT TIE ROD	\$150.26
02974305	USE 02988789	\$578.13	02974812	HOSE #8 - 8FJX - 8FJX90-120LG	\$126.21
02974306	VALVE DIRECTIONAL CONTROL	\$1, 262.15	02974838	MECHANICAL ACTIVATION MODULE	\$186.39
02974307	FSCS 1/2 NC 2 GR8	\$7.50	02974840	WLDMNT DECK HY60 W/41 OFFSET	\$10,695.57
02974309	ASY FILTER W/INT FILLR/BREATHR	\$262.33	02974858	DRIVELINE 1 X 7/8 X 19.13 LG	\$188.52
02974310	FILTER ELEMENT 10-MICRON	\$86.34	02974861	HEAD, B/A W/GRASS BAR	\$10,030.73
02974311	FLYWHEEL HORIZONTAL KNIFE DRV	\$386.09	02974864	HEAD, ASY, W/RND DOOR	\$8, 320.94
02974312	SUCTION STRAINER 100 MESH	\$53.32	02974903	WLDMT MAIN FRAME	\$7, 229.25
02974313	BRACKET HYDRAULIC MOTOR ADP	\$291.05	02974929	WASHER M8	\$0.33
02974315	@ADAPTER, HUB	\$152.99	02974934	ADP HYD STGHT 16FJ-20MJ	\$58.28
02974315A	ADAPTER HUB 1"ID X 1/4" KEYWAY	\$131.94	02974962	BOOT TOGGLE SWITCH COVER	\$19.74®
02974316	INSERT NYLON DRIVE BRG CLAMP	\$20.52	02974995	WIPER SPOOL	\$5.53
02974317	STUD KNIFE DRIVE BEARING	\$252.59	02974996	WASHER RETAINER PLATE	\$6.09
02974318	WIRE HARNESS SINGLE	\$158.63	02975000	ADP HYD STGHT 12MJ - 27MM	\$22.84
02974319	BREATHER ELEMENT 10-MICRON	\$42.25	02975001	END PLATE M.F. 4245 MACHETE	\$393.66
02974320	HOSE #8 - 8FJX - 8FJX - 15LG	\$39.36	02975004	MOUNT TIE ROD	\$50.89
02974322	SWITCH SPDT 3-POSITION TOGGLE	\$28.91	02975012	HOSE CLAMP T TYPE	\$13.60
02974323	ASY ANGLED SINGLE AXIS CNTRL	\$150.74	02975021	KIT SUBFRAME JD62, 63, 6400 2WD	\$972.66
02974324	WLDMT, CARRIAGE ARM	\$851.36	02975060	HOSE #8 - 8FJX - 8FJX90-100LG	\$108.19
02974329	WLDMT, PIVOT MOUNT	\$438.75	02975061	POWER BEYOND, DVG-18	\$404.31
02974342	TUBE 1-1/4 OD X 9/16 ID X4-5/8	\$32.74	02975072	BLADE FOR MODEL 36 LIGHT	\$208.62
02974343	TUBE 1-1/4 OD X 9/16 ID X3-3/4	\$29.54	02975073	BLADE BOLT FOR MODEL 36 LIGHT	\$303.55
02974344	SOLE SKID SHOE	\$131.66	02975074	BUSHING MODEL 36 LIGHT	\$61.30
02974345	BAR CUTTER 5	\$630.53	02975085	WASHER BLADE BOLT MODEL 36	\$57.64
02974346	CUTTERBAR, 6	\$820.92	02975110	PULLEY ADAPTER MACHINED	\$619.71
02974348	TANK, ASY, HYD	\$3, 097.50	02975113	SPACER 5/8 THK	\$51.66
02974349	WELDMENT KNIFE HEAD	\$161.46	02975120	FRONT PUMP PLATE	\$317.05
02974354	SPACER CUTTER BAR	\$100.89	02975125	AXLE MOUNT STRAP	\$79.34
02974358	ROD DEFLECTOR	\$34.73	02975147	HHCS, 5/8" NC X 4-1/2" PL8	\$3.02
02974359	FLANGE 5/8- 9 SPLINE	\$71.65	02975150	HHCS M10-P1.25 X 70MM PL10.9	\$7.38
02974360	ASY 5 SICKLE BAR	\$2, 378.69	02975175	MOTOR GEAR 3.94 CIR	\$1, 763.61
02974361	CUTTER BAR, ASY, SERRATED KN	\$318.10	02975186	ADP HYD STGHT 16MB - 12FP	\$13.53
02974362	ASY CARRIAGE ARM	\$3, 125.36	02975187	ADP HYD ELBOW 12MB - 8MJ 45	\$51.54
02974363	WASHER 17/32 ID X 2 OD X .1345	\$16.34	02975188	COUPLER, ASY, FLEX	\$599.59
02974364	VALVE ASSEMBLY 2-SPOOL W/FTGS	\$1, 322.25	02975194	RH SHOE DRIVE SPRING BRKWY	\$8, 180.45
02974369	COVER TANK ACCESS	\$103.00	02975195	KIT DETENT FOR 02969131 VALVE	\$83.33
02974370	ADP HYD ELBOW 12MB - 8MJ 90DEG	\$174.79	02975196	KIT SPRING RETURN TO NEUTRAL	\$27.41
02974372	ASY 6SICKLE BAR	\$2, 404.08	02975198	COIL 12VDC W/DUAL 8-32NF STUDS	\$139.86
02974373	CUTTER BAR, ASY, SERRATED KN	\$376.29	02975199	CARTRIDGE SOLENOID VALVE	\$177.79
02974374P	SWB 5/6 SPRING BRK-AWAY	\$35.16	02975207	WH SUPPORT TS-SE BRAHMA	\$661.01
02974389	ASY JOYSTICK ARM REST TV140	\$86.86	02975212	RETAINER SPOOL SEAL	\$3.64
02974397	WASHER TABED FRAME TIE DOWN	\$8.73	02975217	SPRING, STOP BAR	\$73.21

SOME PARTS SHOWN MAY NOT BE AVAILABLE FOR SALE TO ALL DEALERS. SEE DEALER AGREEMENT FOR DETAILS.

**ALAMO INDUSTRIAL REPAIR & REPLACEMENT PARTS PRICE LIST - F.O.B. POINT OF SHIPMENT
EFFECTIVE 02-15-11**

PART #	DESCRIPTION	LIST PRICE	PART #	DESCRIPTION	LIST PRICE
02975225	ROD BOOM AXE 50/60 DOOR HINGE	\$19.81	02975605	QUICK COUPLER 16MQ-16FB	\$51.22
02975227	FLAP BA50 DOOR (SQUARE FLAP)	\$17.96	02975606	QUICK COUPLER 4MQ-4FB	\$18.09
02975228	FLAP BA50 DOOR (TRIANGLE END)	\$23.08	02975607	QUICK COUPLER 4FQ-4FB	\$44.68
02975229	FLAP BA60 DOOR (SQUARE ENDS)	\$25.07	02975612	ADP HYD ELBOW 16MJ - 12MB 45	\$45.45
02975230	FLAP BA60 DOOR (TRIANGLE END)	\$19.42	02975613	BLADE SERRATED	\$2.33
02975239	HOSE #6 - 6FJX - 6FJX90- 96LG	\$79.87	02975614	KIT QUICK HITCH MACHETE BOOM	\$3, 131.92
02975240	KIT SUBFRAME JD52, 53, 5400, 52,	\$2, 103.57	02975615	KIT QUICK HITCH MACHETE BOOM	\$652.05
02975244	GEAR SET 1-1/4 KEYED 2.5 GEAR	\$823.40	02975617	HHCS 1-1/2 NC 12	\$92.77
02975253	WELDMNT VALVE MOUNT	\$565.87	02975618	WLDMT BOLT	\$79.44
02975255	SPACER EXTENSION ARM	\$43.59	02975620	WLDMT ROD 1.50-12.62-W	\$237.77
02975257A	ASY DRIVELINE 1-15 SPLINE	\$1, 005.32	02975622	LOCKNUT TLM 1-1/2	\$56.15
02975288	SPACER 1.12 LG	\$25.39	02975649	ADAPTER MF PULLEY 10 DEGREE OS	\$631.08
02975300	FLANGE MOTOR ADAPTER	\$724.09	02975669	HHCS M20-P2.5 X 60MM PL10.9	\$6.93
02975304	ROD WLDMT 1.50-06.19-1.00	\$220.98	02975692	HHCS M20-P2.5 -50MM PL10.9	\$4.94
02975315A	CLAMP YOKE 1-15 INV SPLINE	\$222.38	02975696	KNIFE HEAD	\$198.34
02975345	SEAL KIT FOR 8301295&02970763	\$40.58	02975697	SUPPORT MOTOR	\$45.56
02975365	ROLLER	\$182.80	02975715	SPACER MOTOR	\$88.39
02975368	WLDMT PIN	\$570.97	02975723	HHCS M20-P2.5 X 100MM PL10.9	\$14.84
02975369	SPACER	\$34.35	02975726	DRIVESHAFT 1 X 1 X 26.34	\$639.01
02975386	HOSE #20-20FJX -20FJX - 31LG	\$194.44	02975738	HHCS M20-P2.5 X 70MM PL10.9	\$5.58
02975396	SHIELD FRONT CASTING W/HOLE	\$544.35	02975768	PLATE SPEED INCREASER MOUNT	\$109.62
02975429	SNAP RING INTERNAL 2.775 DIA X	\$5.90	02975776	HHCS M10-P1.5 X 65MM PL10.9	\$2.44
02975434	BSHG QD-SK 1-1/8 MODIFIED	\$194.15	02975777	HHCS 1/2 NC 7-1/2 PL	\$10.83
02975437	HOSE #16-16FJX -16FJX45- 74LG	\$313.49	02975781	HHCS 7/16 NF 1-3/4 PL8	\$1.09
02975438	ADP HYD STGHT 8MB - 8FJX	\$47.36	02975797	ASY VALVE OCFD 4 SPOOL A-BOOM	\$13,545.00
02975439	@RECEIVER FOR QUICK RELEASE	\$9.02	02975798	ASSEMBLY VALVE 4 SPOOL	\$13,347.13
02975440	@RETAINER FOR QUICK RELEASE	\$9.02	02975805	RETRO-FIT KIT ELECTRO-HYD	\$12,757.50
02975441	@STUD QUICK RELEASE W/RING	\$9.02	02975807	WLDMT REMOTE VALVE MOUNT	\$168.58
02975450	HEAD, CYLINDER 3 X 1.50	\$82.69	02975824	CHECK VALVE CARTRIDGE	\$69.21
02975452	CYL HEAD 4.00-2.00 THD W/RING	\$122.61	02975863	WLDMT FRAME SP HI BAR A/B	\$5, 583.75
02975453	NUT HEX LOCK 1-1/4 NF GRB	\$32.71	02975865	ROD WLDMT 1.00-9.25-W	\$158.01
02975456	PISTON 3.50-1.13-PSP+WR	\$96.71	02975870	ROD WLDMT 1.50-17.50-W	\$187.80
02975459	WLDMT ROD 1.50-13.81-W-S	\$231.71	02975871	TUBE WLDMT 3.50-16.00-W	\$291.69
02975461	ROD WLDMT 2.00-28.13-1.25-W	\$405.57	02975872	ROD WLDMT 1.25-16.00-W	\$176.19
02975466	WLDMT TUBE 4.00-30.00	\$610.51	02975894	HOSE #20-20FJX -20FJX90-156LG	\$480.82
02975467	VALVE RELIEF BODY	\$111.62	02975899	WLDMT RAIL LH MF 4263 ROPS 4WD	\$1, 472.16
02975491	KINGPOST; USE KIT# 02988178	\$2, 185.51	02975900	WLDMT RAIL RH MF 4263 ROPS 4WD	\$1, 510.31
02975493	KINGPOST; USE KIT# 02988179	\$1, 502.55	02975901	WLDMT FRONT MT RH MF4263 ROPS	\$671.67
02975503	KIT ROUND DOOR 50 HEAD	\$1, 682.86	02975903	BLADE SET (3 CW FAN)	\$97.53
02975508	PIN 2-1/2 OD X 20-11/16 LONG	\$353.64	02975904	KIT BLADE REPLACEMENT	\$127.74
02975509	TURNING ARM MACHINED W 17/32	\$2, 568.35	02975916	TUBE SPACER	\$21.03
02975527	SEAL KIT	\$102.32	02975950	SEAL KIT O RINGS BETWEN HANDLE	\$55.85
02975528	SEAL KIT	\$80.19	02975951	TUBE SPACER 2 LG	\$7.44
02975530	SEAL KIT	\$117.24	02975957	HHCS M18-P1.5 X 100MM PL10.9	\$24.83
02975531	SEAL KIT	\$95.91	02975958	HHCS M18-P1.5 X 70MM PL10.9	\$31.81
02975532	SEAL KIT	\$71.19	02975959	HHCS M20-P2.5 X 45MM PL10.9	\$2.79
02975533	SEAL KIT	\$159.60	02975962	HYD CYL 3-1/2 BORE X 6-3/16 ST	\$675.57
02975539	TUBE WLDMT 3.00-17.50-W	\$320.04	02975964	ASY RELIEF MANIFOLD 2900 PSI	\$183.70
02975541	BSHG TF-1-3/4ODX1-1/2IDX1-3/4L	\$40.64	02975986	PREASY SKIDSHOE & BREAKAWAY	\$2, 109.44
02975555	WLDMT HSG 1-15 SPLINE 17.12LG	\$136.15	02976017	NUT, SLOTTED 1/2 NC PLB	\$3.66
02975595	HEXB METRIC 14-P2.0 -80MM PL8	\$3.89	02976024	GASKET, CONNECTOR TO MODULE	\$6.67
02975596	TUBE SPACER 3/4 OD X .51 ID X	\$17.31	02976032	WLDMT RH FRONT MOUNT	\$1, 031.96
02975600	SAW BLADE PACKAGE OF 2	\$1, 205.08	02976043	DRIVELINE 1X1X 24.8N	\$369.64
02975602	QUICK COUPLER 12FQ W/SLEEVE	\$102.50	02976061	WLDMT LIFT LINK	\$456.44
02975603	QUICK COUPLER 12MQ - 12FB	\$45.56	02976069	KIT FILTER ASY MACHETE	\$856.12
02975604	QUICK COUPLER 16FQ-16FB W/SL	\$131.00	02976076	ADP HYD ELBOW 12-MB-12MB90	\$42.88

SOME PARTS SHOWN MAY NOT BE AVAILABLE FOR SALE TO ALL DEALERS. SEE DEALER AGREEMENT FOR DETAILS.

**ALAMO INDUSTRIAL REPAIR & REPLACEMENT PARTS PRICE LIST - F.O.B. POINT OF SHIPMENT
EFFECTIVE 02-15-11**

PART #	DESCRIPTION	LIST PRICE	PART #	DESCRIPTION	LIST PRICE
02976084	BAR FLAP RETAINER 96 REAR	\$60.11	02976633	WLDMT STEP	\$200.34
02976087	PLATE MACHINED PUMP MOUNT	\$260.28	02976644	PLATE WHEEL WEIGHT	\$498.85
02976113	HHCS M20-P2.5 X 80MM PL10.9	\$10.59	02976651	PULLEY, CUTTERSHAFT 1-15/16	\$162.17
02976114	HHCS M20-P2.5 X 160MM PL10.9	\$23.91	02976663	PLATE CLAMP 10-HOLES	\$114.20
02976123	WASHER SEALING 1/4	\$1.54	02976670	KIT, AUXILARY WHEEL WEIGHT 680	\$2, 704.59
02976124	THREADED INSRT 1/4NC CLSD END	\$3.08	02976671	KIT, AUXILARY WHEEL WEIGHT 408	\$1, 502.55
02976125	THREADED INSRT 5/16NC CLSD END	\$2.36	02976672	SPEED INCREASER 3.5:1 RATIO	\$1, 149.78
02976142	WLDMT CLIP	\$65.22	02976672P	SPEED INC 3.5:1 W/OUT GREASE	\$1, 279.06
02976144	HHCS 7/16NF 1-1/2 PL8	\$2.33	02976673	SPEED INCREASER 2:1 RATIO	\$1, 327.51
02976149	WLDMT HITCH POST	\$1, 143.17	02976688	ASY VALVE CCLS 5 SPOOL	\$11,878.88
02976208	PLATE LH TANK RAIL	\$255.74	02976694	WLDMT, MOWER HEAD MTG.	\$3, 641.82
02976229	PIN 1DD 4-11/16 LG 2-HOLES	\$148.51	02976699	KIT MACHETE VALVE PROTECTIVE	\$229.72
02976242	PLATE TANK COVER	\$17.18	02976705	HOSE HYD 6FJX - 6MJ 64 LG	\$63.89
02976259	WLDMNT QUICK HITCH	\$2, 320.55	02976706	HOSE HYD 6FJX - 6MJ 64 LG	\$68.05
02976270	SECTION BOLT 5/8 LONG	\$0.26	02976707	HOSE HYD 6FJX - 6MJ 52 LG	\$46.64
02976271	HEAD BOLT 1-1/64 LONG	\$0.31	02976709	HOSE HYD 6FJX - 6MJ 64	\$72.00
02976272	SECTION LOCKNUT (CONE)	\$0.18	02976710	HOSE HYD 6FJX - 6MJ 64 LG	\$72.66
02976273	KIT BLADE REPAIR	\$42.70	02976713	HOSE HYD 8FJX - 8FJX 190 LG	\$132.80
02976279	DRIVELINE 7/8SP-3/4KEY-25.25	\$699.07	02976714	HOSE HYD 8FJX - 8FJX 190 LG	\$94.50
02976283	MOUNT MACHINED PUMP	\$883.39	02976718	HOSE HYD 8FJX - 8FJX90 190 LG	\$142.09
02976286	PLATE TANK MNT	\$274.19	02976719	HOSE HYD 8FJX - 8FJX90 190 LG	\$142.09
02976293	SPACER 3/4 TANK RAIL	\$222.10	02976726	HOSE HYD 6FJX - 6MJ 70LG	\$76.53
02976294	SPACER 3/32 TANK RAIL	\$210.10	02976727	HOSE HYD 6FJX - 6MJ 70LG	\$76.68
02976300	PLATE SPACER	\$100.05	02976728	HOSE HYD 6FJX - 6MJ 58	\$68.85
02976310	DRIVELINE, 7/8 X 7/8 X 24.38	\$351.94	02976729	HOSE HYD 6FJX - 6MJ 58LG	\$68.85®
02976320	PLATE 1/4 SPACER FT MT	\$44.28	02976730	HOSE HYD 6FJX - 6MJ 70 LG	\$104.42
02976342	HHCS M16-P2.0 X 55MM PL10.9	\$2.69	02976731	HOSE HYD 6FJX - 6MJ 70 LG	\$100.56
02976344	HHCS 7/16 NC 1-1/4 PL8	\$3.40	02976732	HOSE HYD 4FJX - 4MJ 70LG	\$72.72
02976379	DRIVELINE 7/8X7/8X21.75 LG	\$476.28	02976733	HOSE HYD 4FJX - 4MJ 70 LG	\$60.83
02976387	HHCS 5/8 NC 1-1/2 PL8	\$3.48	02976734	HOSE HYD #6- 6FJX - 6MJ 44LG	\$63.81
02976416	TUBE 4 X4 X5/16 X5 3/16	\$24.68	02976735	HOSE HYD #6- 6FJX - 6MJ 44LG	\$62.43
02976418	PLATE SIDE MOUNT	\$36.35	02976736	HOSE HYD #6- 6FJX - 6MJ 76LG	\$98.39
02976448	PIN, 5/8 X 2-1/2 DRILLED @	\$4.73	02976737	HOSE HYD #6- 6FJX - 6MJ 76LG	\$54.66
02976463	HHCS M20-P2.5 X 40MM PL10.9	\$5.64	02976740	HOSE HYD #6- 6FJX - 6MJ 76 LG	\$54.10
02976471	WELDMENT, PULLEY 1-15T COUPLER	\$640.24	02976742	HOSE HYD 4FJX - 4MJ 76	\$97.92
02976474	WLDMNT, PULLEY 7/8-13T COUPLER	\$523.40	02976743	HOSE HYD 4FJX - 4MJ 76 LG	\$98.34
02976487	PLATE WHEEL WEIGHT ADAPTER	\$474.81	02976750	PLATE-SIDE MOUNT	\$234.41
02976492	HHCS M16-P2.0 X 80MM PL10.9	\$7.38	02976752	BRACKET FENDER	\$37.27
02976500	KIT, WHEEL WEIGHT ADAPTER	\$576.19	02976756	RETAINING RING, INTERNAL 3.182	\$4.85
02976523	ADP HYD STGHT 12MB - 10FB	\$10.39	02976761	WDMT, ROLLER MOUNTING	\$103.83
02976524	ADP HYD ELBOW 10MB - 10MB 90	\$26.28	02976821	DRIVELINE 1X1X 24.63LG	\$278.24
02976525	HOSE HYD 8FJX - 8FJX 42 LG	\$86.05	02976825	PLATE, JOYSTICK MOUNT	\$90.16
02976527	MOUNT VALVE PLATE	\$93.42	02976830	FLAT AXLE STRAP	\$78.52
02976531	ADP HYD ELBOW 6MJ - 6FJX 45DEG	\$4.65	02976831	HHCS M16-P2.0 X 50MM PL10.9	\$4.81
02976532	ADP HYD ELBOW 4MJ - 4FJX 45DEG	\$11.36	02976832	ADP HYD STGHT 12MBSP-8MJ	\$18.80
02976533	ASY VALVE OCFD 5 SPOOL	\$11,852.12	02976833	ADP HYD STGHT 4MJ-4FFX	\$25.08
02976534	KIT, QH, BASE, 17, 20, 23-AB/VB	\$2, 253.83	02976838	WLDMT HINGE PLATE & BUSHING	\$288.49
02976535	KIT, QH, A-B / V-B, 17, 20, 23	\$540.92	02976853	PLOW BOLT #3 1/2 NC 2-1/2 PL8	\$4.76
02976575	WELDMENT, DRIVE SHAFT	\$952.38	02976854	PLOW BOLT #3 1/2 NC 7 PL8	\$26.10
02976581	VISUAL INDICATOR W/BYPASS	\$420.07	02976856	RETRO-FIT KIT ELECTRO-HYD	\$11,654.06
02976582	O RING	\$1.36	02976873	DRIVELINE, 7/8X 7/8X 32.625	\$320.78
02976583	BACK UP RING	\$32.63	02976885	SCREW, GEROTOR HOUSING TIE	\$5.25
02976584	BOWL 4 FOR 02976066 FILTER	\$430.42	02976887	FLANGE, MOTOR SAE 2-BOLT A	\$126.16
02976588	WLDMT BRKT STABILIZER	\$165.82	02976890	@SHAFT OUTPUT 1" X 5/16"KEY	\$295.89
02976624	RETAINING RING EXTERNAL	\$2.17	02976894	CAP, END	\$142.17
02976627	PIN, HITCHPOST A-BOOM Q-HITCH	\$70.59	02976895	KIT, SEAL GEROTOR MOTOR	\$74.60

SOME PARTS SHOWN MAY NOT BE AVAILABLE FOR SALE TO ALL DEALERS. SEE DEALER AGREEMENT FOR DETAILS.

**ALAMO INDUSTRIAL REPAIR & REPLACEMENT PARTS PRICE LIST - F.O.B. POINT OF SHIPMENT
EFFECTIVE 02-15-11**

PART #	DESCRIPTION	LIST PRICE	PART #	DESCRIPTION	LIST PRICE
02976899	KIT OIL COOLER VERSA MOWER	\$4, 721.98	02977402	BLADE SET (2 CW FAN)	\$122.48
02976900	KIT OIL COOLER REAR HYDRO 60	\$3, 585.82	02977407	O-RING #16 QUICK COUPLER	\$2.76
02976907	GUAGE, FILTER CONDITION	\$72.69	02977408	BACK UP RING #16 QUICK COUPLER	\$4.13
02976908	SPRING, FILTER RETAINER	\$77.17	02977409	O-RING #12 QUICK COUPLER	\$2.76
02976909	KIT, AIR BREATHER	\$41.13	02977410	BACK-UP RING #12 QUICK COUPLER	\$3.14
02976910	SEAL KIT FILTER ASSEMBLY	\$49.81	02977411	SEAL KIT #4 QUICK COUPLER	\$20.74
02976924	SEAL KIT TANDEM PUMP	\$46.20	02977414	RELIEF VALVE 2755 PSI	\$166.01
02976931	POPPET	\$34.82	02977419	RING, RETAINING	\$4.67
02976933	SPOOL	\$129.24	02977420	RING, RETAINING	\$2.62
02976936	ADAPTOR CAP	\$97.95	02977421	WASHER, SEAL	\$14.18
02976938	CONE	\$10.76	02977422	SCREW, CAP	\$5.90
02976939	SPRING	\$28.04	02977423	ROTATING KIT, SUBASSY	\$1, 301.87
02976940	SPRING	\$4.44	02977424	SERVO PISTON SUBASSY	\$423.28
02976941	BALL	\$0.87	02977426	PLATE, COVER	\$69.66
02976943	WASHER	\$3.01	02977427	GASKET, COVER PLATE	\$9.31
02976957	HANDLE KIT	\$265.48	02977428	GASKET, HOUSING	\$29.04
02976959	CAP DETENT (LONG) FOR 02969131	\$13.65	02977431	CAMPLATE, SUBASSY	\$784.06
02976960	CAP DETENT(SHORT) FOR 02969131	\$14.94	02977432	RACE, THRUST	\$15.15
02976968	ASY CUTTER SHAFT 74CC W/BOLT	\$4, 116.79	02977433	BEARING, THRUST	\$13.85
02976969	WLDMT UPPER HINGE BRKT	\$163.70	02977434	RELIEF VALVE SUBASSY	\$582.03
02976972	WLDMT LOWER HINGE BRKT	\$165.48	02977439	PLATE, VALVE	\$353.55
02976975	LEXAN UPPER JD 6010 SER CAB	\$2, 116.31	02977440	HOUSING SUBASSY	\$1, 004.05
02976976	LEXAN LOWER JD 6010 SER CAB	\$1, 931.96	02977442	O-RING	\$6.18
02977013	HOSE #20-20FJX-20FJX-150LG	\$300.51	02977443	O-RING MOLDED	\$15.59
02977032	KIT, VALVE ASSEMBLY - 5 SPOOL	\$172.10	02977445	WASHER	\$9.81
02977043	SWITCH ROCKER W/GREEN LED	\$72.90	02977446	PLUG, SUBASSY	\$17.38
02977044	SWITCH PUSH-PULL-MOMENTARY	\$74.54	02977448	KEY	\$35.47
02977074	PLATE, MACHINED PUMP MOUNT	\$235.74	02977450	CHARGE PUMP ASSEMBLY	\$638.13
02977086	SEAL KIT - PUMP	\$401.68	02977451	GEROTOR, INNER RING	\$125.11
02977091	BAR, FRAME SUPPORT 4WD FRAMES	\$39.43	02977452	GEROTOR, OUTER RING	\$115.63
02977120	MOTOR GEROTOR 2.8 CID	\$1, 473.46	02977453	ORIFICE, CONTROL VALVE	\$24.24
02977121	SEAL KIT FOR 0693400A &	\$115.33	02977456	COUPLER	\$179.48
02977122	ROD WLDMT 2.00-7.00-W-S	\$367.92	02977457	RING, RETAINING	\$10.71
02977125	PLATE, WHEEL WEIGHT ADAPTER	\$318.54	02977458	PLUG SUBASSY	\$26.80
02977142	DRIVELINE 1-1/4-14 TO 1-15	\$704.17	02977459	WASHER	\$5.90
02977145	ASY MOTOR SB2500 REPLACEMENT	\$1, 355.30	02977460	WASHER	\$4.67
02977163	KIT CCLS PLUG	\$72.05	02977475	KIT, QUICK HITCH 28 A-BOOM	\$425.94
02977168	WELDMNT, PIN A-BOOM Q-HITCH	\$150.26	02977486	KIT WHEEL WEIGHT ADAPTER	\$578.87
02977169	HOSE HYD 20MJ - 20FJX 12LONG	\$235.74	02977492	DRIVELINE 7/8X7/8X25.75 LG	\$323.10
02977194	ASY, QUICK HITCH FOR A-BOOM	\$1, 090.43	02977499	KIT REAR SCREEN JD6010 SERIES	\$835.13
02977199	SEAL PUMP SHAFT	\$10.65	02977515	CARB 1/2 NC 1-3/4 PL8	\$6.02
02977203	FSCS 7/16NC 2-1/2 GR8	\$4.10	02977516	LOCKNUT TLM 1/2 NC PLC	\$1.01
02977206	ADAPTER, MACHINED PULLEY	\$445.76	02977526	HOUSING	\$2, 704.88
02977224	HOSE #8 8FJX-8FJX90 62 LG	\$69.76	02977527	BEARING (PRESS FIT)	\$53.78
02977305	TUBE, SPACER 3 1/4 LG	\$49.88	02977529	O-RING .064 DIA X .239INSIDE	\$3.97
02977306	TUBE, SPACER 1 7/8 LG	\$45.80	02977532	BUSHING	\$53.87
02977317	KIT SUBFRAME CASE-IH C50 & C60	\$2, 816.02	02977535	SEAL SUBASY	\$74.29
02977318	KIT HYDRAULIC CASE-IH C50 & C60	\$5, 780.73	02977536	BEARING, PRESS FIT	\$38.33
02977320	KIT SUBFRAME NEW HOLLAND TN	\$2, 328.69	02977538	O-RING .087 DIA X .644INSIDE	\$2.33
02977322	KIT HYDRAULIC JD 52, 53, 5400	\$5, 318.30	02977539	O-RING .116 DIA X .924INSIDE	\$4.03
02977325	SHAFT, PISTON PUMP	\$186.06	02977543	BUSHING, PRESS FIT W/11 TOOTH	\$14.97
02977335	WLDMNT VALVE MOUNT BRACKET	\$326.27	02977545	O-RING	\$2.44
02977349	DRIVELINE VERSA PRO FLAIL	\$735.24	02977546	SHIM (1)NOTE: MAY REQUIRE MORE	\$11.73
02977375	BRACKET, RAIL MOUNT	\$80.51	02977547	SPRING	\$13.85
02977376	DRIVELINE, 7/8 X 7/8 X 24.00	\$283.40	02977548	POPPET	\$104.03
02977385	ALTED TO USE RND CANISTER	\$30.62	02977557	BLADE SET (2) MATCHED	\$56.56

SOME PARTS SHOWN MAY NOT BE AVAILABLE FOR SALE TO ALL DEALERS. SEE DEALER AGREEMENT FOR DETAILS.

**ALAMO INDUSTRIAL REPAIR & REPLACEMENT PARTS PRICE LIST - F.O.B. POINT OF SHIPMENT
EFFECTIVE 02-15-11**

PART #	DESCRIPTION	LIST PRICE	PART #	DESCRIPTION	LIST PRICE
02977558	WLDMT, COUNTERWEIGHT 17-20	\$5, 108.67	02977893	HOSE #16-16FJX90-16FJX-48LG	\$240.23
02977559	WLDMT, COUNTERWEIGHT 23-28	\$5, 409.18	02977901	HOSE HYD #6-6FJX - 6MJ 56 LG	\$64.67
02977569	RAIL FRONT R.H. VERSA	\$125.87	02977902	HOSE #6-6FJX-6MJ-56LG	\$71.19
02977570	RAIL FRONT L.H.VERSA	\$125.87	02977903	HOSE #6-6FJX-6MJ-76LG	\$73.46
02977571	PLATE FRONT LUG	\$44.63	02977904	HOSE #6-6FJX-6MJ-76LG	\$73.46
02977572	LUG REAR RAIL MOUNT	\$83.77	02977905	SEAL KIT PISTON MOTOR	\$92.95
02977575	HOSE #20-20FJX -20FJX - 47LG	\$287.55	02977915	ADP HYD 4MB-4MJ 45 DEG.	\$11.09
02977576	HHCS M18-P1.5 X 60MM PL10.9	\$49.55	02977916	HHCS 1/4 NC 3-1/2 PL5	\$0.73
02977603	BUSHING 1-3/4X1-1/2X3-7/16 LG.	\$41.13	02977932	BRACKET HANDLE ADAPTER	\$74.74
02977608	WLDMT FRONT MT RH	\$170.10	02977943	WLDMT, MAINFRAME	\$2, 893.97
02977609	PLATE, SIDE MOUNT	\$130.05	02977944	PLATE, FRONT	\$222.38
02977610	PLATE, SPACER	\$101.26	02977955	HHCS 3/8 NC 1-1/2 PL8	\$1.12
02977621	SOL DIVERTER VALVE 6WAY-2POS	\$780.86	02977957	RELIEF VALVE 1160 PSI	\$156.45
02977622	VALVE SOLENOID DIVERTER	\$566.76	02977967	SEAL KIT FOR 02977279 MOTOR	\$124.92
02977628	SHCS M10-P1.5 90MM PL10.9	\$3.73	02977975	HOUSING	\$587.58
02977629	SPACER, PUMP PLATE	\$38.47	02977976	SHAFT, OUTPUT	\$312.54
02977630	WLDMT, FRAME SICKLE BAR	\$2, 332.76	02977988	PUMP MOUNT MACHINED	\$688.04
02977633	DRIVESHAFT 7/8-13 SPL X 3/4	\$302.27	02977993	PLATE, L.H. TANK RAIL	\$239.70
02977635	PLATE, SIDE MOUNT	\$133.58	02977994	PLATE R.H. TANK RAIL	\$239.70
02977648	RELAY 12VDC DPDT 75MA	\$69.29	02977995	PLATE, L.H. SIDE SUPPORT	\$164.27
02977660	WLDMT, TANK MOUNT	\$323.10	02977996	PLATE, R.H. SIDE SUPPORT	\$164.27
02977672	WLDMT, PUMP GUARD TN 55/65/70/	\$517.30	02977997	PLATE, BATTERY COVER	\$122.36
02977675	HHCS M10-P1.25 X 90MM PL10.9	\$14.30	02978000	SUB-ASSEMBLY KINGPOST FRAME	\$6, 506.46
02977679	KIT, SUBFRAME NH TL 70/80 2/4W	\$3, 144.02	02978014	ASY, FILTER PARKER	\$104.74
02977682	KIT, PUMP GUARD TN 55/65/70/75	\$453.60	02978015	ELEMENT, FILTER	\$68.38 [®]
02977686	WELDMENT FRAME A-BOOM 4WD	\$5, 505.34	02978023	PLATE BATTERY BRKT	\$134.99
02977687	PLATE SENDER MOUNT	\$145.23	02978038	WLDMT, LH SUPPORT	\$851.36
02977703	MOTOR GEROLER 7.95 CID	\$3, 982.76	02978056	WELDMENT SUBFRAME	\$1, 767.15
02977706	WLDMT BRACKET	\$144.25	02978064	E CLIP	\$0.88
02977716	ASY 5 LH SERR KNIFE BAR	\$293.11	02978093	WLDMT STABILIZER	\$448.84
02977718	ASY 6 LH SERR KNIFE BAR	\$411.70	02978103	KIT, WHEEL WEIGHT ADAPTER	\$299.32
02977720	WLDMT LH PIVOT MOUNT	\$554.04	02978110	MOTOR HYD GEAR 15.5 CUIN/REV	\$2, 572.55
02977728	WDMT, GEARBOX MOUTING FRAME	\$426.54	02978111	ADP HYD STGHT 32FL -20FP	\$274.98
02977745	RELIEF VALVE 2030 PSI	\$123.21	02978128	MACHINED PULLEY ADAPTER	\$453.78
02977755	HOUSING	\$448.67	02978138	WLDMT MAINFRAME RH ONLY	\$2, 418.93
02977756	BREATHER, PLUG OIL 3/8	\$80.40	02978151	BRACKET SEAT MOUNTED JOY	\$105.88
02977758	GASKET	\$28.25	02978152	MANUAL ARCHIVED VERSA BOOM	\$35.55
02977759	RING, SEALING 50 X 65 X 8	\$64.98	02978153	MANUAL ARCHIVED VERSA MOWER	\$36.23
02977760	SHCS 8MM P - 70MM	\$6.62	02978157	KIT SEAT MOUNTED JOYSTICK	\$137.94
02977763	GASKET, HOUSING	\$113.40	02978183	WLDMT FRONT MOUNT L.H.	\$234.66
02977764	RING, SEALING 45 X 65 X 8	\$64.98	02978184	WLDMT FRONT MOUNT R.H.	\$164.27
02977766	PLUG, OIL LEVEL 3/8	\$30.45	02978213	PISTON 2.50-0.75-TL/TC	\$36.19
02977770	SNAP RING 50MM	\$11.03	02978214	ROD WLDMT 1.00-16.00.0.75-W	\$191.82
02977771	CAP DIN 470 0 38	\$13.22	02978249	ASY, DRIVE SPINDLE	\$1, 532.61
02977790	KIT 17' BOOM STD TO GREASABLE	\$4, 004.73	02978255	WLDMNT, MACHINED MOTOR MNT	\$403.41
02977791	KIT 20&23' BOOM STD TO GREASBL	\$4, 105.94	02978257	WLDMNT, DRIVE SPINDLE	\$1, 082.81
02977792	KIT 28' BOOM STD TO GREASABLE	\$1, 877.34	02978259	CARTRIDGE (NO COIL) SOLENOID	\$308.65
02977820	SHCS 10-P1.50 X 35MM PL8.8	\$1.99	02978260	COIL 12VDC FOR 002502A	\$58.97
02977821	HHCS 3/8 NF 1-1/8 PL8	\$4.95	02978261	NUT, COIL RETAINER	\$16.95
02977826	SWITCH, TOGGLE, SPST, 2-POSITION	\$18.78	02978264	BELT COVER, SHORT	\$104.14
02977851	SHCS METRIC 6-P1.0- 33MM 8.8	\$4.43	02978265	BELT COVER, LONG	\$194.04
02977865	MOTOR PLATE COUNTERSUNK	\$93.64	02978266	HUB, 20R10 1BORE WITH	\$135.18
02977866	FSCS 1/2 NC 2 1/2 GR8 PL	\$9.23	02978267	HUB 20R10 1-1/8 BORE 1/4 KEY	\$135.18
02977870	WLDMT, RH SADDLE MOUNT	\$406.54	02978268	INSERT, URETHANE FOR 20R10	\$148.44
02977891	HOSE #16-16FJX-16FJX-30LG	\$171.57	02978269	COVER, PROTECTIVE NYLON FOR	\$70.32
02977892	HOSE #16 -16FJX - 16FJX - 30LG	\$108.10	02978270	HUB 20R10 1-1/8 BORE 5/16 KEY	\$135.18

SOME PARTS SHOWN MAY NOT BE AVAILABLE FOR SALE TO ALL DEALERS. SEE DEALER AGREEMENT FOR DETAILS.

**ALAMO INDUSTRIAL REPAIR & REPLACEMENT PARTS PRICE LIST - F.O.B. POINT OF SHIPMENT
EFFECTIVE 02-15-11**

PART #	DESCRIPTION	LIST PRICE	PART #	DESCRIPTION	LIST PRICE
02978272	STAINLESS STEEL SOCKET BUTTON	\$1.36	02978556	PLATE, SKIRT SKID	\$123.21
02978275	PLATE, FRONT MOUNT	\$96.16	02978558	WLDMNT, BLADE CARRIER CENTER	\$1,849.18
02978281	WLDMT, HOSE RING	\$129.54	02978559	WLDMNT, BLADE CARRIER, WING	\$687.63
02978290	ASY CTRUNIT 74ES - RH	\$13,690.79	02978560	PLATE, PAN ONLY, CENTER	\$630.42
02978321	ASY SINGLE LEAF BLADE BAR	\$1,141.94	02978563	BUSHING, BLADE BOLT	\$25.13
02978335	KIT, COUPLER CONVERSION TO	\$2,775.06	02978564	BLADE, 1/2X4X25, CW	\$69.87
02978336	KIT, COUPLER CONVERSION TO	\$2,353.51	02978565	BLADE, 1/2X4X25 CCW	\$69.87
02978349	FILTER COVER, FOR 02961000	\$88.07	02978566	BLADE 1/2X4X28, CW	\$75.70
02978354	SEAL KIT FOR 02961000	\$39.42	02978568	ASSEMBLY, BLADE BOLT & NUT,	\$23.56
02978369	KIT, SHAFT SEAL, HYD GEAR MOTR	\$54.35	02978569	WASHER, FLAT COMER,	\$14.65
02978370	KIT, SERVICE SOFT GOODS	\$96.16	02978570	WASHER,	\$16.03
02978372	SHSS M10XP1.5X10MMLG	\$1.46	02978571	NUT, HEX SLOTTED	\$19.44
02978378	KIT HYD 3PT LIFT ARM TILT	\$585.59	02978572	PIN, COTTER,	\$1.57
02978380	ASY, CYL WITH SPACER	\$498.14	02978573	SPINDLE, C/W PIN, NUT, AND	\$152.49
02978391	KIT, HYD LIFT-ARM KIT FOR REAR	\$466.57	02978574	SPINDLE, C/W PIN, NUT, AND	\$82.81
02978395	COTTER, HAIRPIN	\$1.04	02978575	SEAL, AXLE SPINDLE	\$6.08
02978420	DRIVELINE 1X1X28.75	\$243.63	02978576	BEARING, AXLE SPINDLE	\$20.84
02978447	WLDMT HIGH FRAME 2WD	\$4,165.09	02978577	RACE, AXLE BEARING	\$13.28
02978448	WLDMT HIGH FRAME 4WD	\$5,954.75	02978578	HUB, C/W OUTER RACE,	\$87.42
02978449	ASY HIGH FRAME 2WD	\$10,877.48	02978579	RACE, OUTER SPINDLE	\$11.09
02978461	WLDMT PIN 1-1/2 OD X 6-3/4 LG	\$149.21	02978580	BEARING, OUTSIDE AXLE SPINDLE	\$19.87
02978463	WLDMT, LH FRONT MOUNT	\$779.89	02978581	CAP, DUST	\$10.78
02978468	WLDMT, LH RAIL JD 6015/20/30	\$1,683.94	02978582	BUSHING, MACHINE, 3/4X1-1/4	\$0.66
02978469	WLDMT, RH RAIL JD6015/20/30	\$1,740.13	02978583	HUB, INCLUDES SEAL, BEARING	\$127.14
02978472	SHAFT, WELDMENT NON DRIVE	\$629.66	02978584	KIT, BEARING, INCLUDES SEALS	\$62.99
02978473	KIT, WHEEL WEIGHT ADAPTER	\$283.32	02978585	BRACKET, BATTERY	\$155.84
02978476	WLDMT PIN 1-1/2 OD X 6 LG	\$150.57	02978586	CHAIN GUARD DBL, WING FRONT	\$210.53
02978477	WLDMT PIN 1-1/2 X 3-9/16 LG	\$108.77	02978587	CHAIN GUARD DBL, CENTER	\$185.17
02978480	SPACER, PUMP PLATE	\$50.71	02978588	CHAIN GUARD DBL, CENTER	\$152.25
02978484	PUMP PGYBCK GEAR 3.6/2.95 CID	\$2,626.37	02978589	CHAIN GUARD DBL, CENTER	\$218.72
02978485	MOTOR HYD GEAR 6.3 CID CW	\$1,824.56	02978590	CHAIN GUARD DBL, WING REAR	\$185.17
02978486	MOTOR HYD GEAR 6.375 CID CW	\$1,319.87	02978591	CHAIN GUARD DBL, WING REAR	\$180.77
02978487	MOTOR HYD GEAR 6.375 CID CCW	\$1,533.18	02978604	SHIELD, LEFT WING GEARBOX	\$115.62
02978488	MANIFOLD BLOCK CENTER MOTOR	\$428.44	02978614	CYLINDER, 3X12, MONARCH, ORB	\$351.23
02978489A	MANIFOLD BLOCK WING MOTORS	\$1,228.94	02978617	HOSE #6, 8MP-8FJX-183 100R16	\$61.86
02978499	GUSSET, RAIL SUPPORT	\$43.28	02978636	CYLINDER PHASING, 3-1/2X5	\$475.61
02978502	ASSEMBLY, SKID MOUNT,	\$539.42	02978649	KIT, SEAL WING CYLINDER	\$96.21
02978504	RETAINER PIN, 1X5-3/16 U.L.,	\$46.72	02978663	NIPPLE, GREASE, DRIVELINE	\$5.11
02978505	RETAINER PIN, 1X2-3/4 U.L.	\$44.82	02978664	KIT, CROSS DRIVELINE	\$258.44
02978513	GEARBOX, CW, CENTER SECTION	\$2,229.05	02978665	YOKE, DOUBLE DRIVELINE	\$764.37
02978514	GEARBOX, SPLITTER BOX, CENTER	\$2,138.63	02978667	NIPPLE, GREASE DRIVELINE	\$2.51
02978518	PIN, HINGE, 15 O.A.,	\$90.49	02978668	YOKE, C/W SLIDE COLLAR	\$456.96
02978523	GEARBOX, CCW, RIGHT WING	\$1,934.81	02978669	ASSEMBLY, YOKE AND SLEEVE	\$626.27
02978525	SKID, OUTER WING STANDARD	\$123.21	02978670	ASSEMBLY, FEMALE SHAFT	\$1,792.12
02978526	PIN, RETAINER, 1X6-15/16 U.L.	\$40.60	02978671	KIT, YOKE COLLAR, PLASTIC TYPE	\$52.59
02978527	PIN, CLEVIS, 1X2-7/8	\$16.86	02978673	SHAFT, SPLINED, DRIVESHAFT	\$545.10
02978528	PLATE, WHEEL STANDARD	\$113.14	02978674	PIN, ROLL, DRIVESHAFT	\$3.18
02978529	ASY, WING WHEEL STANDARD	\$468.80	02978675	YOKE, INNER, DRIVESHAFT	\$182.52
02978531	ASY ADJUSTABLE SIDE MOUNT	\$228.39	02978676	KIT, CROSS, DRIVELINE	\$130.92
02978533	GEARBOX, CW, LEFT WING	\$1,791.49	02978677	YOKE, DRIVELINE	\$305.40
02978534	ASSEMBLY, ADJUSTABLE SKID	\$215.70	02978678	ASSEMBLY, BOLT & NUT	\$8.45
02978536	WELDMENT, HITCH CLEVIS	\$129.81	02978680	ASSEMBLY, CONE DRIVELINE	\$142.05
02978537	WELDMENT, PIVOTING HITCH	\$102.26	02978681	BEARING, DRIVELINE	\$40.95
02978541	WELDMENT, LIFT ROD, 101 O.A.	\$360.15	02978682	COLLAR, RETAINING, DRIVELINE	\$11.09
02978542	SPRING, COMPRESSION, 1/2	\$80.51	02978683	CONE, OUTER, DRIVELINE	\$72.33
02978547	PIN, RETAINING, 1X4-5/8 U.L.	\$52.36	02978684	SHIELD, OUTER DRIVELINE	\$56.01

SOME PARTS SHOWN MAY NOT BE AVAILABLE FOR SALE TO ALL DEALERS. SEE DEALER AGREEMENT FOR DETAILS.

**ALAMO INDUSTRIAL REPAIR & REPLACEMENT PARTS PRICE LIST - F.O.B. POINT OF SHIPMENT
EFFECTIVE 02-15-11**

PART #	DESCRIPTION	LIST PRICE	PART #	DESCRIPTION	LIST PRICE
02978690	CHAIN, SAFETY, DRIVELINE	\$13.30	02978769	WASHER, DISC SPRING	\$19.80
02978691	ASSEMBLY, COMPLETE SHIELD	\$357.53	02978772	GEAR, PINION, RIGHT ANGLE	\$325.78
02978692	DRIVELINE, TRACTOR UNIVERSAL	\$2,345.18	02978773	GEAR, CROWN, RIGHT ANGLE	\$358.68
02978693	DRIVELINE, WING SIZE 6	\$1,341.15	02978778	CHAIN, SAFETY	\$137.55
02978694	ASSEMBLY, BOLT & NUT	\$5.25	02978794	EYE BOLT 1/2-13NC	\$25.12
02978695	YOKE, INTERFERING CLAMP,	\$200.27	02978796	LOCKNUT, 1-1/8-12 UNF	\$21.28
02978696	CROSS KIT, WING DRIVELINE	\$103.71	02978797	TIRE, LAMINATED, COMPLETE	\$345.87
02978698	PIN, ROLL, WING DRIVELINE	\$2.99	02978798	WHEEL, HALF, 6X9, 5 BOLT	\$79.62
02978702	PIN, ROLL	\$3.14	02978800	TIRE, AIRCRAFT 22X6.6X10	\$386.64
02978703	YOKE, INNER, WING DRIVELINE	\$132.22	02978801	TUBE AND LINER FOR AIRCRAFT	\$52.99
02978704	CLUTCH, COMPLETE FF2, WING	\$650.29	02978806	BRACKET, SEAT MOUNTED JOY	\$127.49
02978707	COLLAR, RETAINING, WING	\$11.33	02978813	ASY VERSA TANK W/FILTER	\$4,154.85
02978710	ASSEMBLY, OUTER SHIELD WING	\$67.32	02978814	PLATE FRONT VERSA MOUNT	\$108.19
02978711	ASSEMBLY, INNER SHIELD, WING	\$61.53	02978815	PLATE REAR VERSA MOUNT	\$120.21
02978713	COLLAR, RETAINING, WING	\$11.33	02978816	PLATE VERSA WELD-ON	\$77.63
02978714	DRIVELINE, CENTER UNIVERSAL	\$806.08	02978822	ASSY, SOLENOID CUTTER VALVE	\$962.04
02978715	YOKE, MALE, CENTER UNIVERSAL	\$175.17	02978839	PLATE LH TANK RAIL INTERSTATER	\$689.58
02978716	YOKE, FEMALE, 9MM PIN, CENTER	\$142.80	02978840	PLATE RH TANK RAIL INTERSTATER	\$689.58
02978717	SHAFT, SPLINE, 9MM PIN, CENTER	\$100.23	02978841	PLATE L.H SIDE SUPPORT	\$686.44
02978718	DOWEL, SPRING, CENTER UNIVERSAL	\$4.97	02978842	PLATE RH SIDE SUPPORT	\$568.96
02978719	SPRING, SLIP CLUTCH	\$4.28	02978872	HOSE #4 - 4FJX - 4FJX90 -86LG	\$104.60
02978720	YOKE, FLANGED, SLIP CLUTCH	\$259.72	02978873	HOSE #20-20FJX-20FJX90-58.5LG	\$299.38
02978721	BUSHING, SLIP CLUTCH	\$10.20	02978878	PLATE MOTOR SUPPORT	\$240.41
02978723	HUB, FLANGED, 1-3/8X21, SLIP	\$180.07	02978882	WLDMT, MAINFRAME RHO	\$2,465.09
02978724	PLATE, INNER, SLIP CLUTCH	\$24.95	02978887	BUSHING SPACER	\$40.07 [®]
02978725	PLATE, PRESSURE, SLIP CLUTCH	\$72.58	02978890	PUMP MOUNT MACHINED	\$580.11
02978726	ASSEMBLY, BOLT & NUT M10X85,	\$3.80	02978891	WLDMT, KING PIN 2WD HIGH FRAME	\$2,120.32
02978727	PLUG, OIL FILLER, 1/2	\$22.52	02978897	KIT, BUNDLE WINCH STAND, ST15	\$661.57
02978732	SHAFT, 1-3/8 Z21, DIVIDER	\$262.94	02978899	TIRE, RIB IMPLEMENT AND WHEEL,	\$558.95
02978733	SEAL, OIL, DIVIDER GEARBOX	\$21.13	02978900	MANUAL ARCHIVE INTERSTATER	\$35.16
02978734	BEARING, DIVIDER GEARBOX	\$47.73	02978907	HOSE #20-20FJX -20FJX -81LG	\$210.00
02978735	CIRCLIP, INTERNAL, DIVIDER	\$19.02	02978915	PLATE, PIVOT DOOR	\$288.83
02978737	KIT, SHIM, DIVIDER GEARBOX	\$24.20	02978930	WHEEL, 15 X 5 KB, 5 BOLT	\$129.25
02978739	CIRCLIP, INTERNAL, DIVIDER	\$9.05	02978932	TIRE, 7.00 X 15, 8 PLY	\$334.87
02978740	SEAL, 45X85X10, DIVIDER	\$22.01	02978949	DRIVESHAFT, TRACTOR UNIVERSAL	\$1,989.22
02978741	SHIM, DIVIDER GEARBOX	\$19.97	02978950	CROSS, KIT 1000 RPM DRIVELINE	\$189.93
02978742	BEARING, DIVIDER GEARBOX	\$60.73	02978951	YOKE, DOUBLE 1000 RPM	\$775.38
02978743	SHAFT, DIVIDER GEARBOX	\$531.84	02978953	YOKE, C/W SLIDE COLLAR 1000	\$349.29
02978746	CROWN, DIVIDER GEARBOX	\$529.29	02978959	YOKE, 1000 RPM DRIVELINE	\$208.84
02978748	BEARING, RIGHT ANGLE GEARBOX,	\$81.76	02978960	ASSEMBLY, MALE SHAFT 1000 RPM	\$588.79
02978749	SHAFT, INPUT	\$323.99	02978967	SHIELD, COMPLETE 1000 RPM	\$449.48
02978750	RING, SNAP, RIGHT ANGLE	\$18.41	02978971	GEARBOX, CENTER RIGHT ANGLE	\$1,192.86
02978751	SHIM, RIGHT ANGLE GEARBOX,	\$25.37	02978974	CLUTCH, SLIP, CENTER ASSEMBLY	\$592.79
02978752	PIN, COTTER	\$0.72	02978975	SPRING, SLIP CLUTCH 1000 RPM	\$3.82
02978753	NUT	\$26.22	02978978	RING, LINING, SLIP CLUTCH	\$35.45
02978754	GEAR, PINION	\$346.63	02978986	PISTON PUMP CCW 3.0 CID HYSTAT	\$3,939.68
02978755	LID, SEALING	\$14.80	02978992	MANUAL, STINGRAY ST15/ST10	\$43.66
02978756	SEAL, OIL	\$25.01	02978993	DRIVELINE, CENTER UNIVERSAL	\$775.69
02978757	BEARING	\$117.66	02979002	ASSEMBLY LIFT CHAIN	\$230.02
02978758	SHAFT, PINION	\$551.78	02979003	PLATE, CONTROL SUPPORT	\$108.57
02978759	BEARING	\$77.81	02979007	MANUAL ARCHIVED SHD FLAIL	\$39.69
02978760	SHIM	\$8.19	02979020	LOCKNUT TLM 5/8 NF PLC	\$1.16
02978761	SHIM	\$10.08	02979021	NUT 5/8 NF PLC	\$0.63
02978762	CAP	\$19.16	02979022	WLDMT BELT COVER	\$175.50
02978764	PLUG, 3/8 GAS	\$29.67	02979028	HHCS 3/8 NC 3 PL8	\$1.81
02978766	GEAR, CROWN	\$354.64	02979042	LOCKNUT, SP INSET 1/2 NC PLB	\$8.39

SOME PARTS SHOWN MAY NOT BE AVAILABLE FOR SALE TO ALL DEALERS. SEE DEALER AGREEMENT FOR DETAILS.

**ALAMO INDUSTRIAL REPAIR & REPLACEMENT PARTS PRICE LIST - F.O.B. POINT OF SHIPMENT
EFFECTIVE 02-15-11**

PART #	DESCRIPTION	LIST PRICE	PART #	DESCRIPTION	LIST PRICE
02979052	RELIEF VALVE 1160 PSI(PRE4/98)	\$69.97	02979494	CARTRIDGE LOGIC VALVE	\$281.55
02979053	SEAL KIT	\$71.86	02979495	STEM, SD, 3W2P	\$233.57
02979062	PLATE, PUMP GUARD SPACER	\$70.70	02979496	COIL, 12VDC, DIN 43650	\$119.22
02979083	WIRE HARNESS, HYDRO 15	\$126.96	02979497	CARTRIDGE, CHECK VALVE	\$205.61
02979084	HHCS M18-P1.5 X 140MM PL10.9	\$24.05	02979503	SPEED INCR. 1:2 1-3/8-21 HYDR-	\$1,033.64
02979096	WLDMT, BRAHMA SUPPORT MOUNT	\$413.91	02979511	GASKET, END COVER	\$7.31
02979110	KIT, SEAT-MOUNTED JOYSTICK	\$106.34	02979512	NEW HOLLAND TN CANOPY CAGE	\$1,605.88
02979114	PLATE, LH TANK RAIL	\$802.51	02979513	WLDMT RAIL FRAME SWB	\$1,780.49
02979118	ASY, CHAIN GUARD DBL CURT	\$401.42	02979514	PLATE SUBFRAME MOUNT	\$150.93
02979124	VALVE DIR CTRL 5-SPOOL	\$2,336.39	02979530	WLDMT UNDERBEAM	\$694.75
02979186	ASY, STEM TUBE FOR 02974305	\$127.56	02979531	WLDMT SUBFRAME SWB	\$2,553.21
02979187	COIL, FOR 02974305 SOLENOID	\$249.06	02979538	DRIVELINE 7/8SP-3/4KEY-31.88	\$661.91
02979188	NUT, COIL FOR 02974305 VALVE	\$24.04	02979557	MANUAL ARCHIVE HYDRO CLIPPER	\$41.48
02979189	SEAL KIT, FOR 02974305 SOLENOI	\$66.91	02979559	HOSE #16-16FJX-16FJX45-30LG	\$166.70
02979190	BOLT KIT	\$45.08	02979570	GREASE RELIEF FTNG 7-15 PSI	\$8.66
02979191	SEAL KIT, RELIEF	\$34.86	02979574	HOSE #6-6FJX-4MP-132LG	\$92.43
02979220	PLATE, CONTROL SUPPORT	\$128.01	02979575	HOSE #6-6FJX-6FJX -104LG	\$84.29
02979231	WLDMT, SIDE SUPPORT L.H.	\$299.30	02979576	HOSE #6-6FJX-6FJX-90LG	\$126.46
02979238	PULLEY ADAPTER, MACHINED	\$166.07	02979579	HOSE #6-6FJX-6FJX -94LG	\$81.15
02979240	CORDURA SLEEVING 2 1/2ID 36	\$36.37	02979580	HOSE #6-6FJX-6FJX-108LG	\$85.58
02979255	SHEET, BELT COVER, LEFT 3	\$135.90	02979584	HOSE #16-16FJX90-16FL90-100LG	\$232.05
02979258	WELDMENT, REAR SHIELD	\$363.78	02979603	HHCS, 7/8"NC x16" PL8 - 4" THRD	\$80.56
02979262	MACHINED TUBE, MOTOR MOUNT	\$452.87	02979612	ARM, BRAHMA	\$3,386.66
02979289	HHCS, 1NC X 12 1/2 PL8	\$47.50	02979613	UNDERBEAM, BRAHMA	\$2,404.08
02979296	SHEET, BELT COVER SHORT	\$126.91	02979614	CYLINDER LINK, BRAHMA	\$1,600.78
02979297	SHEET, BELT COVER LONG, 4	\$141.90	02979615	BRACKET, SEAT MOUNTED JOY	\$159.18
02979318	PLATE, BELT COVER	\$39.81	02979616	PIPE CAP 3/4-14 NPT	\$3.25
02979323	DRIVESHAFT 22.75 7/8-13 SPL X	\$647.84	02979620	MACHINED CYLINDER LINK	\$1,862.28
02979330	SEAL KIT CARTRIDGE VALVE	\$43.10	02979621	PLATE, CYLINDER LINK	\$265.14
02979337	VALVE SEC. DBL ACTING FLOAT	\$708.24	02979627	PIN, CYLINDER BASE	\$243.76
02979338	VALVE SEC. SNGL ACTING	\$444.76	02979628	PIN, CYLINDER ROD	\$154.80
02979341	COVER, FILTER ASY.	\$55.76	02979629	PIN, CYLINDER BASE	\$103.71
02979346	CARTRIDGE, RELIEF	\$151.51	02979630	ASSEMBLY, UNDERBEAM, BRAHMA	\$2,572.50
02979347	WELDMENT, TANK HYDRO 15	\$1,277.12	02979634	DRIVELINE 7/8 x 7/8 x 25" LG	\$163.70
02979349	VALVE, ASY SOL 82 SERIES	\$1,132.81	02979635	DRIVELINE 1-15 X 1-15 X 25.5	\$300.51
02979352	PLATE, PUMP MOUNT	\$136.64	02979636	BEARING 1" INTERSTATER D/L	\$99.74
02979357	DRIVELINE 7/8-13 X 18.38	\$322.77	02979649	SPACER, CRANKSHAFT PULLEY ADP	\$180.31
02979360	WLDMT. STABILIZER	\$309.65	02979652	HHCS, M18-P1.5 X 90mm PL10.9	\$23.02
02979374	STAND, CONTROL MOUNT	\$104.35	02979653	HHCS, M12-P1.25 X 60mm PL10.9	\$4.38
02979375	ADP, HYD 24FL-20 HOSE BIB 45	\$92.36	02979665	BRACKET, DRIVELINE MTG.	\$20.42
02979377	COUPLER, PIPE 1/4FP-1/4FP ST.	\$3.02	02979673	PLATE, MACHINED PUMP MOUNT	\$156.27
02979407	HOSE #16-16FJX-16FL90-55LG	\$262.47	02979679	RAIL, REAR	\$102.18
02979408	HOSE #16-16FJX-16FL90-35 LG	\$232.08	02979680	SPACER, REAR	\$185.81
02979409	HOSE #16-16FJX-16FL-45LG	\$144.34	02979681	PLATE, PUMP MOUNT	\$120.21
02979410	HOSE #16-16FJX-16FL90-142LG	\$378.65	02979689	BAND HOUSING EXTENSION	\$49.29
02979411	HOSE #16-16FL90-16FL90-134LG	\$432.65	02979691	SPACER, PUMP PLATE	\$72.13
02979412	HOSE #16-16FJX-16FL90-68LG	\$215.60	02979699	SCREW JACK 15" SIDE WIND	\$134.52
02979436	PLATE, MACHINED PUMP MOUNT	\$93.32	02979719	HOSE #8-8MP-8MJ-12LG	\$40.50
02979437	DRIVELINE, 1"-6SPL X 3/4 W/KEY	\$342.59	02979731	SEAL KIT GEAR MOTOR	\$24.67
02979442	WASHER RUBBER VALVE COIL	\$8.14	02979735	PLATE FRONT MOUNT	\$62.97
02979443	MANUAL SWITCHBLADE ARCHIVE	\$42.00	02979736	PLATE TUBE MT TAB	\$33.66
02979489	O-RING N0552 2-014	\$6.67	02979764	PLATE, FRONT MOUNT JD 7020	\$109.85
02979490	O-RING N1059 2-012	\$6.67	02979767	WLDMT, RAIL LH JD7020	\$1,676.38
02979491	CARTRIDGE RELIEF 2000PSI	\$150.43	02979768	WLDMT RAIL R.H. JD7020	\$1,467.48
02979492	CARTRIDGE RELIEF 800 PSI	\$253.34	02979769	PLATE, STABILIZER JD 7020	\$91.84
02979493	CARTRIDGE, RELIEF, PILOT 3000PSI	\$179.33	02979770	STAND, JOYSTICK JD 7020	\$306.02

SOME PARTS SHOWN MAY NOT BE AVAILABLE FOR SALE TO ALL DEALERS. SEE DEALER AGREEMENT FOR DETAILS.

**ALAMO INDUSTRIAL REPAIR & REPLACEMENT PARTS PRICE LIST - F.O.B. POINT OF SHIPMENT
EFFECTIVE 02-15-11**

PART #	DESCRIPTION	LIST PRICE	PART #	DESCRIPTION	LIST PRICE
02979772	RAIL FRONT TANK L.H. JD 7020	\$424.55	02980088	HOSE #4-4FJX - 4FJX90° - 80"LG	\$76.73
02979784	CYL, HYD 3.5 x 1.5 x 30 ST	\$577.96	02980096	DRIVELINE 1-15 x 1-15 x 23.75	\$218.44
02979790	ADP, MACH, PULLEY JD6X15, 20, 30	\$174.85	02980112	KIT, CAGE ROPS JD6020	\$3, 436.97
02979791	HHCS M10-P1.5 X 35MM PL10.9	\$1.54	02980114	HEXB 5/8NC X 3 1/4 PL8	\$2.25
02979803	ASY VERSA TANK UNDER FENDER	\$2, 864.93	02980118	KIT SUBFRAME NH TN D CAB 4WD	\$1, 880.71
02979804	WLDMT TANK UNDER FENDER	\$1, 750.33	02980119	KIT HYDRAULIC NH TN-D CAB 4WD	\$6, 310.71
02979812	PLATE REAR VERSA MOUNT	\$82.37	02980122	ASY PUMP BOX WITH 7/8 BEARING	\$721.23
02979813	RAIL FRONT LH	\$234.41	02980134	BEARING 7/8" INTERSTATER D/L	\$85.58
02979814	RAIL FRONT RH	\$234.41	02980149	PLATE, REMOTE VALVE FORMED	\$161.37
02979818	HHCS 5/8-11UNC X 2 3/4 PL8	\$2.22	02980151	WLDMT. CYLINDER SUPPORT	\$578.68
02979828	PLATE AXLE TO TANK	\$152.51	02980152	WLDMT, RH CYLINDER SUPPORT	\$674.51
02979829	WASHER, CRANKSHAFT PULLEY	\$36.15	02980170	NUT JAM HEX 1-1/8 NF UNPLATED	\$1.86
02979841	KIT, HYDRAULIC-JD5220/5320	\$4, 114.72	02980172	CORDURA SLEEVING 2 1/2 ID X 56	\$47.82
02979857	PULLEY, CRANKSHAFT JD #R516320	\$905.06	02980177	WLDMT SWITCH MOUNT	\$154.94
02979862	UNMOUNTED PULLEY W/ADP&HW	\$1, 213.68	02980183	FSCS M20-P2.5 X 70mm PL 10.9	\$7.25
02979876	HOSE #16-16FJX-16FL90-63LG	\$230.79	02980200	WLDMT. SUBFRAME INTSTR RH	\$983.07
02979877	HOSE #24-24FL90-BLANK-55LG	\$261.90	02980204	ASY, MOTOR/SPINDLE	\$7, 560.10
02979878	HOSE #24-24FL90-BLANK-63LG	\$263.74	02980211	HEXB M16-P1.5 X 130MM PL 10.9	\$21.35
02979879	WET TUBE, 74" RH FRONT	\$163.48	02980215	BREATHER CAP ONLY W/ RING	\$17.12
02979881	MOTOR PISTON 4.91 CID	\$3, 485.92	02980229	COUNTERWEIGHT WLDMT	\$3, 726.33
02979897	PLATE, TANK TO AXLE MOUNT	\$156.05	02980236	HHCS 7/16-14NC 4-1/2 PL5	\$1.75
02979899	WLDMT, TANK UNDER FENDER	\$1, 711.89	02980237	O-RING .139 DIA X 1.296 INSIDE	\$0.47
02979900	ASY, VERSA TANK UNDER FENDER	\$3, 027.78	02980254	DRIVELINE 1-15 x 1-15 x 16.938	\$355.07
02979901	HHCS, 7/16-14 X 1 3/4" PL8	\$1.01	02980257	HHCS 7/8-9UNC 2-1/2 PL8	\$5.07
02979902	ASY, BOOM 17 MACHETE	\$9, 387.48	02980258	DRIVELINE, 7/8-13 X 18 9/16 LG	\$538.65
02979911	WLDMNT, DIPPER SECT 17	\$4, 607.88	02980265	MANUAL ARCHIVED TK15/TK15HD	\$37.26
02979916	TUBE, HYDRAULIC 17 MACHETE	\$240.41	02980282	HOSE #6 - 6MP - 4MP X 94" LG	\$88.07
02979917	TUBE, HYD 17 MACHETE	\$241.86	02980283	HOSE #6-4MP-8MP 73"LG	\$81.21
02979918	TUBE, HYD 17 MACHETE	\$269.95	02980316	MANUAL ARCHIVED A 415	\$39.13
02979920	ASY, DIPPER CYLINDER	\$998.49	02980318	LIP SEAL FOR 02961678 MTR.	\$131.25
02979928	BOLT, IMPLEMENT TIRES, ST15	\$1.36	02980319	LIP SEAL FOR 02961678 MTR.	\$54.60
02979940	LEXAN, UPPER	\$3, 036.49	02980321	O-RING FOR 02962112 MTR.	\$3.85
02979941	LEXAN, LOWER	\$1, 061.60	02980330	SEAL KIT FOR 02978487 MTR WING	\$116.00
02979957	SET, GEAR, PUMP, HYDRO 15/10	\$516.81	02980331	SEAL KIT FOR 02978485 MTR CTR	\$165.32
02979969	LIP SEAL, WING MOTOR, HYDRO	\$65.50	02980332	SEAL KIT FOR 02978484 PUMP	\$120.23
02979970	RTNR SEAL, WING MOTOR, HYDRO	\$10.06	02980344	WLDMT RAIL RH	\$1, 512.73
02979971	SNAP RING, WING MOTOR, HYDRO	\$5.83	02980349	PLATE, PUMP MOUNT	\$121.40
02979972	SEAL, WING MOTOR, HYDRO	\$6.04	02980365	U-BOLT 1/2-13 X 5 X 3 1/2	\$22.24
02979973	THRPL, WING MOTOR, HYDRO	\$105.27	02980373	ADP HYD STGHT 10MB - 16MJ	\$18.15
02980003	LEXAN, LOWER	\$393.23	02980381	SHCS 1/2-13 NC X 2" LG PL GR5	\$1.61
02980004	LEXAN, UPPER	\$576.14	02980398	COVER, DRIVE LINE	\$65.87
02980005	KIT, LEXAN RETRO-FIT	\$1, 076.78	02980404	KIT, DRIVELINE UPDATE	\$2, 163.68
02980013	MACHINED PULLEY ADAPTER	\$414.71	02980406	LOCTITE 680	\$5.16
02980014	HOSE #16-16FJX-16FJX90-68LG	\$234.41	02980407	LOCTITE 7649 PRIMER	\$52.45
02980015	HOSE, HYD 16FJX - 16FJX90 68LG	\$247.19	02980409	WLDMT MAINFRAME	\$1, 571.94
02980016	HOSE #16-16FJX-16FJX90-68LG	\$247.09	02980424	KIT FUEL TANK NH TL SERIES INT	\$2, 024.93
02980020	HOSE #6-6FJX-6FJX-36LG	\$40.63	02980437	ADP HYD STRAIGHT 6FBSP-6FBSP	\$9.62
02980021	HOSE #6-6FJX-6FJX-36LG	\$40.63	02980444	PULLEY ADAPTER MACHINED	\$314.39
02980026	WLDMT. REAR KNIFE BRACKET	\$278.87	02980453	SUPPORT HORIZONTAL KNIFE DRIVE	\$261.97
02980038	TUBE, HYD 17 MACHETE	\$121.29	02980455	HHCS, M18-P1.5 X 240MM PL 10.9	\$30.36
02980039	TUBE, HYD 17 MACHETE	\$125.36	02980456	NUT, TOPLOCK M18-P1.5 PL8	\$12.26
02980040	TUBE, HYD 17 MACHETE	\$121.06	02980470	DRIVELINE 1"-15 X 30.125	\$368.28
02980067	EXTENSION, VERSA 6 1/4	\$691.48	02980472	CYLINDER, WING 3X12 RAM ORB	\$359.05
02980068	WASHER, FENDER	\$0.23	02980478	SEAL KIT FOR 02980472 WG CYL	\$56.16
02980086	SEALING WASHER, NEOPRENE FACE	\$0.91	02980479	CYLINDER PHASING, 3-1/2X5	\$434.28
02980087	SPACER, BLOCK ARTICULATION	\$39.79	02980480	CYLINDER PHASING, 3-1/4X5	\$428.70

SOME PARTS SHOWN MAY NOT BE AVAILABLE FOR SALE TO ALL DEALERS. SEE DEALER AGREEMENT FOR DETAILS.

**ALAMO INDUSTRIAL REPAIR & REPLACEMENT PARTS PRICE LIST - F.O.B. POINT OF SHIPMENT
EFFECTIVE 02-15-11**

PART #	DESCRIPTION	LIST PRICE	PART #	DESCRIPTION	LIST PRICE
02980481	CYLINDER PHASING, 3X5	\$372.33	02980659	SPOOL , SWING DOOR	\$111.07
02980497	SEAL KIT FOR 02980479 CYL	\$80.81	02980660	SPOOL , LIFT	\$131.21
02980513	HHCS 1" - 8 UNC X 4-1/4 LG PL8	\$7.22	02980661	SPOOL , DIPPER	\$131.21
02980515	HYD FLUID ANALYSIS TEST KIT	\$66.34	02980662	SPOOL , TILT	\$226.80
02980516	KIT, MTR REPL. MACHETE	\$3, 966.74	02980663	SECTION INLET/OUTLET CCLS	\$853.92
02980529	BARREL HOUSING ASSY	\$2, 204.79	02980664	SECTION INLET/OUTLET OCFD	\$853.91
02980530	VALVE, PLATE	\$921.95	02980666	WLDMT PUMP MOUNT TS-A	\$385.20
02980531	KEY, FLAT	\$17.41	02980667	WLDMT FRONT MOUNT L.H. TS-A	\$456.86
02980532	STEEL BALL	\$5.46	02980668	WLDMT FRONT MOUNT R.H. TS-A	\$456.86
02980535	HEX SOCKET PLUG ASSY	\$35.18	02980669	WLDMT RAIL L.H. TS100-A	\$1, 467.05
02980537	HEXAG PLUG ASSY 7/8	\$35.56	02980670	WLDMT RAIL R.H. TS100-A	\$1, 467.05
02980538	BEARING HOUSING	\$1, 318.83	02980686	RELIEF VALVE INLINE 160 PSI	\$174.30
02980539	"O" RING 132 x 3	\$4.65	02980693	WLDMT, BOOM REST NH T6020/TS-A	\$1, 651.91
02980540	"O" RING 104.5 x 3	\$4.20	02980694	PLATE, AXLE STRAP	\$67.06
02980541	SEAL CARRIER	\$186.60	02980696	WLDMT, BOOM REST STABILIZER	\$359.38
02980543	USE 02988915	\$9.61	02980699	PULLEY ADAPTER NH TS-A	\$132.15
02980544	RETAINING RING	\$34.02	02980704	BOLT BAG, NH TS100A CAB 2&4WD	\$612.08
02980545	RETAINING RING	\$10.35	02980714	KIT JOYSTICK SEAT MOUNT	\$221.09
02980546	SHAFT ASSY TYPE U	\$2, 368.31	02980715	WLDMT JOYSTICK STAND - SEAT MT	\$218.24
02980547	GUIDE PIN	\$24.84	02980717	KIT EXHAUST RELOCATION NH4CYL	\$1, 538.24
02980548	CYLINDER BARREL	\$1, 515.95	02980718	WLDMT, TURBO DOWNPIPE	\$811.95
02980549	BARREL SUPPORT	\$38.96	02980719	ASSY, TS-A PUMP MOUNT W/COVER	\$315.87
02980550	PISTON ASSY	\$288.62	02980720	HHCS M12-P1.75 X 40 PL 10.9	\$1.67
02980551	RING, PISTON-USE KIT 02989112	\$4.20	02980721	HHCS 1"-8UNC X 10 1/2 PL GR 8	\$30.64
02980552	RING GEAR	\$1, 515.94	02980722	HHCS 1"-8UNC X 11 1/2 PL GR 8	\$42.11
02980553	TAP ROL BEARING	\$390.04	02980723	HHCS M18-P1.5 X 80 PL 10.9	\$11.34
02980554	TAP ROL BEARING	\$194.50	02980726	KIT, NH TS-A CONTROL STAND	\$193.95
02980555	SPACER WASHER	\$9.56	02980727	SHCS, M8-P1.25 x 35mm PL10.9	\$1.39
02980556	RETAINING RING	\$9.56	02980728	HHCS, M12-P1.75 x 30mm PL10.9	\$1.24
02980557	SHIM 0.5	\$13.43	02980730	HHCS, 3/4-10 NC x 4-1/4" PL8	\$4.83
02980558	SHIM 0.2	\$24.04	02980737	FRONT MOUNT PLATE L.H.	\$187.55
02980559	SHIM 0.4	\$24.04	02980738	FRONT MOUNT PLATE R.H.	\$187.55
02980560	SHIM 0.6	\$24.04	02980739	REAR MOUNT PLATE	\$126.73
02980561	SHIM 0.8	\$31.23	02980762	PLATE, LH SIDE SUPPORT	\$246.37
02980562	SHIM 1.0	\$24.04	02980763	PLATE, RH SIDE SUPPORT	\$186.41
02980563	SHIM 0.7	\$14.70	02980764	PLATE, RH MIDMOUNT	\$129.32
02980564	SHCS M12 x P1.75 x 50 10.9	\$7.86	02980784	KIT, 1000 HR PRTS MACHETE G/FL	\$598.71
02980565	LOCKWASHER M13 x 19.5	\$21.30	02980803	LEXAN DOOR, NEW HOLLAND TS-A	\$1, 826.66
02980566	REBUILD KIT	\$3, 126.44	02980804	WLDMT. RAIL LH TS100A MACHETE	\$2, 225.50
02980567	SEAL KIT FOR 02979881 MTR	\$179.85	02980805	RAIL, TANK LH	\$159.33
02980568	RELIEF VALVE 280 BAR	\$364.20	02980807	WLDMT. RH TANK RAIL TS100A	\$187.94
02980569	RELIEF VALVE 330 BAR	\$375.27	02980826	BRACE- A-FRAME RM INT.	\$159.00
02980570	RELIEF VALVE SEAL KIT	\$12.18	02980828	PLATE, SPEED INCREASER MOUNT	\$129.71
02980571	RELIEF MANIFOLD	\$2, 280.05	02980834	WLDMT. MAINFRAME DUAL WING	\$3, 774.23
02980579	McCORMICK TURBO DOWNPIPE	\$91.54	02980846	HOUSING MOUNT FLANGE	\$146.79
02980584	KIT 3" EXHAUST CLAMP	\$13.72	02980858	SEAL KIT FIRST SECTION	\$62.18
02980618	HOSE #20-20FJX -20FJX90-120LG	\$438.75	02980859	SEAL KIT SECOND SECTION	\$91.20
02980625	DRIVELINE 7/8 x 7/8 x 26.75"	\$350.72	02980869	ASY VERSA TANK UNDER FENDER	\$2, 420.25
02980636	KIT, DRIVE LINE UPDATE	\$1, 382.35	02980880	KIT, PUMPGUARD NH TB	\$627.11
02980642	KIT SIDE SCREEN	\$866.78	02980888	KIT, LEXAN DOOR - NH TS-A	\$2, 223.78
02980643	HOSE #16- 16FJX - 16MJ -12" LG	\$84.99	02980889	TRIM PUSH ON WEATHER SEAL 199"	\$81.75
02980644	DRIVELINE 1-15 X 1-15 X 22.188	\$877.65	02980890	DRIVELINE, 7/8-13 SPL x 24.125"	\$425.31
02980649	WLDMT EXHAUST BRACKET	\$294.48	02980897	TRIM PUSH ON WEATHER SEAL BULK	\$405
02980656	SECTION, SWING, LIFT, DIPPER	\$732.98	02980904	WLDMT. RAIL RH TS115A MACHETE	\$1, 687.85
02980657	SECTION, BARE, TILT	\$706.07	02980905	WLDMT. RAIL RH TS100A MACHETE	\$1, 701.91
02980658	SECTION, BARE, DOOR	\$487.50	02980906	VALVE DIR CTRL 2-SPOOL	\$964.94

SOME PARTS SHOWN MAY NOT BE AVAILABLE FOR SALE TO ALL DEALERS. SEE DEALER AGREEMENT FOR DETAILS.

**ALAMO INDUSTRIAL REPAIR & REPLACEMENT PARTS PRICE LIST - F.O.B. POINT OF SHIPMENT
EFFECTIVE 02-15-11**

PART #	DESCRIPTION	LIST PRICE	PART #	DESCRIPTION	LIST PRICE
02980916	KIT, EXHAUST RELOCATION TS115A	\$1,388.20	02981219	FRONT MOUNT PLATE R.H.	\$212.84
02980917	PIPE, EXHAUST NH TS115A	\$827.35	02981273	PIN SPACER, DIPPER	\$92.27
02980923	ADP. HYD 4MJIC - 14 METRIC STR	\$75.70	02981275A	CYLINDER 3.0B X 1.5R X 12.0S	\$1,052.21
02980924	PLATE, RH VALVE END	\$799.36	02981276	CYLINDER, 2.5B X 1.5R X 36.0S	\$967.58
02980926	STUD, M10-P1.0 X 120mm PL10.9	\$23.26	02981277	CYLINDER, 4.0B X 2.25R X 21.5S	\$1,171.99
02980927	KIT, JD RH VALVE END PLATE	\$860.23	02981278	CYLINDER, 4.5B X 2.5R X 24.63S	\$1,622.76
02980938	KIT, FUEL TANK NH TSA	\$2,447.44	02981279	CYLINDER, 4.0B X 2.25R X 24.63S	\$1,344.42
02980949	PUMP BOX ASSY W/ 1" BEARING	\$699.39	02981280	CYLINDER, 3.0B X 1.5R X 16.0S	\$811.38
02980952	DRIVELINE 1-15 X 1-15 X 29.125	\$370.92	02981289	30' DIPPER BOOM WLDMT	\$3,733.31
02980953	PULLEY ADAPTER MACHINED 15 SPL	\$348.32	02981290	24' DIPPER WLD'MT	\$3,235.30
02980967	HHCS, M12-P1.75 x 60mm PL10.9	\$1.93	02981292	PLATE, BOOM STOP, UNDER MOUNT	\$42.08
02980968	WLDMT, L.H. TANK RAIL	\$591.29	02981293	WLD'MT PIN, TURRET LIFT, MVB	\$197.02
02980969	WLDMT R.H. TANK RAIL	\$591.29	02981294	WLD'MT PIN, DIPPER / LIFT, MVB	\$225.91
02980970	WLDMT L.H. SIDE SUPPORT	\$490.46	02981295	WLD'MT PIN, TURRET CYLINDER	\$99.90
02980971	WLDMT R.H. SIDE SUPPORT	\$337.15	02981298	WELDMENT, BOOM, LIFT	\$4,565.24
02980976	LOCKNUT, CENTERLOCK 5/8 NC PLC	\$0.84	02981311	VERSA TANK UNDER FENDER	\$1,748.30
02980979	SEAL KIT, POLY, LOGIC VALVE	\$20.43	02981315	CYLINDER, 2.5B X 1.5R X 14.38S	\$521.31
02980993	KIT BATTERY RELOCATION	\$258.50	02981316	CYLINDER, 1.5B X .75R X 6.25S	\$423.66
02981006	HOSE #4 - 4FJX - 4FJX -107LG	\$100.58	02981317	SLEW BEARING, 20 OD X 12.75ID	\$2,163.68
02981007	HOSE #4 - 4FJX - 4FJX -107LG	\$100.47	02981318	SLEW BEARING, 12 OD X 5.8 ID	\$1,532.61
02981020	LED RED 12VDC	\$26.46	02981322	WLDMT. RAIL RH NH TS90 100 110	\$1,652.81
02981022	SWITCH MOMNTRY PUSHBTTN RED	\$58.83	02981323	WLDMT. RAIL LH NH TS90 100 110	\$1,968.18
02981023	SWITCH MOMNTRY PUSHBTTN BLK	\$46.69	02981330	WLDMT, JD6020 BRAHMA MOUNT	\$1,151.56
02981024	SOCKET RELAY	\$6.41	02981331	BRACKET, TANK TO AXLE	\$154.08
02981025	RELAY SPDT 12VDC 20A	\$20.42	02981332	WLDMT, CWT FOR VERSA BOOM	\$5,565.95
02981026	CIRCUIT BREAKER 10A PANEL MNT	\$24.52	02981334	STABILIZER VERSA TS115-A	\$491.02
02981027	BOOT CIRCUIT BREAKER COVER	\$20.98	02981342	HYDRAULIC TUBING, #16 SHORT	\$373.64
02981028	SWITCH PUSH PULL	\$78.42	02981343	HYDRAULIC TUBING, #16 LONG	\$323.49
02981029	JOYSTICK ASSEMBLY	\$3,924.89	02981344	HYDRAULIC TUBING, #8	\$426.98
02981030	SWITCH MOMENTARY PUSHBUTTON	\$91.74	02981351	SHCS M20-P2.5- 30mm PL10.9	\$9.55
02981033	ASSEMBLY PUSHBTTN FACE PLATE	\$258.15	02981357	VALVE, ASY 2 -SPOOL	\$1,231.13
02981035	INSERT, LEXAN DOOR INSTALL	\$3.68	02981369	PUMP, LS VARIABLE DISP CCW	\$2,646.68
02981049	MT KIT, JD6615/6715 ROPS/2&4WD	\$13,175.46	02981370	VALVE, HYD LS 6-SECTION	\$15,174.37
02981053	PULLEY ADAPTER MACHINED	\$356.32	02981371	USE 02986176	\$812.23
02981055	PUMP FLANGE SAE B	\$536.95	02981372	FILTER, HEAD, W/IND PORT	\$238.80
02981067	HOSE #20-20FJX-20FJX-136LG	\$391.02	02981373	INDICATOR, ELEC W/PACKARD	\$188.72
02981074	SPACER ARTICULATION BLOCK 1/2"	\$13.48	02981374	CONTROLLER, 3/AXIS 5 BUTTON	\$3,080.23
02981078	MAINFRAME DUAL WING INT	\$3,428.94	02981375	USE 02984731	\$2,307.99
02981084	HHCS, M12-P1.75 x 50mm PL10.9	\$1.86	02981376	HOUSING, DISPLAY & SWITCH	\$1,226.27
02981115	WLDMT., CONTROL STAND	\$187.16	02981377	COOLER, OIL/AIR W/FAN	\$1,534.99
02981119	WLDMT, TANK INTERSTATER	\$1,529.20	02981379	SOFTWARE, IQAN W/CABLE	\$2,924.25
02981124	TANK COVER WLDMT. INT	\$539.90	02981381	ASY, PUMP COVER	\$724.45
02981126	MT KIT, JD6020 CAB/2&4WD BRMA	\$4,976.40	02981382	PLATE, JD6615/7020 TANK MOUNT	\$97.50
02981128	HOSE, #8 8FJX - 8FJX - 7LG	\$50.15	02981383	MOUNT, COOLER, RH	\$33.97
02981129	KIT, HYDRAULIC CONNECTION	\$704.49	02981384	MOUNT, COOLER, LH	\$33.97
02981141	TURRET, UNDER MOUNT	\$1,692.71	02981388	SUB ASY, TANK HYD MAV L90	\$3,980.63
02981160	USE 02986507	\$1,976.54	02981389	WLDMNT, TANK, HYD MAV L90	\$1,512.09
02981168	WELDMENT, CENTER SECTION, UM	\$2,659.65	02981391	FILTER, RETURN	\$483.36
02981178	WELDMENT, TURNNION MOUNT, UM	\$459.58	02981400	O-RING 8-1/2 X 9 X 1/4	\$7.29
02981198	SHCS 3/8 NC X 3/4 PL8	\$0.57	02981404	MOUNT, TANK, RAIL, RH, TSA	\$112.47
02981199	ADP HYD ELBOW 12MJ-12MJ45 BKHD	\$31.57	02981405	MOUNT, TANK, RAIL, LH, TSA	\$215.67
02981202	YOKE OUTER STAR	\$601.78	02981410	WELDMENT, 60 ROTARY, SWIVEL	\$5,633.49
02981207	WLDMT, R.H. FRONT MOUNT	\$666.88	02981411	WELDMENT-50 HEAD DECK	\$6,110.09
02981213	WELDMENT, BOOM, LIFT	\$3,602.87	02981412	SENSOR, TEMPERATURE	\$177.49
02981217	REAR MOUNT PLATE	\$118.13	02981413	WELDMENT, COVER, CLEANOUT	\$90.72
02981218	FRONT MOUNT PLATE L.H.	\$212.84	02981415	WLDMNT, ARMREST, CONTROLLER	\$469.47

SOME PARTS SHOWN MAY NOT BE AVAILABLE FOR SALE TO ALL DEALERS. SEE DEALER AGREEMENT FOR DETAILS.

**ALAMO INDUSTRIAL REPAIR & REPLACEMENT PARTS PRICE LIST - F.O.B. POINT OF SHIPMENT
EFFECTIVE 02-15-11**

PART #	DESCRIPTION	LIST PRICE	PART #	DESCRIPTION	LIST PRICE
02981419	BUSHING, CONNEX, 2X1-3/4X1-1/4	\$23.42	02981687	O-RING	\$1.46
02981420	BUSHING, CONNEX, 2-1/4X2X3	\$31.81	02981688	BACK-UP RING	\$2.89
02981423	WLDMNT, TELESCOPIC, MAVERICK	\$2, 669.61	02981692	WLD'MT ATTACHMENT PIN LONG	\$82.35
02981424	BUSHING, CONNEX, 1-3/4X1-1/2X3	\$27.64	02981695	WELDMENT, LINK ARM, MAVERICK	\$363.44
02981425	WLD'MT PIN TILT CYLINDER	\$142.56	02981700	CYL ROD GUARD ASSEMBLY	\$213.49
02981427	HOSE #8-8FJX-8FJX90-24LG	\$57.10	02981702	SLOTTED NUT, 1-1/2 NF	\$10.53
02981428	HOSE #8-8FJX-8FJX90-21LG	\$54.84	02981704	MOUNT, MODULE	\$35.24
02981429	HOSE #12-12FJX-12FJX-23LG	\$71.57	02981705	ASY HYDRAULIC TANK	\$2, 759.19
02981430	HOSE #12-12FJX-12FJX-31LG	\$93.71	02981706	WLDMT. MAINFRAME DUAL INTSTR	\$4, 057.05
02981431	HOSE #4-4FJX-4FJX90-35LG	\$64.05	02981711	WLDMT, L.H. TANK RAIL	\$617.46
02981432	HOSE #4-4FJX-4FJX90-20LG	\$60.47	02981712	WLDMT, R.H. TANK RAIL	\$617.46
02981433	HOSE #20-20FJX-20FJX-24LG	\$179.33	02981716	KIT, SEAL, FILTER, RETURN	\$47.20
02981437	ADP, HYD, 12MB - 10MJ ST	\$7.04	02981717	ELEMENT, FILTER, RETURN	\$195.05
02981441	KNOB 3/8NC X 1-1/2 STUD	\$16.16	02981720	BREATHER, ELEMENT, FILTER	\$19.24
02981455	WLD'MT, HITCHPOST, PA92	\$627.96	02981721	COVER, BREATHER, FILTER	\$24.73
02981460	ASY, FINAL, ROTARY W/ FLAPS	\$7, 083.78	02981722	SWITCH, PRESSURE, FILTER	\$207.36
02981462	HOSE #12-12FJX-12FJX90-20LG.	\$71.52	02981725	WLDMT BATTERY BRACKET	\$277.93
02981464	ASY, MOUNT PUMP COVER TSA	\$107.25	02981735	CYL ROD GUARD ASSEMBLY	\$211.32
02981465	ASY, JOHN DEERE PUMP COVER MT	\$84.75	02981739	SLIDE BLOCK, DIPPER, MAVERICK	\$84.45
02981467	WLDMT, LH BRAHMA MOUNT	\$501.85	02981740	SLIDE PUCK, DIPPER, MAVERICK	\$90.20
02981485	WLDMNT, BOOM REST NH	\$1, 353.40	02981741	WELDMENT, HITCH POST, SWIVEL	\$928.02
02981489	MACHINED PULLEY ADAPTER	\$383.99	02981750	KIT, BATTERY RELOCATION	\$292.18
02981490	DRIVELINE 1-15 X 1-15 X 13"	\$737.10	02981752	PLATE, HITCH POST BOTTOM, MAV	\$138.75
02981491	PLATE, LH TANK RAIL	\$306.29	02981757	WELDMENT, PIN, HITCH POST	\$171.35
02981493	WLDMT., RH TANK RAIL	\$175.09	02981761	HOSE #20-20FJX -20FJX 73LG	\$379.33 [®]
02981503	DEFLECTOR PANEL, PA92	\$46.28	02981771	BRACKET, EXHAUST STABILIZER	\$63.11
02981504	SHOE, SKID, PA92 48" ROTARY	\$113.53	02981774	HOSE #16-16FJX-16FBSP90-36LG	\$182.60
02981517	BOLT, EYE TURNED 1/4-20 x 1LG	\$0.53	02981775	ASY, PAN, PA92 48" ROTARY	\$1, 160.70
02981518	REAR MOUNT PLATE	\$130.79	02981777	ASSEMBLY, 24' MAVERICK	\$17,534.48
02981531	MODULE, XP2, EXPANSION	\$2, 508.75	02981784	PIN, 1 1/2 X 17 3/4	\$71.93
02981532	MODULE, XT2, EXPANSION	\$2, 985.69	02981785	SHCS 5/8 NC 2 1/4 PL8	\$5.67
02981533	MODULE, XS, EXPANSION	\$1, 849.74	02981786	SHCS 5/8 NC 1 3/4 PL8	\$2.23
02981539	SPLITTER BOX 540 RPM	\$1, 361.97	02981788	PLATE, BOTTOM COVER, UNDR MNT	\$65.44
02981542	ASY, GEARBOX - CW	\$1, 073.96	02981802	WEAR SLIDE, DIPPER, MAVERICK	\$29.31
02981548	BUSHING, BLADE BOLT	\$25.39	02981803	ASY, COMPLETE, TANK & VALVE	\$24,061.12
02981549	BLADE BOLT AND NUT	\$39.15	02981804	SEAL KIT, O-RING VALVE SECTION	\$32.44
02981550	BLADE BOLT	\$27.12	02981810	LEVER SHORT SNGL AXIS CONTROL	\$92.17
02981556	GREASE ZERK	\$2.84	02981819	ADP HYD STGHT 16FLH-16MJ SPCL	\$53.99
02981559	OUTER CARDEN TUBE	\$180.32	02981820	SHCS 1/2 NC 1-1/2 PL8	\$1.67
02981561	FLEXIBLE PIN	\$4.24	02981822	WELDMENT, HOSE BRACKET, UM	\$103.17
02981562	FLEXIBLE PIN	\$4.24	02981823	HOSE #4-4FJX-4MJ-76LG	\$63.99
02981584	COMPLETE SHIELDING SETS	\$487.62	02981824	HOSE #4-4FJX-4MJ-76LG	\$64.38
02981590	OUTER CARDEN TUBE	\$200.04	02981825	HOSE #6-6FJX-6FJX-28LG	\$49.29
02981609	COMPLETE SHIELDING SET	\$419.53	02981826	HOSE #6-6FJX-6MJ-22LG	\$44.29
02981630	LINING	\$36.18	02981827	HOSE #6-6FJX-6MJ-16LG	\$44.54
02981643	OIL SEAL	\$21.60	02981828	HOSE #4-4FJX-4MJ-76LG	\$67.16
02981645	BALL BEARING	\$49.09	02981829	HOSE #4-4FJX-4MJ-76LG	\$67.41
02981651	SHIM KIT	\$25.53	02981830	HOSE #6-6FJX-6MJ-76LG	\$60.39
02981658	OIL CAP	\$16.03	02981832	HOSE #6-6FJX-6MJ-76LG	\$67.45
02981659	INPUT SHAFT, 1-3/4 Z20	\$276.19	02981833	HOSE #6-6FJX-6MJ-76LG	\$67.62
02981671	CROWN GEAR, Z24	\$313.91	02981834	HOSE #6-6FJX-6MJ-102LG	\$80.79
02981672	PINION GEAR Z16	\$188.35	02981835	HOSE #6-6FJX-6MJ-102LG	\$81.04
02981675	D/L CV 540 CAT V, SIZE 8	\$1, 857.74	02981836	HOSE #6-6FJX-6MJ-120LG	\$88.23
02981680	BLADE, FAN, CW ROTATION PA92	\$71.51	02981837	HOSE #6-6FJX-6MJ-120LG	\$88.61
02981685	O-RING , TUBE FITTING	\$1.29	02981838	HOSE #4-4FJX-4MJ-176LG	\$91.60
02981686	O-RING , TUBE FITTING	\$1.99	02981839	HOSE #4-4FJX-4MJ-176LG	\$91.84

SOME PARTS SHOWN MAY NOT BE AVAILABLE FOR SALE TO ALL DEALERS. SEE DEALER AGREEMENT FOR DETAILS.

**ALAMO INDUSTRIAL REPAIR & REPLACEMENT PARTS PRICE LIST - F.O.B. POINT OF SHIPMENT
EFFECTIVE 02-15-11**

PART #	DESCRIPTION	LIST PRICE	PART #	DESCRIPTION	LIST PRICE
02981840	HOSE #4-4FJX-4MJ-176LG	\$91.60	02981933	USE 02979971	\$436.28
02981841	HOSE #4-4FJX-4MJ-176LG	\$91.90	02981959	SHOE BOTTOM	\$80.79
02981842	HOSE #6-6FJX-6MJ-176LG	\$96.96	02981960	WELDMENT SKID SHOE	\$854.09
02981843	HOSE #6-6FJX-6MJ-176LG	\$97.19	02981976	BACK PIVOT PLATE TAPPED	\$335.13
02981844	HOSE #4-4FJX-4FJX-77LG	\$69.00	02981979	ROTOR ACTUATOR SWITCHBLADE	\$1,963.96
02981845	HOSE #4-4FJX-4FJX-77LG	\$76.43	02981980	PRE-ASY, SKID SHOE & ACTUATOR	\$3,884.81
02981846	HOSE #16-16FJX-16FJX90-102LG	\$304.48	02981981	RH SHOE DRV ACTUATOR BRKWY	\$9,424.07
02981847	HOSE #16-16FJX-16FJX90-102LG	\$333.36	02981984	COVER SWITCHBLADE MOTOR	\$130.37
02981848	HOSE #16-16FJX-16FJX-54LG	\$177.30	02981985	WASHER, 18mm HARDENED	\$3.07
02981849	HOSE #16-16FJX-16FJX-58LG	\$167.78	02981990	HARNES, RESISTOR	\$241.99
02981850	HOSE #12-12FJX-12FJX90-102LG	\$94.19	02981992A	ASY MAVERICK OPERATORS &	\$39.13
02981851	HOSE #12-12FJX-12FJX-56LG	\$66.05	02981992P	MANUAL, PARTS MAVERICK	\$41.48
02981855	HOSE #4-4FJX-4MJ-115LG	\$72.73	02981995	DRIVELINE 1-15 X 1-15 X 20.06	\$444.69
02981856	HOSE #4-4FJX-4MJ-115LG	\$73.03	02981999	DRIVELINE, MODIFIED 02973712A	\$831.67
02981857	HOSE #6-6FJX-6MJ-115LG	\$79.52	02982000	DRIVELINE, MODIFIED 02975257A	\$942.18
02981858	HOSE #6-6FJX-6MJ-115LG	\$79.82	02982005	WLDMT. RIGHT REAR RAIL	\$941.43
02981859	HOSE #6-6FJX-6MJ-115LG	\$68.87	02982006	WLDMT. LEFT REAR RAIL	\$749.49
02981860	HOSE #6-6FJX-6MJ-115LG	\$79.82	02982014	WLDMT. FRONT RIGHT RAIL	\$465.68
02981861	HOSE #6-6FJX-6MJ-130LG	\$78.30	02982022	WLDMT. BOOM REST STABILIZER	\$277.31
02981862	HOSE #6-6FJX-6MJ-130LG	\$78.62	02982038	ELEMENT, REPLACEMENT	\$90.72
02981863	HOSE #6-6FJX-6MJ-80LG	\$72.13	02982039	O-RING, BOWL	\$8.24
02981864	HOSE #6-6FJX-6MJ-80LG	\$72.13	02982040	BOWL, FILTER ASY	\$411.47
02981865	HOSE #4-4FJX-4MJ-214LG	\$97.64	02982041	PLATE, PUMP MOUNT	\$133.31
02981866	HOSE #4-4FJX-4MJ-214LG	\$93.90	02982042	RAIL, FRONT L.H.	\$236.08
02981867	HOSE #4-4FJX-4MJ-214LG	\$97.64	02982043	RAIL, FRONT R.H.	\$212.40
02981868	HOSE #4-4FJX-4MJ-214LG	\$93.90	02982045	SPACER, PUMP PLATE	\$78.20
02981869	HOSE #6-6FJX-6MJ-214LG	\$98.44	02982048	WLDMT, BATTERY LIFT	\$214.14
02981870	HOSE #6-6FJX-6MJ-214LG	\$124.01	02982066	SEAL KIT, 02981275	\$101.04
02981872	SHCS 1/2-13 NC X 2" LG PL GR8	\$1.47	02982067	SEAL KIT, 02981276	\$92.00
02981873	HOSE #16-16FJX-16FJX90-140LG	\$333.06	02982068	SEAL KIT, 02981277& 79	\$90.49
02981874	HOSE #16-16FJX-16FJX90-140LG	\$360.62	02982069	SEAL KIT, 02981278	\$135.72
02981875	HOSE #16-16FJX-16FJX-90.5LG	\$246.42	02982071	SEAL KIT, 02981280	\$93.29
02981876	HOSE #16-16FJX-16FJX-94LG	\$258.44	02982072	SEAL KIT, 02981315	\$66.11
02981877	HOSE #12-12FJX-12FJX90-140LG	\$117.64	02982073	SEAL KIT, 02981316	\$90.27
02981878	HOSE #12-12FJX-12FJX-93LG	\$90.16	02982077	VALVE ASY 2-SPOOL W/FTGS VDOT	\$1,526.94
02981879	HOSE #4-4FJX-4MJ-115LG	\$72.73	02982085	SPACER, PUMP PLATE	\$34.30
02981880	HOSE #4-4FJX-4MJ-115LG	\$73.03	02982097	SPEED INCR 1:4 "C" FLANGE/SHAFT	\$956.23
02981881	KIT, MAINFRAME	\$3,096.03	02982100	BOLT BAG NH TL-A V/B	\$431.83
02981883	KIT HYDRO-15 NH TS-A	\$508.99	02982118	HOSE #6-6FJX-6FJX-167LG	\$105.48
02981886	CORE, HEAT EXCH.	\$681.51	02982129	HOSE #4-4FJX-4FJX90-94LG	\$99.17
02981887	FAN, HEAT EXCHANGER	\$540.32	02982131	ASY POWER HOSES IN SLEEVE	\$1,000.19
02981892	MT KIT, NH TS115A C/4 MV30	\$21,341.09	02982136	ASY SWIVEL-DOOR HOSES IN SLEEV	\$353.53
02981895	KIT, TS-A FRT AXLE STABILIZER	\$999.55	02982142	HOSE #16-16FJX-16FJX90-146LG	\$344.61
02981896	ADP HYD REDUCER 6FJX - 4MJ	\$3.52	02982144	HOSE #12-12FJX-12FJX90-144LG	\$121.23
02981909	PULLEY ADAPTER, MACHINED	\$465.33	02982147	HOSE #6-6FJX-6FJX-179LG	\$92.69
02981913	PUMP BOX, MACHINED	\$138.45	02982148	HOSE #6-6FJX-6FJX-179LG	\$92.76
02981916	SOL, W/ O-RINGS, P70 & L90	\$470.24	02982157	HOSE BUNDLE 6 CYL MAVERICK	\$3,155.41
02981918	L90LS, INLET SECTION, SEAL KIT	\$99.74	02982159	ASY SWING HOSES IN SLEEVE	\$292.23
02981919	L90LS, CAP KIT, ECH	\$527.47	02982160	ASY LIFT HOSES IN SLEEVE	\$321.86
02981920	L90LS, PC, STROKE LIMITER	\$229.53	02982161	ASY DIP-TELE-TILT HOSES IN SLE	\$725.49
02981921	BARREL ASSEMBLY, 02981275	\$840.58	02982162	ASY DIVERTER HOSES IN SLEEVE	\$229.10
02981922	ROD ASSEMBLY, 02981275	\$791.81	02982164	SPACER, FRONT MOUNT	\$33.05
02981922A	ROD ASSEMBLY W/SPHERICAL EYE	\$576.56	02982167	WLDMT. BOOM REST SUPPORT	\$373.33
02981929	BARREL ASSEMBLY, 02981279	\$853.39	02982188	WLDMT, HTCHPST, BM MOUNT	\$1,530.90
02981930	ROD ASSEMBLY, 02981279	\$876.07	02982237	GUSSET, EXHAUST	\$136.00
02981932	ROD ASSEMBLY, 02981280	\$371.77	02982238	RAIL, FRONT L.H.	\$292.32

SOME PARTS SHOWN MAY NOT BE AVAILABLE FOR SALE TO ALL DEALERS. SEE DEALER AGREEMENT FOR DETAILS.

**ALAMO INDUSTRIAL REPAIR & REPLACEMENT PARTS PRICE LIST - F.O.B. POINT OF SHIPMENT
EFFECTIVE 02-15-11**

PART #	DESCRIPTION	LIST PRICE	PART #	DESCRIPTION	LIST PRICE
02982239	RAIL, FRONT R.H.	\$292.32	02982567	KIT, JD 6020 ARM REST	\$646.02
02982249	BUSHING CONNEX 1-3/4 X1-1/2X 1	\$22.12	02982568	PLATE R.H. MID MOUNT (VERSA)	\$148.30
02982250	BUSHG CONNEX 1-3/4X1-1/2X1-1/2	\$26.87	02982569	SPACER, MID MOUNT (VERSA)	\$61.83
02982251	BUSHING CONNEX 1-3/4 x1-1/2x2	\$29.51	02982570	PLATE L.H. MID MOUNT (VERSA)	\$195.96
02982263	WLDMT. BRAHMA MOUNT	\$1, 015.62	02982576	USE 02985869	\$6, 531.59
02982279	INST MANUAL, NH TS-A MAVERICK	\$39.13	02982592	SEAL KIT FOR 8720B CYL	\$75.66
02982288	MANUAL SERVICE MAVERICK	\$39.13	02982597	ASY, VERSA TANK UNDER FENDER	\$2, 784.60
02982292	HOSE #12-12FJX-12FJX-24LG	\$57.18	02982598	WLDMT, HYD. TANK UNDER FENDER	\$1, 528.49
02982296	KIT, SWB BREAK-AWAY VALVE	\$356.62	02982611	KIT, VERSA MID MOUNT UPDATE	\$583.75
02982320	WLDMT., CYLINDER SUPPORT	\$332.12	02982612P	PARTS MANUAL SB W/ ACT.	\$39.08
02982324	PLATE, IQAN MOUNT	\$166.90	02982612S	SERVICE MANUAL SB W/ ACT.	\$36.23
02982332	CORDURA SLEEVE, 3.66ID, 142LG	\$121.54	02982617	FILTER, HYDRAULIC- NH#47131194	\$57.64
02982333	CORDURA SLEEVE, 2.54ID, 156LG	\$65.34	02982618	FILTER, ENGINE OIL-NH#47135703	\$24.32
02982334	CORDURA SLEEVE, 2.54ID, 10LG	\$21.57	02982619	FILTER, FUEL NH#47135706	\$37.65
02982335	CORDURA SLEEVE, 2.54ID, 80LG	\$37.03	02982621	FILTER, OTR CAB NH#47135038	\$40.80
02982336	CORDURA SLEEVE, 3.66ID, 124LG	\$98.57	02982624	FILTER, CAB NH#47128151	\$78.37
02982337	CORDURA SLEEVE, 2.54ID, 120LG	\$80.26	02982629	FILTER, ENGINE OIL NH#87803205	\$51.03
02982339	OVAL SLEEVE, 5/32 DIA	\$1.11	02982632	FILTER, ENG OIL NH#1909102	\$36.20
02982340	ASY, MDM & PROGRAM L90	\$2, 583.28	02982638	FILTER, HYDRAULIC NH#82005016	\$100.79
02982347	ADP, HYD 16MB - 10MJ STGHT	\$14.55	02982642	FILTER, INNER AIR-NH#47135975	\$51.85
02982365	FACE NUT 3/8 NF	\$17.16	02982645	WLDMT, RH SIDE MOUNT- VERSA	\$241.40
02982366	PANEL JAMNUT 3/8 NF	\$0.84	02982647	PLATE, LH SIDE MOUNT	\$215.25
02982367	SWITCH KNOB	\$16.16	02982650	PLATE, FRONT SPACER JD5425	\$34.81
02982376	SPACER, FRONT MOUNT	\$66.34	02982704	TUBE, HYDRAULIC TOP, 22' LIFT	\$247.35
02982380	WLDMT. RIGHT FRONT RAIL	\$405.41	02982705	TUBE, HYD BOTTOM, 22' LIFT	\$244.57
02982383	WLDMT. LEFT FRONT RAIL	\$408.35	02982706	TUBE, HYD FRONT, 22' DIPPER	\$330.57
02982388	WLDMT. RH REAR RAIL	\$1, 042.02	02982707	TUBE, HYD REAR, 22' DIPPER	\$324.66
02982390	WLDMT. LH REAR RAIL	\$697.18	02982708	TUBE, HYD TOP, 25' LIFT	\$360.39
02982392	WLDMT. BOOM REST	\$1, 335.13	02982709	TUBE, HYD BOTTOM, 25' LIFT	\$360.39
02982395	MT KIT, JD6615/6715 C/4 MV30	\$18,751.55	02982710	TUBE, HYD FRONT, 25' DIPPER	\$360.39
02982398	LEXAN, DOOR JD6020	\$2, 114.39	02982711	TUBE, HYD REAR, 25' DIPPER	\$360.39
02982399	LEXAN, DOOR, JD7020	\$1, 983.77	02982712	TUBE, HYD TOP, 18' LIFT	\$152.18
02982406	LEXAN DOOR, KUBOTA M105S	\$2, 298.77	02982713	TUBE, HYD BOTTOM, 18' LIFT	\$293.86
02982412	KIT, JD6015/6020 LEXAN DOOR	\$2, 704.59	02982714	TUBE, HYD FRONT, 18' DIPPER	\$474.78
02982417	TRIM PUSH ON WEATHER SEAL 168"	\$83.27	02982715	TUBE, HYD REAR, 18' DIPPER	\$474.78
02982418	TRIM PUSH ON WEATHER SEAL 96"	\$61.18	02982725	BUMPER, SWB PUMP GUARD	\$395.28
02982429	KIT, JD7020 LEXAN DOOR	\$2, 016.74	02982731	WELDMENT, 18' LIFT	\$2, 527.62
02982430	KIT, KUBOTA M105S LEXAN DOOR	\$1, 802.54	02982732	WELDMENT, 18' DIPPER	\$3, 320.89
02982431	KIT, JD6615 FRT AXLE STABILIZER	\$1, 284.36	02982734	WELDMENT, 22' LIFT	\$3, 526.59
02982437	BRACKET JOYSTICK MOUNT	\$411.87	02982735	WELDMENT, 22' DIPPER	\$2, 740.05
02982443	WLDMT. CYL. SUPPORT	\$406.46	02982737	WELDMENT, 25' LIFT	\$4, 182.00
02982445	WLDMT. BOOM REST SUPPORT	\$501.93	02982738	USE 02988621	\$2, 736.35
02982447	R.H. STRAP, AXLE CYL. SUPPORT	\$49.45	02982749	WELDMENT, HITCH, ROTARY, BOOM	\$1, 032.85
02982449	WLDMT. R.H. FRONT AXLE STRAP	\$125.44	02982750	HOSE #20-20FJX-20FJX-125"LG	\$291.71
02982454	SHCS 1/2 NC 7/ 8 PL	\$2.45	02982751	HOSE/SUCTION #24 150" LG	\$206.47
02982455	SLIDE BLOCK, DIPPER, MAVERICK	\$73.56	02982758	MIRROR, 8 1/2" CONVEX-BLK STEEL	\$51.32
02982469	O-RING 4"ID X 1/16 W	\$1.20	02982762	STRAP, BATTERY TIE DOWN (#34)	\$75.36
02982474	KIT, RETROFIT, SWB, W/ RA	\$4, 026.84	02982765	HOSE #8 - 8FJX - 8FJX90 -78LG	\$76.77
02982478	CARTRIDGE RELIEF SET 1550 PSI	\$220.57	02982766	SUCT HOSE #16 -66LG PLAIN ENDS	\$93.87
02982484	FLAIL HEAD 39" BRUSH PA91	\$4, 331.76	02982774	KIT, SUBFRAME-NH TL-A CAB SWB	\$2, 584.39
02982513	WLDMT. LEFT REAR RAIL	\$922.23	02982800	KNF SCTNS TOP SER CHR PL BX 25	\$26.79
02982516	MOUNT, COVER, PUMP	\$66.11	02982808	KIT, SEAT MT JOYSTICK NH TS-A	\$1, 094.14
02982523	KIT, SUBFRAME - JD 5425	\$1, 861.29	02982837	MACHINED PULLEY ADAPTER 7/8-13	\$261.10
02982525	WLDMT. SWITCHBLADE FRAME	\$1, 471.96	02982844	PLATE, MOUNT SPEED INCREASER	\$183.86
02982530	D/L 7/8-13 X 3/4-3/16 KEY 26.5	\$312.31	02982847	STRAINER, 3" INLET x 2"OUTLET	\$136.18
02982551	KIT, JD6020 FRT AXLE STABILIZER	\$1, 715.70	02982858	OIL, HYD, 5GA, ISOAW68	\$221.01

SOME PARTS SHOWN MAY NOT BE AVAILABLE FOR SALE TO ALL DEALERS. SEE DEALER AGREEMENT FOR DETAILS.

**ALAMO INDUSTRIAL REPAIR & REPLACEMENT PARTS PRICE LIST - F.O.B. POINT OF SHIPMENT
EFFECTIVE 02-15-11**

PART #	DESCRIPTION	LIST PRICE	PART #	DESCRIPTION	LIST PRICE
02982871	DRIVER SIDE COVER WELDMENT	\$78.23	02983098	KIT, SUBFRAME-JD5225/5325 SWB	\$1, 685.01
02982876	PLATE, FILTER ADAPTER	\$33.87	02983100	HHCS, M10-P1.5 x 90mm PL10.9	\$4.81
02982877	PIPE PLUG 3"	\$15.23	02983102	LEXAN DOOR, JD5425/5525	\$1, 515.42
02982906	ASY, BLADE BAR W/BLADES	\$2, 729.64	02983103	LEXAN WINDOW, JD5425/5525	\$980.28
02982907	SKID SHOE 50	\$74.13	02983104	KIT, LEXAN WINDOW - JOHN DEERE	\$1, 892.00
02982912	LEAF, MIDDLE, BLADE BAR	\$197.09	02983115	MOUNT, LH SUPPORT	\$316.96
02982913	LEAF, BOTTOM, BLADE BAR	\$1, 263.28	02983144	WLDMT., CLAMP BOTTOM	\$183.75
02982914	WELDMENT, DOOR	\$604.65	02983159	BRACKET TOP EXHAUST STABILIZR	\$47.32
02982915	ROD, HINGE	\$71.64	02983160	BRACKET EXHAUST SHIELD SPRT	\$46.59
02982918	BAR, HOLD DOWN, FLAP	\$32.28	02983162	KIT UPPER EXHAUST SHIELD	\$170.67
02982919	FLAP, 8 1/2 X 52 X 1/4THK	\$47.61	02983169	KIT, PTO SPEED INCREASER JD	\$538.03
02982920	FLAP, REAR 10 X 53 X 3/8THK	\$34.11	02983170	PORT PLUG SUBASSY	\$25.13
02982921	BAR, CLAMP, REAR	\$32.40	02983178	HOSE #6-6FJX-6MJ-108LG	\$66.05
02982922	WIRE HARNESS, MAN, AXTREME	\$188.11	02983180	HOSE #6-6FJX-6MJ-94LG	\$61.98
02982923	WIRE HARNESS, ELECTR, AXTREME	\$1, 432.30	02983181	HOSE #6-6FJX-6MJ-94LG	\$62.23
02982924	WIRE HARNESS, SWIVEL, AXTREME	\$66.10	02983182	HOSE #4-4FJX-4MJ-94LG	\$60.74
02982930	FRONT MOUNT L.H. INTERSTATER	\$99.95	02983183	HOSE #4-4FJX-4MJ-94LG	\$61.06
02982931	FRONT MOUNT R.H. INTERSTATER	\$99.95	02983184	HOSE #6-6FJX-6MJ-140LG	\$75.16
02982932	DRIVELINE 7/8 X 7/8 X 29.63	\$380.46	02983185	HOSE #6-6FJX-6MJ-140LG	\$75.35
02982934	WLDMT, LEAF BLADE BAR TOP 50	\$293.66	02983186	HOSE #4-4FJX-4MJ-140LG	\$72.52
02982949	WLDMT. REAR SUPPORT 2WD	\$889.30	02983187	HOSE #4-4FJX-4MJ-140LG	\$72.82
02982950	MOUNT, FRONT LH 2WD	\$108.33	02983189	HOSE #6-6FJX-6MJ-126LG	\$71.47
02982951	MOUNT, FRONT RH 2WD	\$108.33	02983190	HOSE #6-6FJX-6MJ-102LG	\$58.96
02982952	PLATE, CONTROL STAND	\$223.29	02983191	HOSE #6-6FJX-6MJ-102LG	\$59.17
02982958	WLDMT. FRONT SUPPORT	\$427.83	02983194	HOSE #6-6FJX-6MJ-158LG	\$78.15 [®]
02982970	ADAPTER, MACHINED PULLEY	\$245.82	02983195	HOSE #6-6FJX-6MJ-158LG	\$78.38
02982979	WLD'MT, CYL PIN, AXTREME	\$85.96	02983211	HOSE #20-20FJX -20FJX - 60LG	\$390.67
02982980	WLD'MT, CYL PIN SHORT, AXTREME	\$86.83	02983212	HOSE #12-12FJX-12FJX90-28LG	\$88.30
02982990	ADP, 32MP-24MJ 90	\$126.21	02983214	HOSE #12-12FJX-12FJX-16LG	\$54.89
02982992	ADAPTER, MACHINED PULLEY 7/8"	\$411.96	02983215	HOSE #20-20FJX -20FJX90-12LG	\$226.53
02982993	ASSY. PUMP MOUNT W 7/8" BRNG.	\$535.14	02983216	KIT, SWIVEL, 60ROT, MAN-VALVE	\$2, 282.18
02982998	DRIVELINE 7/8 X 7/8 X 30.13	\$281.62	02983217	HOSE #4-4FJX-4MJ-128LG	\$89.58
02982999	KIT, CONTROL STAND & HARDWARE	\$216.36	02983218	HOSE #4-4FJX-4MJ-128LG	\$89.88
02983014	JOYSTICK, AXTREME	\$4, 026.84	02983219	HOSE #4-4FJX-4MJ-158LG	\$97.21
02983015	QD MALE FF SCREW-ON 12MQ-12FB	\$150.26	02983256	COIL 12VDC (ROUNDED)	\$41.05
02983016	QD FEMLE FF SCREW-ON 12FQ-12FB	\$240.41	02983257	CARTRIDGE SOL VLV 3-WAY 2-POS	\$86.56
02983017	QD MALE FF SCREW-ON 8MQ-8FB	\$87.15	02983267	SPRING SPOOL CNTRING 3-POS	\$3.08
02983018	QD FEMALE FF SCREW-ON 8FQ-8FB	\$112.40	02983268	SPRING SPOOL CNTRING 4-POS DET	\$23.77
02983023	MANIFOLD, GREASE	\$78.14	02983269	DRIVELINE 7/8 X 7/8 X 28.75"	\$288.89
02983024	LINE, GREASE, MANIFOLD, SHORT	\$32.97	02983277	HHCS M18-P1.5 X 110MM PL10.9	\$28.25
02983025	LINE, GREASE, MANIFOLD, MED	\$34.01	02983291	WLDMT. RH REAR RAIL	\$1, 219.16
02983026	LINE, GREASE, MANIFOLD, LONG	\$35.18	02983292	WLDMT. LH REAR RAIL	\$1, 076.86
02983027	SHIELD, MANIFOLD, GREASE	\$39.67	02983295	WLDMT. RH FRONT RAIL	\$468.29
02983042	FRONT MOUNT L.H. INTERSTATER	\$159.44	02983296	WLDMT. LH FRONT RAIL	\$507.19
02983043	FRONT MOUNT R.H. INTERSTATER	\$159.44	02983305	PULLEY ADAPTER MACHINED	\$429.81
02983071	DRIVELINE 1 X 1 X 27.875	\$234.84	02983306	TANK RAIL L.H.	\$118.60
02983075	GUSSET, DIPPER BOOM	\$21.30	02983307	TANK RAIL R.H.	\$118.60
02983076	CABLE, REMOTE, 142" LONG	\$176.45	02983310	PUMP BOX MACHINED	\$732.64
02983077	CABLE, REMOTE, 154" LONG	\$210.36	02983311	WLDMT FRONT MOUNT L.H.	\$232.92
02983078	BREATHER, 4-PSI, 1/4MP	\$19.81	02983312	WLDMT FRONT MOUNT R.H.	\$232.92
02983080	ACORN NUT, 1/2-13	\$3.43	02983315	ASSY PUMP BOX W/ 1" BEARING	\$533.74
02983084	CLEVIS, MANUAL VALVE, AXTREME	\$17.47	02983320	CYLINDER, 3.5B X 1.5R X 30.0S	\$1, 184.02
02983085	D/L 7/8-13 X 3/4 KEY X 26.25	\$270.46	02983322	DRIVELINE 1-15 X 1-15 X 31.125	\$469.99
02983092	SWITCH LIGHTED ROCKER	\$23.13	02983325	PLATE, ELEC VAL MNT, REAR, AXT	\$134.19
02983093	RELAY, SPDT	\$32.05	02983326P	AXTREME BOOM 18-22-25FT	\$36.23
02983096	MT KIT, JD7220-7520 C/4 MV30	\$19,520.80	02983327	MANUAL SERVICE AXTREME	\$41.51

SOME PARTS SHOWN MAY NOT BE AVAILABLE FOR SALE TO ALL DEALERS. SEE DEALER AGREEMENT FOR DETAILS.

**ALAMO INDUSTRIAL REPAIR & REPLACEMENT PARTS PRICE LIST - F.O.B. POINT OF SHIPMENT
EFFECTIVE 02-15-11**

PART #	DESCRIPTION	LIST PRICE	PART #	DESCRIPTION	LIST PRICE
02983328A	ASSEMBLY AXTREME OPERATORS	\$39.13	02983516	LOGIC CART, 25 PSI, CUT VAL	\$252.04
02983329	PLATE, ELEC VAL MNT, FRNT, AXT	\$79.03	02983517	LOGIC CART, 50 PSI, CUT VAL	\$252.04
02983343	PLUG, 1" ROUND TUBE	\$1.47	02983518	JOYSTCK HANDLE, OEM# JS8M13894	\$3, 515.97
02983346	HOSE #6-6FJX-6MJ-61LG	\$87.19	02983519	BUTTON SWITCH, YELLOW, JOY	\$61.41
02983347	HOSE #6-6FJX-6MJ-61LG	\$87.38	02983520	BUTTON SWITCH, BLACK, JOYSTCK	\$56.51
02983348	HOSE #4-4FJX-4MJ-61LG	\$73.90	02983526	LEXAN DOOR, NH TL-A & CIH JX-U	\$1, 521.14
02983349	HOSE #4-4FJX-4MJ-61LG	\$72.50	02983527	LEXAN WINDOW, NH TLA & CIH JXU	\$852.97
02983350	HOSE #6-6FJX-6MJ-124LG	\$101.53	02983530	LEXAN DOOR, MF5400 SERIES CAB	\$2, 123.61
02983351	HOSE #6-6FJX-6MJ-124LG	\$101.72	02983531	HOSE #4-4FJX-4MJ-61LG	\$101.72
02983352	HOSE #4-4FJX-4MJ-116LG	\$78.49	02983532	HOSE #4-4FJX-4MJ-61LG	\$90.48
02983353	HOSE #4-4FJX-4MJ-116LG	\$106.94	02983533	HOSE #4-4FJX-4MJ-116LG	\$106.94
02983356	GUSSET, LIFT SECTION, MAV 24	\$32.60	02983534	HOSE #4-4FJX-4MJ-116LG	\$106.80
02983361	KIT, JD REMOTE CONTROL MOUNT	\$163.30	02983539	BOLT BAG, NH TL-A CAB RH ONLY	\$471.20
02983367	DRIVELINE, 29.42" (7/8X7/8)	\$200.50	02983575	WELDMENT, HITCH POST	\$845.43
02983368	ASY, PROGRAM/ MODULE, TOC8	\$2, 434.61	02983592	KIT, MF5400 LEXAN DOOR	\$2, 644.53
02983372	WLDMT. RH REAR RAIL	\$1, 042.04	02983593	LEXAN WINDOW, MF5400	\$1, 611.39
02983373	WLDMT. LH REAR RAIL	\$838.60	02983594	NIPPLE 24MP-24MP 3"LG OVERALL	\$5.06
02983377	ADAPTER, 12MJ - 10MB90	\$13.83	02983596	REPAIR KIT QD MALE FF SIZE 12	\$5.62
02983378	HEXB METRIC 10-P1.0 - 20MM	\$1.79	02983597	REPAIR KIT QD FEMLE FF SIZE 12	\$39.69
02983381	ASY BOOM HOSES IN SLEEVE	\$669.92	02983604	ADP HYD STGHT 12MB-16FJX	\$103.50
02983382	HOSE #24-24FJX-24FJX-31LG	\$234.83	02983633	WELDMENT, SAW BODY, 4 BLADE	\$1, 305.89
02983383	HOSE #20-20FJX-20FJX90-135LG	\$560.72	02983642	BOLT BAG RH ONLY	\$278.34
02983410	HOSE #20-20FJX-20FJX90-132LG	\$542.46	02983643	WLDMT. RH REAR RAIL	\$1, 268.35
02983418	WLDMT BOOM REST SUPPORT	\$485.73	02983644	WLDMT. LH REAR RAIL	\$1, 231.02
02983420	STRAP, AXLE	\$132.20	02983647	WLDMT. RH SIDE SUPPORT	\$851.61
02983425	WLDMT AXLE PLATE	\$381.47	02983648	WLDMT. LH SIDE SUPPORT	\$632.04
02983428	ASY HOSES IN SLEEVE / CUTTER	\$1, 429.00	02983668	PLATE, PUMP MOUNT	\$92.51
02983429	ASY BOOM HOSES IN SLEEVE	\$964.32	02983669	DRIVELINE 1-15 X 1-15 X 31.65	\$365.60
02983434	HOSE #4-4FJX-4FJX-152LG	\$66.00	02983670	PULLEY ADAPTER MACHINED	\$426.09
02983437	ADP HYD ELBOW 24FL-24MJ90	\$93.62	02983680	WLDMT UNDERFRAME CWT	\$9, 141.57
02983438	ADP HYD TUBE ELBOW 24FL-24MJ45	\$156.16	02983694	HOSE #20-20FJX-20FJX90-54LG	\$334.48
02983457	FUEL STRAINER JD6420	\$128.91	02983695	HOSE #6-8MP-4MP-54LG	\$56.09
02983465	SEAL KIT REAR 02977703 MTR	\$45.03	02983696	HOSE #6-6MP-4MP-64LG	\$63.77
02983466	SEAL KIT SHAFT 02977703 MTR	\$54.44	02983697	BATTERY CABLE BLACK 0-GA. 20"	\$87.32
02983467	SHAFT ASY 1 1/4-14T 02977703	\$563.60	02983736	ASY, MANIFOLD, STEEL BODY	\$1, 187.29
02983472	PUSH BUTTON COVER, RED	\$11.62	02983741	SPACER, BLOCK STEERING	\$23.84
02983473	PUSH BUTTON COVER, BLACK	\$14.60	02983742	HOSE #24-24FJX-24FJX-30LG	\$239.68
02983475	POTENTIOMETER - SWING	\$280.98	02983754	MT KIT, JD7220-7520 C/4 MV30	\$21,100.64
02983476	POTENTIOMETER - LIFT & DIPPER	\$74.28	02983834	HOSE #20-20FJX-20FJX90-130LG	\$536.13
02983479	HOSE #20-20FJX90 -20FJX - 71LG	\$518.33	02983836	HOSE BUNDLE KB 105S AXTREM	\$3, 272.39
02983482	MIRROR KIT, VA DOT JD	\$154.39	02983841	LOW ARCH HOLD DOWN CLIP	\$21.16
02983485	HOSE #20-20FJX -20FJX90-16LG	\$217.08	02983842	HIGH ARCH HOLD DOWN CLIP	\$21.16
02983487	ASY, TANK, MAN VALVE, AXT	\$13,416.00	02983843	PLASTIC WEAR STRIP .188 THICK	\$2.68
02983488	ASY, TANK, ELECVALVE, AXT	\$15,658.38	02983870	PLATE, LH TANK RAIL	\$96.41
02983492	BRACKET BREAKAWAY VALVE	\$136.86	02983871	PLATE, RH TANK RAIL	\$96.41
02983493	KIT HOSE HYDRAULIC BREAKAWAY	\$435.12	02983872	WLDMT. LH REAR RAIL MF 5465	\$891.98
02983495	ASY PUMP BOX W/ 7/8 BEARING	\$554.55	02983873	WLDMT. RH REAR RAIL MF 5465	\$1, 023.23
02983498	ASY PUMP BOX W/ 7/8 BEARING	\$626.52	02983875	WLDMT, FRONT AXLE BRACKET	\$118.77
02983499	HOSE #4-4FJX-4MJ-140LG	\$88.06	02983877	PLATE, BRACKET IQAN	\$163.40
02983500	HOSE #4-4FJX-4MJ-140LG	\$88.34	02983881	ASY BRACKET TANK COVER	\$101.20
02983503	HOSE #4-4FJX-4MJ-94LG	\$68.61	02983883	PUMP MT-MACHINED FORD TS-SER	\$798.87
02983504	HOSE #4-4FJX-4MJ-94LG	\$68.90	02983892	PLATE, ADP PVG32	\$29.77
02983508	INTERSCTN SEAL KIT	\$26.67	02983920	MT KIT, JD7220-7520 C/4 MV24	\$16,514.01
02983513	SOLENOID, COIL 12VDC 3 SPADE	\$63.00	02983956	CORDURA SLEEVE, 2.54ID, 60LG	\$45.47
02983514	RELIEF, BRAKE, 1850 PSI	\$84.41	02983972	WELDMENT, SPROCKET MOUNT	\$950.02
02983515	RELIEF, MAIN, 3000 PSI	\$93.58	02983977	WELDMENT, TRUNION MOUNT, UM	\$1, 515.18

SOME PARTS SHOWN MAY NOT BE AVAILABLE FOR SALE TO ALL DEALERS. SEE DEALER AGREEMENT FOR DETAILS.

**ALAMO INDUSTRIAL REPAIR & REPLACEMENT PARTS PRICE LIST - F.O.B. POINT OF SHIPMENT
EFFECTIVE 02-15-11**

PART #	DESCRIPTION	LIST PRICE	PART #	DESCRIPTION	LIST PRICE
02983979	BYPASS VALVE - PARKER	\$15.23	02984515	L90LS, SECTION, LIFT, COMPLETE	\$2, 413.70
02983982	VISUAL INDICATOR - PARKER	\$153.86	02984518	L90LS, SECTION, SWIVEL	\$1, 986.57
02983989	LEXAN, LH DOOR JD6615	\$1, 884.15	02984522	L90LS, RELIEF, 80BAR	\$290.70
02984000	LEXAN, WINDOW JD6020	\$906.17	02984523	L90LS, RELIEF, 140BAR	\$312.64
02984006	KIT, FIELD, SWIVEL STOP	\$226.10	02984524	L90LS, RELIEF, 190BAR	\$304.08
02984009	HOSE #6 -6MP - 4MP - 125"	\$133.46	02984525	L90LS, RELIEF, 210BAR	\$228.48
02984010	KIT, WHEEL WEIGHT ADAPTER	\$799.40	02984527	L90LS, SEAL KIT, INTERSECTION	\$30.65
02984015	PULLEY ADAPTER 1" W/GROOVE	\$604.09	02984532	PULLEY ADAPTER - NO GROMMETS	\$590.42
02984016	DRIVELINE 1-15X 1-15X12.44	\$605.11	02984538	HOSE #16-16FJX-16FJX-90-54LG	\$192.52
02984029	WLDMT., WHEEL WEIGHT ADPT	\$672.94	02984539	HOSE #16-16FJX-16FJX90-62LG	\$198.09
02984030	HHCS, M12-P1.25 X 50mm PL10.9	\$4.14	02984572	KIT, BLADE BOLTS NUTS ROLLPIN	\$64.32
02984033	HOSE #12-12FJX-12FJX-18LG	\$88.39	02984585	MACH TURRET CYLINDER LINK	\$605.96
02984049	KIT, JD6020 FRT AXLE STABILIZER	\$1, 530.11	02984591	INSERT SHEET TURRET CYL LINK	\$3.06
02984053	HOSE #20-20FJX90-BLANK-17"LG	\$162.28	02984631	DRIVELINE 1 X 1 X 22	\$495.24
02984062	WLDMT, 29 GALLON FUEL TANK	\$1, 629.92	02984638	WLDMT. RAIL RH JD6330	\$1, 548.91
02984068	KIT, VALVE REPLACEMENT V/M CAB	\$1, 141.94	02984639	WLDMT. RAIL RH JD6330 MACHETE	\$2, 268.32
02984069	KIT, VALVE REPLACEMENT V/M ROP	\$1, 262.15	02984641	WLDMT. RAIL LH JD6330	\$1, 622.15
02984074	JAMNUT 1-3/8 NF PLB	\$13.83	02984642	WLDMT. RAIL LH JD6330 MACHETE	\$2, 417.63
02984077	WLDMT. HOSE GUIDE	\$113.85	02984663	MT KIT, JD6615/6715 C/4 MV30	\$16,639.83
02984078	TUBE, TANK BLOCK	\$54.85	02984677	SLIP ON RECEPACLE 9MM	\$4.44
02984114	ADAPTER, MACHINED PULLEY	\$628.81	02984678	STUD 9MM 1/4 TURN	\$6.79
02984134	KIT, MF5465 FRT AXLE STABILIZE	\$1, 137.07	02984680	QH, AXTREME, ADDITIONAL HEAD	\$755.13
02984138	DRIVELINE 7/8 X 7/8 X 23.125	\$184.46	02984687	LATCH, KEY LOCKING	\$46.05
02984159	WLDMT COUPLING MOTOR	\$540.92	02984700	WLDMT AXLE STABILIZER STRAP	\$240.98
02984191	MT KIT, JD7410 C/4 MV30	\$18,627.77	02984710	BOLT BAG, JD6330 SERIES CAB	\$489.20
02984214	KIT, FUEL TANK TSA/MXU	\$1, 964.20	02984720	ASY, PUMP COVER	\$1, 047.85
02984219	ASY VALVE CCLS 5 SPOOL	\$8, 291.64	02984723	KIT, TINTED LEXAN DOOR JD6020	\$2, 262.90
02984266	HOSE #20-20FJX -20FJX90- 70LG	\$396.79	02984725	LEXAN, DOOR JD6020 TINTED	\$1, 338.47
02984267	HOSE #6-6FJX-6MJ-36LG	\$59.97	02984729	BSHG TF-1-1/4OD X 1-ID X1/2	\$144.75
02984268	HOSE #6-6FJX-6MJ-36LG	\$60.11	02984731	ASY, MAV HARNESS &	\$2, 306.54
02984271	KIT, JD7410 FRT AXLE STABILIZER	\$1, 466.64	02984732	ASY, LOCK VALVE W/	\$215.41
02984317	COMP BOX NH TS 115-A C/2&4 V/F	\$9, 175.44	02984733	ASY, RETRO-FIT HARNESS & COIL	\$679.98
02984326	MACH. LOWER ARM SECTION	\$706.37	02984734	ASY, HARNESS, MAVERICK	\$2, 622.01
02984339	SOLENOID, CARTRIDGE 2P3W	\$148.40	02984734A	HARNESS, SCHEMATIC, EXT, MAV	\$2, 040.64
02984345	KIT, JD7410 LEXAN DOOR/WINDOW	\$2, 148.36	02984734B	HARNESS, SCHEMATIC, INT, MAV	\$668.22
02984346	SPACER, REAR AXLE, WIDE BODY	\$85.05	02984735	ASY, HARNESS, DANFOSS VALVE	\$538.05
02984363	VALVE 3-WAY DIVERTER W/HANDLE	\$270.46	02984741	FLAT, TANK BRACKET	\$61.90
02984364	ADP HYD STGHT 12MB-8FP	\$6.75	02984743	KIT D/L SNGL WING INT REPLACE	\$2, 160.27
02984365	ADP HYD STGHT 8MP-8MJ BLKHD	\$18.63	02984749	WLDMT, COUNTERWEIGHT 30' MV	\$4, 384.17
02984366	NUT 8MJ BULKHEAD	\$1.75	02984756	SEAL KIT, SOLENOID VALVE	\$10.89
02984367	VALVE POWER-BEYOND DIVERTER	\$156.27	02984760	PIN 1-1/4" X 15-3/4"LG CHR PLT	\$193.79
02984370	ADP, SWIVEL, HITCHPOST	\$545.37	02984764	ASY SPINDLE HOUSING	\$3, 170.95
02984374	WLDMNT, MOUNT, CYLINDER	\$469.75	02984771	MACH SPINDLE SHAFT	\$1, 224.80
02984386	CABLE, RS232, IQAN DEVELOP	\$212.37	02984772	MT KIT JD7220 30' MV W/LRG TRS	\$28,879.24
02984394	DRIVELINE 7/8 X 7/8 X 30.00	\$210.36	02984773	KIT, LEXAN DOOR STABILIZER	\$110.08
02984398	VALVE SEC. TILT	\$474.35	02984784	MACH. FRT PUMP MT.	\$171.53
02984400	KIT JACKSTAND FOR GRASS FLAIL	\$315.82	02984812	WELDMENT, CHAIN CONNECTOR	\$250.94
02984419	MT KIT, MF5465 C/4 MV30	\$17,988.73	02984815	SPACER, CHAIN CONNECTOR	\$252.67
02984420	WLDMT, HITCHPOST, BM MNT	\$1, 534.17	02984817	HYDRAULIC TUBE, #16	\$122.85
02984421	VALVE SEC. LIFT	\$599.87	02984819	HYDRAULIC TUBE, #16	\$135.87
02984428	WLDMT, TOP, BOOM REST	\$421.85	02984822	SPACER, 1 1/2 BLADE BAR	\$314.34
02984442	ASY, TANK, MAN VALVE, AXT, LH	\$12,042.20	02984833	HOSE #16-16FJX-16FJX45-54LG	\$249.27
02984454	WELDMENT, AXTREME, LIFT, 22' LH	\$3, 377.28	02984834	HOSE #16-16FJX-16FJX45-58-1/2	\$259.88
02984460	WELDMENT, 25' LIFT, AXTREME, LH	\$3, 757.11	02984844	VALVE BODY, MT. BRKT	\$76.04
02984467	L90LS, SECTION, TILT, COMPLETE	\$2, 117.17	02984846	ASY, 60 ROT, PISTON, DBL DOOR	\$16,942.75
02984514	L90LS, SECTION, SWING, COMPLETE	\$2, 929.08	02984850	WELDMENT, 22' LIFT	\$3, 317.11

SOME PARTS SHOWN MAY NOT BE AVAILABLE FOR SALE TO ALL DEALERS. SEE DEALER AGREEMENT FOR DETAILS.

**ALAMO INDUSTRIAL REPAIR & REPLACEMENT PARTS PRICE LIST - F.O.B. POINT OF SHIPMENT
EFFECTIVE 02-15-11**

PART #	DESCRIPTION	LIST PRICE	PART #	DESCRIPTION	LIST PRICE
02984852	HOSE #4 - 4FJX90- 4FJX - 55LG	\$91.25	02985209	PLATE, SPEED INC MOUNT	\$221.13
02984862	HITCHPOST CLAMP W/CUTOUT	\$69.25	02985210	MK SPEED INC NH TL-A SERIES	\$386.88
02984874	INDICATOR, ELEC DIN 43650	\$315.17	02985220	WLD'MT, CYL PIN, LINKAGE	\$116.76
02984877	KIT, JOYSTICK OFFSET	\$86.00	02985222	PLATE, LINKAGE	\$67.57
02984879	WLDMT, PEDESTAL, UM, DSS	\$1, 794.14	02985223	RADIO, SONY CDX-GT21W	\$315.00
02984889	WELDMENT, 25' LIFT	\$3, 695.16	02985233	REAR WINDOW JD6x30 SERIES, LXN	\$443.37
02984944	CYLINDER, 3.5B X 1.75R X16S	\$975.45	02985234	KIT, LEXAN, JD6030/7030 2-DOOR	\$3, 148.56
02984960	WLDMT BAFFLE RH	\$500.70	02985246	ASY MOTOR & SPINDLE-CENTER CW	\$6, 310.01
02984963	WLDMT BAFFLE LH	\$475.39	02985254	ASY MOTOR & SPINDLE-RIGHT WG	\$7, 175.81
02985005	PUMP FLANGE	\$77.45	02985263	VALVE, MANUAL, AXT 28	\$3, 462.64
02985006	REAR COVER	\$46.27	02985265	WLDMT MAINFRM JD54/5525 RH	\$2, 527.12
02985007	THRUST PLATE	\$84.26	02985273	ASSEMBLY, TILT CYLINDER COVER	\$314.11
02985008	DRIVE GEAR .38 CID	\$133.08	02985275	ADP HYD STGHT 20MP-20MJ- LONG	\$59.98
02985009	DRIVE GEAR .98 CID	\$226.47	02985276	ADP HYD STGHT 20MJ-20MP-8FP	\$167.40
02985010	DRIVEN GEAR .38 CID	\$125.83	02985277	BRKT, FILTER RELOCATION	\$37.74
02985011	DRIVEN GEAR .98 CID	\$147.37	02985279	FILTER ASY, PRESSURE, ELEC IND	\$718.28
02985012	HHCS M10 X 165MM	\$8.23	02985280	FILTER ASY, PRESSURE, VISU IND	\$542.49
02985013	WASHER	\$0.38	02985283	FILTER, ELEMENT	\$138.58
02985014	RETAINING RING	\$0.53	02985284	INDICATOR, ELECTRICAL	\$132.57
02985015	MID-PLATE SPACER	\$46.16	02985285	INDICATOR, VISUAL	\$203.57
02985016	SPLINED CONNECTING SHAFT	\$41.56	02985313	PLATE, VERSA WELD ON	\$118.05
02985017	PIN, DOWEL	\$0.40	02985345	MACHINED, HITCH, DITCHER	\$1, 530.34
02985018	SEAL KIT	\$32.49	02985357	MT KIT, JD7220 C/4 FL 30MV	\$16,826.48
02985021	WLDMT, RH CYLINDER SUPPORT	\$988.21	02985378	MANUAL PART & OPS FALCON 15/10	\$35.16
02985023	WLDMT. UNIVERSAL FUEL TANK	\$1, 833.46	02985378C	MANUAL CANISTER FALCON 15/10	\$35.16
02985030	ADP HYD 20FL-20MJ FLANGE	\$90.76	02985405	HOSE #16-16FJX-16FJX90-40LG	\$96.03
02985038	ASSY PUMP MT W 7/8" BRNG MF593	\$906.78	02985414	BRACKET, SEAT MOUNT JOYSTICK	\$137.70
02985040	MACHINED, PULLEY ADPT. KUBOTA	\$504.26	02985417	BRACKET, LH LED LIGHT	\$58.05
02985041	ASY HYD TANK FALCON 15/10	\$4, 124.58	02985418	BRACKET, RH LED LIGHT	\$58.05
02985042	WLDMT HYD TANK FALCON 15/10	\$1, 506.86	02985425	HOSE #16-16FJX-16FJX-16LG	\$71.38
02985050	MACH. FRONT PUMP MOUNT	\$466.57	02985427	JAMNUT 1-1/2 NF PLB	\$13.13
02985051	ASY. FRONT PUMP MT W/7/8 BRNG.	\$1, 008.69	02985428	KIT, SEAT MOUNTED JOYSTICK	\$160.76
02985053	SPACER 1" THK PUMP MOUNT	\$105.11	02985452	LIGHT KIT , NJ SPEC	\$1, 204.51
02985054	WELDMENT, RH REAR RAIL	\$913.16	02985484	KIT, AXLE STABILIZER	\$1, 170.40
02985055	WELDMENT, LH REAR RAIL	\$769.59	02985500	KIT, LEXAN CAGE, NH TL80A	\$4, 436.46
02985056	WELDMENT, RH FRNT MNT	\$392.88	02985506	ADP, HYD 16FJ-16MJ SWIVEL	\$182.43
02985057	WELDMENT, LH FRNT MNT	\$406.66	02985510	SPACER	\$297.00
02985073	WLDMT, FRNT AXLE STBLZR MNT	\$645.73	02985511	PILOT SPACER	\$251.74
02985082	DRIVELINE 7/8 X 7/8 X 36"	\$298.93	02985519P	MANUAL, GRADALL DOUBLE DOOR	\$35.16
02985085	COIL 12VDC METRI-PACK 150 CONN	\$54.33	02985522	MOTOR W/KEY 2.48 CU/IN.	\$1, 223.08
02985115	ENGINE AIR JD6430	\$169.68	02985526	KIT, ASSY HEAD TILT ORIFICE	\$113.33
02985124	WLDMNT, DIPPER, 22' GEN2	\$3, 246.18	02985531	WLDMT, LH FRONT MOUNT	\$579.98
02985138	ASSY PUMP MT W 7/8" BRNG MF593	\$892.19	02985532	WLDMT, RH FRONT MOUNT	\$524.85
02985141	DRIVESHAFT 7/8 X 7/8 X 28-1/4	\$460.01	02985570	FSCS 1/2 NF 1-1/4 GR8	\$5.20
02985142	D/L 7/8-13 X 3/16 KEY X 23.50	\$596.22	02985582	ASY, CAGE FOR CANOPY	\$4, 559.47
02985147	SWITCH PROXIMITY 12VDC 6A	\$189.79	02985584	ASY, ROPS CAGE	\$5, 160.91
02985149	WLDMT, VERSA BOOM STABILIZER	\$440.53	02985588	USE 02987652	\$1, 152.76
02985152	REAR BRACE MOUNT BAR (OFFSET)	\$66.89	02985590	INSERT SHEET FOR WELDED	\$2.84
02985154	WLDMT, PUMP GUARD	\$712.72	02985600	FRT PUMP ASY-TANDEM, 1IN, 2 OUT	\$1, 560.83
02985155	KIT, PUMP GUARD	\$803.94	02985834	KIT, KUBOTA M108 LEXAN DR/WIN	\$2, 988.51
02985183	FRONT SUPT L&R MF5445 VERSA	\$151.92	02985837	BOLT BAG KUBOTA M108	\$883.89
02985188	PLATE WELD ON BRACKET	\$74.45	02985842	ASY WING VALVE MANIFLD 3000PSI	\$1, 229.26
02985189	WLDMT, RAIL LH MF5445 C/2	\$731.93	02985843	HHCS M20 x P1.50 x 70MM PL10.9	\$50.70
02985190	WLDMT, RAIL RH MF5445 C/2	\$603.95	02985861	WLDMT, LH RAIL MACHETE	\$1, 660.26
02985205	FUEL TANK BRACKET	\$90.03	02985864	RELIEF, MAIN 206 BAR, P70	\$710.43
02985206	FUEL TANK BRACKET	\$64.32	02985869	VALVE, ELECTROHYD, AX GEN II	\$5, 766.08

SOME PARTS SHOWN MAY NOT BE AVAILABLE FOR SALE TO ALL DEALERS. SEE DEALER AGREEMENT FOR DETAILS.

**ALAMO INDUSTRIAL REPAIR & REPLACEMENT PARTS PRICE LIST - F.O.B. POINT OF SHIPMENT
EFFECTIVE 02-15-11**

PART #	DESCRIPTION	LIST PRICE	PART #	DESCRIPTION	LIST PRICE
02985870	VALVE, MANUAL, AXTREME GEN II	\$2,633.35	02986281	EXT. SERV., KNIFE, PKG, 96	\$326.04
02985875	PULLEY ADAPTER MACHINED	\$682.64	02986282	EXT. SERV, KNIFE, PKG (200)	\$226.80
02985880	CORDURA SLEEVING 2.54ID 125LG	\$50.76	02986283	INSERT 105319M REPL KNIVES	\$2.89
02985883	CORDURA SLEEVING .86ID 96LG	\$33.29	02986284A	SEAL KIT, COMPLETE	\$273.32
02985932	SPACER 1-1/4 CYL COLLAR	\$97.08	02986286	ASY, BARREL, TILT CYL, 02984944	\$1,921.29
02985935	ADJUSTER, MAIN RELIEF	\$242.76	02986287	ASY, ROD, TILT CYL, 02984944	\$820.74
02985943	SPOOL, MZ, P70 VALVE	\$275.63	02986288	KIT, SEAL, TILT CYL, 02984944	\$92.56
02985951	ASSY, COMMON CRATE DUAL WG NJ	\$7,344.60	02986290	7/8" NC X 22" ALL THREAD	\$40.49
02985960	WLDMT, DEEP RH SIDE SKIRT	\$519.60	02986293	WLDMT. SUBFRM. KUBOTA M6040	\$1,403.00
02985969	FSCS 1/4-20X3/4 LG ZINC PLATE	\$0.80	02986298	KIT, HYD, KUBOTA M5040/6040/7040	\$5,498.33
02985996	HOSE #16-16FJX-16FJX90-164LG	\$361.78	02986309	MNT, TANK, RAIL, RH, AXTREME	\$294.84
02985997	HOSE #16-16FJX-16FJX90-161LG	\$359.68	02986310	MNT, TANK, RAIL, LH, AXTREME	\$294.84
02986000	CART, RELIEF 3000PSI W/VITON	\$205.86	02986332	COURSE CUT KNIFE	\$0.76
02986001	HOSE #16-16FJX-16FJX90-88	\$295.21	02986333	FINE CUT RING KNIFE	\$0.61
02986007	HOSE #16-16FJX-16FJX90-62-1/2	\$285.92	02986334	CC KNIFE PKG 88" C/S	\$238.67
02986008	HOSE #16-16FJX-16FJX90-58-3/4	\$281.82	02986335	CC KNIFE PKG 62"/72"/74" C/S	\$197.09
02986020	PLATE OFFSET LOCKING 2 POS.	\$187.60	02986336	CC KNIFE & COTTER 250 PACK	\$162.12
02986032	BACK PLATE	\$159.05	02986337	CC KNIFE PKG 48"/50" C/S	\$155.61
02986033	VALVE PLATE	\$183.31	02986338	BULK PK 5000 CC KNIFE	\$3,036.38
02986052	MT KIT, NH T6030/50 C/4 MV30	\$21,929.92	02986339	BULK PK 100 CC KNIFE	\$65.21
02986054	ASY, TANK, MAN VALVE, AXT28	\$11,992.89	02986340	BULK PK 2500 CC KNIFE	\$1,575.00
02986059	KIT, SUBFRAM-JD5225/5325 MODOT	\$2,148.15	02986341	FC RING KNIFE PKG 96" C/S	\$575.99
02986060	WLDMT FRAME JD 5225/5325 MODOT	\$1,586.34	02986342	FC RING KNIFE PKG 74"/72" C/S	\$452.87
02986066	HOSE #16-16FJX-16FJX90-132LG	\$318.36	02986343	FC RING KNIFE PKG 88" C/S	\$389.55
02986070	ASY CUTTER HOSES IN SLEEVE	\$1,198.53	02986344	BULK PACK 500 FC RING KNIFE	\$282.37
02986074	WELDMENT, LINKAGE	\$642.71	02986345	FC RING KNIFE PKG 60" C/S	\$503.48
02986111	CABLE, PUMP COVER 36" LG	\$9.56	02986347	BULK PACK 2500 FC RING KNIFE	\$1,591.67
02986119	GAS CAP, LOCKING	\$51.51	02986363	MT KIT, JD7130 MID SP C/4 MV30	\$19,353.86
02986131	WLDMT, MAINFRM T6030 RH	\$2,083.20	02986374	KIT, PULLEY ADAP. McCORMICK	\$1,419.60
02986149	HOSE KIT - FALCON 15	\$2,351.24	02986382	HHCS M10-P1.25 X 35MM PL10.9	\$1.54
02986163	44MM WHEEL SPACER	\$559.60	02986389	DRIVELINE 1-15 X 1-15 X 33.56	\$671.01
02986164	WHEEL SPACER LUG BOLT	\$13.26	02986400	ASY, 18' AXTREME2	\$17,840.28
02986166	KIT, WHEEL SPACER	\$656.76	02986417	WLDMT, BATTERY RELOCATE	\$379.50
02986167	MT KIT, JD5603 C/2&4 VB CABLES	\$10,612.20	02986418	KIT BATTERY RELOCATION	\$461.34
02986174	ASSY TURRET WITH PINS	\$4,021.74	02986432	OBSOLETE USE 02988247	\$135.69
02986175	KIT, FILTER ASSY VIS IND	\$555.61	02986433	OBSOLETE USE 02988247	\$128.71
02986176	KIT, FILTER ELEC IND	\$442.89	02986436	COMP BX, JD5603 CAB VRSA	\$6,502.65
02986179	MT KIT, JD7130 30' MAVERICK	\$16,844.04	02986438	PIN, 1 1/2 X 17 1/4 SNAP	\$187.35
02986180	LEXAN, WINDOW JD7130 TINTED	\$552.25	02986440	ASY, PEDESTAL DSS	\$11,279.98
02986182	KIT, CLEAR LEXAN JD7130	\$2,412.96	02986458	TIRE MICHELIN XPS LT235/85R16	\$960.49
02986200	WELDMENT, HITCHPOST	\$1,159.31	02986465	MT KIT JD7130 MID-SPEC FL MV30	\$16,731.28
02986203	ASY, 60" ROT, GEAR, BAR	\$14,456.48	02986496	ARM REST ASSY, 18"	\$85.05
02986218	WELDMENT, HITCH POST	\$864.20	02986500	WELDMENT, DOUBLE SHEAR STRAP	\$433.97
02986234	DRIVELINE 7/8 X 7/8 X 27.625	\$504.53	02986509	MT KIT, JD5603/5083E/5101E VBM	\$14,566.34
02986244	PLATE, RH SIDE MOUNT	\$359.84	02986516	SEAL KIT W/ O-RING	\$16.11
02986260	KIT, TIE ROD NUT	\$28.64	02986567	PLATE, VERSA WELD ON	\$213.99
02986261	KIT, TIE ROD (5 SECTION)	\$145.27	02986568	WLDMT, VERSA BOOM STABILIZER	\$483.53
02986263	ASY, 60" GRSFL, PISTON, SWIVEL	\$14,420.70	02986577	ASY, TANK, MAN VALVE AX2	\$9,689.99
02986271	WLDMT., WHEEL WEIGHT ADPT	\$806.09	02986578	ASY, TANK & ELEC VALVE AX2	\$15,760.45
02986272	KIT, WHEEL WEIGHT ADAPTER	\$917.55	02986580	TIRE, SET, 5 USED, FOAM FILLED	\$1,482.13
02986274	WASHER, WHL WGT	\$22.29	02986581	TIRE, SET, 6 USED, FOAM FILLED	\$1,778.55
02986276	KNIFE, EXTREME SERVICE	\$1.17	02986600	ASSY. PUMP GUARD NH	\$484.53
02986277	KNIFE, EXTREME SERVIC PKG 62-74	\$198.45	02986611	DRIVELINE 7/8 X 7/8 X 34.562	\$535.24
02986278	EXTREME SERVICE, KNIFE, PKG 88	\$240.41	02986617	MT KIT, JD 7130 PREM MAV30 C/4	\$19,309.64
02986279	EXT SERV, KNIFE, PKG, 2000 CNT	\$2,250.73	02986618	COMP BOX, JD7130 PREM MAV	\$8,706.92
02986280	EXT SERV., KNIFE, PKG, 4000 CNT	\$4,252.50	02986625	PLATE, CONTROL SUPPORT	\$117.97

SOME PARTS SHOWN MAY NOT BE AVAILABLE FOR SALE TO ALL DEALERS. SEE DEALER AGREEMENT FOR DETAILS.

**ALAMO INDUSTRIAL REPAIR & REPLACEMENT PARTS PRICE LIST - F.O.B. POINT OF SHIPMENT
EFFECTIVE 02-15-11**

PART #	DESCRIPTION	LIST PRICE	PART #	DESCRIPTION	LIST PRICE
02986633	WLDMT, CABLE REMOTE MOUNT	\$108.21	02987081	COMP BOX, KBM108 AXG2 22	\$6, 807.94
02986634	WLDMT, SLIDING CONTROL SPPORT	\$100.80	02987086	COMP BOX, KBM108 AXG2 22	\$7, 475.06
02986645	HHCS 1/2-13 X 5 1/2 NC PLAIN	\$4.66	02987091	COMP BOX, KBM105X AXG2 22	\$8, 278.73
02986649	DRIVELINE 1-15 X 1-15 X 34.50	\$653.84	02987094	MT KT, NHT6020 AXG2 22 JSTK	\$14,533.32
02986672	KIT, FRT AXLE, STAB, JD50XXE	\$1, 361.85	02987098	MT KT, NHT6010 AXG2 25 CBL	\$16,328.61
02986707	BRACKET, CUTTER VALVE	\$90.42	02987099	COMP BOX, NHT6010 AXG2 25	\$8, 355.80
02986733	WLDMT. BOOM REST	\$1, 264.98	02987101	COMP BOX, NHT6050 AXG2 18	\$8, 579.55
02986739	HOSE #16-16FJX-16FJX90-202LG	\$483.74	02987102	BOLT BAG, NHT6050 AXG2 18	\$279.68
02986740	HOSE #16-16FJX-16FJX90-198LG	\$477.44	02987114	WLDMT, JD7130 IVT JSTK MOUNT	\$492.24
02986741	HOSE #12-12FJX-12FJX90-200LG	\$170.10	02987120	CARTON SM PARTS NH T6030 D/W	\$5, 337.57
02986742	BLOCK, ARTICULATION	\$18.25	02987135	MT KT, JD6615/6715 MAV2 30	\$18,823.09
02986743	KIT, WHEEL WGT MNT, 1300 LB	\$2, 989.51	02987140	MT KT, JD7410 MAV2 30	\$18,336.18
02986745	SPACER, TUBE 1-3/4ODX7/16 WALL	\$61.90	02987141	MT KT, JD7130 MID MAV2 30	\$19,420.06
02986749	HOSE #16-16FJX-16FJX90-164LG	\$390.66	02987158	MT KT, NHT6030 MAV2 30	\$21,988.05
02986750	HOSE #16-16FJX-16FJX90-160LG	\$384.88	02987163	BOLT BAG, JD6230 R/2 MID VERSA	\$138.97
02986751	HOSE #12-12FJX-12FJX90-162LG	\$144.83	02987165	SEAL KIT, VITON, RELIEF VALVE	\$58.44
02986764	RETRO-FIT KIT ELECTRO-HYD	\$12,545.51	02987167	WLDMT LIFT SECTION	\$3, 923.01
02986766	KIT, PUMP SEAL KIT	\$157.29	02987168	WLDMNT DIPPER SECTION	\$3, 229.96
02986772	REVERSER, TIMED, FAN CONTROL	\$1, 083.18	02987170	ASY, 50" B/A ROT CNT DOOR	\$19,670.23
02986774	COMP BX JD7130PREM AX28T CABLE	\$12,798.14	02987208	COMP BOX, MF5460 AXG2 22	\$8, 915.03
02986778	WING, STOP NJ SPEC.	\$119.93	02987218	COMP BOX, TB120 AXG2 22 JSTK LH	\$6, 550.53
02986779	3/4-10 ALL THREAD X 19 LG	\$28.14	02987225	COMP BOX, NHTS100A AXG2 22 CBL	\$11,207.44
02986785	WLDMT, RH CYL. SUPT. SPEC.	\$907.89	02987236	COMP BOX, NHTS115A AXG2 22 CBL	\$11,539.19
02986792	KIT, SWIVEL, MANUAL VALVE AX 2	\$2, 289.84	02987246	CORDURA SLEEVE, 3.66ID, 135LG	\$112.33
02986802	WLDMT., CLAMP BOTTOM	\$260.67	02987249	CORDURA SLEEVE, 3.25ID, 162LG	\$91.54
02986816	FRT. MOUNT L.H. INTSTR	\$237.24	02987258	CORDURA SLEEVE, 2.54ID, 132LG	\$68.93
02986817	FRT. MOUNT R.H. INTSTR	\$237.24	02987265	CORDURA SLEEVE, 2.54ID, 78LG	\$50.61
02986820	PULLEY ADAPTER, MACH. T4040	\$503.64	02987268	CORDURA SLEEVE, 2.54ID, 72LG	\$48.83
02986825	WLDMT., CLAMP TOP	\$337.11	02987288	KIT, HIGH WEAR, MEXICO MAV	\$4, 389.84
02986827	KIT, JD7130 RH VALVE END	\$1, 226.59	02987289	KIT, HIGH WEAR, MAVERICK	\$3, 311.00
02986837	KIT, FC KNIVES GK FLAILWING-160	\$139.65	02987291	WLDMT, CWT JD 6000 SERIES	\$4, 465.94
02986838	KIT, FC KNIVES GK FLAILWING-194	\$143.33	02987294	KIT, HIGH WEAR PARTS	\$2, 575.60
02986839	KIT, 226 FC KNIVES&COTTERPINS	\$155.30	02987295	KIT, HIGH WEAR PARTS, MEXICO	\$4, 829.22
02986841	KIT, 250FC KNVIES&COTTERPNS	\$146.01	02987296	KIT, HIGH WEAR PARTS, AXXTREME	\$1, 542.14
02986842	PKG, 500 FC KNIVES	\$379.79	02987297	MANIFOLD, HYDRA LOAD CHECK	\$183.86
02986849	TANK RAIL R.H. NH T5000	\$255.47	02987301	KIT, HYD LOAD CHECK- HEAD TILT	\$261.35
02986850	TANK RAIL L.H. NH T5000	\$255.47	02987302	INDICATOR, FILTER BYPASS	\$76.13
02986862	ASY, 22' AXXTREME 2	\$18,548.52	02987303	KIT, HIGH WEAR PARTS, INTSTR	\$3, 195.94
02986870	RAIL, FRONT L.H. NH T5000	\$480.33	02987308	WLDMT, RH FRONT MOUNT	\$619.98
02986873	WLDMT, RAIL, FRONT R.H. T5050	\$703.92	02987309	WLDMT, LH FRONT MOUNT	\$608.32
02986874	WLDMT, RAIL, FRONT L.H. T5050	\$703.92	02987312	KIT, HIGH WEAR PARTS, FALCON	\$3, 878.60
02986887	FAN REVERSER KIT	\$1, 174.14	02987314	KIT, HIGH WEAR PARTS, SWB	\$1, 168.34
02986897	WLDMT LIFT SECTION,	\$3, 745.35	02987315	MOTOR, GEAR 3.0 CU/IN F/A	\$970.73
02986898	WLDMT LIFT SECTION,	\$4, 185.09	02987324	KIT, CAST TURRET DBL SHEAR	\$582.12
02986941A	ASY, OPS&PARTS MANUAL, MACH II	\$35.16	02987340	WLDMT. FRAME KUBOTA L5740	\$1, 080.93
02986941P	MAN, MACHETE II HF PARTS	\$37.28	02987343	WLDMT, TANK MOUNTING PLATE	\$210.57
02987013	HOSE HYD 6FJX -6FJX -82.5LG	\$90.41	02987344	KIT, SUBFRM. KUBOTA L5740	\$2, 215.40
02987014	HOSE HYD 6FJX -6FJX -82.5LG	\$90.46	02987348	WLDMT. CONTROL STAND	\$207.54
02987016	HOSE HYD #6-6FJX -6MJ -62.5LG	\$94.29	02987356	MT KT, NH T6070 MAV30	\$20,519.59
02987018	MT KIT, NH T6020 C/4 VB23	\$14,791.98	02987360	WLDMT. MAINFRM T4030 DLX C/2 R	\$1, 954.51
02987031	HARNESS, EXTENSION, MACHETE	\$389.40	02987361	KIT, JOYSTICK BRACKET	\$542.91
02987034	SEAL KIT, VALVE SEC.	\$6.20	02987366	WLDMT, VALVE MOUNT	\$194.29
02987035	USE 02962529	\$16.73	02987367	D/L 7/8-13 X 3/16 KEY X 24.50	\$499.28
02987049	WLDMT. MAINFRM T4030 R/2 RH	\$1, 582.32	02987370	BRKT, VALVE MOUNT STABILIZER	\$37.07
02987055	KIT, EXHAUST RELOCATION	\$430.37	02987375	SEAL KIT, VITON, SOL CARTRIDGE	\$38.91
02987061	PLATE FLANGE SENDING UNIT	\$93.11	02987381	PLATE VERSA WELD-ON	\$161.56

SOME PARTS SHOWN MAY NOT BE AVAILABLE FOR SALE TO ALL DEALERS. SEE DEALER AGREEMENT FOR DETAILS.

**ALAMO INDUSTRIAL REPAIR & REPLACEMENT PARTS PRICE LIST - F.O.B. POINT OF SHIPMENT
EFFECTIVE 02-15-11**

PART #	DESCRIPTION	LIST PRICE	PART #	DESCRIPTION	LIST PRICE
02987384	MOUNT, STABILIZER BAR	\$103.11	02987743	HYD VALVE PRESSURE REDUCING	\$268.80
02987406	PLATE, RH FRONT BOLSTER	\$326.08	02987750	BUSHING CONNEX 1-3/4 x1 -1/2x2	\$48.19
02987407	PLATE, LH FRONT BOLSTER	\$300.36	02987752	COMP BOX, JD7130 MID MCHF 25	\$6, 915.57
02987430	MACH. PULLEY ADP, 7/8-13	\$453.34	02987758	SECTION, VALVE, SWING, MANUAL	\$734.74
02987439	SECTION, VALVE, SWING, ELEC-HYD	\$1, 497.83	02987759	SECTION, VALVE, LIFT, MANUAL	\$734.74
02987440	SECTION, VALVE, LIFT, ELEC-HYD	\$1, 497.83	02987760	SECTION, VALVE, DIPPER, MANUAL	\$734.74
02987441	SECTION, VALVE, DIPPER, ELEC-HYD	\$1, 497.83	02987761	SECTION, VALVE, TILT, MANUAL	\$505.68
02987442	SECTION, VALVE, TILT, ELEC-HYD	\$1, 497.83	02987762	SECTION, VALVE, DOOR, MANUAL	\$505.68
02987443	SECTION, VALVE, DOOR, ELEC-HYD	\$1, 497.83	02987773	ASSY, BOOM HOSES IN SLEEVE	\$1, 115.47
02987452	KIT, SWIVEL, 60ROT, ELEC-VALVE	\$1, 729.62	02987780	WLDMT. RAIL RH JD7130	\$2, 180.43
02987455	PLATE, EXHAUST BRKT MF5465	\$223.08	02987781	WLDMT, LH RAIL JD7130	\$2, 080.26
02987486	BOLT BAG, CAGE WV	\$104.16	02987801	SHCS 3/4 NC 1 3/4 PL8	\$5.41
02987501	KIT, JD6X30 2WD AXLE STABILIZER	\$1, 523.71	02987802	CARTRIDGE, RELIEF, VALVE, BRAKE	\$106.54
02987510	PLATE VERSA WELD-ON T5000	\$141.75	02987803	CARTRIDGE, RELIEF, VALVE, MAIN	\$106.54
02987518	ASY, TANK, MAN VALVE, SAMURAI	\$9, 927.81	02987806	WELDMENT, HITCHPOST ADAPTER	\$903.79
02987521	ASY, TANK, ELECVALVE, SAMURAI	\$15,968.27	02987816	WIRE HARNESS, SWIVEL, JS, SAM	\$237.04
02987536	KIT, VALVE COVER	\$310.70	02987822	WLDMT FRONT MOUNT L.H.	\$638.51
02987538	VALVE, MAN DIR CTRL 5-SPOOL	\$1, 849.14	02987823	WLDMT FRONT MOUNT R.H.	\$661.03
02987559	MT KT, JD7220-7520 MAV2 30	\$19,612.18	02987826	MNT, TANK, RAIL, RH, SAMURAI	\$264.92
02987561	MT KTJD7220 MAV2 30 LG TIRES	\$19,344.22	02987827	MNT, TANK, RAIL, LH, SAMURAI	\$268.49
02987562	MT KIT, JD7220-7520 MAV2 30 LH	\$21,211.53	02987829	JSTK CONSOLE DANFOSS VALVE	\$2, 677.50
02987564	MT KT, JD7220-7520 MAV2 24	\$16,605.40	02987844	CABLE REM CTRL 156" RVC-VLV	\$350.44
02987565	MT KT, JD7130 PRM MAV2 30	\$19,355.44	02987888	WLDMT, RH FRONT MOUNT	\$713.79
02987567	MT KT, NHTS115A MAV2 30	\$21,390.33	02987889	WLDMT, LH FRONT MOUNT	\$698.99
02987571	MT KT, MF5465 MAV2 30	\$18,063.21	02987895	KIT, JD7130 AXLE STABILIZER 2WD	\$1, 163.00
02987628	GLASSES, SAFETY, CLEAR, VENTED	\$10.61	02987905	TRIGGER, SWITCH, CONTROLLER	\$244.92
02987629	GLASSES, SAFETY, TINTED, BLACK	\$9.24	02987917	KIT, REBUILD, ROTOR ACTUATOR	\$391.65
02987630	GLASSES, SAFETY, TINTED MIRROR	\$14.91	02987927	ASSY, BARREL, DIPPER, 18 AX	\$679.88
02987631	VEST, SAFETY, LIME	\$22.68	02987928	ASSY, ROD, DIPPER, 18 AX	\$320.78
02987636	BUSHING CONNEX 2-3/4 x2 -1/2x2	\$41.98	02987929	KIT, SEAL, DIPPER, 18 AX	\$75.50
02987637	VEST, SAFETY, ORANGE	\$22.68	02987930	HOUSING PLUG, 9-PIN	\$1.95
02987638	HARD HAT, VENTED, WHITE	\$15.96	02987931	HOUSING PLUG, TERMINAL PIN	\$1.32
02987639	HARD HAT, VENTED, YELLOW	\$25.94	02987932	RECEPTACLE HOUSING, 9-PIN	\$1.26
02987640	GLOVES, POLY COATED	\$4.15	02987933	RECEPTACLE HOUSING, TERM SOCK	\$2.89
02987641	SAFETY CONE, 28"	\$18.12	02987934	HOUSING, GEAR, FRT PUMP ASY	\$206.54
02987642	GLOVES, MECHANIX, FAST FIT, LG	\$18.22	02987935	HOUSING, CARRIER BRNG,FRT PUMP	\$562.28
02987643	GLOVES, MECHANIX, ORIGINAL, LG	\$30.40	02987936	SET, GEAR SHAFT, FRT PUMP ASY	\$722.19
02987644	EAR MUFF, C2 CLARITY, SM	\$17.07	02987937	STUD, FRT PUMP ASY	\$23.89
02987645	EAR MUFF, C2 CLARITY, LG	\$32.29	02987938	SCREW, DRIVE, FRT PUMP ASY	\$0.37
02987646	EAR PLUG, FOAM W/ CORD, 100CT	\$32.13	02987939	THRPL, FRT PUMP ASY	\$100.28
02987647	EAR PLUG, RUBBER W/CORD, 100CT	\$138.71	02987940	SEAL, BACKUP, FRT PUMP ASY	\$5.41
02987648	MOWING SIGN W/STAND&FLAGS	\$574.35	02987941	SEAL, CHAN, FRT PUMP ASY	\$6.30
02987649	WLDMT, TURRET PIN, TEAR DROP	\$106.37	02987942	SEAL, SQ, R, FRT PUMP ASY	\$2.42
02987652	KIT, WLDMT TURRET DBL SHR UPG	\$1, 161.30	02987950	ASY, WLD TURRET 2PIECE DS	\$3, 656.05
02987673	KIT, JD6x30 4WD AXLE STABILIZER	\$994.51	02987979	ASY HIGH FRAME 4WD	\$11,595.42
02987695	WLDMT, PLATE TANK MOUNT	\$491.67	02987981	ADAPTER, HARNESS	\$22.63
02987696	DRIVELINE 7/8SP-3/4 KEY 29-3/8	\$445.94	02987984	TRI GUSSET 1/2 X 1-3/8 X 6	\$9.56
02987702	WLDMT, LH FRONT MOUNT	\$553.41	02988000	HOSE #16-16FJX -16FJX - 70LG	\$280.83
02987705	BAR, MOUNT STRAP 4-1/2"	\$49.14	02988001	KIT, JD 6&7 SERIES BOLSTER	\$15.37
02987706	KIT, HIGH WEAR, MACHETE	\$1, 529.17	02988015	SPACER, STABILIZER RAIL	\$59.07
02987715	ASY POWER HOSES IN SLEEVE	\$492.51	02988044	COMP BOX, MF5465 MB2 C/4WD	\$11,844.03
02987723	WLDMT, FRAME SUPPORT	\$500.85	02988046	THRUST PLATE	\$73.19
02987736	HOSE #16-16FJX-16FJX45-52LG	\$177.09	02988047	DRIVE GEAR	\$210.84
02987739	BUSHING CONNEX 1-3/4 x1 -1/2x3	\$50.19	02988048	SHAFT, DRIVE GEAR	\$258.25
02987740	CORDURA SLEEVE, 3.66ID, 48LG	\$50.46	02988049	DRIVEN GEAR	\$154.98
02987741	SPACER, 2 OD X 1 ID X 3 LG	\$47.20	02988050	SHAFT, DRIVEN GEAR	\$148.16

SOME PARTS SHOWN MAY NOT BE AVAILABLE FOR SALE TO ALL DEALERS. SEE DEALER AGREEMENT FOR DETAILS.

**ALAMO INDUSTRIAL REPAIR & REPLACEMENT PARTS PRICE LIST - F.O.B. POINT OF SHIPMENT
EFFECTIVE 02-15-11**

PART #	DESCRIPTION	LIST PRICE	PART #	DESCRIPTION	LIST PRICE
02988051	KIT, M10 BOLT & WASHER, 4 EA.	\$43.37	02988483	SEAL, CHANNEL, DUAL SUC PUMP	\$3.47
02988054	WLDMT, HOSE GUARD	\$188.90	02988488	FILTER, ELEMENT, JD5065M-5095M	\$80.96
02988057	HOSE #16-16FJX -16FJX - 74LG	\$229.88	02988489	FILTER, HYD, JD5065M-5095M	\$306.45
02988064	COVER, TUBE LIFT, WV	\$150.26	02988490	KIT, FILTER, JD5065M-5095M CAB	\$681.66
02988071	FLANGE NUT, 1/2" NC	\$0.49	02988548	SUB ASY, TANK, HYD WV	\$2, 993.13
02988074	HOSE #12-12FJX-12FJX-36LG	\$55.92	02988559	REAR AXLE SPACER 1" THK	\$118.08
02988075P	MANUAL, PARTS, AXXTREME GEN2	\$35.16	02988565	RAIL, FRONT SUPT RH	\$318.31
02988076	KIT, CROSSMEMBER STABILIZER	\$218.40	02988568	FRT SUPT. LH JD5065/75M INTSTR	\$329.70
02988096	KIT SUBFRAME SWB NH T4030	\$2, 631.05	02988569	FRT SUPT. RH JD5065/75M INTSTR	\$329.70
02988111	WELDMNT, PIN, HTCHPST-10.625LG	\$218.67	02988570	SPACER, 1/2 THK	\$101.33
02988120	SEAL KIT, BLOCK TO PUMP	\$60.53	02988574	KIT, SEAT MOUNTED J-STK	\$302.40
02988121	O-RING, SEAL, VALVE, 1"	\$27.86	02988583	ORIFICE, .094 RSTRCTR 8ORB	\$6.62
02988122	O-RING, SEAL, VALVE, 1-1/4"	\$32.66	02988609	HOSE #20-20FJX -20FJX90-71LG	\$312.44
02988154	SEAL, SHAFT, HIGH PRESSURE	\$147.84	02988616	MACH. PULLEY ADPT. 7/8-13	\$478.65
02988168	WLDMT. RAIL LH, NH T6030	\$1, 814.72	02988617	SHCS M10-P1.5 75MM	\$2.47
02988169	WLDMT. RAIL RH, NH T6030	\$1, 763.37	02988618	ASY, FINAL, ROTARY, W/ FLAPS	\$6, 891.10
02988174	KIT, CABLE KIT, LOADER JOYSTIK	\$845.46	02988620	WLDMT, 25' DIPPER, AXT GEN1	\$5, 048.72
02988176	KIT, HIGH FRAME ASY, 2WD	\$9, 305.47	02988621	KIT, 25' DIPPER AXT GEN1	\$7, 090.97
02988178	KIT, GREASABLE, KINGPOST MOUNT	\$2, 304.75	02988634	WLDMT, BOTTOM TANK SUPT REAR	\$405.22
02988179	KIT, GREASABLE, KINGPOST	\$2, 132.19	02988639	MT KIT, MF5465 C/4 MAV30	\$21,516.85
02988181	KIT, HIGH PRESSURE, SEAL & RING	\$146.02	02988657	PLATE, VERSA WELD-ON JD5085	\$225.23
02988184	WASHER, SPECIAL 3/4 X 2 X1/4	\$17.09	02988658	BAR, MOUNT	\$252.36
02988196	KNIFE, FINE CUT	\$0.92	02988660	PLATE, AXLE STRAP	\$215.49
02988205	7/8 NC, SQ NUT G5	\$4.79	02988663	WLDMT, STABILIZER VERSA	\$590.41
02988243	PIN, LONG, REAR, PEDESTAL	\$56.44	02988664	MT KIT, JD5085 C/4 VB17 MAN	\$16,217.67
02988244	PIN, SHORT, FRONT, PEDESTAL	\$59.96	02988670	WLDMT, FRT SUPT	\$263.87
02988247	KIT, REPLACEMENT PEDESTAL PINS	\$334.69	02988702	WELDMNT, BOOM REST	\$1, 579.20
02988262	KIT, WASHER FLUID RELOCATION	\$211.05	02988733	BUSHING, CRADLE	\$114.77
02988273	KIT, NH T6030/50 2WD AXLE STAB	\$1, 039.87	02988741	KIT OIL COOLER D/ WING INTSTR	\$8, 130.42
02988276	WLDMT., CLAMP BOTTOM	\$252.53	02988756	COIL, 12 VDC, 6 WAY VS125	\$63.74
02988295	REAR MOUNT RH	\$474.60	02988763	KIT, DRIVELINE COVER	\$109.49
02988296	REAR MOUNT LH	\$474.60	02988789	VALVE, SOLENOID CNTRL, 91 SERIES	\$789.39
02988297	AXLE, TANK MOUNT	\$311.75	02988792	FSCS M12-P1.75 X 35MM	\$2.05
02988335	PLATE, BOOM REST MOUNT	\$103.83	02988793	PULLEY, JD5085M-5095M	\$592.52
02988341	DRIVELINE 7/8 X 7/8 X 32.37	\$554.94	02988797	MACH. PULLEY ADAP 7/8-13	\$680.25
02988353	STRAINER, FUEL, JD5225	\$40.06	02988799	KIT, HIGH WEAR, MACHETE2	\$497.49
02988354	KIT, FILTER, JD5225 ROPS, V-DOT	\$458.44	02988802	ASY, STEM TUBE, SOL DIV VALVE	\$84.90
02988391	COMP BOX, JD6430 C/4 MAV	\$7, 411.64	02988803	COIL, SOLENOID DIV VALVE	\$286.39
02988463	FILTER, PRIMARY, ENG, 5065/75M	\$182.76	02988804	NUT, COIL, SOLENOID DIV. VALVE	\$24.68
02988464	FILTER, SECONDARY, ENG, 5065/75M	\$94.27	02988805	KIT, SEAL, SOLENOID DIV VALVE	\$63.21
02988465	FILTER, FUEL (5030 ENGINE)	\$79.14	02988815	KIT, BLADES & HARDWARE 02977557	\$355.06
02988466	FILTER, OIL, HYD, 5065/75M	\$293.71	02988818	SEAL, SHAFT	\$98.76
02988468	FILTER, CAB, AIR, 6030 SERIES	\$137.88	02988819	SOLENOID, VALVE, SELECTOR	\$719.20
02988469	FILTER, FUEL, 6030 SERIES	\$66.90	02988820	CONNECTOR, DIN, STANDARD	\$13.39
02988470	FILTER, FUEL, PREFILTER JD6030	\$66.90	02988821	O-RING, SPOOL SEAL	\$2.89
02988471	FILTER, ELEMENT, 6030 SER	\$290.45	02988822	BUSHING, SPOOL SEAL	\$12.45
02988473	KIT, SEAL, CMPLT, MOTOR 3.0 CU	\$74.24	02988834	KIT, HIGH WEAR, 60" ROT W/PISTON	\$978.76
02988474	SPACER, MOTOR, GEAR, 3.0 CU/IN	\$22.37	02988852	WLDMT, TANK HYD UNDR FNDR	\$2, 237.45
02988475	SEAL, SQ RING, MOTOR, 3.0 CU/IN	\$2.47	02988853	ASY , VERSA TANK UNDR FNDR	\$3, 586.70
02988476	SEAL, SIDE, MOTOR, 3.0 CU/IN	\$5.67	02988855	MACH, WLDMT, HITCHPOST	\$2, 180.28
02988477	SEAL, END, MOTOR, 3.0 CU/IN	\$5.62	02988861	ASY VERSA TANK UNDER FENDER	\$3, 616.68
02988478	SEAL, BACKUP, MOTOR, 3.0 CU/IN	\$6.15	02988865	KIT, MOTOR SUPPORT, WV	\$496.81
02988479	THRPL, MOTOR, GEAR, 3.0 CU/IN	\$229.80	02988866	PIPE, SPACER, 1"OD X 11WA X 6	\$31.24
02988480	SET, SHAFT, GEAR, MOTOR 3.0 CU/IN	\$536.87	02988867	KIT, AXLE STABILIZER 6X30 4WD	\$1, 400.97
02988481	SEAL, GASKET, DUAL SUC PUMP	\$4.47	02988869	WLDMT, CYLINDER MOUNT	\$562.17
02988482	SEAL, CHANNEL, BACKUP, DUAL	\$5.73	02988872	DRIVELINE 7/8 X 7/8 X 13.60 LG	\$614.10

SOME PARTS SHOWN MAY NOT BE AVAILABLE FOR SALE TO ALL DEALERS. SEE DEALER AGREEMENT FOR DETAILS.

**ALAMO INDUSTRIAL REPAIR & REPLACEMENT PARTS PRICE LIST - F.O.B. POINT OF SHIPMENT
EFFECTIVE 02-15-11**

PART #	DESCRIPTION	LIST PRICE	PART #	DESCRIPTION	LIST PRICE
02988873	HOSE #20-20FJX -20FJX45 - 84LG	\$324.19	02989041	VALVE, ASY SOL 91 SERIES	\$755.42
02988874	DRIVELINE, 1" X 7/8" X 18.37"LG	\$850.35	02989043	ASSY, COMMON CRATE SW JD5085	\$4,094.58
02988876	ASY, PUMP BOX, 1" BEARING	\$796.17	02989045	WLDMT, BOOM REST STABILIZER	\$385.72
02988884	WLDMT. MAINFRM JD5085/95M C/2	\$1,694.91	02989048	WLDMT PUMP MOUNT 6610S	\$581.17
02988885	ASSY. MAINFRM. JD5085/95M C/2	\$4,217.38	02989052	WLDMT, FRONT LEFT RAIL	\$967.95
02988887	PLATE, MOUNTING 3X8 TUBE	\$176.98	02989053	WLDMT. RH REAR RAIL	\$1,111.69
02988889	SPACER 1/2" FRONT MOUNT	\$88.45	02989054	OPTION KIT, JD5065M CAB	\$2,074.05
02988890	KIT, LICENSE PLATE MT	\$458.12	02989055	OPTION KIT JD6330 MID-SPEC CAB	\$2,422.31
02988911	250 CNT, BUCKET, E.S., KNIFE	\$288.03	02989058	WLDMT, FRONT RIGHT MOUNT	\$967.95
02988912	PUMP, DUAL SUCTION 3.19&1.24 CU	\$1,994.30	02989059	WLDMT. LH REAR RAIL	\$792.92
02988913	PUMP, DUAL SUCTION 5.1&1.3 CU	\$1,096.87	02989061	COURSE, TRAINING, TECH SERVICE	\$950.00
02988915	KIT, SHAFT SEAL/SPACER REPL	\$147.99	02989062	WELDMENT, FRAME, LH UM	\$3,756.85
02988916	HOSE #24-24FL90-BLANK-63LG WP	\$318.57	02989063	WLDMT. RH TANK RAIL MF5465	\$321.88
02988917	HOSE #16-16FJX-16FL90-59LG	\$312.32	02989071	WELDMENT, FRAME, UM	\$2,771.65
02988923	MACH, WLDMT LH SUPPORT	\$1,510.74	02989072	DRVLN 1-15 x 1-15 x 17.25	\$624.49
02988924	MACH, WLDMT RH SUPPORT	\$1,514.89	02989074	COMP BOX, NH 6610S AXG2 22 CABL	\$8,922.22
02988925	WLDMT, RH SIDE SUPPORT	\$1,679.16	02989076	CORDURA SLEEVING 1.81 ID 96LG	\$46.05
02988930	CORDURA SLEEVE, 2.54ID, 57LG	\$27.88	02989077	WLDMT, WHEEL WEIGHT ADP	\$347.03
02988934	BUSHING, CRANKSHAFT PULLEY	\$69.09	02989080	HOSE#24-24FJX-24FJX90-24-1/2LG	\$355.48
02988935	KIT, JD PULLEY REPLACEMENT	\$849.06	02989082	KIT, RETRO-FIT, QH, BASE UNIT	\$844.36
02988941	QD, FEMALE, 1" KIDNEY LATCH	\$326.61	02989083	KIT, RETRO-FIT, QH, ADDL HEAD	\$417.75
02988942	QD, MALE, 1" KIDNEY LATCH	\$144.64	02989089	WLDMT, TANK SUPPORT LH	\$587.01
02988943	QD, FEMALE, 3/4" KIDNEY LATCH	\$189.32	02989090	WLDMT, TANK SUPPORT RH	\$587.01
02988944	QD, MALE, 3/4" KIDNEY LATCH	\$77.60	02989091	ASY. FRONT PUMP MT W/1" BRNG.	\$623.76
02988945	KIT, HIGH WEAR, 60" V/B HEAD	\$427.46	02989098	TANK SUPPORT SPACER 1-1/4"	\$105.95
02988950	SUB ASY, TANK GEN2	\$3,052.30	02989099	MAINFRAME KUBOTA M108S	\$3,235.53
02988951	ASY, TANK, DUAL SUCT & P70 ELEC	\$17,228.98	02989100	ASY. MAINFRM. KUBOTA M108S	\$3,535.77
02988952	ASY, TANK, DUAL SUCT & P70 MAN	\$11,367.30	02989101	HOSE HYD 4FJX - 4MJ 94	\$47.52
02988957	HOSE BUNDLE 6 CYL AXTREME	\$2,905.81	02989102	HOSE HYD 4FJX - 4MJ 94 LG	\$67.47
02988958	ADP, HYD ELBOW 8MB-12MJ90	\$9.09	02989110	CORDURA SLEEVING 1.81 ID 72LG	\$45.71
02988959	HHCS, M14-P1.25 x 30MM PL 8.8	\$45.05	02989111	DRIVELINE 1-15 X 1-15 X 35.37	\$624.65
02988962	WLDMT, PLT EXTENSION CWT MT.	\$367.36	02989112	KIT, 21 PISTON RINGS	\$94.45
02988967	WLDMT, RH RAIL MF5465 MB21	\$1,883.76	02989116	CRTN SM PARTS T6030 C/4 DUAL	\$4,789.16
02988968	WLDMT, LH RAIL MF5465 MB21	\$1,723.97	02989117	KIT, NJ SPEC T6030 C4 SP OPTIO	\$4,975.74
02988969	WLDMT, RH FRONT MOUNT MF5465	\$851.82	02989121	MT KIT NH T6010/20 CAB 2WD V/M	\$9,202.33
02988970	WLDMT, LH FRONT MOUNT MF5465	\$851.82	02989126	ASY LIFT CHAIN (29/32 HOLE) 11	\$134.30
02988971	ADP, FLANGE 1-1/4TO1-1/4 STEEL	\$271.32	02989127	LIFT CHAIN 11-LINKS	\$10.10
02988978	HOSE #12-12FJX-12FJX90-36LG	\$112.30	02989130	ASY, TANK DUAL & DANFOSS ELEC	\$17,309.46
02988980	KIT, 02982575 FIELD REPLACEMENT	\$2,933.23	02989131	ASY, TANK DUAL SUCT & V20 MAN	\$10,405.77
02988995	MT KIT, JD5085 C/4 VB17 JSTICK	\$18,005.67	02989132	MT KIT, JD7130/7230 PREM M2	\$18,512.97
02988997	WLDMT, RH CYL SUPPORT NJ	\$2,105.73	02989133	COMP BOX, JD7130/7230 PREM M2	\$7,153.55
02988999	PLATE, CENTER SUPPORT	\$365.61	02989134	BOLT BAG, JD7130/7230 PREM M2	\$434.70
02989010	SPACER, TANK RAIL	\$73.14	02989137	WLDMT, STEP INTSTR. WING LH	\$447.22
02989012	KIT, HOSE RETRO-FIT. FALCON	\$1,869.90	02989138	CC, KNIFE PKG, 96	\$327.56
02989014	PLATE, CYLINDER LINK TO HEAD	\$141.33	02989139	WLDMNT, TANK, HYD, DUAL PUMP	\$1,889.85
02989017	WLDMT, RH LIFT FRAME NJ SPEC	\$2,688.32	02989139A	WLDMNT, TANK, MAV P70 FL SPEC	\$1,935.98
02989018	WLDMT, CYLINDER TO HEAD LINK	\$488.99	02989146	FRONT LH FRAME SUPPORT	\$286.44
02989027	KIT, QH, BASE UNIT, AXTREME	\$5,054.28	02989147	FRONT RH FRAME SUPPORT	\$286.71
02989028	KIT, RETRO-FIT, QH, BASE UNIT	\$774.75	02989148	TANK SUPPORT LH	\$272.01
02989029	KIT, QH, ADDITIONAL, HEAD, AXT	\$998.13	02989153	SPACER 1-1/4 FRT FRM SUPT	\$118.65
02989030	KIT, RETRO-FIT, QH, ADD HEAD, AXT	\$424.26	02989155	MT KIT, JD5093E VERSA, HYD	\$9,439.29
02989031	ADP, HYD, STGHT, 20MJ-12MB	\$38.43	02989156	COMP BX, JD5093E VERSA, HYD	\$7,111.97
02989032	ADP, HYD, STGHT, 20FJ-12MJ	\$21.32	02989157	SPACER 1-1/4 TANK SUPT	\$119.39
02989038	KIT, QH, ADD'L HEAD, MACHETE	\$894.13	02989158	WLDMT MAINFRAME KB8540 C/4	\$2,432.01
02989039	KIT, NJ SPEC JD5085/95M SP OPT	\$1,576.68	02989159	WLDMT. REAR FRM SUPT	\$1,130.64
02989040	WLDMT, VALVE MOUNT INTSTR.	\$241.40	02989160	ASY. MAINFRM. KB8540 C/4	\$4,842.08

SOME PARTS SHOWN MAY NOT BE AVAILABLE FOR SALE TO ALL DEALERS. SEE DEALER AGREEMENT FOR DETAILS.

**ALAMO INDUSTRIAL REPAIR & REPLACEMENT PARTS PRICE LIST - F.O.B. POINT OF SHIPMENT
EFFECTIVE 02-15-11**

PART #	DESCRIPTION	LIST PRICE	PART #	DESCRIPTION	LIST PRICE
02989161	HHCS M20 x P1.50 x 90MM PL10.9	\$32.24	02989397	WLDMT, RH, LIFT, SIDE SHEET	\$656.99
02989168	KIT, SEAL, O-RING, RELIEF, P70	\$18.06	02989399	PIN, 1-1/2ODx1-1/4 THD; 9-1/2LG	\$89.78
02989169	KIT, SEAL, O-RING, PLUG, P70	\$21.14	02989401	SHAFT, CONNECT, DUAL SUC PUMP	\$222.08
02989172	SUB-ASY, SQ HEAD, 50 B/AXE	\$11,659.62	02989402	SCREW, CAP, DUAL SUC PUMP	\$147.84
02989173	SUB-ASY, SQ HEAD, 60 B/AXE	\$11,662.69	02989403	KIT, SEAL, DUAL SUC PUMP	\$7.56
02989188	MT KIT, JD6310 R/4 MB2	\$19,941.60	02989404	STUD, FRT PUMP ASY, 3.91&1.24CU	\$26.94
02989189	COMP BOX, JD6310 R/4 MB2	\$7,048.06	02989405	ASY LCB TANK W/FILTER	\$2,422.46
02989196	KIT, FITTING GUARD MACHETE	\$289.93	02989414	WLDMT, STABILIZER, BOOM REST	\$840.42
02989197	PLATE, TOP FITTING GUARD	\$199.47	02989416	BOLT BAG, JD6430 VB J-STK	\$83.01
02989198	PLATE, BOTTOM FITTING GUARD	\$197.14	02989446	CRATE, COMP. NH T6030/50 C2 RH	\$8,020.22
02989208	ASY, UM FRAME, CC, DS	\$17,517.09	02989447	CRTN SM PRTS. NH T6030/50 RH	\$2,669.73
02989209	KIT, STD CAST CWT ADD-ON	\$1,972.72	02989448	BOLT BAG, NH T6030/50 C2 RH	\$357.74
02989220	GEAR SET, TANDEM PUMP ASY	\$632.06	02989451	CRATE, SP COMP NH T6030/50 R/2	\$18,424.83
02989221	PLATE, CNTRL. STAND BTM	\$177.35	02989452	CARTON, SM PRT -NH T6030/50 R/2	\$4,087.18
02989222	KIT, CNTRL. STAND KB8540	\$339.00	02989453	BOLT BAG, NH T6030/50 R/2	\$397.80
02989223	DRIVELINE, 7/8 x 7/8 x 30.43	\$473.40	02989457	DOWEL, PIN, DUAL PUMP, REAR	\$5.36
02989227	WLDMT. RH REAR RAIL	\$1,229.39	02989458	THRPL, DUAL PUMP, REAR	\$4.41
02989228	WLDMT, LH REAR RAIL	\$1,132.97	02989459	HOUSING, CNNECTION, DUAL PUMP	\$108.52
02989230	WLDMT, RH FRONT RAIL	\$988.32	02989461	QD, MALE #8 BALL-STYLE	\$16.91
02989233	WLDMT, LH FRONT RAIL	\$1,032.26	02989462	QD, FEMALE #8 BALL-STYLE	\$29.17
02989236	WLDMT, THIN CAST ADD-ON CWT	\$2,270.92	02989463	KIT, QD, BASE UNIT-MB2/MAV/MV2	\$3,703.96
02989237	KIT, THIN CAST CWT ADD-ON	\$1,800.99	02989464	KIT, QD, ADDL HEAD, MB2/MV2/MAV	\$448.58
02989238	KIT, FUEL TANK CASE IH 115-140	\$3,528.63	02989466	MANIFOLD & CNTRBLCE VALVE	\$642.60
02989239	WLDMT, FUEL TANK	\$2,389.07	02989467	VALVE, COUNTERBALANCE	\$308.70
02989246	KIT, BLADE SERV, BAR, 60" ROT	\$178.48	02989468	KIT, COUNTERBALANCE, HEAD TILT	\$662.29
02989247	KIT, SWB, CUTTERBAR SERVICE	\$822.53	02989472	CRATE, COMP-NH T5040/70 C2&4 RH	\$7,885.14
02989248	KIT, BLADE SERV, PAN, 50" ROT	\$299.92	02989480	MT KT, NH T6030/50 R/4 AX28	\$21,226.70
02989249	KIT, BLADE SERV, BAR, 50" ROT	\$191.46	02989481	COMP BOX, NH T6030/50 AX28	\$10,780.30
02989258	CRTN SM PARTS JD6430 C/4 RH	\$1,622.48	02989482	KIT, TIE ROD, 5 SECTION, MANUAL	\$52.92
02989267	KIT, TRACTOR HYDRAULIC MF5465	\$429.09	02989483	ASY, VALVE SECTION, LIFT	\$622.76
02989286	SPRING, CENTER, HANDLE	\$13.71	02989484	ASY, VALVE SECTION, SWING	\$532.25
02989287	ASY, JACK SCREW	\$15.33	02989485	ASY, VALVE SECTION, DIPPER	\$435.28
02989288	SPRING, CENTERING, SWING	\$15.75	02989486	ASY, VALVE SECTION, TILT	\$547.32
02989289	CANOPY & BRKT, NH TS6020 ROPS	\$564.08	02989487	ASY, VALVE SECTION, DOOR	\$371.28
02989291	CORDURA SLEEVE, 2.54ID, 168LG	\$75.77	02989488	VALVE, RELIEF, MAIN, 3000 PSI	\$133.56
02989292	BELT, FLAIL MOWER REPL.	\$66.94	02989489	VALVE, RELIEF, 2000 PSI	\$117.34
02989299	ADP HYD ELBOW 10FJ - 12MJ	\$21.44	02989490	VALVE, RELIEF, 2750 PSI	\$79.59
02989305	CRATE SPL COMP. MF4235 C/2	\$5,899.22	02989491	VALVE, RELIEF, MAIN, 1200 PSI	\$79.59
02989306	CRTN SM PARTS MF4235 C/2	\$1,870.58	02989492	KIT, 6 LEVER CONTROL STAND	\$965.69
02989310	KIT, 02982575 FIELD REPLACEMNT	\$1,544.29	02989493	WLDMT, 6 LEVER CONTROL STAND	\$858.01
02989328	HARNES, INTERSTATER PATCH	\$19.95	02989499	MT KIT, NHT6030/50 C/4 VB	\$14,133.41
02989329	KIT, HYD-JD5083/93E CAB SWB	\$6,551.26	02989500	COMP BOX, NHT6030/50 C/4 VB	\$8,211.16
02989333	MT KT, KBM105S AXG2 22 MAN	\$19,961.93	02989503	BOLT BAG, NHT6030/50 VB	\$530.15
02989334	COMP BOX, KBM105S AXG2 22	\$11,319.48	02989506	FALCON 15 NEW MEXICO PRE-ASY	\$14,508.00
02989336	HOSE #24-24FL90X24FJX90X31-1/2	\$429.14	02989509	MT KIT, CASE 8910 MAV30	\$15,612.01
02989337	GEAR HOUSING, DUAL SUC PUMP	\$168.32	02989510	COMP BOX, CASE 8910 MAV30	\$6,440.48
02989338	COVER, FLANGE, DUAL SUC PUMP	\$568.58	02989511	PTO KIT, CASE 8910	\$1,207.55
02989339	SET, GEAR, DUAL SUC PUMP	\$495.50	02989512	KIT, LEXAN WINDOW	\$764.78
02989340	WLDMT, LIFT SECTION	\$3,336.22	02989513	WLDMT, FUEL TANK CASE 8910	\$774.52
02989354	WLDMNT, TURNING ARM	\$1,442.91	02989514	WLDMT, RH FRONT RAIL CASE 8910	\$897.68
02989362	STOP, DIPPER, BOOM	\$42.37	02989515	WLDMT, RH REAR RAIL CASE 8910	\$1,727.17
02989363	MACH, WLDMT, FRAME, LCB	\$3,711.33	02989516	WLDMT, LH FRONT RAIL CASE 8910	\$921.53
02989366	SPACER, 5.0OD X 2.75ID, PIVOT	\$68.80	02989517	WLDMT, LH REAR RAIL CASE 8910	\$1,765.24
02989379	SIDE PLT, TURNING ARM	\$149.82	02989536	PLATE, RH TANK MOUNT CASE 8910	\$304.95
02989390	PIN, 1-1/2 OD x 6-3/4 LG	\$107.58	02989537	PLATE, LH TANK MOUNT CASE 8910	\$304.95
02989396	WLDMT, LH, LIFT, SIDE SHEET	\$656.99	02989538	WLDMT, BOOM REST STABILIZER	\$485.94

SOME PARTS SHOWN MAY NOT BE AVAILABLE FOR SALE TO ALL DEALERS. SEE DEALER AGREEMENT FOR DETAILS.

**ALAMO INDUSTRIAL REPAIR & REPLACEMENT PARTS PRICE LIST - F.O.B. POINT OF SHIPMENT
EFFECTIVE 02-15-11**

PART #	DESCRIPTION	LIST PRICE	PART #	DESCRIPTION	LIST PRICE
02989540	PLATE, STABILIZER STRAP	\$104.39	02989626	BALL, SEAT, PAVC PUMP	\$42.42
02989541	WLDMT, RH AXLE STRAP	\$567.03	02989627	SPRING BARREL, PAVC PUMP	\$8.01
02989547	KIT, FRONT AXLE STABILIZER	\$2, 163.31	02989628	SPRING, SERVO, PAVC	\$10.66
02989559	WLDMT, AXLE STRAP TOP	\$228.11	02989629	BALL, PAVC PUMP	\$79.55
02989561	PLATE, AXLE STRAP BOTTOM	\$148.15	02989630	ASY, PLUG, SERVO, PAVC	\$50.92
02989562	WLDMT, JOYSTICK MOUNT	\$367.03	02989631	ASY, CAP, TRUNNION	\$144.90
02989566	PLATE, IQAN BRACKET	\$101.76	02989632	SPRING, RETAINER	\$11.49
02989567	GUSSET, IQAN BRACKET	\$48.30	02989633	O-RING, PAVC PUMP	\$24.48
02989569	WLDMT, RH BRACE FUEL TANK	\$210.90	02989634	O-RING, PAVC PUMP	\$5.87
02989570	WLDMT, LH BRACE FUEL TANK	\$210.90	02989635	PLUG, PAVC PUMP	\$30.60
02989573	LEXAN, RH WINDOW CASE 8910	\$1, 233.57	02989636	PLUG, PAVC PUMP	\$8.79
02989574	CYLINDER, 4.0BX 2.0R X41.25S	\$641.32	02989637	RETAINER, PAVC PUMP	\$5.15
02989575	CYLINDER, 3.5BX 1.5R X16.00S	\$374.50	02989638	BUSHING, BARREL, PAVC	\$281.96
02989576	CYLINDER, 3.0BX 1.5R X14.00S	\$310.32	02989639	SNAP RING, PAVC33 PUMP	\$38.08
02989577	HOSE BUNDLE CASE8910 MAV30	\$2, 251.69	02989640	SNAP RING, PAVC33 PUMP	\$8.81
02989578	ASSY SWING HOSES IN SLEEVE	\$390.62	02989641	SNAP RING, PAVC33 PUMP	\$5.17
02989579	ASSY LIFT HOSES IN SLEEVE	\$417.71	02989642	ASY, PISTON, PAVC33	\$74.25
02989580	ASY DIP-TELE-TILT HOSES IN SLE	\$839.04	02989643	BARREL, PAVC33 PUMP	\$682.27
02989581	ASSY DIVERter HOSES IN SLEEVE	\$242.96	02989644	ASY, SHAFT, SPLINE, PAVC33	\$597.20
02989582	HOSE #6-6FJX-6FJX90-164LG	\$120.78	02989645	HSG, TRUNNION, PAVC33	\$986.86
02989583	HOSE #6-6FJX-6FJX90-164LG	\$109.68	02989646	SCREW, CAP, PAVC33	\$24.75
02989584	CORDURA SLEEVE, 2.54ID, 156LG	\$94.81	02989647	SCREW, HEX HEAD, PAVC33	\$7.24
02989585	HOSE #6-6FJX-6FJX-203LG	\$114.76	02989648	LOCKWASHER, PAVC33 PUMP	\$3.05
02989586	HOSE #6-6FJX-6FJX-203LG	\$115.06	02989649	FLANGE, PAVC33 PUMP	\$113.57
02989587	CORDURA SLEEVE, 2.54ID, 198LG	\$111.96	02989650	PLUG, PAVC33 PUMP	\$7.19
02989588	HOSE #6-6FJX-6FJX-171LG	\$104.53	02989651	PLATE, PORT, CCW, PAVC	\$301.54
02989589	HOSE #6-6FJX-6FJX-171LG	\$104.83	02989652	HSG, LH, PAVC33 PUMP	\$1, 775.29
02989590	HOSE #6-6FJX-6FJX-176LG	\$106.13	02989653	ASY, DIFF, NON ADJ, PAVC33	\$117.49
02989591	HOSE #6-6FJX-6FJX-176LG	\$106.59	02989654	PLUG, ORIFICE	\$33.56
02989592	HOSE #6-6FJX-6FJX-176LG	\$106.11	02989655	KIT, SEAL, PAVC33 PUMP	\$182.76
02989593	HOSE #6-6FJX-6FJX-176LG	\$106.35	02989656	MT KIT, FORD 6640 C/2 SAM	\$19,511.84
02989594	CORDURA SLEEVE, 3.66ID, 168LG	\$191.62	02989657	COMP BOX, FORD 6640 C/2 SAM	\$9, 811.47
02989595	HOSE #4-4FJX-4FJX90-106LG	\$104.85	02989658	WLDMT, RH RAIL FORD 6640	\$1, 680.16
02989596	HOSE #4-4FJX-4FJX90-106LG	\$104.63	02989659	WLDMT, LH RAIL FORD 6640	\$1, 738.91
02989597	CORDURA SLEEVE, 2.54ID, 102LG	\$59.92	02989660	WLDMT, RH FRONT MT FORD 6640	\$839.43
02989598	ADP, MACH PULLEY NH TS6020	\$1, 091.69	02989661	WLDMT, LH FRONT MT FORD 6640	\$839.43
02989599	FRONT MOUNT LH	\$445.04	02989681	WLDMT. MAINFRM RH JD7130 MID	\$2, 949.60
02989600	FRONT MOUNT RH	\$445.04	02989687	PLATE, VALVE, CCW, SERVO PUMP	\$268.65
02989601	PLATE, MIDMOUNT	\$370.27	02989688	HOUSING, CCW, SERVO PUMP	\$567.06
02989602	WLDMT. STABILIZER NH TS6020	\$483.50	02989689	PLUG, SUBASY, TOP, SERVO PUMP	\$340.71
02989604	SPACER 1-3/4 THICK NH TS6020	\$119.75	02989690	SUB-ASY, CRADLE, SERVO PUMP	\$124.78
02989605	DRIVELINE 7/8 x 7/8 x 26.31	\$550.79	02989691	PIN, DOWEL, SERVO PUMP	\$12.75
02989606	MT KIT, NH TS6020	\$9, 206.51	02989692	BUSHING, SERVO PUMP	\$118.90
02989607	COMP BOX, NH TS6020	\$7, 198.45	02989693	SHAFT, DRIVE, SPLINED, SERVO	\$176.31
02989611	WLDMT, VALVE PEDESTAL 22-1/2	\$230.49	02989694	PLUG, SUBASY, SERVO PUMP	\$9.18
02989614	ASY TRCTR HYD HOSES IN SLV	\$253.33	02989695	PLUG, SUBASY, SERVO PUMP	\$20.81
02989616	#8 HOSE - 8FJ - 8FJ90 220LG O	\$113.32	02989696	ASY, CTRSHFT, SHD, E.S. KNIVES	\$4, 330.78
02989617	HYD TEE #12 FACE SEAL - #12MB	\$16.49	02989697	ASY, 48" F/A, SHD, GRASS, PISTON	\$12,412.93
02989618	HYD ADP - #12 FACE SEAL - #12MB	\$13.43	02989698	CONNECTOR, COIL, 12DG-40	\$58.33
02989619	SEAL, SHAFT, PAVC PUMP	\$47.00	02989699	CARTRIDGE, SOLENOID	\$274.26
02989620	PLATE, PIN-PORT, PAVC PUMP	\$25.17	02989700	ASY, COIL & SOLENOID CARTRIDGE	\$394.91
02989621	PLATE, SWASH, PAVC PUMP	\$462.10	02989702	KIT, 5 LEVER CONTROL STAND	\$820.20
02989622	TRUNNION PIN, PAVC PUMP	\$105.74	02989704	ASY, HARNESS, DANFOSS, PVG	\$863.79
02989623	SCREW, DRIVE, PAVC PUMP	\$24.74	02989705	SCREW, SELF DRILL, #12-14X3/4	\$0.30
02989624	SERVO PISTON, PAVC PUMP	\$192.54	02989706	KIT, WHEEL WEIGHT MNTG 30" RIMS	\$3, 292.23
02989625	RETAINER, PAVC PUMP	\$163.17	02989707	SPACER, 2 OD X 1 ID X 4-1/4 LG	\$54.18

SOME PARTS SHOWN MAY NOT BE AVAILABLE FOR SALE TO ALL DEALERS. SEE DEALER AGREEMENT FOR DETAILS.

**ALAMO INDUSTRIAL REPAIR & REPLACEMENT PARTS PRICE LIST - F.O.B. POINT OF SHIPMENT
EFFECTIVE 02-15-11**

PART #	DESCRIPTION	LIST PRICE	PART #	DESCRIPTION	LIST PRICE
02989708	HARNESS, P70 AXTREME W/ RELAY	\$334.58	02989844	WLDMT, LH FRONT RAIL	\$994.88
02989709	KNIFE, FLAT, FINE CUT	\$0.79	02989850	PIN, 2" OD W/1-1/2THRD	\$215.97
02989711	MANIFOLD, STEEL, DUAL, C-BLOC	\$2,073.65	02989851	PIN, 1-1/2 OD x 5 LG	\$70.51
02989712	FRONT FRM SUPPORT T4040 C4	\$214.59	02989856	COMP BOX KUBOTA M108S C/4 VRSA	\$9,896.51
02989714	COMP BOX NH T4040 C/4 VERSA	\$9,851.56	02989857	BOLT BAG KUBOTA M108S C/4 VRSA	\$569.97
02989715	BOLT BAG NH T4040 C/4 VERSA	\$549.69	02989858	FRONT MT PLT RH KB108S C/4	\$343.90
02989719	WLDMT, DIPPER, 25' HF, GEN2	\$2,578.79	02989859	FRONT MT PLT LH KB108S C/4	\$343.90
02989720	PLUG #20MJ STEEL	\$7.24	02989860	MID MT PLT.RH KB108S C/4	\$327.05
02989721	PLUG #8MJ STEEL	\$1.57	02989861	MID MT PLT.LH KB108S C/4	\$327.05
02989725	LEXAN DOOR FORD 6640	\$1,643.73	02989863	WLDMT, AXLE STABILIZER	\$456.11
02989726	LEXAN WINDOW FORD 6640	\$845.62	02989866	ASY, CONTROL BOX W/MASTER	\$909.57
02989729	WLDMT, BOOM REST	\$1,490.48	02989867	HARNESS, WIRE, ELEC VALVE	\$457.86
02989731	TANK RAIL, FORD 6640	\$200.29	02989868	CONTROLLER, 2/AXIS 4 BUTTON	\$1,197.38
02989732	OPTION KIT, JD5065M ROPS	\$2,163.00	02989869	MT KIT, JD7130 C/2 MB2	\$20,690.03
02989733	MT KIT, JD6430 C/4 AX28 JSTK	\$16,767.92	02989870	COMP BOX, JD7130 C/2 MB2	\$6,129.08
02989734	COMP BOX, JD6430 C/4 AX28	\$6,333.08	02989872A	ASY, OPERATORS & PARTS MANUAL	\$35.16
02989736	WLDMT, LH TANK RAIL JD7130	\$656.37	02989872C	MANUAL OPERATORS MOWER	\$35.16
02989737	WLDMT, RH TANK RAIL JD7130	\$656.37	02989872CA	ASY, CANISTER OPS & PARTS	\$35.16
02989740	WLDMT. BOOM REST STABILIZER	\$596.61	02989872P	MANUAL PARTS MOWER	\$35.16
02989742	PLATE, BOOM REST STRAP	\$180.97	02989875	MT KIT, NH T6030/50 R/2 MAN	\$24,309.34
02989763	WHEEL, 16X5.50F-6HOLES-6.000BC	\$538.47	02989876	COMP BOX, NH T6030/50 SAM MAN	\$11,657.47
02989765	SPOOL, ZM	\$58.87	02989877	KIT, 5 LEVER CONTROL STAND	\$966.00
02989766	SPACER, Z SPOOL W/ SEAL	\$15.02	02989883	BUSHING 2.5IDx3.0ODx2.0LG	\$87.21
02989769	KIT, VALVE CONVERSION, 4 FLOAT	\$149.44	02989891	CRTN SM. PARTS JD5093E C4 DUAL	\$4,301.95
02989771	MT KIT, MT455B C/4 MB2	\$19,360.00	02989895	DRIVELINE 1-15 X 1-15 X 29.38	\$540.36 [®]
02989772	COMP BOX, MT455B C/4 MB2	\$7,454.30	02989896	BELL REDUCER 24FP-32MP BLK MAL	\$17.75
02989773	WLDMT. RH RAIL MT455B	\$2,062.14	02989902	MACHINED PULLEY ADP. 1-15	\$595.54
02989774	WLDMT, LH RAIL MT455B	\$1,956.73	02989903	MOTOR, HYD, GEAR 8.0, HP SEAL	\$1,372.88
02989775	WLDMT, RH FRONT MT MT455B	\$1,486.75	02989904	MOTOR, HYD, GEAR, 5.73, HP SEAL	\$1,047.87
02989776	WLDMT, LH FRONT MT MT455B	\$1,017.48	02989906	BRACKET, J-STICK MOUNT	\$95.76
02989789	SWITCHBLADE OPS/PARTS&SERVICE	\$35.16	02989910	WLDMT, J-STICK MOUNT	\$166.38
02989794	MACHETE 2 OPS/PARTS & SERV MAN	\$35.16	02989913	ASY. FRONT PUMP MT W/7/8 BRNG.	\$1,061.66
02989796	WLDMT WHEEL WEIGHT ADAPTER	\$750.95	02989914	MACH. FRT PUMP MOUNT KB8540	\$870.82
02989800	PLATE WHEEL WEIGHT, 32"	\$636.97	02989918	MT KIT, JD6430 C/4 IVT R/M	\$2,152.19
02989803	MACHINED, SHAFT, FREE END	\$733.01	02989919	KIT, STAB STRAP JD6430 RM	\$1,044.65
02989810	VALVE, 2-SPOOL W/ BRKTS, FLOAT	\$771.86	02989921	WLDMT, RH AXLE MOUNT	\$900.54
02989811	VALVE, 4-SPOOL W/ BRKTS, FLOAT	\$1,098.60	02989922	WLDMT, LH AXLE MOUNT	\$900.54
02989812	MACHINED, SHAFT, DRIVE END	\$836.17	02989923	WLDMT, AXLE STAB STRAP	\$365.05
02989813	PLATE, RH TANK RAIL	\$217.20	02989924	PLATE, AXLE STRAP	\$183.21
02989814	PLATE, LH TANK RAIL	\$217.20	02989926	ASY, VALVE, ELECTRO, 4-SECTION	\$5,634.72
02989815	WLDMT, FRONT AXLE STRAP	\$431.34	02989927	ASY, VALVE, MANUAL, 4-SECTION,	\$2,092.70
02989821	KIT, FRONT AXLE STABILIZER	\$1,225.04	02989928	MT KIT, NH T5050 R/4 VB	\$18,229.68
02989822	POWER BEYOND, V20	\$143.70	02989929	COMP BOX, NH T5050 R/4 VB MAN	\$10,496.31
02989823	KIT, WHEEL WEIGHT 30" RIMS	\$2,090.87	02989930	BOLT BAG, NH T5050 R/4 VB	\$613.83
02989824	MT KIT, MT475B C/4 MB2	\$22,016.96	02989931	STAND, JOYSTICK JD6430 IVT	\$267.90
02989825	WLDMT, RH FRONT MOUNT MF5465	\$1,028.46	02989932	MT KIT, JD7130 MID C/4 MV30	\$19,839.95
02989829	MT KIT, CHALLENGER MT445B VRSA	\$9,357.07	02989935	KIT, AUXILARY WHEEL WEIGHT 675	\$1,447.28
02989832	WLDMT, RAIL LH CHALNGR. MT445B	\$715.21	02989938	WLDMNT, RH MOUNT PLATE	\$443.00
02989833	WLDMT, RAIL RH CHALNGR. MT445B	\$717.62	02989941	PIN, 1-1/2 OD x 8 LG	\$78.02
02989834	PLATE WELD ON BRKT. CHALNGR	\$210.36	02989943	PIN, 1-1/2 OD x 5-3/4 LG	\$69.06
02989838	BRKT, TOOL BOX MT	\$140.10	02989945	WLDMNT, VALVE MOUNT	\$206.17
02989839	BRKT, BLADE MT. SWB V DOT	\$61.74	02989952	MT KIT, NH TS6020 R/2 VB MAN	\$19,296.36
02989840	MT KIT, MT475B C/4 MV30	\$22,089.80	02989953	COMP BOX, NH TS6020 VB MAN	\$8,696.16
02989841	WLDMT, RH REAR RAIL MT475B	\$1,246.16	02989955	WLDMT. STABILIZER NH TS6020 VB	\$468.15
02989842	WLDMT, LH REAR RAIL MT475B	\$1,444.32	02989956	WLDMT, BOOM STABILIZER	\$792.60
02989843	WLDMT, RH FRONT RAIL	\$932.28	02989958	WLDMT, BOOM REST STABILIZER	\$494.82

SOME PARTS SHOWN MAY NOT BE AVAILABLE FOR SALE TO ALL DEALERS. SEE DEALER AGREEMENT FOR DETAILS.

**ALAMO INDUSTRIAL REPAIR & REPLACEMENT PARTS PRICE LIST - F.O.B. POINT OF SHIPMENT
EFFECTIVE 02-15-11**

PART #	DESCRIPTION	LIST PRICE	PART #	DESCRIPTION	LIST PRICE
02989960	PLATE, AXLE STRAP	\$128.58	02990062	WLDMT, BOOM REST STABILIZER	\$479.80
02989962	WLDMT, TANK MOUNT	\$646.44	02990063	PLATE, STABILIZER STRAP	\$141.07
02989963	PLATE, TANK MOUNT	\$266.26	02990064	PLATE, HYDRO TANK SPACER	\$145.22
02989964	PLATE, TANK MOUNT TAB	\$229.22	02990065	HOUSING, FLANGE, MOTOR 8.00	\$565.32
02989965	WLDMT, CAGE NH TS6020	\$1,592.01	02990066	SET, GEAR SHAFT, 8.00	\$948.94
02989972	ASSEMBLY, CAGE NH TS6020	\$3,076.77	02990067	THRUSTPLATE, 8.00 CID MOTOR	\$202.71
02989974	LEXAN, UPPER	\$2,108.14	02990068	O-RING, FLANGE, HIGH PRESSURE	\$3.00
02989976	TIE, METAL, RED, 8-7/16LG	\$2.29	02990069	SEAL, HP, LIP, 8.00 CID MOTOR	\$469.41
02989977	TIE, METAL, BLUE, 8-7/16LG	\$2.29	02990070	SEAL, HP, RETAINER, 8.00 CID	\$59.64
02989978	HOSE #16-16FJX-16FJX-196LG	\$394.94	02990071	KIT, HP, SEAL, 8.00 CID MOTOR	\$463.96
02989979	HOSE #16-16FJX-16FJX-196LG	\$394.94	02990072	SET, GEAR SHAFT, MOTOR 5.73	\$1,093.26
02989982	HOSE #16-16FJX-16FJX90-59LG	\$191.62	02990073	SEAL, HP, LIP, 5.73 CID MOTOR	\$469.93
02989983	HOSE #16-16FJX-16FJX90-60LG	\$194.73	02990074	SEAL, HP, RETAINER, 5.73 CID	\$70.51
02989984	HOSE #12-12FJX-12FJX-92LG	\$154.32	02990075	KIT, HP, SEAL, 5.73 CID MOTOR	\$342.66
02989985	HOSE #12-12FJX-12FJX90-65LG	\$86.00	02990085	MANUAL, ARCHIVE, AXTREME 2	\$35.16
02989986	HOSE #12-12FJX-12FJX90-56LG	\$100.93	02990086	MANUAL, ARCHIVE, MAVERICK	\$35.16
02989987	HOSE#24-24FJX90-BLANK-51LG	\$250.64	02990088	WHEEL WEIGHT MNTG BAR AXLE	\$2,768.22
02989989	HOSE #4-4FJX-4FJX90-48LG	\$90.90	02990089	SPACER, 2 OD X 1 ID X 5-1/4	\$58.21
02989990	HOSE #4-4FJX-4FJX90-48LG	\$91.13	02990090	MT KIT, JD5083/5101E VB JSTK	\$14,998.13
02989991	HOSE #6-6FJX-6FJX-89LG	\$83.32	02990091	COMP BOX, JD5083E VB JSTK	\$7,596.75
02989992	HOSE #6-6FJX-6FJX-89LG	\$83.90	02990093	WLDMT, BOOM REST SUPPORT	\$554.51
02989993	HOSE #6-6FJX-6FJX-128LG	\$87.18	02990098	MT KIT, JD5XXXE C2&4 VRSA TRAC	\$8,233.92
02989994	HOSE #6-6FJX-6FJX-128LG	\$87.42	02990099	COMP BOX, JD5XXXE C2&4 VRSA TR	\$4,858.45
02989995	HOSE #4-4FJX-4FJX-195LG	\$101.05	02990106	SPACER, FRT PUMP MT SWB	\$129.52
02989996	HOSE #4-4FJX-4FJX-195LG	\$101.22	02990107	SPACER, TANK MT SWB	\$122.17
02989998	COMP BOX, MT455B C/4 SAM22	\$10,029.81	02990108	KIT, HYDRAULIC, JD5055/65E R2&4	\$6,150.38
02990006	MACH. FRT PUMP MT MF2680 C2	\$821.89	02990110	MT KIT JD7130 MID AX28T JSTK	\$19,461.54
02990007	ASSY FRT PUMP MT W/1" BRNG	\$1,114.26	02990112	MT KIT, JD6X30 C/4 AX28 MAN	\$18,535.23
02990008	PULLEY ADP. 1"-15 MF2680	\$609.69	02990113	COMP BOX, JD6X30 C/4 AX28	\$8,198.67
02990011	TANK RAIL, RH MF2680 C2	\$228.17	02990114	HOSE BUNDLE 4 CYL AX28	\$2,663.70
02990012	BRKT, FUEL TANK TIE DOWN MF2680	\$97.54	02990115	BOOM HOSES IN SLEEVE AX28	\$1,267.83
02990018	KIT, JD7130 MID-SPEC REAR WIPER	\$1,812.28	02990118	VALVE, COMPLT, 2-SPOOL W/ FLOAT	\$1,335.45
02990020	CLIP, RING	\$1.84	02990119	ASY, VALVE, 2-SPOOL W/ FLOAT	\$1,177.95
02990021	PACK, RING CLIP, 500 CNT	\$288.44	02990120	KIT, RETROFIT, REMOTE POSITION	\$943.06
02990022	KIT, BEACON&SWITCH, JD6230/7130	\$864.53	02990121	KIT, VALVE CONVR, SINGLE WING	\$1,222.36
02990023	MT KIT, JD50XXE C2&4 VRSA RIB	\$8,951.94	02990123	ASY, VALVE, 4-SPOOL W/ FLOAT	\$1,870.74
02990024	COMP BOX, JD50XXE C2&4 VRSA RIB	\$5,576.45	02990124	KIT, VALVE CONV, DUAL WING	\$1,922.40
02990028	WLDMT, AXLE STABILIZER	\$565.90	02990127	MT KIT, JD7130 MID C/4 MV30 FL	\$16,807.98
02990029	KIT, LEXAN CHALLENGER MT455B	\$2,200.49	02990128	HOSE #16-16FJX-16FJX-51.5LG	\$164.07
02990030	LEXAN WINDOW, MT455B	\$1,597.53	02990129	HOSE #12-12FJX-12FJX-53.5LG	\$74.38
02990033	COMP BOX, JD7130 SAM C/4 JSTCK	\$7,070.87	02990130	HOSE #16-16FJX-16FJX-55.5LG	\$176.82
02990035	TUBE, 2X4X1/4 WA. 18"LG	\$50.82	02990131	MT KIT, JD7220 C/4 AX25 MAN	\$23,797.71
02990036	FRONT MOUNT LH NH TN	\$218.46	02990132	COMP BOX, JD7220 C/4 AX25 MAN	\$10,488.40
02990037	KIT, FRAME REINFORCING TN	\$347.71	02990137	WLDMT, PUMP MOUNT KB L5740	\$347.71
02990039	MT KIT CASE/IH MAX 115 C2&4 VM	\$7,007.39	02990138	KIT, HYD. SWB KBL5740 C4 MID	\$8,379.24
02990040	COMP BOX CASE/IH MAX. 115 C2&4	\$7,944.62	02990141	ADAPTER D/L 5/8-9 SPLINE	\$471.61
02990042	MT KIT, JD6430 R/4 MID VB	\$18,157.55	02990142	WLDMT, D/L KB L5740	\$2,163.61
02990043	COMP BOX, JD6430 R/4 MID VB	\$6,222.15	02990149	KIT, LEXAN CAGE, NH T5050	\$4,427.22
02990044	BOLT BAG, JD6430 R/4 VB MAN	\$414.60	02990150	ASSY, LEXAN CAGE, NH T5050	\$4,102.85
02990045	ASSY. MAINFRM. MF2680 C2 DUAL	\$4,102.98	02990151	WLDMT, LEXAN CAGE, NH T5050	\$1,511.16
02990047	WHEEL WT ADAPTER 26" RIM	\$869.35	02990153	BRACKET, CAGE MOUNT	\$111.20
02990050	HHCS, 7/8"NC x10" PL8	\$22.56	02990156	WLDMT, VALVE MT BRAHMA	\$360.78
02990053	MT KIT, NH T6010/20 C/4 VB	\$15,677.66	02990157	WLDMT, RH BRAHMA MOUNT	\$1,625.60
02990055	BOLT BAG, NH T6010/20 C/4 VB	\$839.74	02990159	BOLT BAG, BRAHMA JD C2&4	\$5,664.62
02990056	WLDMT, STABILIZER NH T6020	\$511.62	02990161	WLDMT, CONTROL STAND	\$475.55
02990058	WLDMT, BOOM STABILIZER	\$794.56	02990165	ASY, 6-SECTION, VALVE, P70CP	\$10,422.96

SOME PARTS SHOWN MAY NOT BE AVAILABLE FOR SALE TO ALL DEALERS. SEE DEALER AGREEMENT FOR DETAILS.

**ALAMO INDUSTRIAL REPAIR & REPLACEMENT PARTS PRICE LIST - F.O.B. POINT OF SHIPMENT
EFFECTIVE 02-15-11**

PART #	DESCRIPTION	LIST PRICE	PART #	DESCRIPTION	LIST PRICE
02990167	KIT, P70, CONV, 5 TO 6 SEC, MAV	\$3, 590.99	02990364	CONTROLLER, MANUAL, VALVE	\$115.61
02990170	SUB ASY, TANK, HYD, MAV P70	\$3, 343.45	02990365	LEVER, 185mm, MANUAL VALVE	\$8.93
02990170A	SUBASY, TANK, HYD, FL MAV	\$3, 396.74	02990368	CONNECTION, CABLE, MAN VLVE	\$38.90
02990176	HOSE #12-12FJX-12FJX90-23LG	\$101.39	02990369	WASHER, THRUST, 5 X 2.56 X .25	\$21.21
02990177	HOSE #12-12FJX-12FJX45-31LG	\$113.65	02990380	WLDMT, LH FRAME SUPT INTSTR.	\$383.88
02990178	MT KIT, JD5065/75M R/2&4 VRSA	\$6, 549.90	02990381	WLDMT, RH FRAME SUPT INTSTR.	\$383.88
02990180	BOLT BAG JD5065/75M R/2&4 VRSA	\$183.96	02990384	WLDMT, REAR FRM SUPT.	\$1, 123.98
02990185	HEXB, M16-P2.0 x 240mm PL10.9	\$26.36	02990385	WLDMT MAINFRAME RH ONLY	\$2, 467.06
02990194	DECAL, HOSE CONNECT, P70, MAV	\$4.90	02990386	ASSY, MAINFRAME INTSTR	\$3, 134.46
02990201	LEXAN, UPPER JD5085/95M	\$1, 821.32	02990393	COMP BOX, NH T6030/50 AX28	\$10,052.43
02990202	WLDMT, CAGE JD5085/95M	\$2, 302.23	02990395	ASY, TANK, SAM 5.1 PUMP, SNWBLR	\$9, 764.72
02990208	CAGE, KIT JD5085/95M ROPS	\$3, 265.77	02990397	GUIDE, HOSE	\$91.98
02990209	ADP, HYD, STGHT, 12MB-6MJ	\$5.11	02990399	WLDMNT, DITCHER STAND	\$784.51
02990210	ADP, HYD, 12MB -6MJ - 90	\$11.58	02990405	HOSE KIT, TRACTOR AUX TO CHUTE	\$626.54
02990212	KIT, HOSE END, TRAC REMOTE, 15	\$104.30	02990406	BRKT, BLKHD (2) #4 HOLES	\$75.08
02990213	KIT, HOSE END, TRAC REMOTE, 10	\$77.32	02990408	DRIVELINE 7/8 X 7/8 X 29.81	\$648.99
02990214	MT KT, MF5465 C/4 AX28 MAN	\$20,129.30	03.007.02	BEARING - BALL 30MM BORE	\$15.32
02990216	BOLT BAG, MF5465 AX28 MAN	\$225.28	03.007.06	BEARING - BALL 40MM BORE	\$24.04
02990218	MT KIT, JD5083/5101E VB MAN	\$15,413.83	03.008.01	BEARING ASSY FLANGED 40 BORE	\$84.70
02990221	SHCS, 8MM X 1.25 X 80MM, GR12.9	\$2.31	03.018.01	GASKET	\$43.43
02990226	BOLT BAG, JD5085/5095 VB17	\$221.62	03.068.01	SETSCREW, SPECIAL M12 X 25	\$19.24
02990228	WLDMT, VERSA BOOM STABILIZER	\$451.22	03.100.01	STUD M10 X 34MM	\$2.62
02990233	PLATE, AXLE STRAP	\$179.54	03.437.01	COLLAR 30 O/D X 45	\$4.23
02990235	ASY, VALVE 6-SECT P70 W/FIT	\$12,156.17	03.653.01	PIN, 25 DIA X 140	\$43.19
02990237	WLDMT. SWB FRM JD5083/93E C2&4	\$1, 728.33	03.653.03	PIN, 25 DIA X 106	\$44.84
02990238	KIT, SUBFRAME JD5083/93E C2&4	\$2, 095.96	03.653.50	PIN 25 DIA X 156	\$40.27
02990242	MT KIT, JD5083/93/101E VRSA KY	\$8, 975.93	03.654.15	PIN 30 X 142	\$38.22
02990243	COMP BOX, JD5083/93/101E VRSA K	\$5, 513.19	03.654.45	PIN - COWL	\$44.81
02990246	PLATE, WING, BENT PAN BAR	\$187.98	03.655.16	PIN - DIA 35 X 200	\$63.29
02990247	PLATE, WING, UNBENT PAN BAR	\$274.29	03.655.20	PIN 35 DIA X 128MM	\$78.14
02990251	WLDMT, UM, CWT, CAST CNTRPT	\$7, 670.78	03.655.21	PIN 35 DIA X 176MM	\$68.04
02990252	DRIVELINE 7/8 X 7/8 X 14.375	\$360.94	03.655.27	PIN 35 DIA X 184 *P*	\$57.86
02990258	WLDMT, BOOM REST TOP 18"	\$351.46	03.656.08	PIN 40 DIA X 422 *P*	\$58.21
02990259	WLDMNT, DIPPER, 18" GEN2 AX	\$3, 642.27	03.656.12	PIN 40 DIA X 241MM	\$150.42
02990271	VALVE, SEC, SWING/LIFT, ELECTRO	\$2, 921.84	03.656.41	PIN 40 DIA X 278	\$72.13
02990272	VALVE, SEC, DIPPER/TILT, ELECTRO	\$2, 921.84	03.656.53	PIN 40 DIA X 190MM	\$189.69
02990273	VALVE, SECTION, DOOR, ELECTRO	\$1, 553.37	03.656.54	PIN 40 DIA X 182MM	\$186.32
02990274	VALVE, SEC, SWING/LIFT, MANUAL	\$1, 431.31	03.656.55	PIN 40 DIA X 370MM	\$180.31
02990275	VALVE, SEC, DIPPER/TILT, MANUAL	\$1, 431.31	03.656.56	PIN 40 DIA X 237MM	\$48.08
02990276	VALVE, SECTION, DOOR, MANUAL	\$787.77	03.656.57	PIN 40 DIA X 158MM	\$69.09
02990280	WLDMT, RH REAR RAIL	\$1, 172.59	03.656.58	PIN	\$191.19
02990281	WLDMT, LH REAR RAIL	\$1, 172.59	03.656.67	PIN 40DIA X 372 GORILLA	\$123.24
02990282	WLDMT, RH FRONT RAIL	\$1, 108.20	03.657.24	PIN - DIA 50 X 341	\$113.17
02990283	WLDMT, LH FRONT RAIL	\$1, 109.14	03.657.26	PIN-50 DIA X 270	\$128.62
02990288	WLDMT, J-STICK SEAT MOUNT	\$436.83	03.658.05	PIN 70 DIA X 503MM	\$207.10
02990290	KIT, JOYSTICK SEAT MOUNT	\$313.45	03.675.23	SPARES PACK, FLAIL BOLTS/NUTS	\$53.32
02990295	KIT, CAST CWT, FOR 02989208 UM	\$5, 574.35	03.675.25	BOLT PACK - REPLACES 05.775.02	\$20.92
02990296	KIT, WLD CWT, FOR 02989208 UM	\$6, 270.18	03.675.26	BOLT PACK-CUTTER-10BOLTS&NUTS	\$41.86
02990310	PIN, KING, SHORT FATIGUE PROOF	\$248.12	03.762.02	BRACKET, ROLLER, NEW STYLE	\$75.60
02990311	PIN, KING, LONG, FATIGUE PROOF	\$289.55	03.762.03	PLATE, ROLLER	\$16.58
02990322	KIT, JOYSTICK STAND	\$537.18	03.795.01	PULLEY-VEE 160MM PCD X 3SPA	\$250.07
02990324	KIT, FRONT AXLE STAB NHT5060	\$2, 221.12	03.795.02	PULLEY-VEE 180MM PCD X 3SPA	\$182.98
02990326	WLDMT, FRONT AXLE STAB	\$588.32	03.795.03	PULLEY-VEE 140MM PCD X 3SPA	\$158.44
02990327	WLDMT, STRAP TOP	\$510.09	03.795.06	PULLEY 140 X 2 SPA	\$54.10
02990328	WLDMT, STRAP BOTTOM	\$364.62	03.804.01	TURNBUCKLE PLATED	\$154.28
02990342	WLDMT HITCHPOST	\$1, 981.93	03.805.01	BRACKET - TIE ROD 1.11.	\$132.24

SOME PARTS SHOWN MAY NOT BE AVAILABLE FOR SALE TO ALL DEALERS. SEE DEALER AGREEMENT FOR DETAILS.

**ALAMO INDUSTRIAL REPAIR & REPLACEMENT PARTS PRICE LIST - F.O.B. POINT OF SHIPMENT
EFFECTIVE 02-15-11**

PART #	DESCRIPTION	LIST PRICE	PART #	DESCRIPTION	LIST PRICE
03.806.01	BRACKET-TIE ROD R.H.	\$132.24	03200531	BELT, B154 V-BELT-100% KEVLAR	\$80.75
03.824.07	FILTER ELEMENT (110 LITRE)	\$92.85	03200555	TERMINAL, FAST-ON RECEPTACLE	\$1.18
03.831.01	GUARD-BEARING	\$48.90	03200560	TERMINAL, FAST-ON TAB	\$1.99
03.846.01	LINK COWL	\$148.75	03200587	PLUG - HEX HD #8MB	\$3.92
03.867.01	BRACKET-STABILISER	\$123.04	03200762	ADP HYD ELBOW 6MB - 4MJ 90 DEG	\$11.17
03.871.01	BUSH RUBBER	\$21.20	03200799	HOSE #4 - 4FJX - 4FJX90- 77LG	\$83.58
03.873.01	PIN, 1DIA X 140MM	\$46.26	03200800	HOSE #4 - 4FJX - 4FJX90- 52LG	\$79.41
03.917.01	STUD M10 X 36 (FINE)	\$2.28	03200805	HOSE #8 - 8FJX - 8FJX90-36LG	\$73.06
03.932.01	SPACER, 45 O/DX35 I/DX16MM PLTD	\$32.64	03200820	SEAL KIT, RELIEF VALVE	\$63.20
03.960.02	STUD 3/8UNF X 30MM	\$4.18	03200846	RECEPTACLE, PLASTIC GRIP	\$2.76
03.986.01	TANK	\$1, 093.75	03200886	WELDMENT, IDLER	\$429.74
030550M	FILTER	\$116.91	03200923	ASSY- SAFETY SWITCH	\$263.71
03100048	BLADE - FLAIL (FINE CUT)	\$3.60	03200929	KIT- MAGNETIC SHUT-OFF	\$1, 363.69
03100074	MTG, SHACKLE BLADE	\$20.29	03200930	RETAINING RING, 1-1/2 DIA SHAFT	\$3.69
03100096	BLADE - FLAIL (ROCK DODGER)	\$3.08	03200931	WELDMENT, CASTER FORK	\$141.79
03100099	FLATWASHER 1 X 1-1/2 X 14GA.	\$1.46	03200969	SPRING, COMPRESSION 1-5/16 OD	\$31.60
03100104	FLATWASHER 3/4 X 1-1/4 X 14GA	\$1.28	03200970	EYEBOLT 1/2NC 6 SHK 3 THD	\$25.30
03100108	FLANGE BEARING - 3 HOLE PLAIN	\$10.49	03201015	PIN, TRUNNION	\$47.04
03100116	B-45 V-BELT	\$28.66	03201033	GEARBOX, 1:1 RATIO W/STRAIGHT	\$1, 442.45
03100453	SHSS 1/4 NF 1/4	\$0.79	0324700	LABEL (TMC)	\$6.01
03100773	PIN SPIRAL 5/16X2 STD DUTY	\$0.61	0333200	AIR CLEANER, OIL	\$32.05
03101646	HIGH ALLOY, L/W 3/8 YZ	\$0.10	0333400	LOCKWASHER, #10	\$0.18
0311106	HHSS 5/8UNF 1-1/4HT	\$3.14	0336600	PUMP BRACKET	\$961.64
0311146	HHSS 5/8UNF 1-3/4HT	\$4.22	0341600	CARRIAGE	\$1, 722.93
0317400	FLATWASHER, USS, 1-1/2 NOM.	\$2.44	0345500	CARR BOLT 1/2 X 13 X 2	\$1.81
03200080	THROTTLE CABLE	\$120.21	0363100	SUBFRAME	\$1, 756.11
03200094	STEP	\$46.89	036310D	SPACER	\$163.31
03200202	PIPE, FILL	\$13.72	0380900	COMPRESSION SPRING	\$34.86
03200245	WLDMT, LOCK-UP ARM LH	\$186.32	0394300	O-RING	\$3.66
03200250	RUBBER BUMPER PAD	\$55.96	0394400	BACKUP RING - TRIUMPH	\$5.58
03200262	HOSE #6 - 6FJX - 6FJX90-93.5	\$59.28	04.058.01	BRACKET, LH INT. BEAM EXT	\$306.92
03200268	HHCS 5/8 NC 8-1/2 PL8	\$25.57	04.058.02	BRACKET-INT.BEAM EXT.R.H.	\$219.15
03200269	HHCS 3/4 NC 3 PL8	\$3.80	04.163.04	BEARING-SPH. ROLLER 45MM BORE	\$141.88
03200283	ADP HYD STGHT 6MB-6MJ	\$3.85	04.164.02	SEAL-LIP 70 DIA X 8MM	\$15.06
03200284	ADP HYD STGHT 6MB - 4MJ	\$4.81	04.164.04	SEAL-LIP 40 DIA X 10MM	\$5.75
03200287	HOSE #4 - 4FJX - 4FJX90- 58LG	\$93.76	04.164.07	SINGLE LIP SEAL 72OD 45ID X 10	\$10.61
03200290	HOSE #4 - 4FJX - 4FJX90- 92LG	\$135.40	04.252.01	WASHER 65 O/D X 17 I/D X 8MM	\$10.96
03200298	ADP HYD ELBOW 20MB - 16MJ	\$25.62	04.265.05	REMOTE CONTROL ASSY -	\$218.92
03200300	HOSE BIB FITTING- 20MP-20 HOSE	\$21.10	04.265.33	CABLE 2.5M ASSEMBLY	\$188.58
03200350	FILL CAP-OIL RESERVOIR	\$36.67	04.265.50	4. OM CABLE ASSY	\$294.95
03200351	ADP HYD TEE 6FJX-6MJ-6MJ	\$13.65	04.271.02	SEAL KIT 1ST RAM	\$75.23
03200375	CLAMP	\$5.58	04.282.10	STUD - M10 X 100 STUD	\$1.95
03200382	PUMP DRIVE	\$1, 168.02	04.282.17	STUD M12 X 41MM	\$10.19
03200402	ROTATING KIT ASSY	\$914.29	04.282.56	STUD M10 X 37MM	\$2.85
03200403	BACK PLATE ASSY	\$925.80	04.387.01	BRACKET, ROLLER	\$227.66
03200404	SPLINED DRIVESHAFT	\$128.59	04.448.01	PIPE-RIGID 1" BSP	\$305.93
03200408	CAMPLATE INSERT	\$82.43	04.456.25	ROLLER 1257 LW	\$371.48
03200409	O-RING	\$4.17	04.507.18	BEARING HOUSING ASSY PAI1468	\$1, 210.83
03200411	WASHER	\$6.02	04.545.06	OIL TANK PROD ASSY	\$1, 820.19
03200455	MANUAL PARTS GK	\$39.12	04000354	HYDRO 15F PAN DUAL CNTRL ROD	\$47,322.92
03200496	CASTER WHEEL MOUNT	\$198.34	0401225	25MM DIA. EXTERNAL SNAP RING	\$1.94
03200497	SPACER	\$21.67	0401230	CIRCLIP, EXTERNAL 30MM DIA.	\$5.14
03200498	SPACER	\$35.06	0401800	BLADE, ROTARY	\$46.40
03200499	SPACER	\$14.14	0401900	BLADE BOLT & NUT	\$42.06
03200509	TUBE SPACER	\$5.33	0402240	1.687" INT.SPIROLOX RING	\$8.59
03200521	STEP KEY 1/4 X 5/16	\$29.93	040360B	SERVICE KIT (DETENT)	\$116.91

SOME PARTS SHOWN MAY NOT BE AVAILABLE FOR SALE TO ALL DEALERS. SEE DEALER AGREEMENT FOR DETAILS.

**ALAMO INDUSTRIAL REPAIR & REPLACEMENT PARTS PRICE LIST - F.O.B. POINT OF SHIPMENT
EFFECTIVE 02-15-11**

PART #	DESCRIPTION	LIST PRICE	PART #	DESCRIPTION	LIST PRICE
040360D	SERVICE KIT	\$83.77	0467900	GRASS WIPER PLATE	\$37.27
0404700	SWIVEL COUPLING	\$84.90	0470200	PACKING	\$43.00
0406235	RETAINING RING, RECTANGULAR	\$3.60	0470300	WIPER RING	\$25.07
0406247	RETAINING RING	\$3.22	0471100	PACKING - TRIUMPH	\$59.27
0408800	PACKING	\$18.53	0471200	WIPER RING	\$42.70
0408900	SEAL KIT FOR PUMP 1699-4	\$41.42	04904007	20 VERSA-BOOM INTERCHANGE	\$19,945.75
0411262	INTERNAL CIRCLIP 62MM DIA	\$2.39	05.124.01	ADAPTOR 3/8 X 3/8 BSP	\$4.22
04117300	6' SWITCHBLADE	\$9,687.78	05.201.07	PIN, ROLL 8MM X 45MM	\$1.59
0412117	SPRING RING	\$4.58	05.205.18	SOCKET CAP SCREW	\$21.32
0412120	1.1/4INTERNAL SPIROLOX RING	\$4.71	05.234.01	WASHER, 1-3/4 X 17/32 X 3/16	\$11.51
0415300	JACKSHAFT	\$620.44	05.264.21	SETSCREW M12 X 20MM	\$0.28
0416110	CIRCLIP, INT.5/8RECT.SECT.	\$3.01	05.264.23	USE 02980728	\$1.55
0419500	JACKSHAFT	\$483.26	05.264.24	SETSCREW M12 X 35MM PLATED	\$1.32
0420820	PIN, SPRING DOWEL 1/8 X 1-1/4	\$0.40	05.264.25	SETSCREW, M12 X 40MM PLATED	\$1.25
0421400	O-RING	\$5.48	05.264.33	SETSCREW M16 X 30MM PLATED	\$2.76
0421600	SPOOL SEAL	\$9.93	05.281.02	FLAT WASHER 10MM PLATED	\$0.31
0421608	PIN, SPRING DOWEL 1/2 X 3/16	\$0.41	05.281.06	WASHER, PLAIN M24	\$1.86
0424200	PIN CLEVIS 7/8 X2-3/4	\$7.76	05.282.01	WASHER, SPRING 8MM PLATED	\$0.15
0425408	DOWEL, SPRING 4DIA.X8LG.	\$0.20	05.282.02	WASHER SPRING 3/8 Z/P	\$0.26
0425525	SPRING DOWEL 5 X 25MM	\$0.39	05.282.06	WASHER, SPRING 24MM PLATED	\$2.02
0425540	PIN, ROLL 5 X40	\$0.91	05.282.08	SPRING WASHER 14MM PLATED	\$0.31
0428120	DOWEL, SPRING 10 DIA.X20	\$0.73	05.282.11	SPRING WASHER 27MM PLATED	\$2.76
0429400	PULLEY ADAPTER ASSY	\$326.70	05.283.03	SHAKEPROOF WASHER, 12MM	\$0.66
0431105	PIN, COTTER	\$0.91	05.283.04	SHAKEPROOF WASHER 16MM PLTED	\$0.88
0433500	SEAL KIT	\$59.28	05.284.14	SPLIT COTTER 5MM X 40MM	\$0.40
0442400	SWATHBOARD	\$198.34	05.285.02	BOLT M24 X 80MM PLATED	\$12.60
0445000	HOUSING, DRIVE	\$1,330.77	05.285.09	SETSCREW M24 X 3.00-55LG.PLT.	\$14.97
0445300	BEARING	\$90.76	05.286.02	NUT PLAIN M10	\$0.39
0445500	RETAINING RING	\$12.63	05.286.03	NUT, PLAIN M12	\$0.47
0445600	SHIM	\$33.72	05.286.05	NUT, PLAIN M20	\$1.02
0445700	WOBBLE SHAFT	\$1,275.93	05.286.06	NUT, M24	\$3.13
0445800	BEARING	\$54.62	05.287.06	NUT, NYLOC M24	\$5.54
044580A	CONE, BEARING	\$35.19	05.291.28	BOLT M12 X 65	\$1.88
044580B	CUP, BEARING	\$47.50	05.292.11	BOLT M10 X 80MM PLATED	\$1.58
0445900	BEARING ADJ WASHER	\$6.18	05.295.04	LOCKNUT, 1/2-20 GR9 YZ	\$4.16
0446000	BUSHING	\$10.89	05.295.07	NUT, NYLOC 1 UNF	\$9.49
0446200	RETAINING RING	\$5.45	05.299.24	BELT, FOR ISMP8, 1108, 1508 HD	\$50.39
0446400	DRIVE ARM	\$535.97	05.299.34	BELT - VEE SPA X 1120MM	\$12.60
0446600	KNIFE DRIVE PIN	\$35.32	05.299.35	BELT SPB 1410 V (3BELT TM88)	\$55.08
0447000	GASKET	\$13.61	05.299.36	V-BELT XPA 1060 QUAD POWER	\$34.46
0447100	SHCS 5/8 NC 1 PL8	\$2.68	05.299.53	BELTS 60.FLAIL	\$69.80
0447400	BOLT, SCKT HD	\$2.39	05.345.05	SOCKET CSK SCREW M12X1.75X40	\$5.24
044750B	SLEEVE	\$63.24	05.388.01	SOCKET SCREW	\$1.45
044750C	SNAP RING	\$1.40	05.424.02	BUSHING, TAPERLOCK 1-1/8 BORE	\$76.33
0447600	COVER PLATE	\$33.66	05.424.07	BUSHING, TAPERLOCK, 1 BORE	\$45.24
0447700	GASKET	\$6.24	05.424.12	GRUMBSCREW SOCKET HD	\$1.95
0448100	CAP	\$46.47	05.424.17	BUSH, TAPERLOCK 45MM BORE	\$26.25
0448200	KNIFE HEAD	\$102.81	05.424.18	BUSH, TAPERLOCK 40MM (2517)	\$67.62
0448700	OIL SEAL	\$18.03	05.434.01	ADAPTOR 1 X 1 BSP	\$16.07
0448900	INNER SHOE SOLE	\$222.38	05.625.10	SKT. CAP SCREW, 12MM X30	\$7.88
0449300	INNER SHOE RH	\$330.57	05.625.12	BOLT	\$5.62
044930J	SPACER INNER SHOE RH	\$32.45	05.642.02	SEAL KIT (05 650 PUMPS)	\$190.84
0456100	PULLEY ADAPTER	\$315.73	05.650.05	PUMP (ULTRA REF 48006)	\$809.73
0460500	BENT LEVER	\$420.72	05.656.01	O RING 28 I/D X 2.5	\$0.84
0461100	ADAPTER, HYD	\$6.99	05.775.10	BOLT - SPECIAL M14 X 98MM	\$7.16
0461200	CONNECTING LINK	\$5.25	05.775.13	BOLT - SPECIAL M14 X 140MM	\$12.84

SOME PARTS SHOWN MAY NOT BE AVAILABLE FOR SALE TO ALL DEALERS. SEE DEALER AGREEMENT FOR DETAILS.

**ALAMO INDUSTRIAL REPAIR & REPLACEMENT PARTS PRICE LIST - F.O.B. POINT OF SHIPMENT
EFFECTIVE 02-15-11**

PART #	DESCRIPTION	LIST PRICE	PART #	DESCRIPTION	LIST PRICE
05.835.08	ADAPTOR-90 1.5/16JIC X 1 BSP	\$39.13	0585100	BRACKET DRIVE HOUSING	\$900.97
05.835.09	ADAPTOR-90 1.1/16JIC X 1 BSP	\$36.86	0585200	SUPPORT DRIVE UNIT	\$1, 202.04
05.836.08	SPRING	\$8.12	0585500	SOLE, RH INNER SHOE	\$159.88
05.895.01	SHACKLE	\$11.16	0586000	GUARD, RH MOTOR	\$854.49
05.948.32	NUT	\$17.87	0586300	SAFETY SPRING WASHER	\$2.17
05.948.40	NUT, 1/8" BSP	\$3.60	0588700	BEARING DRIVE UNIT	\$50.50
05.953.01	GREASE NIPPLE M6	\$1.00	0590100	PUMP DRIVE SHAFT ASSY.	\$446.61
05.953.04	GREASE NIPPLE M10 90 DEGREE	\$3.08	0593500	INNER ROCK GUARD(2500/3500	\$17.53
05.959.04	CIRCLIP - EXT 40MM DIA	\$5.39	0593600	OUTER ROCK GUARD	\$18.30
05.959.05	CIRCLIP - INT 62MM DIA	\$3.88	0593700	CENTER ROCK GUARD	\$18.33
05.959.07	CIRCLIP - INT 85MM DIA	\$6.17	0593800	INNER ROCK GUARD, RH	\$37.23
05.960.03	KEY 10MM X 8MM X 50MM LG	\$4.48	06.037.01	GUARD-BEARING	\$122.08
05.960.13	KEY-S/REP 14MM X 9MM X 45MM	\$12.76	06.058.13	WASHER	\$4.49
05.960.16	KEY-S/REP 12MM X 8MM X 40MM	\$9.07	06.157.03	STAY - GEARBOX	\$14.13
05.968.02	NUT M10 S/L FINE	\$0.66	06.189.01	FLAIL--FORMED 40 X 8	\$11.03
05.968.06	S.LOCKING NUT M14 (FINE) PLATE	\$2.90	06.192.02	COLLAR 10.5 I/D X 26;	\$6.43
0530100M	BACKING STRIP 5	\$26.94	06.193.01	PLATE, BEARING DRIVE END	\$134.03
0531600	KNIFE ASSY 5FT US	\$444.73	06.193.02	PLATE, BEARING DRIVE	\$90.88
0531800	KNIFE ASSY 6FT US	\$281.43	06.195.01	GUIDE GUARD	\$36.07
0531900	BACKING STRIP 6'	\$29.24	06.197.01	PLATE-BEARING NON DRIVE	\$68.41
0532600	PLATE	\$13.28	06.204.01	BRACKET - ROLLER	\$268.38
0533700	KNIFE ASSY 7FT US	\$474.81	06.205.01	GUARD BOTTOM DRIVE	\$233.36
0534200	BACKING STRIP 7	\$30.05	06.205.02	GUARD- DRIVE BOTTOM	\$152.52
0547500	PLUG	\$1.94	06.219.01	DISC - SHIELD	\$81.64
0548200	SEAL	\$31.47	06.221.01	BEARING ASSY 40 - BORE	\$93.80®
0560000	REPAIR KIT FOR #1699(5) PUMP	\$282.49	06.284.01	VALVE, RELIEF/DIVERTER ASSY	\$426.72
0561000	COUPLING, FLEX	\$948.18	06.307.02	ROLLER 1100MW PROD. ASSY	\$1, 967.43
0564100	WOODRUFF KEY 5/16 X 1 1/2	\$5.78	06.373.01	ROTOR SHAFT-FRONT 15 STATION	\$4, 046.68
0567100	MOTOR	\$1, 561.83	06.415.02	SEAL KIT (06415 PUMP)	\$204.02
0569500	OUTER SHOE SOLE, L.H.	\$57.74	06.418.01	CLAMP PLATE 95 X 6	\$7.82
0570500	CUTTER BAR	\$413.98	06.418.02	CLAMP PLATE 30 X 6 PLATED	\$73.63
0570600	CUTTER BAR	\$484.05	06.430.10	HOSE CLAMP, GORILLA	\$34.58
0570700	CUTTER BAR	\$651.10	06.430.17	CLAMP, UPPER HOSE	\$6.16
0570900	OUTER SHOE ASSEMBLY	\$108.75	06.430.18	CLAMP, LOWER HOSE	\$54.21
0571200	INNER SHOE RH	\$193.47	06.441.01	SECOND ARM	\$1, 185.20
0571300	INNER SHOE ASSY	\$239.65	06.510.01	LUG - BOLT ON	\$8.93
0571700	SPACER	\$24.95	06.516.03	FILTER ELEMENT	\$72.48
0571800	PLOW #3 7/16NC 2 PL5	\$1.28	06.516.04	GASKET	\$11.61
0571900	WEAR PLATE	\$16.28	06.516.22	FILTER ELEMENT LR14/16-84	\$92.97
0572000	CUTTERBAR SPACER	\$13.72	06.516.26	FILTER ELEMENT (MID-MOUNT)	\$354.15
0572500	ASSY. 5 C/B RH LESS KNIVES	\$2, 498.90	06.516.27	SEAL KIT FOR 06.516.25 FILTER	\$51.45
0572600	CUTTER BAR, ASY, L/KNIVES	\$1, 803.06	06.516.35	ASY, FILTER C/W DIFFUSER	\$197.61
0572800	LEDGER PLATE	\$1.67	06.545.01	GUARD - FLEXIBLE	\$83.79
0572900	L.H. LEDGER PLATE	\$2.46	06.551.02	ROLLER 1508MW PROD ASSY	\$1, 200.97
057310C	LUG-TRIUMPH	\$95.25	06.604.02	SEAL KIT, 3RD RAM (06.604.24)	\$57.75
0573300	HOSE CLAMP	\$2.44	06.725.16	SEAL, LIP	\$29.61
0574500	CUTTER BAR, ASY, W/KNIFE	\$2, 824.80	06.752.01	ROLLER 1108	\$1, 227.21
0574600	CUTTER BAR, ASY, W/KNIFE	\$2, 163.68	06.752.03	ROLLER 4.1/2DIA-1250	\$1, 304.09
0574700	CUTTER BAR, ASY, W/KNIFE	\$3, 846.53	06.909.01	SPACER, SEAL (BOMFORD)	\$36.81
0580500	CUTTER BAR	\$823.40	06.910.01	COLLAR (BOMFORD)	\$40.74
0580600	CUTTER BAR	\$1, 141.94	06.968.02	BRACKET - COWL RH	\$1, 252.04
0580700	CUTTER BAR	\$1, 081.84	0600018	BEARING 55X120X29MM 1R.15	\$60.00
0583600	CUTTER BAR, ASY, W/KNIFE	\$3, 485.92	0600063	BEARING, BALL 35X72X17-NO SEALS	\$48.90
0583700	CUTTER BAR, ASY, W/KNIFE	\$3, 665.83	0600064	BEARING, BALL 35X62X14 (6007)	\$63.67
0584700	BOLT, HEX HD	\$4.37	0600072	BEARING, BALL-SELF ALIGNING	\$82.62
0585000	APD HYD ELBOW 4MP-4FPX-4FPX-90	\$28.08	0600073	DEEP GROOVE BALL BEARING WITH	\$21.10

SOME PARTS SHOWN MAY NOT BE AVAILABLE FOR SALE TO ALL DEALERS. SEE DEALER AGREEMENT FOR DETAILS.

**ALAMO INDUSTRIAL REPAIR & REPLACEMENT PARTS PRICE LIST - F.O.B. POINT OF SHIPMENT
EFFECTIVE 02-15-11**

PART #	DESCRIPTION	LIST PRICE	PART #	DESCRIPTION	LIST PRICE
0600074	BEARING	\$76.20	065500A	METERING SPRING	\$7.63
0600088	ROLLER BALL BEARING	\$22.24	065500B	ORIFICE PLUG .2055 DIA ORIFICE	\$14.62
0600099	BRG, SPHERICAL ROLLER	\$84.16	0655200	RELIEF VALVE	\$186.83
0600105	BEARING, TAPER ROLLER	\$75.38	0655300	LIFT VALVE	\$1,544.65
0600111	DEEP GROOVE BALL BRG 30x62x17	\$5.70	0655900	SUBFRAME	\$1,104.02
0614300	PITMAN GUARD (RH)	\$51.09	0656200	PUMP	\$1,964.01
0615700	HHCS M14-P2.0 X 70MM PL8.8	\$4.82	065620A	SEAL	\$9.08
0615800	HHCS M12-P1.75 X 45MM PL8.8	\$2.62	065620C	BEARING	\$48.20
0616900	HHCS M14 - P2.0 X 35MM PL10.9	\$2.68	0656400	SPLINED JACKSHAFT	\$196.25
0618300	AXLE	\$373.49	0657500	FLEXIBLE COUPLING	\$614.92
0619800	PIN-CARR	\$323.20	0657900	SEAL REPAIR KIT	\$52.31
0625200	HYTREL WIPER RING	\$3.97	0662200	PUMP SHAFT	\$517.49
0625300	PACKING RING	\$122.60	0665000	CONTROL VALVE, 3 SPOOL	\$1,771.56
0625400	STOP RING	\$36.86	066500A	LEFT HANDLE	\$46.97
0629000	NUT, HEX, FINISHED	\$0.18	066500B	CENTER HANDLE	\$43.97
0629600	PIN ROLL 3/8 X1-3/4	\$1.99	066500C	RIGHT HANDLE	\$46.97
0631300	WRIST PIN NUT	\$16.10	066500D	CLEVIS END	\$37.88
0632200	BELT, V-BELT	\$81.14	066500E	PORT ADAPTOR	\$102.18
0632300	RETAINING RING (UGM)	\$11.29	066500F	STANDARD SPRING CENTER KIT	\$121.20
0632600	BLADE, ROTARY FOR UGRM	\$126.21	066500G	LOAD CHECK KIT	\$43.55
0632900	HOUSING BLADE SPINDLE	\$981.28	066500H	SPOOL DETENT KIT	\$147.03
0633400	MOWER SHAFT ASSY	\$564.61	066500J	HOOK, KIT, C	\$49.51
0633500	SHAFT ASSY MTR	\$1,484.98	066500K	LOAD CHECK W/ORIFICE KIT	\$70.76
0633600	BLADE SPINNER ASSY	\$462.79	066500L	MOTOR SPOOL DETENT KIT	\$139.40
063360B	FLANGE, ELLIP DISH HD	\$240.41	066500M	SEAL KIT	\$113.40
0633700	PULLEY, DRIVEN	\$275.47	066500N	SYSTEM RELIEF VALVE	\$233.94
0633900	DECK & ARM ASSY (WELDMENT)	\$3,924.33	0665200	MAIN FRAME	\$1,023.44
0634000	CUSHION, BUMPER	\$19.93	0665400	SUBFRAME ASSEMBLY	\$555.70
0634100	GUARD, BELT, R.H.	\$126.84	0665500	MAIN FRAME	\$729.50
0634200	BUMPER ASSY	\$388.02	0665700	ADAPTER, HYD	\$8.79
0634800	SPRINGS JD 1/4 WIRE 10-1/2 LG	\$115.13	0665800	ADAPTER, HYD, ELBOW SWIVEL	\$13.01
0635200	SUBFRAME	\$1,111.89	0666600	VALVE BRACKET	\$459.69
0635300	BEARING	\$91.35	0667500	SUBFRAME	\$1,502.55
0635400	SPACER 2 X 1.586 X .75 LONG	\$90.06	0667600	SUBFRAME RH	\$2,378.00
0635500	PAD, BUMPER	\$120.18	0669400	LEVER BRACKET	\$1,141.94
0635600	BELT, GUARD	\$52.31	0669600	TERMINAL-SPOOL END	\$80.89
0635700	RETAINER BELT	\$113.65	0669700	TERMINAL LEVER END	\$298.34
0635800	RETAINER BELT	\$97.23	0669800	PIN	\$1.94
0637900	BOLT, EYE BOLT	\$10.16	0670300	MTG. BKT. PUMP & TANK	\$1,101.12
0641400	FLEXIBLE PUSH-PULL CABLE	\$140.37	0671000	BEARING HANGER	\$86.01
064200A	HANDLE	\$49.55	0671400	SUPPORT BLOCK	\$136.46
064200C	HANDLE	\$42.08	0672000	CONTROL VALVE ASSY.	\$2,634.40
064200P	ASY, SPRING CTR CAP	\$188.44	0672900	MAINFRAME	\$713.90
064200W	SPRING CENTER DETENT ASSY	\$165.04	0676200	FIELD REPAIR ASSY. FOR	\$1,621.11
0643700	SUBFRAME	\$901.53	0677700	BOLT, SQ HD	\$7.10
0646000	TANK ASSEMBLY	\$948.54	0678300	SQUARE HD. BOLT 1/2-13 X	\$6.36
064600A	SIGHT BULB	\$10.15	0678900	SEAL KIT FOR 6790 PUMP	\$125.23
064600B	BREATHER CAP	\$20.97	0679000	PTO PUMP	\$2,223.78
064600D	COVER GASKET	\$24.68	0680500	SUBFRAME	\$2,020.17
0646700	HEXB METRIC 20-P2.5 - 50MM	\$7.56	0682100	FLEXIBLE PUSH/PULL CABLE	\$156.98
0647000	SUBFRAME	\$1,568.07	0685100	FLEXIBLE CABLE 56 LONG	\$141.27
0652150000	LEVEL LIFT KIT FL15, FS15	\$2,513.81	0685900	STEEL SHIM 1/16 THK.	\$4.95
0652150100	AXLE LUG ASSEMBLY	\$89.36	0686000	STEEL SHIM 1/32	\$3.92
0652150199	AXLE LUG BUNDLE	\$254.37	0689900	SUBFRAME W/EXTENDED LUGS	\$856.09
0654700	SUBFRAME	\$1,074.22	0690300	VALVE STAND WA FOR JD5400	\$660.56
0655000	GOVERNOR	\$264.91	0690400	SUBFRAME WELDED ASSY	\$960.50

SOME PARTS SHOWN MAY NOT BE AVAILABLE FOR SALE TO ALL DEALERS. SEE DEALER AGREEMENT FOR DETAILS.

**ALAMO INDUSTRIAL REPAIR & REPLACEMENT PARTS PRICE LIST - F.O.B. POINT OF SHIPMENT
EFFECTIVE 02-15-11**

PART #	DESCRIPTION	LIST PRICE	PART #	DESCRIPTION	LIST PRICE
0690800	PUMP SHAFT FOR JD 5400	\$512.00	0752200	PULLEY ADAPTER, 7/8-13 SPLINE	\$1,184.56
0691600	HOSE SUPPORT	\$486.60	0752500	COUPLING, FLEXIBLE	\$787.00
0692300	ADP HYD STGHT 8MJ-22MM W/SEAL	\$49.74	0752800	SUBFRAME	\$3,002.10
0693400	CYL, CURB STOP	\$588.78	0753500	BUSHING 1-3/4 OD X 1-1/2 ID X	\$16.24
0693400A	CURB STOP CYLINDER	\$588.78	0753800	SPRING STOP	\$69.80
0693500	BAR LIFT CYL	\$720.79	0754200	BRKT, MNTG, PUMP & TANK	\$1,083.83
0693500A	BAR LIFT CYLINDER	\$720.79	0754700	PULLEY ADAPTER	\$264.46
0696900	HHCS M16-P2.0 X 60MM PL10.9	\$2.56	0755000	BRACKET, TANK MOUNTING	\$416.12
0697100	PULLEY ADAPTER	\$641.71	0756000	PUMP SHAFT, 22-3/4	\$265.27
0697300	JACKSHAFT ASSY	\$315.35	0757500	SPROCKET	\$45.65
07.331.01	BEARING, BOMF, SPHRCL ROLLER	\$222.93	0757800	MASTER LINK CHAIN CONNECTOR	\$10.06
07.516.01	LINK, BREAKOUT, B457	\$102.80	08.296.01	COLLAR 30 OD X 17 ID X 5	\$9.98
07.626.04	RAM ASSY 2 BORE X 63 STROKE	\$1,896.46	08.297.01	BUSHING, PLASTIC 60 X 50 X 50	\$17.85
07.672.93	BUSH, GLACIER 3540MM	\$25.98	08.297.02	BUSHING, PLASTIC, 47X40X40	\$14.48
07.727.42	BREATHER, HITON GEARBOX	\$81.27	08.297.04	BUSH 37 X 30 X 30	\$11.26
07.739.01	ROD, INNER - A FRAME	\$175.41	08.297.15	Plastic Bushing 37 X 25 X 50	\$18.33
07.818.01	GUARD - FRONT HOOD	\$203.30	08.306.02	BOLT PACK	\$274.26
07.819.01	GAURD- T FLAIL	\$822.06	08.306.04	BOLT PACK	\$40.50
07.823.01	BRACKET-ROLLER 115 LH	\$219.72	08.541.01	THRUST WASHER	\$50.57
07.825.55	ROTOR LUG	\$3.21	08.556.03	SEAL KIT, 1ST RAM (08.556.02)	\$119.11
07.831.02	SEAL KIT (FOR 07.831.01)	\$80.73	08.605.01	GASKET	\$15.45
07.836.02	ROTOR SH.ASY 0782502/0295901CW	\$6,426.67	08.785.04	ASY, MOTOR ULTRA 1MR025R	\$1,278.18
07.942.01	WASHER - M12 SPECIAL	\$31.71	08.852.52	CETOP 3 MOTOR SPOOL VALVE	\$1,715.91
07.947.01	CLAMP PLATE LR PICKUP BEAM	\$109.02	08.921.01	FLUID LEVEL GAUGE	\$63.11
0700700	RETAINING RING (ROD-TUBE)	\$6.33	08.928.01	GUARD-FRONT SWINGING	\$186.32
0700800	RETAINING RING (HEAD)	\$14.57	08.943.22	COIL, RELIEF VALVE	\$182.54
0713900	SHIM, PLASTIC .001 THICK	\$1.28	08.943.23	SOLENOID, RELIEF VALVE GORILLA	\$272.88
0714000	SHIM, PLASTIC .002 THICK	\$1.66	08.954.01	SWITCH, BLADE ON/OFF	\$141.23
0714100	SHIM, PLASTIC .003 THICK	\$1.66	08.957.21	9/16" JIC HOSE FS/F9	\$40.32
0714200	SHIM, PLASTIC .010 THICK	\$2.86	08.957.24	HOSE, 1/4x59(1/4FJXx1/4FJX90)	\$25.51
0718100	@MOTOR 1.48 CU IN DISP	\$996.50	08.957.32	HOSE, 1/4BORE X 2400 JIC 90XST	\$63.37
0720500	FLEXIBLE CABLE 68	\$143.63	08.957.34	HOSE, 1/4BORE X 6500 STX 90 JIC	\$179.73
0725800	TRUNNION PLATE	\$125.45	08.957.46	HOSE, 1/4BORE X 3800 JIC 90/ST	\$69.75
0725900	WELDMENT SUBFRAME	\$1,285.53	08.960.68	HOSE, 3/4BORE X 5700 JIC STXST	\$123.73
0727400	HHCS, M16-P1.5 x 60mm PL10.9	\$17.12	08.968.01	LINK, THIRD ARM, GORILLA	\$308.03
0735100	FLEXIBLE CABLE, 58	\$167.61	08.973.01	COVER - SECOND ARM	\$80.33
0737600	FLEXIBLE CABLE, 62	\$177.23	08.987.01	CABLE ASSY - 2 CORE X 5.5M HVY	\$254.59
0739200	ADAPTER, PIPE, ELBOW	\$13.05	09.132.01	PLATE - MOTOR MOUNTING	\$243.77
0741300	HOSE CLAMP, STEEL, HEXSCREW	\$3.85	09.132.02	PLATE - MOTOR MOUNTING	\$630.46
0741400	SPACER, MAINFRAME	\$60.11	09.281.01	SEAL	\$17.98
0742700	PUMP SHAFT, 27-1/2OAL	\$796.92	09.517.01	SHACKLE - STANDARD	\$21.61
0743600	PUMP DRIVE ADAPTER	\$811.30	09.528.01	FLAIL 39 X 8	\$7.49
0743700	CHAIN ASSY	\$23.15	09.536.03	GEAR PUMP 3P EX HANDLEY	\$878.83
0744400	HHCS M10-P1.25 X 60MM PL8.8	\$2.34	09.584.01	PLATE - BEARING NON DRIVE	\$92.30
0745100	FLEXIBLE CABLE ASSY - 74OAL	\$150.04	09.585.01	BOLT - ADJUSTING	\$4.82
0745200	PUMP SHAFT FOR JD 5500	\$698.30	09.586.01	PLATE - BEARING DRIVE END	\$100.37
0745500	PLATE, PULLEY ADAPTER	\$819.31	09.587.01	PLATE, COVER	\$43.40
0747100	WELDMENT, MAINFRAME	\$3,360.00	09.588.01	GUARD - NON DRIVE	\$39.99
0748500	SUBFRAME RH	\$1,297.06	09.589.01	GUARD - TOP DRIVE	\$169.98
0749500	FLANGE, 7/8-13 SPLINE	\$226.80	09.590.01	GUARD - BOTTOM DRIVE	\$140.63
0749600	PULLEY ADAPTER, 7/8-13 SPLINE	\$739.43	09.594.02	BACKING STRIP 1500	\$25.22
0750300	DRIVESHFT, 23.88 (7/8X7/8)	\$498.85	09.595.02	GUARD - FLEXIBLE 1500	\$254.21
0750400	COUPLING, FLEXIBLE	\$505.32	09.596.54	LUG, ROTOR SHAFT	\$3.94
0750700	DRIVESHFT, 22.06 (7/8X7/8)	\$816.48	09.665.01	BOLT PACK FOR FLAIL 08.295.01	\$144.29
0751600	HHCS M10-P1.50 X 40MM PL8.8	\$1.61	09.666.01	ASY, ROTOR SHAFT 0959701/	\$3,851.13
0751700	DRIVESHFT, 22.37 (7/8X7/8)	\$357.75	09.714.01	KIT, BEARING PACK(ROLLER) SERV.	\$110.83

SOME PARTS SHOWN MAY NOT BE AVAILABLE FOR SALE TO ALL DEALERS. SEE DEALER AGREEMENT FOR DETAILS.

**ALAMO INDUSTRIAL REPAIR & REPLACEMENT PARTS PRICE LIST - F.O.B. POINT OF SHIPMENT
EFFECTIVE 02-15-11**

PART #	DESCRIPTION	LIST PRICE	PART #	DESCRIPTION	LIST PRICE
09.743.01	COUPLER - SPLINE 1.1/4 14T	\$28.35	100706	BELT	\$43.66
09.773.03	MOTOR, HYDRAULIC ULTRA 2TR041	\$1,640.35	100707	HOUSING, SEAL, OUTPUT SHAFT	\$277.83
09.784.04	BRACKET, RH COWL	\$523.06	100711	HOUSING SIDE SHEET	\$40.26
09.810.02	DECAL, GREASE(40 HOURS)	\$0.54	100719	LUG-KNIFE HANGER	\$2.76
09.889.01	BRACKET, GEARBOX	\$153.05	100720	WASHER, CUTTERSHAFT	\$4.49
09.898.01	BRACKET, ROLLER, 150 L.H.	\$199.39	100721	EXTENSION SHAFT HSG	\$149.35
09.898.02	BRACKET, ROLLER, 150 R.H.	\$200.91	100724	SHAFT EXTENSION	\$105.17
09.902.01	FLAIL - FORGED 58MM	\$22.12	100726	PLATE-OUTBOARD BEARING	\$24.05
09.918.01	WASHER, THRUST - PLASTIC	\$22.66	100727	WLDMT-IDLER ARM	\$89.62
09.968.03	CABLE ASSY. TMC 3.0M RED SHRT	\$352.68	100728	IDLER ARM	\$14.48
09.968.04	ASY, CABLE TMC - 3.0M RED SHRT	\$328.82	100734	ROLLER BRKT	\$101.20
0901121	GREASE NIPPLE, 1/8BSP-STRAIGHT	\$1.17	100735	HOUSING PIPE	\$214.91
0901161	M6 X 1 STRAIGHT GREASE NIPPLE	\$1.00	10074000	HHCS 1/4 NC 3 PL5	\$0.61
0903112	KNOB, CONTROL- RED	\$5.39	100743	HITCH PIN	\$8.39
0903113	KNOB, CONTROL-GREEN	\$8.34	100744	HOUSING FENDER RH	\$366.62
0903114	KNOB, CONTROL-YELLOW	\$15.00	100751	BELT GUARD MTG CLIP	\$144.25
0903121	KNOB, BLACK	\$4.43	100752	RH CASTER BRACKET	\$34.09
10.002.24	HOSE 1/4BSP STX90 S.SEAL 1400	\$72.93	100753	LH CASTER BRACKET	\$33.06
10.011.22	HOSE 1BSP STXST S.SEAL 1200	\$72.98	100754	TRASH DEFLECTOR BRKT	\$72.36
10.024.09	HOSE 1 1/2" X 390 PLAIN (R4)	\$42.08	100755	DEFLECTOR, TRASH, 88 (REAR)	\$87.32
10.120.01	BACKING STRIP	\$67.15	100757	KNIFE HANGER LUG	\$2.33
100010	OUTPUT BEVEL RING	\$11.41	100761	RING COMPLETE	\$2.41
100022	STRUT, FRONT	\$226.10	100764	ROLLER GUIDES	\$11.73
100026	COUPLING-SPLINE	\$49.23	100768	KEY, PULLEY, CTRSHAFT	\$3.08
100054	INPUT SHAFT SEAL	\$22.97	100769	LIFT CHAIN CLEVIS HALF	\$59.10
100055	OUTPUT SHAFT SEAL	\$19.93	100776	EXTENSION SHAFT HSG	\$92.81
100057	RETAINING RING	\$1.81	100778	EXTENSION SHAFT	\$103.95
100058	V BELT	\$60.25	100783	DEFLECTOR, TRASH, 74 (REAR)	\$75.98
100061	BEARING-OUTBOARD	\$179.66	101029	KNIFE HANGER LUG	\$11.34
100071	WLDMT-IDLER ARM COMPLETE	\$169.02	101030	KNIFE HANGER	\$2.12
100103	DEFLECTOR, TRASH, 60 (REAR)	\$51.70	101031	KNIFE	\$0.63
10010653	SHCS 3/8 NC 1-3/4 PL5	\$1.99	101034	KNIFE PIN HEAT TREATED	\$0.48
100126	NUT-ROLLER BLVD 3/4 NF NP	\$7.76	10121000	HHCS 5/16NC 1-1/4 PL5	\$0.53
100141	HALF FORK CMPT	\$558.95	101703	CUTTERSHAFT PULLEY	\$48.08
100159	SHAFT-EXTENSION - F6 12 OFFSET	\$825.00	101734	CUTTER PULLEY SPACER	\$48.08
100225	SHAFT-PINION	\$803.51	101735	BEARING WASHER	\$6.99
100228	HOUSING-GEAR	\$460.97	101739	SPACER-PUSH BAR	\$19.84
100229	HOUSING COVER	\$589.08	101776	WLDMT-JOCKEY ROD ANCHOR	\$448.50
100231	CAP-BEARING	\$90.16	101778	IDLER BEARING SPACER	\$1.11
100232	BEARING CAP SHIM .020	\$3.80	101779	PIN, HITCH	\$4.54
100233	BEARING CAP SHIM .0075	\$1.94	101780	WASHER, BRG 1-7/16X33/64X3/16	\$13.16
100234	BEARING CAP SHIM .005	\$1.75	101782	KEY, DRIVE PULLEY	\$2.62
100235	BEARING CAP SHIM .002	\$3.61	10180500	HHCS 3/8 NF 1 PL5	\$0.63
100236	SHIM-PINION AND BRG, .002	\$12.05	101844	PROTECTOR-SHAFT	\$2.97
100237	SHIM-PINION AND BRG, .004	\$17.82	10190000	HHCS 3/8 NC 2-1/4 PL5	\$0.75
100238	SHIM-PINION AND BRG, .006	\$22.38	101933	LOCKWASHER	\$1.10
100239	SHIM-PINION AND BRG, .03	\$12.31	101991	RING	\$1.83
100240	SHIM-PINION AND BRG, .020	\$17.50	101995	WLDMT-IDLER BRKT	\$418.53
100241	SPACER-PINION BEARING	\$27.39	101997	ARM, IDLER BRKT	\$69.72
100250	WLDMT-FRONT DEFLECTOR	\$204.12	10204000	HHCS 3/8 NC 4 PL5	\$1.46
100286	OUTPUT SHAFT EXT 4	\$89.86	102051	COTTER SPREADER & PULLER	\$25.07
100287	OUTPUT SHAFT EXT 6	\$122.49	102146	R.H. ROLLER BRACKET	\$320.74
100288	OUTPUT SHAFT EXT 5	\$110.51	102148M	LH ROLLER BRACKET	\$311.46
10062000	HHCS 1/4 NC 1-1/2 PL5	\$0.62	102160M	IDLER STUD (FAFNER FLAT IDLER)	\$13.53
10070000	HHCS 1/4 NC 2-1/2 PL5	\$0.59	102172	ROLLAR, WA	\$784.88
100704	WLDMT, HOUSING SHOE (RENV)	\$524.64	102173	ROLLER, WA	\$707.05

SOME PARTS SHOWN MAY NOT BE AVAILABLE FOR SALE TO ALL DEALERS. SEE DEALER AGREEMENT FOR DETAILS.

**ALAMO INDUSTRIAL REPAIR & REPLACEMENT PARTS PRICE LIST - F.O.B. POINT OF SHIPMENT
EFFECTIVE 02-15-11**

PART #	DESCRIPTION	LIST PRICE	PART #	DESCRIPTION	LIST PRICE
102174	ROLLER, WA	\$481.67	103389	RETURN HOSE 8 IN LONG	\$15.09
102501	PULLEY, 8.99 DIA X 1.125 BORE	\$81.53	103401	IDLER PULLEY	\$38.81
102549	T49 IH QUICK COTTER	\$1.36	103403	YOKE WA	\$435.04
102554	PULLEY, 7.25 DIA X 1.125 BORE	\$118.38	103408	TRUNNION	\$84.90
102563	IDLER ARM SHAFT	\$20.44	103538	OUTER PIVOT BUSHING - PARTS	\$46.59
102565	PULLEY, 8 DIA X 1.125 BORE	\$96.16	103713	WLDMT, GRBX MNTG FRAME	\$263.67
102631	C50 SPECIAL V BELT	\$44.59	103714	GEAR BOX MTG ARM	\$50.28
102637	OFFSET EXT SHAFT HSG	\$139.13	103715	A-FRAME	\$51.03
102651	PULLEY SHIM	\$4.19	103716	TUBE, SPACER, LOWER ARM	\$8.59
102652	PULLEY 8-3/4-1-15/16 BORE	\$146.01	103717	TUBE, SPACER, UPPER ARM	\$8.97
102656	BRACKET, GEARBOX MOUNTING	\$44.48	103767	WASHER, 1-3/4 X 33/64 X 1/4	\$14.57
102658	WLDMT, OVERARM ASSY	\$204.41	103778	INPUT GEAR 28T	\$143.71
102662M	CLIP, MOUNTING	\$8.85	103779	OUTPUT GEAR 16T	\$79.34
102667	A-FRAME, SPACER	\$9.81	103823	COUPLING BOLT SLEEVE	\$54.10
102670	PIN-HARDENED	\$0.68	103896	PIN, ADJUSTING	\$114.20
102792	BEARING, CUTTERSHAFT 1-3/16 BR	\$73.77	104027	WLDMT, IDLER ARM	\$170.83
102799	WLDMT, GRBX MNTG FRAME	\$691.18	104037	COUPLING FLANGE	\$827.34
102802	UPPER STRUT	\$34.27	104039	BUSHING, REAMED (INNER PIVOT)	\$36.72
102803	FRONT STRUT SPACER	\$56.68	104100	ADAPTER, PLATE	\$216.51
102804	EXTENSION SHAFT HSG	\$141.75	104151	ADP HYD ELBOW 8MP - 6FPX 90	\$16.34
102810	WLDMT, IDLER ARM (GP/UT)	\$95.31	104270	MERCURY SWITCH BRKT	\$54.10
102874	EXT SHFT HSG 60 WA	\$144.25	104300	ROLLER END, OLD SHD MOWERS	\$85.32
102916	PIN, HITCH	\$87.88	104307	ROLLER BRACKET	\$31.71
102923	WHEEL SUPPORT LH	\$303.61	104310	FRONT COUPLING WA	\$408.03
102924	WHEEL SUPPORT RH	\$27.05	104313	COUPLING BOLT SLEEVE	\$81.79 [®]
102938	SPRING LATCH W A	\$144.34	104315	DRIVE SHAFT	\$215.49
103041	PIN-IDLER PIVOT	\$32.00	104330	SPRING ARM (FWD ROT)	\$31.17
103046	SHOE BRACE	\$17.98	104413	LOCK PIN BRKT WA LH	\$130.57
103049	RH SHOE 74/88	\$68.52	104463	LOCK PIN SPACER	\$36.06
103050	LH SHOE 74/88	\$62.51	104568	BLOCK, ALUMN	\$386.82
103051	SHOE/WEAR PLATE	\$19.10	104651	DRIVE SHAFT MF245 DSL	\$526.73
103058	MOTOR BRACKET	\$150.82	104682	DEFLECTOR, TRASH, 62 (REAR)	\$43.65
103061	SWIVEL BLOCK RH	\$231.14	104683	EXT SHAFT HSG WA	\$225.88
103062	PIVOT PIN	\$56.99	104685	OUTPUT EXT SHAFT 62	\$174.79
103064	FENDER	\$35.16	104690	TRASH DEFLECTOR BRKT 62	\$64.04
103065	CUTTERSHAFT PULLEY	\$135.54	104714	TRANSPORT PIN PAD	\$46.09
103105	IDLER PULLEY - INT	\$29.94	104719	BRAKE DISC	\$96.16
103110	PILOT/BLOWER WHEEL	\$39.94	104734	HOSE #12 HIGH PRESSURE MOTT	\$89.99
103111	SPACER/BLOWER WHEEL	\$16.42	104736	LIFT CHAIN CLEVIS HALF	\$18.09
103117	FENDER, GUARD (SHD)	\$30.24	104756	PUSH-PULL SWITCH	\$40.95
103130	WLDMT, CTRHSG, 88-C	\$3,603.12	104801	COUPLING WA	\$408.79
103139	103139A CYL W/FITTINGS &INSERT	\$423.08	104893	DRIVE SHAFT	\$286.56
103139A	CYL INTERSTATER LIFT 3X8X1-1/8	\$381.11	104900	PROTECTIVE TRIM	\$7.25
103140	103140A CYL W/FITTINGS &INSERT	\$483.51	104926	LIFT CHAIN CLEVIS HALF	\$17.18
103140A	CYL INTERSTATER TILT 3.5X8X1	\$440.27	104935	WLDMT, GUARD FENDER (SHD-RR)	\$290.54
103173	SCREEN RETAINER	\$71.55	104938	IDLER ARM W.A.	\$291.19
103196	HOSE #12-#12MPX-#12MB-23 LG	\$48.71	105230	GRBX MNTG FRAME (HOLDER)	\$665.38
103202	SWIVEL BLOCK LH	\$187.62	105231	LH OVERARM (HOLDER C500)	\$487.49
103228	WLDMT, STAND PIPE	\$66.44	105236	RH OVERARM (HOLDER C500)	\$487.49
103231	RESERVOIR SEAL	\$5.20	105283M	EXT.SHAFT HSG. W.A.	\$261.82
103234	SEAL WASHER-INTRSTR	\$22.42	105285M	OUTPUT SHAFT EXTENSION	\$607.28
103265	BLOWER, SCREEN	\$7.50	105319M	KNIFE, EXTREME SERVICE	\$1.08
103266	CYLINDER PIN	\$29.37	10546100	HHCS 1 NC 2-1/2 PL8	\$7.50
103315	FRONT BUMPER WA	\$481.38	105478	DRIVE SHAFT	\$652.17
103329	OIL LEVEL INDICATOR	\$96.26	105530	WLDMT, CTRSHAFT 62CC	\$1,692.26
103333	LIFT CHAIN 9-LINKS	\$11.03	105532	WLDMT, CTRSHAFT, 50CC	\$1,898.19

SOME PARTS SHOWN MAY NOT BE AVAILABLE FOR SALE TO ALL DEALERS. SEE DEALER AGREEMENT FOR DETAILS.

**ALAMO INDUSTRIAL REPAIR & REPLACEMENT PARTS PRICE LIST - F.O.B. POINT OF SHIPMENT
EFFECTIVE 02-15-11**

PART #	DESCRIPTION	LIST PRICE	PART #	DESCRIPTION	LIST PRICE
105596	SHIELD (PTO)	\$17.96	106520	PIPE NIPPLE 1-1/4 X 7-5/8 LG	\$14.18
105597	BRACKET, MOUNTING, SHIELD	\$35.96	106525	PIN, IDLER PIVOT	\$70.45
105604	FENDER, GUARD	\$148.83	106526	IDLER ARM LEFT, REV. ROT.	\$267.11
105638	FRONT SHAFT	\$721.23	106527	IDLER ARM RIGHT, REV. ROT	\$267.11
105644	ST. #16 MJIC FITTING	\$38.00	106528	IDLER ARM LEFT, FWD. ROT.	\$128.44
105645	ADAPTER, HYD, ELBOW	\$30.44	106529	IDLER ARM RIGHT, FWD.ROT.	\$122.48
105675M	WET TUBE END PLATE	\$10.78	106549	WLDMT, TANK FRAME MTG-LEFT	\$447.57
105683M	KNIFE HANGER	\$1.42	106550	WLDMT, TANK FRAME MTG-RIGHT	\$417.15
105697	ROLLER BRACKET	\$54.80	106572	WLDMT, BUMPER	\$234.41
105710	CUTTER SHAFT WA, 60	\$1, 141.94	106577	COUPLING, SPLINED 7/8-13	\$237.83
105724	CUTTER SHAFT 74FC WA	\$2, 095.21	106581	WLDMT, PULLEY 7/8-13 SPLINE	\$231.33
105746	RING CLIP	\$2.98	106583	DRIVELINE, 7/8X7/8, 17.56 LG	\$420.13
105760	CUTTER SHAFT, 62CC, TK	\$2, 047.74	106585	DRIVELINE, 1-7/8, 17.37 LG	\$500.85
105761	WLDMT, 74CC CTRSHFT (TK)	\$1, 524.60	106589	BRKT, OUTER PIVOT TAPPED HOLE	\$150.26
105775	BEARING GUARD	\$39.67	106596	WLDMT, VALVE MTG BRKT	\$344.10
105776	RESERVOIR ADAPTER	\$432.74	106597	COVER, TOP	\$130.53
106019	UPPER STRUT	\$182.61	106598	COVER BOTTOM	\$132.00
106020	WLDMT, BELT GUARD	\$480.82	106599	PULLEY 9/16 BORE 1/8 X 3/16 KW	\$77.95
106026	SHAFT COUPLER	\$544.77	106614	WLDMT, LH, BELT GUARD	\$380.85
106034	SHAFT, EXT	\$374.79	106619	LH BELT GUARD WA	\$153.86
106037	WLDMT, CP60 ROLLER	\$897.99	106623	HITCH ARM-RF48, RF60	\$418.40
106040	RH SKID SHOE WA	\$294.51	106630	WELDMENT, BEARING SUPPORT	\$167.81
106041	LH SKID SHOE WA	\$300.51	106632	WELDMENT, SHIELD	\$330.57
106042	EXTENSION SHAFT	\$102.18	106633	COVER, BEARING	\$5.64
106059	WLDMT, 74 CUTTERSHAFT	\$2, 811.22	106634	SHIELD, SHAFT-RF60	\$68.34
106107	RH IDLER ARM WA	\$96.09	106635	SHIELD, SHORT SHAFT-RF74	\$58.30
106114	PIN, PIVOT, IDLER	\$198.34	106636	SHIELD, LONG SHAFT-RF74	\$102.18
106133	OPTIONAL FRONT SHAFT	\$1, 283.49	106640	SHAFT, EXT-FORWARD ROTATI	\$260.30
106149	WHEEL SPACER	\$10.01	106641	SHAFT, EXTENSION-RF60	\$180.31
106151	CUTTER SHAFT	\$4, 039.14	106651	WELDMENT, ROLLER-RF74	\$510.87
106165	PULLEY, 7.44 DIA X 1.438 BORE	\$189.80	106652	WELDMENT, ROLLER-RF60	\$420.72
106172	DEFLECTOR, 6 X 62.88X 3/8	\$104.16	106679	SHAFT, FRONT (W/HOLE) (20 TEETH	\$330.57
106249	BRKT, DEFLECTOR	\$64.11	106680	SPROCKET, CHAIN COUPLING	\$783.32
106263	WHEEL, PNEUMATIC W/SEALANT	\$189.84	106683	WLDMT, SPROCKET & PULLEY	\$621.16
106331	WLDMT, 74 FOOTGUARD	\$300.51	106686	SHAFT, FRONT (W/HOLE) (14 TEETH	\$695.09
106344	FOOT GUARD, WA	\$432.74	106687	CORDURA SLEEVING - 68 LG	\$54.55
106345	FOOT GUARD, WA	\$438.75	106690	CORDURA SLEEVING - 72" LG	\$42.56
106346	GUARD, FOOT, WA	\$323.10	106692	WLDMT, MAINFRAME, FORD 4610 AP	\$3, 203.74
106376	CYLINDER SUPPORT WA	\$788.88	106694	OUTER PIVOT W/BUSHING	\$234.41
106378	WLDMT, MAIN FRAME, FORD 6610	\$4, 840.15	106721	CLEVIS, CABLE	\$37.87
106384	BLOCK, PIVOT	\$221.96	106733	DRIVESHAFT, 14.06(7/8X7/8)	\$230.43
106392	R.H. LIFT FRAME W.A.	\$1, 521.57	106739	DRIVELINE, 7/8-7/8, 17.06 LG	\$306.52
106393	L.H. LIFT FRAME W.A.	\$1, 578.50	106740	DRIVELINE 1-7/8 16.87 LG	\$468.99
106405	BRACKET, CYLINDER	\$24.65	106743	WLDMT-CUTTERSHAFT, 48	\$1, 817.12
106406	SUPPORT, RH PIVOT PIN	\$98.57	106757	WLDMT, SPROCKET & PULLEY	\$676.04
106407	SUPPORT, LH PIVOT PIN	\$99.51	106771	WLDMT, CYL.SUPP.RH	\$952.38
106408	SUPPORT, REAR PIVOT PIN	\$68.85	106779	DEFLECTOR, TRASH, 62 (FRONT)	\$61.07
106410	STOP, MOWER	\$30.07	106780	DEFLECTOR, TRASH, 74 (FRONT)	\$50.28
106411	SAFETY SWITCH CAM	\$80.51	106781	DEFLECTOR, TRASH, 88 (FRONT)	\$69.35
106428	WLDMT, TANK	\$1, 972.02	106786	ARM, SPRING	\$68.84
106453	WLDMT, PUMP COVER	\$449.76	106789	WELDMENT, IDLER ARM	\$240.41
106458	PLATE, MOTOR MOUNT	\$74.87	106794	WELDMENT, SKID SHOE-RH	\$189.75
106472	BRACE, WIDE	\$318.54	106795	WELDMENT, SKID SHOE-LH	\$197.48
106513	BRACKET, BELT TENSION	\$26.34	106799	SPACER, PULLEY	\$60.10
106514	COUPLER, SPLINED 1-15	\$64.74	106800	ROLLER ADJUSTING ROD	\$95.82
106518	NIPPLE 12MP SPECIAL PER DWG	\$19.24	106822	CORDURA SLEEVING - 52 LG	\$43.65

SOME PARTS SHOWN MAY NOT BE AVAILABLE FOR SALE TO ALL DEALERS. SEE DEALER AGREEMENT FOR DETAILS.

**ALAMO INDUSTRIAL REPAIR & REPLACEMENT PARTS PRICE LIST - F.O.B. POINT OF SHIPMENT
EFFECTIVE 02-15-11**

PART #	DESCRIPTION	LIST PRICE	PART #	DESCRIPTION	LIST PRICE
106835	WLDMT, PUMP MT.MACHINED	\$583.00	107232	DRIVELINE 7/8 - 7/8 - 22.50	\$270.46
106838	DRIVESHAFT TANDEM PUMP	\$730.02	107242	SPACER	\$15.00
106843	DRIVELINE 7/8 - 7/8 - 23.753	\$305.48	107254	WLDMT, FOOT GUARD 62. SHD	\$226.13
106903	CORDURA SLEEVING - 57 LG	\$41.42	107255	WLDMT, FOOT GUARD 62, INT	\$309.29
106904	DRIVESHAFT 7/8X7/8 X 21-1/4	\$318.54	107256	WLDMT, FOOT GUARD 74, SHD	\$260.03
106913	SPACER	\$36.70	107257	WLDMT, FOOT GUARD 74, INT	\$292.58
106926	DRIVESHAFT 1 X 7/8 X 25.19LG	\$877.68	107258	WLDMT, FOOT GUARD 88, SHD	\$303.92
106927	DRIVESHAFT 7/8X7/8 X25.38LG	\$239.70	107259	WLDMT, FOOT GUARD 88, INT	\$405.53
106939	CORDURA SLEEVING - 87 LG	\$85.82	107260	CORDURA SLEEVING - 27 LG	\$23.25
106942	PLATE, MTR MOUNT, REV.ROTATION	\$76.52	107261	CORDURA SLEEVING - 40 LG	\$34.49
106954	DRIVESHAFT 7/8 X 7/8 X 25.6 LG	\$286.26	107298	DRIVESHFT, 34.38 (7/8X7/8)	\$468.93
106966	SPACER	\$25.07	107304	WLDMT, SKID BAR PF-38	\$540.05
106970	COUPLER GEARBOX SHAFT	\$132.23	107314	WELDMENT, SUCTION TUBE	\$270.45
107004	DRIVESHAFT 7/8 X 7/8 X 30.77	\$676.57	107319	PUMP MOUNT BRACKET-RH	\$271.00
107005	DRIVELINE 7/8 - 7/8 - 27.27	\$531.83	107321	PLATE, TANK MOUNT ADJ	\$78.14
107010	MOUNT- HYD.TANK	\$193.40	107322	BRACKET, VALVE BLOCK	\$134.71
107011	SPACER	\$60.11	107323	BAND, BLOWER HSING- RETRO-FIT	\$142.54
107012	WLDMT- HYDRAULIC TANK	\$2, 315.73	107335	WLDMT, MTG. ARM	\$260.26
107019	WLDMT- CTRHSG HYDRO 88	\$3, 521.65	107340	HOUSING, BEARING, MACHINED	\$83.13
107022	WLDMT- OVERARM	\$898.08	107357	MAINFRAME, FORD 4630 4WD	\$4, 265.55
107029	WLDMT- BELT GUARD	\$540.92	107382	PLATE, MOUNTING	\$263.82
107031	BRACE- A-FRAME	\$57.87	107385	DRIVELINE, 29.19 (7/8X7/8)	\$352.07
107032	SPACER- OVERARM MTG.	\$22.34	107386	WLDMT- BELT GRD LH FWD ROT	\$120.21
107079	WIRE, BLACK 14 GA-24 LG	\$2.78	107390	WLDMT- BELT GRD RH FWD ROT	\$103.83
107096	WLDMT, MAINFRAME, FORD 250C	\$2, 176.85	107394	WLDMT- BELT GUARD RH RR	\$286.56
107098	WLDMT, SHAFT COUPLER	\$543.33	107396	WLDMT, ROLLER MTG (RETRO)	\$432.24
107100	EXTENSION SHAFT, CP-60	\$341.78	107400	BRACKET, ROLLER 1/2 MATL	\$64.32
107112	WLDMT, FRONT MOUNT BRACKET	\$1, 605.93	107401	DRIVESHAFT, 29 (1X7/8)	\$791.42
107123	CUTTERSHAFT, WA CC	\$1, 483.64	107402	DRIVESHAFT 1X7/8X33.31LG	\$713.43
107124	CUTTERSHAFT, CC	\$1, 312.83	107404	PLATE, HOSE MOUNTING	\$184.91
107125	CUTTERSHAFT, CC WA	\$1, 741.23	107408	BRCKET, CYL.SUPPORT, DUAL WING	\$420.72
107127	CUTTER SHAFT, WA FC	\$2, 526.33	107412	WLDMT, HITCH ARM	\$270.46
107128	CUTTERSHAFT, FC WA	\$2, 223.78	107415	SHAFT, EXTENSION-LONG	\$180.31
107129	CUTTERSHAFT, BLANK	\$2, 358.98	107436	BUSHING	\$8.14
107154	WLDMT CUTTERHSG RH 62	\$2, 889.27	107441	WLDMT, CTRHSG, 60 VERSA-FLAIL	\$3, 975.05
107155	WLDMT CUTTERHSG LH 62	\$3, 717.59	107442	WLDMT, CTRHSG, 74VERSA FLAIL	\$4, 187.40
107156	WLDMT, CTRHSG, 74-RH	\$2, 787.25	107453	WLDMT, ROLLER SCRAPER 88	\$343.83
107157	WLDMT, CTRHSG, 74-LH	\$3, 238.57	107457	WLDMT, CTRHSG, 60 HD FLAIL	\$3, 271.45
107158	WLDMT-CUTTERHSG RH 88	\$3, 390.93	107458	WLDMT, CTRHSG 48 HD FLAIL	\$4, 366.47
107159	WLDMT CUTTERHSG LH 88	\$3, 287.19	107468	SPACER-CUTTERSHAFT- SHD	\$10.50
107161	PLATE, SIDE, INNER	\$300.51	107469	HOUSING- C/S BRG	\$115.19
107164	PLATE-SIDE 5/16	\$271.06	107488	CYL, SUPPORT WA	\$677.52
107171	WLDMT, CTRHSG, 88-CTR	\$3, 208.31	107496	DRIVELINE, 24.25 (7/8X7/8)	\$359.96
107172	WLDMT CUTTERHSG 74 CTR	\$3, 039.75	107499	SPACER, 1-1/4 X 7/32 WALL 2LG	\$120.21
107176	WLDMT- ROLLER 62	\$801.18	1075115	ADP HYD ST 3/8BSP-MX1/2JIC-MBI	\$12.64
107177	WLDMT- ROLLER 74	\$819.28	107519	RGHT, FOOTGUARD, CLIP, 74	\$482.10
107178	WLDMT- ROLLER 88	\$827.28	107520	LFT, FOOTGUARD, CLIP, 74	\$543.58
107179	WLDMT- ROLLER END	\$351.54	107524	RGHT, FOOTGUARD, CLIP, 88	\$390.13
107184	GUARD- BEARING	\$9.86	107532	RGHT, FOOTGUARD, CLIP, 62	\$562.99
107201	WLDMT CTRHSG 88 W/CASTER	\$3, 051.38	107540	SHAFT, OUTPUT FOR SH88, OR26.5	\$194.85
107203	WLDMT-CTRHSG 88 O.R. 8.50	\$2, 889.55	107541	WLDMT, HSG, EXT.SHFT, OFFSET 26.5	\$199.15
107206	WLDMT CTRHSG 88 OR 20.5	\$3, 115.44	107543	DRIVELINE 7/8 X 7/8 X 33-7/16	\$539.70
107207	WLDMT CTRHSG 88 OR 20.5 W/BRKT	\$2, 973.81	107557	HOSE #16-16FJX -16FJX90- 53LG	\$210.36
107222	WLDMT- SWITCH MOUNTING	\$48.85	107559	HOSE #6 - 6FJX - 6FJX90- 52LG	\$76.01
107224	MOUNT- CUT-OFF SWITCH RH	\$52.50	107560	HOSE #6 - 6FJX - 6FJX - 12LG	\$65.25
107225	MOUNT- CUT-OFF SWITCH LH	\$77.00	107593	WELDMENT, MAINFRAME	\$3, 439.06

SOME PARTS SHOWN MAY NOT BE AVAILABLE FOR SALE TO ALL DEALERS. SEE DEALER AGREEMENT FOR DETAILS.

**ALAMO INDUSTRIAL REPAIR & REPLACEMENT PARTS PRICE LIST - F.O.B. POINT OF SHIPMENT
EFFECTIVE 02-15-11**

PART #	DESCRIPTION	LIST PRICE	PART #	DESCRIPTION	LIST PRICE
107604	WLDMT, MIDSTEP	\$141.75	108117	ROLLER, BRKT, RH (ANGLE)	\$147.03
107611	CUTTERSHAFT, WLDMNT	\$4,253.64	108119	LATCH	\$300.43
107612	PUMP MTG. -MACHINED	\$482.63	108173	SHAFT, EXTENSION SHD96, OL5.0,	\$659.85
107616	WLDMT, AUX. PUMP MTG.	\$162.79	108174	SHAFT, EXT.SHD96, OL5.0, REV ROT	\$414.23
107621	PIVOT PIN	\$40.04	108175	WLDMT, EXT.SHAFT HSG, SHD96	\$388.99
107622	DRIVELINE, , 1-7/8	\$804.81	108176	WLDMT, EXT.SHAFT HSG, SHD96	\$653.14
107623	DRIVELINE 7/8 - 7/8 - 29.06	\$576.81	108179	WLDMT, CTRHSG, SHD96-OL5.0	\$3,807.15
107628	WLDMT, CTRHSG, 88VERSAFLAIL	\$5,170.15	108185	OFFSET LOCKING PLATE	\$112.38
107649	WLDMT, MAINFRAME	\$4,168.45	108193	WDMT, FOOT GUARD 50	\$372.16
107658	DRIVELINE 7/8 -7/8 X 31.01	\$342.34	108209	DRIVESHAFT, 1 X 7/8X 27.06 LG	\$708.46
107673	WLDMT, PUMP MTG.	\$683.82	108224	SHAFT EXTENSION	\$588.67
107682	WLDMT, ROLLER 96	\$852.89	108276	WLDMT, CTRHSG, 9600R 30-1/2	\$2,550.30
107683	WLDMT, THRU-SHAFT	\$2,022.04	108278	SPACER	\$25.39
107708	BAR, ANTI-SWAY	\$213.36	108280	BRACKET, VALVE MOUNT	\$160.69
107728	FRONT MOWER CYLINDER	\$777.91	108284	VALVE MT-REMOTE CTRL	\$476.98
107733	WLDMT, RH CASTER ARM	\$925.58	108287	WLDMT, CYL SUPPORT	\$1,102.37
107734	WLDMT, LH CASTER ARM	\$792.44	108288	WLDMT, CYL SUPPORT	\$660.60
107745	CUTTERSHAFT, WA	\$2,135.46	108381	KNIFE HD COARSE CUT	\$1.58
107747	WLDMT, HSG, EXT.SHFT, OFFSET	\$199.15	108393	SPACER CTRSHFT PULLEY	\$62.52
107748	SHAFT, OUTPUT FOR SH96	\$207.66	108400	MAINFRAME FORD TS-SERIES	\$3,703.56
107753	DEFLECTOR, TRASH, 96 (REAR)	\$75.89	108406	PUMP MT-MACHINED FORD TS-SER	\$494.56
107754	WLDMT, FOOT GUARD 96 SHD	\$258.12	108407	WLDMT MAINFRAME	\$2,653.42
107760	WLDMT-CUTTERHSG 96 VPF	\$2,488.23	108415	MAINFRAME DUAL WG TS-SER	\$3,796.12
107765	FRAME NH9030 VERSA PRO	\$2,581.53	108416	SPACER TUBE 2-11/16 LG	\$44.93
107768	WLDMT, CTRHSG, 96-CTR	\$3,157.76	108417	PLATE EXTENSION VALVE STAND	\$103.04 [®]
107769	WLDMT, LH ACTUATOR	\$450.77	108424	ADAPTER MF PULLEY 10 DEGREE OS	\$1,021.74
107770	WLDMT, RH ACTUATOR	\$450.77	108435	WLDMT, LH LIFT FRAME, TS-SERIES	\$1,836.79
107774	WLDMT, AXLE MNT.BAR	\$148.31	108436	WLDMT, RH LIFT FRAME TS-SERIES	\$1,980.03
107777	WLDMT, CTRHSG, 96-OR 30-1/2	\$2,925.16	108440	DRIVELINE, 25 (1X1)	\$295.71
107783	WLDMT- ROLLER END W/HEX SHAFT	\$133.37	108441	HOSE #6 - 4MP - 6MP - 72LG	\$53.04
107784	WLDMT- ROLLER 62 W/HEX SHAFT	\$598.70	108444	WLDMT CUTTER HOUSING RH 96	\$4,346.58
107785	WLDMT- ROLLER 74 W/HEX SHAFT	\$600.36	108454	DRIVELINE, 25 (1X7/8)	\$535.97
107786	WLDLMT- ROLLER 88 W/HEX SHAFT	\$481.95	108470	HOSE GUARD	\$62.51
107787	WLDMT- ROLLER 96 W/HEX SHAFT	\$578.49	108471	SIDE PLATE, HOSE GUARD	\$45.68
107789	CUTTERSHAFT, WA VERSA PRO	\$3,423.81	108473	WLDMT, RESERVOIR COVER	\$71.73
107790	WLDMT, MAINFRAME	\$4,094.83	108612	SPACER/ADP MACH JD 6010 SERIES	\$739.26
107810	WLDMT, ROLLER 48 W/HEX SHAFT	\$1,056.59	108622	DRIVELINE 7/8 - 7/8 - 35.44	\$626.77
107816	SPACER, CASTER	\$45.68	108626	PLATE OFFSET LOCKING	\$61.30
107823	MAINFRAME - FORD 5030	\$4,312.77	108693	GAS CAP	\$46.40
107828	MOUNT, PUMP - MACHINED	\$620.48	108695	HOSE #16-16FJX -16FJX - 54LG	\$203.55
107921	MAINFRAME, JD6000 SERIES	\$2,132.63	108707	DRIVELINE 7/8X 7/8X 24.63	\$294.18
107925	PLATE, PUMP MTG.	\$451.35	108722	PLATE TUBE SUPPORT	\$10.50
107926	SPACER, W/PILOT	\$91.20	108741	CLAMP CUSHIONED METAL	\$1.25
107930	WLDMT 30MM PD(1.25) SHAFT X	\$438.75	108742	BAR, FLAP RETAINER - 62" REAR	\$72.13
107931	WLDMT, 7/8 SHAFT	\$683.33	108743	BAR FLAP RETAINER 74 REAR	\$45.68
107944	PLATE, HANDRAIL RELOCATION	\$99.68	108744	BAR, FLAP RETAINER - 88" REAR	\$57.10
107945	PLATE, HANDRAIL RELOCATION	\$100.05	108748	SPACER 1 CYL COLLAR	\$56.73
107950	GUARD, BELT	\$61.93	108749	SPACER 1-1/2 CYL COLLAR	\$35.32
107967	WLDMT, 1PULLEY	\$583.00	108751	BAR FLAP RETAINER 74 FRONT	\$54.10
107969	SHAFT, 1-3/8-6 SPLINE	\$943.61	108752	BAR FLAP RETAINER 88 FRONT	\$72.85
107970	COLLAR, 5/16	\$146.68	108753	BAR FLAP RETAINER 96 FRONT	\$75.73
107971	COLLAR, 3/4	\$146.68	108767	GUARD BELT-INTERSTATER	\$233.29
108015	KNOB W/ 1/4 NF TAPPED HOLE	\$68.46	108773	ASY, PULLEY W/SET SCREWS 1-15T	\$658.44
108028	WLDMT, FOOT GUARD	\$536.58	108774	ASY, PULLEY W/SET SCREWS 7/8-13	\$501.22
108070	DRIVELINE, 1-7/8, 15.37 LG.	\$377.79	108775	WLDMT, INTERSTATER FRAME	\$2,919.71
108071	DRIVELINE, 7/8 X 7/8, 15.57 LG.	\$313.73	108777	WLDMT., RH INTERSTATER FRAME	\$2,315.92

SOME PARTS SHOWN MAY NOT BE AVAILABLE FOR SALE TO ALL DEALERS. SEE DEALER AGREEMENT FOR DETAILS.

**ALAMO INDUSTRIAL REPAIR & REPLACEMENT PARTS PRICE LIST - F.O.B. POINT OF SHIPMENT
EFFECTIVE 02-15-11**

PART #	DESCRIPTION	LIST PRICE	PART #	DESCRIPTION	LIST PRICE
108780	MOUNT, MACHINED PUMP	\$430.92	1290255	DECAL-MCCONNEL-BLACK, 63MM	\$14.18
108783	PLATE, TANK RAIL	\$115.63	1290293	93 MODEL NO DECAL	\$9.70
1090001	BEARING, HINGE	\$75.38	1290295	DECAL, POWER ARM	\$8.91
1090002	BUSHING	\$8.05	1290338	DECAL, ROTOR CONTROL VALVE	\$5.22
1090025	LINKAGE ARM	\$77.65	1290341	FLAIL STICKER	\$4.40
1090031	ROD, PISTON	\$274.74	1290362	DECAL, HI-POWER	\$30.17
1090035	ADAPTOR, SPLINED M02/14	\$59.59	1290391	GENERAL SAFETY STICKER	\$9.54
1090037	WASHER, RETAINING	\$28.37	1290392	PARTS STICKER	\$2.76
1090038	MOTOR LOCATING RING	\$62.69	1290403	B/A RETURN WARNING STICKER	\$2.68
1090056	HOUSING, BEARING-ESM 3350870	\$278.50	1290453	PA DECAL - BLACK	\$3.47
1090057	SPIGOT, ESM 3231510	\$48.08	1290462	INST DECAL	\$6.42
1090058	SWIVEL	\$296.17	1290738	MCCONNEL DECAL	\$3.76
1090059	BUSHING	\$46.40	1337114	BUFFER, RUBBER	\$69.70
1090061	PIN, ROLL M7 X 40MM	\$2.12	1467063	SLEEVE	\$15.04
1090062	RIVET 5DIA X 12LG	\$2.64	15B600	WASHER 3/8 SAE P	\$0.18
1090063	RIVET 5DIA X 17LG	\$2.10	21149.01	PIVOT, BUSH	\$14.19
1090064	RIVET 5DIA X 20LG	\$2.14	21262.02	HOSE TRAY (SHORT) W/A	\$227.80
1090065	SECTION, KNIFE	\$53.70	21524.12	ROLLER BRACKET	\$421.82
1090066	SECTION, KNIFE	\$48.53	21524.13	ROLLER BRACKET	\$421.82
1090067	SECTION, KNIFE	\$46.98	21931.01	CAST IRON G/BOX 4.25:1 13T	\$2, 179.50
1090068	PLATE, ABUTMENT	\$34.34	21967.01	ROLLER BRACKET	\$57.18
1090070	KNIFE BACK	\$315.99	22269.01	ROTOR 1.2M QUAD DRIVE	\$3, 239.50
1090071	BAR	\$1, 041.25	22269.02	W/A DRIVE HUB QUAD DRIVE	\$580.92
1090072	FINGER	\$60.21	22470.02	RH TANK W.A. - PA48MK2	\$3, 039.49
1090073	CARG METRIC 8-P1.25- 23MM 5	\$3.49	22504500	LOCKNUT TLM 3/8 NF PLB	\$0.61 [®]
1090074	KNIFE CLIP	\$114.20	22534.01	W/A REAR LIGHT MTG. BRKT.	\$226.66
1090075	BLOCK, ABUTMENT	\$45.20	22674.00	MANUAL, PARTS, PA47, ASY, MK2	\$35.16
1090077	CARG METRIC 8-P1.25- 45MM 5	\$4.31	23467A	ARM, LINKAGE, LESS BSHNG&ZERK	\$40.07
1090078	WASHER 8M X 10.5M	\$48.63	23504500	NUT, JAM 3/8 NF PLB	\$1.54
1090079	WASHER, PLAIN 8.4MM DIA.	\$0.37	23511000	NUT JAM HEX 1 NC PL	\$3.02
1090080	END FINGER	\$93.05	23A2200	RETAINING RING	\$0.58
1090082	PLATE, WEAR	\$26.97	26818	FLAT	\$19.19
1090083	WEAR PLATE	\$59.85	2A381312	BOLT, PLOW 1/2 NC X 1-1/2 GR.5	\$1.30
1090084	RIVET 8MM DIA X 25LG CSK.	\$1.84	30.037.89	SHACKLE TWISTED 7/16 DIA, D/L	\$10.89
1090085	DISTANCE PIECE ESM3012100	\$20.89	30.048.09	SEAL KIT 8 TON D/A RAM 2ROD	\$163.72
1090087	GUIDE PLATE, FRONT	\$15.18	30.048.10	SEAL KIT WRAYDENT 5 TON DA	\$55.46
1090088	PLATE, REAR GUIDE	\$15.18	30.051.83	BEARING 2 4 HOLE FLANGE	\$187.11
1090089	SHIM 0.2	\$10.38	30.051.95	BELT SPZ 1270 M.C.	\$18.48
1090090	SHIM 0.5	\$8.96	30.054.88	NUT. SLTD 3/4 UNF	\$23.96
1090149	KNIFE SECTION (ESM 3440410)	\$16.23	30.060.39	BEARING, 1ROLLER DF 14079	\$88.39
1090150	KNIFE BACK (ESM 3550910)	\$308.93	30.062.02	CUTTER D/L HEAD	\$6.99
1090269	STABILIZER UPPER	\$51.98	30.064.95	SHACKLE TWISTED	\$17.25
1090270	STABILIZER, LOWER	\$51.98	30.066.72	FILTER SUCTION ELEMENT	\$105.37
1090277	TUBE, PIVOT W/ASSY	\$546.20	30.070.67	NUT, NYLOC 12M Z/P	\$0.56
1090284	CUTTERBAR MOUNTING BRACKET	\$433.44	30.075.06	FILTER, RETURN F18/20	\$120.38
1090290	ASY, CUTTER BAR	\$3, 085.05	30.077.57	NUT NYLOC M14	\$0.49
1090291	ASSY, KNIFE	\$974.75	30.117.95	FLAP STEEL	\$22.63
1090292	KNIFE HEEL ASSY	\$249.76	30.120.82	NUT, THIN CASTILLATED	\$25.73
1090308	DRIVE COVER W/ASSY	\$149.52	30.124.54	PIN, TURNTABLE LOCKING HM S	\$73.48
1090320	VALVE MOUNTING	\$240.40	30.124.56	LEVER, LOCKING PIN RELEASE	\$112.94
1090321	VALVE MTG BAR	\$130.31	30.124.96	BEARING HOUSING UNIV. HEAD	\$348.88
1090326	ASY, 5 CUTTERBAR	\$2, 871.47	30.124.97	SPACER NON DRIVE END UNI HD	\$19.18
1090327	ASSY KNIFE-FOR 5' CUTTER BAR	\$856.62	30.125.01	BRACKET, ROLLER RH. UNIV.HEAD	\$82.56
1090339	HYD OIL TANK WELD ASY(SPS)	\$1, 117.83	30.126.15	CUTTER BACK TO BACK	\$4.67
12666000	CARB 7/16NC 1-1/2 PL5	\$1.41	30.127.56	WASHER, THRUST	\$58.38
1290	BUSHING, .996X.635X.416LG	\$14.75	30.127.81	TIE BAR, R/SHAFT LR 16	\$427.92

SOME PARTS SHOWN MAY NOT BE AVAILABLE FOR SALE TO ALL DEALERS. SEE DEALER AGREEMENT FOR DETAILS.

**ALAMO INDUSTRIAL REPAIR & REPLACEMENT PARTS PRICE LIST - F.O.B. POINT OF SHIPMENT
EFFECTIVE 02-15-11**

PART #	DESCRIPTION	LIST PRICE	PART #	DESCRIPTION	LIST PRICE
30.127.82	BEARING	\$94.16	41034.03	ASSEMBLY, LIFT CYLINDER	\$268.34
30.127.84	SEAL HOUSING	\$213.03	41200.02	TENSION LINK W/A - PA410	\$260.75
30.128.08	COLLAR FOR 12807	\$138.87	41205.02	STABILIZER W/ASSY	\$796.22
30.132.50	CUTTER, ROTARY HEAD	\$117.24	41206.01	RADIUS ARM W/ ASSY	\$151.62
30.132.97	SPACER, DOUBLE LUG HEAD	\$5.90	41207.01	SLAVE LINK LH W/ASSY	\$398.16
30.134.62	PIN HOOD ANGLING (35 DIA) HM	\$118.08	41207.02	SLAVE LINK RH W/ASSY	\$398.16
30.134.68	SHAFT, FLAP RETAINING 1.2 SX	\$51.09	41267.01	PIN, LIFT RAM BASE	\$34.20
30.136.13	SPRING HOUSING LR 14 & 16	\$177.71	41268.02	MAIN PIVOT PIN W/A	\$39.99
30.136.14	ADJUSTER PIVOT	\$169.39	41270.01	PIN	\$30.96
30.136.33	PIN, FIRST ARM PIVOT	\$109.06	41283.02	WDMT, FRONT HOOD MA42	\$581.10
30.138.00	CUTTER D/L FLAIL	\$11.17	41284.02	1.0M ROTOR W/ASSY.-MAG420	\$2,960.14
30.141.77	WASHER, SPECIAL	\$52.73	41285.01	BRACKET, ROLLER - PA90	\$72.54
30.142.22	ENDPLATE BEARING	\$89.16	41289.02	REAR FLAP-MAG420	\$173.22
30.142.42	DISC, SWIVEL, POWERED T/T	\$751.41	41290.02	REAR FLAP CLAMP STRIP-MAG420	\$91.34
30.142.45	BUSH, RAM ANCHOR, HYD T/T	\$21.65	41293.02	BAR, HOOD PIVOT MAG42	\$84.37
30.145.43	BOLT, CUTTER ROTARY	\$82.18	41296.02	FLAP, FRONT	\$10.13
30.204.42	CABLE 2.0M (206334) PADDLE END	\$275.17	41301.02	ASY, ROLLER 1.0M - MAG420	\$366.54
30.207.29	CABLE 3.0M (206334)PADDLE END	\$206.38	41342.01	PLATE, MOTOR MTG	\$152.99
30.207.73	WEAR PAD, NYLON 9.5MM	\$36.65	41391.02	FLAIL FORGED	\$63.27
30.207.74	SPRING, COMPRESSION 2 1/2	\$9.98	41418.01	CLAMP - GUARD	\$28.47
30.208.67	O RING FOR 1 STAPLOK	\$5.88	41425.01	COWL 1500HD	\$2,365.61
30.208.68	BACK UP RING FOR 1 STAPLOC	\$9.82	41425.31	SHS 50C - 70x70x5 - 1613	\$116.71
30.208.82	BOLT, M10 X 30MM CSK SLOT BRASS	\$17.29	41429.01	GUARD FRT FIXED 1500	\$413.45
30.208.83	WEAR PAD SHIM 1MM THICK	\$7.00	41430.01	GUARD FRT ADJ 1500	\$288.60
30.208.84	WEAR PAD SHIM .5MM THICK	\$7.00	41438.01	PIN PIVOT FRT GUARD	\$33.08
30.208.95	BEARING 22208 EW 33 (ROTOR)	\$134.14	41456.01	BEARING HOUSING DRIVE	\$248.05
30.208.98	ROLLER PSV 133/30 A 1315	\$1,039.41	41457.01	BEARING HOUSING NON DRIVE	\$225.04
30.209.19	BELT SPA 1420 WEDGE RAW EDGE	\$35.95	41458.01	ASY, ROTOR SHAFT 4129901/	\$6,015.42
30.210.57	BEARING, ROLLER KIT	\$257.44	41461.01	GUARD, NON DRIVE	\$47.58
30.210.69	WASHER, THRUST	\$38.17	41486.50	PA41 OPS MANUAL	\$35.16
30.210.72	BELT SPB 1260 MC	\$38.70	41535.01	COLLAR - PIVOT	\$13.17
30.211.03	CABLE 2.5M (206334)	\$222.38	41569.89	MANUAL, PRS, PA41, ASY, TRIMMER	\$35.16
30.211.30	FILTER, REPLACEMENT CANNISTER	\$97.61	41570.68	PA47 MK2 PARTS MANUAL	\$35.16
30.212.49	WASHER, INTRA LOCK	\$5.04	41570.69	PA48 OPS MANUAL	\$35.16
30.212.70	BELT SPA 1320 MC V	\$39.23	41570.84	MANUAL, PRS, PA47, SUPER HEAD	\$35.16
30.212.71	BUSH, TAPER LOCK 2012/35MM	\$43.84	41571.29	MANUAL, PRS, PA48, MULT HEAD	\$35.16
30.214.47	SPRING, DISC (60 X 30.5 X 3)	\$7.03	41571.56	PA47 MK4 HEDGECUTTER PTS MAN	\$35.16
30.216.48	BELT SPA 1250 V METRO MOWER	\$42.00	41571.60	MANUAL, PARTS, PA41, PIVOT HEAD	\$35.16
30.217.25	BONNET FOR CONTROL CABLE	\$55.13	41571.86	MANUAL, PARTS, PA47, ASY, MK4	\$34.11
30.217.76	CLAMP	\$18.64	41571.87	PA47 MK3 & MK4 OPS MANUAL	\$35.16
30.220.83	BEARING & RACE 3-3/4 DIA.	\$225.75	41654.01	FLAIL - FLARED 51 X 8	\$10.73
30.220.85	SEAL, SHAFT 4 X 3 X 1/2	\$61.17	41685.01	CASING W/ASSY.-MC/SL. HEAD	\$2,602.07
30.224.14	FLANGE, CBL, TURNER FOR 3021725	\$5.94	41691.02	PIN - ANGLE BASE	\$30.43
30.400.04	SEAL KIT 4973 RAM HM 16 LR	\$219.39	41691.04	PIN W/ASSY.-LIFT/REACH-MAG420	\$17.98
300660	CAP, OIL FILL	\$44.31	41695.02	FRONT HOOD W/ASSY HD	\$998.73
301042	WASHER, FLAT 2-1/6X3X3/16 YDP	\$11.22	41700.01	HINGE PIN-HOOD MC/SL.HEAD	\$22.25
31001000	FLATWASHER 3/16 PL STD	\$0.04	41721.45	9/16" JIC HOSE FS/FS	\$65.24
310414	LIGHTING KIT SMA	\$306.12	41822.03	ASY, ROLLER 102 DIA X 1290	\$760.05
361126	BOLT, SPINDLE	\$178.59	41822.04	ROLLER ASSY 102 DIA X 1239	\$791.23
40010000	PIN, COTTER 1/8 X1	\$0.14	41844.01	PLUG IN LOOM	\$630.21
41.167.02	BOLT PACK (10 BLTS, WSHRS, NUTS)	\$49.21	41845.01	SWITCH BOX MULTI LEVER	\$1,589.60
41.237.01	BACKING STRIP	\$60.67	41845.03	SWITCH BOX	\$3,046.68
41.250.02	HUB-COUPLING 35MM BORE	\$304.95	41845.50	CONNECTOR HALL EFFECT	\$99.68
41.250.03	COUPLING, HUB - 45MM BORE	\$71.47	41851.01	CAP - BEARING RETAINER	\$44.30
41.250.04	DRIVE - COUPLING	\$85.43	41884.01	GUARD - FLEXIBLE REAR-1200	\$109.58
41.281.01	PIN 1-1/8 DIA X 140 LG	\$40.51	41897.02	BRACKET, ROLLER, 150 RH	\$213.94

SOME PARTS SHOWN MAY NOT BE AVAILABLE FOR SALE TO ALL DEALERS. SEE DEALER AGREEMENT FOR DETAILS.

**ALAMO INDUSTRIAL REPAIR & REPLACEMENT PARTS PRICE LIST - F.O.B. POINT OF SHIPMENT
EFFECTIVE 02-15-11**

PART #	DESCRIPTION	LIST PRICE	PART #	DESCRIPTION	LIST PRICE
41897.07	WDMT, LH ROLLER BRACKET - 150	\$160.26	43389.03	DRIVE HUB W/ASSY 4 BOLT	\$731.73
41897.08	WDMT, RH ROLLER BRACKET - 150	\$132.23	43545.01	BEARING ASSEMBLY 50MM BORE	\$170.89
41906.02	GUARD - REAR 1500	\$444.42	45241.01	BRACKET, ROLLER 150 LH	\$87.22
41947.02	BEARING HOUSING RH	\$745.71	45241.02	BRACKET, ROLLER 150 RH	\$87.21
41960.03	BRACKET - WEAR LH	\$330.57	45630.01	CLAMP, HOSE	\$11.76
41960.04	BRACKET - WEAR RH	\$330.57	45675.01	BEARING 35MM BORE DIA	\$78.86
41975.01	BRACKET - ROLLER 115 LH	\$224.00	45677.01	GREASING ASSY - FK COWL D/END	\$75.18
41975.02	BRACKET - ROLLER 115 RH	\$224.00	46077.01	ASY, PUMP	\$642.89
41975.05	BRACKET, ROLLER 115 LH	\$227.79	46078.01	PUMP	\$751.74
41975.06	BRACKET, ROLLER 115 RH	\$227.79	46079.01	PUMP	\$523.73
42029.01	FLANGE-PUMP PORT 1/2" BSP	\$160.13	46337.10	PUMP-GEAR SPLINE 9 TEETH	\$1,501.87
42051.02	HOSE GUARD - SECOND ARM	\$113.46	46401.01	FLAIL - BUSHMASTER 26	\$43.36
42100.01	PLATE - RLR MTG - 10MM PLT	\$46.83	46518.08	RESTRICTOR 3/8BSP X 1/4BSP	\$29.58
42108.01	ROTOR SH ASY 4210101/0295901CW	\$4,512.38	46707.18	GBOX MTG BRACKET 70 LITRE	\$168.00
42108.19	ROTOR SH ASY 4210603/4640201	\$4,922.46	46750.01	FILTER ASSEMBLY 125L PARKER	\$302.78
42109.01	SPACER	\$22.95	46750.02	INNER PAPER ELEMENT	\$165.83
42144.01	BRACKET - ROLLER 150 LH	\$264.23	46750.03	FILTER ELEMENT ASSEMBLY	\$190.45
42144.02	BRACKET - ROLLER 150 RH	\$264.23	46750.05	ELEMENT 114L	\$216.66
42241.11	ROLLER	\$866.40	46924.07	WALVOIL 3 SEVICE CABLE VALVE	\$1,424.47
42241.29	ROLLER	\$2,767.07	46924.20	RELIEF VALVE	\$120.63
42242.05	AXLE	\$165.53	47487.02	GEARBOX CAST IRON 3:1	\$1,592.85
42244.01	LOCKNUT, SPECIAL	\$26.53	47487.04	CAST IRON GEARBOX 3.6:1	\$1,461.35
42245.01	SPACER, ROLLER	\$36.77	47487.14	CAST IRON GEARBOX 4.28:1	\$1,690.50
42257.05	1.2MM SHIM-TAPER SHAFT ROLLER	\$10.31	47487.60	CAST GEARBOX MAIN SHAFT SEAL	\$62.48
42257.06	2.0MM SHIM TAPER SHAFT ROLLER	\$10.47	47487.80	CAST GEARBOX LARGE REAR SEAL	\$70.25 [®]
42297.01	GUARD - FLEXIBLE FRONT 1200	\$136.65	47497.01	70 LITRE GEARBOX	\$622.70
42297.02	GUARD - FLEXIBLE FRONT 1500	\$185.58	47497.10	GEARBX-REQS CUST MOD MNT PLT	\$950.56
42317.01	ROD, INNER 35 DIA.-270MM	\$122.78	47531.08	3.5M CABLE ANTI REV RED KNOB	\$193.72
42366.06	LOWER STABILIZER W.A.	\$131.99	48068.04	RAM ASY	\$615.88
42398.03	BRACKET - ROLLER 150 LH	\$222.21	48202.03	HYDRAULIC RAM	\$925.89
42398.04	BRACKET - ROLLER 150 RH	\$222.21	48203.01	HYDRAULIC RAM ASSY 80MM BORE	\$788.10
42415.02	SPACER DIA 30x28	\$12.83	48204.01	HYDRAULIC RAM	\$1,144.81
42443.01	LINK, PIVOT	\$435.96	48204.02	HYDRAULIC RAM	\$1,347.13
42495.01	MOTOR COVER	\$77.24	48204.03	HYDRAULIC RAM 90 BORE 703 STRK	\$1,726.75
42503.02	SPECIAL WASHER	\$6.43	500066	KEY, SQUARE, 1 X 3/8 SQ.	\$31.14
42573.01	SEAL CARRIER	\$136.33	584104	PIN-CLIP	\$0.81
42598.01	COLLAR - PIVOT	\$12.83	5C8200	NUT JAM 1/2 NF PL	\$0.44
42612.01	BUSHING	\$22.84	6000204	YELLOW TOUCH-UP PAINT	\$59.27
42612.02	BUSHING	\$48.51	6012032	BUSHING, BUCKET PIVOT	\$20.14
42613.02	SPACER, 50 X 35.5 X 20.00 LG	\$74.05	61014600	SPRING, THROTTLE LEVER	\$27.39
42617.90	PLATE	\$83.58	61020600	NUT 7/8 NF PL	\$9.31
42646.03	RADIUS ARM	\$139.82	61026400	HOSE #8 - 8FJX - 8FJX90- 42LG	\$69.92
42646.04	RADIUS ARM	\$139.82	63000500	WASHER, FLAT, PLATED	\$1.28
42652.02	PIN 30 DIA X 70	\$57.77	63042700	ADP HYD STGHT 12MB-8MJ	\$8.39
42652.03	PIN 35 DIA X 70	\$58.07	63067100	RND HEAD SCREW 10 X 3/4 LG	\$0.17
42684.01	PIN	\$82.70	63067300	REDUCER BUSHING 20 MP-12FP	\$6.28
42726.55	HOSE	\$104.32	63078500	PIPE CAP 20 FP	\$6.61
42750.01	FLAIL - FORGED MP44	\$9.87	63081000	REDUCER BUSHING 16MP-8FP	\$5.96
42954.01	BEARING, 30 MM BORE	\$28.47	63096300	PAINT-SPRAY CAN YELLOW	\$18.22
42955.04	ROLLER 6" DIA - 1200	\$872.30	63121800	LOCKWASHER #10 STD PL	\$0.10
42955.05	ROLLER 6 DIA- 1500	\$1,097.17	63149100	ADP HYD ELBOW 6MB-6MJ90	\$8.59
42955.06	ROLLER, 6" DIA. X 1600	\$948.81	63161900	SPRING NUT 1/2	\$1.41
42955.07	ROLLER 6 DIA - 2000	\$1,108.43	651312	COUPLER HALF, MALE	\$25.73
43031.01	ADAPTOR GREASE M10 X 1/8" BSP	\$15.03	6513213	BRKT, HANDLE	\$20.32
43033.01	ADAPTER, 1/8" BSP GREASE	\$23.51	6514012	PLATE RETAINER	\$3.89
43315.01	KIT, SEAL, LIFT RAM	\$66.05	6514013	SEAL, O-RING	\$4.25

SOME PARTS SHOWN MAY NOT BE AVAILABLE FOR SALE TO ALL DEALERS. SEE DEALER AGREEMENT FOR DETAILS.

**ALAMO INDUSTRIAL REPAIR & REPLACEMENT PARTS PRICE LIST - F.O.B. POINT OF SHIPMENT
EFFECTIVE 02-15-11**

PART #	DESCRIPTION	LIST PRICE	PART #	DESCRIPTION	LIST PRICE
6514020	COLLAR STEP	\$8.33	701105	701105A TILT CYL W/FITTINGS	\$661.13
6514024	SPRING	\$4.95	701105A	TILT CYL W/O FITTINGS MA	\$661.13
700171	COUPLER, W/ZERK, SPLINED	\$73.50	701112	OUTPUT SHAFT MA	\$1,434.86
700193	SMALL PARTS BAG	\$10.96	701150	ASY LIFT CHAIN (29/32 HOLE)	\$111.78
700194	PKG, 48 TRASH DEFLECTOR (REAR)	\$28.25	701164	D/L, SHFT HALF W/SHLD	\$203.57
700196	PKG, 72 TRASH DEFLECTOR (REAR)	\$60.11	701176	IDLER ARM W/ZERK	\$197.09
700280	5 X LAMINATED 15-1/2 DIAMETER	\$682.50	7012037	BUSHING STEEL 1-1/4 OD X 1ID	\$7.14
700338	KNIFE PACKAGE C-5	\$87.15	701396	MAINT KIT FOR RELIEF VALVE MA	\$21.03
700377	GEAR & INPUT SHAFT ASSY	\$418.91	701405	TIE ROD, W/ZERK	\$568.26
700488	PKG, SHPG, BELT GUARD (SHD)	\$127.01	701406	TIE ROD, W/ZERK	\$456.15
700489	BANJO ASSY 88 CENTER, FWD/REV	\$2,251.56	701408	DRIVELINE, TUBE HALF W/SHLD	\$457.84
700491	HOUSING AND BEARING ASSEMBLY	\$90.44	701409	DRIVELINE, SHAFT HALF W/SHIELD	\$354.61
700492	ASSY, GEAR&SHAFT	\$961.64	701410	D/L, SHFT HALF W/SHLD	\$453.60
700494	ASSY, IDLER ARM (SHD)	\$120.52	701455	BANJO, 74 OR8, 88 OR14.5 FWD	\$2,193.40
700497M	ASSY, LIFT CHAIN	\$272.71	701457	BANJO ASSY 88 OFFSET 8.5 FWD	\$2,081.69
700498	PKG, 88 TRASH DEFLECTOR (REAR)	\$101.26	701472	FRONT COUPLING MA FORD	\$320.73
700502	PKG, 180 LAM.CSTR WHL, FLD INSTL	\$2,121.74	701485	FRONT COUPLING MA	\$2,470.99
700504	KNIFE PIN & CTTR PKG C5	\$114.20	701494	ASSY, SHLD, CMPLT(OUTER)CHT037	\$46.48
700505	KNIFE PIN & CTTR PKG C5	\$127.01	701495	ASSY, SHLD, CMPLT (INNER) CHT038	\$38.58
700506	KNIFE PIN & CTTR PKG C5	\$297.52	701500	PKG, VALVE, CONTROL, MOTOR	\$712.47
700523	BANJO 74 CT/F/R, 88 OR6.5 FWD	\$1,802.38	701513	ASSY, SWITCH, MERCURY	\$98.04
700524	TRASH DEFLECTOR PKG 74	\$72.12	701515C	M16 FLATWASHER	\$0.36
700564	COTTER PIN, 100 PACK	\$5.64	701614	ROLLER, ASY, W/O BRKTS	\$992.65
700669	FLEXIBLE COUPLING MA	\$248.88	701615	ROLLER, ASY, W/O BRKTS	\$1,911.84
700690	COTTER PIN, 1000 QTY LOT	\$36.75	701616	TIE ROD, W/ZERK	\$480.82
700697	BEARING AND HOUSING ASSEMBLY	\$431.94	701617	TIE ROD, W/ZERK	\$510.30
700705-10	PKG, BELT GUARD (GP)	\$516.55	701618	TIE ROD, W/ZERK	\$510.30
700736	BEARING CAGE W/ZERK	\$322.63	701619	ROLLER, ASY, W/O BRKTS	\$2,084.71
700737	BEARING CAGE &G/FTG.	\$362.72	701627	BEARING PULLER	\$618.74
700739	BEARING HOUSING W/ZERK ASSY	\$45.56	701646	ROLLER, ASY, W/BRKTS	\$2,270.63
700854	FRONT SHIELD ATTACH, FACT &	\$361.10	701648	FRONT SHIELD ATTACH, FACT &	\$778.98
700855	FRONT SHIELD ATTACH, FACT &	\$548.18	701650	PKG, 62 TRASH DEFLECTOR REAR	\$69.13
700883	INNER PIVOT PIN W/ZERK	\$64.44	701671	BACKING PLATE MA RH	\$390.67
700886	WEAR PLT, SKID SHOE W/ SHOE	\$24.95	701672	PULLEY MA	\$257.41
700907	CYLINDER END MA/INT	\$108.61	701780	LIFT CHAIN ASSY 10-3/16	\$180.31
700931	L.H. IDLER ARM W/ZERK MA	\$359.22	701781	LIFT CHAIN ASY 13-5/8(29/32)	\$166.53
700932	L H IDLER ARM W/PULLEYS MA	\$646.44	701836	ASY LIFT CHAIN (1-1/32 HOLE)	\$132.23
700943	RH BELT GUARD MA	\$204.36	701845	BELT GD. SHIPPING PKG.	\$345.93
700944	LH BELT GUARD MA	\$248.88	701847	ASSY, OUTBRD BRG PLATE (SHD-RR)	\$352.60
700948	RH IDLER ARM W/ZERK	\$156.98	701851	ASSY, IDLER ARM (SHD-RR)	\$311.69
700949	LH MOWER IDLER ARM W/ZERK	\$362.85	701905	ASSY, OUTBRD BRG PLATE (SHD-FR)	\$140.58
700950	RH MOWER IDLER ARM W/PULLYS	\$274.19	701906	BEARING, ASY, SHIPPING	\$170.55
700951	LH IDLER ARM W/PULLEYS	\$274.19	701907	PKG, BALL BEARING (102002)	\$54.49
700972	OUTER PIVOT ASSY W/ZERK & CAP	\$260.34	701911	GRINDG WHL ASSY, KNIFE SHARPNR	\$27.05
700992	ASSY, ROD END CLAMP	\$48.68	701937	D/L, TUBE HALF W/SHLD	\$433.15
701036	PIN, PKG, 500 PCS	\$288.75	701938	DRIVELINE, SHAFT HALF W/SHIELD	\$487.05
701040	BOLT, PACK	\$192.48	702002	ROLLER, ASY, W/BRKTS	\$2,164.53
701043M	RING, PKG, 125 PCS	\$292.58	702003	ROLLER, ASY, W/BRKTS	\$2,277.56
701044M	PIN, 250 PKG OF 102670 HARDENED	\$157.50	702193	PKG, CTR, 360 LAM.SHD.	\$2,761.29
701053M	BAG, COTTER PIN (125 COUNT)	\$12.31	702255A	PKG, KNIFE, HD CC, 62/74	\$304.50
701056M	CASTER WHEEL, PKG, PNEU 360 DE	\$2,486.93	702256A	PKG 92 HD CC KNIVES	\$369.64
701057M	PKG, 360 LAM.CSTR WHL FLD INSTL	\$2,807.79	702264	LIFT CHAIN ASY (29/32&1-1/32)	\$101.84
701058M	CASTER, SOCKET ASY	\$289.64	702272	LOWER FORK ASSY	\$726.00
701061	CASTER WHEEL, ASY, LAM 360 DEG	\$1,399.93	702299	D/L, CMPLT (48, 60, 62, 72)	\$542.35
701104	701104A LIFT CYL W/FITTINGS	\$611.37	702300	DRIVELINE, CMPLT (W/CLUTCH)	\$709.64
701104A	LIFT CYL W/O FITTINGS MA	\$723.87	702306	PKG, SHIELD	\$61.14

SOME PARTS SHOWN MAY NOT BE AVAILABLE FOR SALE TO ALL DEALERS. SEE DEALER AGREEMENT FOR DETAILS.

**ALAMO INDUSTRIAL REPAIR & REPLACEMENT PARTS PRICE LIST - F.O.B. POINT OF SHIPMENT
EFFECTIVE 02-15-11**

PART #	DESCRIPTION	LIST PRICE	PART #	DESCRIPTION	LIST PRICE
702330	COUPLER, ASY, SPLINED	\$823.40	703568	RETRO-FIT KIT-MOTOR	\$1,592.73
702402	CTTER SHAFT BEARING NON-DRIVE	\$210.89	703574	PKG, BRG ASSY W/SETSCREW	\$93.18
702403	INT CUTTER SHAFT BEARING DRIVE	\$209.47	703575	ASSY- ROLLER BRG	\$131.55
702408	CTTERSHAFT BEARING ASSEMBLY-S	\$117.06	703576	ASSY, SWITCH, L.H.CUT-OFF	\$494.17
702409	PKG, CUTTER SHAFT BEARING	\$132.23	703577	ASSY- MAGNET LH	\$174.27
702483	PKG, SHAFT&BEARING, 60	\$1,739.68	703578	ASSY, SWITCH, R.H.CUT-OFF	\$498.45
702484	PKG, SHAFT&BEARING, 72	\$4,494.05	703579	ASSY- MAGNET RH	\$141.27
702485	ROLLER BEARING SHIPPING PKG.	\$124.02	703580	KIT, SWITCH, MAGNET.CUT-OFF, R&L	\$1,047.29
702524	RH IDLER ARM W/ZERK	\$348.15	703596	ASSY, ROLLER BRG/BRKT, RH	\$295.86
702599	RESERVOIR SHIPPING PACKAGE	\$2,651.95	703598	ASSY, ROLLER BRG/BRKT	\$420.72
702606	OPTIONAL FRNT SPLINE COUPLING	\$859.37	703599	ASSY- ROLLER 62 RETRO	\$1,562.66
702615	CUTTER SHAFT, ASY, FC KN	\$2,353.05	703600	ASSY- ROLLER 74 RETRO	\$1,502.55
702616	CUTTER SHAFT, ASY, FC KN	\$4,037.36	703601	ASSY- ROLLER- 88 RETRO	\$1,378.98
702673	GEARBOX, OILED & TESTED	\$1,201.30	703603	ROLLER SCRAPER KIT 74	\$640.77
702693	PKG, FOOTGUARD, 74SHD	\$302.16	703604	ROLLER SCRAPER KIT 88	\$691.38
702694	PKG, FOOTGUARD, 88SHD	\$308.68	703684	BLOCK, ASY, MANIFOLD	\$937.08
702701	ASSY, MOTOR, RH FWD ROT	\$3,019.55	703685	BLOCK, ASY, MANIFOLD R-WG	\$1,230.11
702702	ASSY, MOTOR, LH FWD ROT	\$2,544.47	703688	CUTTER HSG, ASY, FLAIL HD	\$5,409.87
702703	RESERVOIR, ASY	\$2,546.53	703691	ASSY, SINGLE PUMP (J.DEERE)	\$1,723.54
702705	ASSY, SHLD (D/L)	\$20.84	703692	ASY ROLLER BRG & HSG	\$208.50
702706	ASSY, OUTER PIVOT W/ZERK & CAP	\$179.18	703694	BEARING, ASY, W/SETSCREW	\$116.72
702716	ASSY, PUMP, TANDEM	\$4,176.52	703695	BEARING, ASY, CUTTERSHAFT	\$121.34
702717	PUMP ASSY, SINGLE	\$2,108.29	703703	ASY, MOTOR, RH FWD ROT	\$1,907.33
702747	ASSY, IDLER, RH (FWD ROT)	\$189.84	703704	ASY, MOTOR LH FWD ROT	\$1,907.33
702748	ASSY, IDLER, LH (FWD ROT)	\$189.84	703705	ASY, 48 ROLLER RETRO FIT	\$1,683.99
702749	IDLER PIVOT PIN MA	\$52.17	703836	BEARING, ASY	\$137.33
702754	SUPPORT, GUARD - TOP NA	\$58.61	703845	ASSY- CTRSHFT BRG- DRIVE SIDE	\$316.16
702782	VALVE MTG BRACKET MA	\$420.58	703865A	BULK, 4000 HD CC KNIVES 108381	\$5,899.95
702785	ASSY, PULLEY	\$160.18	703873	PIN AND COTTER BAG	\$39.67
702826	FRONT COUPLING MA	\$182.03	703874A	PKG, KNIFE, HD CC, 96 (108381)	\$396.90
702828	ASSY, COUPLING	\$207.90	703875	ASY- HYD. MOTOR HYDRO 88	\$2,718.49
702965	PKG, FRONT TRASH DEFLECTOR, 62	\$54.08	703896	GUARD, ASY, BELT	\$192.33
702966	PKG, FRONT TRASH DEFLECTOR, 74	\$81.33	703897	GUARD, ASY, BELT	\$416.59
702967	PKG, FRONT TRASH DEFLECTOR, 88	\$101.03	703902	LIFT PUMP ASSEMBLY	\$954.98
703000	KIT, TRACTOR HYD - UNIVERSAL	\$585.26	703940	PKG, 96 TRASH DEFLECTOR (REAR)	\$109.22
703085	ASSY, IDLER, RH (REV ROT)	\$345.54	703942	ASY CTRSHFT 96CC W/CC KNIFE	\$3,251.17
703086	ASSY, IDLER, LH (REV ROT)	\$357.59	703976	ASY- ROLLER BRG W/HEX BORE	\$119.25
703090	CUTTER SHAFT, ASY, FC KN RNG	\$4,538.73	703977	ASY- ROLLER BRKT LH W/HEX BRG	\$251.71
703260	ASY, ROLLER 88	\$937.35	703978	ASY- ROLLER BRKT RH W/HEX BRG	\$251.71
703261	ASSY- ROLLER 74	\$884.80	703979	ASY, CTRSHFT 96FC-RK	\$5,278.95
703262	KIT, ROLLER 60/62	\$1,322.25	703999A	PKG, 200 HD CC KNIVES	\$298.20
703263	ASSY, ROLLER BRG/BRKT, LH	\$293.55	704016	ASY, CTRSHFT 96CC W/ES KNIVES	\$3,071.78
703271	BEARING, ASY, CUTTERSHAFT	\$142.89	704026	ASY-ROLLER 96RETRO W/HEX BRG.	\$1,321.56
703290	ASY, CTRSHFT 88FC W/RG KNIVES	\$4,529.77	704027	ASY, ROLLER BRKT/BRG RETRO HEX	\$420.72
703291	CUTTER SHAFT, ASY, CC KN	\$3,371.82	704098	PKG, 96 TRASH DEFLECTOR FRONT	\$132.23
703292	CUTTER SHAFT, ASY, CC KN ES	\$2,132.50	704221	CUTTER SHAFT, VF88 W/EXTREME	\$4,531.28
703452	CUTTER UNIT, ASY, ES KN	\$9,388.00	704305	BEARING, ASY	\$203.31
703457	CUTTER UNIT, ASY, CC KN	\$15,326.01	704370P	ASY MOTOR RH FWD ROT	\$2,311.18
703461	USE 02988737	\$13,222.44	704371P	ASY MOTOR LH FWD ROT	\$2,283.33
703517M	BOLT BAG, COMMON DUAL WNGS	\$396.04	704372P	ASY MOTOR LH REV ROT	\$1,895.25
703520	ASSY-SAFETY SWITCH	\$238.67	704373P	ASY MOTOR RH REV ROT	\$1,918.20
703521	WIRE HARNESS, I/S, R&L, W/O CAB	\$536.47	704388	ASY BEARING REPLACEMENT	\$253.36
703527	BOLT BAG COMMON SING WING	\$331.35	704389	ASY BEARING REPLACEMENT	\$210.31
703531	MOTOR, ASY, B	\$1,835.61	704390	ASY BEARING REPLACEMENT	\$193.90
703566	RETRO-FIT KIT-RH PUMP	\$3,266.39	704391	ASY BEARING REPLACEMENT	\$215.55
703567	RETRO-FIT KIT-LH PUMP	\$3,151.39	704519	ASY HYDRAULIC MOTOR REAR MNT	\$2,748.48

SOME PARTS SHOWN MAY NOT BE AVAILABLE FOR SALE TO ALL DEALERS. SEE DEALER AGREEMENT FOR DETAILS.

**ALAMO INDUSTRIAL REPAIR & REPLACEMENT PARTS PRICE LIST - F.O.B. POINT OF SHIPMENT
EFFECTIVE 02-15-11**

PART #	DESCRIPTION	LIST PRICE	PART #	DESCRIPTION	LIST PRICE
7101083	BUSHING 1 1/4OD X 1ID X 1 LG	\$11.03	7190312	MOUNTING STRIP	\$65.21
7105050	BSHG, ROD END 1-1/4 OD X 1 ID	\$40.43	7190314	FLAP, REAR	\$231.46
7105130	DECAL, WARNING	\$1.33	7190315	FLAIL, GRASS	\$10.81
7109131	LEVER-VALVOIL 3 BANK VALVE	\$29.63	7190320	ROTOR W/ASSY, SERIES 90 MK2	\$4, 225.74
7109132	LEVER-VALVOIL 3 BANK VALVE	\$29.63	7190321	ROTOR LUG 180 DEG	\$75.12
7111006	SLEEVE, CAT I	\$31.25	7190322	ROTOR LUG 150 DEG	\$75.89
7114072	LEVER	\$37.32	7190378	RIGID PIPE-UPPER 1" BSP HP	\$238.80
7114082	BOLT, SPECIAL GR5 (NOT PLATED)	\$4.28	7190379	PIPE, LOWER RIGID 1 BSP HP	\$180.03
7114176	NUT METRIC 20MM-P2.5	\$16.86	7190428	BRACKET, ROLLER (SPARES ONLY)	\$157.55
7114289	DRIVELINE S-40 1-3/8-6X1-3/8-6	\$779.24	7190429	ROLLER END	\$285.97
7115158	SPACER (CABLE 80-17-003)	\$10.82	7190430	AXLE, STUB	\$131.33
7115162	SHROUD, SK4764 FOR SD5 CABLE	\$18.60	7190434	WDMT, 1.2M ROLLER (B.B.)	\$1, 185.60
7115208	BUSHING 40 X 44 X 40 GLACIER	\$16.86	7190463	FLAIL-40MM (140 DIA. ROTOR)	\$13.17
7120383	PISTON 70 DIA.	\$186.12	7190464	FLAIL-OMEGA ROTOR	\$34.41
7120384	HOUSING, GLAND	\$98.58	7190578	KIT, HUB & COUPLING - 27 SPLINE	\$654.62
7135005	LIFT RAM LOCK TAP	\$227.54	7190580	KIT, COUPLING + GREASE	\$108.93
7135006	SPINDLE, TAP	\$57.10	7190584	COUPLING + GREASE (27 SPLINE)	\$133.43
7135007	TAP ASSY	\$194.73	7191034	PIN-HEAD/DIPPER PIVOT	\$62.11
7135009	ROD, PISTON 28 DIA X 532 STROKE	\$260.56	7191036	PIN, BREAKAWAY RAM BASE	\$47.25
7135284	TAP BODY	\$90.39	7191037	PIN, ROD END (BREAKAWAY RAM)	\$32.85
7135294	TAP BODY	\$110.41	7191038	PIN, REACH RAM BASE	\$60.67
7135295	DECAL, OPERATIONAL	\$3.98	7191040	PIN, ROD END	\$54.34
7136035	BUSHING, FLAIL HEAD	\$49.82	7191041	PIN, ANGLE RAM BASE	\$56.26
7136133	BUSHING, FLAIL PIVOT	\$21.35	7191042	PIN, ANGLE RAM ROD END	\$36.12
7136330	DRIVELINE, 27 PIN CTRS	\$622.79	7191047	PISTON ROD-LIFT	\$755.22 [®]
7190010	SPACER, GRASS FLAIL	\$6.39	7191054	SPACER, CAST FLAIL	\$12.26
7190015	MOTOR LOCATING WASHER	\$38.04	7191058	STAND LEG	\$164.50
7190022	120 INTERNAL CIRCLIP D1300-12	\$13.32	7191068	LIFT RAM FINAL ASY BSP	\$1, 746.52
7190023	WASHER M20 TAB	\$12.91	7191069	ASY, LIFT RAM JIC	\$2, 692.99
7190024	WASHER M12 TAB	\$29.82	7191071	REACH RAM FINAL ASY.JIC	\$1, 304.88
7190025	WASHER, BEARING CLAMP	\$59.76	7191072	RAM	\$1, 407.53
7190028	SEAL, FELT	\$6.81	7191091	WASHER, SET OF SEALING	\$14.10
7190035	FLAP, GRASS 1M HEAD	\$16.93	7191092	WASHER, SPACING	\$7.38
7190082	SPACER TUBE	\$19.37	7191093	WASHER, SPACING- OUTER	\$20.39
7190086	U SHACKLE-140MM ROTOR	\$18.17	7191094	HOOD PIVOT PIN	\$69.30
7190087	SPACER	\$24.10	7191095	BUSHING, FLAIL	\$12.92
7190087A	TUBE SPACER FOR 002512 KNIFE	\$7.76	7191096	CLAMP, HOSE/SPACER	\$28.12
7190088	SPECIAL BOLT (DO NOT SEND NUT)	\$7.05	7191107	SHIM 96-036	\$2.25
7190106	SHACKLE - 90 SERIES ROTOR	\$17.11	7191109	FLAIL BOLT 1863	\$3.33
7190117	BUSHING, FLAIL PIVOT	\$5.78	7191138	SHACKLE - 13MM HOLE	\$15.20
7190166	GRASS FLAIL	\$6.74	7191139	SPACER - SUPERCUT HDSS	\$6.76
7190172	SPACER	\$6.22	7191253	HEAD ASY, LH DRIVE CAST FLAIL	\$7, 098.53
7190175	SHACKLE - 90 SERIES ROTOR	\$8.01	7191264	LINKAGE PLATE W/ASY	\$230.74
7190261	HOUSING BEARING	\$250.38	7191265	STABILIZER W/ASY	\$326.23
7190292	PLATE, COVER	\$119.35	7191267	WLDMT, MAIN ARM W/ASY	\$1, 087.91
7190295	PIPE, MOTOR UPPER (3/4 BSP)	\$264.26	7191268	WDMT, UPPER DIPPER ARM	\$787.50
7190296	PIPE, MOTOR LOWER (314 BSP)	\$287.74	7191271	DIPPER, OUTER WLDMT ASY	\$1, 496.32
7190297	PIPE UPPER 1BSP	\$261.69	7191272	WDMT, FLAIL HEAD	\$2, 060.68
7190298	PIPE LOWER 1BSP	\$220.23	7191282	WDMT, RADIUS ARM	\$64.62
7190300	SKID, R.H.	\$212.64	7191283	MOTOR COVER W/ASSY	\$187.80
7190301	SKID, LH	\$291.44	7191284	ROLLER W/ASY	\$512.94
7190304	FLAT CLAMP STRIP	\$131.22	7191285	SPACER, ROLLER	\$55.30
7190305	BRACKET, ROLLER- R/H	\$231.15	7191286	ROLLER AXLE	\$168.51
7190306	BRACKET, ROLLER LH	\$220.14	7191292	HEAD, BARREL	\$368.03
7190307	ROLLER W/A	\$878.43	7191298	BREAKAWAY RAM ASY JIC	\$795.48
7190308	ROLLER TIE W/A	\$474.36	7191300	REAR FLAP	\$184.52

SOME PARTS SHOWN MAY NOT BE AVAILABLE FOR SALE TO ALL DEALERS. SEE DEALER AGREEMENT FOR DETAILS.

**ALAMO INDUSTRIAL REPAIR & REPLACEMENT PARTS PRICE LIST - F.O.B. POINT OF SHIPMENT
EFFECTIVE 02-15-11**

PART #	DESCRIPTION	LIST PRICE	PART #	DESCRIPTION	LIST PRICE
7191310	PIN, BREAKAWAY PIVOT	\$77.48	7290391	WEAR STRIP	\$80.82
7191314	ROTOR, FLAIL	\$3,682.67	7313324	KIT, GUARD - CAB APPLICATION	\$160.35
7191320	FLAIL CAST	\$28.68	7314201	HEXB 5/8 NF 3-1/4	\$7.00
7191320AP	F91H FLAIL	\$12.08	7314222	BOLT 5/8 UNF (SPECIAL)	\$5.83
7191359	ROLLER W/ASY	\$782.23	7314223	BUSHING, FLAIL PIVOT	\$11.09
7191360	ROLLER AXLE	\$365.15	7314323	SKID, REPLACEABLE	\$76.73
7191372	WDMT, ROTOR 1.0M L/WT DIRECT	\$1,927.53	7314366D	F10 H FLAIL	\$16.02
7191378	BRCKET, ROLLER-SUPERCUT HEADS	\$148.38	7390001	SHACKLE	\$17.68
7191382	WDMT, ROTOR 1.2m W/A 12 ROW	\$2,739.98	7390003	SPACER - ROTOR LUGS	\$16.85
7191605	SPL.HUB+GREASE	\$266.88	7390005	FLAIL SPACER F10H	\$8.66
7192009	PIN, SLAVE LINK	\$47.50	7390006	SPECIAL BOLT 5/8UNF X 103MM LG	\$6.58
7192027	STABILIZER PIN	\$59.57	7390011	SEAL CARRIER	\$138.20
7192039	PIVOT PIN-MAIN ARM	\$65.75	7390012	SLEEVE - MULTICUT SHACKLES	\$14.00
7192041	BASE PIN- LIFT & REACH RAM	\$66.64	7390025	M16 X 1.5P X 83 FLAIL BOLT	\$13.14
7192308	PIVOT TUBE W/ASY	\$396.67	7390270	WDMT, ROTOR 1.2M 90 SERIES	\$2,552.81
7192309	SLAVE LINK W/ASSY.	\$524.16	7390276	FLAIL, SINGLE EDGE	\$17.32
7192316	JAW PLATE W/ASY	\$190.24	7390278	ROLLER BRKT 1.2M D.D	\$207.66
7192321	HOSE BRACKET, 3/4BSP	\$177.95	7390279	ROLLER SHAFT 1.2M HD	\$381.88
7192324	TRAY, HOSE GUARD W/ASY	\$124.01	7390282	WDMT, ROLLER W/ASSY 1.2M	\$681.23
7192326	CYLINDER, LIFT	\$1,096.48	7560058	50MM DIA PIN X 145 LG	\$166.55
7192327	STABILIZER W/ASY	\$463.76	7560344	RAM, ANGLING	\$1,261.12
7192334	RAM ROD W/ASSY	\$598.71	7A14932	HHCS 7/8 NC 4 PL5	\$10.30
7192361	WDMT, RH MAIN ARM PA92	\$1,118.97	7AH5101114	HHCS 5/8 NC X 1-3/4" PL8	\$1.75
7192363	DIPPER ARM W/ASSY	\$1,879.77	7AH5101834	C/S 5/8 X 4 1/4 NF 5 PL5	\$6.41
7193014	WDMT, HOSE CLIP	\$41.11	7AH882024	C/S 1/2 X 3 NF GR8	\$2.39
7193015	WDMT, HOSE CLIP	\$36.91	7B101128	HHCS 5/8 NC 3-1/2 PL8	\$2.50
7193019	ANGLE HOSE CLIP	\$24.22	7E42012	C/S1/4 X 1 1/2 SK HD	\$1.12
7193020	LINKAGE PIN, CAT 2	\$50.85	8005052	PRESSURE CONNECTION KIT	\$53.76
7193048	HOSE COVER (PA93 MID-CUT)	\$86.07	8013056	PUMP FACE GASKET	\$47.18
7193050	RAM LOCK TAP	\$153.72	8013069	OIL LEVEL PLUG	\$64.32
7193054	RAM PIN-B/WAY	\$39.86	8013070	DRAIN PLUG	\$10.77
7193313	ASY, HOSE GUIDE W.-DIPPER	\$319.62	8013087	CASE GASKET-GEARBOX	\$20.52
7193321	COVER, HOSE-DIPPER	\$101.85	8013100	CASE PUMP SIDE	\$373.66
7193326	WDMT, TENSION LINK	\$598.02	8013105	SHAFT	\$460.64
7193334	RAM, REACH	\$1,624.62	8013106	END COVER	\$35.28
7193352	HOSE GUIDE W/A	\$169.42	8013325	GEARBOX	\$1,532.22
7193355	WDMT, MAIN ARM	\$2,257.75	8013339	GEARBOX, BREVINI, MP3/M/3.5	\$1,453.70
7193374	BREAKAWAY ASSISTOR RAM ASSY	\$1,127.54	8013418	ASY, PUMP & DRIVE	\$1,075.24
7193375	HOSE TRAY	\$133.41	8013443	GEARBOX 1:2.6 RATIO	\$1,384.85
7193390	COVER PLATE LEFT HAND	\$334.97	8013444	GEARBOX, HI-TON LS	\$1,944.21
7193858	PARTS MANUAL PA 93	\$39.13	8017003	ASSY, CABLE SPACE & PIN	\$118.95
7195303	WDMT, HOSE BRACKET 1BSP	\$404.84	8017006	CONTROL BRACKET	\$17.31
7195312	HOSE PLATE W.ASSY.-DIPPER	\$132.12	8017031	CONTROL HD & CABLE 3M	\$172.59
7198027	SPACER, SHACKLE	\$10.71	8017037	CONTROL HD & CABLE 3.2M	\$292.70
7198077	DOUBLE PIPE CLAMP	\$8.67	8017039	CABLE	\$204.19
7198392	1.2M SUPERCUT ROLLER KIT	\$685.43	8017041	CONTROL HD & CABLE 3.5M	\$335.74
7213023	BUSHING, PLASTIC	\$18.15	8017045	LEVER CONTROL & CABLE ASY	\$252.14
7214060	BUSHING 1-1/4ODX11DX1/16LG	\$17.88	8017047	4.0M LONGER CABLES	\$180.91
72276000	NIPPLE 3/4 CLOSE	\$7.10	8017054	2.0M LONGER CABLES	\$276.57
72414000	ADAPTER PIPE, 1-1/4 CLOSE NIPPL	\$3.92	8017066	CONTROL HD & CABLE 3.0M	\$96.54
72432000	PIPE NIPPLE 1-1/4 X 4 LG	\$4.30	803211A	ASSEMBLY SHD MANUAL PARTS &	\$41.51
7247942	BOOM MCCONNEL PA47 LH TI CBLE	\$9,200.00	803211P	SHD FLAIL PARTS MANUAL 03-04	\$39.69
7290053	FLAP, FRONT	\$33.17	803213	MANUAL OWNERS W/PTS INTSTR	\$41.48
7290384A	KIT, MULTICUT FLAIL SKID SHOE	\$526.47	803213P	INTERSTATER PARTS MANUAL 10-07	\$41.48
7290387	HOOD BRKT RH	\$108.99	803213S	MANUAL SERVICE INTSTR	\$35.16
7290388	HOOD BRKT LH	\$87.40	803350	MANUAL OWNERS W/PARTS LIST	\$40.65

SOME PARTS SHOWN MAY NOT BE AVAILABLE FOR SALE TO ALL DEALERS. SEE DEALER AGREEMENT FOR DETAILS.

**ALAMO INDUSTRIAL REPAIR & REPLACEMENT PARTS PRICE LIST - F.O.B. POINT OF SHIPMENT
EFFECTIVE 02-15-11**

PART #	DESCRIPTION	LIST PRICE	PART #	DESCRIPTION	LIST PRICE
8103001	PLUG, 1/2BSP	\$18.84	8301295	MOTOR, PISTON-2.48 CU.IN./REV	\$1,464.72
8106022	SEAL, NYLON	\$5.51	8301296	MOTOR, HYDRAULIC IRON (ULTRA #	\$1,783.95
8108006	KNOB(MIN.ORDER QTY 1000)937	\$7.93	8301302	MOTOR	\$916.38
8114014	SEAL	\$1.43	8301303	IRON MOTOR 1.2M 45HP REAR PORT	\$1,518.25
8116011	SPRING .275X23 SWGX5/8 LG	\$4.03	8301305	SWINGTRIM HIGH FLOW MOTOR	\$1,479.24
8116200	PKG, 25 LEDGER PLATES(W/FSTNRS)	\$66.72	8401014	ASSEMBLY, FILLER/BREATHER	\$38.77
8116300	BOLTS W/NUTS PKG OF 10	\$5.83	8401041	ELEMENT	\$80.16
8121043	SPACER, THIN- REF. 96-033	\$3.83	8401045	FILTER	\$45.49
8121044	SPACER THICK	\$1.62	8401050	ASY, FILLER BREATHER UCP AB 13	\$65.44
8122700	SMOOTH SECTIONS 3 HVY BOX 25	\$34.30	8401054	ELEMENT, FILTER	\$122.17
8125046	ASSY, CABLE	\$119.55	8401062	FILTER ELEMENT, M/C COLOUR	\$114.09
8125050	FLANGE CABLE	\$8.27	8401063	BREATHER	\$47.20
8125089	CONTROL GATE ASY	\$206.54	8401065	DIFFUSER	\$59.12
8125093	BLOCK, CONTROL - TAPPED	\$153.21	8401089	FILTER ELEMENT	\$104.79
8125095	CARTRIDGE, RELIEF VALVE	\$157.50	8402115	PRINTED CIRCUIT BOARD	\$121.23
8125096	ASSY CABLE COMPLETE	\$138.95	8402125	ASSEMBLY, SOLENOID	\$221.65
8125097	SLEEVE, CABLE	\$31.20	8402133	SWITCH UNIT HALL EFFECT	\$353.93
8125098	FLANGE FOR CABLE ASY	\$15.86	8402135	DECAL, CAUTION LABEL	\$8.51
8125102	ASSY, CABLE PA 91 COMPLETE 3M	\$130.57	8402280	ASSEMBLY, SWITCH BOX	\$1,831.70
8125355	SD14/1 (Z3) 211SL-PSA3/4BSP	\$1,041.34	8501097	1" BSP 210B FS/F90 34IN LG	\$105.69
8126042	ACCUMULATOR 1.0L 41BAR	\$210.84	8501106	5/8BORE SWB RUBBER HOSE 27LG	\$34.34
8126271	ACCUMULATOR, HYD.600 PSI	\$813.96	8501154	HOSE #16-16BSP 16BSP 90F 41LG	\$210.36
8126279	LIFT FLOAT ASY, USA	\$1,160.94	8501175	HOSE, 5/8BORE R2AT 7/8JIC FSX	\$189.27
8126287	VALVE BLOCK-LIFT FLOAT	\$258.72	8501183	HOSE 1RZAT 1BSP FS-90 SPT.	\$348.96
8126326	KIT, LIFT FLOAT	\$588.00	8501205	PRESSURE HOSE SAE100R2A ASY	\$477.86
8130029	HVP 88014-175+ SPRING	\$107.81	8531078	3/4" JIC FS/F90 22" LG HOSE	\$37.37
8130053	SPINDLES REF RCMB/1	\$41.98	8535017	HOSE, HYD 1/4BORE 1/2JICFSX	\$118.77
8130065	ASY, LEVER PIVOT BOX	\$95.51	8535087	HOSE 1/4 1/2JICFSXF90 DEG	\$73.88
8130118	BOOT, RUBBER FOR 8130065	\$7.09	8535092	1/4BSP ST/F-90/F X 22 LG	\$36.72
8130130	RESTRICTOR UNION	\$36.81	8535107	HOSE, 1/4BORE HYD TO SPEC SAE	\$105.00
8130132	3/8BSP-1/2JIC RESTRA 1.5	\$32.41	8538025	HOSE, HYDRAULIC	\$122.19
8130134	SPRING CENTERING KIT	\$35.27	8538065	HOSE #12-3/4BSPST-90-3/4R2AT	\$295.05
8130141	RELIEF VALVE (900 PSI) PLC	\$198.69	8581115	ADAPTOR, 1/4 X 3/8 BSP MALE	\$15.18
8130144	SPINDLE, CABLE	\$60.83	8581145	UNION TO DWG.1/4BSP-3/8BSP	\$12.76
8130147	CARTRIDGE, R/V VMPY/Z3	\$151.70	8581175	UNION 3/8 X 5/8MM BSP	\$18.12
8130149	RV CARTRIDGE 1800 PSI	\$230.32	8581198	ELBOW-90DEG.1/4 BSP	\$26.27
8130156	RELIEF VALVE HOUSING	\$76.38	8581199	OLIVE	\$2.73
8130195	DETENT KIT 13NZ	\$193.30	8581232	ADP HYD ST 1/4BSP-FX1/2JIC-M	\$34.72
8130334	VALVE BLOCK C/W SPOOLS O RINGS	\$822.92	8581254	1/4 BSP M-F-M TEE ADAPTOR	\$27.57
8130391	BLOCK, 3 BANK CONTROL	\$291.82	8581271	ADAPTER HYD ST 3/4MBSP-7/8MJIC	\$12.13
8130417	CONTROL VALVE 3 SPOOL	\$1,266.39	8581285	1/2" BSP M X 3/8" BSP F	\$11.01
8130427	A/H CONTROL VALVE CW CABLES	\$2,516.91	8581330	UNION C/W FITTINGS	\$20.77
8130457	SOLENOID VALVE SINGLE	\$453.15	8581360	ADAPTOR 1/4BSPxM14x1.5 FM	\$13.18
8130616	VALVE 3 SPOOL 160BAR RELIEF	\$1,804.95	8581362	ADAPTOR 3/4" BSPxM26x1.5MM	\$38.05
8131009	M-F TEST UNION 1/2" BSP	\$108.99	8581363	ADAPTOR 90 ELBOW M14x1.5 MF	\$30.98
8201133	KEY, WOODRUFF 4250000	\$29.15	8581379	ADP HYD STGHT 10MBSP-10MJ	\$19.01
8201134	WASHER, TAB 47950000	\$2.72	8590074	QUICK COUPLER MALE HALF #8BSP	\$14.68
8201193	KIT, HYD. PUMP 8.3CC BOLT ON	\$1,222.46	8590084	COUPLER, QUICK RELEASE 1/2BSP,	\$30.53
8201463	PUMP, HYDRAULIC	\$971.25	8600107	O-RING OS.7 PP51-7D 3/8ID X1/	\$1.36
8201466	PUMP, TANDEM	\$1,923.27	8600112	O-RING 5/8IDX 13/16OD	\$1.02
8201700	PUMP, TANDEM IRON	\$1,914.61	8600119	O-RING 1IDX1-1/4OD	\$1.77
8301267	MOTOR C/W UNIONS JIC	\$1,162.20	8600121	O-RING 1-1/8ID X1-3/8OD	\$1.09
8301271	38CC IRON BODY HYD MOTOR	\$2,338.70	8600139	O-RING 200-336-4470 BS1806	\$1.46
8301281	MOTOR, IRON (ULTRA 2TR029)	\$1,225.18	8600302	O-RING 1-3/4ID X 2OD	\$0.25
8301282	IRON MOTOR (ULTRA 2TR037)	\$1,229.82	8600401	O-RING 13/16 ID X 1 OD	\$2.50
8301287	HYDRAULIC MOTOR	\$1,156.92	8600403	O-RING 15/16IDX 1-1/8OD	\$0.63

SOME PARTS SHOWN MAY NOT BE AVAILABLE FOR SALE TO ALL DEALERS. SEE DEALER AGREEMENT FOR DETAILS.


**ALAMO INDUSTRIAL REPAIR & REPLACEMENT PARTS PRICE LIST - F.O.B. POINT OF SHIPMENT
EFFECTIVE 02-15-11**

PART #	DESCRIPTION	LIST PRICE	PART #	DESCRIPTION	LIST PRICE
8600422	O RING 200-138-4490	\$10.45	9100023	M30-BINX NUT 715	\$32.43
8600429	O-RING 200-145-449	\$1.99	9100024	NUT	\$7.11
8600433	O-RING	\$1.50	9100026	NUT, M20 X 2.5 LH THREAD	\$15.02
8600523	O-RING	\$1.17	9100104	WASHER, PLAIN 8MM DIA. BZP	\$0.38
8609107	RING, BACK UP 252-012-1660	\$2.39	9100203	SPRING WASHER	\$0.27
8609429	BACK UP RING	\$6.99	9100204	SPRING WASHER 8MM	\$0.29
8629125	ROTARY SHAFT SEAL, TYPE A	\$8.50	9100205	WASHER, SPRING- 10MM DIA. BZP	\$0.24
8629134	SEAL, SHAFT	\$14.55	9100207	WASHER, SPRING 16MM *BI*	\$0.41
8629139	SEAL	\$34.86	9100208	20MM SPRING WASHER	\$1.02
8629147	WIPER, PISTON ROD	\$8.10	9100305	WASHER, M10 INT. SERRATED	\$0.52
8629148	SEAL GLAND HSG.	\$11.96	9113008	NUT METRIC 20MM-P2.5	\$1.91
8629151	SEAL, SHAFT- FOR HI-TON G/BOX	\$42.30	9143006	NUT METRIC 12MM-P1.75 PL	\$3.09
8629152	PISTON ROD WIPER SEAL	\$6.92	9163004	NYLOC NUT M8	\$0.54
8629158	SEAL, GLAND	\$6.76	9163005	M10 NYLOC NUT	\$0.59
8629160	PISTON SEAL	\$20.13	9200023	M16 X 1.5P X 55LG HT BOLT	\$6.23
8629163	V SEAL, VA 0080	\$9.40	9200025	M16 x 1.5P x 50 LONG BOLT	\$6.53
8629164	SEAL, GLAND	\$6.65	9200031	M16 X 1.5 GRADE 8.8 BOLT 60 LG	\$5.24
8629175	SEAL, ROD	\$25.93	9213085	HEXB METRIC 10-P1.5 - 40MM PL5	\$1.26
8629176	SEAL, WIPER 60X73X6	\$8.74	9213126	HEX HD BOLT M12 X60(COARSE)H.T	\$2.58
8629177	RING, BEARING 63X54X12 EBR63	\$7.17	9243072	SHCS METRIC 5-P0.8 - 35MM PL5	\$1.44
8629181	SEAL, ROTARY SHAFT DIA 35	\$6.86	9293054	CARB METRIC 8-P1.25- 25MM PL5	\$1.02
8629189	SEAL, PISTON	\$26.48	9300014	10MM X 60 CAP SCREW *BI*	\$3.28
8629190	GUIDE RING, NYLON	\$34.55	9300104	SHCS METRIC 10-P1.25- 40MM PL8	\$4.13
8629196	SHAFT SEAL, REF:A16395	\$47.40	9300108	M3 X 20 PAN HEAD POZY	\$0.68
8629213	SEAL, ROTARY SHAFT LIP	\$9.37	9300136	WEDGELOK CAPSCREW M10X45 BZP	\$5.34
8629215	SEAL	\$6.83	9300144	CAPSCREW, WEDGLOK	\$2.28
8629216	SEAL	\$5.63	9300146	M8X8 W POINT SKT.GRUB SCREW	\$1.07
8629239	SHAFT SEAL 40x50x7.0 DEEP	\$5.14	9300149	SPECIAL SCREW	\$4.40
8650102	SEAL, 1/4BSP BONDED	\$1.09	9313044	SHSS GR8.8 8-P1.25-20MM	\$0.82
8650103	SEAL, 3/8BSP BONDED	\$1.12	9313045	HEXB METRIC 10-P1.5 - 20MM 5	\$1.57
8650104	SEAL, 1/2BSP BONDED	\$2.17	9313054	HEXB METRIC 8-P1.25- 25MM	\$0.97
8650105	5/8 BSP BONDED SEAL	\$5.61	9313087	HEXB METRIC 16-P2.0 - 40MM PL5	\$2.54
8650106	SEAL, 3/4BSP BONDED	\$4.07	9313097	M16 X 45 COARSE H.T.	\$2.91
8699114	SEALS FOR 2/4 S HY-FI (SET)	\$141.77	9313117	M16 X 55MM SETSCREW	\$4.12
8699163	KIT, SEAL 3-BANK VALVOIL	\$8.93	9313118	HEXB M20 X 55 (COARSE) H.T.	\$8.12
8699166	KIT, SEAL	\$360.56	9333065	FCMS METRIC 10-P1.50- 30MM PL	\$1.36
8699187	KIT, SEAL-FOR 80 DIA.RAM	\$74.68	9343022	SHCS METRIC 5-P0.8 - 12MM PL9	\$0.80
8699188	KIT, SEAL-FOR 50 DIA.RAM	\$48.37	9343043	CAP SCREW	\$0.84
8699195	SEAL KIT, HR EX & EX+ LFT FL KT	\$8.97	9353076	SHCS METRIC 12x35	\$4.06
8699202	KIT, SEAL	\$52.65	9353085	HEXB METRIC 10-P1.5 - 40MM 5	\$5.34
8699213	KIT, SEAL-RAM	\$42.30	9353095	FSCS METRIC 10-P1.50- 45MM	\$2.69
8699217	SEAL KIT- PA91 REACH ARM	\$106.23	9353097	M16X45 SKT.CSK.SCREW BZP.	\$3.84
8699218	SEAL KIT - ROTOR C/VALVE	\$6.67	9363044	SCREW, SKT GRUB M8 X 20	\$1.25
8699222	SEAL KIT KM 30-38 REVERSIBLE	\$250.01	99338S	PIN ROLL 1/4 X 3/4	\$2.39
8699228	KIT, SEAL, LIFT RAM	\$83.22	9A16165	SETSCREW 3/8 X 5/8 NC	\$3.98
8699234	SEAL KIT FOR PUMP 8201685	\$561.10	9C15183	SETSCREW, SH 5/16NC X 3/8 LG	\$0.87
8699236	KIT, SEAL FOR MOTOR 8301281	\$458.66	9C18204	SETSCREW, SH 1/2 X 1/2NF CUP PT	\$1.46
8699238	KIT, SEAL FOR 8301280/284 MOTOR	\$43.85	B841-100	ASY, PURCH, SNOWBLOWER	\$12,580.00
8699243	SEAL KIT-HYD MOTOR 83 01 287	\$629.89	E8870052	SKID SHOE, FULL LEN - ILL	\$337.18
8719B	HYD CYL 3-1/2 X 1-1/4 X 8 REPH	\$411.58	E8870056	SKID SHOE, FULL LENGTH - ILL	\$339.10
8720	HYDRAULIC CYLINDER	\$231.00	E8880011	BOOM AX HEAD CASTER WHEEL KIT	\$3, 483.65
8720B	HYD CYL 3-1/4 X 1-1/4 X 8 REPH	\$407.70	E8901062	DRIVESHAFT M.F.3070	\$527.80
8721B	HYD CYL 3 X 1-1/4 X 8 REPH	\$386.88	E8921032	PLATE-PUMP MOUNT JOHN DEERE	\$225.29
90.162.12	FLAILHEAD 1500(P) XT MOTORLESS	\$6, 843.65	G2410630	CABLE	\$170.65
90.570.72	SX BKT KIT KUBOTA PL1157	\$972.83	G2410631	ASSY, CABLE SPACE & PIN	\$231.06
90.834.00	LR19 FLAIL BASIC RH CABLE	\$16,463.61	KIT4246	HYDRAULIC KIT	\$2, 247.32

SOME PARTS SHOWN MAY NOT BE AVAILABLE FOR SALE TO ALL DEALERS. SEE DEALER AGREEMENT FOR DETAILS.

ALAMO INDUSTRIAL REPAIR & REPLACEMENT PARTS PRICE LIST - F.O.B. POINT OF SHIPMENT
EFFECTIVE 02-15-11

PART #	DESCRIPTION	LIST PRICE	PART #	DESCRIPTION	LIST PRICE
KIT5429	SEAL KIT FOR #2401 CYLINDER	\$39.30			
KIT5430	SEAL KIT FOR #2402 CYLINDER	\$33.14			
KIT5817	HYDRAULIC KIT	\$580.39			
KIT6469	SUBFRAME KIT	\$3,036.29			
KIT6560	SUBFRAME KIT	\$2,764.37			
KIT7005	SEAL KIT FOR 0693500 CYLINDER	\$35.44			
KIT7025	SUBFRAME KIT	\$2,519.58			
KIT7034	HYDRAULIC KIT	\$5,417.85			
LHPMCK1363	SEAL KIT - CYLINDER-LH000B50	\$58.65			
M0008883	PIN ROLL 1/4 X1-3/4	\$0.82			
MA000229	KEY 5/16 SQ. X 1 LG	\$73.29			
PT103	SEAL, OIL, 3.066 OD X 2.125 ID	\$16.20			
PT104	LOCKNUT, BEARING	\$7.52			
PT105	LOCKWASHER, BEARING	\$5.64			
T7551	PUMP DRIVE COUPLING	\$63.93			
W87	KEY WOODRUFF	\$3.46			





1502 East Walnut St.
Seguin, TX 78155

Sales & Marketing
800-882-5762 830-379-0864 fax
support@alamo-industrial.com

Warranty Registration/Claims
www.alamoparts.com

Return Authorizations
Online Part Orders
Technical Information
www.alamoparts.com
800-356-6286 800-322-5041 fax

www.alamo-industrial.com





TRAXX™RF

Remote-Control Mower

F.O.B. Seguin, TX
NJPA

TRAXX RF™ BASE UNIT STANDARD FEATURES

- ◆ Rubber Tracks w/Steel Cleats (Installed)
- ◆ Spike Kit w/Rubber Transport Pads (Boxed for Customer Assy.)
- ◆ Roll Guard/Frame (Installed)
- ◆ High Pressure Grease Gun Kit (Included)
- ◆ LED Strobe Light (Installed)
- ◆ Towing Kit (Included)

ORDER CODE	DESCRIPTION	LIST PRICE
TRAXX™ RF BASE UNIT		
04773000	TRAXX™RF All-Terrain Vehicle	\$84,838
ATTACHMENTS - Choose One		
04773200	51" (1.3m) Hammer Knife Flail Head	\$9,494
04773100	51" (1.3m) Y Knife Flail Head	\$8,258
OPTIONS		
TR477002	Rubber Tracks (Boxed Set of 2/Customer Assy)	\$3,181
TR477001	Replacement Cutter Shaft with Hammer Knives	\$4,042
TR477128	Replacement Cutter Shaft with Y Knives	\$2,806
TR477130	Additional High Pressure Grease Gun	\$137
TR477147	High Wear Kit for Hammer Knife Flail Head	\$1,618
TR477143	High Wear Kit for Y Knife Flail Head	\$1,534
TR477144	Additional Operators Manual	\$41
TR477145	Additional Parts Manual	\$41

PRICING EFFECTIVE 11-1-11

R012412

TRAXX™RF List Price Sheet for NJPA Members. Contracted discount is 15%.





BUILT SHARPER[®]

WHOLEGOODS PRICING

NJPA

National Joint Powers Alliance



Universal Line
Effective February 15, 2011

Table of Contents

Prices Effective February 15, 2011

Insert Sheet

Wholegoods Sales, Order & Quote Form


<u>Switchblade Sickle Bar</u>	2
<u>Super Heavy-Duty Flail</u>	
SHD 74	4
SHD 88	5
SHD 96	6
Grass King	19
<u>Rotary</u>	
RX60	7
RX72	8
RX72HD	9
RX84 Lift-Type	10
RX84 Pull-Type	11
RX96 Lift-Type	12
RX96 Pull-Type	13
10' Eagle	14
15' Eagle	16
Exten-A-Kut II	18
<u>McConnel® - Rear Mount Booms</u>	
Swingtrim	20
PA41	21
PA47 & PA48M	22

ALL PRICES AND SPECIFICATIONS ARE SUBJECT TO CHANGE WITHOUT NOTICE

SWITCHBLADE

Sickle Bar Mower

F.O.B. Seguin, TX



STANDARD SPECIFICATIONS

- Full Hydraulic Drive of Cutter Knife
- Hydraulically Actuated Breakaway
- Hydraulic Lift and Tilt
- Knife Speed Governor
- 3" Heavy Duty Industrial Rock Guards
- Reversible Hydraulic Motor
- Safety Transport Locks
- Self-Contained Hydraulics
- Cutting Capacity: 1/2" diameter material
- Tractor Req: Min. 3,000 lbs. and a 25 HP rating

PRODUCT ORDER CODE	DESCRIPTION	APPRX. WEIGHT		LIST PRICE
	SWITCHBLADE BASE UNIT <i>(One Choice Required)</i>			
04116007	5' Switchblade Single RH w/Serrated Knives	709		11,474
04117207	6' Switchblade Single RH w/Serrated Knives	723		11,710
	MOUNT KIT <i>(One Choice Required)</i>			
	<i>See Mount Kit Page for Descriptions and Part Numbers</i>			
	OPTIONS			
02974374	Additional Operators and Parts Manuals (Hard Copy)			45
02986457	Additional Operators, Parts & Service Manuals (CD Format)			45
0800000	Factory Mount			1,618
0487100	Knife Holder Brackets (Order Quantity 2 per Unit)	9		116
02977682	Pump Guard Kit			285
02982781	Pump Guard Kit			285
02983392	Pump Guard Kit			285
02985461	Pump Guard Kit			285
02983480	Pump Guard Kit			285
02977682	Pump Guard Kit			285
02982781	Pump Guard Kit			285
0800700	Special Mower Paint			314
00889899	Additional 12 Month Warranty			1,749



Wholegoods Department
(800) 882-5762

SWITCHBLADE MOUNT KIT OPTIONS

SUBFRAME KIT	HYDRAULIC KIT	DESCRIPTION	MAX. TIRE SIZE		LIST PRICE
			FRONT	REAR	
SWITCHBLADE SINGLE WING MOUNT					
02980118	02980119	Cab/2&4wd	11.2-24	16.9-30	3,672
02982965	02982966	Rops 2wd	10.00-16	16.9-30	3,672
02982821	02982819	ROPS/2&4wd	11.2-24	16.9-30	3,672
02982774	02982768	Cab/2&4wd	11.2-24	16.9-30	3,672
02983241	02983239	ROPS/2&4wd	9.5-24	14.9-28	3,672
02975240	02979841	ROPS/2wd	7.50-16	16.9-30	3,672
02977928	02982282	Cab/2wd	7.50-16	16.9-30	3,672
02983098	02983099	ROPS/2&4wd	9.5-24	16.9-30	3,672
02983098	02983101	Cab/2&4wd	9.5-24	16.9-30	3,672
02982523	02982524	ROPS/2&4wd	11.2-24	16.9-30	3,672
02982523	02983229	Cab/2&4wd	11.2-24	16.9-30	3,672
02983935	02983936	Cab/2&4wd	11.2-24	16.9-30	3,672
02977320	02977321	ROPS/2&4wd	11.2-24	16.9-28	3,672
02980118	02980119	Cab/2&4wd	11.2-24	16.9-30	3,672
02984694	02984695	ROPS/2&4wd	11.2-24	16.9-30	3,672
02982821	02982819	ROPS/2&4wd	11.2-24	16.9-30	3,672
02982774	02982768	Cab/2&4wd	11.2-24	16.9-30	3,672

OTHER SPECIFICATIONS

- 1) Tractors should not be ordered with mid-mount loader valves as they may interfere with the subframe structure.
- 2) New Holland TL-A models require a smaller replacement battery. We recommend Exide #34R-84N (Alamo #02982767).
- 3) The will require a modification to the front bolster for proper driveline clearance.




Wholegoods Department
(800) 882-5762

74" SUPER HEAVY DUTY

Flail Mower

F.O.B. Seguin, TX



STANDARD SPECIFICATIONS

- 74" Cutting Width
- 5/16" Side Plates
- CAT I or CAT II Three-Point Hitch
- 4-1/2" x 5/16" Wall Cuttershaft
- 1-15/16" Bore Greaseable, Self Aligning Cuttershaft Bearings
- 60 HP Gearbox
- CAT 4 Driveline
- Belt Drive from Gearbox to Cuttershaft with Automatic Spring Tension
- 6" Adjustable Rear Roller
- 1/2" - 6" Cutting Height
- Available in Fine or Coarse-Cut
- Front & Rear Deflectors
- Factory Set-Up
- Cutting Capacity: 1" diameter material
- Tractor Req: Min 35 HP

PRODUCT ORDER CODE	DESCRIPTION	APPRX. WEIGHT		LIST PRICE
	74" SHD FLAIL BASE UNIT <i>(One Choice Required)</i>			
SH741	74" SHD, Center Mount	930		6,408
SH742	74" SHD, Offset (8" Right)	930		6,408
SH743	74" SHD, Offset (14" Right)	930		6,408
SH744	74" SHD, Center Mount with Caster Brackets	974		6,918
SH745	74" SHD, Offset (8" Right) w/ Caster Brackets	974		6,918
SH746	74" SHD, Offset (14" Right) w/Caster Brackets	974		6,918
	KNIVES <i>(One Choice Required)</i>			
01	Coarse-Cut (3 oz.)			N/C
02	Coarse-Cut (4 oz.)			187
03	Fine-Cut			N/C
	CASTERS <i>(One Choice Required)</i>			
01	Roller Only			N/C
702193	360° Laminated Caster Wheel w/ Roller	154		1,495
702192	360° Pneumatic Caster Wheel w/ Roller	86		1,241
	OPTIONS			
00889899	Additional 12 Month Warranty			1,538
803211	Additional Operators and Parts Manual			45
801002	Special Mower Paint			406
701150	Lift Chain	7		92




Wholegoods Department
(800) 882-5762

88" SUPER HEAVY DUTY

Flail Mower

F.O.B. Seguin, TX



STANDARD SPECIFICATIONS

- 88" Cutting Width
- 10-Gauge Unitized Cutter Housing
- 5/16" Side Plates
- CAT I or CAT II Three-Point Hitch
- 4-1/2" x 5/16" Wall Cuttershaft
- 1-15/16" Bore Greaseable, Self Aligning Cuttershaft Bearings
- 60 HP Gearbox
- CAT 4 Driveline

- Belt Drive from Gearbox to Cuttershaft with Automatic Spring Tension
- 6" Adjustable Rear Roller
- 1/2" - 6" Cutting Height
- Available in Fine or Coarse-Cut
- Torque Limiter Clutch
- Front & Rear Deflectors
- Factory Set-Up
- Cutting Capacity: 1" diameter material
- Tractor Req: Min 40 HP

PRODUCT ORDER CODE	DESCRIPTION	APPRX. WEIGHT	LIST PRICE
	88" SHD FLAIL BASE UNIT <i>(One Choice Required)</i>		
SH881	88" SHD, Center Mount	1035	6,499
SH882	88" SHD, Offset (8.5" Right)	1035	6,499
SH883	88" SHD, Offset (14.5" Right)	1035	6,499
SH884	88" SHD, Offset (20.5" Right)	1035	6,499
SH885	88" SHD, Offset (26.5" Right)	1035	6,499
SH886	88" SHD, Center Mount with Caster Brackets	1069	7,234
SH887	88" SHD, Offset (8.5" Right) w/ Caster Brackets	1069	7,234
SH888	88" SHD, Offset (14.5" Right) w/ Caster Brackets	1069	7,234
SH889	88" SHD, Offset (20.5" Right) w/ Caster Brackets	1069	7,234
SH880	88" SHD, Offset (26.5" Right) w/ Caster Brackets	1069	7,234
	KNIVES <i>(One Choice Required)</i>		
01	Coarse-Cut (3 oz.)		N/C
02	Coarse-Cut (4 oz.)		223
03	Fine-Cut		N/C
	CASTERS <i>(One Choice Required)</i>		
01	Roller Only		N/C
702193	360° Laminated Caster Wheel w/ Roller	154	1,495
702192	360° Pneumatic Caster Wheel w/ Roller	86	1,241
	OPTIONS		
00889899	Additional 12 Month Warranty		1,539
803211	Additional Operators and Parts Manual		45
801002	Special Mower Paint		482
701150	Lift Chain	7	92




Wholegoods Department
(800) 882-5762

96" SUPER HEAVY DUTY

Flail Mower

F.O.B. Seguin, TX



STANDARD SPECIFICATIONS

- ♦ 96" Cutting Width
- ♦ 10-Gauge Unitized Cutter Housing
- ♦ 5/16" Side Plates
- ♦ CAT I or CAT II Three-Point Hitch
- ♦ 4-1/2" x 5/16" Wall Cuttershaft
- ♦ 1-15/16" Bore Greaseable, Self Aligning Cuttershaft Bearings
- ♦ 60 HP Gearbox
- ♦ CAT 4 Driveline
- ♦ Belt Drive from Gearbox to Cuttershaft with Automatic Spring Tension
- ♦ 6" Adjustable Rear Roller
- ♦ 1/2" - 6" Cutting Height
- ♦ Available in Fine or Coarse-Cut
- ♦ Torque Limiter Clutch
- ♦ Front & Rear Deflectors
- ♦ Factory Set-Up
- ♦ Cutting Capacity: 1" diameter material
- ♦ Tractor Req: Min 50 HP

PRODUCT ORDER CODE	DESCRIPTION	APPRX. WEIGHT	LIST PRICE
	96" SHD FLAIL BASE UNIT (One Choice Required)		
SH961	96" SHD, Center Mount	1170	7,237
SH962	96" SHD, Offset (12.5" Right)	1170	7,237
SH963	96" SHD, Offset (18.5" Right)	1170	7,237
SH964	96" SHD, Offset (24.5" Right)	1170	7,237
SH965	96" SHD, Offset (30.5" Right)	1170	7,237
SH966	96" SHD, Center Mount with Caster Brackets	1249	7,726
SH967	96" SHD, Offset (12.5" Right) w/ Caster Brackets	1249	7,726
SH968	96" SHD, Offset (18.5" Right) w/Caster Brackets	1249	7,726
SH969	96" SHD, Offset (24.5" Right) w/ Caster Brackets	1249	7,726
SH960	96" SHD, Offset (30.5" Right) w/ Caster Brackets	1249	7,726
	KNIVES (One Choice Required)		
01	Coarse-Cut (3 oz.)		N/C
02	Coarse-Cut (4 oz.)		244
03	Fine-Cut		N/C
	CASTERS (One Choice Required)		
01	Roller Only		N/C
702193	360° Laminated Caster Wheel w/ Roller	154	1,495
702192	360° Pneumatic Caster Wheel w/ Roller	86	1,241
	OPTIONS		
00889899	Additional 12 Month Warranty		1,539
803211	Additional Operators and Parts Manual		45
801002	Special Mower Paint		526
701150	Lift Chain	7	92



Wholegoods Department
(800) 882-5762

RX60

Rotary Mower

F.O.B. Gibson City, IL



STANDARD SPECIFICATIONS

- ♦ 60" Cutting Width
- ♦ 540 PTO
- ♦ CAT I Three-Point Hitch
- ♦ Pan Blade Carrier
- ♦ Slip Clutch Protection
- ♦ 10-Gauge Rolled Top Deck
- ♦ 1/4" x 9" Side Skirts
- ♦ Continuous Weld Deck to Skirt Seam
- ♦ 110 HP Gearbox
- ♦ CAT 4 Shielded Drivelines
- ♦ Updraft Blades
- ♦ 360° Swivel Tailwheel
- ♦ Rated For 2" Brush
- ♦ Front & Rear Double Chainguards

PRODUCT ORDER CODE	DESCRIPTION	APPRX. WEIGHT		LIST PRICE
<i>SOME ASSEMBLY IS REQUIRED</i>				
RX60 BASE UNIT				
RX020160	RX60 (Round Pan w/Double Chain Guards)	1069		4,213
OPTIONS				
8B208	Additional Operators Manual			46
00889899	Additional 12 Month Warranty			1,444
3570	Check Chains (CAT I)	8		196
02791800	RX60 Special Paint			366




Wholegoods Department
(800) 882-5762

RX72

Rotary Mower

F.O.B. Gibson City, IL



STANDARD SPECIFICATIONS

- 72" Cutting Width
- 540 PTO
- CAT II Three-Point Hitch
- Pan Blade Carrier
- Slip Clutch Protection
- 10-Gauge Rolled Top Deck
- 1/4" x 9" Side Skirts
- Continuous Weld Deck to Skirt Seam
- 110 HP Gearbox
- CAT 4 Shielded Drivelines
- Updraft Blades
- 360° Swivel Tailwheel
- Rated For 2" Brush
- Front & Rear Double Chainguards

PRODUCT ORDER CODE	DESCRIPTION	APPRX. WEIGHT	LIST PRICE
<i>SOME ASSEMBLY IS REQUIRED</i>			
RX72 BASE UNIT			
RX020172	RX72 (Round Pan w/Double Chain Guards)	1252	4,638
OPTIONS			
8B208	Additional Operators Manual		46
00889899	Additional 12 Month Warranty		1,444
3570	Check Chains (CAT I)	8	196
02791800	RX72 Special Paint		439

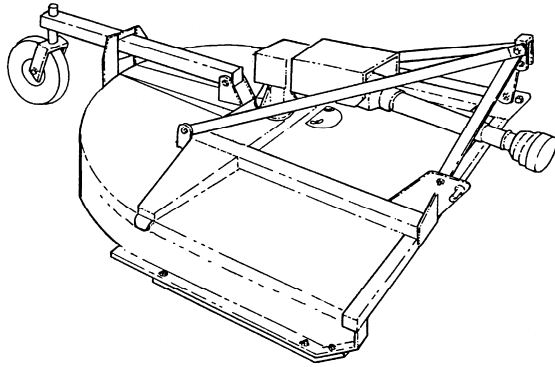


Wholegoods Department
(800) 882-5762

RX72HD

Heavy Duty Rotary Mower

F.O.B. Gibson City, IL



STANDARD SPECIFICATIONS

- 72" Cutting Width
- 540 PTO
- CAT I or II Three-Point Hitch
- Pan Blade Carrier
- Slip Clutch Protection
- 7-gauge top deck
- Continuous Weld Deck to Skirt Seam
- 130 HP Gearbox
- CAT 5 Shielded Drivelines
- 360° Swivel Tailwheel
- Rated For 4" Brush
- Front & Rear Double Chainguards
- Tractor PTO HP Required - 40

PRODUCT ORDER CODE	DESCRIPTION	APPRX. WEIGHT	LIST PRICE
<i>SOME ASSEMBLY IS REQUIRED</i>			
RX72HD BASE UNIT			
RXHD1072	RX72HD 540 Lift-Type w/Double Chain Gds	1275	5,870
OPTIONS			
8B209	Additional Operators Manual		45
00889899	Additional 12 Month Warranty		1,444
TBA	Check Chains	TBA	TBA
02791800	Special Paint		440




Wholegoods Department
(800) 882-5762

RX84

Lift-Type Rotary Mower

F.O.B. Gibson City, IL



STANDARD SPECIFICATIONS

- ♦ 84" Cutting Width
- ♦ 540 PTO
- ♦ CAT II/CAT III Quick Hitch
- ♦ Pan Blade Carriers
- ♦ Slip Clutch Protection
- ♦ 10-Gauge Top Deck
- ♦ 1/4" x 11" Side Skirts
- ♦ Updraft Blades
- ♦ Cuts up to 2 1/2" Brush
- ♦ CAT 4 Shielded Driveline
- ♦ Replaceable Skid Shoes
- ♦ Front & Rear Double Chainguards
- ♦ 130 HP Gearbox

PRODUCT ORDER CODE	DESCRIPTION	APPRX. WEIGHT	LIST PRICE
RX84 LIFT-TYPE BASE UNIT			
RX000184	RX84 540 PTO Lift-Type, Single Tailwheels & Double Chain Guards	1,381	5,064
RX000284	RX84 540 PTO Lift-Type, Dual Tailwheels & Double Chain Guards	1,479	5,451
OPTIONS			
8B208	RX84 Additional Operators Manual		45
00889899	Additional 12 Month Warranty		1,444
3571M	Check Chains (CAT II)	8	421
02791800	RX84 Special Paint		500

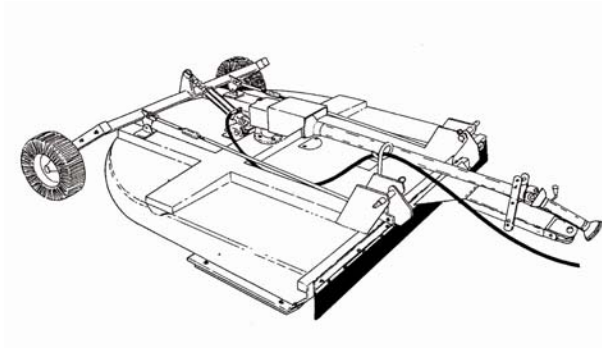


Wholegoods Department
(800) 882-5762

RX84

Pull-Type Rotary Mower

F.O.B. Gibson City, IL



STANDARD SPECIFICATIONS

- ♦ 84" Cutting Width
- ♦ 540 PTO
- ♦ Pull-Type
- ♦ Pan Blade Carriers
- ♦ 10-Gauge Top Deck
- ♦ 1/4" x 11" Side Skirts
- ♦ Updraft Blades
- ♦ CAT 4 Shielded Driveline
- ♦ Slip Clutch Protection
- ♦ Replaceable Skid Shoes
- ♦ Front & Rear Double Chainguards
- ♦ Parking Jack
- ♦ Safety Tow Chain
- ♦ 130 HP Gearbox

PRODUCT ORDER CODE	DESCRIPTION	APPRX. WEIGHT	LIST PRICE
RX84 PULL-TYPE BASE UNIT <i>(Less Wheels)</i>			
RX011184	RX84 540 PTO Pull-Type w/DbI Chain Guards, Hyd Cyld & Hose Kit	1238	6,787
WHEEL & TIRE OPTIONS <i>(One Choice Required)</i>			
00770519	Two Laminated Tires & Wheels	150	418
00770544	Two Used Airplane Tires & Wheels	156	496
00770524	Two 15" Wheels (Wheels Only)	36	108
00770529	Two Implement Tires & Wheels	80	418
OPTIONS			
8B208	RX84 Additional Operators Manual		45
00889899	Additional 12 Month Warranty		1,444
00778158	Spring Shock Absorber	25	712
00755234	Stroke Control	1	40
02791800	RX84 Special Paint	0	500

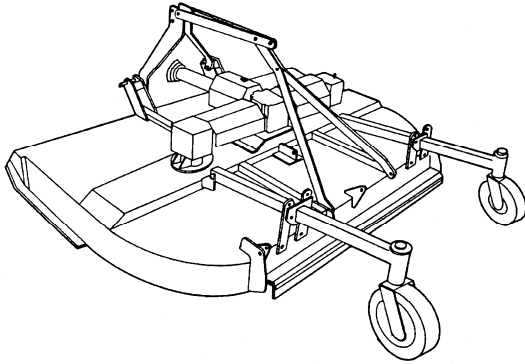


Wholegoods Department
(800) 882-5762

RX96

Lift-Type Rotary Mower

F.O.B. Gibson City, IL



STANDARD SPECIFICATIONS

- ♦ 96" Cutting Width
- ♦ 540 or 1000 PTO
- ♦ CAT II Three-Point Hitch
- ♦ Pan Blade Carriers
- ♦ Slip Clutch Protection
- ♦ 10-Gauge Top Deck
- ♦ 1/4" x 9" Side Skirts
- ♦ Updraft Blades
- ♦ 4" Blade Overlap
- ♦ CAT 4 Shielded Driveline
- ♦ Front & Rear Double Chainguards
- ♦ Replaceable Skid Shoes
- ♦ 120 HP Center Power Divider - 110 HP Gearboxes

PRODUCT ORDER CODE	DESCRIPTION	APPRX. WEIGHT	LIST PRICE
RX96 LIFT-TYPE BASE UNIT			
04200096	RX96 540 PTO Lift-Type, Dual Tailwheel & Double Chain Guards	2024	7,866
OPTIONS			
8B184	RX96 Additional Operators Manual		45
00889899	Additional 12 Month Warranty		1,444
00763420	Offset Adapter Kit (15 3/4 in Offset)	240	2,727
3571M	Check Chains (CAT II)	8	421
02791800	RX96 Special Paint		585




Wholegoods Department
(800) 882-5762

RX96

Pull-Type Rotary Mower

F.O.B. Gibson City, IL



STANDARD SPECIFICATIONS

- ♦ 96" Cutting Width
- ♦ 540 or 1000 PTO
- ♦ Pull-Type
- ♦ Pan Blade Carriers
- ♦ 10-Gauge Top Deck
- ♦ 1/4" x 9" Side Skirts
- ♦ Updraft Blades
- ♦ 4" Blade Overlap
- ♦ CAT 4 Shielded Driveline
- ♦ Slip Clutch Protection
- ♦ Replaceable Skid Shoes
- ♦ Front & Rear Double Chainguards
- ♦ Parking Jack
- ♦ Safety Tow Chain
- ♦ 120 HP Center Power Divider - 110HP Gearboxes

PRODUCT ORDER CODE	DESCRIPTION	APPRX. WEIGHT	LIST PRICE
RX96 PULL-TYPE BASE UNIT (Less Wheels)			
04300096	RX96 540 PTO Pull-Type w/Double Chain Guards	2439	8,994
LIFTING OPTIONS (One Choice Required)			
00554600	Ratchet Lift Screw	15	112
3615	Hydraulic Cylinder & Hose Kit	36	314
WHEEL & TIRE OPTIONS (One Choice Required)			
00770519	Two Laminated Tires & Wheels	150	418
00770544	Two Used Airplane Tires & Wheels	156	496
00770524	Two 15" Wheels (Wheels Only)	36	108
00770529	Two Implement Tires & Wheels	80	418
OPTIONS			
8B184	RX96 Additional Operators Manual		45
00889899	Additional 12 Month Warranty		1,444
00778158	Spring Shock Absorber	25	712
00755234	Stroke Control	1	40
02791800	RX96 Special Paint		586



Wholegoods Department
(800) 882-5762

10' EAGLE

Flex-Wing Rotary Mower

F.O.B. Gibson City, IL

Standard Specifications

- Cutting Width: 126"
- Overall Width: 133"
- Overall Length: 183"
- Transport Width: 88"
- Cutting Height Range: 1-1/2" Min. to 14-1/2" Max
- Self-Leveling Height Adjustment: Hydraulic Cylinder
- Jack Stand: Standard
- Hitch: 3-pt. Hitch, pull
- Blade Carrier: Reinforced Pan
- Blades: 1/2" x 4" or 5/8" x 4"; Updraft
- Blade Overlap: 6"
- Required Horsepower: 50
- Gearbox Rating: * (*Ratings based on actual field performance*)
- Power Divider - 235 HP
- Center & Wing - 205 HP
- Wing Flex Degrees: 90 up, 22 down
- Safety Tow Chain: Standard
- Weight: Approximately 3,850 lbs.
- Output Shaft Diameter: 2-3/8"
- Blade Tip Speed:
 - Center 540 RPM 16,286 FPM
 - Wing 540 RPM 16,415 FPM
- Cutting Capacity: 3-1/2"
- Driveline Size: Main - Cat 5
 - Constant Velocity
 - Wing - Cat 4 or 5
- Driveline Protection: Slip Clutch
- Deck Thickness: 7 gauge
- Side Skirt: 1/4" x 10-1/2"
- Tires & Wheel: Foam-filled used airplane
- Wing Lift Hydraulics: Standard
- Double Chainguards
- Mower Warranty: One year limited
- Gearbox Warranty: 5 year limited

PRODUCT ORDER CODE	RPM	Main Driveline	Wing Driveline	Safety Guards	Tires	Deck Rings	Appx Wt.	LIST PRICE
04052010	540	Cat 5-Constant Velocity	Cat 5	Double Chainguards	5 Foam Filled Airplane	No	3,850	19,342
04052110	540	Cat 5-Constant Velocity	Cat 5	Double Chainguards	5 Foam Filled Airplane	Yes	3,850	19,592
OPTIONS								
00380200	Open Center Three-Spool Valve						40	619
00759833	Closed Center Three Spool Valve						40	604
00759684	Valve Mtg. Kit (Hoses, Shields, Ftgs.)						20	455
00780570	Winch & Stand						34	765
00769178	Ball Hitch (2-5/16" Ball)						50	504
00773869	Pintle Hitch Kit (Requires Tractor Drawbar Modification)						50	944
00774802	Auxiliary Spindle Kit for Dual Wheels On Wing (Requires 1 Additional Tire and Wheel)						24	433
00779389	Heavy Duty Updraft Blades (10' Eagle Only)						100	299
02791800	Special Paint (Call before quoting)							721
00889899	Additional 12 Month Warranty							2165
00780567C	Additional Operators Manual							45
00780567P	Additional Parts Manual							n/c

PRICING CONTINUED ON NEXT PAGE



Wholegoods Department
(800) 882-5762

10' EAGLE

Flex-Wing Rotary Mower -Pricing Continued

WHEEL & TIRE OPTIONS (SELECT FROM ONE GROUP OF TIRES) (5 OR 6 REQUIRED)		Appx Wt.	LIST PRICE EACH
00008700	15" Wheel	18 each	54
00025200	Laminated Tire & Wheel	75 each	209
00749698	Implement Tire & Wheel	40 each	209
00771461	Used Airplane Tire & Wheel	78 each	248
00766911	Foam-Filled Used Airplane Tire & Wheel - Standard	75 each	278
SHIPPING CONFIGURATION			
00888802	Fully Assembled		N/C
00888703	Unassembled, Shipped in Bundles		N/C



Wholegoods Department
(800) 882-5762

15' EAGLE

Flex-Wing Rotary Mower

F.O.B. Gibson City, IL

Standard Specifications

- ◆ Cutting Width: 180"
- ◆ Overall Width: 186"
- ◆ Overall Length: 183"
- ◆ Transport Width: 96"
- ◆ Cutting Height Range: 1-1/2" Min. to 14-1/2" Max
- ◆ Self-Leveling Height Adjustment: Hydraulic Cylinder
- ◆ Jack Stand: Standard
- ◆ Hitch: 3-pt. Hitch, pull
- ◆ Blade Carrier: Reinforced Pan
- ◆ Blades: 1/2" x 4" or 5/8" x 4"; Updraft
- ◆ Blade Overlap: 6"
- ◆ Required Horsepower: 50
- ◆ Gearbox Rating: * (Ratings based on actual field performance)
- Power Divider - 235 HP
- Center & Wing - 205 HP
- ◆ Wing Flex Degrees: 90 up, 22 down
- ◆ Safety Tow Chain: Standard
- ◆ Weight: Approximately 5,435 lbs.
- ◆ Output Shaft Diameter: 2-3/8"
- ◆ Blade Tip Speed:
 - Center 540 RPM 16,286 FPM
 - 1000 RPM 16,380 FPM
 - Wing 540 RPM 16,415 FPM
 - 1000 RPM 17,137 FPM
- ◆ Cutting Capacity: 3-1/2"
- ◆ Driveline Size: Main - Cat 5
 - Constant Velocity
 - Wing - Cat 5
- ◆ Driveline Protection: Slip Clutch
- ◆ Deck Thickness: 7 gauge
- ◆ Side Skirt: 1/4" x 10-1/2"
- ◆ Tires & Wheel: Foam-filled used airplane
- ◆ Wing Lift Hydraulics: Standard
- ◆ Double Chainguards
- ◆ Mower Warranty: One year limited
- ◆ Gearbox Warranty: 5 year limited

PRODUCT ORDER CODE	RPM	Main Driveline	Wing Driveline	Safety Guards	Tires	Deck Rings	Appx Wt.	LIST PRICE
04052015	540	Cat 5-Constant Velocity	Cat 5	Double Chainguards	6 Foam Filled Airplane	No	5,435	22295
04052115	540	Cat 5-Constant Velocity	Cat 5	Double Chainguards	6 Foam Filled Airplane	Yes	5,435	22614
OPTIONS								
00380200	Open Center Three-Spool Valve						40	619
00759833	Closed Center Three Spool Valve						40	604
00759684	Valve Mtg. Kit (Hoses, Shields, Ftgs.)						20	455
00780570	Winch & Stand						34	765
00769178	Ball Hitch (2-5/16" Ball)						50	504
00773869	Pintle Hitch Kit (Requires Tractor Drawbar Modification)						50	944
00774803	Auxiliary Spindle Kit for Dual Wheels On Wing (Requires 2 Additional Tires and Wheels)						45	433
00779383	Heavy Duty Updraft Blades (15' Eagle Only)						100	386
02791800	Special Paint (Call before quoting)							721
00889899	Additional 12 Month Warranty							2165
00780567C	Additional Operators Manual							45
00780567P	Additional Parts Manual							n/c

PRICING CONTINUED ON NEXT PAGE



Wholegoods Department
(800) 882-5762

15' EAGLE

Flex-Wing Rotary Mower - Pricing Continued

WHEEL & TIRE OPTIONS (SELECT FROM ONE GROUP OF TIRES) (6 OR 8 REQUIRED)		Appx Wt.	LIST PRICE EACH
00008700	15" Wheel	18 each	54
00025200	Laminated Tire & Wheel	75 each	209
00749698	Implement Tire & Wheel	40 each	209
00771461	Used Airplane Tire & Wheel	78 each	248
00766911	Foam-Filled Used Airplane Tire & Wheel - Standard	75 each	278
SHIPPING CONFIGURATION			
00888802	Fully Assembled		N/C
00888703	Unassembled, Shipped in Bundles		N/C




Wholegoods Department
(800) 882-5762

EXTEN-A-KUT II

Rear-Mount Offset Rotary Mower

F.O.B. Seguin, TX



STANDARD SPECIFICATIONS

- 60" Cutting Width
- CAT II Three-Point Hitch
- 60-Gallon Hydraulic Reservoir
- 12'6" Maximum Reach from Right Side of Tractor
- 180° Head Tilt
- 79 HP Hydraulic Pump Attached to a Speed In increaser
- 10-Gauge Deck with Boxed Channel Frame
- 81 HP Hydraulic Motor Directly Splined to Spindle
- 2" Spindle in a Unibody Cast Housing
- Bar Blade Carrier
- 1/2" x 4" Updraft Blades
- Front & Rear Double Chainguards

PRODUCT ORDER CODE	DESCRIPTION	APPRX. WEIGHT	LIST PRICE
	EXTEN-A-KUT II BASE UNIT <i>(One Choice Required)</i>		
04700014	Exten-A-Kut II, 540 PTO, Bar Blade Carrier	1620	12,767
04700011	Exten-A-Kut II, 540 PTO, Pan Blade Carrier	1650	12,958
	FRONT GUARD <i>(One Choice Required)</i>		
00775779	Front Double Chain Guard	58	718
	REAR GUARD <i>(One Choice Required)</i>		
00775779	Rear Double Chain Guard	58	718
	OPTIONS		
00889899	Additional 12 Month Warranty		1,444
02969111	Additional Operators and Parts Manual		45
02281000	Valve Kit (Open Center)	40	730
02281001	Valve Kit (Closed Center)	40	827
02958990	Valve Mount Kit (Fender Mounted)	6	77
00777523	Tail Wheel Kit (Ser.#011804 & Up)	72	754
02964902	Cable & Clamp Kit	12	21
02791800	Special Paint		332




Wholegoods Department
(800) 882-5762

GRASS KING

62" & 74" Offset Flail Mowers

F.O.B. Seguin, TX



STANDARD SPECIFICATIONS

- 6"x8"x3/16" Welded Rectangular Tube Frame
- 360 degree Rotating Rear Caster Wheel
- CAT I or CAT II Three-Point Hitch
- 50 to 90 Horsepower Tractor Required
- Hydraulic Piston Pump Rated @ 4000 PSI
- CAT 4 Driveline
- 1 to 4 Speed Inceaser
- 14 Gallon Hydraulic Reservoir
- 12 Micron Filtration System
- 10 Gauge Unitized Cutter Housing
- 62" or 74" Cutting Widths
- 1/2" Inboard & 5/16" Outboard End Plates
- Replaceable Skid Shoes
 - 4-1/2"x5/16" Bore, Greasable, Self-Aligning Cuttershaft Bearings
- 74 HP Motor
 - Belt Drive from Motor to Cuttershaft with Automatic Spring Tension
- 6" Adjustable Rear Roller
- 1/2" - 6" Cutting Height
- Available in Fine or Coarse-Cut
- Front & Rear Deflectors
- Cutting Capacity: 1" diameter material
- Tractor Req: Min 50-90 HP range

PRODUCT ORDER CODE	DESCRIPTION	APPRX. WEIGHT	LIST PRICE
GRASS KING FLAIL BASE UNIT (One Choice Required)			
04006200	Grass King 62" Flail Mower	2038	16,478
04006202	Grass King 62" Flail Mower w/ Extreme Service Knives	2032	16,983
04007400	Grass King 74" Flail Mower	2080	17,077
04007410	Grass King 74" Flail Mower w/ Extreme Service Knives	2074	17,277
LIFT PIN OPTIONS (One Choice Required)			
02965040	Lift Pin CAT I	8	N/C
02965050	Lift Pin CAT II	8	N/C
OPTIONS			
00889899	Additional 12 Month Warranty		721
02965180	Additional Operators and Parts Manual		45
3570	Check Chains (CAT I)	8	196
3571M	Check Chains (CAT II)	15	421
00756655	Jack Assembly	11	83
02791800	Special Mower Paint		332




Wholegoods Department
(800) 882-5762

SWINGTRIM

Articulated Rear-Mount Boom Mower

F.O.B. Seguin, TX



STANDARD SPECIFICATIONS

- ♦ CAT I Three-Point Hitch
- ♦ Boom Reach: 11' Up, 14' Out, 6' Down
- ♦ Double Swing
- ♦ Main Boom Arm is 2-3/4" Tubing
- ♦ Secondary Boom Arm is 2-1/4" Tubing
- ♦ Mechanical Breakaway
- ♦ Tractor-Supplied Hydraulics or Optional Tank Kit
- ♦ 5' Sickle Bar Head

PRODUCT ORDER CODE	DESCRIPTION	APPRX. WEIGHT		LIST PRICE
SWINGTRIM BASE UNIT <i>(One Choice Required)</i>				
04090334	5' Swingtrim (Low-Flow, Requires 5 GPM)	460		10,240
04090337	5' Swingtrim (Hi-Flow, Requires 8 GPM)	460		10,240
MOUNT KIT				
<i>Any tractor with CAT I, Three-Point Hitch, 540 PTO Shaft, 15 HP Minimum, 1210 Pound Minimum Tractor Weight. Tractor must have open center hydraulic system with maximum pressure relief setting of 3000 PSI. Front counterweight may be required.</i>				
OPTIONS				
00889899	Additional 12 Month Warranty			721
00763548CA	Additional Operators and Parts Manual			45
1090347	540 PTO Pump & Tank Hydraulic Kit (High Flow Only)			2,170



Wholegoods Department
(800) 882-5762

PA41

Rear-Mount Boom Mower

F.O.B. Seguin, TX



STANDARD SPECIFICATIONS

- Welded Tubular Frame
- CAT I or CAT II Three-Point Hitch
- 17 Gallon Reservoir
- Self-Contained Hydraulics
- Output Horsepower: 25 hp
- Boom Reach: Up-16'8", Out-13'8"
- 1" Cutting Capacity
- Tractor Horsepower: 45 PTO hp Minimum
- Tractor Weight: 4,010 lbs Minimum*
- Machine Weight With Flail & Oil: 1,409 lbs

PRODUCT ORDER CODE	DESCRIPTION	APPRX. WEIGHT		LIST PRICE
PA41 BASE UNIT				
04090258	PA41 RH Rear-Mount Boom Mower w/Lift Float & Cable Control	1360		12,883
MOWER HEAD				
02987797	39" Sliding Pivot Universal Flail	418		6,661
SAFETY KITS (One Choice Required)				
02964407	Cab Screen Kit			n/c
00765754	Rops Cage Kit			n/c
MOUNT KITS				
<i>Any tractor with CAT I or CAT II, three-point hitch, 540 PTO shaft, 45 PTO hp minimum. Front counterweight may be required.</i>				
OPTIONS				
00889899	Additional 12 Month Warranty			1,082
TBA	Additional Operators and Parts Manual			45

* This product line is not recommended for Kubota tractors.



Wholegoods Department
(800) 882-5762

MCCONNEL REAR-MOUNT BOOMS

PA47 & PA48M

F.O.B. Seguin, TX



STANDARD SPECIFICATIONS

- ♦ Welded Tubular Frame
- ♦ CAT II Three-Point Hitch
- ♦ Reservoir Capacity:
PA47: 39 gal / PA48M: 47 gal
- ♦ Self-Contained Hydraulics
- ♦ Output Horsepower:
PA47: 45 hp / PA48M: 54 hp
- ♦ Boom Reach:
PA47: Up-16'0", Out-14'0"
PA48M: Up-16'5", Out-15'0"
- ♦ 2" Cutting Capacity
- ♦ Minimum Tractor Horsepower:
PA47: 50 PTO hp / PA48M: 60 PTO hp
- ♦ Minimum Tractor Weight:*
- PA47: 5,512 lbs / PA48M: 6,614 lbs
- ♦ Machine Weight With Flail & Oil:
PA47: 2,151 lbs / PA48M: 2,750 lbs

PRODUCT ORDER CODE	DESCRIPTION	APPRX. WEIGHT		LIST PRICE
PA47 & PA48M BASE UNITS <i>(One Choice Required)</i>				
04090260	PA47 Rear -Mount Boom	1951		16,474
04090262	PA48M Rear-Mount, Mid-Cut Boom	1985		19,102
MOWER HEAD <i>(One Choice Required)</i> <i>See Options to Order Extra Mower Heads</i>				
02987798	PA47 - 47" Supercut Flail w/F91 Competition Knives	660		7,438
02987799	PA48M - 47" Multicut Flail w/Competition Knives	665		7,960
02988618	PA47/48M - 48" Rotary w/Flaps	600		7,210
SAFETY KITS <i>(One Choice Required)</i>				
02964407	Cab Screen Kit			n/c
00765754	Rops Cage Kit			n/c
MOUNT KIT				
<i>Any tractor with CAT II, three-point hitch, 540 PTO shaft, 60 Eng HP minimum. Front counterweight may be required.</i>				
OPTIONS				
00889899	Additional 12 Month Warranty			1,082
TBA	PA47 Additional Operators & Parts Manual			45
TBA	PA48M Additional Operators & Parts Manual			45

* This product line is not recommended for Kubota tractors.



Wholegoods Department
(800) 882-5762



1502 East Walnut St.
Seguin, TX 78155

Sales & Marketing
800-882-5762 830-379-0864 fax
support@alamo-industrial.com

Warranty Registration/Claims
www.alamoparts.com

Return Authorizations
Online Part Orders
Technical Information
www.alamoparts.com
800-356-6286 800-322-5041 fax

www.alamo-industrial.com



AGRICULTURAL EQUIPMENT

U.S. PRICE LIST

PUMA™ SERIES TRACTORS

PL-100 PM REVISION 15

SAP PRICE LIST 017 C3

EFFECTIVE APRIL 1, 2014

THIS IS A COMPLETE REVISION

This price list is intended for dealers with AG contracts only.

This Complete Revision includes prices for the Model Year and replaces all prior revisions.

The prices included in this revision supersede any prices established prior to the effective date shown unless specifically identified in a price bulletin as superseding this price list.

NOTE: Dealers should retain prior price list pages for any discontinued machines or attachments remaining in inventory.

Copyright 2014 By

CNH America LLC



GENERAL INFORMATION

ADVANCE FREIGHT

Advance freight will be added to the machinery invoice as a separate net charge for machinery shipped from field locations or from other than specified Ex Works locations.

PRICES

Prices are Ex Works factory, where the goods are manufactured, except where noted. For detailed information concerning prices, please refer to your OPERATING GUIDE.

CONTENTS OF ORGANIZATION

CNH America LLC issues price lists and revisions covering each Case IH contract. The U.S. Price List is published in U.S. funds and the Canadian Price List is published in Canadian funds. Ensure that you are using the correct price list. U.S. or Canada is referenced at the top of each page and the Canadian price lists have a Maple Leaf on the price list cover page.

Freight, duty and sales taxes are NOT included in any wholegoods or attachment prices shown in the price list. Any appropriate freight, duty, Federal, State, and Provincial taxes will be added to the machinery invoice as separate net charges.

PROCEDURE

The price pages for each machine (or group of machines) lists both "Factory Supplied Options" and/or "Factory Supplied Attachments."

Each price list is comprised of the various machines sold under that contract. Each price book section has "Factory Supplied Options" and/or "Factory Supplied Attachments" price pages. When ordering and pricing a machine follow the ordering instructions listed for that machine. Attachments listed following the "Factory Supplied Attachments" heading are available for installation in the field.



GENERAL INFORMATION

DISTRIBUTION OF PRICE LISTS

Price lists and periodic price list revisions will be posted on the Dealer Portal, and distributed electronically when possible.

Printed copies of current price lists, index tabs and binders can be purchased from the Document Management Center (DMC). Orders should be placed only through the DMC web site link located on the Dealer Portal.

Document Management Center (DMC)
2205 Durand Avenue
Racine, WI 53403

DMC customer service:
(for inquiries - not to place orders)
(262)636-7540
Internal E-mail: #NA DMC ORDER CENTER

Complete U.S. Price List is PL-100
Complete Canadian Price List is PLC-100

Periodic price list revisions are usually accompanied by a cover sheet which carries instructions on price page changes and where to insert replacement or new price pages. The revisions are dated and are effective as of that date.



**PUMA™ SERIES TRACTORS
TABLE OF CONTENTS**

PUMA SERIES TRACTORS

PUMA™ 185-220 FPS TRACTORS (POWERSHIFT)

Standard Features	1
Price List	4

PUMA™ 185-240 CVT TRACTORS

Standard Features	19
Price List	22

CHARTS

PUMA TIRE CHART	36
SHIPPING WHEEL PROGRAM	37
CASE IH PURCHASED PROTECTION PROGRAM	38

**PUMA™ 185-220 FPS TRACTORS
US PRICE LIST**

**(Ex Works Port of Entry)
Standard Equipment**

HORSEPOWER:

Puma 185 FPS
155 PTO HP @ 2100 RPM
Power Boost - provides up to 25
additional engine horsepower

Puma 200 FPS
170 PTO HP @ 2100 RPM
Power Boost - provides up to 25
additional engine horsepower

Puma 220 FPS
185 PTO HP @ 2100 RPM
Power Boost - provides up to 20
additional engine horsepower

ENGINE:

411 cu. in. (6.7 L) Displacement
6 Cylinder Turbocharged and
Intercooled
Electronic Power Management and
Constant RPM feature
Tier 4 B/Final Emissions Compliant
4 valves per cylinder
Power Boost - provides additional
engine horsepower during
non-stationary PTO/hydraulics
activation or transport
(16th gear and higher)
Bosch Common Rail Fuel Injection
Air Cleaner w/ Precleaner and Exhaust
Aspiration
Dual Element Air Filter
Hand and Foot Throttle
Grid Heater Starting Aid
Visctronic® electronic controlled
fan drive
103 Gallon (390L) Fuel Tank
13.2 Gallon (50L) Diesel Exhaust
Fuel (DEF) Tank
Fuel Water Sensor
Automatic Engine Shut Down System
(Stationary Application)
Dual Fuel Filters

ENGINE: (continued)

RH "A" Post Exhaust w/ integral muffler
Fuel Cooler

OPERATOR PROTECTIVE STRUCTURE:

Deluxe Air Suspension Seat with
Operator Presence Switch & Seat Belt
MultiControl Armrest with Integrated
Transmission, Throttle, PTO and
Hitch Controls
Tilt and Telescoping Steering Wheel
Heater and Air Conditioning
Tinted Glass with Sun Shade
Hinged Rear Window
Radio Ready Speakers, Antenna and
Wiring Harness
Two-speed Intermittent Front
Wiper/Washer
Rear Intermittent Wiper/Washer
Interior Dome Light
Digital Clock
Column Mounted Left Hand
Clutchless Shuttle
Two External Mirrors
Programmable Automatic Basic
End-of-Row Functions
Left Hand Storage

INSTRUMENTATION:

A-Post mounted Analog/Digital
Instrument Cluster with display of
engine oil pressure, fuel level,
coolant temperature and speed,
hitch and PTO operational indicators

TRANSMISSION:

18-Forward/6-Reverse speed, full
powershift Forward/Neutral/Reverse
shift on-the-go power shuttle
(right- or left-hand)

**PUMA™ 185-220 FPS TRACTORS
US PRICE LIST**

**(Ex Works Port of Entry)
Standard Equipment**

AXLES:

Class 4 MFD Heavy Duty Front Axle:
Electro Hydraulic Multi-plate Front Axle
Diff Lock
Standard front tires: 16.9R30 (R1W)

Rear Bar Axle:

112 in. (2845mm) length
Automatic MFD/ Differential Lock
Control System
Standard rear tires (singles):
20.8R42; 520/85R42 (R1W)
Cast or Steel

STEERING AND BRAKES:

Hydrostatic Power Steering
Hydraulic Wet Disc Power Brakes
(self-equalizing/self-adjusting)
Independent parking brake controlled
by hand lever with steering-column-
mounted, shuttle-lever-operated
FNRP transmission park lock

HYDRAULICS:

Closed-Center Pressure Flow
Compensating Hydraulic System
30 Gal/min (113 L/min) Pump
for Hitch and Remote Valves
17 Gal/min (66 L/min) Pump
for Steering and Operating Circuits
Total tractor flow 47 gpm (178 lpm)
3 Closed-center Electronic Remote
Valves with selectable detents and
in cab flow control for use with mid
mount valves and/or electronic
remotes
Hydraulic Tapping Port
(Power Beyond Ready)
Fender mounted hydraulic 3rd
remote activation switch
(standard on Electronic remote valve
configuration models only)

HITCH AND LINKAGE:

Electronic Draft Control with Fast
Raise/Lower Switch and
Dynamic Ride Control
Rear Fender Mounted 3-point
Raise and Lower Switches
10,200 lb/4626 kg OECD rated lift
capacity with dual 90 mm external
assist cylinders
Cat II/IIIN Telescoping Link Ends
Sway Block Stabilizers
Independent Offset Swinging Drawbar -
Cat III with Hammerstrap

PTO:

Independent 540/1000 rpm
Interchangeable Shaft
Automatic Soft Start PTO
Fender mounted PTO on/off switch
Auto PTO Management System
Flip-up PTO Guard

ELECTRICAL:

Advanced Processor
150 amp Alternator
Gear Starter Motor (4.2 kW)
Four Pin, 40 amp Implement Socket
Single Pin (8 amp) Accessory
Power Socket
7 Pin Outlet for Trailer & Implement
Lighting
One 12-volt 1300 cca Battery
Electronic Service Tool Connection
in Cab
ISO/JD (30 amp) Socket
ISO BUS 11783 rear breakaway socket
15 amp Screw-Type Positive/Negative
Terminals
Battery Boost Terminals
Two Roof Mounted Single-Pin Outlets
for Beacon Cigar Lighter

**PUMA™ 185-220 FPS TRACTORS
US PRICE LIST**

**(Ex Works Port of Entry)
Standard Equipment**

LIGHTING:

- (12) Halogen Worklights
- (4) Hood Mounted Forward Facing
- (2) Cab Roof Mounted Forward Facing
- (2) Cab Mounted Rear Facing
- (2) Rear "C" Post Mounted Rear Facing
- (2) Grab Rail Mounted Forward Facing
- Two Taillights
- Self cancelling audible warning turn signals
- Front and Rear Flashing Safety Lights

OTHER STANDARD EQUIPMENT:

- SMV Emblem
- Factory Ready for Rotary Beacon
- Factory Ready for Reversing Alarm
- Fuel Tank Guard
- Exterior Toolbox
- Horn
- English Operator's Manual

EX WORKS:

- Wholegoods
(Ex Works Port of Entry)
- Factory Supplied Attachments
(Ex Works Racine, WI)

Visctronic® is a registered trademark of BorgWarner Inc.

NEBRASKA TEST REPORT STATUS:

- Nebraska Temporary Sales Permit to be applied for



**PUMA™ 185-220 FPS TRACTORS
US PRICE LIST**

(Ex Works Port of Entry)
Models

COMMERCIAL MODEL	ENGINE POWER	Weight	List Price
PUMA 185 FPS T4B	185 HP		\$164,645.00
PUMA 200 FPS T4B	200 HP		\$172,437.00
PUMA 220 FPS T4B	220 HP		\$180,692.00

Factory Supplied Options

Order Code	Description	Weight	List Price
OPERATOR STRUCTURE			
SD T9202 OPERATOR STRUCTURE #2			
X0124XX	Deluxe Cab w/Heat & A/C		No Charge
SD T9252 CAB SUSPENSION			
391183	No Cab Suspension.		No Charge
758159	Mechanical cab suspension Not compatible with 520/85 R46 tires		\$1,514.00
CAB			
SD T9310 CAB-COMFORT PACKS			
391176	Comfort Pack #1 Includes deluxe seat, manual armrest adjustment, plain LH trim, radio ready and speakers (no radio), and manual A/C		No Charge
758255	Comfort Pack #2 Includes deluxe seat, manual armrest adjustment, fabric passenger seat, basic radio (less Bluetooth), and manual A/C		\$832.00
758256	Comfort Pack #3 Includes deluxe seat, manual armrest adjustment, fabric passenger seat, basic radio (less Bluetooth), and automatic A/C		\$1,948.00
758257	Comfort Pack #4 Includes low-frequency seat (intermediate seat), manual armrest adjustment, fabric passenger seat, basic radio (less Bluetooth), and manual A/C		\$1,924.00
758258	Comfort Pack #5 Includes low-frequency seat (intermediate seat), manual armrest adjustment, fabric passenger seat, Bluetooth radio and speakers, and automatic A/C		\$3,440.00

**PUMA™ 185-220 FPS TRACTORS
US PRICE LIST**

(Ex Works Port of Entry)

	758259	Comfort Pack #6 Low frequency suspension-heated seat, BT radio, automatic A/C, passenger seat, electric adjustment of MultiController and rear sunshade		\$3,810.00
	758260	Comfort Pack #7 Semi-active suspension driver seat with leather cover, BT radio, automatic A/C, electric adjustment of MultiController		\$3,734.00
	758261	Comfort Pack #8 Includes leather seat, electric armrest adjustment, leather passenger seat, Bluetooth radio and speakers, and automatic A/C		\$4,648.00
	758262	Comfort Pack #9 Includes leather seat, electric armrest adjustment, leather passenger seat, Bluetooth radio and speaker, carpet and automatic A/C		\$4,812.00
	758263	Comfort Pack #10 Includes leather seat, electric armrest adjustment, leather passenger seat, Bluetooth radio and speakers, carpet, automatic A/C and rear sunshade		\$4,983.00

SD_T9330 CAB-VISIBILITY PACKS

	391179	Visibility Pack #1 Includes standard front and rear glass and mechanical telescopic mirrors		No Charge
	758139	Visibility Pack #2 Includes standard front and rear glass, high-visibility window and mechanical telescopic mirrors		\$495.00
	758140	Visibility Pack #3 Includes standard front and rear glass and electric telescopic mirrors		\$448.00
	758141	Visibility Pack #4 Includes standard front and rear glass, high-visibility window and electric telescopic mirrors		\$943.00
	758142	Visibility Pack #5 Includes heated front and rear glass and mechanical telescopic mirrors		\$673.00
	758143	Visibility Pack #6 Includes heated front and rear glass, high-visibility window and mechanical telescopic mirrors		\$1,168.00
	758145	Visibility Pack #7 Includes heated front and rear glass and electric telescopic mirrors		\$1,121.00
	758146	Visibility Pack #8 Includes heated front and rear glass, high-visibility window and electric telescopic mirrors		\$1,616.00

**PUMA™ 185-220 FPS TRACTORS
US PRICE LIST**

(Ex Works Port of Entry)

WORK LIGHTING

SD_T9215 RH FENDER HID LIGHT

	391201	Halogen worklights Halogen Work Lights (8) Includes: 2 worklights on front cab roof 2 worklights on rear cab roof 2 lights on grabrails 2 lights on C pillars		No Charge
	758170	Xenon Hood worklight Halogen and Xenon worklights (9) Includes: 2 halogen worklights on front cab roof 2 halogen worklights on rear cab roof 2 halogen lights on grabrails 2 halogen lights on C pillars 2 Xenon hood lights		\$90.00
	758171	Full Xenon worklight Full Xenon Worklight Package (9) Includes: 2 Xenon worklights on front cab roof 2 Xenon worklights on rear cab roof 2 Xenon lights on grabrails 2 Xenon lights on C pillars 2 Xenon lights on hood		\$2,866.00

BEACON LIGHTING

SD_T9146 ROTARY BEACON

	XT9146X	Less LH rotary beacon		No Charge
	758168	Right Hand Drive Beacon Only		\$357.00
	758169	LH and RH Rotary Beacons		\$714.00

TRANSPORT LIGHTS

SD_T8708 EXTREMITY LIGHTING

	391206	Std Less Extremity Light Pkg.		No Charge
--	--------	-------------------------------	--	-----------

SD_T9237 HIGH LEV.ROAD LIGHT

	391188	LESS High Level Roadlight		No Charge
	758165	High Mount Roadlight High mount Roadlight - RH dip		\$276.00

**PUMA™ 185-220 FPS TRACTORS
US PRICE LIST**

(Ex Works Port of Entry)

DISPLAY MOUNTING

SD_T9223 RH WINDOW BAR MOUNT

	391182	NO Window Bar/Display		No Charge
	758153	Monitor Mounting Bracket. Includes bracket only		\$137.00
	758154	RH Window Bar Display Ready. Window mounting kit for AFS Pro 700, AFS Pro 600, Includes bracket, AFS Ready harness and window mount without monitor.		\$222.00
	758156	RH Window Bar w/Large Display. AFS Pro 700 color touch screen display attached to right hand window bar. Includes AFS Pro 700, window monitor mounts, harness. AFS desktop mapping software and data card available through parts.		\$5,305.00

SD_T9228 RH ARMREST MOUNT

	391180	No RH Display		No Charge
	758147	Display Ready: Pre-wired MultiControl armrest with mounting bracket and AFS ready harness to mount optional AFS Pro 700 display		\$239.00
	758150	AFS 700 Touchscreen MultiControl armrest with AFS Pro 700 color touch screen display. AFS desktop mapping software and data card available through parts.		\$5,322.00

PRECISION FARMING

AUTOGUIDANCE

SD_T7613 AUTO GUIDANCE

	391231	Basic HMC		No Charge
	758270	Adv EOR w-Reconfig MFH Advanced End-of-Row with reconfigurable Multi-function handle assignment designation rear remotes. For functionality of Advanced End-of-Row and reconfigurable Multi-function handle assignment designation rear remotes, a Pro 700 display will need to be ordered, either option code 758150 or 758156. This requirement is valid for option code 758270, 758271, 758272 and 758273.		No Charge

**PUMA™ 185-220 FPS TRACTORS
US PRICE LIST**

(Ex Works Port of Entry)

	758271	<p>Advanced Steering System Turn Assist Not compatible with Auto Guidance features</p> <p>For functionality of Advanced End-of-Row and reconfigurable Multi-function handle assignment designation rear remotes, a Pro 700 display will need to be ordered, either option code 758150 or 758156. This requirement is valid for option code 758270, 758271, 758272 and 758273.</p>		\$1,526.00
	758272	<p>Auto Guidance Ready Autoguidance Ready for Armrest and Window Bar Mounted display setup. Includes electronic steering valve and manifold, hoses, wiring harness, and roof mounting bracket for receiver. Not compatible with Turn Assist Steering (758271). Requires Electronic Rear Remotes</p> <p>For functionality of Advanced End-of-Row and reconfigurable Multi-function handle assignment designation rear remotes, a Pro 700 display will need to be ordered, either option code 758150 or 758156. This requirement is valid for option code 758270, 758271, 758272 and 758273.</p>		\$4,786.00
	758273	<p>Auto Guidance Completion Pack Includes everything in option 758272 (Auto Guidance Ready) plus Nav II Controller and AFS 372 Receiver OminiSTAR HP/XP and WAAS/EGNOS enabled Not compatible with Turn Assist Steering (758271). Requires Electronic Rear Remotes</p> <p>For functionality of Advanced End-of-Row and reconfigurable Multi-function handle assignment designation rear remotes, a Pro 700 display will need to be ordered, either option code 758150 or 758156. This requirement is valid for option code 758270, 758271, 758272 and 758273.</p>		\$15,939.00

SD_T7642 ISO BUS

	758161	ISO BUS 11783 Connector		No Charge
--	--------	-------------------------	--	-----------

ENGINE

SD_T1013 ALTERNATOR

	391133	150-Amp Alternator.		No Charge
	758003	200-Amp Alternator.		\$205.00

**PUMA™ 185-220 FPS TRACTORS
US PRICE LIST**

(Ex Works Port of Entry)

SD T8112 ENGINE SIDE RAILS

	391211	No Engine side rails		No Charge
	758199	Engine Side Rails Recommended for side-mounted attachments e.g. sprayer tanks. Not compatible with loader equipment.		\$833.00

STARTING AID

SD T1932 ENG.BLOCK/TRANSM.HE

	XT1932X	Std engine block/transmission No engine block and transmission heater.		No Charge
	758007	120V engine block/transmission		\$391.00

COMPRESSION BRAKE

SD T1514 EXHAUST BRAKE

	XT1514X	Less Engine Exhaust Brake		No Charge
	758005	Engine Exhaust Brake Requires pneumatic trailer brake		\$1,613.00

TRANSMISSION

TRANSMISSION

SD T2810 TRANSMISSION

	391137	18 X 6 40KPH FULL-PO		No Charge
	758018	19FX6R 40Kph ECO Full-Powershi		\$1,226.00
	758020	19FX6R 50Kph Full-Powershift		\$1,654.00
Creeper Transmission				
	758017	28 X 12 40Kph Full-Powershift		\$2,688.00
	758019	29 X 12 40Kph ECO Full-Powersh		\$3,914.00
	758021	29 X 12 50Kph Full-Powershift		\$4,342.00

RADAR

SD T7580 RADAR

	XT7580X	Standard less radar		No Charge
	758176	Electronic Radar		\$680.00

TRAILER BRAKES

TRAILER BRAKES

SD T7130 TRLR BRK VLV

	391155	LESS trailer brakes		No Charge
	758037	Hydraulic Trailer Brake		\$966.00

**PUMA™ 185-220 FPS TRACTORS
US PRICE LIST**

(Ex Works Port of Entry)

	758038	Pneumatic Trailer Brake		\$6,843.00
	758039	Hydraulic+Pneumatic Trl Brake		\$7,809.00

HITCH

HITCH AND DRAWBAR

SD T8200 HITCH

Quick Attach-Open Claw Ends

	391170	2X90mm Cyl - Cat 2/3 -QA Links 2X90mm Cylinder - Category 2/3 Quick Attach Open Claw Link Ends Lift capacity through entire range 9,465 Lbs (4,293 KG)		No Charge
	758080	2X100mm Cyl- Cat 2/3-QA Links 2X110mm Cylinder - Category 2/3 Quick Attach Open Claw Link Ends Lift capacity through entire range 15,000 Lbs (6,804 KG)		\$1,765.00

Telescoping Links Ends

	758074	2X90mm Cyl -Cat 2/3-Tele Links 2X90mm Cylinder - Category 2/3 Telescoping Links Ends Lift capacity through entire range 9,465 Lbs (4,293 KG)		No Charge
	758083	2X100mm Cyl-Cat 2/3Tele Links 2X110mm Cylinder - Category 2/3 Telescoping Links Ends Lift capacity through entire range 15,000 Lbs (6,804 KG)		\$1,765.00

SD T8900 REAR HITCHES/DRAWBAR

	758100	Independent Swinging Drawbar Standard for Mechanical Rear Remotes		No Charge
	758101	Independent Swing HD Drawbar Standard for Electrical Rear Remotes		\$1,820.00

REAR 3-POINT

SD T8962 STABILIZER

	758086	Sway Block Stabilizers		No Charge
--	--------	------------------------	--	-----------

HYDRAULICS

HYDRAULIC PUMP

SD T8230 HYD PUMP

	391161	Standard Flow Pump 32 gal/min (120 L/min) max pump flow		No Charge
	758056	High Capacity Pump. 40 gal/min (150 L/min) max pump flow		\$673.00

**PUMA™ 185-220 FPS TRACTORS
US PRICE LIST**

(Ex Works Port of Entry)

JOYSTICK

SD T7780 JOYSTICK

	391169	NO Joystick		No Charge
	758068	Joystick with 3 Buttons Electronic Joystick with 3 buttons Required if loader will include 3rd function diverter valve		\$1,120.00
	758070	Joystick with Rocker Switch Electronic Joystick with proportional rocker Required if loader will include "live" 3rd function circuit		\$1,370.00

REAR REMOTE VALVES

SD T8270 REAR REMOTES

	758059	3 Electronic Rear Remotes		No Charge
	391164	3 Mech Bosch Rear Remotes With configurable detents on all valves		(\$2,040.00)
	758058	4 Mech Bosch Rear Remotes With configurable detents on all valves		(\$1,020.00)
	758060	4 Electronic Rear Remotes		\$999.00
	758061	5 Electronic Rear Remotes		\$1,997.00

MID-MOUNT VALVES

SD T8280 MID-MOUNT VALVES

	391168	Less Mid-Mount EHR Valves Less electronic mid-mount valves		No Charge
	758064	1 Mid-Mount EHR 1 electronic mid-mount valve		\$1,050.00
	758065	2 Mid-Mount EHR 2 electronic mid-mount valves		\$2,096.00
	758066	3 Mid-Mount EHR 3 electronic mid-mount valves		\$3,211.00

POWER BEYOND

SD T8275 POWER BEYOND COUPLE

	391167	Low Pressure Rtn-Quick Coupler		No Charge
	758063	Low Pressure Return - QC - ISO Low pressure return quick coupler Quick Coupler and ISO Power Beyond Coupler		\$903.00

**PUMA™ 185-220 FPS TRACTORS
US PRICE LIST**

(Ex Works Port of Entry)

PTO

SD T8010 PTO

	758029	1000/1000E ELEC. SHI			(\$300.00)
	758031	540/1000 Interchanging Shafts			No Charge
	758032	540E/1000 Interchanging Shafts			\$111.00

SD T8711 FENDER MOUNT PTO CO

	391146	Fender Mounted EDC and PTO			No Charge
	758033	Fender Mounted EDC/PTO/ERRV#3			No Charge

FRONT AXLE

SD T3330 FRONT AXLE/DRIVE ENGAGE

	391157	Standard Class 4 Axle			No Charge
	758048	Class 4 Axle w/Active Susp.			\$5,858.00
	758049	Class 4 Axle w/Act Susp,brakes			\$7,954.00

FRONT WHEELS AND TIRES

SD T4940 FRONT WHEELS AND TIRES

	8255401	16.9R28 R1W - MI, FI, TR, CO Michelin, Firestone, Trelleborg and Continental			(\$294.00)
	8817401	440/80R28 Alliance Alliance			\$3,137.00
	8875401	600/65R28 R1W - MI, FI, TR, CO Michelin, Firestone, Trelleborg and Continental			\$2,944.00
	8877401	600/65R28 R1W FI Firestone			\$2,440.00
	8258404	14.9R30 R1W MI, TR Michelin, Trelleborg			(\$427.00)
	8274401	16.9R30 R1W- MI-FI-TR Michelin, Firestone, and Trelleborg			No Charge
	8854401	480/70R30 R1W - MI, FI, TR, CO Michelin, Firestone, Trelleborg and Continental			\$640.00
	8801604	320/85R34 R1W Brands - MI-FI Michelin, Firestone			\$1,009.00
	8801704	380/85R34 R1W Brands- MI-FI-TR Michelin, Firestone, and Trelleborg			\$1,835.00
	8801804	420/85R34 R1W Brands - MI-FI Michelin, Firestone			\$1,839.00
	8299906	Front Shipping Wheels Requires rear shipping wheels			(\$1,770.00)

**PUMA™ 185-220 FPS TRACTORS
US PRICE LIST**

(Ex Works Port of Entry)

REAR AXLE

SD T4810 REAR AXLE

	758052	Bar Axle 98 in. 2489 mm			(\$141.00)
	758053	Bar Axle 112 in. 2845 mm			No Charge
	758054	Bar Axle 119 in. 3023 mm			\$155.00

REAR WHEELS AND TIRES

SD T4950 REAR WHEELS AND TIRES

Single Adjustable Steel Wheels					
	8388404	18.4R42 R1W MI Michelin			(\$1,291.00)
	8901704	480/80R46 R1W Brands -MI-TR Michelin			(\$413.00)
	8901804	520/85R46 R1W Brands - MI-FI Michelin, Firestone			(\$190.00)
Single Fixed Steel Wheels					
	8999401	710/70R38 R1W FI Firestone			\$2,185.00
Single Cast Wheels					
	8301306	20.8R38 R1W - MI, FI, TR Michelin, Firestone, and Trelleborg			\$534.00
	8384506	18.4R42 R1W MI TR Michelin, Trelleborg			\$406.00
	8328901	20.8R42 R1W- MI, FI, TR Michelin, Firestone, and Trelleborg			No Charge
	8389403	20.8R42 R1W- MI-FI-TR Michelin, Firestone, and Trelleborg			\$956.00
Municipality Tires - Fixed					
	8961401	540/80R38 - Alliance Alliance			\$2,788.00
Dual Steel Wheels					
	8480401	20.8R38 R1W DUAL-MI,FI,TR,CO Michelin, Firestone, Trelleborg and Continental			\$4,887.00
	8488404	18.4R42 R1W - DUAL - MI, TR Michelin, Trelleborg			\$4,700.00
	8495401	20.8R42 R1W DUAL MI-FI-TR Michelin, Firestone, Trelleborg			\$6,226.00
	8401304	420/80R46 R1W Dual - MI Michelin			\$6,286.00

**PUMA™ 185-220 FPS TRACTORS
US PRICE LIST**

(Ex Works Port of Entry)

	8401404	480/80R46 R1W Dual-MI/TR Michelin		\$6,204.00
	8401504	520/85R46 R1W Dual - MI/FI Michelin, Firestone		\$6,478.00
	8491504	380/90R50 R1W DUAL MI Michelin		\$4,711.00
Rear Shipping Wheels				
	8399906	Rear Shipping Wheels Requires front shipping wheels		(\$3,970.00)

FENDERS

FRONT FENDERS

SD_T8740 FRONT FENDERS

	XT8740X	Standard less front fenders		No Charge
	758177	Dynamic Fenders 16.5 in. wide Front fenders 420 mm wide		\$672.00
	758178	Dynamic Fenders 18.9 in. wide Front fenders 480 mm wide		\$773.00
	758179	Dynamic Fender 21.3 in. wide Front fenders 540 mm wide		\$956.00
	758180	Dynamic Fender 24.4 in. wide Front fenders 620 mm wide		\$1,116.00

REAR FENDERS

SD_T8700 FENDERS

Fenders				
	391205	Standard Narrow Fenders		No Charge
	758181	Wide, Full Cover Fenders 92.1 in./2340 mm rear fenders.		\$618.00
Fender with Extensions				
	758182	Full Cover w/ 3 in. Extension Full cover with 3 in./ 75 mm wide extensions.		\$949.00
	758183	Full Cover w/ 7 in. Extension Full cover with 7 in./ 180 mm wide extensions.		\$1,200.00
Fender with Extremity Lights				
	758338	NRW FNDR w/ Extremity Lights Narrow Fenders with Extremity Lighting		\$361.00
	758339	WD FNDR w/ Extremity Lights Wide Fender with Extremity Lighting		\$979.00
	758340	FL CVR+3" Ext w/ Extrmty Lght Full cover with 3 in./ 75 mm wide extensions and Extremity Lighting		\$1,310.00

**PUMA™ 185-220 FPS TRACTORS
US PRICE LIST**

(Ex Works Port of Entry)

		758341	FL CVR+7" Ext w/ Extrmty Lght Full cover with 7 in./ 180 mm wide extensions and Extremity Lighting		\$1,561.00
--	--	--------	--	--	------------

LOADER

MOUNTING BRACKETS

SD T8110 LOADER BRACKETS

		391209	LESS Loader Side Frames		No Charge
		758197	NASO Loader TPS Sideframes TPS Horizontal Side Plates for Loader Installation (Not compatible with front hitch option) To complete loader installation, order TPS Vertical Brackets from loader price list.		\$1,608.00

OTHER EQUIPMENT

SD T3600 BRAKE PACK

		391224	Dual heavy duty brake discs		No Charge
		758204	Extended Life Brake Discs.		\$289.00

SD T4933 TIRE BRAND

		729070	No tire brand preference Tire brands are subject to availability. If the Tire Brand Preference Code is ordered, the plant will install the brand selected. If no Tire Brand Preference is selected, a tire from existing inventory will be installed. This will include one of the following brands in the chosen tire size: Michelin, Firestone, Trelleborg, Alliance, or Continental/Mitas. Availability of brands vary by size.		No Charge
		729078	Continental		\$467.00
		729075	Firestone		\$467.00
		729072	Trelleborg		\$467.00
		729073	Michelin		\$1,286.00

SD T9850 SPECIAL COLORS/PANELS

		391216	Red Sheet Metal,		No Charge
		758208	Special Colors-Customer Choice Roof, Hood, Fenders painted per requested RAL code located at www.ralcolor.com. Please contact Sales Support Team in Racine for further details.		\$3,162.00

**PUMA™ 185-220 FPS TRACTORS
US PRICE LIST**

(Ex Works Port of Entry)

	758207	Special Color- Customer Choice Chassis, Roof, Hood, Fenders painted per requested RAL code located at www.ralcolor.com. Please contact Sales Support Team in Racine for further details.		\$6,324.00
--	--------	--	--	------------

FRONT BALLAST, PTO, AND HITCH

SD T8150 FRONT END

Ballast				
	391172	No Front Weight Carrier		No Charge
	758095	Weight Carrier and Tow Hook Integral Front Carrier 200kg/440lbs + Tow hook 114kg/250lbs Total weight = 314Kg/690lbs		\$447.00
	758097	Carrier Pack B and Tow Hook Integral Front Carrier 200kg/440lbs + 6 x 45KG/100lbs=270Kg/600lbs Front Weights + Tow hook 114kg/250lbs Total weight = 584Kg/1290lbs		\$1,513.00
	758098	Carrier Pack C and Tow Hook Integral Front Carrier 200kg/440lbs with 3 piece 1000kg/2200Lbs weigh set 500kg/1100lbs + 2 X 250kg/550lbs weights Total Weight = 1200kg /2640lbs		\$3,329.00
Front PTO and Hitch				
	758088	Frt Hitch for Rear Remote Front Hitch with hydraulics from Rear Remote Valves		\$6,690.00
	758089	Frt Hitch for Mid-mount Valve Front Hitch with hydraulics from Mid-mount Valves		\$6,690.00
	758246	Frt Hitch w/Front Coupler- MMV Front Hitch with hydraulics from Mid-mount with Front Coupler		\$6,856.00
	758245	Frt Hitch with PTO for MMV Front Hitch with hydraulics from Mid-mount Valves and Front PTO		\$14,011.00
	758247	Frt Hitch w/PTO, Frt Coup- MMV Front Hitch with hydraulics from Mid-mount with Front Coupler and Front PTO		\$14,177.00

REAR BALLAST

SD T4961 REAR BALLAST

	X0050XX	No ballast for rear wheels		No Charge
	758189	180kg (2 X 90kg) Rear Wheel Wt		\$438.00
	758195	220kg (2 X 110kg)Rear Wheel Wt		\$535.00
	758190	360kg (4 X 90kg) Rear Wheel Wt		\$874.00
	758191	2 Rings Total - 1,100 lb/500kg Consists of 2 - 525 lb./250 kg. weights mounted on the outside of the rear wheels		\$1,203.00

**PUMA™ 185-220 FPS TRACTORS
US PRICE LIST**

(Ex Works Port of Entry)

	758192	680kg (2 X 90kg + 2 X 250kg)			\$1,640.00
	758196	720kg (2 X 110kg + 2 X 250kg)			\$1,736.00
	758193	4 Rings Total 2,200 lb/1,000kg Consists of 4 - 525 lb./250 kg. weights mounted on the outside of the rear wheels			\$2,403.00

OPERATOR'S MANUAL

ADDITIONAL OPERATOR'S MANUAL

SD T9807 OPERATOR MANUAL

	X0234XX	Less Add'l Operator Manual			No Charge
	758244	Operator Manual in French			No Charge
	758242	Operator Manual in Spanish			No Charge

**PUMA™ 185-240 CVT TRACTOR TIER 4 B/FINAL
US PRICE LIST**

Standard Equipment

HORSEPOWER:

Puma 185 CVT
155 PTO HP @ 2100 RPM
Power Boost - provides up to 25
additional engine horsepower

Puma 200 CVT
170 PTO HP @ 2100 RPM
Power Boost - provides up to 25
additional engine horsepower

Puma 220 CVT
185 PTO HP @ 2100 RPM
Power Boost - provides up to 20
additional engine horsepower

Puma 240 CVT
205 PTO HP @ 2100 RPM
Power Boost - provides up to 10
additional engine horsepower

ENGINE:

411 cu. in. (6.7 L) Displacement
6 Cylinder Turbocharged and
Intercooled
Electronic Power Management and
Constant RPM feature
Tier 4 B/Final Emissions Compliant
4 valves per cylinder
Power Boost - provides additional
engine horsepower during
non-stationary PTO/hydraulics
activation or transport
Bosch Common Rail Fuel Injection
Air Cleaner w/ Precleaner and Exhaust
Aspiration
Dual Element Air Filter
Hand and Foot Throttle
Grid Heater Starting Aid
Visctronic® electronic controlled
fan drive
103 Gallon (390L) Fuel Tank
13.2 Gallon (50L) Diesel Exhaust
Fuel (DEF) Tank

ENGINE: (Continued)

Fuel Water Sensor
Automatic Engine Shut Down System
(Stationary Application)
Dual Fuel Filters
RH "A" Post Exhaust w/ integral muffler
Fuel Cooler

OPERATOR PROTECTIVE STRUCTURE:

Deluxe Air Suspension Seat with
Operator Presence Switch & Lap Belt
MultiControl Armrest with Integrated
Transmission, Throttle, Hydraulics,
PTO and Hitch Controls
Tilt and Telescoping Steering Wheel
Heater and Air Conditioning
Tinted Glass with Sun Shade
Hinged Rear Window
Radio Ready Speakers, Antenna and
Wiring Harness
Two-speed Intermittent Front
Wiper/Washer
Rear Intermittent Wiper/Washer
Interior Dome Light
Digital Clock
Column Mounted Left Hand Clutchless
Shuttle
Two External Mirrors
Programmable Automatic Basic
End-of-Row Functions
Left Hand Storage

INSTRUMENTATION:

A-Post mounted Analog/Digital
Instrument Cluster with display of
engine oil pressure, fuel level,
coolant temperature and speed,
hitch and PTO operational indicators
Performance Monitor - Provides display
of additional tractor operating data
e.g. PTO speed and position, slip,
acre counter, hydraulic settings,
and distance

**PUMA™ 185-240 CVT TRACTOR TIER 4 B/FINAL
US PRICE LIST**

Standard Equipment

TRANSMISSION:

Continuously variable transmission
with standard creep speeds and
Active Stop control feature
25 mph (40 kph) Economy Transmission

AXLES:

Class 4 MFD Heavy Duty Front Axle:
Electro Hydraulic Multi-plate
Front Axle Diff Lock
Standard front tires: 16.9R30 (R1W)

Rear Bar Axle:

112 in. (2845 mm) length
Automatic MFD/ Differential Lock
Control System
Standard rear tires (singles):
20.8R42; 520/85R42 (R1W)
Cast or Steel

STEERING AND BRAKES:

Hydrostatic Power Steering
Hydraulic Wet Disc Power Brakes
(self-equalizing/self-adjusting)
Independent parking brake controlled
by hand lever with FNRP
shuttle-lever-operated transmission
park lock

HYDRAULICS:

Closed-Center Pressure Flow
Compensating Hydraulic System
35 Gal/min (132 L/min) Pump for Hitch
and Remote Valves
17Gal/min (66 L/min) Pump for Steering
and Operating Circuits
Total tractor flow 52gpm (197 lpm)
3 Closed-center Electronic Remote
Valves with in-cab flow control
Hydraulic Tapping Port
(Power Beyond Ready)
Fender mounted hydraulic 3rd
remote activation switch

HITCH AND LINKAGE:

Electronic Draft Control with Fast
Raise/Lower Switch and Dynamic
Ride Control
Rear Fender Mounted 3-point Raise
and Lower Switches
10,200 lb/4626 kg OECD rated
lift capacity with dual 90 mm
external assist cylinders
Cat II/IIIN Telescoping Link Ends
Sway Block Stabilizers
Independent Offset Swinging Drawbar -
Cat III with Hammerstrap

PTO:

Independent 540/1000 rpm
Interchangeable Shaft
Automatic Soft Start PTO
Fender mounted PTO on/off switch
Auto PTO Management System
Flip-up PTO Guard

ELECTRICAL:

Radar
Advanced Processor
150 amp Alternator
Gear Starter Motor (4.2 kW)
Four Pin, 40 amp Implement Socket
Single Pin (8 amp) Accessory
Power Socket
7 Pin Outlet for Trailer & Implement
Lighting
One 12-volt 1300 cca Battery
Electronic Service Tool Connection
in Cab
ISO/JD (30 amp) Socket
ISO BUS 11783 rear breakaway socket
15 amp Screw-Type Positive/Negative
Terminals
Battery Boost Terminals
Two Roof Mounted Single-Pin Outlets
for Beacon Cigar Lighter

**PUMA™ 185-240 CVT TRACTOR TIER 4 B/FINAL
US PRICE LIST**

Standard Equipment

LIGHTING:

- (12) Halogen Worklights
- (4) Hood Mounted Forward Facing
- (2) Cab Roof Mounted Forward Facing
- (2) Cab Mounted Rear Facing
- (2) Rear "C" Post Mounted Rear Facing
- (2) Grab Rail Mounted Forward Facing'
- Two Taillights
- Self cancelling audible warning turn signals
- Front and Rear Flashing Safety Lights

OTHER STANDARD EQUIPMENT:

- SMV Emblem
- Factory Ready for Rotary Beacon
- Factory Ready for Reversing Alarm
- Fuel Tank Guard
- Exterior Toolbox
- Horn
- English Operator's Manual

EX WORKS:

- Wholegoods
- (Ex Works Port of Entry)
- Factory Supplied Attachments
- (Ex Works Racine, WI)

Visctronic® is a registered trademark of BorgWarner Inc.

NEBRASKA TEST REPORT STATUS:

- Nebraska Temporary Sales Permit to be applied for

**PUMA™ 185-240 CVT TRACTOR TIER 4 B/FINAL
US PRICE LIST**

Models

COMMERCIAL MODEL	ENGINE POWER	Weight	List Price
PUMA 185 CVT T4B	185 HP		\$175,935.00
PUMA 200 CVT T4B	200 HP		\$183,726.00
PUMA 220 CVT T4B	220 HP		\$191,987.00
PUMA 240 CVT T4B	240 HP		\$200,156.00

Factory Supplied Options

Order Code	Description	Weight	List Price
OPERATOR STRUCTURE			
SD T9202 OPERATOR STRUCTURE #2			
X0124XX	Deluxe Cab w/Heat & A/C		No Charge
SD T9252 CAB SUSPENSION			
391183	No Cab Suspension.		No Charge
758159	Mechanical cab suspension Not compatible with 520/85 R46 tires		\$1,514.00
CAB			
SD T9310 CAB-COMFORT PACKS			
391176	Comfort Pack #1 Includes deluxe seat, manual armrest adjustment, plain LH trim, radio ready and speakers (no radio), and manual A/C		No Charge
758255	Comfort Pack #2 Includes deluxe seat, manual armrest adjustment, fabric passenger seat, basic radio (less Bluetooth), and manual A/C		\$832.00
758256	Comfort Pack #3 Includes deluxe seat, manual armrest adjustment, fabric passenger seat, basic radio (less Bluetooth), and automatic A/C		\$1,948.00
758257	Comfort Pack #4 Includes low-frequency seat (intermediate seat), manual armrest adjustment, fabric passenger seat, basic radio (less Bluetooth), and manual A/C		\$1,924.00

**PUMA™ 185-240 CVT TRACTOR TIER 4 B/FINAL
US PRICE LIST**

	758258	Comfort Pack #5 Includes low-frequency seat (intermediate seat), manual armrest adjustment, fabric passenger seat, Bluetooth radio and speakers, and automatic A/C		\$3,440.00
	758259	Comfort Pack #6 Low frequency suspension-heated seat, BT radio, automatic A/C, passenger seat, electric adjustment of MultiController and rear sunshade		\$3,810.00
	758260	Comfort Pack #7 Semi-active suspension driver seat with leather cover, BT radio, automatic A/C, electric adjustment of MultiController		\$3,734.00
	758261	Comfort Pack #8 Includes leather seat, electric armrest adjustment, leather passenger seat, Bluetooth radio and speakers, and automatic A/C		\$4,648.00
	758262	Comfort Pack #9 Includes leather seat, electric armrest adjustment, leather passenger seat, Bluetooth radio and speaker, carpet and automatic A/C		\$4,812.00
	758263	Comfort Pack #10 Includes leather seat, electric armrest adjustment, leather passenger seat, Bluetooth radio and speakers, carpet, automatic A/C and rear sunshade		\$4,983.00

SD_T9330 CAB-VISIBILITY PACKS

	391179	Visibility Pack #1 Includes standard front and rear glass and mechanical telescopic mirrors		No Charge
	758139	Visibility Pack #2 Includes standard front and rear glass, high-visibility window and mechanical telescopic mirrors		\$495.00
	758140	Visibility Pack #3 Includes standard front and rear glass and electric telescopic mirrors		\$448.00
	758141	Visibility Pack #4 Includes standard front and rear glass, high-visibility window and electric telescopic mirrors		\$943.00
	758142	Visibility Pack #5 Includes heated front and rear glass and mechanical telescopic mirrors		\$673.00
	758143	Visibility Pack #6 Includes heated front and rear glass, high-visibility window and mechanical telescopic mirrors		\$1,168.00
	758145	Visibility Pack #7 Includes heated front and rear glass and electric telescopic mirrors		\$1,121.00

**PUMA™ 185-240 CVT TRACTOR TIER 4 B/FINAL
US PRICE LIST**

	758146	Visibility Pack #8 Includes heated front and rear glass, high-visibility window and electric telescopic mirrors		\$1,616.00
--	--------	---	--	------------

WORK LIGHTING

SD_T9215 RH FENDER HID LIGHT

	391201	Halogen worklights Halogen Work Lights (8) Includes: 2 worklights on front cab roof 2 worklights on rear cab roof 2 lights on grabrails 2 lights on C pillars		No Charge
--	--------	---	--	-----------

	758170	Xenon Hood worklight Halogen and Xenon worklights (9) Includes: 2 halogen worklights on front cab roof 2 halogen worklights on rear cab roof 2 halogen lights on grabrails 2 halogen lights on C pillars 2 Xenon hood lights		\$90.00
--	--------	---	--	---------

	758171	Full Xenon worklight Full Xenon Worklight Package (9) Includes: 2 Xenon worklights on front cab roof 2 Xenon worklights on rear cab roof 2 Xenon lights on grabrails 2 Xenon lights on C pillars 2 Xenon lights on hood		\$2,866.00
--	--------	--	--	------------

BEACON LIGHTING

SD_T9146 ROTARY BEACON

	XT9146X	Less LH rotary beacon		No Charge
	758169	LH and RH Rotary Beacons		\$714.00
	758168	Right Hand Drive Beacon Only		\$357.00

TRANSPORT LIGHTS

SD_T9237 HIGH LEV.ROAD LIGHT

	391188	LESS High Level Roadlight		No Charge
	758165	High Mount Roadlight High mount Roadlight - RH dip		\$276.00

**PUMA™ 185-240 CVT TRACTOR TIER 4 B/FINAL
US PRICE LIST**

DISPLAY MOUNTING

SD_T9223 RH WINDOW BAR MOUNT

	391182	NO Window Bar/Display		No Charge
	758153	Monitor Mounting Bracket. Includes bracket only		\$137.00
	758154	RH Window Bar Display Ready. Window mounting kit for AFS Pro 700, AFS Pro 600, Includes bracket, AFS Ready harness and window mount without monitor.		\$222.00
	758156	RH Window Bar w/Large Display. AFS Pro 700 color touch screen display attached to right hand window bar. Includes AFS Pro 700, window monitor mounts, harness. AFS desktop mapping software and data card available through parts.		\$5,305.00

SD_T9228 RH ARMREST MOUNT

	391180	No RH Display		No Charge
	758147	Display Ready: Pre-wired MultiControl armrest with mounting bracket and AFS ready harness to mount optional AFS Pro 700 display		\$239.00
	758150	AFS 700 Touchscreen MultiControl armrest with AFS Pro 700 color touch screen display. AFS desktop mapping software and data card available through parts.		\$5,322.00

PRECISION FARMING

AUTOGUIDANCE

SD_T7613 AUTO GUIDANCE

	391231	Basic HMC		No Charge
	758270	Adv EOR w-Reconfig MFH Advanced End-of-Row with reconfigurable Multi-function handle assignment designation rear remotes. For functionality of Advanced End-of-Row and reconfigurable Multi-function handle assignment designation rear remotes, a Pro 700 display will need to be ordered, either option code 758150 or 758156. This requirement is valid for option code 758270, 758271, 758272 and 758273.		No Charge

**PUMA™ 185-240 CVT TRACTOR TIER 4 B/FINAL
US PRICE LIST**

	758271	<p>Advanced Steering System Turn Assist Not compatible with Auto Guidance features</p> <p>For functionality of Advanced End-of-Row and reconfigurable Multi-function handle assignment designation rear remotes, a Pro 700 display will need to be ordered, either option code 758150 or 758156. This requirement is valid for option code 758270, 758271, 758272 and 758273.</p>		\$1,526.00
	758272	<p>Auto Guidance Ready Autoguidance Ready for Armrest and Window Bar Mounted display setup. Includes electronic steering valve and manifold, hoses, wiring harness, and roof mounting bracket for receiver. Not compatible with Turn Assist Steering (758271). Requires Electronic Rear Remotes</p> <p>For functionality of Advanced End-of-Row and reconfigurable Multi-function handle assignment designation rear remotes, a Pro 700 display will need to be ordered, either option code 758150 or 758156. This requirement is valid for option code 758270, 758271, 758272 and 758273.</p>		\$4,786.00
	758273	<p>Auto Guidance Completion Pack Includes everything in option 758272 (Auto Guidance Ready) plus Nav II Controller and AFS 372 Receiver OminiSTAR HP/XP and WAAS/EGNOS enabled Not compatible with Turn Assist Steering (758271). Requires Electronic Rear Remotes</p> <p>For functionality of Advanced End-of-Row and reconfigurable Multi-function handle assignment designation rear remotes, a Pro 700 display will need to be ordered, either option code 758150 or 758156. This requirement is valid for option code 758270, 758271, 758272 and 758273.</p>		\$15,939.00

SD T7642 ISO BUS

	758161	ISO BUS 11783 Connector		No Charge
--	--------	-------------------------	--	-----------

ENGINE

SD T1013 ALTERNATOR

	391133	150-Amp Alternator.		No Charge
	758003	200-Amp Alternator.		\$205.00

**PUMA™ 185-240 CVT TRACTOR TIER 4 B/FINAL
US PRICE LIST**

SD_T8112 ENGINE SIDE RAILS

	391211	No Engine side rails		No Charge
	758199	Engine Side Rails Recommended for side-mounted attachments e.g. sprayer tanks. Not compatible with loader equipment.		\$833.00

STARTING AID

SD_T1932 ENG.BLOCK/TRANSM.HE

	XT1932X	Std engine block/transmission No engine block and transmission heater.		No Charge
	758007	120V engine block/transmission		\$391.00

COMPRESSION BRAKE

SD_T1514 EXHAUST BRAKE

	XT1514X	Less Engine Exhaust Brake		No Charge
	758005	Engine Exhaust Brake Requires pneumatic trailer brake		\$1,613.00

TRANSMISSION

TRANSMISSION

SD_T2810 TRANSMISSION

	391138	40kph ECO CVT		No Charge
	758022	50kph ECO CVT		\$1,654.00

TRAILER BRAKES

TRAILER BRAKES

SD_T7130 TRLR BRK VLV

	391155	LESS trailer brakes		No Charge
	758037	Hydraulic Trailer Brake		\$966.00
	758038	Pneumatic Trailer Brake		\$6,843.00
	758039	Hydraulic+Pneumatic Trl Brake		\$7,809.00

**PUMA™ 185-240 CVT TRACTOR TIER 4 B/FINAL
US PRICE LIST**

HITCH

HITCH AND DRAWBAR

SD T8200 HITCH

Telescoping Links Ends			
	758074	2X90mm Cyl -Cat 2/3-Tele Links 2X90mm Cylinder - Category 2/3 Telescoping Links Ends Lift capacity through entire range 9,465 Lbs (4,293 KG)	No Charge
	758083	2X100mm Cyl-Cat 2/3Tele Links 2X110mm Cylinder - Category 2/3 Telescoping Links Ends Lift capacity through entire range 15,000 Lbs (6,804 KG)	\$1,765.00
Quick Attach-Open Claw Ends			
	391170	2X90mm Cyl - Cat 2/3 -QA Links 2X90mm Cylinder - Category 2/3 Quick Attach Open Claw Link Ends Lift capacity through entire range 9,465 Lbs (4,293 KG)	No Charge
	758080	2X100mm Cyl- Cat 2/3-QA Links 2X110mm Cylinder - Category 2/3 Quick Attach Open Claw Link Ends Lift capacity through entire range 15,000 Lbs (6,804 KG)	\$1,765.00

SD T8900 REAR HITCHES/DRAWBAR

	758100	Independent Swinging Drawbar Standard for Mechanical Rear Remotes	No Charge
	758101	Independent Swing HD Drawbar Standard for Electrical Rear Remotes	\$1,820.00

REAR 3-POINT

SD T8962 STABILIZER

	758086	Sway Block Stabilizers	No Charge
--	--------	------------------------	-----------

HYDRAULICS

HYDRAULIC PUMP

SD T8230 HYD PUMP

	391161	Standard Flow Pump 32 gal/min (120 L/min) max pump flow	No Charge
	758056	High Capacity Pump. 40 gal/min (150 L/min) max pump flow	\$673.00

**PUMA™ 185-240 CVT TRACTOR TIER 4 B/FINAL
US PRICE LIST**

JOYSTICK

SD T7780 JOYSTICK

	391169	NO Joystick		No Charge
	758068	Joystick with 3 Buttons Electronic Joystick with 3 buttons Required if loader will include 3rd function diverter valve		\$1,120.00
	758070	Joystick with Rocker Switch Electronic Joystick with proportional rocker Required if loader will include "live" 3rd function circuit		\$1,370.00

REAR REMOTE VALVES

SD T8270 REAR REMOTES

	391165	3 Electronic Rear Remotes- EHR		No Charge
	758060	4 Electronic Rear Remotes		\$999.00
	758061	5 Electronic Rear Remotes		\$1,997.00

MID-MOUNT VALVES

SD T8280 MID-MOUNT VALVES

	391168	Less Mid-Mount EHR Valves Less electronic mid-mount valves		No Charge
	758064	1 Mid-Mount EHR 1 electronic mid-mount valve		\$1,050.00
	758065	2 Mid-Mount EHR 2 electronic mid-mount valves		\$2,096.00
	758066	3 Mid-Mount EHR 3 electronic mid-mount valves		\$3,211.00

POWER BEYOND

SD T8275 POWER BEYOND COUPLE

	391167	Low Pressure Rtn-Quick Coupler		No Charge
	758063	Low Pressure Return - QC - ISO Low pressure return quick coupler Quick Coupler and ISO Power Beyond Coupler		\$903.00

PTO

SD T8010 PTO

	391145	1000/1000E Electric Shifttable		(\$300.00)
	758031	540/1000 Interchanging Shafts		No Charge
	758032	540E/1000 Interchanging Shafts		\$111.00

**PUMA™ 185-240 CVT TRACTOR TIER 4 B/FINAL
US PRICE LIST**

SD T8711 FENDER MOUNT PTO CO

	758033	Fender Mounted EDC/PTO/ERRV#3		No Charge
--	--------	-------------------------------	--	-----------

FRONT AXLE

SD T3330 FRONT AXLE/DRIVE ENGAGE

	391157	Standard Class 4 Axle		No Charge
	758048	Class 4 Axle w/Active Susp.		\$5,858.00
	758049	Class 4 Axle w/Act Susp,brakes		\$7,954.00

FRONT WHEELS AND TIRES

SD T4940 FRONT WHEELS AND TIRES

	8255401	16.9R28 R1W - MI, FI, TR, CO Michelin, Firestone, Trelleborg and Continental		(\$294.00)
	8817401	440/80R28 Alliance Alliance		\$3,137.00
	8875401	600/65R28 R1W - MI, FI, TR, CO Michelin, Firestone, Trelleborg and Continental		\$2,944.00
	8877401	600/65R28 R1W FI Firestone		\$2,440.00
	8258404	14.9R30 R1W MI, TR Michelin, Trelleborg		(\$427.00)
	8274401	16.9R30 R1W- MI-FI-TR Michelin, Firestone, and Trelleborg		No Charge
	8854401	480/70R30 R1W - MI, FI, TR, CO Michelin, Firestone, Trelleborg and Continental		\$640.00
	8801604	320/85R34 R1W Brands - MI-FI Michelin, Firestone		\$1,009.00
	8801704	380/85R34 R1W Brands- MI-FI-TR Michelin, Firestone, and Trelleborg		\$1,835.00
	8801804	420/85R34 R1W Brands - MI-FI Michelin, Firestone		\$1,839.00
	8299906	Front Shipping Wheels Requires rear shipping wheels		(\$1,770.00)

REAR AXLE

SD T4810 REAR AXLE

	758052	Bar Axle 98 in. 2489 mm		(\$141.00)
	758053	Bar Axle 112 in. 2845 mm		No Charge

**PUMA™ 185-240 CVT TRACTOR TIER 4 B/FINAL
US PRICE LIST**

	758054	Bar Axle 119 in. 3023 mm		\$155.00
--	--------	------------------------------------	--	----------

REAR WHEELS AND TIRES

SD T4950 REAR WHEELS AND TIRES

Single Adjustable Steel Wheels				
	8388404	18.4R42 R1W MI Michelin		(\$1,291.00)
	8901704	480/80R46 R1W Brands -MI-TR Michelin		(\$413.00)
	8901804	520/85R46 R1W Brands - MI-FI Michelin, Firestone		(\$190.00)
Single Fixed Steel Wheels				
	8999401	710/70R38 R1W FI Firestone		\$2,185.00
Single Cast Wheels				
	8301306	20.8R38 R1W - MI, FI, TR Michelin, Firestone, and Trelleborg		\$534.00
	8384506	18.4R42 R1W MI TR Michelin, Trelleborg		\$406.00
	8328901	20.8R42 R1W- MI, FI, TR Michelin, Firestone, and Trelleborg		No Charge
	8389403	20.8R42 R1W- MI-FI-TR Michelin, Firestone, and Trelleborg		\$956.00
Municipality Tires - Fixed				
	8961401	540/80R38 - Alliance Alliance		\$2,788.00
Dual Steel Wheels				
	8480401	20.8R38 R1W DUAL-MI,FI,TR,CO Michelin, Firestone, Trelleborg and Continental		\$4,887.00
	8488404	18.4R42 R1W - DUAL - MI, TR Michelin, Trelleborg		\$4,700.00
	8495401	20.8R42 R1W DUAL MI-FI-TR Michelin, Firestone, Trelleborg		\$6,226.00
	8401304	420/80R46 R1W Dual - MI Michelin		\$6,286.00
	8401404	480/80R46 R1W Dual-MI/TR Michelin, Trelleborg		\$6,204.00
	8401504	520/85R46 R1W Dual - MI/FI Michelin, Firestone		\$6,478.00
	8491504	380/90R50 R1W DUAL MI Michelin		\$4,711.00
Rear Shipping Wheels				
	8399906	Rear Shipping Wheels Requires front shipping wheels		(\$3,970.00)

**PUMA™ 185-240 CVT TRACTOR TIER 4 B/FINAL
US PRICE LIST**

FENDERS

FRONT FENDERS

SD T8740 FRONT FENDERS

	XT8740X	Standard less front fenders		No Charge
	758177	Dynamic Fenders 16.5 in. wide Front fenders 420 mm wide		\$672.00
	758179	Dynamic Fender 21.3 in. wide Front fenders 540 mm wide		\$773.00
	758178	Dynamic Fenders 18.9 in. wide Front fenders 480 mm wide		\$956.00
	758180	Dynamic Fender 24.4 in. wide Front fenders 620 mm wide		\$1,116.00

REAR FENDERS

SD T8700 FENDERS

Fenders				
	391205	Standard Narrow Fenders		No Charge
	758181	Wide, Full Cover Fenders 92.1 in./2340 mm rear fenders.		\$618.00
Fender with Extensions				
	758182	Full Cover w/ 3 in. Extension Full cover with 3 in./ 75 mm wide extensions.		\$949.00
	758183	Full Cover w/ 7 in. Extension Full cover with 7 in./ 180 mm wide extensions.		\$1,200.00
Fender with Extremity Lights				
	758338	NRW FNDR w/ Extremity Lights Narrow Fenders with Extremity Lighting		\$361.00
	758339	WD FNDR w/ Extremity Lights Wide Fender with Extremity Lighting		\$979.00
	758340	FL CVR+3" Ext w/ Extrmty Lght Full cover with 3 in./ 75 mm wide extensions and Extremity Lighting		\$1,310.00
	758341	FL CVR+7" Ext w/ Extrmty Lght Full cover with 7 in./ 180 mm wide extensions and Extremity Lighting		\$1,561.00

LOADER

MOUNTING BRACKETS

SD T8110 LOADER BRACKETS

	391209	LESS Loader Side Frames		No Charge
--	--------	-------------------------	--	-----------

**PUMA™ 185-240 CVT TRACTOR TIER 4 B/FINAL
US PRICE LIST**

	758197	NASO Loader TPS Sideframes TPS Horizontal Side Plates for Loader Installation (Not compatible with front hitch option) To complete loader installation, order TPS Vertical Brackets from loader price list.		\$1,608.00
--	--------	---	--	------------

OTHER EQUIPMENT

SD T3600 BRAKE PACK

	391224	Dual heavy duty brake discs		No Charge
	758204	Extended Life Brake Discs.		\$289.00

SD T4933 TIRE BRAND

	729070	No tire brand preference Tire brands are subject to availability. If the Tire Brand Preference Code is ordered, the plant will install the brand selected. If no Tire Brand Preference is selected, a tire from existing inventory will be installed. This will include one of the following brands in the chosen tire size: Michelin, Firestone, Trelleborg, Alliance, or Continental/Mitas. Availability of brands vary by size.		No Charge
	729078	Continental		\$467.00
	729075	Firestone		\$467.00
	729072	Trelleborg		\$467.00
	729073	Michelin		\$1,286.00

SD T9850 SPECIAL COLORS/PANELS

	391216	Red Sheet Metal,		No Charge
	758208	Special Colors-Customer Choice Roof, Hood, Fenders painted per requested RAL code located at www.ralcolor.com. Please contact Sales Support Team in Racine for further details.		\$3,162.00
	758207	Special Color- Customer Choice Chassis, Roof, Hood, Fenders painted per requested RAL code located at www.ralcolor.com. Please contact Sales Support Team in Racine for further details.		\$6,324.00

FRONT BALLAST, PTO, AND HITCH

SD T8150 FRONT END

Ballast				
	391172	No Front Weight Carrier		No Charge

**PUMA™ 185-240 CVT TRACTOR TIER 4 B/FINAL
US PRICE LIST**

758095	Weight Carrier and Tow Hook Integral Front Carrier 200kg/440lbs + Tow hook 114kg/250lbs Total weight = 314Kg/690lbs		\$447.00
758097	Carrier Pack B and Tow Hook Integral Front Carrier 200kg/440lbs + 6 x 45KG/100lbs=270Kg/600lbs Front Weights + Tow hook 114kg/250lbs Total weight = 584Kg/1290lbs		\$1,513.00
758098	Carrier Pack C and Tow Hook Integral Front Carrier 200kg/440lbs with 3 piece 1000kg/2200Lbs weigh set 500kg/1100lbs + 2 X 250kg/550lbs weights Total Weight = 1200kg /2640lbs		\$3,329.00
Front PTO and Hitch			
758088	Frt Hitch for Rear Remote Front Hitch with hydraulics from Rear Remote Valves		\$6,690.00
758089	Frt Hitch for Mid-mount Valve Front Hitch with hydraulics from Mid-mount Valves		\$6,690.00
758246	Frt Hitch w/Front Coupler- MMV Front Hitch with hydraulics from Mid-mount with Front Coupler		\$6,858.00
758245	Frt Hitch with PTO for MMV Front Hitch with hydraulics from Mid-mount Valves and Front PTO		\$14,011.00
758247	Frt Hitch w/PTO, Frt Coup- MMV Front Hitch with hydraulics from Mid-mount with Front Coupler and Front PTO		\$14,177.00
REAR BALLAST			
SD T4961 REAR BALLAST			
X0050XX	No ballast for rear wheels		No Charge
758189	180kg (2 X 90kg) Rear Wheel Wt		\$438.00
758195	220kg (2 X 110kg)Rear Wheel Wt		\$535.00
758190	360kg (4 X 90kg) Rear Wheel Wt		\$874.00
758191	2 Rings Total - 1,100 lb/500kg Consists of 2 - 525 lb./250 kg. weights mounted on the outside of the rear wheels		\$1,203.00
758192	680kg (2 X 90kg + 2 X 250kg)		\$1,640.00
758196	720kg (2 X 110kg + 2 X 250kg)		\$1,736.00
758193	4 Rings Total 2,200 lb/1,000kg Consists of 4 - 525 lb./250 kg. weights mounted on the outside of the rear wheels		\$2,403.00

**PUMA™ 185-240 CVT TRACTOR TIER 4 B/FINAL
US PRICE LIST**

OPERATOR'S MANUAL

ADDITIONAL OPERATOR'S MANUAL

SD T9807 OPERATOR MANUAL

	X0234XX	Less Add'l Operator Manual			No Charge
	758244	Operator Manual in French			No Charge
	758242	Operator Manual in Spanish			No Charge



U.S. Shipping Wheel Program for Puma Series Tractors

Case IH dealers are able to order a Puma Series tractor with returnable shipping wheels. The intention of this program is to help dealers sell Case IH tractors to their retail customers with the desired tires and wheels when Case IH cannot offer a unique option from the factory.

Program Details:

1. While placing an order for the tractor the dealer chooses front and rear shipping wheel order codes where applicable.
2. Case IH will deliver the tractor to the dealer with the shipping wheels.
3. The dealer is invoiced per set for the following amounts:

Rears - order code 8399906	\$(4,367)
Fronts - order code 8299906	\$(1,947)

4. Upon receipt of the tractor the dealer will dismount the shipping wheels, place them on a wooden skid and band them to the skid for return to a consolidation point. Wheels must be returned to the collection center clean, free of debris and shrink-wrapped.
5. Case IH has consolidation points set up in North America where the shipping wheels must be returned. The address of the U.S. consolidation point is:

CNH America
2700 Broening Hwy
Dundalk Marine Terminal- Lot 100/Building 100
Baltimore, MD 21222

6. Contact your Case IH Sales Support Specialist advising him/her of the location where you will be returning your shipping tires.
7. Your Case IH Sales Support Specialist will issue an RGA number.
8. Securely attach the RGA to your shipment so that it is identifiable to the receiving party.
9. Contact the freight line of your choice to make arrangements to return the shipping wheels to the consolidation point. Freight to return the shipping wheels from the Case IH dealer to the consolidation point must be pre-paid by the dealer. **The freight cost will NOT be reimbursed.**
10. Upon receipt of the shipping wheels at the consolidation point your Case IH dealer account will be credited the following amounts:

Rears - code 8399906 credit	\$823
Fronts - code 8299906 credit	\$523

If you have any questions regarding this program please contact your Sales Support Specialist.



PURCHASED PROTECTION

Pricing and program details can be found on the Dealer Portal or by contacting the CPP hotline @ 1-866-606-1802. Not all models are eligible for CPP.

AGRICULTURAL EQUIPMENT

U.S. PRICE LIST

PLANTERS

PL-100 PL REVISION 35 REVISED

SAP PRICE LIST 018 CC

EFFECTIVE JANUARY 23, 2014

THIS IS A COMPLETE REVISION

This Complete Revision includes new or revised information for Planters and replaces all prior revisions/bulletins.

The prices included in this revision supersede any prices established prior to the effective date shown unless specifically identified in a price bulletin as superseding this price list.

**Copyright 2014 By
CNH Industrial N.V.**



GENERAL INFORMATION

ADVANCE FREIGHT

Advance freight will be added to the machinery invoice as a separate net charge for machinery shipped from field locations or from other than specified Ex Works locations.

PRICES

Prices are Ex Works factory, where the goods are manufactured, except where noted. For detailed information concerning prices, please refer to your OPERATING GUIDE.

CONTENTS OF ORGANIZATION

CNH Industrial N.V. issues price lists and revisions covering each Case IH contract. The U.S. Price List is published in U.S. funds and the Canadian Price List is published in Canadian funds. Ensure that you are using the correct price list. U.S. or Canada is referenced at the top of each page and the Canadian price lists have a Maple Leaf on the price list cover page.

Freight, duty and sales taxes are NOT included in any wholegoods or attachment prices shown in the price list. Any appropriate freight, duty, Federal, State, and Provincial taxes will be added to the machinery invoice as separate net charges.

PROCEDURE

The price pages for each machine (or group of machines) lists both "Factory Supplied Options" and "Factory Supplied Accessories."

Each price list is comprised of the various machines sold under that contract. Each price book section has "Factory Supplied Options" and "Factory Supplied Accessories" price pages. When ordering and pricing a machine follow the ordering instructions listed for that machine. Accessories listed following the "Factory Supplied Accessories" heading are available for installation in the field.



GENERAL INFORMATION

DISTRIBUTION OF PRICE LISTS

Price lists and periodic price list revisions will be posted on the Dealer Portal, and distributed electronically when possible.

Printed copies of current price lists, index tabs and binders can be purchased from the Document Management Center (DMC). Orders should be placed only through the DMC web site link located on the Dealer Portal.

Document Management Center (DMC)
2205 Durand Avenue
Racine, WI 53403

DMC Customer Service:
(for inquiries - not to place orders)
(262)636-7540

Internal E-mail: #NA DMC ORDER CENTER
Complete U.S. Price List is PL-100
Complete Canadian Price List is PLC-100

Periodic price list revisions are usually accompanied by a cover sheet which carries instructions on price page changes and where to insert replacement or new price pages. The revisions are dated and are effective as of that date.



PLANTERS TABLE OF CONTENTS

PLANTERS

EARLY RISER ® 1215 6 ROW RIGID MOUNTED PLANTERS	
Standard Features	1
Price List	3
Factory Supplied Accessories	6
EARLY RISER ® 1215 8 ROW RIGID MOUNTED PLANTERS	
Standard Features	9
Price List	11
Factory Supplied Accessories	14
EARLY RISER ® 1225 RIGID TRAILING PLANTERS	
Standard Features	17
Price List	20
Factory Supplied Accessories	25
EARLY RISER ® 1235 8 ROW MOUNTED STACKER PLANTERS	
Standard Features	29
Price List	32
Factory Supplied Accessories	37
EARLY RISER ® 1235 12 ROW MOUNTED STACKER PLANTERS	
Standard Features	39
Price List	42
Factory Supplied Accessories	47
EARLY RISER ® 1235 16 ROW MOUNTED STACKER PLANTERS	
Standard Features	51
Price List	53
Factory Supplied Accessories	58
EARLY RISER ® 1245 (12 AND 16 ROW) PIVOT TRANSPORT TRAILING PLANTERS	
Standard Features	61
Price List	65
Factory Supplied Accessories	71
EARLY RISER ® 1245 (12/23 AND 16/31) PIVOT TRANSPORT TRAILING PLANTERS	
Standard Features	79
Price List	83
Factory Supplied Accessories	88
EARLY RISER ® 1245 (24R20) PIVOT TRANSPORT TRAILING PLANTERS	
Standard Features	95
Price List	99
Factory Supplied Accessories	104



PLANTERS TABLE OF CONTENTS

PLANTERS

EARLY RISER® 1255 12 ROW FRONT FOLD TRAILING PLANTER	
Standard Features	111
Price List	115
Factory Supplied Accessories	120
EARLY RISER® 1255 16 ROW FRONT FOLD TRAILING PLANTER	
Standard Features	125
Price List	129
Factory Supplied Accessories	134
EARLY RISER® 1255 24 ROW FRONT FOLD TRAILING PLANTER	
Standard Features	139
Price List	143
Factory Supplied Accessories	148
EARLY RISER® 1265 36R20 FRONT FOLD TRAILING PLANTER	
Standard Features	153
Price List	156
Factory Supplied Accessories	160
EARLY RISER® 1265 36R22 FRONT FOLD TRAILING PLANTER	
Standard Features	163
Price List	166
Factory Supplied Accessories	170
EARLY RISER® 1265 32R30 FRONT FOLD TRAILING PLANTER	
Standard Features	173
Price List	176
Factory Supplied Accessories	180
EARLY RISER® 1265 36R30 FRONT FOLD TRAILING PLANTER	
Standard Features	183
Price List	186
Factory Supplied Accessories	190
PLANTER APPENDIX.....	193
MONITOR SYSTEMS COMPARISON	197
TRACTOR - PLANTER COMPATIBILITY CHARTS	198
ADVANCED SEED METER VACUUM SETTING CHARTS	203
SEED DISK RPM CHART.....	206
PARTS DIVISION SUPPLIED ACCESSORIES.....	207

**EARLY RISER® 1215 6ROW RIGID MTD PLANTER
US PRICE LIST**

**(Ex Works - See Standard Equipment)
Standard Equipment**

SEED HOPPERS:

One 1.9 bushel hopper per row
Capacities as follows:
For 6 R machines -11.4 bu. total

SEED METERING/DELIVERY:

Advanced Seed Meter located on each row to meter seed from hoppers to openers. Planter mounted, hydraulically driven fan pulls seed to holes in seed disc. Vacuum gauge for visual check is standard.

**SEED DISCS REQUIRED FOR
OPERATION**

DISPLAY SYSTEM:

Early Riser IV display and high rate seed sensors.
If optional AFS Pro 700 is selected the planter will come with the AccuStat™ sensor. A software key may be required depending on the desired functions.

ROW UNITS (BOLT-ON):

Single pin quick adjust down pressure spring, 14 in. (35 cm) staggered left and right hand double disk openers with a HEAVY-DUTY TRIPLE LIP SEALED BEARING and flat scrapers (rotary scraper available through Parts Division), quick adjustable staggered covering disks, 6.5 x 12 in. press wheel and 2 quick adjustable 4 x 16 in. depth equalizing gauge wheels per row with special profile tires.

DEPTH CONTROL:

Single handle, infinite settings
0-4.0 in., zero indexed.

FRAME:

7 x 7 in. main toolbar

DRIVE:

Ground drive system with 136 speed combination transmission.

DRIVE AND CARRYING WHEELS:

Two 7.60-15SL, 10 PR Tires with dual arms

HITCH:

3 Point type, Cat III or IV.

HYDRAULIC COUPLERS:

Two standard ISO male couplers for fan
One 3/8 in. ISO coupler for fan case drain
Two standard ISO male couplers for markers if ordered.

MISCELLANEOUS EQUIPMENT:

Enhanced lighting package
SMV emblem

TRANSPORT DIMENSION:

Transport height w/markers
6 RN - 9 ft. 10 in. (3.0 m)
6 RW - 9 ft. 4 in. (2.84 m)

Transport width w/markers

6 RN, 30 in. spacing
19 ft. 4 in. (5.89 m)
6 RW, 36 in. spacing
20 ft. 11 in. (6.38 m)
6 RW, 38 in. spacing
21 ft. 9 in. (6.63 m)
6 RW, 40 in. spacing
22 ft. (6.71 m)

ASSEMBLY:

Planters come assembled as allowed by transportation constraints.
Factory Supplied Accessories ordered with planter will not be assembled.



**EARLY RISER® 1215 6ROW RIGID MTD PLANTER
US PRICE LIST**

**(Ex Works - See Standard Equipment)
Standard Equipment**

Requirements for Operation:
SEED DISCS, Order SEED DISCS
from Parts Division. (See Parts
Division Supplied Accessories at
back of price list.)

Case Drain Kit:
Order appropriate kit(s) from
Factory Supplied Accessories or the
Parts Division.

When AFS Monitor system is used
Tractor Installation Kit is required
unless tractor is equiped with an ISO
11783 Implement harness and AFS
mounting bracket.
Order appropriate kit from Factory
Supplied Accessories.

Tractor Requirements:
Horsepower 6 R - 80 PTO hp
75 PTO hp w/assist wheels

Must have one remote valve for
vacuum fan and one remote valve
for markers (float recommended).
A third remote valve is required if
lift assist wheels are installed.
Lift assist wheels are available
through Factory Supplied Accessories
at the back of the price list.

0-25 psi case drain port on tractor
for fan motor case drain (1/4 in. or
3/8 in. case drain coupler required
depending on tractor case drain
connection - 3/8 in. is supplied
with planter)

Remote relief pressure should be
2700 psi w/16 gpm flow rate at
couplers

Requirements for Operation: (cont'd)
Tractor Requirements: (cont'd)
12 Volt electrical system -
10 amp minimum
7 pin connector socket
Three point hitch

AFS Software
(please read all steps before beginning)
To Order AFS Software for Customers
who have requested a current version,
do the following:
1. Log into the CNH Precision Farming
Store found on the dealer portal
2. Select the CNH Information
Management tab
3. Click on Office Software
4. Copy the Link for AFS Software and
paste into an email to your
customer who is requesting this
software Note: Using this link the
customer will be able to download
and install the current full version
of AFS Software.
5. Order part number 88500-20-10
(AFS Mapping and Records unlock)
from your parts counter. Your
customer will receive an unlock
code to enter into the software he
downloaded from the link you
provided. Note: Dealer may want
to order and receive the unlock
prior to sending the customer the
link in step 4. That way the
customer has both the software link
and his unlock code in one email
from the dealer.

EX WORKS:
Wholegoods
(Ex Works Saskatoon, SK)
(Freight Equalized East Moline, IL)
Factory Supplied Attachments
(Ex Works Saskatoon, SK)



**EARLY RISER® 1215 6ROW RIGID MTD PLANTER
US PRICE LIST**

(Ex Works - See Standard Equipment)
Models

COMMERCIAL MODEL	WORKING WIDTH	SPACING	Weight	List Price
ER 1215 PLANTER	6 Rows	30 in.	4,000 LB	\$25,100.00
ER 1215 PLANTER	6 Rows	36 in.	5,141 LB	\$25,800.00
ER 1215 PLANTER	6 Rows	38 in.	5,477 LB	\$25,800.00
ER 1215 PLANTER	6 Rows	40 in.	5,477 LB	\$25,800.00

Factory Supplied Options

Order Code	Description	Weight	List Price
REMOTE SECTION CONTROLS			
SD_N6101 REMOTE SECTION CONTROL			
449116	Early Riser Control with High Rate Sensor		No Charge
449117	AFS Control with AccuStat Sensor		\$300.00
SEED METERING			
SD_P8404 SEED METERING			
449284	Mtr w/ru chain drv mech trans Meter w/Row Unit chain drive mechanical transmission		No Charge
449280	Mtr w/ru cbl drv w/o clu mech Meter w/Row Unit cable drive without clutch mechanical trans.		\$1,400.00
449281	Mtr w/ru cable drv w/clu mech Meter w/Row Unit cable drive with clutch mechanical transmission		\$4,100.00
ROW UNIT			
SD_16029 GAUGE WHEELS			
449144	Row Unit - std gauge wheel		No Charge
449145	Row Unit- narrow gauge wheel		\$150.00
449146	Row Unit - dual gauge wheel		\$1,500.00

**EARLY RISER® 1215 6ROW RIGID MTD PLANTER
US PRICE LIST**

(Ex Works - See Standard Equipment)

MARKERS

SD_P9201 MARKERS

	XP9201X	No markers			No Charge
	789008	Row markers Automatic alternating markers			
		if SPACING is 30 in. and WORKING WIDTH is 6 Rows			\$2,400.00
		if SPACING is 36 in. and WORKING WIDTH is 6 Rows			\$3,200.00
		if SPACING is 38 in. and WORKING WIDTH is 6 Rows			\$3,200.00
		if SPACING is 40 in. and WORKING WIDTH is 6 Rows			\$3,200.00

SEED MONITOR SYSTEMS

SD_25016 MONITOR

Early Riser					
	449155	Early Riser IV			No Charge
AFS					
	422539	AFS Pro 700 Display To view the AccuStat™ data an UNLOCK passcode is required. Order through Parts Division (p/n 47464425). This activation passcode unlocks the AccuStat™ function.			\$4,400.00
	X25016X	No Monitor			(\$500.00)

CHEMICAL APPLICATION

SD_P7401 CHEMICAL APPLICATION

	XP7401X	No granular chemical system			No Charge
	789010	Granular chemical system Not for use with cable drive. Includes basic unit for insecticide - 70 lb. capacity hopper, in furrow hose and drive package. Granular chemical mounting supports for Smart Box™ System are available through Parts Division p/n 86990636. Granular chemical Bin Level Sensor is available through Parts Division p/n 404197A1 - Sensor with AFS monitor only, (1) required for 6R and 8R, (2) required for 12R and larger.			\$1,800.00

**EARLY RISER® 1215 6ROW RIGID MTD PLANTER
US PRICE LIST**

(Ex Works - See Standard Equipment)

TILLAGE TOOLS

SD_P5306 TILLAGE TOOLS

	XP5306X	No Selection		No Charge
	789019	9.25 in. furrowing disks		\$1,800.00
	789020	12 in. furrowing disks		\$1,950.00
	789021	12 in. notched furrowing disks		\$2,250.00
	789022	V-wings		\$1,350.00
	789023	Tine teeth		\$1,500.00
	789024	Tine wheel residue managers dual wheel		\$1,950.00
	789026	Row unit mtd coulters -25 wave		\$2,400.00
	789073	No-till residue managers dual wheel		\$2,400.00

OPERATOR'S MANUAL

SD_29046 MARKET

Early Riser				
	789011	North American English		No Charge
	789012	French Canadian		No Charge
AFS				
	449282	AFS North American English		No Charge
	449283	AFS French Canadian		No Charge

OTHER EQUIPMENT

SD_50117 CHAIN GUARDS

	X50117X	No Chain guards		No Charge
	789027	Chain guards - package of 2 For dual arm drive wheels Covers chain from drive shaft to drive wheel		\$50.00

SD_50118 WHEEL COVERS

	X50118X	No Drive wheel covers		No Charge
	789041	Drive wheel cover to protect the wheel speed sensor		\$80.00

**EARLY RISER® 1215 6ROW RIGID MTD PLANTER
US PRICE LIST**

**(Ex Works - See Standard Equipment)
Factory Supplied Attachments**

Order Code	Description	Weight	List Price
Markers			
366301A	Markers (6RN) Rigid w/ electric control For 6 RN	225 LB	\$2,600.00
183092A	Markers (6RW & 8RN) Folding w/ electric control For 8 RN	241 LB	\$3,100.00
429060A	Marker Fold Box Required when ordering markers as a field attachment for use with the Early Riser Control System	1 LB	\$570.00
Granular Chemical Equipment			
84401404	Granular Chem Unit for 2 Rows Not for use with cable drive Includes insecticide hose (84279842) kit. Insecticide applied through closing disk spring guide.	80 LB	\$600.00
233906A	Front Insecticide Spreader One per row Not for use with cable drive	3 LB	\$50.00
233907A	Rear Insecticide Spreaders One per row Not for use with cable drive	4 LB	\$50.00
84279842	Hose, Insecticide One per row Not for use with cable drive	1 LB	\$20.00
233909A	Herbicide Spreader One per row Not for use with cable drive	4 LB	\$50.00
233911A	Windshield - Herbicide One per row Not for use with cable drive	1 LB	\$30.00
233913A	Spring Tooth Incorporator One per row Not for use with cable drive	8 LB	\$85.00
336295A	Hopper Divider Package One per row - To convert hopper for use with two chemicals, includes additional meter Not for use with cable drive	5 LB	\$125.00
336296A	Closed Chemical System One per row - Instructions and fittings for lock and load lid. This kit modifies the original gran. Chem. lid from Factory Supplied Attachments 247205A for lock and load. Not for use with cable drive	4 LB	\$140.00
Tillage Tools			
233915A	Support Required to mount furrowing disks, furrowing wings, tine tooth, and non-floating residue managers (1 per row). Not required for floating residue managers. Not for use with cable drive.	6 LB	\$70.00
233916A	Furrowing Disk - 9.25 in. (1 per row) Not for use with 15" row spacing	17 LB	\$230.00
233917A	Furrowing Disk - 12 in. (1 per row) Not for use with 15" row spacing	19 LB	\$255.00
87730246	Furrowing Disk- 12 in. notched (1 per row) Not for use with 15" row spacing	39 LB	\$305.00
417002A	Furrowing Wings (1 per row) Not for use with 15" row spacing	28 LB	\$155.00

**EARLY RISER® 1215 6ROW RIGID MTD PLANTER
US PRICE LIST**

(Ex Works - See Standard Equipment)

		233920A	Tine Tooth (1 per row) Not for use with 15" row spacing	20 LB		\$180.00
		87730188	Tine Wheel Residue mgrs. (LH) Dual wheel, left hand Not for use with 15" row spacing	32 LB		\$305.00
		87730203	Tine Wheel Residue mgrs. (RH) Dual wheel, right hand. Not for use with 15" row spacing	32 LB		\$305.00
		87730189	No-Till Residue mgrs. (LH) Dual wheel, left hand. Not for use with 15" row spacing	32 LB		\$330.00
		87730315	No-Till Residue mgrs. (RH) Dual wheel, right hand. Not for use with 15" row spacing	32 LB		\$330.00
		431543A	Row Unit Coulter - 25 Wave Row unit mounted coulter - 25 Wave (includes tillage support) (1 per row) For use on any row spacing. Row mounted coulters cannot be used with Case IH single disk fertilizer openers (P/N-84157031)	35 LB		\$400.00

Assist Wheel Packages

		179634A	Assist Wheel Package - 6RW and 8RN When using lift assist wheels, quick hitch must be used.	500 LB		\$5,100.00
		179635A	Assist Wheel Package - 6RN and 8RW When using lift assist wheels, quick hitch must be used.	500 LB		\$5,100.00

Chain Guards

		368425A	Chain Guards, Dual Arm Wheel For dual arm wheel - package of 2	22 LB		\$50.00
--	--	---------	---	-------	--	---------

Additional Attachments

		282924A	Dual Gauge Wheels For wide row planters only, one per row When using dual gauge wheels on 36 or 38 in. row spacing, dual arm drive and carrying wheels are required.	101 LB		\$500.00
--	--	---------	---	--------	--	----------

Planter Fan Case Drain

		367010A	Motor Case Drain Magnum For 7100, 7200 or 8900 Series Magnum Tractors (SEE NOTES 5, 6 AND 7 IN APPENDIX AT THE END OF THE PRINTED PRICE BOOK)	3 LB		\$100.00
		367011A	Motor Case Drain Steiger For 9100, 9200 or 9300 Series Steiger Tractors (SEE NOTES 5, 6 AND 7 IN APPENDIX AT THE END OF THE PRINTED PRICE BOOK)	3 LB		\$100.00

Tractor Installation Kits

		87652428	Monitor Installation Kit - AFS For use with all brands of tractors. For use with AFS Monitors and color software. Not required if Case IH tractor is already equipped with ISO 11783 Implement Harness option and AFS mounting bracket. ARTICULATED TRACTORS SEE NOTE 8. (SEE NOTES 8,9 AND 10 IN APPENDIX AT THE END OF THE PRINTED PRICE BOOK)	17 LB		\$800.00
--	--	----------	---	-------	--	----------



**EARLY RISER® 1215 6ROW RIGID MTD PLANTER
US PRICE LIST**

(Ex Works - See Standard Equipment)

Row unit - Additional

	84221684	Row Unit Std Gauge Wheel LH LH ASM Row Unit with standard gauge wheels and short parallel linkages. (SEE NOTE 19 IN APPENDIX AT END OF PRINTED PRICE BOOK)	320 LB	\$2,200.00
	84221685	Row Unit Std Gauge Wheel RH RH ASM Row Unit with standard gauge wheels and short parallel linkages. (SEE NOTE 19 IN APPENDIX AT END OF PRINTED PRICE BOOK)	320 LB	\$2,200.00
	84221686	Row Unit Narrow GW LH LH ASM Row Unit with narrow gauge wheels and short parallel linkages. (SEE NOTE 19 IN APPENDIX AT END OF PRINTED PRICE BOOK)	320 LB	\$2,225.00
	84221687	Row Unit Narrow GW RH RH ASM Row Unit with narrow gauge wheels and short parallel linkages. (SEE NOTE 19 IN APPENDIX AT END OF PRINTED PRICE BOOK)	320 LB	\$2,225.00
	84221688	Row Unit LH Narrow Ext. Link LH ASM Row Unit with narrow gauge wheels and long parallel linkages. (SEE NOTE 19 IN APPENDIX AT END OF PRINTED PRICE BOOK)	320 LB	\$2,250.00
	84221689	Row Unit RH Narrow Ext. Link RH ASM Row Unit with narrow gauge wheels and long parallel linkages. (SEE NOTE 19 IN APPENDIX AT END OF PRINTED PRICE BOOK)	320 LB	\$2,250.00
	383337A	Seed Tube With Smart Sensor ASM seed tube with AFS smart sensor (as used with AFS Displays)	1 LB	\$200.00
	429430A	Seed Tube with High Rate Sensor ASM seed tube with Hi Rate Sensor (as used with Early Riser Control System)	1 LB	\$175.00
	406270A	Seed Tube W/O Sensor ASM seed tube with no sensor (plugged)	1 LB	\$25.00
	307962A	Vacuum Fan System ASM Fan System - includes fan components and hydraulics for a planter. This fan will power up to 12 rows, some crops require additional fans.(18 rows for corn or soybeans). (SEE NOTE 20 IN APPENDIX AT END OF PRINTED PRICE BOOK)	240 LB	\$2,900.00
	87755924	Attachment, Transmission Transmission assembly - order 1 for up to 12 rows	128 LB	\$2,200.00
	433735A	Lh Dual Arm Drivewheel (SEE NOTE 21 IN APPENDIX AT END OF PRINTED PRICE BOOK)	160 LB	\$990.00

**EARLY RISER® 1215 8ROW RIGID MTD PLANTER
US PRICE LIST**

**(Ex Works - See Standard Equipment)
Standard Equipment**

SEED HOPPERS:

One 1.9 bushel hopper per row
Capacity as follows:
For 8 R machines - 15.2 bu. total

SEED METERING/DELIVERY:

Advanced Seed Meter located on each row to meter seed from hoppers to openers. Planter mounted, hydraulically driven fan pulls seed to holes in seed disc. Vacuum gauge for visual check is standard.

SEED DISCS REQUIRED FOR OPERATION**DISPLAY SYSTEM:**

Early Riser IV display and high rate seed sensors.
If optional AFS Pro 700 is selected the planter will come with the AccuStat™ sensor. A software key may be required depending on the desired functions.

ROW UNITS (BOLT-ON):

Single pin quick adjust down pressure spring, 14 in. (35 cm) staggered left and right hand double disk openers with a HEAVY-DUTY TRIPLE LIP SEALED BEARING and flat scrapers (rotary scraper available through Parts Division), quick adjustable staggered covering disks, 6.5 x 12 in. press wheel and 2 quick adjustable 4 x 16 in. depth equalizing gauge wheels per row with special profile tires.

DEPTH CONTROL:

Single handle, infinite settings
0-4.0 in., zero indexed.

FRAME:

7 x 7 in. main toolbar

DISPLAY SYSTEM:

Early Riser IV display and the high

DRIVE:

Ground drive system with 136 speed combination transmission.

DRIVE AND CARRYING WHEELS:

Two 7.60-15SL, 10 PR Tires with dual arms

HITCH:

3 Point type, Cat III or IV.

HYDRAULIC COUPLERS:

Two standard ISO male couplers for fan
One 3/8 in. ISO coupler for fan case drain
Two standard ISO male couplers for markers if ordered.

MISCELLANEOUS EQUIPMENT:

Enhanced lighting package
SMV emblem

TRANSPORT DIMENSION:

Transport height w/markers
8 RN - 9 ft. 4 in. (2.84 m)
8 RW - 11 ft. 4 in. (3.48 m)

Transport width w/markers

8 RN, 30 in. spacing
24 ft. 4 in. (7.42 m)
8 RW, 36 in. spacing
26 ft. 11 in. (8.2 m)
8 RW, 38 in. spacing
28 ft. 1 in. (8.6 m)
8 RW, 40 in. spacing
28 ft. 8 in. (8.74 m)

ASSEMBLY:

Planters come assembled as allowed by transportation constraints.
Factory Supplied Accessories ordered with planter will not be assembled.



**EARLY RISER® 1215 8ROW RIGID MTD PLANTER
US PRICE LIST**

**(Ex Works - See Standard Equipment)
Standard Equipment**

Requirements for Operation:
SEED DISCS, Order SEED DISCS
from Parts Division. (See Parts
Division Supplied Accessories at
back of price list.)

Case Drain Kit:
Order appropriate kits(s) from
Factory Supplied Accessories or the
Parts Division.

When AFS Monitor system is used
Tractor Installation Kit is required
unless tractor is equiped with an ISO
11783 Implement harness and AFS
mounting bracket.
Order appropriate kit from Factory
Supplied Accessories

Tractor Requirements:
Horsepower 8 R - 105 PTO hp
100 PTO hp w/assist wheels

Must have one remote valve for
vacuum fan and one remote valve
for markers (float recommended).
A third remote valve is required if
lift assist wheels are installed.
Lift assist wheels are available
through Factory Supplied Accessories
at the back of the price list.

0-25 psi case drain port on tractor
for fan motor case drain (1/4 in. or
3/8 in. case drain coupler required
depending on tractor case drain
connection - 3/8 in. is supplied
with planter)

Remote relief pressure should be
2700 psi w/16 gpm flow rate at
couplers

Requirements for Operation: (cont'd)
Tractor Requirements: (cont'd)
12 Volt electrical system - 10 amp
minimum
7 pin connector socket
Three point hitch

AFS Software
(please read all steps before beginning)
To Order AFS Software for Customers
who have requested a current version,
do the following:
1. Log into the CNH Precision Farming
Store found on the dealer portal
2. Select the CNH Information
Management tab
3. Click on Office Software
4. Copy the Link for AFS Software and
paste into an email to your
customer who is requesting this
software Note: Using this link the
customer will be able to download
and install the current full version
of AFS Software.
5. Order part number 88500-20-10
(AFS Mapping and Records unlock)
from your parts counter. Your
customer will receive an unlock
code to enter into the software he
downloaded from the link you
provided. Note: Dealer may want
to order and receive the unlock
prior to sending the customer the 1
link in step 4. That way the
customer has both the software link
and his unlock code in one email
from the dealer.

EX WORKS:
Wholegoods
(Ex Works Saskatoon, SK)
(Freight Equalized East Moline, IL)
Factory Supplied Attachments
(Ex Works Saskatoon, SK)



**EARLY RISER® 1215 8ROW RIGID MTD PLANTER
US PRICE LIST**

(Ex Works - See Standard Equipment)
Models

COMMERCIAL MODEL	WORKING WIDTH	SPACING	Weight	List Price
ER 1215 PLANTER	8 Rows	30 in.	5,477 LB	\$31,500.00
ER 1215 PLANTER	8 Rows	36 in.	5,477 LB	\$32,500.00
ER 1215 PLANTER	8 Rows	38 in.	5,477 LB	\$32,500.00
ER 1215 PLANTER	8 Rows	40 in.	6,141 LB	\$32,500.00

Factory Supplied Options

Order Code	Description	Weight	List Price
REMOTE SECTION CONTROLS			
SD_N6101 REMOTE SECTION CONTROL			
449116	Early Riser Control with High Rate Sensor		No Charge
449117	AFS Control with AccuStat Sensor		\$400.00
SEED METERING			
SD_P8404 SEED METERING			
449284	Mtr w/ru chain drv mech trans Meter w/Row Unit chain drive mechanical transmission		No Charge
449280	Mtr w/ru cbl drv w/o clu mech Meter w/Row Unit cable drive without clutch mechanical trans.		\$1,900.00
449281	Mtr w/ru cable drv w/clu mech Meter w/Row Unit cable drive with clutch mechanical transmission		\$5,400.00
ROW UNIT			
SD_16029 GAUGE WHEELS			
449144	Row Unit - std gauge wheel		No Charge
449145	Row Unit- narrow gauge wheel		\$200.00
449146	Row Unit - dual gauge wheel		\$2,000.00

**EARLY RISER® 1215 8ROW RIGID MTD PLANTER
US PRICE LIST**

(Ex Works - See Standard Equipment)

MARKERS

SD_P9201 MARKERS

	XP9201X	No markers		No Charge
	789008	Row markers Automatic alternating markers		
		if SPACING is 38 in. and WORKING WIDTH is 8 Rows		\$3,000.00
		if SPACING is 30 in. and WORKING WIDTH is 8 Rows		\$3,300.00
		if SPACING is 36 in. and WORKING WIDTH is 8 Rows		\$3,300.00
		if SPACING is 40 in. and WORKING WIDTH is 8 Rows		\$3,300.00

SEED MONITOR SYSTEMS

SD_25016 MONITOR

Early Riser				
	449155	Early Riser IV		No Charge
AFS				
	422539	AFS Pro 700 Display To view the AccuStat™ data an UNLOCK passcode is required. Order through Parts Division (p/n 47464425). This activation passcode unlocks the AccuStat™ function.		\$4,400.00
	X25016X	No Monitor		(\$500.00)

CHEMICAL APPLICATION

SD_P7401 CHEMICAL APPLICATION

	XP7401X	No granular chemical system		No Charge
	789010	Granular chemical system Not for use with cable drive. Includes basic unit for insecticide - 70 lb. capacity hopper, in furrow hose and drive package. Granular chemical mounting supports for Smart Box™ System are available through Parts Division p/n 86990636. Granular chemical Bin Level Sensor is available through Parts Division p/n 404197A1 - Sensor with AFS monitor only, (1) required for 6R and 8R, (2) required for 12R and larger.		\$2,400.00

**EARLY RISER® 1215 8ROW RIGID MTD PLANTER
US PRICE LIST**

(Ex Works - See Standard Equipment)

TILLAGE TOOLS

SD_P5306 TILLAGE TOOLS

	XP5306X	No Selection		No Charge
	789019	9.25 in. furrowing disks		\$2,400.00
	789020	12 in. furrowing disks		\$2,600.00
	789021	12 in. notched furrowing disks		\$3,000.00
	789022	V-wings		\$1,800.00
	789023	Tine teeth		\$2,000.00
	789024	Tine wheel residue managers dual wheel		\$3,000.00
	789026	Row unit mtd coulters -25 wave		\$3,200.00
	789073	No-till residue managers dual wheel		\$3,200.00

OPERATOR'S MANUAL

SD_29046 MARKET

Early Riser				
	789011	North American English		No Charge
	789012	French Canadian		No Charge
AFS				
	449282	AFS North American English		No Charge
	449283	AFS French Canadian		No Charge

OTHER EQUIPMENT

SD_50117 CHAIN GUARDS

	X50117X	No Chain guards		No Charge
	789027	Chain guards - package of 2 For dual arm drive wheels Covers chain from drive shaft to drive wheel		\$50.00

SD_50118 WHEEL COVERS

	X50118X	No Drive wheel covers		No Charge
	789041	Drive wheel cover to protect the wheel speed sensor		\$80.00



**EARLY RISER® 1215 8ROW RIGID MTD PLANTER
US PRICE LIST**

**(Ex Works - See Standard Equipment)
Factory Supplied Attachments**

Order Code	Description	Weight	List Price
Markers			
366301A	Markers (6RN) Rigid w/ electric control For 6 RN	225 LB	\$2,600.00
324050A	Markers - 8RN Folding automatic alternating	443 LB	\$3,100.00
324051A	Markers - 8RW Folding automatic alternating	268 LB	\$3,300.00
429060A	Marker Fold Box Required when ordering markers as a field attachment for use with the Early Riser Control System	1 LB	\$570.00
Granular Chemical Equipment			
84401404	Granular Chem Unit for 2 Rows Not for use with cable drive Includes insecticide hose (84279842) kit. Insecticide applied through closing disk spring guide.	80 LB	\$600.00
233906A	Front Insecticide Spreader One per row Not for use with cable drive	3 LB	\$50.00
233907A	Rear Insecticide Spreaders One per row Not for use with cable drive	4 LB	\$50.00
84279842	Hose, Insecticide One per row Not for use with cable drive	1 LB	\$20.00
233909A	Herbicide Spreader One per row Not for use with cable drive	4 LB	\$50.00
233911A	Windshield - Herbicide One per row Not for use with cable drive	1 LB	\$30.00
233913A	Spring Tooth Incorporator One per row Not for use with cable drive	8 LB	\$85.00
336295A	Hopper Divider Package One per row - To convert hopper for use with two chemicals, includes additional meter Not for use with cable drive	5 LB	\$125.00
336296A	Closed Chemical System One per row - Instructions and fittings for lock and load lid. This kit modifies the original gran. Chem. lid from Factory Supplied Attachments 247205A for lock and load. Not for use with cable drive	4 LB	\$140.00
Tillage Tools			
233915A	Support Required to mount furrowing disks, furrowing wings, tine tooth, and non-floating residue managers (1 per row). Not required for floating residue managers. Not for use with cable drive.	6 LB	\$70.00
233916A	Furrowing Disk - 9.25 in. (1 per row) Not for use with 15" row spacing	17 LB	\$230.00
233917A	Furrowing Disk - 12 in. (1 per row) Not for use with 15" row spacing	19 LB	\$255.00
87730246	Furrowing Disk- 12 in. notched (1 per row) Not for use with 15" row spacing	39 LB	\$305.00

**EARLY RISER® 1215 8ROW RIGID MTD PLANTER
US PRICE LIST**

(Ex Works - See Standard Equipment)

	417002A	Furrowing Wings (1 per row) Not for use with 15" row spacing	28 LB	\$155.00
	233920A	Tine Tooth (1 per row) Not for use with 15" row spacing	20 LB	\$180.00
	87730188	Tine Wheel Residue mgrs. (LH) Dual wheel, left hand Not for use with 15" row spacing	32 LB	\$305.00
	87730203	Tine Wheel Residue mgrs. (RH) Dual wheel, right hand. Not for use with 15" row spacing	32 LB	\$305.00
	87730189	No-Till Residue mgrs. (LH) Dual wheel, left hand. Not for use with 15" row spacing	32 LB	\$330.00
	87730315	No-Till Residue mgrs. (RH) Dual wheel, right hand. Not for use with 15" row spacing	32 LB	\$330.00
	431543A	Row Unit Coulter - 25 Wave Row unit mounted coulter - 25 Wave (includes tillage support) (1 per row) For use on any row spacing. Row mounted coulters cannot be used with Case IH single disk fertilizer openers (P/N-84157031)	35 LB	\$400.00

Assist Wheel Packages

	179634A	Assist Wheel Package - 6RW and 8RN When using lift assist wheels, quick hitch must be used.	500 LB	\$5,100.00
	179635A	Assist Wheel Package - 6RN and 8RW When using lift assist wheels, quick hitch must be used.	500 LB	\$5,100.00

Chain Guards

	368425A	Chain Guards, Dual Arm Wheel For dual arm wheel - package of 2	22 LB	\$50.00
--	---------	---	-------	---------

Additional Attachments

	282924A	Dual Gauge Wheels For wide row planters only, one per row When using dual gauge wheels on 36 or 38 in. row spacing, dual arm drive and carrying wheels are required.	101 LB	\$500.00
--	---------	---	--------	----------

Planter Fan Case Drain

	367010A	Motor Case Drain Magnum For 7100, 7200 or 8900 Series Magnum Tractors (SEE NOTES 5, 6 AND 7 IN APPENDIX AT THE END OF THE PRINTED PRICE BOOK)	3 LB	\$100.00
	367011A	Motor Case Drain Steiger For 9100, 9200 or 9300 Series Steiger Tractors (SEE NOTES 5, 6 AND 7 IN APPENDIX AT THE END OF THE PRINTED PRICE BOOK)	3 LB	\$100.00

Tractor Installation Kits

	87652428	Monitor Installation Kit - AFS For use with all brands of tractors. For use with AFS Monitors and color software. Not required if Case IH tractor is already equipped with ISO 11783 Implement Harness option and AFS mounting bracket. ARTICULATED TRACTORS SEE NOTE 8. (SEE NOTES 8,9 AND 10 IN APPENDIX AT THE END OF THE PRINTED PRICE BOOK)	17 LB	\$800.00
--	----------	---	-------	----------

**EARLY RISER® 1215 8ROW RIGID MTD PLANTER
US PRICE LIST**

(Ex Works - See Standard Equipment)

Row unit - Additional

	84221684	Row Unit Std Gauge Wheel LH LH ASM Row Unit with standard gauge wheels and short parallel linkages. (SEE NOTE 19 IN APPENDIX AT END OF PRINTED PRICE BOOK)	320 LB		\$2,200.00
	84221685	Row Unit Std Gauge Wheel RH RH ASM Row Unit with standard gauge wheels and short parallel linkages. (SEE NOTE 19 IN APPENDIX AT END OF PRINTED PRICE BOOK)	320 LB		\$2,200.00
	84221686	Row Unit Narrow GW LH LH ASM Row Unit with narrow gauge wheels and short parallel linkages. (SEE NOTE 19 IN APPENDIX AT END OF PRINTED PRICE BOOK)	320 LB		\$2,225.00
	84221687	Row Unit Narrow GW RH RH ASM Row Unit with narrow gauge wheels and short parallel linkages. (SEE NOTE 19 IN APPENDIX AT END OF PRINTED PRICE BOOK)	320 LB		\$2,225.00
	84221688	Row Unit LH Narrow Ext. Link LH ASM Row Unit with narrow gauge wheels and long parallel linkages. (SEE NOTE 19 IN APPENDIX AT END OF PRINTED PRICE BOOK)	320 LB		\$2,250.00
	84221689	Row Unit RH Narrow Ext. Link RH ASM Row Unit with narrow gauge wheels and long parallel linkages. (SEE NOTE 19 IN APPENDIX AT END OF PRINTED PRICE BOOK)	320 LB		\$2,250.00
	383337A	Seed Tube With Smart Sensor ASM seed tube with AFS smart sensor (as used with AFS Displays)	1 LB		\$200.00
	429430A	Seed Tube with High Rate Sensor ASM seed tube with Hi Rate Sensor (as used with Early Riser Control System)	1 LB		\$175.00
	406270A	Seed Tube W/O Sensor ASM seed tube with no sensor (plugged)	1 LB		\$25.00
	307962A	Vacuum Fan System ASM Fan System - includes fan components and hydraulics for a planter. This fan will power up to 12 rows, some crops require additional fans.(18 rows for corn or soybeans). (SEE NOTE 20 IN APPENDIX AT END OF PRINTED PRICE BOOK)	240 LB		\$2,900.00
	87755924	Attachment, Transmission Transmission assembly - order 1 for up to 12 rows	128 LB		\$2,200.00
	433735A	Lh Dual Arm Drivewheel (SEE NOTE 21 IN APPENDIX AT END OF PRINTED PRICE BOOK)	160 LB		\$990.00

**EARLY RISER® 1225 RIGID TRAILING PLANTER
US PRICE LIST**

**(Ex Works - See Standard Equipment)
Standard Equipment**

SEED HOPPERS:

One 1.9 bushel hopper per row
Capacities as follows:
For 6 R machines - 11.4 bu. total
For 8 R machines - 15.2 bu. total

SEED METERING/DELIVERY:

Advanced Seed Meter located on each row to meter seed from hoppers to openers. Planter mounted, hydraulically driven fan pulls seed to holes in seed disc. Vacuum gauge for visual check is standard.

**SEED DISCS REQUIRED FOR
OPERATION**

DISPLAY SYSTEM:

Early Riser IV display and high rate seed sensors.
If optional AFS Pro 700 is selected the planter will come with the AccuStat™ sensor. A software key may be required depending on the desired functions.

ROW UNITS (BOLT-ON):

Single pin quick adjust down pressure spring, 14 in. (35 cm) staggered left and right hand double disk openers with a HEAVY-DUTY TRIPLE LIP SEALED BEARING and flat scrapers (rotary scraper available through Parts Division), quick adjustable staggered covering disks, 6.5 x 12 in. press wheel and 2 quick adjustable 4 x 16 in. depth equalizing gauge wheels per row with special profile tires.

DEPTH CONTROL:

Single handle, infinite settings
0-4.0 in., zero indexed.

FRAME:

7 x 7 in. main toolbar
Hydraulic lift system: Special double acting Master-slave hydraulic wheel cylinders with rephasing valve

DRIVE:

Ground drive system with 136 speed combination transmission or hydraulic drive.

DRIVE AND CARRYING WHEELS:

Tubeless with sealed precision bearings
Four 15 in. w/7.60 x 15 10PR tires

HITCH:

Heavy-duty with screw type jack vertical hitch adjustment. 2,000 lb. (907 kg) capacity
Clevis type with hole for 7/8 in. pin
Optional folding tongue available

TRANSPORT DIMENSION:

Transport height w/markers
6 RN - 11 ft. 2 in. (3.40 m)
8 RN - 9 ft. 5 in. (2.87 m)
Transport width w/markers
6 RN - 17 ft. 3 in. (5.26 m)
8 RN - 25 ft. (7.62 m)

HYDRAULIC COUPLERS:

Two standard ISO male couplers for fan
One 3/8 in. ISO coupler for fan case drain
Two standard ISO male couplers for lift/drive/carrying wheels and markers if ordered.

MISCELLANEOUS EQUIPMENT:

Highway transport chain and attaching hardware
Enhanced lighting package
SMV emblem

**EARLY RISER® 1225 RIGID TRAILING PLANTER
US PRICE LIST**

**(Ex Works - See Standard Equipment)
Standard Equipment**

ASSEMBLY:

Planters come assembled as allowed by transportation constraints. Factory Supplied Accessories ordered with planter will not be assembled.

Requirements for Operation:

SEED DISCS, Order SEED DISCS from Parts Division. (See Parts Division Supplied Accessories at back of price list.)

Case Drain Kit:

Order appropriate kits(s) from Factory Supplied Accessories or the Parts Division.

When AFS monitor system is used

Tractor Installation Kit is required unless tractor is equipped with ISO 11783 Implement harness and AFS mounting bracket.

Order appropriate kit from Factory Supplied Accessories.

Tractor Requirements:

Horsepower:

- 6 R - 75 PTO hp,
- 6 R - 85 PTO hp w/fertilizer system,
- 8 R - 100 PTO hp,
- 8 R - 110 PTO hp w/fertilizer

Must have two remote valves. If tractor has one valve, or less than 16 gpm flow at the remotes, a PTO pump is required. Order from Factory Supplied Accessories (for non-hydraulic drive planters only).

0-25 psi case drain port on tractor for fan motor case drain (1/4 in. or 3/8 in. case drain coupler required depending on tractor case drain connection - 3/8 in. is supplied with planter)

Requirements for Operation: (cont'd)

Tractor Requirements: (cont'd)

Remote relief pressure should be 2700 psi w/16 gpm flow rate at couplers

12 Volt electrical system -

10 amp minimum

7 pin connector socket

AFS Software

(please read all steps before beginning)

To Order AFS Software for Customers who have requested a current version, do the following:

1. Log into the CNH Precision Farming Store found on the dealer portal
2. Select the CNH Information Management tab
3. Click on Office Software
4. Copy the Link for AFS Software and paste into an email to your customer who is requesting this software Note: Using this link the customer will be able to download and install the current full version of AFS Software.
5. Order part number 88500-20-10 (AFS Mapping and Records unlock) from your parts counter. Your customer will receive an unlock code to enter into the software he downloaded from the link you provided. Note: Dealer may want to order and receive the unlock prior to sending the customer the link in step 4. That way the customer has both the software link and his unlock code in one email from the dealer.



**EARLY RISER® 1225 RIGID TRAILING PLANTER
US PRICE LIST**

**(Ex Works - See Standard Equipment)
Standard Equipment**

EX WORKS:

Wholegoods

(Ex Works Saskatoon, SK)

(Freight Equalized East Moline, IL)

Factory Supplied Attachments

(Ex Works Saskatoon, SK)



**EARLY RISER® 1225 RIGID TRAILING PLANTER
US PRICE LIST**

(Ex Works - See Standard Equipment)

Models

COMMERCIAL MODEL	WORKING WIDTH	SPACING	HITCH	Weight	List Price
ER 1225 PLANTER	6 Rows	30 in.	FOLDING HTCH	5,000 LB	\$33,700.00
ER 1225 PLANTER	6 Rows	30 in.	RIGID HITCH	5,000 LB	\$33,300.00
ER 1225 PLANTER	8 Rows	30 in.	FOLDING HTCH	5,000 LB	\$42,000.00
ER 1225 PLANTER	8 Rows	30 in.	RIGID HITCH	5,000 LB	\$41,600.00

Factory Supplied Options

Order Code	Description	Weight	List Price
REMOTE SECTION CONTROLS			

SD_N6101 REMOTE SECTION CONTROL

449116	Early Riser Control with High Rate Sensor		No Charge
449117	AFS Control with AccuStat Sensor		
	if WORKING WIDTH is 6 Rows		\$300.00
	if WORKING WIDTH is 8 Rows		\$400.00

SEED METERING

SD_P8404 SEED METERING

Mechanical Transmission

449284	Mtr w/ru chain drv mech trans Meter w/row unit chain drive		No Charge
449280	Mtr w/ru cbl drv w/o clu mech Meter w/row unit cable drive without clutch		
	if WORKING WIDTH is 6 Rows		\$1,400.00
	if WORKING WIDTH is 8 Rows		\$1,900.00
449281	Mtr w/ru cable drv w/clu mech Meter w/row unit cable drive with clutch Not for use with Early Riser Control.		
	if WORKING WIDTH is 6 Rows		\$4,100.00
	if WORKING WIDTH is 8 Rows		\$5,400.00



**EARLY RISER® 1225 RIGID TRAILING PLANTER
US PRICE LIST**

(Ex Works - See Standard Equipment)

Hydraulic Transmission					
	449157	Meter w/ru chain drive Meter w/row unit chain drive Not for use with Early Riser Control.			(\$300.00)
	449158	Meter w/ru cable drive w/o clu Meter w/row unit cable drive without clutch Not for use with Early Riser Control.			
		if WORKING WIDTH is 6 Rows			\$1,400.00
		if WORKING WIDTH is 8 Rows			\$1,900.00
	449159	Meter w/ru cable drive w/clutc Meter w/row unit cable drive with clutch Not for use with Early Riser Control.			
		if WORKING WIDTH is 6 Rows			\$4,100.00
		if WORKING WIDTH is 8 Rows			\$5,400.00

DRIVES

SD_03015 DRIVES					
	449118	ER Mech DDrive w/Hopper Early Riser Mechanical direct drive w/hopper			No Charge
	449119	AFS Mech DDrive w/Hopper AFS Mechanical Drive w/hopper Not available with Early Riser Control.			No Charge
	449120	AFS Hyd DDrive w/Hopper AFS Hydraulic direct drive w/hopper Not available with Early Riser Control.			\$1,800.00

ROW UNIT

SD_16029 GAUGE WHEELS					
	449144	Row Unit - std gauge wheel			No Charge
	449145	Row Unit- narrow gauge wheel			
		if WORKING WIDTH is 6 Rows			\$150.00
		if WORKING WIDTH is 8 Rows			\$200.00

MARKERS

SD_P9201 MARKERS					
	789008	Row markers Rigid automatic alternating for 6RN Folding automatic alternating for 8RN			No Charge
	XP9201X	No markers			
		if WORKING WIDTH is 6 Rows			(\$1,900.00)
		if WORKING WIDTH is 8 Rows			(\$2,500.00)



**EARLY RISER® 1225 RIGID TRAILING PLANTER
US PRICE LIST**

(Ex Works - See Standard Equipment)

SEED MONITOR SYSTEMS

SD_25016 MONITOR

Early Riser				
	449155	Early Riser IV		No Charge
AFS				
	422539	AFS Pro 700 Display To view the AccuStat™ data an UNLOCK passcode is required. Order through Parts Division (p/n 47464425). This activation passcode unlocks the AccuStat™ function.		\$4,400.00
	X25016X	No Monitor		(\$500.00)

CHEMICAL APPLICATION

SD_P7401 CHEMICAL APPLICATION

	XP7401X	No granular chemical system		No Charge
	789010	Granular chemical system Not for use with cable drive. Includes basic unit for insecticide - 70 lb. capacity hopper, in furrow hose and drive package. Granular chemical mounting supports for Smart Box™ System are available through Parts Division p/n 86990636. Granular chemical Bin Level Sensor is available through Parts Division p/n 404197A1 - Sensor with AFS monitor only, (1) required for 6R and 8R, (2) required for 12R and larger.		
		if WORKING WIDTH is 6 Rows		\$1,800.00
		if WORKING WIDTH is 8 Rows		\$2,400.00

SD_P9801 FERTILIZER

	XP9801X	No selection		No Charge
	789036	Liquid fertilizer system Includes white polyethylene tank frames and piston pump. Capacity: 6R30 (2 x 110 gal tanks) 8R30 (4 x 70 gal tanks)		
		if WORKING WIDTH is 6 Rows		\$5,500.00
		if WORKING WIDTH is 8 Rows		\$6,500.00
	789035	Dry fertilizer system Includes hoppers, frame, drives and high rate auger. Capacity: 6RN - two 900 lb./409 kg hoppers, 8 RN - four 600 lb./272 kg hoppers.		
		if WORKING WIDTH is 6 Rows		\$2,800.00
		if WORKING WIDTH is 8 Rows		\$3,800.00



**EARLY RISER® 1225 RIGID TRAILING PLANTER
US PRICE LIST**

(Ex Works - See Standard Equipment)

FERTILIZER OPENERS

SD_P5302 FERTILIZER OPENER

	XP5302X	No Selection		No Charge
	789053	No-till coulter w/knife Liquid fert. w/knife system. Single 17 in./431 mm rippled coulter w/parallel linkage.		
		if WORKING WIDTH is 6 Rows		\$4,200.00
		if WORKING WIDTH is 8 Rows		\$5,600.00
	449321	Coulter with knife - dry		
		if WORKING WIDTH is 6 Rows		\$4,200.00
		if WORKING WIDTH is 8 Rows		\$5,600.00
	421524	Coulter - double disk - liquid		
		if WORKING WIDTH is 6 Rows		\$2,700.00
		if WORKING WIDTH is 8 Rows		\$3,600.00
	449322	Coulter - double disk - dry		
		if WORKING WIDTH is 6 Rows		\$2,700.00
		if WORKING WIDTH is 8 Rows		\$3,600.00

TILLAGE TOOLS

SD_P5306 TILLAGE TOOLS

	XP5306X	No Selection		No Charge
	789019	9.25 in. furrowing disks		
		if WORKING WIDTH is 6 Rows		\$1,800.00
		if WORKING WIDTH is 8 Rows		\$2,400.00
	789020	12 in. furrowing disks		
		if WORKING WIDTH is 6 Rows		\$1,950.00
		if WORKING WIDTH is 8 Rows		\$2,600.00
	789021	12 in. notched furrowing disks		
		if WORKING WIDTH is 6 Rows		\$2,250.00
		if WORKING WIDTH is 8 Rows		\$3,000.00
	789023	Tine teeth		
		if WORKING WIDTH is 6 Rows		\$1,500.00
		if WORKING WIDTH is 8 Rows		\$2,000.00
	789024	Tine wheel residue managers dual wheel		
		if WORKING WIDTH is 6 Rows		\$1,950.00
		if WORKING WIDTH is 8 Rows		\$2,600.00
	789026	Row unit mtd coulters -25 wave		
		if WORKING WIDTH is 6 Rows		\$2,400.00
		if WORKING WIDTH is 8 Rows		\$3,200.00
	789073	No-till residue managers dual wheel		
		if WORKING WIDTH is 6 Rows		\$2,400.00

**EARLY RISER® 1225 RIGID TRAILING PLANTER
US PRICE LIST**

(Ex Works - See Standard Equipment)

		if WORKING WIDTH is 8 Rows	\$3,200.00
--	--	----------------------------	------------

OPERATOR'S MANUAL

SD_29046 MARKET

Early Riser			
		789011 North American English	No Charge
		789012 French Canadian	No Charge
AFS			
		449282 AFS North American English	No Charge
		449283 AFS French Canadian	No Charge

OTHER EQUIPMENT

SD_50117 CHAIN GUARDS

		X50117X No Chain guards	No Charge
		789027 Chain guards - package of 2 2 chain guards for mechanical drive planters without fertilizer or hydraulic drive planters with fertilizer. Covers chain from drive shaft to drive wheel.	\$50.00
		424905 Chain guards pkg 4 4 chain guards for mechanical drive planters with fertilizer. Covers chain from drive shaft to drive wheel.	\$100.00

SD_50118 WHEEL COVERS

		X50118X No Drive wheel covers	No Charge
		789041 Drive wheel cover to protect the wheel speed sensor. For Early Riser IV order one. For AFS order one plus an additional cover from the Factory Supplied Accessories (#233928A) for the second seed sensor. This only applies to 1225 Rigid Trailing Planter.	\$80.00

SD_50119 ROCK GUARDS

		X50119X No Rock guards	No Charge
		424362 Rock guards - for 4 wheels Fits drive and carrying wheels	\$160.00

**EARLY RISER® 1225 RIGID TRAILING PLANTER
US PRICE LIST**

**(Ex Works - See Standard Equipment)
Factory Supplied Attachments**

Order Code	Description	Weight	List Price
Markers			
366301A	Markers (6RN) Rigid w/ electric control For 6 RN	225 LB	\$2,600.00
183092A	Markers (6RW & 8RN) Folding w/ electric control For 8 RN	241 LB	\$3,100.00
429060A	Marker Fold Box Required when ordering markers as a field attachment for use with the Early Riser Control System	1 LB	\$570.00
Granular Chemical Equipment			
84401404	Granular Chem Unit for 2 Rows Not for use with cable drive Includes insecticide hose (84279842) kit. Insecticide applied through closing disk spring guide.	80 LB	\$600.00
233906A	Front Insecticide Spreader One per row Not for use with cable drive	3 LB	\$50.00
233907A	Rear Insecticide Spreaders One per row Not for use with cable drive	4 LB	\$50.00
84279842	Hose, Insecticide One per row Not for use with cable drive	1 LB	\$20.00
233909A	Herbicide Spreader One per row Not for use with cable drive	4 LB	\$50.00
233911A	Windshield - Herbicide One per row Not for use with cable drive	1 LB	\$30.00
233913A	Spring Tooth Incorporator One per row Not for use with cable drive	8 LB	\$85.00
336295A	Hopper Divider Package One per row - To convert hopper for use with two chemicals, includes additional meter Not for use with cable drive	5 LB	\$125.00
336296A	Closed Chemical System One per row - Instructions and fittings for lock and load lid. This kit modifies the original gran. Chem. lid from Factory Supplied Attachments 247205A for lock and load. Not for use with cable drive	4 LB	\$140.00
Fertilizer Systems			
364675A	Dry Fertilizer System 6RN Includes base unit consisting of frame, hoppers and drive REQUIRES auger package and openers. For 6RN rigid - Two 900 lb. (409 kg.) hoppers	604 LB	\$2,900.00
87502653	Dry Fertilizer System 8RN Includes base unit consisting of frame, hoppers and drive REQUIRES auger package and openers. For 8 RN rigid - four 600 lb. (272 kg) hoppers (S/N CBJ025105 and after)	1 LB	\$3,700.00
1261236C	Dry Fert. Auger 6RN (Low) Low rate auger completing package - For 6RN rigid (1 required)	37 LB	\$300.00

**EARLY RISER® 1225 RIGID TRAILING PLANTER
US PRICE LIST**

(Ex Works - See Standard Equipment)

	381580A	Dry Fert. Auger 8RN (Low) Low rate auger completing package - For 8RN rigid (1 required)	50 LB		\$400.00
	1261237C	Dry Fert. Auger 6RN (High) High rate auger completing package - For 6RN rigid (1 required)	31 LB		\$300.00
	381581A	Dry Fert. Auger 8RN (High) High rate auger completing package - For 8RN rigid (1 required)	50 LB		\$400.00
	364677A	Liquid Fert, 6RN (W/O Pump) Includes frame, white polyethylene tanks and central fill For 6 RN rigid - two 110 gal. (416 liter) tanks	433 LB		\$3,000.00
	87502654	Liquid Fert. 8RN (W/O Pump) Includes frame, white polyethylene tanks and central fill For 8 RN rigid - four 70 gal. (276 liter) tanks	738 LB		\$4,700.00
	87517035	Liquid Fert. 6RN (With Pump) Includes frame, white polyethylene tanks and central fill For 6 RN rigid - two 110 gal. (416 liter) tanks (With Piston Pump)	650 LB		\$4,800.00
	87517036	Liquid Fert. 8RN (With Pump) Includes frame, white polyethylene tanks and central fill For 8 RN rigid - four 70 gal. (276 liter) tanks (With Piston Pump)	640 LB		\$6,500.00
	1254354C	Auxiliary Central Fill Atch. For filling tanks from opposite ends - For all rigid trailing planters	11 LB		\$250.00

Fertilizer Openers

	233894A	Double Disk Opener (Dry Fert.) Double disk (1 per row)	60 LB		\$450.00
	252774A	No-Till Coulter Dry Fert. (LH) w/knife system. Single 17 in./431 mm rippled coulter w/parallel linkage. For rigid trailing planters order 3 for 6 RN, 4 for 8 RN. Requires bar kit 1980978C or 433551A. Not for use with Folding hitch.	92 LB		\$800.00
	252775A	No-Till Coulter Dry Fert. (RH) w/knife system. Single 17 in./431 mm rippled coulter w/parallel linkage. For rigid trailing planters order 3 for 6 RN, 4 for 8 RN. Requires bar kit 1980978C or 433551A. Not for use with Folding hitch.	93 LB		\$800.00
	233901A	Liquid Fert. Double Disk For liquid fertilizer (1 per row)	38 LB		\$450.00
	87449587	No-Till Fert Coulter w/knife L Left Hand Single 17 in./431 mm rippled coulter w/parallel linkage, for liquid fertilizer - (order 6 for 12 RN, 8 for 16 RN). Requires bar kit 381592A or 381595A. If No-till fertilizer openers are to be used with combo residue managers or floating residue managers, offset fertilizer shanks must be ordered for the wing rows (6 for 12R, 10 for 16R). Offset shanks (p/n 118038A1) can be ordered from the Parts Division.	93 LB		\$800.00

**EARLY RISER® 1225 RIGID TRAILING PLANTER
US PRICE LIST**

(Ex Works - See Standard Equipment)

87449588	No-Till Fert Coulter w/knife R Right Hand Single 17 in./431 mm rippled coulter w/parallel linkage, for liquid fertilizer - (order 6 for 12 RN, 8 for 16 RN). Requires bar kit 381592A or 381595A. If No-till fertilizer openers are to be used with combo residue managers or floating residue managers, offset fertilizer shanks must be ordered for the wing rows (6 for 12R, 10 for 16R). Offset shanks (p/n 118038A1) can be ordered from the Parts Division.	93 LB	\$800.00
233899A	Knife Scraper For no-till openers only- liquid and dry (1 per row)	1 LB	\$10.00
233900A	Gauge Wheels Bolt-on gauge wheel kit for no-till openers- liquid and dry. Includes one 2.5 x 9 inch wheel and one 2.5 x 11 inch wheel and hardware. (1 per row)	5 LB	\$115.00
1980978C	Opener Extension Bar Kit 6RN Bar kit to mount openers to rigid planters, required for use with no-till dry fertilizer openers.	126 LB	\$450.00
433551A	Opener Extension Bar Kit 8RN Bar kit to mount openers to rigid planters, required for use with no-till dry fertilizer openers.	220 LB	\$500.00

Tillage Tools

233915A	Support Required to mount furrowing disks, furrowing wings, tine tooth, and non-floating residue managers (1 per row). Not required for floating residue managers. Not for use with cable drive.	6 LB	\$70.00
233916A	Furrowing Disk - 9.25 in. (1 per row) Not for use with 15" row spacing	17 LB	\$230.00
233917A	Furrowing Disk - 12 in. (1 per row) Not for use with 15" row spacing	19 LB	\$255.00
417002A	Furrowing Wings (1 per row) Not for use with 15" row spacing	28 LB	\$155.00
233920A	Tine Tooth (1 per row) Not for use with 15" row spacing	20 LB	\$180.00
87730188	Tine Wheel Residue mgrs. (LH) Dual wheel, left hand Not for use with 15" row spacing	32 LB	\$305.00
87730203	Tine Wheel Residue mgrs. (RH) Dual wheel, right hand. Not for use with 15" row spacing	32 LB	\$305.00
87730189	No-Till Residue mgrs. (LH) Dual wheel, left hand. Not for use with 15" row spacing	32 LB	\$330.00
87730246	Furrowing Disk- 12 in. notched (1 per row) Not for use with 15" row spacing	39 LB	\$305.00
87730315	No-Till Residue mgrs. (RH) Dual wheel, right hand. Not for use with 15" row spacing	32 LB	\$330.00
431543A	Row Unit Coulter - 25 Wave Row unit mounted coulter - 25 Wave (includes tillage support) (1 per row) For use on any row spacing. Row mounted coulters cannot be used with Case IH single disk fertilizer openers (P/N-84157031)	35 LB	\$400.00

**EARLY RISER® 1225 RIGID TRAILING PLANTER
US PRICE LIST**

(Ex Works - See Standard Equipment)

Hydraulic Pumps

	345792A	540 RPM PTO Pump - 6RN Hydraulic pump (8 gpm) for 6RN and 8 RN (includes coupler 179633A1) This runs vacuum fan only. This kit is for mechanical transmission only. Not for use with edible bean.	273 LB	\$3,000.00
	86990135	1000 RPM PTO Pump - 6 & 8RN Hydraulic pump (14 gpm) for 6 and 8 RN. A 1-3/8 in spline coupler (1958267C1) is included with this attachment. If a 1-3/4 in. spline coupler is required, order p/n 1958268C1 from Parts Division. This runs vacuum fan only. This kit is for mechanical transmission only.	225 LB	\$2,500.00

Chain Guard

	368425A	Chain Guards, Dual Arm Wheel For dual arm wheel - package of 2	22 LB	\$50.00
--	---------	---	-------	---------

Additional Attachments

	96359C	Cylinder Stop Package For 3 and 3.25 in. cylinders on Rigid Planters	17 LB	\$150.00
	258048A	Rock Guards For drive and carrying wheels (per wheel)	9 LB	\$50.00
	233928A	Drive Wheel Cover For 6R and 8R planters (per wheel)	14 LB	\$80.00

Planter Fan Case Drain

	367010A	Motor Case Drain Magnum For 7100, 7200 or 8900 Series Magnum Tractors (SEE NOTES 5, 6 AND 7 IN APPENDIX AT THE END OF THE PRINTED PRICE BOOK)	3 LB	\$100.00
	367011A	Motor Case Drain Steiger For 9100, 9200 or 9300 Series Steiger Tractors (SEE NOTES 5, 6 AND 7 IN APPENDIX AT THE END OF THE PRINTED PRICE BOOK)	3 LB	\$100.00

Tractor Installation Kits

	87652428	Monitor Installation Kit - AFS For use with all brands of tractors. For use with AFS Monitors and color software. Not required if Case IH tractor is already equipped with ISO 11783 Implement Harness option and AFS mounting bracket. ARTICULATED TRACTORS SEE NOTE 8. (SEE NOTES 8,9 AND 10 IN APPENDIX AT THE END OF THE PRINTED PRICE BOOK)	17 LB	\$800.00
--	----------	---	-------	----------

**EARLY RISER® 1235 8R MTD STACK PLANTERS
US PRICE LIST**

**(Ex Works - See Standard Equipment)
Standard Equipment**

SEED HOPPERS:

One 1.9 bushel hopper per row
8 R machines -15.2 bu. total

SEED METERING/DELIVERY:

Advanced Seed Meter located on each row to meter seed from hoppers to openers. Planter mounted, hydraulically driven fan pulls seed to holes in seed disc. Vacuum gauge for visual check is standard.

**SEED DISCS REQUIRED FOR
OPERATION**

ROW UNITS (BOLT-ON):

Single pin quick adjust down pressure spring, 14 in. (35 cm) staggered left and right hand double disk openers with a HEAVY-DUTY TRIPLE LIP SEALED BEARING and flat scrapers (rotary scraper available through Parts Division), quick adjustable staggered covering disks, 6.5 x 12 in. press wheel and 2 quick adjustable 4 x 16 in. depth equalizing gauge wheels per row with special profile tires.

DEPTH CONTROL:

Single handle, infinite settings
0-4.0 in., zero indexed.

FRAME:

7 x 7 in. main toolbar. Three sections.
Wings hydraulically fold for transport.

DISPLAY SYSTEM:

Early Riser IV display and high rate seed sensors.
If optional AFS Pro 700 is selected the planter will come with the AccuStat™ sensor. A software key may be required depending on the desired functions.

DRIVE:

Ground drive system with 136 speed combination transmission and one wheel speed sensor. Not variable rate.

DRIVE AND CARRYING WHEELS:

Four 7.60-15SL, 10PR Tires on dual arms
Can be adjusted forward or backward

HITCH:

3 Point type, Cat III or Cat IVN.
When using lift assist wheels, quick hitch must be used.

HYDRAULIC COUPLERS:

Two standard ISO male couplers for fan
One 3/8 in. ISO coupler for fan case drain
Two standard ISO male couplers for frame fold and markers if ordered
Two needed on 16 Row with standard lift assist.

MISCELLANEOUS EQUIPMENT:

Enhanced lighting package
SMV emblem

TRANSPORT DIMENSIONS:

Transport height w/markers
8 RW, 38 or 40 in. row spacing
11 ft. 11in. (3.6 m)
Transport width w/markers
8 RW, 38 or 40 in. row spacing
19 ft. 4 in. (5.9 m)

ASSEMBLY:

Planters come assembled as allowed by transportation constraints.
Factory Supplied Accessories ordered with planter will not be assembled.

**EARLY RISER® 1235 8R MTD STACK PLANTERS
US PRICE LIST**

**(Ex Works - See Standard Equipment)
Standard Equipment**

Requirements for Operation:

SEED DISCS, Order SEED DISCS from Parts Division. (See Parts Division Supplied Accessories at back of price list.)

Case Drain Kit:

Order appropriate kits(s) from Factory Supplied Accessories or the Parts Division.

When AFS monitor system is used

Tractor Installation Kit is required unless tractor is equipped with ISO 11783 Implement harness and AFS mounting bracket.

Order appropriate kit from Factory Supplied Accessories.

Tractor Requirements:

Horsepower
8 RW - 150 PTO hp.
(with front weights)

Radar (true ground speed sensor) or GPS speed input is required for operation with a hydraulic drive option.

Must have one remote valve for vacuum fan and one remote valve for wing fold/markers.

A third remote valve is required if optional lift assist wheels are installed.

0-25 psi case drain port on tractor for fan motor case drain (1/4 in. or 3/8 in. case drain coupler required depending on tractor case drain connection - 3/8 in. is supplied with planter)

Requirements for Operation: (cont'd)

Tractor Requirements:

Remote relief pressure should be 2700 psi w/16 gpm flow rate at couplers
12 Volt electrical system - 10 amp minimum.
7 pin connector socket
Three point quick hitch required for lift assist.

AFS Software

(please read all steps before beginning)

To Order AFS Software for Customers who have requested a current version, do the following:

1. Log into the CNH Precision Farming Store found on the dealer portal
2. Select the CNH Information Management tab
3. Click on Office Software
4. Copy the Link for AFS Software and paste into an email to your customer who is requesting this software Note: Using this link the customer will be able to download and install the current full version of AFS Software.
5. Order part number 88500-20-10 (AFS Mapping and Records unlock) from your parts counter. Your customer will receive an unlock code to enter into the software he downloaded from the link you provided. Note: Dealer may want to order and receive the unlock prior to sending the customer the link in step 4. That way the customer has both the software link and his unlock code in one email from the dealer.



**EARLY RISER® 1235 8R MTD STACK PLANTERS
US PRICE LIST**

**(Ex Works - See Standard Equipment)
Standard Equipment**

EX WORKS:

Wholegoods

(Ex Works Saskatoon, SK)

(Freight Equalized East Moline, IL)

Factory Supplied Attachments

(Ex Works Saskatoon, SK)



**EARLY RISER® 1235 8R MTD STACK PLANTERS
US PRICE LIST**

(Ex Works - See Standard Equipment)

Models

COMMERCIAL MODEL	WORKING WIDTH	SPACING	Weight	List Price
ER 1235 PLANTER	8 Rows	38 in.	5,000 LB	\$44,400.00
ER 1235 PLANTER	8 Rows	40 in.	5,000 LB	\$44,400.00

Factory Supplied Options

Order Code	Description	Weight	List Price
REMOTE SECTION CONTROLS			
SD_N6101 REMOTE SECTION CONTROL			
449116	Early Riser Control with High Rate Sensors		No Charge
449117	AFS Control with AccuStat Sensors		\$400.00
SEED METERING			
SD_P8404 SEED METERING			
Mechanical Transmission			
449284	Mtr w/ru chain drv mech trans Meter w/Row Unit chain drive mechanical transmission		No Charge
449280	Mtr w/ru cbl drv w/o clu mech Meter w/Row Unit cable drive without clutch		\$1,900.00
449281	Mtr w/ru cable drv w/clu mech Meter w/Row Unit cable drive with clutch mechanical transmission Not for use with Early Riser Control.		\$5,400.00
449317	Mtr w/ru chn drv mech tran- LL Meter w/Row Unit chan drive mechanical transmission - long link		\$200.00
449318	Mtr w/ru cbl dv w/o clu mch LL Meter w/Row Unit cable drive without clutch mechanical trans - long link		\$2,100.00
449319	Mtr w/ru cbl clu mech trans-LL Meter w/Row Unit cable drive with clutch mechanical transmission - long link Not for use with Early Riser Control.		\$5,600.00

**EARLY RISER® 1235 8R MTD STACK PLANTERS
US PRICE LIST**

(Ex Works - See Standard Equipment)

Hydraulic Transmission					
	449157	Meter w/ru chain drive Meter w/Row Unit chain drive Not for use with Early Riser Control.			No Charge
	449158	Meter w/ru cable drive w/o clu Meter w/Row Unit cable drive without clutch Not for use with Early Riser Control.			\$1,900.00
	449159	Meter w/ru cable drive w/clutc Meter w/Row Unit cable drive with clutch Not for use with Early Riser Control.			\$5,400.00
	449288	Mtr w/ru chain drive-long link Meter w/Row Unit chain drive - long link Not for use with Early Riser Control.			\$200.00
	449289	Mtr w/ru cbl drv w/o clu - LL Meter w/Row Unit cable drive without clutch - long link Not for use with Early Riser Control.			\$2,100.00
	449316	Mtr w/ru cbl drv w/clu - LL Meter w/Row Unit cable drive with clutch - long link Not for use with Early Riser Control.			\$5,600.00

DRIVES

SD_03015 DRIVES

	449118	ER Mech DDrive w/Hopper Early Riser Mechanical direct drive w/hopper			No Charge
	449120	AFS Hyd DDrive w/Hopper AFS Hydraulic direct drive w/hopper			\$1,800.00
	449119	AFS Mech DDrive w/Hopper AFS Mechanical direct drive w/hopper			No Charge

LIST ASSIST/FLOTATION

SD_P9001 LIFT ASSIST/FLOTATION

	XP9001X	No selection for 8RW, 12 RN and 12 RW only			No Charge
--	---------	--	--	--	-----------

ROW UNIT

SD_16029 GAUGE WHEELS

	449144	Row Unit - std gauge wheel			No Charge
	449145	Row Unit- narrow gauge wheel			\$200.00
	449146	Row Unit - dual gauge wheel For 36 in., 38 in. and 40 in. spacing only.			\$2,000.00

**EARLY RISER® 1235 8R MTD STACK PLANTERS
US PRICE LIST**

(Ex Works - See Standard Equipment)

SD_P9705 LINKS

	449142	Row unit links standard		No Charge
	449143	Row unit links extended		\$200.00

SD_P9707 DOWN PRESSURE

	449150	Spring down pressure		No Charge
	449346	Spring down pressure - Ext		No Charge

MARKERS

SD_P9201 MARKERS

	789407	No Markers with weight bracket Weight brackets only. Choose this option when no markers will be used at the time of planting. When operating planter without markers, six 100 lb. weights must be added, 3 per wing, to replace the weight lost due to marker removal. Order qty. 6 Standard Case IH suitcase weights through Parts Division - p/n 405846A3.		No Charge
	789008	Row markers Folding, automatic alternating		\$6,000.00

SEED MONITOR SYSTEMS

SD_25016 MONITOR

Early Riser				
	449155	Early Riser IV		No Charge
AFS				
	422539	AFS Pro 700 Display To view the AccuStat™ data an UNLOCK passcode is required. Order through Parts Division (p/n 47464425). This activation passcode unlocks the AccuStat™ function.		\$4,400.00
	X25016X	No Monitor		(\$500.00)

GULL WING PACKAGE

SD_P7801 GULL WING

	449320	No Gull wing		No Charge
	789418	Gull wing package Used to lift wings up 3 degrees when implement is raised for headland turns.		\$1,200.00

**EARLY RISER® 1235 8R MTD STACK PLANTERS
US PRICE LIST**

(Ex Works - See Standard Equipment)

CHEMICAL APPLICATION

SD_P7401 CHEMICAL APPLICATION

	XP7401X	No granular chemical system		No Charge
	789010	Granular chemical system Not for use with cable drive. Includes basic unit for insecticide - 70 lb. capacity hopper, in furrow hose and drive package. Granular chemical mounting supports for Smart Box™ System are available through Parts Division p/n 86990636. Granular chemical Bin Level Sensor is available through Parts Division p/n 404197A1 - for use with AFS monitor only, (1) required for 6R and 8R, (2) required for 12R and larger.		\$2,400.00

TILLAGE TOOLS

SD_P5306 TILLAGE TOOLS

	XP5306X	No Selection		No Charge
	789019	9.25 in. furrowing disks		\$2,400.00
	789020	12 in. furrowing disks		\$2,600.00
	789021	12 in. notched furrowing disks		\$3,000.00
	789022	V-wings		\$1,800.00
	789023	Tine teeth		\$2,000.00
	789024	Tine wheel residue managers dual wheel		\$3,000.00
	789026	Row unit mtd coulters -25 wave		\$3,200.00
	789073	No-till residue managers dual wheel		\$3,200.00

OPERATOR'S MANUAL

SD_29046 MARKET

Early Riser				
	789011	North American English		No Charge
	789012	French Canadian		No Charge
AFS				
	449282	AFS North American English		No Charge
	449283	AFS French Canadian		No Charge

**EARLY RISER® 1235 8R MTD STACK PLANTERS
US PRICE LIST**

(Ex Works - See Standard Equipment)

OTHER EQUIPMENT

SD_50117 CHAIN GUARDS

	X50117X	No Chain guards		No Charge
	789027	Chain guards - package of 2 For dual arm drive wheels - Covers chain from drive shaft to drive wheel. For 8 Row, 12 row and 16 Row with single mechanical transmission.		\$50.00

SD_50118 WHEEL COVERS

	X50118X	No Drive wheel covers		No Charge
	789041	Drive wheel cover to protect the wheel speed sensor		\$80.00



**EARLY RISER® 1235 8R MTD STACK PLANTERS
US PRICE LIST**

(Ex Works - See Standard Equipment)
Factory Supplied Attachments

Order Code	Description	Weight	List Price
Marker			
87671449	Markers, 8RW/12RN Markers for 8RW or 12RN stacker planters. Not compatible with prior model stacker toolbars (S/N CBJ036000 and Prior)	945 LB	\$7,100.00
Granular Chemical Equipment			
84401404	Granular Chem Unit for 2 Rows Not for use with cable drive Includes insecticide hose (84279842) kit. Insecticide applied through closing disk spring guide.	80 LB	\$600.00
233906A	Front Insecticide Spreader One per row Not for use with cable drive	3 LB	\$50.00
233907A	Rear Insecticide Spreaders One per row Not for use with cable drive	4 LB	\$50.00
84279842	Hose, Insecticide One per row Not for use with cable drive	1 LB	\$20.00
233909A	Herbicide Spreader One per row Not for use with cable drive	4 LB	\$50.00
233911A	Windshield - Herbicide One per row Not for use with cable drive	1 LB	\$30.00
233913A	Spring Tooth Incorporator One per row Not for use with cable drive	8 LB	\$85.00
336295A	Hopper Divider Package One per row - To convert hopper for use with two chemicals, includes additional meter Not for use with cable drive	5 LB	\$125.00
336296A	Closed Chemical System One per row - Instructions and fittings for lock and load lid. This kit modifies the original gran. Chem. lid from Factory Supplied Attachments 247205A for lock and load. Not for use with cable drive	4 LB	\$140.00
Tillage Tools (1 per row)			
233915A	Support Required to mount furrowing disks, furrowing wings, tine tooth, and non-floating residue managers (1 per row). Not required for floating residue managers. Not for use with cable drive.	6 LB	\$70.00
233916A	Furrowing Disk - 9.25 in. (1 per row) Not for use with 15" row spacing	17 LB	\$230.00
233917A	Furrowing Disk - 12 in. (1 per row) Not for use with 15" row spacing	19 LB	\$255.00
87730246	Furrowing Disk- 12 in. notched (1 per row) Not for use with 15" row spacing	39 LB	\$305.00
417002A	Furrowing Wings (1 per row) Not for use with 15" row spacing	28 LB	\$155.00
233920A	Tine Tooth (1 per row) Not for use with 15" row spacing	20 LB	\$180.00
87730188	Tine Wheel Residue mgrs. (LH) Dual wheel, left hand Not for use with 15" row spacing	32 LB	\$305.00

**EARLY RISER® 1235 8R MTD STACK PLANTERS
US PRICE LIST**

(Ex Works - See Standard Equipment)

	87730203	Tine Wheel Residue mgrs. (RH) Dual wheel, right hand. Not for use with 15" row spacing	32 LB		\$305.00
	87730189	No-Till Residue mgrs. (LH) Dual wheel, left hand. Not for use with 15" row spacing	32 LB		\$330.00
	87730315	No-Till Residue mgrs. (RH) Dual wheel, right hand. Not for use with 15" row spacing	32 LB		\$330.00
	431543A	Row Unit Coulter - 25 Wave Row unit mounted coulter - 25 Wave (includes tillage support) (1 per row) For use on any row spacing. Row mounted coulters cannot be used with Case IH single disk fertilizer openers (P/N-84157031)	35 LB		\$400.00

Chain Guard

	368425A	Chain Guards, Dual Arm Wheel For dual arm wheel - package of 2	22 LB		\$50.00
--	---------	---	-------	--	---------

Additional Attachments

	84224012	Wheel speed sensor, dual arm Second wheel speed sensor for dual arm drive wheel machines	18 LB		\$275.00
	282924A	Dual Gauge Wheels For wide row planters only, one per row When using dual gauge wheels on 36 or 38 in. row spacing, dual arm drive and carrying wheels are required.	101 LB		\$500.00

Planter Fan Case Drain

	367010A	Motor Case Drain Magnum For 7100, 7200 or 8900 Series Magnum Tractors (SEE NOTES 5, 6 AND 7 IN APPENDIX AT THE END OF THE PRINTED PRICE BOOK)	3 LB		\$100.00
	367011A	Motor Case Drain Steiger For 9100, 9200 or 9300 Series Steiger Tractors (SEE NOTES 5, 6 AND 7 IN APPENDIX AT THE END OF THE PRINTED PRICE BOOK)	3 LB		\$100.00

Tractor Installation Kits

	87652428	Monitor Installation Kit - AFS For use with all brands of tractors. For use with AFS Monitors and color software. Not required if Case IH tractor is already equipped with ISO 11783 Implement Harness option and AFS mounting bracket. ARTICULATED TRACTORS SEE NOTE 8. (SEE NOTES 8,9 AND 10 IN APPENDIX AT THE END OF THE PRINTED PRICE BOOK)	17 LB		\$800.00
--	----------	---	-------	--	----------

**EARLY RISER® 1235 12R MTD STACK PLANTERS
US PRICE LIST**

**(Ex Works - See Standard Equipment)
Standard Equipment**

SEED HOPPERS:

One 1.9 bushel hopper per row
12 R machines - 22.8 bu total

SEED METERING/DELIVERY:

Advanced Seed Meter located on each row to meter seed from hoppers to openers. Planter mounted, hydraulically driven fan pulls seed to holes in seed disc. Vacuum gauge for visual check is standard.

**SEED DISCS REQUIRED FOR
OPERATION**

ROW UNITS (BOLT-ON):

In-Cab pneumatic down pressure spring, 14 in. (35 cm) staggered left and right hand double disk openers with a HEAVY-DUTY TRIPLE LIP SEALED BEARING and flat scrapers (rotary scraper available through Parts Division), quick adjustable staggered covering disks, 6.5 x 12 in. press wheel and 2 quick adjustable 4 x 16 in. depth equalizing gauge wheels per row with special profile tires.

DEPTH CONTROL:

Single handle, infinite settings
0-4.0 in., zero indexed.

FRAME:

7 x 7 in. main toolbar. Three sections.
Wings hydraulically fold for transport.

DISPLAY SYSTEM:

AFS Pro 700 and AccuStat™ seed sensors. A software key may be required depending on the desired functions.

If optional Early Riser IV Display is selected the planter will come with high rate seed sensors.

DRIVE:

Variable rate hydraulic drive

DRIVE AND CARRYING WHEELS:

Four 7.60-15SL, 10PR Tires on dual arms
Can be adjusted forward or backward

HITCH:

3 Point type, Cat III or Cat IVN.
When using lift assist wheels, quick hitch must be used.

HYDRAULIC COUPLERS:

Two standard ISO male couplers for fan
One 3/8 in. ISO coupler for fan case drain
Two standard ISO male couplers for frame fold and markers if ordered
Two needed on 16 Row with standard lift assist.

MISCELLANEOUS EQUIPMENT:

Enhanced lighting package
SMV emblem

TRANSPORT DIMENSIONS:

Transport height w/markers
12 RN, 30 in. row spacing
12 ft. 11 in. (3.94 m)
12 RW, 36 or 38 in. row spacing
13 ft. (3.96 m)
12 RW, 40 in. row spacing
13 ft. 9 in. (4.19 m)
Transport width w/markers
12 RN, 30 in. row spacing
21 ft. 5 in. (6.53 m)
12 RW, 36 or 38 in. row spacing
26 ft. 4 in. (8 m)
12 RW, 40 in. row spacing
26 ft. 10 in. (8.18 m)

**EARLY RISER® 1235 12R MTD STACK PLANTERS
US PRICE LIST**

**(Ex Works - See Standard Equipment)
Standard Equipment**

ASSEMBLY:

Planters come assembled as allowed by transportation constraints. Factory Supplied Accessories ordered with planter will not be assembled.

Requirements for Operation:

SEED DISCS, Order SEED DISCS from Parts Division. (See Parts Division Supplied Accessories at back of price list.)

Case Drain Kit:

Order appropriate kits(s) from Factory Supplied Accessories or the Parts Division.

When AFS monitor system is used Tractor Installation Kit is required unless tractor is equipped with ISO 11783 Implement harness and AFS mounting bracket. Order appropriate kit from Factory Supplied Accessories.

Tractor Requirements:

Horsepower

- 12 RN - 200 PTO hp.
(with front weights)
- 155 PTO hp with assist wheels
- 12 RW - 205 PTO hp
(with front weights)
- 160 PTO hp with assist wheels

Radar (true ground speed sensor) or GPS speed input is required for operation with a hydraulic drive option.

Must have one remote valve for vacuum fan and one remote valve for wing fold/markers.

A third remote valve is required if optional lift assist wheels are installed.

Requirements for Operation: (cont'd)

Tractor Requirements: (cont'd)

0-25 psi case drain port on tractor for fan motor case drain (1/4 in. or 3/8 in. case drain coupler required depending on tractor case drain connection - 3/8 in. is supplied with planter)

Remote relief pressure should be 2700 psi w/16 gpm flow rate at couplers

12 Volt electrical system - 10 amp minimum.

7 pin connector socket

Three point quick hitch required for lift assist.

**EARLY RISER® 1235 12R MTD STACK PLANTERS
US PRICE LIST**

**(Ex Works - See Standard Equipment)
Standard Equipment**

AFS Software

(please read all steps before beginning)

- To Order AFS Software for Customers who have requested a current version, do the following:
1. Log into the CNH Precision Farming Store found on the dealer portal
 2. Select the CNH Information Management tab
 3. Click on Office Software
 4. Copy the Link for AFS Software and paste into an email to your customer who is requesting this software Note: Using this link the customer will be able to download and install the current full version of AFS Software.
 5. Order part number 88500-20-10 (AFS Mapping and Records unlock) from your parts counter. Your customer will receive an unlock code to enter into the software he downloaded from the link you provided. Note: Dealer may want to order and receive the unlock prior to sending the customer the link in step 4. That way the customer has both the software link and his unlock code in one email from the dealer.

EX WORKS:

- Wholegoods
(Ex Works Saskatoon, SK)
(Freight Equalized East Moline, IL)
Factory Supplied Attachments
(Ex Works Saskatoon, SK)

**EARLY RISER® 1235 12R MTD STACK PLANTERS
US PRICE LIST**

(Ex Works - See Standard Equipment)
Models

COMMERCIAL MODEL	WORKING WIDTH	SPACING	Weight	List Price
ER 1235 PLANTER	12 Rows	30 in.	5,000 LB	\$71,400.00
ER 1235 PLANTER	12 Rows	36 in.	5,000 LB	\$75,500.00
ER 1235 PLANTER	12 Rows	38 in.	5,000 LB	\$75,500.00
ER 1235 PLANTER	12 Rows	40 in.	5,000 LB	\$75,500.00

Factory Supplied Options

Order Code	Description	Weight	List Price
REMOTE SECTION CONTROLS			
SD_N6101 REMOTE SECTION CONTROL			
449116	Early Riser Control with High Rate Sensors		(\$600.00)
449117	AFS Control with AccuStat Sensors		No Charge
SEED METERING			
SD_P8404 SEED METERING			
Mechanical Transmission			
449284	Mtr w/ru chain drv mech trans Meter w/Row Unit chain drive mechanical transmission		(\$2,800.00)
449280	Mtr w/ru cbl drv w/o clu mech Meter w/Row Unit cable drive without clutch		No Charge
449281	Mtr w/ru cable drv w/clu mech Meter w/Row Unit cable drive with clutch mechanical transmission Not for use with Early Riser Control.		\$5,300.00
449317	Mtr w/ru chn drv mech tran- LL Meter w/Row Unit chan drive mechanical transmission - long link		(\$2,500.00)
449318	Mtr w/ru cbl dv w/o clu mch LL Meter w/Row Unit cable drive without clutch mechanical trans - long link		\$300.00
449319	Mtr w/ru cbl clu mech trans-LL Meter w/Row Unit cable drive with clutch mechanical transmission - long link Not for use with Early Riser Control.		\$5,600.00

**EARLY RISER® 1235 12R MTD STACK PLANTERS
US PRICE LIST**

(Ex Works - See Standard Equipment)

Hydraulic Transmission					
	449157	Meter w/ru chain drive Meter w/Row Unit chain drive Not for use with Early Riser Control.			(\$2,800.00)
	449158	Meter w/ru cable drive w/o clu Meter w/Row Unit cable drive without clutch Not for use with Early Riser Control.			No Charge
	449159	Meter w/ru cable drive w/clutc Meter w/Row Unit cable drive with clutch Not for use with Early Riser Control.			\$5,300.00
	449288	Mtr w/ru chain drive-long link Meter w/Row Unit chain drive - long link Not for use with Early Riser Control.			(\$2,500.00)
	449289	Mtr w/ru cbl drv w/o clu - LL Meter w/Row Unit cable drive without clutch - long link Not for use with Early Riser Control.			\$300.00
	449316	Mtr w/ru cbl drv w/clu - LL Meter w/Row Unit cable drive with clutch - long link Not for use with Early Riser Control.			\$5,600.00

DRIVES

SD_03015 DRIVES

	449118	ER Mech DDrive w/Hopper Early Riser Mechanical direct drive w/hopper			(\$3,300.00)
	449120	AFS Hyd DDrive w/Hopper AFS Hydraulic direct drive w/hopper			No Charge
	449119	AFS Mech DDrive w/Hopper AFS Mechanical direct drive w/hopper			(\$3,300.00)

LIST ASSIST/FLOTATION

SD_P9001 LIFT ASSIST/FLOTATION

	XP9001X	No selection for 8RW, 12 RN and 12 RW only			No Charge
	789005	Lift assist wheels Not available for 8R.			\$5,100.00

ROW UNIT

SD_16029 GAUGE WHEELS

	449144	Row Unit - std gauge wheel			No Charge
	449145	Row Unit- narrow gauge wheel			\$300.00
	449146	Row Unit - dual gauge wheel For 36 in., 38 in. and 40 in. spacing only.			\$3,000.00

**EARLY RISER® 1235 12R MTD STACK PLANTERS
US PRICE LIST**

(Ex Works - See Standard Equipment)

SD_P9705 LINKS

	449142	Row unit links standard		No Charge
	449143	Row unit links extended		\$300.00

SD_P9707 DOWN PRESSURE

	449150	Spring down pressure		(\$1,300.00)
	449152	In-Cab Pneumatic down pressure		No Charge
	449151	PDP Manual		(\$600.00)
	449346	Spring down pressure - Ext		(\$1,300.00)
	449347	PDP Manual - Ext		(\$600.00)
	449348	In-Cab Pneumatic dp - Ext		No Charge

MARKERS

SD_P9201 MARKERS

	789407	No Markers with weight bracket Weight brackets only. Choose this option when no markers will be used at the time of planting. When operating planter without markers, six 100 lb. weights must be added, 3 per wing, to replace the weight lost due to marker removal. Order qty. 6 Standard Case IH suitcase weights through Parts Division - p/n 405846A3.		No Charge
	789008	Row markers Folding, automatic alternating		\$7,100.00

SEED MONITOR SYSTEMS

SD_25016 MONITOR

Early Riser				
	449155	Early Riser IV		(\$4,400.00)
AFS				
	422539	AFS Pro 700 Display To view the AccuStat™ data an UNLOCK passcode is required. Order through Parts Division (p/n 47464425). This activation passcode unlocks the AccuStat™ function.		No Charge
	X25016X	No Monitor		(\$4,900.00)

GULL WING PACKAGE

SD_P7801 GULL WING

	449320	No Gull wing		(\$1,200.00)
--	--------	--------------	--	--------------

**EARLY RISER® 1235 12R MTD STACK PLANTERS
US PRICE LIST**

(Ex Works - See Standard Equipment)

	789418	Gull wing package Used to lift wings up 3 degrees when implement is raised for headland turns.		No Charge
--	--------	---	--	-----------

CHEMICAL APPLICATION

SD_P7401 CHEMICAL APPLICATION

	XP7401X	No granular chemical system		No Charge
	789010	Granular chemical system Not for use with cable drive. Includes basic unit for insecticide - 70 lb. capacity hopper, in furrow hose and drive package. Granular chemical mounting supports for Smart Box™ System are available through Parts Division p/n 86990636. Granular chemical Bin Level Sensor is available through Parts Division p/n 404197A1 - for use with AFS monitor only, (1) required for 6R and 8R, (2) required for 12R and larger.		\$3,600.00

TILLAGE TOOLS

SD_P5306 TILLAGE TOOLS

	XP5306X	No Selection		No Charge
	789019	9.25 in. furrowing disks		\$3,600.00
	789020	12 in. furrowing disks		\$3,900.00
	789021	12 in. notched furrowing disks		\$4,500.00
	789022	V-wings		\$2,700.00
	789023	Tine teeth		\$3,000.00
	789024	Tine wheel residue managers dual wheel		\$4,500.00
	789026	Row unit mtd coulters -25 wave		\$4,800.00
	789073	No-till residue managers dual wheel		\$4,800.00

OPERATOR'S MANUAL

SD_29046 MARKET

Early Riser			
	789011	North American English	No Charge
	789012	French Canadian	No Charge
AFS			
	449282	AFS North American English	No Charge
	449283	AFS French Canadian	No Charge

**EARLY RISER® 1235 12R MTD STACK PLANTERS
US PRICE LIST**

(Ex Works - See Standard Equipment)

OTHER EQUIPMENT

SD_50117 CHAIN GUARDS

	X50117X	No Chain guards			No Charge
	789027	Chain guards - package of 2 For dual arm drive wheels - Covers chain from drive shaft to drive wheel. For 8 Row, 12 row and 16 Row with single mechanical transmission.			\$50.00

SD_50118 WHEEL COVERS

	X50118X	No Drive wheel covers			No Charge
	789041	Drive wheel cover to protect the wheel speed sensor			\$80.00

**EARLY RISER® 1235 12R MTD STACK PLANTERS
US PRICE LIST**

**(Ex Works - See Standard Equipment)
Factory Supplied Attachments**

Order Code	Description	Weight	List Price
In Cab Pneumatic DP Control			
84347676	In cab pneum control, stackers In cab pneumatic down pressure kit for 1230. 12 and 16 row stacker planters. To complete this kit, order compressor (84347683). These additional parts not required for planters to be equipped with AccuRow control row clutches.	60 LB	\$1,300.00
84347683	Compressor Package	20 LB	\$1,200.00
AFS Air Clutches			
84134492	AccuRow Control Package 12R (Pneumatic Row Clutch for planters equipped with chain drive meters) (SEE NOTE 17 IN THE APPENDIX AT THE END OF THE PRINTED PRICE BOOK)	730 LB	\$7,000.00
84219351	Brackets and Harness, Stackers AFS Accu-Row control mounting brackets for 12 R or 16 R Stacker planters (SEE NOTE 17 IN THE APPENDIX AT THE END OF THE PRINTED PRICE BOOK)	115 LB	\$490.00
84161584	Package, Tubing and Fittings	5 LB	\$100.00
84161586	Package, Air Pump	20 LB	\$700.00
Marker			
87671449	Markers, 8RW/12RN Markers for 8RW or 12RN stacker planters. Not compatible with prior model stacker toolbars (S/N CBJ036000 and Prior)	945 LB	\$7,100.00
87671450	Markers, 12RW/16RN Markers for 12RW or 16RN stacker planters. Not compatible with prior model stacker toolbars (S/N CBJ036000 and Prior)	1,430 LB	\$7,600.00
Granular Chemical Equipment			
84401404	Granular Chem Unit for 2 Rows Not for use with cable drive Includes insecticide hose (84279842) kit. Insecticide applied through closing disk spring guide.	80 LB	\$600.00
233906A	Front Insecticide Spreader One per row Not for use with cable drive	3 LB	\$50.00
233907A	Rear Insecticide Spreaders One per row Not for use with cable drive	4 LB	\$50.00
84279842	Hose, Insecticide One per row Not for use with cable drive	1 LB	\$20.00
233909A	Herbicide Spreader One per row Not for use with cable drive	4 LB	\$50.00
233911A	Windshield - Herbicide One per row Not for use with cable drive	1 LB	\$30.00
233913A	Spring Tooth Incorporator One per row Not for use with cable drive	8 LB	\$85.00

**EARLY RISER® 1235 12R MTD STACK PLANTERS
US PRICE LIST**

(Ex Works - See Standard Equipment)

	336295A	Hopper Divider Package One per row - To convert hopper for use with two chemicals, includes additional meter Not for use with cable drive	5 LB		\$125.00
	336296A	Closed Chemical System One per row - Instructions and fittings for lock and load lid. This kit modifies the original gran. Chem. lid from Factory Supplied Attachments 247205A for lock and load. Not for use with cable drive	4 LB		\$140.00

Tillage Tools (1 per row)

	233915A	Support Required to mount furrowing disks, furrowing wings, tine tooth, and non-floating residue managers (1 per row). Not required for floating residue managers. Not for use with cable drive.	6 LB		\$70.00
	233916A	Furrowing Disk - 9.25 in. (1 per row) Not for use with 15" row spacing	17 LB		\$230.00
	233917A	Furrowing Disk - 12 in. (1 per row) Not for use with 15" row spacing	19 LB		\$255.00
	87730246	Furrowing Disk- 12 in. notched (1 per row) Not for use with 15" row spacing	39 LB		\$305.00
	417002A	Furrowing Wings (1 per row) Not for use with 15" row spacing	28 LB		\$155.00
	233920A	Tine Tooth (1 per row) Not for use with 15" row spacing	20 LB		\$180.00
	87730188	Tine Wheel Residue mgrs. (LH) Dual wheel, left hand Not for use with 15" row spacing	32 LB		\$305.00
	87730203	Tine Wheel Residue mgrs. (RH) Dual wheel, right hand. Not for use with 15" row spacing	32 LB		\$305.00
	87730189	No-Till Residue mgrs. (LH) Dual wheel, left hand. Not for use with 15" row spacing	32 LB		\$330.00
	87730315	No-Till Residue mgrs. (RH) Dual wheel, right hand. Not for use with 15" row spacing	32 LB		\$330.00
	431543A	Row Unit Coulter - 25 Wave Row unit mounted coulter - 25 Wave (includes tillage support) (1 per row) For use on any row spacing. Row mounted coulters cannot be used with Case IH single disk fertilizer openers (P/N-84157031)	35 LB		\$400.00

Assist Wheel Packages

	87671451	Lift Assist (12RN) Assist wheel package for 12RN Stacker Planters	500 LB		\$5,200.00
	87671452	Lift Assist (12RW/16RN) Assist wheel package for 12RW or 16RN Stacker Planters	500 LB		\$5,200.00

Gull Wing Package

	87671453	Gull Wing Kit, 12RN Used to lift wings up 3 degrees when implement is raised for headland turns	106 LB		\$1,450.00
	87671454	Gull Wing Kit, 12RW/16RN Used to lift wings up 3 degrees when implement is raised for headland turns.	500 LB		\$1,450.00



**EARLY RISER® 1235 12R MTD STACK PLANTERS
US PRICE LIST**

(Ex Works - See Standard Equipment)

Chain Guard

		368425A	Chain Guards, Dual Arm Wheel For dual arm wheel - package of 2	22 LB		\$50.00
--	--	---------	---	-------	--	---------

Additional Attachments

		84224012	Wheel speed sensor, dual arm Second wheel speed sensor for dual arm drive wheel machines	18 LB		\$275.00
		282924A	Dual Gauge Wheels For wide row planters only, one per row When using dual gauge wheels on 36 or 38 in. row spacing, dual arm drive and carrying wheels are required.	101 LB		\$500.00

Planter Fan Case Drain

		367010A	Motor Case Drain Magnum For 7100, 7200 or 8900 Series Magnum Tractors (SEE NOTES 5, 6 AND 7 IN APPENDIX AT THE END OF THE PRINTED PRICE BOOK)	3 LB		\$100.00
		367011A	Motor Case Drain Steiger For 9100, 9200 or 9300 Series Steiger Tractors (SEE NOTES 5, 6 AND 7 IN APPENDIX AT THE END OF THE PRINTED PRICE BOOK)	3 LB		\$100.00

Tractor Installation Kits

		87652428	Monitor Installation Kit - AFS For use with all brands of tractors. For use with AFS Monitors and color software. Not required if Case IH tractor is already equipped with ISO 11783 Implement Harness option and AFS mounting bracket. ARTICULATED TRACTORS SEE NOTE 8. (SEE NOTES 8,9 AND 10 IN APPENDIX AT THE END OF THE PRINTED PRICE BOOK)	17 LB		\$800.00
--	--	----------	---	-------	--	----------

Three Transmission Kits

		84203457	Three Transmission Kit For 12RN single arm drive wheel machines, model year 2009 and after. This kit provides two additional transmissions (one for each wing) to allow independent wing drive and increased wing flex.	370 LB		\$3,500.00
		84203460	Three Transmission Kit For 12RN dual arm drive wheel machines, model year 2009 and after. This kit provides two additional transmissions (one for each wing) to allow independent wing drive and increased wing flex.			\$3,500.00
		84203458	Three Transmission Kit For 12RW single arm drive wheel machines, model year 2009 and after. This kit provides two additional transmissions (one for each wing) to allow independent wing drive and increased wing flex.			\$3,500.00
		84203461	Three Transmission Kit For 12RW dual arm drive wheel machines, model year 2009 and after. This kit provides two additional transmissions (one for each wing) to allow independent wing drive and increased wing flex.	370 LB		\$3,500.00

**EARLY RISER® 1235 16R MTD STACK PLANTERS
US PRICE LIST**

**(Ex Works - See Standard Equipment)
Standard Equipment**

SEED HOPPERS:

One 1.9 bushel hopper per row
16 R machines - 30.4 bu total

SEED METERING/DELIVERY:

Advanced Seed Meter located on each row to meter seed from hoppers to openers. Planter mounted, hydraulically driven fan pulls seed to holes in seed disc. Vacuum gauge for visual check is standard.

**SEED DISCS REQUIRED FOR
OPERATION**

ROW UNITS (BOLT-ON):

In-Cab pneumatic down pressure spring, 14 in. (35 cm) staggered left and right hand double disk openers with a HEAVY-DUTY TRIPLE LIP SEALED BEARING and flat scrapers (rotary scraper available through Parts Division), quick adjustable staggered covering disks, 6.5 x 12 in. press wheel and 2 quick adjustable 4 x 16 in. depth equalizing gauge wheels per row with special profile tires.

DEPTH CONTROL:

Single handle, infinite settings
0-4.0 in., zero indexed.

FRAME:

7 x 7 in. main toolbar. Three sections.
Wings hydraulically fold for transport.

DISPLAY SYSTEM:

AFS Pro 700 and AccuStat™ seed sensors. A software key may be required depending on the desired functions.

If optional Early Riser IV Display is selected the planter will come with high rate seed sensors.

DRIVE:

Variable rate hydraulic drive

DRIVE AND CARRYING WHEELS:

Four 7.60-15SL, 10PR Tires on dual arms
Can be adjusted forward or backward
Lift Assist standard on 16 RN

HITCH:

3 Point type, Cat III or Cat IVN.
When using lift assist wheels, quick hitch must be used.

HYDRAULIC COUPLERS:

Two standard ISO male couplers for fan
One 3/8 in. ISO coupler for fan case drain
Two standard ISO male couplers for frame fold and markers if ordered
Two needed on 16 Row with standard lift assist.

MISCELLANEOUS EQUIPMENT:

Enhanced lighting package
SMV emblem

TRANSPORT DIMENSIONS:

Transport height w/markers
16 RN, 30 in. row spacing
13 ft. 9 in. (4.19 m)
Transport width w/markers
16 RN, 30 in row spacing
26 ft. 10 in. (8.18 m)

ASSEMBLY:

Planters come assembled as allowed by transportation constraints.
Factory Supplied Accessories ordered with planter will not be assembled.

**EARLY RISER® 1235 16R MTD STACK PLANTERS
US PRICE LIST**

**(Ex Works - See Standard Equipment)
Standard Equipment**

Requirements for Operation:

SEED DISCS, Order SEED DISCS from Parts Division. (See Parts Division Supplied Accessories at back of price list.)

Case Drain Kit:

Order appropriate kits(s) from Factory Supplied Accessories or the Parts Division.

When AFS monitor system is used Tractor Installation Kit is required unless tractor is equipped with ISO 11783 Implement harness and AFS mounting bracket. Order appropriate kit from Factory Supplied Accessories.

Tractor Requirements:

Horsepower
16 RN - 185 PTO hp with assist wheels

Radar (true ground speed sensor) or GPS speed input is required for operation with a hydraulic drive option.

Must have one remote valve for vacuum fan and one remote valve for wing fold/markers.

A third remote valve is required if optional lift assist wheels are installed.

0-25 psi case drain port on tractor for fan motor case drain (1/4 in. or 3/8 in. case drain coupler required depending on tractor case drain connection - 3/8 in. is supplied with planter)

Remote relief pressure should be 2700 psi w/16 gpm flow rate at couplers

Requirements for Operation: (cont'd)

Tractor Requirements: (cont'd)
12 Volt electrical system - 10 amp minimum.
7 pin connector socket
Three point quick hitch required for lift assist.

AFS Software

(please read all steps before beginning)

To Order AFS Software for Customers who have requested a current version, do the following:

1. Log into the CNH Precision Farming Store found on the dealer portal
2. Select the CNH Information Management tab
3. Click on Office Software
4. Copy the Link for AFS Software and paste into an email to your customer who is requesting this software Note: Using this link the customer will be able to download and install the current full version of AFS Software.
5. Order part number 88500-20-10 (AFS Mapping and Records unlock) from your parts counter. Your customer will receive an unlock code to enter into the software he downloaded from the link you provided. Note: Dealer may want to order and receive the unlock prior to sending the customer the link in step 4. That way the customer has both the software link and his unlock code in one email from the dealer.

EX WORKS:

Wholegoods
(Ex Works Saskatoon, SK)
(Freight Equalized East Moline, IL)
Factory Supplied Attachments
(Ex Works Saskatoon, SK)



**EARLY RISER® 1235 16R MTD STACK PLANTERS
US PRICE LIST**

(Ex Works - See Standard Equipment)

Models

COMMERCIAL MODEL	WORKING WIDTH	SPACING	Weight	List Price
ER 1235 PLANTER	16 Rows	30 in.	5,000 LB	\$102,500.00

Factory Supplied Options

Order Code	Description	Weight	Factory Data	List Price
------------	-------------	--------	--------------	------------

REMOTE SECTION CONTROLS

SD_N6101 REMOTE SECTION CONTROL

449116	Early Riser Control with High Rate Sensors			(\$800.00)
449117	AFS Control with AccuStat Sensors			No Charge

SEED METERING

SD_P8404 SEED METERING

Mechanical Transmission				
449284	Mtr w/ru chain drv mech trans Meter w/Row Unit chain drive mechanical transmission			(\$10,800.00)
449280	Mtr w/ru cbl drv w/o clu mech Meter w/Row Unit cable drive without clutch			(\$7,000.00)
449281	Mtr w/ru cable drv w/clu mech Meter w/Row Unit cable drive with clutch mechanical transmission Not for use with Early Riser Control.			No Charge
449317	Mtr w/ru chn drv mech tran- LL Meter w/Row Unit chan drive mechanical transmission - long link			(\$10,400.00)
449318	Mtr w/ru cbl dv w/o clu mch LL Meter w/Row Unit cable drive without clutch mechanical trans - long link			(\$6,600.00)
449319	Mtr w/ru cbl clu mech trans-LL Meter w/Row Unit cable drive with clutch mechanical transmission - long link Not for use with Early Riser Control.			\$400.00
Hydraulic Transmission				
449157	Meter w/ru chain drive Meter w/Row Unit chain drive Not for use with Early Riser Control.			(\$10,800.00)

**EARLY RISER® 1235 16R MTD STACK PLANTERS
US PRICE LIST**

(Ex Works - See Standard Equipment)

	449158	Meter w/ru cable drive w/o clu Meter w/Row Unit cable drive without clutch Not for use with Early Riser Control.			(\$7,000.00)
	449159	Meter w/ru cable drive w/clutc Meter w/Row Unit cable drive with clutch Not for use with Early Riser Control.			No Charge
	449288	Mtr w/ru chain drive-long link Meter w/Row Unit chain drive - long link Not for use with Early Riser Control.			(\$10,400.00)
	449289	Mtr w/ru cbl drv w/o clu - LL Meter w/Row Unit cable drive without clutch - long link Not for use with Early Riser Control.			(\$6,600.00)
	449316	Mtr w/ru cbl drv w/clu - LL Meter w/Row Unit cable drive with clutch - long link Not for use with Early Riser Control.			\$400.00

DRIVES

SD_03015 DRIVES

	449118	ER Mech DDrive w/Hopper Early Riser Mechanical direct drive w/hopper			(\$5,100.00)
	449120	AFS Hyd DDrive w/Hopper AFS Hydraulic direct drive w/hopper			No Charge
	449119	AFS Mech DDrive w/Hopper AFS Mechanical direct drive w/hopper			(\$5,100.00)

ROW UNIT

SD_16029 GAUGE WHEELS

	449144	Row Unit - std gauge wheel			No Charge
	449145	Row Unit- narrow gauge wheel			\$400.00

SD_P9705 LINKS

	449142	Row unit links standard			No Charge
	449143	Row unit links extended			\$400.00

SD_P9707 DOWN PRESSURE

	449150	Spring down pressure			(\$1,500.00)
	449152	In-Cab Pneumatic down pressure			No Charge
	449151	PDP Manual			(\$600.00)
	449346	Spring down pressure - Ext			(\$1,500.00)
	449347	PDP Manual - Ext			(\$600.00)
	449348	In-Cab Pneumatic dp - Ext			No Charge

**EARLY RISER® 1235 16R MTD STACK PLANTERS
US PRICE LIST**

(Ex Works - See Standard Equipment)

MARKERS

SD_P9201 MARKERS

	789407	No Markers with weight bracket Weight brackets only. Choose this option when no markers will be used at the time of planting. When operating planter without markers, six 100 lb. weights must be added, 3 per wing, to replace the weight lost due to marker removal. Order qty. 6 Standard Case IH suitcase weights through Parts Division - p/n 405846A3.		No Charge
	789008	Row markers Folding, automatic alternating		\$7,600.00

SEED MONITOR SYSTEMS

SD_25016 MONITOR

Early Riser				
	449155	Early Riser IV		(\$4,400.00)
AFS				
	422539	AFS Pro 700 Display To view the AccuStat™ data an UNLOCK passcode is required. Order through Parts Division (p/n 47464425). This activation passcode unlocks the AccuStat™ function.		No Charge
	X25016X	No Monitor		(\$4,900.00)

GULL WING PACKAGE

SD_P7801 GULL WING

	449320	No Gull wing		(\$1,200.00)
	789418	Gull wing package Used to lift wings up 3 degrees when implement is raised for headland turns.		No Charge

CHEMICAL APPLICATION

SD_P7401 CHEMICAL APPLICATION

	XP7401X	No granular chemical system		No Charge
--	---------	-----------------------------	--	-----------

**EARLY RISER® 1235 16R MTD STACK PLANTERS
US PRICE LIST**

(Ex Works - See Standard Equipment)

	789010	Granular chemical system Not for use with cable drive. Includes basic unit for insecticide - 70 lb. capacity hopper, in furrow hose and drive package. Granular chemical mounting supports for Smart Box™ System are available through Parts Division p/n 86990636. Granular chemical Bin Level Sensor is available through Parts Division p/n 404197A1 - for use with AFS monitor only, (1) required for 6R and 8R, (2) required for 12R and larger.		\$4,800.00
--	--------	--	--	------------

TILLAGE TOOLS

SD_P5306 TILLAGE TOOLS

	XP5306X	No Selection		No Charge
	789019	9.25 in. furrowing disks		\$4,800.00
	789020	12 in. furrowing disks		\$5,200.00
	789021	12 in. notched furrowing disks		\$6,000.00
	789022	V-wings		\$3,600.00
	789023	Tine teeth		\$4,000.00
	789024	Tine wheel residue managers dual wheel		\$6,000.00
	789026	Row unit mtd coulters -25 wave		\$6,400.00
	789073	No-till residue managers dual wheel		\$6,400.00

OPERATOR'S MANUAL

SD_29046 MARKET

Early Riser				
	789011	North American English		No Charge
	789012	French Canadian		No Charge
AFS				
	449282	AFS North American English		No Charge
	449283	AFS French Canadian		No Charge

OTHER EQUIPMENT

SD_50117 CHAIN GUARDS

	X50117X	No Chain guards		No Charge
	789027	Chain guards - package of 2 For dual arm drive wheels - Covers chain from drive shaft to drive wheel. For 8 Row, 12 row and 16 Row with single mechanical transmission.		\$50.00

**EARLY RISER® 1235 16R MTD STACK PLANTERS
US PRICE LIST**

(Ex Works - See Standard Equipment)

		424905	Chain guards pkg 4 For dual arm drive wheels - covers chain from drive shaft to drive wheel. For 16 row.			\$100.00
SD 50118 WHEEL COVERS						
		X50118X	No Drive wheel covers			No Charge
		789041	Drive wheel cover to protect the wheel speed sensor			\$80.00

**EARLY RISER® 1235 16R MTD STACK PLANTERS
US PRICE LIST**

(Ex Works - See Standard Equipment)
Factory Supplied Attachments

Order Code	Description	Weight	List Price
In Cab Pneumatic DP Control			
84347676	In cab pneum control, stackers In cab pneumatic down pressure kit for 1230. 12 and 16 row stacker planters. To complete this kit, order compressor (84347683). These additional parts not required for planters to be equipped with AccuRow control row clutches.	60 LB	\$1,300.00
84347683	Compressor Package	20 LB	\$1,200.00
AFS Air Clutches			
84134493	AccuRow Control Package 16R (SEE NOTE 17 IN THE APPENDIX AT THE END OF THE PRINTED PRICE BOOK)	738 LB	\$8,000.00
84219351	Brackets and Harness, Stackers AFS Accu-Row control mounting brackets for 12 R or 16 R Stacker planters (SEE NOTE 17 IN THE APPENDIX AT THE END OF THE PRINTED PRICE BOOK)	115 LB	\$490.00
84161584	Package, Tubing and Fittings	5 LB	\$100.00
84161586	Package, Air Pump	20 LB	\$700.00
Marker			
87671449	Markers, 8RW/12RN Markers for 8RW or 12RN stacker planters. Not compatible with prior model stacker toolbars (S/N CBJ036000 and Prior)	945 LB	\$7,100.00
87671450	Markers, 12RW/16RN Markers for 12RW or 16RN stacker planters. Not compatible with prior model stacker toolbars (S/N CBJ036000 and Prior)	1,430 LB	\$7,600.00
Granular Chemical Equipment			
84401404	Granular Chem Unit for 2 Rows Not for use with cable drive Includes insecticide hose (84279842) kit. Insecticide applied through closing disk spring guide.	80 LB	\$600.00
233906A	Front Insecticide Spreader One per row Not for use with cable drive	3 LB	\$50.00
233907A	Rear Insecticide Spreaders One per row Not for use with cable drive	4 LB	\$50.00
84279842	Hose, Insecticide One per row Not for use with cable drive	1 LB	\$20.00
233909A	Herbicide Spreader One per row Not for use with cable drive	4 LB	\$50.00
233911A	Windshield - Herbicide One per row Not for use with cable drive	1 LB	\$30.00
233913A	Spring Tooth Incorporator One per row Not for use with cable drive	8 LB	\$85.00
336295A	Hopper Divider Package One per row - To convert hopper for use with two chemicals, includes additional meter Not for use with cable drive	5 LB	\$125.00

**EARLY RISER® 1235 16R MTD STACK PLANTERS
US PRICE LIST**

(Ex Works - See Standard Equipment)

	336296A	Closed Chemical System One per row - Instructions and fittings for lock and load lid. This kit modifies the original gran. Chem. lid from Factory Supplied Attachments 247205A for lock and load. Not for use with cable drive	4 LB		\$140.00
--	---------	--	------	--	----------

Tillage Tools (1 per row)

	233915A	Support Required to mount furrowing disks, furrowing wings, tine tooth, and non-floating residue managers (1 per row). Not required for floating residue managers. Not for use with cable drive.	6 LB		\$70.00
	233916A	Furrowing Disk - 9.25 in. (1 per row) Not for use with 15" row spacing	17 LB		\$230.00
	233917A	Furrowing Disk - 12 in. (1 per row) Not for use with 15" row spacing	19 LB		\$255.00
	87730246	Furrowing Disk- 12 in. notched (1 per row) Not for use with 15" row spacing	39 LB		\$305.00
	417002A	Furrowing Wings (1 per row) Not for use with 15" row spacing	28 LB		\$155.00
	233920A	Tine Tooth (1 per row) Not for use with 15" row spacing	20 LB		\$180.00
	87730188	Tine Wheel Residue mgrs. (LH) Dual wheel, left hand Not for use with 15" row spacing	32 LB		\$305.00
	87730203	Tine Wheel Residue mgrs. (RH) Dual wheel, right hand. Not for use with 15" row spacing	32 LB		\$305.00
	87730189	No-Till Residue mgrs. (LH) Dual wheel, left hand. Not for use with 15" row spacing	32 LB		\$330.00
	87730315	No-Till Residue mgrs. (RH) Dual wheel, right hand. Not for use with 15" row spacing	32 LB		\$330.00
	431543A	Row Unit Coulter - 25 Wave Row unit mounted coulter - 25 Wave (includes tillage support) (1 per row) For use on any row spacing. Row mounted coulters cannot be used with Case IH single disk fertilizer openers (P/N-84157031)	35 LB		\$400.00

Assist Wheel Packages

	87671451	Lift Assist (12RN) Assist wheel package for 12RN Stacker Planters	500 LB		\$5,200.00
	87671452	Lift Assist (12RW/16RN) Assist wheel package for 12RW or 16RN Stacker Planters	500 LB		\$5,200.00

Gull Wing Package

	87671453	Gull Wing Kit, 12RN Used to lift wings up 3 degrees when implement is raised for headland turns	106 LB		\$1,450.00
	87671454	Gull Wing Kit, 12RW/16RN Used to lift wings up 3 degrees when implement is raised for headland turns.	500 LB		\$1,450.00

Chain Guard

	368425A	Chain Guards, Dual Arm Wheel For dual arm wheel - package of 2	22 LB		\$50.00
--	---------	---	-------	--	---------

**EARLY RISER® 1235 16R MTD STACK PLANTERS
US PRICE LIST**

(Ex Works - See Standard Equipment)

Additional Attachments

	84224012	Wheel speed sensor, dual arm Second wheel speed sensor for dual arm drive wheel machines	18 LB		\$275.00
--	----------	---	-------	--	----------

Planter Fan Case Drain

	367010A	Motor Case Drain Magnum For 7100, 7200 or 8900 Series Magnum Tractors (SEE NOTES 5, 6 AND 7 IN APPENDIX AT THE END OF THE PRINTED PRICE BOOK)	3 LB		\$100.00
	367011A	Motor Case Drain Steiger For 9100, 9200 or 9300 Series Steiger Tractors (SEE NOTES 5, 6 AND 7 IN APPENDIX AT THE END OF THE PRINTED PRICE BOOK)	3 LB		\$100.00

Tractor Installation Kits

	87652428	Monitor Installation Kit - AFS For use with all brands of tractors. For use with AFS Monitors and color software. Not required if Case IH tractor is already equipped with ISO 11783 Implement Harness option and AFS mounting bracket. ARTICULATED TRACTORS SEE NOTE 8. (SEE NOTES 8,9 AND 10 IN APPENDIX AT THE END OF THE PRINTED PRICE BOOK)	17 LB		\$800.00
--	----------	---	-------	--	----------

Three Transmission Kits

	84203457	Three Transmission Kit For 12RN single arm drive wheel machines, model year 2009 and after. This kit provides two additional transmissions (one for each wing) to allow independent wing drive and increased wing flex.	370 LB		\$3,500.00
	84203460	Three Transmission Kit For 12RN dual arm drive wheel machines, model year 2009 and after. This kit provides two additional transmissions (one for each wing) to allow independent wing drive and increased wing flex.			\$3,500.00
	84203458	Three Transmission Kit For 12RW single arm drive wheel machines, model year 2009 and after. This kit provides two additional transmissions (one for each wing) to allow independent wing drive and increased wing flex.			\$3,500.00
	84203461	Three Transmission Kit For 12RW dual arm drive wheel machines, model year 2009 and after. This kit provides two additional transmissions (one for each wing) to allow independent wing drive and increased wing flex.	370 LB		\$3,500.00

**EARLY RISER® 1245 12 & 16 PIVOT PLANTERS
US PRICE LIST**

**(Ex Works - See Standard Equipment)
Standard Equipment**

SEED HOPPERS:

Two 40 bu. bulk fill tank system
Nurse distribution to a one gallon
capacity mini-hopper at each row.

SEED METERING/DELIVERY:

Advanced Seed Meter located on each
row to meter seed from hoppers to
openers. Planter mounted,
hydraulically driven fan pulls seed
to holes in seed disc.

**SEED DISCS REQUIRED
FOR OPERATION**

MONITOR:

Standard AFS Pro-700 Display with
Self-calibrating AccuStat™ Sensors has
the following features:

Rate Alarm, High/Low Population,
Seed Spacing, Row failure, Average
Population, Row Seed Counter, Seed
Rate Bar Graph, Field Acre Counter,
Total Acreage Counter-Seasonal,
Lifetime Area, Ground Speed,
Area/Hour, Vacuum Rate, Vacuum
Control, Bulk Fill Fan Rate, Bulk Fill
Fan Control, Bin Level Indicator,
Liquid Fertilizer Control, Pneumatic
Down Pressure Control, Row Shut-off
control, Mapping and Boundry Control
(additional GPS equipment required),
Rate Recording and Auto Guidance
Compatible, AccuStat™ Capable-
Population, Singulation, Skips, Multiples,
Spacing CV by Row and as Averages
(requires unlock key), (3) Video
Camera Ready

Variable rate control and monitoring
of seed and liquid fertilizer
(if equipped).

MONITOR: (cont'd)

The planter is divided in half allowing
the user to turn off either half of the
machine for point row applications.

System must be used with AFS
PRO 700 Display.

The AFS tractor installation
kits are not standard equipment.

ROW UNITS (BOLT-ON):

In-Cab Pneumatic down Pressure
Standard AccuDrive™, 14 in. (35 cm)
staggered left and right hand double
disk openers with HEAVY-DUTY
SINGLE ROW TRIPLE LIP BEARINGS
and flat scrapers (rotary scraper
available through Parts Division), quick
adjustable staggered covering disks,
6.5 x 12 in. press wheel and 2 quick
adjustable 4 x 16 in. depth equalizing
gauge wheels per row with
special profile tires.

FRAME:

8 x 8 in. (20.3 x 20.3 cm) main frame
7 x 7 in. (18 x 18 cm) main toolbar.
Two double acting hydraulic cylinders
with integral counterbalance valves
and cylinder stops. One double acting
hydraulic cylinder for frame fold. Frame
locks provided. Toolbar wing cylinders
provide float +11°, -11°

DEPTH CONTROL:

Single handle, infinite settings
0-4.0 in., zero indexed.

DRIVE:

Hydraulically driven seed drive with
variable rate 2 section control.

**EARLY RISER® 1245 12 & 16 PIVOT PLANTERS
US PRICE LIST**

**(Ex Works - See Standard Equipment)
Standard Equipment**

HYDRAULIC PTO PUMP:

Standard planter mounted 22 gpm
PTO pump with 1-3/4 drive shaft

CARRYING WHEELS:

Tubeless with sealed precision
bearings
Four Mainframe wheels with 16.5L x
16.1 10PR tires
Two wing wheels with 9.5L x 15 tires

MARKERS:

Standard low profile, triple flat
hydraulic folding, controlled by
automatic alternating electric control.
16 in. smooth disk blade, shear bolt
protection, adjustable disk angle.

HITCH:

Heavy-duty screw type jack. 7,000 lb.
(3175 kg) capacity
Tongue type hitch with hole for up
to 2 in. (50 mm) diameter pin
Hitch drawbar hydraulic telescoping

HYDRAULIC COUPLERS:

Two standard ISO male couplers
for fan and variable seed drive
One 3/8 in. ISO coupler for fan motor
case drain (See requirements for
operation)
Two standard ISO male couplers for
lift and fold

TRANSPORT DIMENSIONS:

Transport height with markers
12 R - 10 ft. 0 in. (3.1 m)
16 R - 10 ft. 0 in. (3.1 m)
Transport width with markers
12 ft. 3 in. (3.7 m) - on row
12 ft. 4 in. (3.76 m) w/bulk fill
12 ft. 6 in. (3.8 m) w/liquid fertilizer
Transport length
12 R - 38 ft. (11.6 m)
16 R - 47 ft. (14.3 m)

MISCELLANEOUS EQUIPMENT:

Highway transport chain and attaching
hardware 30,000 lb. (13608 kg)
capacity
Enhanced lighting package
SMV emblem

ASSEMBLY:

Pivot Transport Planters come fully
assembled and tested from the
factory.
Factory Supplied Accessories ordered
with planter will not be assembled.

Requirements for Operation:

REFER TO SEED METER CHART FOR
APPROVED SEED WITH BULK FILL.
Order SEED DISCS from Parts Division
(See Parts Division Supplied Accessories
in back of price list).

Tractor Installation Kit and Case Drain:

A hydraulic case drain port is required
for all 1200 planters. A tractor remote
or standard motor return cannot be
used for this purpose. If tractor is
not equipped with a case drain port,
consult the Tractor Price List or Parts
Book to obtain the necessary case
drain kit. If the tractor is equipped
with a case drain port and it does
not accept the 3/8 in. flush face male
coupler supplied with the planter,
order appropriate conversion parts
from Parts Division (See Parts Division
Supplied Accessories).

Tractor Requirements:

SEE TRACTOR/PLANTER
COMPATIBILITY MATRIX.

**EARLY RISER® 1245 12 & 16 PIVOT PLANTERS
US PRICE LIST**

**(Ex Works - See Standard Equipment)
Standard Equipment**

Requirements for Operation: (cont'd)

Required for optional Direct Drive Hydraulic System:

On-Row:

2 remotes (1 for lift/fold and markers, 1 for vacuum fan, two seed drive motors, and liquid fertilizer- if equipped).

Relief pressure of 2700 PSI minimum w/24-26 gpm flow at couplers

Bulk Fill:

3 remotes (1 for lift/fold and markers, 1 for vacuum fan, two seed drive motors, fertilizer - if equipped, and 1 for bulk fill fan).

Relief pressure of 2700 PSI minimum w/34-39 gpm flow at couplers.

Required for Standard 22 gpm PTO Drive System:

On-Row:

1 Remote (1 for lift/fold and markers).

Relief pressure of 2700 PSI minimum w/13 gpm flow at couplers.

Bulk Fill:

2 remotes (1 for lift/fold and markers, and 1 for bulk fill fan).

Relief pressure of 2700 PSI minimum w/23-26 gpm flow at couplers.

0-25 psi case drain port on tractor for fan motor case drain (1/4 in. or 3/8 in. case drain coupler required depending on tractor case drain connection - 3/8 in. is supplied with planter).

Relief pressure valve of 2700 psi minimum

Requirements for Operation: (cont'd)

A 22 gallon on bar PTO pump is standard

If the PTO pump is selected, the tractor must have a 1,000 RPM PTO. The PTO coupler supplied with the machine is for a 1-3/4 in. PTO shaft. If the tractor is equipped with a 1-3/8 in. PTO shaft, then select the 1-3/8 no charge option from the book or if you already have the planter order an 1-3/8 in. coupler (1958267C1) from the Parts Division.

Planter Electrical requirements:

12 R - 30 in. - 16 amps Direct Drive; 26 amps with optional PTO Pump Drive System

16 R - 30 in. - 16 amps Direct Drive; 26 amps with optional PTO Pump Drive System

12 Volt electrical system

7 pin connector socket

AFS 9 Pin Connection (TRACTOR INSTALLATION KIT)

Tractor drawbar with hammerstrap

Tractor front end weights or wheel weights or liquid ballast may be required on some tractor models for road transport of planter.

**EARLY RISER® 1245 12 & 16 PIVOT PLANTERS
US PRICE LIST**

**(Ex Works - See Standard Equipment)
Standard Equipment**

Requirements for Operation: (cont'd)

Tractor drawbar vertical load requirements:

- 12 R - 30 in. - 3862 lbs. (1751 kg)
- 16 R - 30 in. - 4086 lbs. (1853 kg)
- 12 R - 30 in. with Bulk Fill -
4080 lbs. (1850 kg)
- 16 R - 30 in. with Bulk Fill -
4520 lbs. (2049 kg)

For all pivot transport planter versions used with a Magnum, the heavy-duty drawbar option (or Tractor Drawbar Assist) is required. Please order Attachment Number 719663016 from the Magnum price list.

For 7100, 7200 and 8900 Series Magnums and non-Case IH Row Crop Tractors order attachment number 419613A, tractor drawbar assist, or upgrade to a heavy-duty drawbar by ordering p/n 87427768 from Parts Division.

Electronic service tools required for dealer service

AFS Software

(please read all steps before beginning)

To Order AFS Software for Customers

who have requested a current version, do the following:

1. Log into the CNH Precision Farming Store found on the dealer portal
2. Select the CNH Information Management tab
3. Click on Office Software
4. Copy the Link for AFS Software and paste into an email to your customer who is requesting this software Note: Using this link the customer will be able to download and install the current full version of AFS Software.
5. Order part number 88500-20-10 (AFS Mapping and Records unlock) from your parts counter. Your customer will receive an unlock code to enter into the software he downloaded from the link you provided. Note: Dealer may want to order and receive the unlock prior to sending the customer the link in step 4. That way the customer has both the software link and his unlock code in one email from the dealer.

EX WORKS:

Wholegoods

(Ex Works Saskatoon, SK)

(Freight Equalized East Moline, IL)

Factory Supplied Attachments

(Ex Works Saskatoon, SK)

unless otherwise noted



**EARLY RISER® 1245 12 & 16 PIVOT PLANTERS
US PRICE LIST**

(Ex Works - See Standard Equipment)

Models

COMMERCIAL MODEL	WORKING WIDTH	SPACING	HITCH	Weight	List Price
ER 1245 PLANTER	12 Rows	30 in.	Hydraulic Hitch	14,250 LB	\$110,000.00
ER 1245 PLANTER	16 Rows	30 in.	Hydraulic Hitch	20,000 LB	\$149,000.00

Factory Supplied Options

Order Code	Description	Weight	List Price
------------	-------------	--------	------------

SEED METERING

SD_P8404 SEED METERING

449159	Meter w/ru cable drive w/clutc Meter w/Row Unit cable drive with clutch		
	if WORKING WIDTH is 16 Rows		No Charge
	if WORKING WIDTH is 12 Rows		\$5,300.00
449157	Meter w/ru chain drive Meter w/Row Unit chain drive		
	if WORKING WIDTH is 12 Rows		(\$2,800.00)
	if WORKING WIDTH is 16 Rows		(\$10,800.00)
449158	Meter w/ru cable drive w/o clu Meter w/Row Unit cable drive without clutch		
	if WORKING WIDTH is 12 Rows		No Charge
	if WORKING WIDTH is 16 Rows		(\$7,000.00)

FEEDING SYSTEM

SD_P6001 FEEDING SYSTEM

449149	Bulk Fill - no scales		No Charge
789413	On row hopper		
	if WORKING WIDTH is 12 Rows		(\$14,000.00)
	if WORKING WIDTH is 16 Rows		(\$15,000.00)



**EARLY RISER® 1245 12 & 16 PIVOT PLANTERS
US PRICE LIST**

(Ex Works - See Standard Equipment)

DRIVES

SD_03015 DRIVES

Bulk Fill			
	449123	PTO Driveline-22 gpm w/BF On planter with 1-3/4 drive shaft	(\$500.00)
	449124	PTO Driveline-36 gpm w/BF On planter with 1-3/4 drive shaft	No Charge
	449121	Direct Drive with Bulk Fill	(\$2,900.00)
	449122	Aux PTO -22 gpm w/Bulk Fill On tractor	(\$800.00)
On Row Hopper			
	449351	PTO Driveline- 22 gpm w/Hopper	
		if WORKING WIDTH is 12 Rows	No Charge
		if WORKING WIDTH is 16 Rows	No Charge
	449120	AFS Hyd DDrive w/Hopper AFS Hydraulic direct drive w/hopper	
		if WORKING WIDTH is 12 Rows	(\$2,500.00)
		if WORKING WIDTH is 16 Rows	(\$2,500.00)
	449350	Aux PTO - 22 gpm w/Hopper	
		if WORKING WIDTH is 16 Rows	(\$300.00)
		if WORKING WIDTH is 12 Rows	(\$300.00)

PTO SHAFT

SD_03012 PTO SHAFT

	424343	1-3/4 PTO Shaft - 1000 rpm For planter mounted PTO pump.	No Charge
	424342	1-3/8 PTO Shaft - 1000 rpm For planter mounted PTO pump.	No Charge
	X03012X	No selection	No Charge

ROW UNIT

SD_16029 GAUGE WHEELS

	449144	Row Unit - std gauge wheel	No Charge
	449145	Row Unit- narrow gauge wheel	
		if WORKING WIDTH is 12 Rows	\$300.00
		if WORKING WIDTH is 16 Rows	\$400.00

SD_P9707 DOWN PRESSURE

	449152	In-Cab Pneumatic down pressure	No Charge
	449150	Spring down pressure	

**EARLY RISER® 1245 12 & 16 PIVOT PLANTERS
US PRICE LIST**

(Ex Works - See Standard Equipment)

		if WORKING WIDTH is 12 Rows			(\$1,300.00)
		if WORKING WIDTH is 16 Rows			(\$1,500.00)
	449151	PDP Manual			
		if WORKING WIDTH is 12 Rows			(\$600.00)
		if WORKING WIDTH is 16 Rows			(\$600.00)

MARKERS

SD_P9201 MARKERS

	789008	Row markers low profile, triple flat hydraulic fold - automatic alternating			No Charge
	789407	No Markers with weight bracket Weight brackets only. When operating this planter without markers, weight must be added to the wings to replace the weight lost due to the marker removal. Order Standard Case IH Suitcase Weights through Parts Division (p/n 405846A3). 12 or 16 row order qty. 6 (3 per wing). 12/23, 16/31 and 24R20" order qty. 10 (5 per wing).			
		if WORKING WIDTH is 12 Rows			(\$7,100.00)
		if WORKING WIDTH is 16 Rows			(\$7,600.00)

SEED MONITOR SYSTEMS

SD_25016 MONITOR

	422539	AFS Pro 700 Display To view the AccuStat™ data an UNLOCK passcode is required. Order through Parts Division (p/n 47464425). This activation passcode unlocks the AccuStat™ function.			No Charge
	X25016X	No Monitor			(\$4,900.00)

CHEMICAL APPLICATION

SD_P7401 CHEMICAL APPLICATION

	XP7401X	No granular chemical system			No Charge
	789010	Granular chemical system Not for use with cable drive. Includes basic unit for insecticide - 70 lb. capacity injection molded hopper of high density polyethylene, in furrow hose and drive package. Granular chemical mounting supports for Smart Box™ System are available through Parts Division p/n 86990636. Granular chemical Bin Level Sensor is available through Parts Division p/n 404197A1 (2 are required).			
		if WORKING WIDTH is 12 Rows			\$3,600.00

**EARLY RISER® 1245 12 & 16 PIVOT PLANTERS
US PRICE LIST**

(Ex Works - See Standard Equipment)

		if WORKING WIDTH is 16 Rows		\$4,800.00
--	--	-----------------------------	--	------------

FERTILIZER

SD_P9801 FERTILIZER

	XP9801X	No selection		No Charge
	789052	Liquid fert pump system only Includes diaphragm pump, pump mounting brackets, valves, section control and conector/shutoff. DOES NOT CONTAIN TANKS Minimum to maximum flow rates are 5-25 gal/acre @ 6 mph.		
		if WORKING WIDTH is 16 Rows		\$6,000.00
		if WORKING WIDTH is 12 Rows		\$6,000.00
	789036	Liquid fertilizer system Includes white polyethylene tank frames and piston pump. Capacity: 12R30 (2 x 200 gal tanks) 16R30 (2 x 230 gal tanks)		
		if WORKING WIDTH is 12 Rows		\$8,000.00
		if WORKING WIDTH is 16 Rows		\$9,000.00

FERTILIZER OPENERS

SD_P5302 FERTILIZER OPENER

	XP5302X	No Selection		No Charge
	789053	No-till coulter w/knife Includes bar kit to mount openers, fertilizer plumbing and check valves to coulters. No-till fertilizer openers cannot be factory installed with combo residue managers or floating residue managers. If No-till fertilizer openers are desired with these tillage attachments, the residue managers should be ordered from the Factory Supplied Attachments section, along with offset fertilizer shanks. (See the Factory Supplied Attachments section for details).		
		if WORKING WIDTH is 12 Rows		\$9,600.00
		if WORKING WIDTH is 16 Rows		\$12,800.00
	789054	No-till coulter w/injec Includes fertilizer plumbing and check valves to the coulters. No-till fertilizer openers cannot be factory installed with combo residue managers or floating residue managers. If No-Till fertilizer openers are desired with these tillage attachments, the residue managers should be ordered from the Factory Supplied Attachments section, along with offset fertilizer shanks. (See the Factory Supplied Attachments section for details).		
		if WORKING WIDTH is 12 Rows		\$9,600.00
		if WORKING WIDTH is 16 Rows		\$12,800.00

**EARLY RISER® 1245 12 & 16 PIVOT PLANTERS
US PRICE LIST**

(Ex Works - See Standard Equipment)

	421524	Coulter - double disk - liquid		
		if WORKING WIDTH is 12 Rows		\$5,400.00
		if WORKING WIDTH is 16 Rows		\$7,200.00
	449162	Fert. base for In-Row delivery Includes valving and plumbing from section control to head bracket of row unit. Tubing to head bracket and to seed trench is custom supplied.		
		if WORKING WIDTH is 12 Rows		\$1,200.00
		if WORKING WIDTH is 16 Rows		\$1,600.00

TILLAGE TOOLS

SD_P5306 TILLAGE TOOLS

	XP5306X	No Selection		No Charge
	789019	9.25 in. furrowing disks		
		if WORKING WIDTH is 12 Rows		\$3,600.00
		if WORKING WIDTH is 16 Rows		\$4,800.00
	789020	12 in. furrowing disks		
		if WORKING WIDTH is 12 Rows		\$3,900.00
		if WORKING WIDTH is 16 Rows		\$5,200.00
	789021	12 in. notched furrowing disks		
		if WORKING WIDTH is 12 Rows		\$4,500.00
		if WORKING WIDTH is 16 Rows		\$6,000.00
	789022	V-wings		
		if WORKING WIDTH is 12 Rows		\$2,700.00
		if WORKING WIDTH is 16 Rows		\$3,600.00
	789023	Tine teeth		
		if WORKING WIDTH is 12 Rows		\$3,000.00
		if WORKING WIDTH is 16 Rows		\$4,000.00
	789026	Row unit mtd coulters -25 wave		
		if WORKING WIDTH is 12 Rows		\$4,800.00
		if WORKING WIDTH is 16 Rows		\$6,400.00
Non-Floating Residue Managers				
	789024	Tine wheel residue managers dual wheel One per row		
		if WORKING WIDTH is 12 Rows		\$4,500.00
		if WORKING WIDTH is 16 Rows		\$6,000.00
	789073	No-till residue managers dual wheel One per row		
		if WORKING WIDTH is 12 Rows		\$4,800.00
		if WORKING WIDTH is 16 Rows		\$6,400.00
Floating Residue Managers				
	760014	Float tinewhl residue mgr w/db with depth band, dual wheel Incompatible with double disk fertilizer openers. One per row		
		if WORKING WIDTH is 12 Rows		\$6,000.00
		if WORKING WIDTH is 16 Rows		\$8,000.00

**EARLY RISER® 1245 12 & 16 PIVOT PLANTERS
US PRICE LIST**

(Ex Works - See Standard Equipment)

	760015	Float NT residue mgr w/debd with depth band, dual wheel Incompatible with double disk fertilizer openers. One per row		
		if WORKING WIDTH is 12 Rows		\$6,300.00
		if WORKING WIDTH is 16 Rows		\$8,400.00
	789057	Floating residue mgr w/coulter combo tine wheel residue managers with 25 wave coulters, dual wheel One per row		
		if WORKING WIDTH is 12 Rows		\$9,600.00
		if WORKING WIDTH is 16 Rows		\$12,800.00
	424729	Floating NT residue mgr w/cltr combo no-till residue managers with 25 wave coulters, dual wheel One per row		
		if WORKING WIDTH is 12 Rows		\$9,900.00
		if WORKING WIDTH is 16 Rows		\$13,200.00

OPERATOR'S MANUAL

SD_29046 MARKET

	AFS			
	449282	AFS North American English		No Charge
	449283	AFS French Canadian		No Charge

**EARLY RISER® 1245 12 & 16 PIVOT PLANTERS
US PRICE LIST**

**(Ex Works - See Standard Equipment)
Factory Supplied Attachments**

Order Code	Description	Weight	List Price
AFS Accu-Row Control			
84134492	AccuRow Control Package 12R (Pneumatic Row Clutch for planters equipped with chain drive meters) (SEE NOTE 17 IN THE APPENDIX AT THE END OF THE PRINTED PRICE BOOK)	730 LB	\$7,000.00
84134493	AccuRow Control Package 16R (SEE NOTE 17 IN THE APPENDIX AT THE END OF THE PRINTED PRICE BOOK)	738 LB	\$8,000.00
In Cab Pneumatic DP Control			
84319016	In Cab Pneum Control 12-16R,PT In cab pneumatic down pressure kit for 1240/1245. 12 and 16 pivot transport planters. (SEE NOTE 22 IN THE APPENDIX AT THE END OF THE PRINTED PRICE BOOK)	35 LB	\$1,300.00
84319022	Compressor, Direct Drive 1240/1245 Compressor kit (in cab pneumatic control), for all direct drive 1240/1245 pivot transport planters(no PTO pump). Not required for planters to be equipped with AccuRow control row clutches. (SEE NOTE 22 IN THE APPENDIX AT THE END OF THE PRINTED PRICE BOOK)	55 LB	\$1,200.00
84319023	Compressor, PTO Drive 1240/1245 Compressor kit (in cab pneumatic control), for all PTO driven 1240/1245 pivot transport planters. Not required for planters to be equipped with AccuRow control row clutches. (SEE NOTE 22 IN THE APPENDIX AT THE END OF THE PRINTED PRICE BOOK)	55 LB	\$1,200.00
Markers			
84157092	Markers (30 ft) 30 ft. markers for 12R or 12/23R Pivot Transport planters. Low profile, triple flat hydraulic fold, automatic alternating markers.	945 LB	\$7,100.00
84157093	Markers (40 ft) 40 ft. markers for 16R, 16/31R or 24R20 Pivot Transport planters. Low profile, triple flat hydraulic fold, automatic alternating markers.	975 LB	\$7,600.00
Granular Chemical Equipment			
84401404	Granular Chem Unit for 2 Rows Not for use with cable drive Includes insecticide hose (84279842) kit. Insecticide applied through closing disk spring guide.	80 LB	\$600.00
233906A	Front Insecticide Spreader One per row Not for use with cable drive	3 LB	\$50.00
233907A	Rear Insecticide Spreaders One per row Not for use with cable drive	4 LB	\$50.00
84279842	Hose, Insecticide One per row Not for use with cable drive	1 LB	\$20.00

**EARLY RISER® 1245 12 & 16 PIVOT PLANTERS
US PRICE LIST**

(Ex Works - See Standard Equipment)

	233909A	Herbicide Spreader One per row Not for use with cable drive	4 LB		\$50.00
	233911A	Windshield - Herbicide One per row Not for use with cable drive	1 LB		\$30.00
	233913A	Spring Tooth Incorporator One per row Not for use with cable drive	8 LB		\$85.00
	336295A	Hopper Divider Package One per row - To convert hopper for use with two chemicals, includes additional meter Not for use with cable drive	5 LB		\$125.00
	336296A	Closed Chemical System One per row - Instructions and fittings for lock and load lid. This kit modifies the original gran. Chem. lid from Factory Supplied Attachments 247205A for lock and load. Not for use with cable drive	4 LB		\$140.00

Tillage Tools

	233915A	Support Required to mount furrowing disks, furrowing wings, tine tooth, and non-floating residue managers (1 per row). Not required for floating residue managers. Not for use with cable drive.	6 LB		\$70.00
	233916A	Furrowing Disk - 9.25 in. (1 per row) Not for use with 15" row spacing	17 LB		\$230.00
	233917A	Furrowing Disk - 12 in. (1 per row) Not for use with 15" row spacing	19 LB		\$255.00
	233920A	Tine Tooth (1 per row) Not for use with 15" row spacing	20 LB		\$180.00
	87730246	Furrowing Disk- 12 in. notched (1 per row) Not for use with 15" row spacing	39 LB		\$305.00
	417002A	Furrowing Wings (1 per row) Not for use with 15" row spacing	28 LB		\$155.00
	87730188	Tine Wheel Residue mgrs. (LH) Dual wheel, left hand Not for use with 15" row spacing	32 LB		\$305.00
	87730203	Tine Wheel Residue mgrs. (RH) Dual wheel, right hand. Not for use with 15" row spacing	32 LB		\$305.00
	87730189	No-Till Residue mgrs. (LH) Dual wheel, left hand. Not for use with 15" row spacing	32 LB		\$330.00
	87730315	No-Till Residue mgrs. (RH) Dual wheel, right hand. Not for use with 15" row spacing	32 LB		\$330.00
	431543A	Row Unit Coulter - 25 Wave Row unit mounted coulter - 25 Wave (includes tillage support) (1 per row) For use on any row spacing. Row mounted coulters cannot be used with Case IH single disk fertilizer openers (P/N-84157031)	35 LB		\$400.00
	47630514	Floating No-Till Residue managers with depth band, dual wheel (right hand) Floating residue managers cannot be used with Case IH single disk fertilizer openers. (P/N - 84157031) Not for use with 15" row spacing. Order depth bands separately.	70 LB		\$525.00
	47630513	Floating No-Till Residue managers with depth band, dual wheel (left hand) Floating residue managers cannot be used with Case IH single disk fertilizer openers. (P/N - 84157031) Not for use with 15" row spacing. Order depth bands separately.	70 LB		\$525.00

**EARLY RISER® 1245 12 & 16 PIVOT PLANTERS
US PRICE LIST**

(Ex Works - See Standard Equipment)

	47630512	Floating Tine-Whl Residue managers with depth band Floating standard tine wheel residue managers, dual wheel (right hand). Floating residue managers cannot be used with Case IH single disk fertilizer openers.(P/N - 84157031) Not for use with 15" row spacing. Order depth bands separately.	70 LB		\$500.00
	47630511	Floating Tine Whl Residue managers with depth band Floating standard tine wheel residue managers, dual wheel (left hand). Floating residue managers cannot be used with Case IH single disk fertilizer openers.(P/N - 84157031) Not for use with 15" row spacing. Order depth bands separately.	70 LB		\$500.00
	84222462	Floating NT Residue mgr w/coulter combo tine wheel residue managers with 25 wave coulters, dual wheel. Not for use with 15" row spacing	20 LB		\$825.00
	84222463	Floating Tine Residue mgr w/cltr combo no-till residue managers with 25 wave coulters, dual wheel. Not for use with 15" row spacing	20 LB		\$800.00

Fertilizer Systems

	87652426	Planter Mtd. Liquid Fert. 12R For use with 12R Pivot Transport on row hoppers only. Includes two 200 gal. (757 liter) tanks, 19 gpm diaphragm fertilizer pump, pump mounting bracket, pressure gauge, hydraulic drive motor, hydraulic drive control valve, hydraulic hoses, motor and valve mounting hardware, distribution parts to hitch connection, sectional control ball valves (Qty. 2), row unit distribution parts (3/4" hose, tees, mounting brackets), orifice kits, flow meter and control harness. Maximum flow rates are 5-25 gal./acre @ 6 mph. (SEE NOTE 18 IN THE APPENDIX AT THE END OF THE PRINTED PRICE BOOK)	625 LB		\$8,600.00
	87652427	Planter Mtd. Liquid Fert. 16R For use with 16R Pivot Transport planters w/ on row hoppers only. Includes two 230 gal. (871 liter) tanks, 19 gpm diaphragm fertilizer pump, pump mounting bracket, pressure gauge, hydraulic drive motor, hydraulic drive control valve, hydraulic hoses, motor and valve mounting hardware, distribution parts to hitch connection, sectional control ball valves (Qty. 2), row unit distribution parts (3/4" hose, tees, mounting brackets), orifice kits, flow meter and control harness. Maximum flow rates are 5-25 gal./acre @ 6 mph. (SEE NOTE 18 IN THE APPENDIX AT THE END OF THE PRINTED PRICE BOOK)	800 LB		\$9,800.00
	87732227	Liquid Fert Pump Only 12R For use with 12R Pivot Transport planters. Includes 19 gpm diaphragm fertilizer pump, pump mounting bracket, pressure gauge, hydraulic drive motor, hydraulic drive control valve, hydraulic hoses, motor and valve mounting hardware, distribution parts to hitch connection, sectional control ball valves (Qty. 2), row unit distribution parts (3/4" hose, tees, mounting brackets), orifice kits, flow meter and control harness. DOES NOT CONTAIN TANKS. Minimum to maximum flow rates are 5-25 gal./acre @ 6mph. (SEE NOTE 18 IN THE APPENDIX AT THE END OF THE PRINTED PRICE BOOK)	730 LB		\$6,600.00

**EARLY RISER® 1245 12 & 16 PIVOT PLANTERS
US PRICE LIST**

(Ex Works - See Standard Equipment)

	87732228	Liquid Fert Pump Only 16R For use with 16R Pivot Transport planters. Includes 19 gpm diaphragm fertilizer pump, pump mounting bracket, pressure gauge, hydraulic drive motor, hydraulic drive control valve, hydraulic hoses, motor and valve mounting hardware, distribution parts to hitch connection, sectional control ball valves (Qty. 2), row unit distribution parts (3/4" hose, tees, mounting brackets), orifice kits, flow meter and control harness. DOES NOT CONTAIN TANKS. Minimum to maximum flow rates are 5-25 gal./acre @ 6mph. (SEE NOTE 18 IN THE APPENDIX AT THE END OF THE PRINTED PRICE BOOK)	730 LB		\$6,800.00
--	----------	---	--------	--	------------

Fertilizer Openers

	233901A	Liquid Fert. Double Disk For liquid fertilizer (1 per row)	38 LB		\$450.00
	87449587	No-Till Fert Coulter w/knife L Left Hand Single 17 in./431 mm rippled coulter w/parallel linkage, for liquid fertilizer - (order 6 for 12 RN, 8 for 16 RN). Requires bar kit 381592A or 381595A. If No-till fertilizer openers are to be used with combo residue managers or floating residue managers, offset fertilizer shanks must be ordered for the wing rows (6 for 12R, 10 for 16R). Offset shanks (p/n 118038A1) can be ordered from the Parts Division.	93 LB		\$800.00
	87449588	No-Till Fert Coulter w/knife R Right Hand Single 17 in./431 mm rippled coulter w/parallel linkage, for liquid fertilizer - (order 6 for 12 RN, 8 for 16 RN). Requires bar kit 381592A or 381595A. If No-till fertilizer openers are to be used with combo residue managers or floating residue managers, offset fertilizer shanks must be ordered for the wing rows (6 for 12R, 10 for 16R). Offset shanks (p/n 118038A1) can be ordered from the Parts Division.	93 LB		\$800.00
	87449589	No-Till Fert Coulter w/inj. L Left Hand Single 17 in./431 mm rippled coulter w/parallel linkage, for liquid fertilizer - (order 6 for 12 RN, 8 for 16 RN). Requires bar kit 381592A or 381595A. If No-till fertilizer openers are to be used with combo residue managers or floating residue managers, offset fertilizer shanks must be ordered for the wing rows (6 for 12R, 10 for 16R). Offset shanks (p/n 118038A1) can be ordered from the Parts Division.	95 LB		\$800.00
	87449590	No-Till Fert Coulter w/inj. R Right Hand Single 17 in./431 mm rippled coulter w/parallel linkage, for liquid fertilizer - (order 6 for 12 RN, 8 for 16 RN). Requires bar kit 381592A or 381595A. If No-till fertilizer openers are to be used with combo residue managers or floating residue managers, offset fertilizer shanks must be ordered for the wing rows (6 for 12R, 10 for 16R). Offset shanks (p/n 118038A1) can be ordered from the Parts Division.	95 LB		\$800.00
	381592A	Bar Kit 12R and 12/23 Bar kit to mount openers to pivot transport planters. For use with 12 row and 12/23 PT planters, (order 1).	540 LB		\$1,800.00
	381595A	Bar kit 16R Bar kit to mount openers to pivot transport planters. For use with 16 row PT planters, (order 1).	636 LB		\$2,400.00

**EARLY RISER® 1245 12 & 16 PIVOT PLANTERS
US PRICE LIST**

(Ex Works - See Standard Equipment)

Hydraulic Pumps

	87542687	22 gpm Tractor Mtd. PTO Pump 1000 RPM tractor mounted PTO pump kit (22 gpm) for New Model Planters with 2 Stage Telescoping Hitch (s/n CBJ026084 and after). This attachment supplies hydraulic flow to 1 vacuum fan, 2 seed drive motors and liquid fertilizer (if equipped). With this option the hydraulic demand from the tractor is for the lift/fold/marker function, the bulk fill fan, 1 vacuum fan and 2 hydraulic seed drives (12/23, 16/31, 24R20 Only). The resulting tractor flow requirement is 23 - 26 gpm (12R or 16R30) or 34-39 gpm (12/23, 16/31, or 24R20). (SEE NOTE 13 IN THE APPENDIX AT THE END OF THE PRINTED PRICE BOOK)	360 LB	\$2,900.00
	87732335	22 gpm PTO Pump on Planter 1000 RPM planter mounted PTO pump kit (22 gpm) - PTO Driveline for New Model with 2 stage telescoping Hitch (S/N CBJ026084 and after). This attachment supplies hydraulic flow to 1 vacuum fan, 2 seed drive motors and liquid fertilizer if equipped. With this option the hydraulic demand from the tractor is for the lift/fold/marker function, the bulk fill fan, 1 vacuum fan and 2 hydraulic seed drives (12/23, 16/31, 24R20 only). The resulting tractor flow requirement is 23 - 26 gpm (12R or 16 R30) or 34-39 gpm (12/23, 16/31, 24R20). Note: PTO Driveline shaft required. Please order from Factory Supplied Attachments (SEE NOTE 12 IN THE APPENDIX AT THE END OF THE PRINTED PRICEBOOK)	360 LB	\$3,800.00
	87732336	36 gpm PTO Pump on Planter 1000 RPM planter mounted PTO pump kit (36 gpm) - PTO Driveline for New Model with 2 stage telescoping Hitch (S/N CBJ026084 and after). This attachment supplies hydraulic flow to the bulk fill fan, 1 vacuum fan, 2 seed drive motors and liquid fertilizer if equipped. With this option the hydraulic demand from the tractor is for the lift/fold/marker function, 1 vacuum fan and 2 hydraulic seed drives (12/23, 16/31, 24R20 only). The resulting tractor flow is 9 -12 gpm (12R or 16R30) or 23 -26 gpm (12/23, 16/31, 24R20). Note: PTO Driveline shaft required. Please order from Factory Supplied Attachments. (SEE NOTE 12 IN THE APPENDIX AT THE END OF THE PRINTED PRICE BOOK)	360 LB	\$4,400.00
	87752052	1-3/8 in. PTO Driveline Shaft 1000 rpm 1-3/8 in. PTO Drive Shaft	20 LB	\$650.00
	87752053	1-3/4 in. PTO Driveline Shaft 1000 rpm 1-3/4 in. PTO Drive Shaft	20 LB	\$650.00

**EARLY RISER® 1245 12 & 16 PIVOT PLANTERS
US PRICE LIST**

(Ex Works - See Standard Equipment)

Additional Attachments

	419613A	Tractor Drawbar Assist Tractor drawbar assist w/ (10,000 lb. capacity), utilizes tractor three point hitch. For use with Case IH or non Case IH tractors w/Cat. III hitches - not for use w/MXM tractors. Tractor drawbar assist is required for all Pivot Transport planter versions used with a 7100, 7200, 8900 Series Magnum and non-Case IH Row Crop Tractors. For a Magnum tractor, the tractor drawbar assist or heavy-duty drawbar option is required. For the heavy-duty drawbar option, please order Factory Supplied Accessory 719663016 from the Magnum price list.	198 LB		\$700.00
	87405666	PTO Pump Restraint (22 gpm) Pump restraint for Magnum, MX Magnum, Maxxum, PUMA and non-Case IH tractors.	6 LB		\$40.00
	87405668	PTO Pump Restraint (22 gpm) Pump restraint for STX with heavy-duty drawbar 22 gpm pump. For STX and Steiger the heavy-duty drawbar is required.	9 LB		\$75.00
	84130146	PTO Pump Restraint Package (22 gpm), for Steiger ('08 model year and after) with heavy-duty drawbar. For STX and Steiger the heavy-duty drawbar is required	9 LB		\$75.00

Planter Fan Case Drain

	367010A	Motor Case Drain Magnum For 7100, 7200 or 8900 Series Magnum Tractors (SEE NOTES 5, 6 AND 7 IN APPENDIX AT THE END OF THE PRINTED PRICE BOOK)	3 LB		\$100.00
	367011A	Motor Case Drain Steiger For 9100, 9200 or 9300 Series Steiger Tractors (SEE NOTES 5, 6 AND 7 IN APPENDIX AT THE END OF THE PRINTED PRICE BOOK)	3 LB		\$100.00

Tractor Installation Kits

	87652428	Monitor Installation Kit - AFS For use with all brands of tractors. For use with AFS Monitors and color software. Not required if Case IH tractor is already equipped with ISO 11783 Implement Harness option and AFS mounting bracket. ARTICULATED TRACTORS SEE NOTE 8. (SEE NOTES 8,9 AND 10 IN APPENDIX AT THE END OF THE PRINTED PRICE BOOK)	17 LB		\$800.00
--	----------	---	-------	--	----------

Row Units

	84221684	Row Unit Std Gauge Wheel LH LH ASM Row Unit with standard gauge wheels and short parallel linkages. (SEE NOTE 19 IN APPENDIX AT END OF PRINTED PRICE BOOK)	320 LB		\$2,200.00
	84221685	Row Unit Std Gauge Wheel RH RH ASM Row Unit with standard gauge wheels and short parallel linkages. (SEE NOTE 19 IN APPENDIX AT END OF PRINTED PRICE BOOK)	320 LB		\$2,200.00
	84221686	Row Unit Narrow GW LH LH ASM Row Unit with narrow gauge wheels and short parallel linkages. (SEE NOTE 19 IN APPENDIX AT END OF PRINTED PRICE BOOK)	320 LB		\$2,225.00

**EARLY RISER® 1245 12 & 16 PIVOT PLANTERS
US PRICE LIST**

(Ex Works - See Standard Equipment)

	84221687	Row Unit Narrow GW RH RH ASM Row Unit with narrow gauge wheels and short parallel linkages. (SEE NOTE 19 IN APPENDIX AT END OF PRINTED PRICE BOOK)	320 LB		\$2,225.00
	84221688	Row Unit LH Narrow Ext. Link LH ASM Row Unit with narrow gauge wheels and long parallel linkages. (SEE NOTE 19 IN APPENDIX AT END OF PRINTED PRICE BOOK)	320 LB		\$2,250.00
	84221689	Row Unit RH Narrow Ext. Link RH ASM Row Unit with narrow gauge wheels and long parallel linkages. (SEE NOTE 19 IN APPENDIX AT END OF PRINTED PRICE BOOK)	320 LB		\$2,250.00

Planter Mtd. Conveyor System

	779178016	Conveyor Mount Kit - 1245 Bulk Fill Seed Conveyor Mounting Kit for Pivot Transport Planters. Shipped Direct from KSI Conveyors Inc. Cissna Park, IL. Warranty and Service Parts must be obtained direct from KSI Conveyors Inc.	540 LB		\$1,900.00
	779179006	Conveyor Hopper Cover Seed Conveyor hopper cover. Shipped Direct from KSI Conveyors Inc. Cissna Park, IL. Warranty and Service Parts must be obtained direct from KSI Conveyors Inc.	10 LB		\$125.00
	779182016	Planter 20 ft. Conveyor 20 ft. cleated belt tube conveyor system (manual control). Includes 8 inch belt with 1-1/4 inch notched cleats in 6 inch tube, hydraulic drive, manual hydraulic valve control from top/bottom of conveyor, spring loaded canvas collapsible hopper, hydraulic hoses, 5 ft. telescoping discharge spout with handle (collapses to 3 in.). 8 GPM at 2000 PSI required for 376 FPM belt speed. Shipped Direct from KSI Conveyors Inc. Cissna Park, IL. Warranty and Service Parts must be obtained direct from KSI Conveyors Inc.	800 LB		\$5,000.00

**EARLY RISER® 1245 12/23 & 16/31 PLANTERS
US PRICE LIST**

**(Ex Works - See Standard Equipment)
Standard Equipment**

SEED HOPPERS:

Two 40 bu. bulk fill tank system
Nurse distribution to a one gallon
capacity mini-hopper at each row.

SEED METERING/DELIVERY:

Advanced Seed Meter located on each
row to meter seed from hoppers to
openers. Planter mounted,
hydraulically driven fan pulls seed
to holes in seed disc.

**SEED DISCS REQUIRED
FOR OPERATION**

MONITOR:

Standard AFS Pro-700 Display with
Self-calibrating AccuStat™ Sensors has
the following features:

Rate Alarm, High/Low Population,
Seed Spacing, Row failure, Average
Population, Row Seed Counter, Seed
Rate Bar Graph, Field Acre Counter,
Total Acreage Counter-Seasonal,
Lifetime Area, Ground Speed,
Area/Hour, Vacuum Rate, Vacuum
Control, Bulk Fill Fan Rate, Bulk Fill
Fan Control, Bin Level Indicator,
Liquid Fertilizer Control, Pneumatic
Down Pressure Control, Row Shut-off
control, Mapping and Boundry Control
(additional GPS equipment required),
Rate Recording and Auto Guidance
Compatible, AccuStat™ Capable-
Population, Singulation, Skips, Multiples,
Spacing CV by Row and as Averages
(requires unlock key), (3) Video
Camera Ready

Variable rate control and monitoring
of seed and liquid fertilizer
(if equipped).

The planter is divided 4 sections
allowing the user to turn off either
half of the machine for point row
applications.

MONITOR: (cont'd)

System must be used with AFS
PRO 700 Display.

The AFS tractor installation
kits are not standard equipment.

ROW UNITS (BOLT-ON):

In-Cab Pneumatic down Pressure
Standard AccuDrive™, 14 in. (35 cm)
staggered left and right hand double
disk openers with HEAVY-DUTY
SINGLE ROW TRIPLE LIP BEARINGS
and flat scrapers (rotary scraper
available through Parts Division), quick
adjustable staggered covering disks,
6.5 x 12 in. press wheel and 2 quick
adjustable 4 x 16 in. depth equalizing
gauge wheels per row with
special profile tires.

FRAME:

8 x 8 in. (20.3 x 20.3 cm) main frame
7 x 7 in. (18 x 18 cm) main toolbar.
Two double acting hydraulic cylinders
with integral counterbalance valves
and cylinder stops. One double acting
hydraulic cylinder for frame fold. Frame
locks provided. Toolbar wing cylinders
provide float +11°, -11°

DEPTH CONTROL:

Single handle, infinite settings
0-4.0 in., zero indexed.

DRIVE:

Hydraulically driven seed drive with
variable rate 4 section control.

HYDRAULIC PTO PUMP:

Standard planter mounted 36 gpm
PTO pump with 1-3/4 drive shaft

**EARLY RISER® 1245 12/23 & 16/31 PLANTERS
US PRICE LIST**

**(Ex Works - See Standard Equipment)
Standard Equipment**

CARRYING WHEELS:

Tubeless with sealed precision bearings
Four Mainframe wheels with 16.5L x 16.1 10PR tires
Two wing wheels with 9.5L x 15 tires

MARKERS:

Standard low profile, triple flat hydraulic folding, controlled by automatic alternating electric control.
16 in. smooth disk blade, shear bolt protection, adjustable disk angle.

HITCH:

Heavy-duty screw type jack. 7,000 lb. (3175 kg) capacity
Tongue type hitch with hole for up to 2 in. (50 mm) diameter pin
Hitch drawbar hydraulic telescoping

HYDRAULIC COUPLERS:

Direct hydraulic drive system
Two standard ISO male couplers for front vacuum fan and two variable seed drive
Two standard ISO male couplers for rear vacuum fan and two variable seed drives
Two standard ISO male couplers for bulk fill fan
Two standard ISO male couplers for lift and fold
One 3/8 in. ISO coupler for fan motor case drain (See Requirements for Operation)

TRANSPORT DIMENSIONS:

Transport height with markers
12/23 - 10 ft. 0 in. (3.1 m)
16/31 - 10 ft. 0 in. (3.1 m)
Transport width with markers
12 ft. 7 in. (3.8 m) for all configurations without gran chem
12 ft. 9 in. (3.9 m) with gran chem

TRANSPORT DIMENSIONS: (cont'd)

Transport length
12/23 - 38 ft. (11.6 m)
16/31 - 47 ft. (14.3 m)

MISCELLANEOUS EQUIPMENT:

Highway transport chain and attaching hardware 30,000 lb. (13608 kg) capacity
Enhanced lighting package
SMV emblem

ASSEMBLY:

Pivot Transport Planters come fully assembled and tested from the factory.
Factory Supplied Accessories ordered with planter will not be assembled.

Requirements for Operation:

REFER TO SEED METER CHART FOR APPROVED SEED WITH BULK FILL.
Order SEED DISCS from Parts Division (See Parts Division Supplied Accessories in back of price list).

Tractor Installation Kit and Case Drain:
A hydraulic case drain port is required for all 1200 planters. A tractor remote or standard motor return cannot be used for this purpose. If tractor is not equipped with a case drain port, consult the Tractor Price List or Parts Book to obtain the necessary case drain kit. If the tractor is equipped with a case drain port and it does not accept the 3/8 in. flush face male coupler supplied with the planter, order appropriate conversion parts from Parts Division (See Parts Division Supplied Accessories).

Tractor Requirements:

SEE TRACTOR/PLANTER COMPATIBILITY MATRIX.

**EARLY RISER® 12/23 & 16/31 PLANTERS
US PRICE LIST**

**(Ex Works - See Standard Equipment)
Standard Equipment**

Requirements for Operation: (cont'd)

Required for optional Direct Drive

Hydraulic System:

4 remotes (1 for lift/fold and markers,
1 for left vacuum fan and two seed
drive motors, 1 for the right vacuum
fan and two seed drive motors and
liquid fertilizer - if equipped and 1
for bulk fill fan).

Relief pressure of 2700 PSI minimum
w/51-58 gpm flow at couplers

Required for Optional 22 GPM PTO

Drive System:

3 remotes (1 for lift/fold and markers,
1 for vacuum fan, two seed drive
motors, fertilizer - if equipped, and 1
for bulk fill fan).

Relief pressure of 2700 PSI minimum
w/34-39 gpm flow at couplers.

Required for Standard 36 GPM PTO

Drive System:

2 Remotes (1 for lift/fold and markers,
1 for right side vacuum fan, two seed
drive motors).

Relief pressure of 2700 PSI minimum
w/24-26 gpm flow at couplers.

0-25 psi case drain port on tractor for
fan motor case drain (1/4 in. or 3/8 in.
case drain coupler required depending
on tractor case drain connection -
3/8 in. is supplied with planter). This
is required for optional direct and PTO
hydraulic drives, and standard PTO
drive hydraulic systems

Planter Electrical requirements:

12/23 - 22 amps Direct Drive;
32 amps minimum with Standard
PTO Pump Drive System

16/31 - 23 amps Direct Drive;
33 amps minimum with Standard
PTO Pump Drive System

Requirements for Operation: (cont'd)

Planter Electrical requirements: (cont'd)

12 Volt electrical system

7 pin connector socket

AFS 9 Pin Connection
(TRACTOR INSTALLATION KIT)

Tractor drawbar with hammerstrap

Tractor front end weights or wheel
weights or liquid ballast may be
required on some tractor models
for road transport of planter.

Tractor drawbar vertical load
requirements:

12/23 - 6070 lbs. (2753 kg)

16/31 - 7125 lbs. (3232 kg)

For all pivot transport planter versions
used with a Magnum, the heavy-duty
drawbar option (or Tractor Drawbar
Assist) is required. Please order
Attachment Number 719663016
from the Magnum price list.

The tractor drawbar assist package
(419613A) can be ordered from the
Factory Supplied Accessories section
of the planter price list, or upgrade to
a heavy-duty drawbar by ordering
p/n 87427768 from Parts Division.

For 7100, 7200 and 8900 Series
Magnums and non-Case IH Row Crop
Tractors order attachment number
419613A, tractor drawbar assist, or
upgrade to a heavy-duty drawbar by
ordering p/n 87427768 from Parts
Division.

Electronic service tools required for
dealer service

**EARLY RISER® 1245 12/23 & 16/31 PLANTERS
US PRICE LIST**

**(Ex Works - See Standard Equipment)
Standard Equipment**

AFS Software

(please read all steps before beginning)

- To Order AFS Software for Customers who have requested a current version, do the following:
1. Log into the CNH Precision Farming Store found on the dealer portal
 2. Select the CNH Information Management tab
 3. Click on Office Software
 4. Copy the Link for AFS Software and paste into an email to your customer who is requesting this software Note: Using this link the customer will be able to download and install the current full version of AFS Software.
 5. Order part number 88500-20-10 (AFS Mapping and Records unlock) from your parts counter. Your customer will receive an unlock code to enter into the software he downloaded from the link you provided. Note: Dealer may want to order and receive the unlock prior to sending the customer the link in step 4. That way the customer has both the software link and his unlock code in one email from the dealer.

EX WORKS:

- Wholegoods
(Ex Works Saskatoon, SK)
(Freight Equalized East Moline, IL)
Factory Supplied Attachments
(Ex Works Saskatoon, SK)
unless otherwise noted



**EARLY RISER® 1245 12/23 & 16/31 PLANTERS
US PRICE LIST**

(Ex Works - See Standard Equipment)

Models

COMMERCIAL MODEL	WORKING WIDTH	SPACING	HITCH	Weight	List Price
ER 1245 PLANTER	12/23 Rows	30 in. and 15 in.	Hydraulic Hitch	20,000 LB	\$139,000.00
ER 1245 PLANTER	16/31 Rows	30 in. and 15 in.	Hydraulic Hitch	14,250 LB	\$186,000.00

Factory Supplied Options

Order Code	Description	Weight	List Price
------------	-------------	--------	------------

SEED METERING

SD_P8404 SEED METERING

449159	Meter w/ru cable drive w/clutc Meter w/Row Unit cable drive with clutch		
	if WORKING WIDTH is 16/31 Rows		No Charge
	if WORKING WIDTH is 12/23 Rows		\$10,100.00
449157	Meter w/ru chain drive Meter w/Row Unit chain drive		
	if WORKING WIDTH is 12/23 Rows		(\$5,000.00)
	if WORKING WIDTH is 16/31 Rows		(\$20,000.00)
449158	Meter w/ru cable drive w/o clu Meter w/Row Unit cable drive without clutch		
	if WORKING WIDTH is 12/23 Rows		No Charge
	if WORKING WIDTH is 16/31 Rows		(\$13,000.00)

FEEDING SYSTEM

SD_P6001 FEEDING SYSTEM

449149	Bulk Fill - no scales		No Charge
--------	-----------------------	--	-----------

DRIVES

SD_03015 DRIVES

Bulk Fill			
449123	PTO Driveline-22 gpm w/BF On planter with 1-3/4 drive shaft		(\$500.00)

**EARLY RISER® 1245 12/23 & 16/31 PLANTERS
US PRICE LIST**

(Ex Works - See Standard Equipment)

	449124	PTO Driveline-36 gpm w/BF On planter with 1-3/4 drive shaft		No Charge
	449121	Direct Drive with Bulk Fill		(\$2,900.00)
	449122	Aux PTO -22 gpm w/Bulk Fill On tractor		(\$800.00)

PTO SHAFT

SD_03012 PTO SHAFT

	424343	1-3/4 PTO Shaft - 1000 rpm For planter mounted PTO pump.		No Charge
	424342	1-3/8 PTO Shaft - 1000 rpm For planter mounted PTO pump.		No Charge
	X03012X	No selection		No Charge

ROW UNIT

SD_16029 GAUGE WHEELS

	449145	Row Unit- narrow gauge wheel		No Charge
--	--------	------------------------------	--	-----------

SD_P9707 DOWN PRESSURE

	449152	In-Cab Pneumatic down pressure		No Charge
	449150	Spring down pressure		
		if WORKING WIDTH is 12/23 Rows		(\$1,900.00)
		if WORKING WIDTH is 16/31 Rows		(\$2,300.00)
	449151	PDP Manual		
		if WORKING WIDTH is 12/23 Rows		(\$600.00)
		if WORKING WIDTH is 16/31 Rows		(\$600.00)

MARKERS

SD_P9201 MARKERS

	789008	Row markers low profile, triple flat hydraulic fold - automatic alternating		No Charge
	789407	No Markers with weight bracket Weight brackets only. When operating this planter without markers, weight must be added to the wings to replace the weight lost due to the marker removal. Order Standard Case IH Suitcase Weights through Parts Division (p/n 405846A3). 12 or 16 row order qty. 6 (3 per wing). 12/23, 16/31 and 24R20" order qty. 10 (5 per wing).		
		if WORKING WIDTH is 12/23 Rows		(\$7,100.00)
		if WORKING WIDTH is 16/31 Rows		(\$7,600.00)



**EARLY RISER® 1245 12/23 & 16/31 PLANTERS
US PRICE LIST**

(Ex Works - See Standard Equipment)

SEED MONITOR SYSTEMS

SD_25016 MONITOR

	422539	AFS Pro 700 Display To view the AccuStat™ data an UNLOCK passcode is required. Order through Parts Division (p/n 47464425). This activation passcode unlocks the AccuStat™ function.		No Charge
	X25016X	No Monitor		(\$4,900.00)

CHEMICAL APPLICATION

SD_P7401 CHEMICAL APPLICATION

	XP7401X	No granular chemical system		No Charge
	789010	Granular chemical system Not for use with cable drive. Includes basic unit for insecticide - 70 lb. capacity injection molded hopper of high density polyethylene, in furrow hose and drive package. Granular chemical mounting supports for Smart Box™ System are available through Parts Division p/n 86990636. Granular chemical Bin Level Sensor is available through Parts Division p/n 404197A1 (2 are required).		
		if WORKING WIDTH is 12/23 Rows		\$3,600.00
		if WORKING WIDTH is 16/31 Rows		\$4,800.00

FERTILIZER

SD_P9801 FERTILIZER

	XP9801X	No selection		No Charge
	789052	Liquid fert pump system only Includes diaphragm pump, pump mounting brackets, valves, section control and conector/shutoff. DOES NOT CONTAIN TANKS Minimum to maximum flow rates are 5-25 gal/acre @ 6 mph.		
		if WORKING WIDTH is 12/23 Rows		\$6,000.00
		if WORKING WIDTH is 16/31 Rows		\$6,000.00

FERTILIZER OPENERS

SD_P5302 FERTILIZER OPENER

	XP5302X	No Selection		No Charge
--	---------	--------------	--	-----------

**EARLY RISER® 1245 12/23 & 16/31 PLANTERS
US PRICE LIST**

(Ex Works - See Standard Equipment)

789053	No-till coulter w/knife Includes bar kit to mount openers, fertilizer plumbing and check valves to coulters. No-till fertilizer openers cannot be factory installed with combo residue managers or floating residue managers. If No-till fertilizer openers are desired with these tillage attachments, the residue managers should be ordered from the Factory Supplied Attachments section, along with offset fertilizer shanks. (See the Factory Supplied Attachments section for details).		
	if WORKING WIDTH is 12/23 Rows		\$9,600.00
	if WORKING WIDTH is 16/31 Rows		\$12,800.00
789054	No-till coulter w/injec Includes fertilizer plumbing and check valves to the coulters. No-till fertilizer openers cannot be factory installed with combo residue managers or floating residue managers. If No-Till fertilizer openers are desired with these tillage attachments, the residue managers should be ordered from the Factory Supplied Attachments section, along with offset fertilizer shanks. (See the Factory Supplied Attachments section for details).		
	if WORKING WIDTH is 12/23 Rows		\$9,600.00
	if WORKING WIDTH is 16/31 Rows		\$12,800.00
421524	Coulter - double disk - liquid		
	if WORKING WIDTH is 12/23 Rows		\$5,400.00
	if WORKING WIDTH is 16/31 Rows		\$7,200.00
449162	Fert. base for In-Row delivery Includes valving and plumbing from section control to head bracket of row unit. Tubing to head bracket and to seed trench is custom supplied.		
	if WORKING WIDTH is 12/23 Rows		\$1,200.00
	if WORKING WIDTH is 16/31 Rows		\$1,600.00

TILLAGE TOOLS

SD_P5306 TILLAGE TOOLS

XP5306X	No Selection		No Charge
789019	9.25 in. furrowing disks		
	if WORKING WIDTH is 12/23 Rows		\$3,600.00
	if WORKING WIDTH is 16/31 Rows		\$4,800.00
789020	12 in. furrowing disks		
	if WORKING WIDTH is 12/23 Rows		\$3,900.00
	if WORKING WIDTH is 16/31 Rows		\$5,200.00
789021	12 in. notched furrowing disks		
	if WORKING WIDTH is 12/23 Rows		\$4,500.00
	if WORKING WIDTH is 16/31 Rows		\$6,000.00
789022	V-wings		
	if WORKING WIDTH is 12/23 Rows		\$2,700.00

**EARLY RISER® 1245 12/23 & 16/31 PLANTERS
US PRICE LIST**

(Ex Works - See Standard Equipment)

		if WORKING WIDTH is 16/31 Rows		\$3,600.00
	789023	Tine teeth		
		if WORKING WIDTH is 12/23 Rows		\$3,900.00
		if WORKING WIDTH is 16/31 Rows		\$5,200.00
	789026	Row unit mtd coulters -25 wave		
		if WORKING WIDTH is 12/23 Rows		\$9,200.00
		if WORKING WIDTH is 16/31 Rows		\$12,400.00
Non-Floating Residue Managers				
	789024	Tine wheel residue managers dual wheel One per row		
		if WORKING WIDTH is 12/23 Rows		\$4,500.00
		if WORKING WIDTH is 16/31 Rows		\$6,000.00
	789073	No-till residue managers dual wheel One per row		
		if WORKING WIDTH is 12/23 Rows		\$4,800.00
		if WORKING WIDTH is 16/31 Rows		\$6,400.00
Floating Residue Managers				
	760014	Float tinewhl residue mgr w/db with depth band, dual wheel Incompatible with double disk fertilizer openers. One per row		
		if WORKING WIDTH is 12/23 Rows		\$6,000.00
		if WORKING WIDTH is 16/31 Rows		\$8,000.00
	760015	Float NT residue mgr w/debd with depth band, dual wheel Incompatible with double disk fertilizer openers. One per row		
		if WORKING WIDTH is 12/23 Rows		\$6,300.00
		if WORKING WIDTH is 16/31 Rows		\$8,400.00
	789057	Floating residue mgr w/coulter combo tine wheel residue managers with 25 wave coulters, dual wheel One per row		
		if WORKING WIDTH is 12/23 Rows		\$9,600.00
		if WORKING WIDTH is 16/31 Rows		\$12,800.00
	424729	Floating NT residue mgr w/ctr combo no-till residue managers with 25 wave coulters, dual wheel One per row		
		if WORKING WIDTH is 12/23 Rows		\$9,900.00
		if WORKING WIDTH is 16/31 Rows		\$13,200.00

OPERATOR'S MANUAL

SD 29046 MARKET

AFS

	449282	AFS North American English		No Charge
	449283	AFS French Canadian		No Charge

**EARLY RISER® 1245 12/23 & 16/31 PLANTERS
US PRICE LIST**

**(Ex Works - See Standard Equipment)
Factory Supplied Attachments**

Order Code	Description	Weight	List Price
AFS Accu-Row Control			
84266051	Accu-Row Control Pkg. 12/23R 23 row clutch kit, includes mounting brackets and power harness. (SEE NOTE 17 IN THE APPENDIX AT THE END OF THE PRINTED PRICE BOOK).	323 LB	\$11,000.00
84266052	Accu-Row Control Pkg. 16/31R 31 row clutch kit, includes mounting brackets and power harness. (SEE NOTE 17 IN THE APPENDIX AT THE END OF THE PRINTED PRICE BOOK).	336 LB	\$14,000.00
In Cab Pneumatic DP Control			
84319018	In Cab Pneum Control 15", 20" PT In cab pneumatic down pressure kit transport for 1240 split row (12/23, 16/31) and 24R20" pivot transport planters. (SEE NOTE 22 IN THE APPENDIX AT THE END OF THE PRINTED PRICE BOOK)	45 LB	\$1,500.00
84319022	Compressor, Direct Drive 1240/1245 Compressor kit (in cab pneumatic control), for all direct drive 1240/1245 pivot transport planters(no PTO pump). Not required for planters to be equipped with AccuRow control row clutches. (SEE NOTE 22 IN THE APPENDIX AT THE END OF THE PRINTED PRICE BOOK)	55 LB	\$1,200.00
84319023	Compressor, PTO Drive 1240/1245 Compressor kit (in cab pneumatic control), for all PTO driven 1240/1245 pivot transport planters. Not required for planters to be equipped with AccuRow control row clutches. (SEE NOTE 22 IN THE APPENDIX AT THE END OF THE PRINTED PRICE BOOK)	55 LB	\$1,200.00
Markers			
84157092	Markers (30 ft) 30 ft. markers for 12R or 12/23R Pivot Transport planters. Low profile, triple flat hydraulic fold, automatic alternating markers.	945 LB	\$7,100.00
84157093	Markers (40 ft) 40 ft. markers for 16R, 16/31R or 24R20 Pivot Transport planters. Low profile, triple flat hydraulic fold, automatic alternating markers.	975 LB	\$7,600.00
Granular Chemical Equipment			
84401404	Granular Chem Unit for 2 Rows Not for use with cable drive Includes insecticide hose (84279842) kit. Insecticide applied through closing disk spring guide.	80 LB	\$600.00
233906A	Front Insecticide Spreader One per row Not for use with cable drive	3 LB	\$50.00
233907A	Rear Insecticide Spreaders One per row Not for use with cable drive	4 LB	\$50.00

**EARLY RISER® 1245 12/23 & 16/31 PLANTERS
US PRICE LIST**

(Ex Works - See Standard Equipment)

	84279842	Hose, Insecticide One per row Not for use with cable drive	1 LB		\$20.00
	233909A	Herbicide Spreader One per row Not for use with cable drive	4 LB		\$50.00
	233911A	Windshield - Herbicide One per row Not for use with cable drive	1 LB		\$30.00
	233913A	Spring Tooth Incorporator One per row Not for use with cable drive	8 LB		\$85.00
	336295A	Hopper Divider Package One per row - To convert hopper for use with two chemicals, includes additional meter Not for use with cable drive	5 LB		\$125.00
	336296A	Closed Chemical System One per row - Instructions and fittings for lock and load lid. This kit modifies the original gran. Chem. lid from Factory Supplied Attachments 247205A for lock and load. Not for use with cable drive	4 LB		\$140.00

Tillage Tools

	233915A	Support Required to mount furrowing disks, furrowing wings, tine tooth, and non-floating residue managers (1 per row). Not required for floating residue managers. Not for use with cable drive.	6 LB		\$70.00
	233916A	Furrowing Disk - 9.25 in. (1 per row) Not for use with 15" row spacing	17 LB		\$230.00
	233917A	Furrowing Disk - 12 in. (1 per row) Not for use with 15" row spacing	19 LB		\$255.00
	233920A	Tine Tooth (1 per row) Not for use with 15" row spacing	20 LB		\$180.00
	87730246	Furrowing Disk- 12 in. notched (1 per row) Not for use with 15" row spacing	39 LB		\$305.00
	417002A	Furrowing Wings (1 per row) Not for use with 15" row spacing	28 LB		\$155.00
	87730188	Tine Wheel Residue mgrs. (LH) Dual wheel, left hand Not for use with 15" row spacing	32 LB		\$305.00
	87730203	Tine Wheel Residue mgrs. (RH) Dual wheel, right hand. Not for use with 15" row spacing	32 LB		\$305.00
	87730189	No-Till Residue mgrs. (LH) Dual wheel, left hand. Not for use with 15" row spacing	32 LB		\$330.00
	87730315	No-Till Residue mgrs. (RH) Dual wheel, right hand. Not for use with 15" row spacing	32 LB		\$330.00
	431543A	Row Unit Coulter - 25 Wave Row unit mounted coulter - 25 Wave (includes tillage support) (1 per row) For use on any row spacing. Row mounted coulters cannot be used with Case IH single disk fertilizer openers (P/N-84157031)	35 LB		\$400.00
	47630514	Floating No-Till Residue managers with depth band, dual wheel (right hand) Floating residue managers cannot be used with Case IH single disk fertilizer openers. (P/N - 84157031) Not for use with 15" row spacing. Order depth bands separately.	70 LB		\$525.00

**EARLY RISER® 1245 12/23 & 16/31 PLANTERS
US PRICE LIST**

(Ex Works - See Standard Equipment)

	47630513	Floating No-Till Residue managers with depth band, dual wheel (left hand) Floating residue managers cannot be used with Case IH single disk fertilizer openers. (P/N - 84157031) Not for use with 15" row spacing. Order depth bands separately.	70 LB		\$525.00
	47630512	Floating Tine-Whl Residue managers with depth band Floating standard tine wheel residue managers, dual wheel (right hand). Floating residue managers cannot be used with Case IH single disk fertilizer openers.(P/N - 84157031) Not for use with 15" row spacing. Order depth bands separately.	70 LB		\$500.00
	47630511	Floating Tine Whl Residue managers with depth band Floating standard tine wheel residue managers, dual wheel (left hand). Floating residue managers cannot be used with Case IH single disk fertilizer openers.(P/N - 84157031) Not for use with 15" row spacing. Order depth bands separately.	70 LB		\$500.00
	84222462	Floating NT Residue mgr w/coulter combo tine wheel residue managers with 25 wave coulters, dual wheel. Not for use with 15" row spacing	20 LB		\$825.00
	84222463	Floating Tine Residue mgr w/cltr combo no-till residue managers with 25 wave coulters, dual wheel. Not for use with 15" row spacing	20 LB		\$800.00

Fertilizer Systems

	87732229	Liquid Fert Pump Only 12/23 For use with 12/23 Pivot Transport planters. Includes 19 gpm diaphragm fertilizer pump, pump mounting bracket, pressure gauge, hydraulic drive motor, hydraulic drive control valve, hydraulic hoses, motor and valve mounting hardware, distribution parts to hitch connection, sectional control ball valves (Qty. 2), row unit distribution parts (3/4" hose, tees, mounting brackets), orifice kits, flow meter and control harness. DOES NOT CONTAIN TANKS Minimum to maximum flow rates are 5-25 gal./acre @ 6mph. (SEE NOTE 18 IN THE APPENDIX AT THE END OF THE PRINTED PRICE BOOK)	730 LB		\$6,600.00
	87732230	Liquid Fert Pump Only 16/31 For use with 16/31 Pivot Transport planters. Includes 19 gpm diaphragm fertilizer pump, pump mounting bracket, pressure gauge, hydraulic drive motor, hydraulic drive control valve, hydraulic hoses, motor and valve mounting hardware, distribution parts to hitch connection, sectional control ball valves (Qty. 2), row unit distribution parts (3/4" hose, tees, mounting brackets), orifice kits, flow meter and control harness. DOES NOT CONTAIN TANKS Minimum to maximum flow rates are 5-25 gal./acre @ 6mph. (SEE NOTE 18 IN THE APPENDIX AT THE END OF THE PRINTED PRICE BOOK)	730 LB		\$6,800.00

Fertilizer Openers

	233901A	Liquid Fert. Double Disk For liquid fertilizer (1 per row)	38 LB		\$450.00
--	---------	---	-------	--	----------

**EARLY RISER® 1245 12/23 & 16/31 PLANTERS
US PRICE LIST**

(Ex Works - See Standard Equipment)

87449587	No-Till Fert Coulter w/knife L Left Hand Single 17 in./431 mm rippled coulter w/parallel linkage, for liquid fertilizer - (order 6 for 12 RN, 8 for 16 RN). Requires bar kit 381592A or 381595A. If No-till fertilizer openers are to be used with combo residue managers or floating residue managers, offset fertilizer shanks must be ordered for the wing rows (6 for 12R, 10 for 16R). Offset shanks (p/n 118038A1) can be ordered from the Parts Division.	93 LB	\$800.00
87449588	No-Till Fert Coulter w/knife R Right Hand Single 17 in./431 mm rippled coulter w/parallel linkage, for liquid fertilizer - (order 6 for 12 RN, 8 for 16 RN). Requires bar kit 381592A or 381595A. If No-till fertilizer openers are to be used with combo residue managers or floating residue managers, offset fertilizer shanks must be ordered for the wing rows (6 for 12R, 10 for 16R). Offset shanks (p/n 118038A1) can be ordered from the Parts Division.	93 LB	\$800.00
87449589	No-Till Fert Coulter w/inj. L Left Hand Single 17 in./431 mm rippled coulter w/parallel linkage, for liquid fertilizer - (order 6 for 12 RN, 8 for 16 RN). Requires bar kit 381592A or 381595A. If No-till fertilizer openers are to be used with combo residue managers or floating residue managers, offset fertilizer shanks must be ordered for the wing rows (6 for 12R, 10 for 16R). Offset shanks (p/n 118038A1) can be ordered from the Parts Division.	95 LB	\$800.00
87449590	No-Till Fert Coulter w/inj. R Right Hand Single 17 in./431 mm rippled coulter w/parallel linkage, for liquid fertilizer - (order 6 for 12 RN, 8 for 16 RN). Requires bar kit 381592A or 381595A. If No-till fertilizer openers are to be used with combo residue managers or floating residue managers, offset fertilizer shanks must be ordered for the wing rows (6 for 12R, 10 for 16R). Offset shanks (p/n 118038A1) can be ordered from the Parts Division.	95 LB	\$800.00
381592A	Bar Kit 12R and 12/23 Bar kit to mount openers to pivot transport planters. For use with 12 row and 12/23 PT planters, (order 1).	540 LB	\$1,800.00
87414410	Bar kit 16/31 Bar kit to mount openers to pivot transport planters. For use with 16/31 row PT planters, (order 1).	598 LB	\$2,400.00

Hydraulic Pumps

87542687	22 gpm Tractor Mtd. PTO Pump 1000 RPM tractor mounted PTO pump kit (22 gpm) for New Model Planters with 2 Stage Telescoping Hitch (s/n CBJ026084 and after). This attachment supplies hydraulic flow to 1 vacuum fan, 2 seed drive motors and liquid fertilizer (if equipped). With this option the hydraulic demand from the tractor is for the lift/fold/marker function, the bulk fill fan, 1 vacuum fan and 2 hydraulic seed drives (12/23, 16/31, 24R20 Only). The resulting tractor flow requirement is 23 - 26 gpm (12R or 16R30) or 34-39 gpm (12/23, 16/31, or 24R20). (SEE NOTE 13 IN THE APPENDIX AT THE END OF THE PRINTED PRICE BOOK)	360 LB	\$2,900.00
----------	--	--------	------------

**EARLY RISER® 1245 12/23 & 16/31 PLANTERS
US PRICE LIST**

(Ex Works - See Standard Equipment)

87732335	22 gpm PTO Pump on Planter 1000 RPM planter mounted PTO pump kit (22 gpm) - PTO Driveline for New Model with 2 stage telescoping Hitch (S/N CBJ026084 and after). This attachment supplies hydraulic flow to 1 vacuum fan, 2 seed drive motors and liquid fertilizer if equipped. With this option the hydraulic demand from the tractor is for the lift/fold/marker function, the bulk fill fan, 1 vacuum fan and 2 hydraulic seed drives (12/23, 16/31, 24R20 only). The resulting tractor flow requirement is 23 - 26 gpm (12R or 16 R30) or 34-39 gpm (12/23, 16/31, 24R20). Note: PTO Driveline shaft required. Please order from Factory Supplied Attachments (SEE NOTE 12 IN THE APPENDIX AT THE END OF THE PRINTED PRICEBOOK)	360 LB	\$3,800.00
87732336	36 gpm PTO Pump on Planter 1000 RPM planter mounted PTO pump kit (36 gpm) - PTO Driveline for New Model with 2 stage telescoping Hitch (S/N CBJ026084 and after). This attachment supplies hydraulic flow to the bulk fill fan, 1 vacuum fan, 2 seed drive motors and liquid fertilizer if equipped. With this option the hydraulic demand from the tractor is for the lift/fold/marker function, 1 vacuum fan and 2 hydraulic seed drives (12/23, 16/31, 24R20 only). The resulting tractor flow is 9 -12 gpm (12R or 16R30) or 23 -26 gpm (12/23, 16/31, 24R20). Note: PTO Driveline shaft required. Please order from Factory Supplied Attachments. (SEE NOTE 12 IN THE APPENDIX AT THE END OF THE PRINTED PRICE BOOK)	360 LB	\$4,400.00

Additional Attachments

419613A	Tractor Drawbar Assist Tractor drawbar assist w/ (10,000 lb. capacity), utilizes tractor three point hitch. For use with Case IH or non Case IH tractors w/Cat. III hitches - not for use w/MXM tractors. Tractor drawbar assist is required for all Pivot Transport planter versions used with a 7100, 7200, 8900 Series Magnum and non-Case IH Row Crop Tractors. For a Magnum tractor, the tractor drawbar assist or heavy-duty drawbar option is required. For the heavy-duty drawbar option, please order Factory Supplied Accessory 719663016 from the Magnum price list.	198 LB	\$700.00
87405666	PTO Pump Restraint (22 gpm) Pump restraint for Magnum, MX Magnum, Maxxum, PUMA and non-Case IH tractors.	6 LB	\$40.00
87405668	PTO Pump Restraint (22 gpm) Pump restraint for STX with heavy-duty drawbar 22 gpm pump. For STX and Steiger the heavy-duty drawbar is required.	9 LB	\$75.00
84130146	PTO Pump Restraint Package (22 gpm), for Steiger ('08 model year and after) with heavy-duty drawbar. For STX and Steiger the heavy-duty drawbar is required	9 LB	\$75.00

Planter Fan Case Drain

367010A	Motor Case Drain Magnum For 7100, 7200 or 8900 Series Magnum Tractors (SEE NOTES 5, 6 AND 7 IN APPENDIX AT THE END OF THE PRINTED PRICE BOOK)	3 LB	\$100.00
---------	---	------	----------

**EARLY RISER® 1245 12/23 & 16/31 PLANTERS
US PRICE LIST**

(Ex Works - See Standard Equipment)

	367011A	Motor Case Drain Steiger For 9100, 9200 or 9300 Series Steiger Tractors (SEE NOTES 5, 6 AND 7 IN APPENDIX AT THE END OF THE PRINTED PRICE BOOK)	3 LB		\$100.00
--	---------	---	------	--	----------

Tractor Installation Kits

	87652428	Monitor Installation Kit - AFS For use with all brands of tractors. For use with AFS Monitors and color software. Not required if Case IH tractor is already equipped with ISO 11783 Implement Harness option and AFS mounting bracket. ARTICULATED TRACTORS SEE NOTE 8. (SEE NOTES 8,9 AND 10 IN APPENDIX AT THE END OF THE PRINTED PRICE BOOK)	17 LB		\$800.00
--	----------	---	-------	--	----------

Row Units

	84221684	Row Unit Std Gauge Wheel LH LH ASM Row Unit with standard gauge wheels and short parallel linkages. (SEE NOTE 19 IN APPENDIX AT END OF PRINTED PRICE BOOK)	320 LB		\$2,200.00
	84221685	Row Unit Std Gauge Wheel RH RH ASM Row Unit with standard gauge wheels and short parallel linkages. (SEE NOTE 19 IN APPENDIX AT END OF PRINTED PRICE BOOK)	320 LB		\$2,200.00
	84221686	Row Unit Narrow GW LH LH ASM Row Unit with narrow gauge wheels and short parallel linkages. (SEE NOTE 19 IN APPENDIX AT END OF PRINTED PRICE BOOK)	320 LB		\$2,225.00
	84221687	Row Unit Narrow GW RH RH ASM Row Unit with narrow gauge wheels and short parallel linkages. (SEE NOTE 19 IN APPENDIX AT END OF PRINTED PRICE BOOK)	320 LB		\$2,225.00
	84221688	Row Unit LH Narrow Ext. Link LH ASM Row Unit with narrow gauge wheels and long parallel linkages. (SEE NOTE 19 IN APPENDIX AT END OF PRINTED PRICE BOOK)	320 LB		\$2,250.00
	84221689	Row Unit RH Narrow Ext. Link RH ASM Row Unit with narrow gauge wheels and long parallel linkages. (SEE NOTE 19 IN APPENDIX AT END OF PRINTED PRICE BOOK)	320 LB		\$2,250.00

Planter Mtd. Conveyor System

	779178016	Conveyor Mount Kit - 1245 Bulk Fill Seed Conveyor Mounting Kit for Pivot Transport Planters. Shipped Direct from KSI Conveyors Inc. Cissna Park, IL. Warranty and Service Parts must be obtained direct from KSI Conveyors Inc.	540 LB		\$1,900.00
	779179006	Conveyor Hopper Cover Seed Conveyor hopper cover. Shipped Direct from KSI Conveyors Inc. Cissna Park, IL. Warranty and Service Parts must be obtained direct from KSI Conveyors Inc.	10 LB		\$125.00

**EARLY RISER® 1245 12/23 & 16/31 PLANTERS
US PRICE LIST**

(Ex Works - See Standard Equipment)

	779182016	<p>Planter 20 ft. Conveyor 20 ft. cleated belt tube conveyor system (manual control). Includes 8 inch belt with 1-1/4 inch notched cleats in 6 inch tube, hydraulic drive, manual hydraulic valve control from top/bottom of conveyor, spring loaded canvas collapsible hopper, hydraulic hoses, 5 ft. telescoping discharge spout with handle (collapses to 3 in.). 8 GPM at 2000 PSI required for 376 FPM belt speed.</p> <p>Shipped Direct from KSI Conveyors Inc. Cissna Park, IL. Warranty and Service Parts must be obtained direct from KSI Conveyors Inc.</p>	800 LB		\$5,000.00
--	-----------	---	--------	--	------------

**EARLY RISER® 1245 24R20 PIVOT PLANTER
US PRICE LIST**

**(Ex Works - See Standard Equipment)
Standard Equipment**

SEED HOPPERS:

Two 40 bu. bulk fill tank system
Nurse distribution to a one gallon
capacity mini-hopper at each row.

SEED METERING/DELIVERY:

Advanced Seed Meter located on each
row to meter seed from hoppers to
openers. Planter mounted,
hydraulically driven fan pulls seed
to holes in seed disc.

**SEED DISCS REQUIRED
FOR OPERATION**

MONITOR:

Standard AFS Pro-700 Display with
Self-calibrating AccuStat™ Sensors has
the following features:

Rate Alarm, High/Low Population,
Seed Spacing, Row failure, Average
Population, Row Seed Counter, Seed
Rate Bar Graph, Field Acre Counter,
Total Acreage Counter-Seasonal,
Lifetime Area, Ground Speed,
Area/Hour, Vacuum Rate, Vacuum
Control, Bulk Fill Fan Rate, Bulk Fill
Fan Control, Bin Level Indicator,
Liquid Fertilizer Control, Pneumatic
Down Pressure Control, Row Shut-off
control, Mapping and Boundry Control
(additional GPS equipment required),
Rate Recording and Auto Guidance
Compatible, AccuStat™ Capable-
Population, Singulation, Skips, Multiples,
Spacing CV by Row and as Averages
(requires unlock key), (3) Video
Camera Ready

Variable rate control and monitoring
of seed and liquid fertilizer
(if equipped).

MONITOR: (cont'd)

The planter is divided in 4 sections
allowing the user to turn off either half
of the machine for point row
applications.

System must be used with AFS
PRO 700 Display.

The AFS tractor installation
kits are not standard equipment.

ROW UNITS (BOLT-ON):

In-Cab Pneumatic down Pressure
Standard AccuDrive™, 14 in. (35 cm)
staggered left and right hand double
disk openers with HEAVY-DUTY
SINGLE ROW TRIPLE LIP BEARINGS
and flat scrapers (rotary scraper
available through Parts Division), quick
adjustable staggered covering disks,
6.5 x 12 in. press wheel and 2 quick
adjustable 4 x 16 in. depth equalizing
gauge wheels per row with
special profile tires.

FRAME:

8 x 8 in. (20.3 x 20.3 cm) main frame
7 x 7 in. (18 x 18 cm) main toolbar.
Two double acting hydraulic cylinders
with integral counterbalance valves
and cylinder stops. One double acting
hydraulic cylinder for frame fold. Frame
locks provided. Toolbar wing cylinders
provide float +11°, -11°

DEPTH CONTROL:

Single handle, infinite settings
0-4.0 in., zero indexed.

DRIVE:

Hydraulically driven seed drive with
variable rate 4 section control.

**EARLY RISER® 1245 24R20 PIVOT PLANTER
US PRICE LIST**

**(Ex Works - See Standard Equipment)
Standard Equipment**

HYDRAULIC PTO PUMP:

Standard planter mounted 36 gpm
PTO pump with 1-3/4 drive shaft

CARRYING WHEELS:

Tubeless with sealed precision
bearings
Four Mainframe wheels with 16.5L x
16.1 10PR tires
Two wing wheels with 9.5L x 15 tires

MARKERS:

Standard low profile, triple flat
hydraulic folding, controlled by
automatic alternating electric control.
16 in. smooth disk blade, shear bolt
protection, adjustable disk angle.

HITCH:

Heavy-duty screw type jack. 7,000 lb.
(3175 kg) capacity

Tongue type hitch with hole for up
to 2 in. (50 mm) diameter pin

Hitch drawbar hydraulic telescoping

HYDRAULIC COUPLERS:

Optional direct hydraulic drive system

Two standard ISO male couplers for
right vacuum fan and two variable
seed drive

Two standard ISO male couplers for
left vacuum fan and two variable
seed drives

Two standard ISO male couplers
for bulk fill fan

Two standard ISO male couplers
for lift and fold

One 3/8 in. ISO coupler for front fan
case drain (See Requirements
for Operation)

HYDRAULIC COUPLERS: (cont'd)

Standard and optional PTO drive
systems

Two standard ISO male couplers for
right vacuum fan and variable seed
drive

Two standard ISO male couplers for
lift fold and fold

One 3/8 in. ISO coupler for front fan
case drain (See Requirements
for Operation)

TRANSPORT DIMENSIONS:

Transport height with markers
10 ft. 0 in. (3.1 m)

Transport width with markers
12 ft. 7 in. (3.8 m) for all

configurations without gran chem

12 ft. 9 in. (3.9 m) with gran chem

Transport length

47 ft. (14.3 m)

MISCELLANEOUS EQUIPMENT:

Highway transport chain and attaching
hardware 30,000 lb. (13608 kg)
capacity

Enhanced lighting package

SMV emblem

ASSEMBLY:

Pivot Transport Planters come fully
assembled and tested from the
factory.

Factory Supplied Accessories ordered
with planter will not be assembled.

**EARLY RISER® 1245 24R20 PIVOT PLANTER
US PRICE LIST**

**(Ex Works - See Standard Equipment)
Standard Equipment**

Requirements for Operation:

REFER TO SEED METER CHART FOR APPROVED SEED WITH BULK FILL. Order SEED DISCS from Parts Division (See Parts Division Supplied Accessories in back of price list).

Tractor Installation Kit and Case Drain:

A hydraulic case drain port is required for all 1200 planters. A tractor remote or standard motor return cannot be used for this purpose. If tractor is not equipped with a case drain port, consult the Tractor Price List or Parts Book to obtain the necessary case drain kit. If the tractor is equipped with a case drain port and it does not accept the 3/8 in. flush face male coupler supplied with the planter, order appropriate conversion parts from Parts Division (See Parts Division Supplied Accessories).

Tractor Requirements:

SEE TRACTOR/PLANTER COMPATIBILITY MATRIX.

Required for Direct Drive

Hydraulic System:

4 remotes (1 for lift/fold and markers, 1 for left vacuum fan and two seed drive motors, 1 for the right vacuum fan and two seed drive motors and liquid fertilizer - if equipped and 1 for bulk fill fan).

Relief pressure of 2700 PSI minimum w/51-58 gpm flow at couplers

Required for Optional 22 GPM PTO

Drive System:

3 Remotes (1 for lift/fold and markers, 1 for rear vacuum fan and two seed drives and 1 for bulk fill fan).

Relief pressure of 2700 PSI minimum w/34-39 gpm flow at couplers.

Requirements for Operation: (cont'd)

Required for Standard 36 GPM PTO

Drive System:

2 Remotes (1 for lift/fold and markers, 1 for right side vacuum fan, two seed drive motors).

Relief pressure of 2700 PSI minimum w/24-26 gpm flow at couplers.

0-25 psi case drain port on tractor for fan motor case drain (1/4 in. or 3/8 in. case drain coupler required depending on tractor case drain connection - 3/8 in. is supplied with planter).

Relief pressure valve of 2700 psi minimum

Planter Electrical requirements:

24R20 - 23 amps Direct Drive;
33 amps with standard PTO Pump Drive System

12 Volt electrical system

7 pin connector socket

AFS 9 Pin Connection
(TRACTOR INSTALLATION KIT)

Tractor drawbar with hammerstrap

Tractor front end weights or wheel weights or liquid ballast may be required on some tractor models for road transport of planter.

Tractor drawbar vertical load requirements:

24R20 - 7125 lbs. (3232 kg)

**EARLY RISER® 1245 24R20 PIVOT PLANTER
US PRICE LIST**

**(Ex Works - See Standard Equipment)
Standard Equipment**

Requirements for Operation: (cont'd)

Planter Requirements: (cont'd)

For all pivot transport planter versions used with a Magnum, the heavy-duty drawbar option (or Tractor Drawbar Assist) is required. Please order Attachment Number 719663016 from the Magnum price list.

The tractor drawbar assist package (419613A) can be ordered from the Factory Supplied Accessories section of the planter price list, or upgrade to a heavy-duty drawbar by ordering p/n 87427768 from the Parts Division.

For 7100, 7200 and 8900 Series Magnums and non-Case IH Row Crop Tractors order attachment number 419613A, tractor drawbar assist, or upgrade to a heavy-duty drawbar by ordering p/n 87427768 from Parts Division.

Electronic service tools required for dealer service

AFS Software

(please read all steps before beginning)

To Order AFS Software for Customers

who have requested a current version, do the following:

1. Log into the CNH Precision Farming Store found on the dealer portal
2. Select the CNH Information Management tab
3. Click on Office Software
4. Copy the Link for AFS Software and paste into an email to your customer who is requesting this software Note: Using this link the customer will be able to download and install the current full version of AFS Software.
5. Order part number 88500-20-10 (AFS Mapping and Records unlock) from your parts counter. Your customer will receive an unlock code to enter into the software he downloaded from the link you provided. Note: Dealer may want to order and receive the unlock prior to sending the customer the link in step 4. That way the customer has both the software link and his unlock code in one email from the dealer.

EX WORKS:

Wholegoods

(Ex Works Saskatoon, SK)

(Freight Equalized East Moline, IL)

Factory Supplied Attachments

(Ex Works Saskatoon, SK)

unless otherwise noted



**EARLY RISER® 1245 24R20 PIVOT PLANTER
US PRICE LIST**

(Ex Works - See Standard Equipment)

Models

COMMERCIAL MODEL	WORKING WIDTH	SPACING	HITCH	Weight	List Price
ER 1245 PLANTER	24 Rows	20 in.	Hydraulic Hitch	20,000 LB	\$173,000.00

Factory Supplied Options

Order Code	Description	Weight	List Price
------------	-------------	--------	------------

SEED METERING

SD_P8404 SEED METERING

449159	Meter w/ru cable drive w/clutc Meter w/Row Unit cable drive with clutch		No Charge
449157	Meter w/ru chain drive Meter w/Row Unit chain drive		(\$16,000.00)
449158	Meter w/ru cable drive w/o clu Meter w/Row Unit cable drive without clutch		(\$10,500.00)

FEEDING SYSTEM

SD_P6001 FEEDING SYSTEM

449149	Bulk Fill - no scales		No Charge
--------	-----------------------	--	-----------

DRIVES

SD_03015 DRIVES

Bulk Fill			
449123	PTO Driveline-22 gpm w/BF On planter with 1-3/4 drive shaft		(\$500.00)
449124	PTO Driveline-36 gpm w/BF On planter with 1-3/4 drive shaft		No Charge
449121	Direct Drive with Bulk Fill		(\$2,900.00)
449122	Aux PTO -22 gpm w/Bulk Fill On tractor		(\$800.00)

**EARLY RISER® 1245 24R20 PIVOT PLANTER
US PRICE LIST**

(Ex Works - See Standard Equipment)

PTO SHAFT

SD_03012 PTO SHAFT

	424343	1-3/4 PTO Shaft - 1000 rpm For planter mounted PTO pump.		No Charge
	424342	1-3/8 PTO Shaft - 1000 rpm For planter mounted PTO pump.		No Charge
	X03012X	No selection		No Charge

ROW UNIT

SD_16029 GAUGE WHEELS

	449144	Row Unit - std gauge wheel		No Charge
	449145	Row Unit- narrow gauge wheel		\$600.00

SD_P9707 DOWN PRESSURE

	449152	In-Cab Pneumatic down pressure		No Charge
	449150	Spring down pressure		(\$1,900.00)
	449151	PDP Manual		(\$600.00)

MARKERS

SD_P9201 MARKERS

	789008	Row markers low profile, triple flat hydraulic fold - automatic alternating		No Charge
	789407	No Markers with weight bracket Weight brackets only. When operating this planter without markers, weight must be added to the wings to replace the weight lost due to the marker removal. Order Standard Case IH Suitcase Weights through Parts Division (p/n 405846A3). 12 or 16 row order qty. 6 (3 per wing). 12/23, 16/31 and 24R20" order qty. 10 (5 per wing).		(\$7,600.00)

SEED MONITOR SYSTEMS

SD_25016 MONITOR

	422539	AFS Pro 700 Display To view the AccuStat™ data an UNLOCK passcode is required. Order through Parts Division (p/n 47464425). This activation passcode unlocks the AccuStat™ function.		No Charge
	X25016X	No Monitor		(\$4,900.00)

**EARLY RISER® 1245 24R20 PIVOT PLANTER
US PRICE LIST**

(Ex Works - See Standard Equipment)

CHEMICAL APPLICATION

SD_P7401 CHEMICAL APPLICATION

	XP7401X	No granular chemical system		No Charge
	789010	Granular chemical system Not for use with cable drive. Includes basic unit for insecticide - 70 lb. capacity injection molded hopper of high density polyethylene, in furrow hose and drive package. Granular chemical mounting supports for Smart Box™ System are available through Parts Division p/n 86990636. Granular chemical Bin Level Sensor is available through Parts Division p/n 404197A1 (2 are required).		\$7,200.00

FERTILIZER

SD_P9801 FERTILIZER

	XP9801X	No selection		No Charge
	789052	Liquid fert pump system only Includes diaphragm pump, pump mounting brackets, valves, section control and conector/shutoff. DOES NOT CONTAIN TANKS Minimum to maximum flow rates are 5-25 gal/acre @ 6 mph.		\$6,000.00

FERTILIZER OPENERS

SD_P5302 FERTILIZER OPENER

	XP5302X	No Selection		No Charge
	789053	No-till coulter w/knife Includes bar kit to mount openers, fertilizer plumbing and check valves to coulters. No-till fertilizer openers cannot be factory installed with combo residue managers or floating residue managers. If No-till fertilizer openers are desired with these tillage attachments, the residue managers should be ordered from the Factory Supplied Attachments section, along with offset fertilizer shanks. (See the Factory Supplied Attachments section for details).		\$19,200.00

**EARLY RISER® 1245 24R20 PIVOT PLANTER
US PRICE LIST**

(Ex Works - See Standard Equipment)

	789054	No-till coulter w/injec Includes fertilizer plumbing and check valves to the coulters. No-till fertilizer openers cannot be factory installed with combo residue managers or floating residue managers. If No-Till fertilizer openers are desired with these tillage attachments, the residue managers should be ordered from the Factory Supplied Attachments section, along with offset fertilizer shanks. (See the Factory Supplied Attachments section for details).		\$19,200.00
	421524	Coulter - double disk - liquid		\$10,800.00
	449162	Fert. base for In-Row delivery Includes valving and plumbing from section control to head bracket of row unit. Tubing to head bracket and to seed trench is custom supplied.		\$2,400.00

TILLAGE TOOLS

SD P5306 TILLAGE TOOLS

	XP5306X	No Selection		No Charge
	789019	9.25 in. furrowing disks		\$7,200.00
	789020	12 in. furrowing disks		\$7,800.00
	789021	12 in. notched furrowing disks		\$9,000.00
	789022	V-wings		\$5,400.00
	789023	Tine teeth		\$7,800.00
	789026	Row unit mtd coulters -25 wave		\$9,600.00
Non-Floating Residue Managers				
	789024	Tine wheel residue managers dual wheel One per row		\$9,000.00
	789073	No-till residue managers dual wheel One per row		\$9,600.00
Floating Residue Managers				
	760014	Float tinewhl residue mgr w/db with depth band, dual wheel Incompatible with double disk fertilizer openers. One per row		\$12,000.00
	760015	Float NT residue mgr w/debd with depth band, dual wheel Incompatible with double disk fertilizer openers. One per row		\$12,600.00
	789057	Floating residue mgr w/coulter combo tine wheel residue managers with 25 wave coulters, dual wheel One per row		\$19,200.00
	424729	Floating NT residue mgr w/cltr combo no-till residue managers with 25 wave coulters, dual wheel One per row		\$19,800.00



**EARLY RISER® 1245 24R20 PIVOT PLANTER
US PRICE LIST**

(Ex Works - See Standard Equipment)

OPERATOR'S MANUAL

SD 29046 MARKET

AFS					
	449282	AFS North American English			No Charge
	449283	AFS French Canadian			No Charge

**EARLY RISER® 1245 24R20 PIVOT PLANTER
US PRICE LIST**

**(Ex Works - See Standard Equipment)
Factory Supplied Attachments**

Order Code	Description	Weight	List Price
AFS AccuRow Control			
84134494	AccuRow Control Package 24R (SEE NOTE 17 IN THE APPENDIX AT THE END OF THE PRINTED PRICE BOOK)	738 LB	\$11,000.00
84219350	Brackets and Harness 24R20 PT 24R20 in. Pivot Transport Planters (SEE NOTE 17 IN THE APPENDIX AT THE END OF THE PRINTED PRICE BOOK)	85 LB	\$610.00
In Cab Pneumatic DP Control			
84319018	In Cab Pneum Control 15", 20" PT In cab pneumatic down pressure kit transport for 1240 split row (12/23, 16/31) and 24R20" pivot trnsport planters. (SEE NOTE 22 IN THE APPENDIX AT THE END OF THE PRINTED PRICE BOOK)	45 LB	\$1,500.00
84319022	Compressor, Direct Drive 1240/1245 Compressor kit (in cab pneumatic control), for all direct drive 1240/1245 pivot transport planters(no PTO pump). Not required for planters to be equipped with AccuRow control row clutches. (SEE NOTE 22 IN THE APPENDIX AT THE END OF THE PRINTED PRICE BOOK)	55 LB	\$1,200.00
84319023	Compressor, PTO Drive 1240/1245 Compressor kit (in cab pneumatic control), for all PTO driven 1240/1245 pivot transport planters. Not required for planters to be equipped with AccuRow control row clutches. (SEE NOTE 22 IN THE APPENDIX AT THE END OF THE PRINTED PRICE BOOK)	55 LB	\$1,200.00
Markers			
84157093	Markers (40 ft) 40 ft. markers for 16R, 16/31R or 24R20 Pivot Transport planters. Low profile, triple flat hydraulic fold, automatic alternating markers.	975 LB	\$7,600.00
Granular Chemical Equipment			
84401404	Granular Chem Unit for 2 Rows Not for use with cable drive Includes insecticide hose (84279842) kit. Insecticide applied through closing disk spring guide.	80 LB	\$600.00
233906A	Front Insecticide Spreader One per row Not for use with cable drive	3 LB	\$50.00
233907A	Rear Insecticide Spreaders One per row Not for use with cable drive	4 LB	\$50.00
84279842	Hose, Insecticide One per row Not for use with cable drive	1 LB	\$20.00
233909A	Herbicide Spreader One per row Not for use with cable drive	4 LB	\$50.00
233911A	Windshield - Herbicide One per row Not for use with cable drive	1 LB	\$30.00

**EARLY RISER® 1245 24R20 PIVOT PLANTER
US PRICE LIST**

(Ex Works - See Standard Equipment)

	233913A	Spring Tooth Incorporator One per row Not for use with cable drive	8 LB	\$85.00
	336295A	Hopper Divider Package One per row - To convert hopper for use with two chemicals, includes additional meter Not for use with cable drive	5 LB	\$125.00
	336296A	Closed Chemical System One per row - Instructions and fittings for lock and load lid. This kit modifies the original gran. Chem. lid from Factory Supplied Attachments 247205A for lock and load. Not for use with cable drive	4 LB	\$140.00

Tillage Tools

	233915A	Support Required to mount furrowing disks, furrowing wings, tine tooth, and non-floating residue managers (1 per row). Not required for floating residue managers. Not for use with cable drive.	6 LB	\$70.00
	233916A	Furrowing Disk - 9.25 in. (1 per row) Not for use with 15" row spacing	17 LB	\$230.00
	233917A	Furrowing Disk - 12 in. (1 per row) Not for use with 15" row spacing	19 LB	\$255.00
	233920A	Tine Tooth (1 per row) Not for use with 15" row spacing	20 LB	\$180.00
	87730246	Furrowing Disk- 12 in. notched (1 per row) Not for use with 15" row spacing	39 LB	\$305.00
	417002A	Furrowing Wings (1 per row) Not for use with 15" row spacing	28 LB	\$155.00
	87730188	Tine Wheel Residue mgrs. (LH) Dual wheel, left hand Not for use with 15" row spacing	32 LB	\$305.00
	87730203	Tine Wheel Residue mgrs. (RH) Dual wheel, right hand. Not for use with 15" row spacing	32 LB	\$305.00
	87730189	No-Till Residue mgrs. (LH) Dual wheel, left hand. Not for use with 15" row spacing	32 LB	\$330.00
	87730315	No-Till Residue mgrs. (RH) Dual wheel, right hand. Not for use with 15" row spacing	32 LB	\$330.00
	431543A	Row Unit Coulter - 25 Wave Row unit mounted coulter - 25 Wave (includes tillage support) (1 per row) For use on any row spacing. Row mounted coulters cannot be used with Case IH single disk fertilizer openers (P/N-84157031)	35 LB	\$400.00
	47630514	Floating No-Till Residue managers with depth band, dual wheel (right hand) Floating residue managers cannot be used with Case IH single disk fertilizer openers. (P/N - 84157031) Not for use with 15" row spacing. Order depth bands separately.	70 LB	\$525.00
	47630513	Floating No-Till Residue managers with depth band, dual wheel (left hand) Floating residue managers cannot be used with Case IH single disk fertilizer openers. (P/N - 84157031) Not for use with 15" row spacing. Order depth bands separately.	70 LB	\$525.00

**EARLY RISER® 1245 24R20 PIVOT PLANTER
US PRICE LIST**

(Ex Works - See Standard Equipment)

	47630512	Floating Tine-Whl Residue managers with depth band Floating standard tine wheel residue managers, dual wheel (right hand). Floating residue managers cannot be used with Case IH single disk fertilizer openers.(P/N - 84157031) Not for use with 15" row spacing. Order depth bands separately.	70 LB		\$500.00
	47630511	Floating Tine Whl Residue managers with depth band Floating standard tine wheel residue managers, dual wheel (left hand). Floating residue managers cannot be used with Case IH single disk fertilizer openers.(P/N - 84157031) Not for use with 15" row spacing. Order depth bands separately.	70 LB		\$500.00
	84222462	Floating NT Residue mgr w/coulter combo tine wheel residue managers with 25 wave coulters, dual wheel. Not for use with 15" row spacing	20 LB		\$825.00
	84222463	Floating Tine Residue mgr w/cltr combo no-till residue managers with 25 wave coulters, dual wheel. Not for use with 15" row spacing	20 LB		\$800.00

Fertilizer Systems

	87732231	Liquid fert pump only 24R20 For use with 24R20 in. Pivot Transport planters. Includes 19 gpm diaphragm fertilizer pump, pump mounting bracket, pressure gauge, hydraulic drive motor, hydraulic drive control valve, hydraulic hoses, motor and valve mounting hardware, distribution parts to hitch connection, sectional control ball valves (Qty. 2), row unit distribution parts (3/4" hose, tees, mounting brackets), orifice kits, flow meter and control harness. DOES NOT CONTAIN TANKS. Minimum to maximum flow rates are 5-25 gal./acre @ 6mph. (SEE NOTE 18 IN THE APPENDIX AT THE END OF THE PRINTED PRICE BOOK)	738 LB		\$7,200.00
--	----------	---	--------	--	------------

Fertilizer Openers

	233901A	Liquid Fert. Double Disk For liquid fertilizer (1 per row)	38 LB		\$450.00
	87449587	No-Till Fert Coulter w/knife L Left Hand Single 17 in./431 mm rippled coulter w/parallel linkage, for liquid fertilizer - (order 6 for 12 RN, 8 for 16 RN). Requires bar kit 381592A or 381595A. If No-till fertilizer openers are to be used with combo residue managers or floating residue managers, offset fertilizer shanks must be ordered for the wing rows (6 for 12R, 10 for 16R). Offset shanks (p/n 118038A1) can be ordered from the Parts Division.	93 LB		\$800.00
	87449588	No-Till Fert Coulter w/knife R Right Hand Single 17 in./431 mm rippled coulter w/parallel linkage, for liquid fertilizer - (order 6 for 12 RN, 8 for 16 RN). Requires bar kit 381592A or 381595A. If No-till fertilizer openers are to be used with combo residue managers or floating residue managers, offset fertilizer shanks must be ordered for the wing rows (6 for 12R, 10 for 16R). Offset shanks (p/n 118038A1) can be ordered from the Parts Division.	93 LB		\$800.00

**EARLY RISER® 1245 24R20 PIVOT PLANTER
US PRICE LIST**

(Ex Works - See Standard Equipment)

	87449589	No-Till Fert Coulter w/inj. L Left Hand Single 17 in./431 mm rippled coulter w/parallel linkage, for liquid fertilizer - (order 6 for 12 RN, 8 for 16 RN). Requires bar kit 381592A or 381595A. If No-till fertilizer openers are to be used with combo residue managers or floating residue managers, offset fertilizer shanks must be ordered for the wing rows (6 for 12R, 10 for 16R). Offset shanks (p/n 118038A1) can be ordered from the Parts Division.	95 LB		\$800.00
	87449590	No-Till Fert Coulter w/inj. R Right Hand Single 17 in./431 mm rippled coulter w/parallel linkage, for liquid fertilizer - (order 6 for 12 RN, 8 for 16 RN). Requires bar kit 381592A or 381595A. If No-till fertilizer openers are to be used with combo residue managers or floating residue managers, offset fertilizer shanks must be ordered for the wing rows (6 for 12R, 10 for 16R). Offset shanks (p/n 118038A1) can be ordered from the Parts Division.	95 LB		\$800.00
	87453260	Bar kit 24R20 Bar kit to mount openers to pivot transport planters. For use with 24R20 in. PT planters, (order 1).	753 LB		\$3,600.00

Hydraulic Pumps

	87542687	22 gpm Tractor Mtd. PTO Pump 1000 RPM tractor mounted PTO pump kit (22 gpm) for New Model Planters with 2 Stage Telescoping Hitch (s/n CBJ026084 and after). This attachment supplies hydraulic flow to 1 vacuum fan, 2 seed drive motors and liquid fertilizer (if equipped). With this option the hydraulic demand from the tractor is for the lift/fold/marker function, the bulk fill fan, 1 vacuum fan and 2 hydraulic seed drives (12/23, 16/31, 24R20 Only). The resulting tractor flow requirement is 23 - 26 gpm (12R or 16R30) or 34-39 gpm (12/23, 16/31, or 24R20). (SEE NOTE 13 IN THE APPENDIX AT THE END OF THE PRINTED PRICE BOOK)	360 LB		\$2,900.00
	87732335	22 gpm PTO Pump on Planter 1000 RPM planter mounted PTO pump kit (22 gpm) - PTO Driveline for New Model with 2 stage telescoping Hitch (S/N CBJ026084 and after). This attachment supplies hydraulic flow to 1 vacuum fan, 2 seed drive motors and liquid fertilizer if equipped. With this option the hydraulic demand from the tractor is for the lift/fold/marker function, the bulk fill fan, 1 vacuum fan and 2 hydraulic seed drives (12/23, 16/31, 24R20 only). The resulting tractor flow requirement is 23 - 26 gpm (12R or 16 R30) or 34-39 gpm (12/23, 16/31, 24R20). Note: PTO Driveline shaft required. Please order from Factory Supplied Attachments (SEE NOTE 12 IN THE APPENDIX AT THE END OF THE PRINTED PRICEBOOK)	360 LB		\$3,800.00

**EARLY RISER® 1245 24R20 PIVOT PLANTER
US PRICE LIST**

(Ex Works - See Standard Equipment)

	87732336	<p>36 gpm PTO Pump on Planter 1000 RPM planter mounted PTO pump kit (36 gpm) - PTO Driveline for New Model with 2 stage telescoping Hitch (S/N CBJ026084 and after). This attachment supplies hydraulic flow to the bulk fill fan, 1 vacuum fan, 2 seed drive motors and liquid fertilizer if equipped. With this option the hydraulic demand from the tractor is for the lift/fold/marker function, 1 vacuum fan and 2 hydraulic seed drives (12/23, 16/31, 24R20 only). The resulting tractor flow is 9 -12 gpm (12R or 16R30) or 23 -26 gpm (12/23, 16/31, 24R20). Note: PTO Driveline shaft required. Please order from Factory Supplied Attachments. (SEE NOTE 12 IN THE APPENDIX AT THE END OF THE PRINTED PRICE BOOK)</p>	360 LB	\$4,400.00
--	----------	--	--------	------------

Additional Attachments

	419613A	<p>Tractor Drawbar Assist Tractor drawbar assist w/ (10,000 lb. capacity), utilizes tractor three point hitch. For use with Case IH or non Case IH tractors w/Cat. III hitches - not for use w/MXM tractors. Tractor drawbar assist is required for all Pivot Transport planter versions used with a 7100, 7200, 8900 Series Magnum and non-Case IH Row Crop Tractors. For a Magnum tractor, the tractor drawbar assist or heavy-duty drawbar option is required. For the heavy-duty drawbar option, please order Factory Supplied Accessory 719663016 from the Magnum price list.</p>	198 LB	\$700.00
	87405666	<p>PTO Pump Restraint (22 gpm) Pump restraint for Magnum, MX Magnum, Maxxum, PUMA and non-Case IH tractors.</p>	6 LB	\$40.00
	87405668	<p>PTO Pump Restraint (22 gpm) Pump restraint for STX with heavy-duty drawbar 22 gpm pump. For STX and Steiger the heavy-duty drawbar is required.</p>	9 LB	\$75.00
	84130146	<p>PTO Pump Restraint Package (22 gpm), for Steiger ('08 model year and after) with heavy-duty drawbar. For STX and Steiger the heavy-duty drawbar is required</p>	9 LB	\$75.00

Planter Fan Case Drain

	367010A	<p>Motor Case Drain Magnum For 7100, 7200 or 8900 Series Magnum Tractors (SEE NOTES 5, 6 AND 7 IN APPENDIX AT THE END OF THE PRINTED PRICE BOOK)</p>	3 LB	\$100.00
	367011A	<p>Motor Case Drain Steiger For 9100, 9200 or 9300 Series Steiger Tractors (SEE NOTES 5, 6 AND 7 IN APPENDIX AT THE END OF THE PRINTED PRICE BOOK)</p>	3 LB	\$100.00

**EARLY RISER® 1245 24R20 PIVOT PLANTER
US PRICE LIST**

(Ex Works - See Standard Equipment)

Tractor Installation Kits

	87652428	Monitor Installation Kit - AFS For use with all brands of tractors. For use with AFS Monitors and color software. Not required if Case IH tractor is already equipped with ISO 11783 Implement Harness option and AFS mounting bracket. ARTICULATED TRACTORS SEE NOTE 8. (SEE NOTES 8,9 AND 10 IN APPENDIX AT THE END OF THE PRINTED PRICE BOOK)	17 LB	\$800.00
--	----------	---	-------	----------

Row Units

	84221684	Row Unit Std Gauge Wheel LH LH ASM Row Unit with standard gauge wheels and short parallel linkages. (SEE NOTE 19 IN APPENDIX AT END OF PRINTED PRICE BOOK)	320 LB	\$2,200.00
	84221685	Row Unit Std Gauge Wheel RH RH ASM Row Unit with standard gauge wheels and short parallel linkages. (SEE NOTE 19 IN APPENDIX AT END OF PRINTED PRICE BOOK)	320 LB	\$2,200.00
	84221686	Row Unit Narrow GW LH LH ASM Row Unit with narrow gauge wheels and short parallel linkages. (SEE NOTE 19 IN APPENDIX AT END OF PRINTED PRICE BOOK)	320 LB	\$2,225.00
	84221687	Row Unit Narrow GW RH RH ASM Row Unit with narrow gauge wheels and short parallel linkages. (SEE NOTE 19 IN APPENDIX AT END OF PRINTED PRICE BOOK)	320 LB	\$2,225.00
	84221688	Row Unit LH Narrow Ext. Link LH ASM Row Unit with narrow gauge wheels and long parallel linkages. (SEE NOTE 19 IN APPENDIX AT END OF PRINTED PRICE BOOK)	320 LB	\$2,250.00
	84221689	Row Unit RH Narrow Ext. Link RH ASM Row Unit with narrow gauge wheels and long parallel linkages. (SEE NOTE 19 IN APPENDIX AT END OF PRINTED PRICE BOOK)	320 LB	\$2,250.00

Planter Mtd. Conveyor System

	779178016	Conveyor Mount Kit - 1245 Bulk Fill Seed Conveyor Mounting Kit for Pivot Transport Planters. Shipped Direct from KSI Conveyors Inc. Cissna Park, IL. Warranty and Service Parts must be obtained direct from KSI Conveyors Inc.	540 LB	\$1,900.00
	779179006	Conveyor Hopper Cover Seed Conveyor hopper cover. Shipped Direct from KSI Conveyors Inc. Cissna Park, IL. Warranty and Service Parts must be obtained direct from KSI Conveyors Inc.	10 LB	\$125.00

**EARLY RISER® 1245 24R20 PIVOT PLANTER
US PRICE LIST**

(Ex Works - See Standard Equipment)

	779182016	<p>Planter 20 ft. Conveyor 20 ft. cleated belt tube conveyor system (manual control). Includes 8 inch belt with 1-1/4 inch notched cleats in 6 inch tube, hydraulic drive, manual hydraulic valve control from top/bottom of conveyor, spring loaded canvas collapsible hopper, hydraulic hoses, 5 ft. telescoping discharge spout with handle (collapses to 3 in.). 8 GPM at 2000 PSI required for 376 FPM belt speed.</p> <p>Shipped Direct from KSI Conveyors Inc. Cissna Park, IL. Warranty and Service Parts must be obtained direct from KSI Conveyors Inc.</p>	800 LB		\$5,000.00
--	-----------	---	--------	--	------------

**1255 12 ROW FRONT FOLD TRAILING PLANTER
US PRICE LIST**

**(Ex Works - See Standard Equipment)
Standard Equipment**

SEED HOPPERS :

(2) 50 bu. Bulk fill tanks standard
with lighting

Optional one 1.9 bushel hopper
per row

Capacities as follows:

100 bu. Bulk Fill Total
12R on-row hopper 22.8 bu. total

SEED METERING/DELIVERY:

Advanced Seed Meter located on
each row to meter seed from hoppers
to openers. Planter mounted,
hydraulically driven fan pulls seed
to holes in seed disc. SEED DISCS
REQUIRED FOR OPERATION

MONITOR:

Standard Pro-700 Display with
Self-calibrating AccuStat™ Sensors has
the following features:

Rate Alarm, High/Low Population,
Seed Spacing, Row failure, Average
Population, Row Seed Counter, Seed
Rate Bar Graph, Field Acre Counter,
Total Acreage Counter-Seasonal,
Lifetime Area, Ground Speed,
Area/Hour, Vacuum Rate, Vacuum
Control, Bulk Fill Fan Rate, Bulk Fill
Fan Control, Bin Level Indicator,
Steerable Axle Control (1260/1265),
Liquid Fertilizer Control, Pneumatic
Down Pressure Control, Row Shut-off
control, Mapping and Boundry Control
(additional GPS equipment required),
Rate Recording and Auto Guidance
Compatible, AccuStat™ Capable-
Population, Singulation, Skips, Multiples,
Spacing CV by Row and as Averages
(requires unlock key), (3) Video
Camera Ready

MONITOR: (cont'd)

Optional Early Riser IV with High Rate
Sensor:

Population, monitoring vs. target,
high and low population alarms,
population filter (update rate)
adjustment, two hopper monitors,
alarm cancel feature, speed area
distance mode, seed count mode,
optional feature/setup locks with
password, backlight dimming for full
sunlight/nighttime use adjustable high
volume, internal audible alarm,
Metric/English units, one vacuum input
and/or optional bulk fill fan rpm input
User-definable features include: Planter
population, average population, row
scan, min/max/average row, seed
spacing, seeds per distance, speed
monitoring, three area accumulators
with individual resets, accessory
monitoring with high and low alarms
and area per hour, user-selectable size
and row indicators, bar graph

ROW UNITS (BOLT-ON):

In-cab Pneumatic down pressure,
Standard AccuDrive™, 14 in. (35 cm)
staggered left and right hand double
disk openers with HEAVY-DUTY
SINGLE ROW TRIPLE LIP BEARINGS
and flat scrapers (rotary scraper
available through Parts Division), quick
adjustable staggered covering disks,
6.5 x 12 in. press wheel and 2 quick
adjustable 4 x 16 in. depth equalizing
gauge wheels per row with special
profile tires.

DEPTH CONTROL:

Single handle, infinite settings
0-4.0 in., zero indexed.

**1255 12 ROW FRONT FOLD TRAILING PLANTER
US PRICE LIST**

**(Ex Works - See Standard Equipment)
Standard Equipment**

FRAME:

Tongue:

8 x 12 in. (20.3 x 30.5 cm) main
frame with a 6 x 10 in.
(15 x 35.6 cm) inner
telescoping tube.

Fold:

Two double acting hydraulic cylinders
to fold each wing together while
the inner telescoping tubes move in
and out with draft tube assistance.

Toolbar:

Three section flex frame with wing flex
of 21° both upward and downward.

DRIVE:

(2) Hydraulic Drive Standard with
AccuDrive™

Optional Mechanical transmission (136
speed combinations) with tire contact

HYDRAULIC PTO PUMP:

Standard tractor mounted 22 gpm
1-3/4 PTO pump

CARRYING WHEELS:

Tubeless with sealed precision bearings
Four 10 x 15 - Load Range Highway
Service II Tires
Two 10 x 15 - 8PR tires
(on wing frames)

MARKERS:

Standard three section hydraulic
folding marker. 16 in. smooth disk
blade, tension bolt protection,
adjustable disk angle.

HITCH:

2-point hitch with variable position
hitch stand

HYDRAULIC COUPLERS:

Two standard ISO male couplers for
Bulk Fill fan

Two standard ISO male couplers for
variable rate seed drives and
vaccum fan

Two standard ISO male couplers for lift
and fold

One 3/8 in. ISO coupler for fan motor
case drain (See Requirements
for Operation)

TRANSPORT DIMENSIONS:

Transport height with markers

10 ft. 5 in. (3.2 m)

11 ft. 1 in. (3.4 m) w/ Bulk Fill

Transport width with markers

11 ft. 11 in. (3.6 m)

Transport length

(from center of 2-point pins)

25 ft. 10 in. (7.9 m)

27 ft. 7 in. (8.4 m) w/ Bulk Fill

MISCELLANEOUS EQUIPMENT:

Enhanced lighting package
SMV emblem

ASSEMBLY:

Planters come fully assembled and
tested from the factory. Factory
Supplied Accessories ordered with
planter will not be assembled.

Requirements for Operation:

REFER TO SEED METER CHART FOR

APPROVED SEED WITH BULK FILL.

Order SEED DISCS from Parts Division

(See Parts Division Supplied Accessories
in back of price list).

**1255 12 ROW FRONT FOLD TRAILING PLANTER
US PRICE LIST**

**(Ex Works - See Standard Equipment)
Standard Equipment**

Requirements for Operation: (cont'd)

Tractor Installation Kit and Case Drain:
A hydraulic case drain port is required for all 1200 planters. A tractor remote or standard motor return cannot be used for this purpose. If tractor is not equipped with a case drain port, consult the Tractor Price List or Parts Book to obtain the necessary case drain kit. If the tractor is equipped with a case drain port and it does not accept the 3/8 in. flush face male coupler supplied with the planter, order appropriate conversion parts from Parts Division (See Parts Division Supplied Accessories).

Tractor Requirements:
SEE TRACTOR/PLANTER
COMPATIBILITY MATRIX.

Required for Optional Direct Drive
System:

On-Row:

2 remotes (1 for lift/fold and markers, 1 for the vacuum fan and two seed drive motors.

Relief pressure of 2700 PSI minimum with 27-30 gpm flow at couplers

Bulk Fill:

3 remotes (1 for lift/fold and markers, 1 for the vacuum fan and two seed drive motors, and 1 for Bulk Fill fan).
Relief pressure of 2700 PSI minimum with 37-43 gpm flow at couplers.

Note: Bulk Fill can be shut off through the AFS PRO 700 display during planter lift, thus reducing flows to 27-30 gpm flow at couplers.

Requirements for Operation: (cont'd)

Required for Standard 22 GPM PTO
Pump Drive System:

On-Row:

1 Remote (for lift/fold and markers).
Relief pressure of 2700 PSI minimum with 17 gpm flow at couplers.

Bulk Fill:

2 remotes (1 for lift/fold and markers, 1 for the vacuum fan and two seed drive motors).
Relief pressure of 2700 PSI minimum with 27-30 gpm flow at couplers

Note: Bulk Fill can be shut off through the AFS PRO 700 display during planter lift, thus reducing flows to 17 gpm flow at couplers.

0-25 psi case drain port on tractor for fan motor case drain (1/4 in. or 3/8 in. case drain coupler required depending on tractor case drain connection - 3/8 in. is supplied with planter).

Relief pressure valve of 2700 psi minimum

22 GPM PTO pump is standard Equipment. If the PTO pump is selected, the tractor must have a 1,000 RPM PTO. The PTO coupler supplied with the machine is for a 1-3/4 in. PTO shaft. If the tractor is equipped with a 1-3/8 in. PTO shaft, then order a 1-3/8 in. couple (1958267C1) from the Parts Division.

**1255 12 ROW FRONT FOLD TRAILING PLANTER
US PRICE LIST**

**(Ex Works - See Standard Equipment)
Standard Equipment**

Requirements for Operation: (cont'd)

Planter Electrical requirements:
12 Volt electrical system
7 pin connector socket
AFS 9 Pin Connection
(TRACTOR INSTALLATION KIT)

Tractor front end weights or wheel weights or liquid ballast may be required on some tractor models for road transport of planter and 3 point hitch is also required.

Tractor vertical load requirements:
7,000 lbs. with 2-point hitch
(Bulk Fill - full)

Electronic service tools required for dealer service.

AFS Software

(please read all steps before beginning)
To Order AFS Software for Customers who have requested a current version, do the following:

1. Log into the CNH Precision Farming Store found on the dealer portal
2. Select the CNH Information Management tab
3. Click on Office Software
4. Copy the Link for AFS Software and paste into an email to your customer who is requesting this software Note: Using this link the customer will be able to download and install the current full version of AFS Software.
5. Order part number 88500-20-10 (AFS Mapping and Records unlock) from your parts counter. Your customer will receive an unlock code to enter into the software he downloaded from the link you provided. Note: Dealer may want to order and receive the unlock prior to sending the customer the link in step 4. That way the customer has both the software link and his unlock code in one email from the dealer.

EX WORKS:

Wholegoods

(Ex Works Saskatoon, SK)

(Freight Equalized East Moline, IL)

Factory Supplied Attachments

(Ex Works Saskatoon, SK)

unless otherwise noted



**1255 12 ROW FRONT FOLD TRAILING PLANTER
US PRICE LIST**

(Ex Works - See Standard Equipment)

Models

COMMERCIAL MODEL	WORKING WIDTH	SPACING	HITCH	Weight	Factory Data	List Price
ER 1255 PLANTER	12 Rows	30 in.	2 Point Hitch	12,000 LB	9084700P00	\$110,000.00

Factory Supplied Options

Order Code	Description	Weight	List Price
REMOTE SECTION CONTROLS			
SD_N6101 REMOTE SECTION CONTROL			
449117	AFS Control with AccuStat Sensors		No Charge
449116	Early Riser Control with High Rate Sensors		(\$600.00)
SEED METERING			
SD_P8404 SEED METERING			
Hydraulic Drive			
449159	Meter w/ru cable drive w/clutc		\$5,300.00
449158	Meter w/ru cable drive w/o clu		No Charge
449157	Meter w/ru chain drive		(\$2,800.00)
Mechanical Drive			
449284	Mtr w/ru chain drv mech trans Meter w/ru chain drive mech transmission		(\$2,800.00)
449280	Mtr w/ru cbl drv w/o clu mech Meter w/ru cable drive w/o clutch mech transmission		No Charge
449281	Mtr w/ru cable drv w/clu mech Meter w/ru cable drive w/clutch mech transmission Not for Early Riser Control		\$5,300.00
FEEDING SYSTEM			
SD_P6001 FEEDING SYSTEM			
449149	Bulk Fill - no scales		No Charge
789413	On row hopper		(\$14,000.00)

**1255 12 ROW FRONT FOLD TRAILING PLANTER
US PRICE LIST**

(Ex Works - See Standard Equipment)

DRIVES

SD_03015 DRIVES

AFS w/Hyd Drive w/Bulk Fill			
	449134	Aux PTO 22 gpm - AFS Hyd Drive AFS Hydraulic drive w/bulk fill	No Charge
	449129	AFS Hyd DDrive w/Bulk Fill AFS Hydraulic direct drive w/bulk fill	(\$2,500.00)
AFS w/Hyd Drive w/Hopper			
	449132	Aux PTO 22 gpm -AFS Hyd Drive AFS Hydraulic drive w/hopper	No Charge
	449287	AFS Hyd Drive w/Hopper AFS Hydraulic direct drive w/hopper	(\$2,500.00)
AFS w/Mech Drive w/Bulk Fill			
	449133	Aux PTO 22 gpm - AFS Mech Dr AFS Mechanical drive w/bulk fill	(\$3,000.00)
	449128	AFS Mech Drive w/ Bulk Fill AFS Mechanical direct drive w/bulk fill	(\$5,500.00)
AFS w/Mech Drive w/Hopper			
	449131	Aux PTO 22 gpm -AFS Mech Dr AFS Mechanical drive w/hopper	(\$3,000.00)
	449127	AFS Mech Drive w/Hopper AFS Mechanical direct drive w/hopper	(\$5,500.00)
ER w/Mech Drive w/Bulk Fill			
	449286	Aux PTO 14gpm - ER Mech Drive Early Riser Mechanical drive w/bulk fill	(\$3,900.00)
	449285	ER Mech Drive w/Bulk Fill Early Riser Mechanical direct drive w/bulk fill	(\$5,500.00)
ER w/Mech Drive w/Hopper			
	449130	Aux PTO 14 gpm - ER Mech Drive Early Riser Mechanical drive w/hopper	(\$3,900.00)
	449126	ER Mech Drive w/ Hopper Early Riser Mechanical direct drive w/hopper	(\$5,500.00)

ROW UNIT

SD_16029 GAUGE WHEELS

	449144	Row Unit - std gauge wheel	No Charge
	449145	Row Unit- narrow gauge wheel	\$300.00

SD_P9707 DOWN PRESSURE

	449152	In-Cab Pneumatic down pressure	No Charge
	449151	PDP Manual	(\$600.00)
	449150	Spring down pressure	(\$1,300.00)

**1255 12 ROW FRONT FOLD TRAILING PLANTER
US PRICE LIST**

(Ex Works - See Standard Equipment)

SEED TUBES

SD_P8701 SEED TUBE

	789049	Seed tubes AccuStat Seed Sensors for use with AFS Pro 700 display.		No Charge
	789060	Seed tubes w/high rate sensors		No Charge

HITCH

SD_41023 REAR HITCH

	X41023X	No rear hitch		No Charge
	424335	Rear towing hitch		\$500.00

MARKERS

SD_P9201 MARKERS

	789008	Row markers Triple-fold automatic alternating markers		No Charge
	789407	No Markers with weight bracket Weight brackets only. When operating this planter without markers, eight 100 lb. weights must be added - 4 per wing - to replace the weight lost due to marker removal. Order qty. 8 - Standard Case IH suitcase weights through Parts Division, p/n 405846A3.		(\$7,100.00)

SEED MONITOR SYSTEMS

SD_25016 MONITOR

AFS

	422539	AFS Pro 700 Display To view the AccuStat™ data an UNLOCK passcode is required. Order through Parts Division (p/n 47464425). This activation passcode unlocks the AccuStat™ function.		No Charge
	X25016X	No Monitor		(\$4,900.00)
Early Riser				
	449155	Early Riser IV		(\$4,400.00)

**1255 12 ROW FRONT FOLD TRAILING PLANTER
US PRICE LIST**

(Ex Works - See Standard Equipment)

CHEMICAL APPLICATION

SD_P7401 CHEMICAL APPLICATION

	XP7401X	No granular chemical system		No Charge
	789010	Granular chemical system Not for use with cable drive. Includes basic unit for insecticide - 70 lb. capacity injection molded hopper of high density polyethylene, in furrow hose and drive package. Granular chemical mounting supports for Smart Box™ System are available through Parts Division p/n 86990636. Granular chemical bin level sensor is available through Parts Division p/n 404197A1 - 2 are required.		\$3,600.00

FERTILIZER

SD_P9801 FERTILIZER

	XP9801X	No selection		No Charge
	789036	Liquid fertilizer system For On Row Hopper. Includes one tank (400 gallons for 12 row, 600 gallons for 16 and 24 row), mounting brackets, diaphragm pump and drive/distribution parts. Maximum flow rates are 5-25 gal./acre @ 6 mph. Liquid fertilizer cannot be used in conjunction with the Early Riser IV monitor. Liquid fertilizer REQUIRES the use of AFS Pro 600 or AFS Pro 700 Display.		\$8,000.00

FERTILIZER OPENERS

SD_P5302 FERTILIZER OPENER

	XP5302X	No Selection		No Charge
	449162	Fert. base for In-Row delivery Components to head bracket		\$1,200.00
	424341	Case IH single disk coulters Frame mounted Fertilizer Openers. Not compatible with row mounted coulters or any of the floating residue manager options.		\$16,200.00

TILLAGE TOOLS

SD_P5306 TILLAGE TOOLS

	XP5306X	No Selection		No Charge
--	---------	--------------	--	-----------



**1255 12 ROW FRONT FOLD TRAILING PLANTER
US PRICE LIST**

(Ex Works - See Standard Equipment)

	789026	Row unit mtd coulters -25 wave Row Mounted Coulters cannot be used with Case IH single disk fertilizer openers.		\$4,800.00
Non-Floating Residue Managers				
	789024	Tine wheel residue managers dual wheel		\$4,500.00
	789073	No-till residue managers dual wheel		\$4,800.00
Floating Residue Managers				
	760014	Float tinewhl residue mgr w/db with depth band, dual wheel Floating residue managers cannot be used with Case IH single disk fertilizer openers.		\$6,000.00
	760015	Float NT residue mgr w/debd with depth band, dual wheel Floating residue managers cannot be used with Case IH single disk fertilizer openers.		\$6,300.00

OPERATOR'S MANUAL

SD_29046 MARKET

AFS				
	449282	AFS North American English		No Charge
	449283	AFS French Canadian		No Charge
Early Riser				
	789011	North American English		No Charge
	789012	French Canadian		No Charge

**1255 12 ROW FRONT FOLD TRAILING PLANTER
US PRICE LIST**

**(Ex Works - See Standard Equipment)
Factory Supplied Attachments**

Order Code	Description	Weight	List Price
Bulk Fill Weigh Scales			
84385979	Package, Bulk Fill Weigh Scales	30 LB	\$3,900.00
84385980	Package, Bulk Fill Scales Mount for 1255	50 LB	\$800.00
AFS AccuRow Control			
84134492	AccuRow Control Package 12R (Pneumatic Row Clutch for planters equipped with chain drive meters) (SEE NOTE 17 IN THE APPENDIX AT THE END OF THE PRINTED PRICE BOOK)	730 LB	\$7,000.00
84219344	Brackets and Harness 12R- 16R 12 R or 16 R without PTO pump, without Pneumatic Down Pressure (Pneumatic Row Clutch for planters equipped with chain drive meters) (SEE NOTE 17 IN THE APPENDIX AT THE END OF THE PRINTED PRICE BOOK)	85 LB	\$450.00
84219343	Brackets and Harness 12R, 16R 12 R or 16 R without PTO pump, with Pneumatic Down Pressure (Pneumatic Row Clutch for planters equipped with chain drive meters) (SEE NOTE 17 IN THE APPENDIX AT THE END OF THE PRINTED PRICE BOOK)	85 LB	\$450.00
84219341	Brackets and Harness 12R -16R 12 R or 16 R with PTO pump, with or without Pneumatic Down Pressure (Pneumatic Row Clutch for planters equipped with chain drive meters) (SEE NOTE 17 IN THE APPENDIX AT THE END OF THE PRINTED PRICE BOOK)	85 LB	\$450.00
In Cab Pneumatic DP Control			
84319014	In Cab Pneum Control 12-16R FF In cab pneumatic down pressure control kit for 1250/1255 12 and 16 row front fold planters. (SEE NOTE 22 IN THE APPENDIX AT THE END OF THE PRINTED PRICE BOOK)	35 LB	\$1,300.00
84319019	Compressor Direct Drive 1250/1255 Compressor kit (in cab pneumatic control), for all direct drive 1250/1255 front fold planters (no PTO pump) Not required for planters to be equipped with pneumatic AccuRow Control row clutches. (SEE NOTE 22 IN THE APPENDIX AT THE END OF THE PRINTED PRICE BOOK)	55 LB	\$1,200.00
84319021	Compressor PTO Drive 1250/1255 Compressor kit (in cab pneumatic control), for all PTO driven 1250/1255 front fold planters. Not required for planters to be equipped with pneumatic AccuRow control row clutches. (SEE NOTE 22 IN THE APPENDIX AT THE END OF THE PRINTED PRICE BOOK)	55 LB	\$1,200.00
Markers			
84157026	Markers (12RN) Triple fold, automatic alternating markers	1,208 LB	\$7,100.00

**1255 12 ROW FRONT FOLD TRAILING PLANTER
US PRICE LIST**

(Ex Works - See Standard Equipment)

Granular Chemical Equipment

	84401404	Granular Chem Unit for 2 Rows Not for use with cable drive Includes insecticide hose (84279842) kit. Insecticide applied through closing disk spring guide.	80 LB		\$600.00
	233906A	Front Insecticide Spreader One per row Not for use with cable drive	3 LB		\$50.00
	233907A	Rear Insecticide Spreaders One per row Not for use with cable drive	4 LB		\$50.00
	84279842	Hose, Insecticide One per row Not for use with cable drive	1 LB		\$20.00
	233909A	Herbicide Spreader One per row Not for use with cable drive	4 LB		\$50.00
	233911A	Windshield - Herbicide One per row Not for use with cable drive	1 LB		\$30.00
	233913A	Spring Tooth Incorporator One per row Not for use with cable drive	8 LB		\$85.00
	336295A	Hopper Divider Package One per row - To convert hopper for use with two chemicals, includes additional meter Not for use with cable drive	5 LB		\$125.00
	336296A	Closed Chemical System One per row - Instructions and fittings for lock and load lid. This kit modifies the original gran. Chem. lid from Factory Supplied Attachments 247205A for lock and load. Not for use with cable drive	4 LB		\$140.00

Fertilizer Systems

	87492381	Liquid Fert Pump System Only For 12 R and 16 R. Includes: 19 gpm diaphragm fertilizer pump, pump mounting bracket, pressure gauge, hydraulic drive motor, hydraulic drive control valve, hydraulic hoses, motor and valve mounting hardware, sectional control ball valves (Qty. 2), row unit distribution parts (3/4" hose, tees, mounting brackets), flow meter (5-15 gpm) and control harness. (Does not include plumbing to either the tractor hitch or the rear mounted tow hitch) DOES NOT CONTAIN TANKS. Minimum to maximum flow rates are 5-25 gal./acre @ 6mph.	730 LB		\$6,800.00
--	----------	---	--------	--	------------

Fertilizer Openers

	84157031	Fert. Coulter Kit (set of 2) Two Case IH single disk fertilizer coulters (frame mounted). Order 6 for 12 R, 8 for 16 R and 12 for 24 R	190 LB		\$2,700.00
	84157032	12 Row Coulter Mounting Kit One kit required per planter, order 1	598 LB		\$1,200.00

Tillage Tools

	233915A	Support Required to mount furrowing disks, furrowing wings, tine tooth, and non-floating residue managers (1 per row). Not required for floating residue managers. Not for use with cable drive.	6 LB		\$70.00
	87730188	Tine Wheel Residue mgrs. (LH) Dual wheel, left hand Not for use with 15" row spacing	32 LB		\$305.00

**1255 12 ROW FRONT FOLD TRAILING PLANTER
US PRICE LIST**

(Ex Works - See Standard Equipment)

	87730203	Tine Wheel Residue mgrs. (RH) Dual wheel, right hand. Not for use with 15" row spacing	32 LB		\$305.00
	87730189	No-Till Residue mgrs. (LH) Dual wheel, left hand. Not for use with 15" row spacing	32 LB		\$330.00
	87730315	No-Till Residue mgrs. (RH) Dual wheel, right hand. Not for use with 15" row spacing	32 LB		\$330.00
	47630512	Floating Tine-Whl Residue managers with depth band Floating standard tine wheel residue managers, dual wheel (right hand). Floating residue managers cannot be used with Case IH single disk fertilizer openers.(P/N - 84157031) Not for use with 15" row spacing. Order depth bands separately.	70 LB		\$500.00
	47630511	Floating Tine Whl Residue managers with depth band Floating standard tine wheel residue managers, dual wheel (left hand). Floating residue managers cannot be used with Case IH single disk fertilizer openers.(P/N - 84157031) Not for use with 15" row spacing. Order depth bands separately.	70 LB		\$500.00
	47630514	Floating No-Till Residue managers with depth band, dual wheel (right hand) Floating residue managers cannot be used with Case IH single disk fertilizer openers. (P/N - 84157031) Not for use with 15" row spacing. Order depth bands separately.	70 LB		\$525.00
	47630513	Floating No-Till Residue managers with depth band, dual wheel (left hand) Floating residue managers cannot be used with Case IH single disk fertilizer openers. (P/N - 84157031) Not for use with 15" row spacing. Order depth bands separately.	70 LB		\$525.00
	431543A	Row Unit Coulter - 25 Wave Row unit mounted coulter - 25 Wave (includes tillage support) (1 per row) For use on any row spacing. Row mounted coulters cannot be used with Case IH single disk fertilizer openers (P/N-84157031)	35 LB		\$400.00

Hydraulic Pumps

	87735677	1000 RPM Hyd. PTO Pump Kit For use with AFS Pro 600 and AFS Pro 700 displays only. For 12-16 Front Fold Planters (22 gpm). This attachment supplies hydraulic flow to the left side vacuum fan, all seed drive motors (if equipped), and liquid fertilizer (if equipped). With this option only hydraulic flow required from the tractor is for: 1) lift / fold and marker function, 2) bulk fan motor (if equipped). The resulting tractor flow is 17-18 gpm without bulk fill and 27-31 with bulk fill. NOTE: Bulk Fill can be selected to be shut off during planter lift. Flows at couplers 17-18 gpm.	360 LB		\$3,000.00
--	----------	--	--------	--	------------

Additional Attachments

	87405666	PTO Pump Restraint (22 gpm) Pump restraint for Magnum, MX Magnum, Maxxum, PUMA and non-Case IH tractors.	6 LB		\$40.00
	87405668	PTO Pump Restraint (22 gpm) Pump restraint for STX with heavy-duty drawbar 22 gpm pump. For STX and Steiger the heavy-duty drawbar is required.	9 LB		\$75.00

**1255 12 ROW FRONT FOLD TRAILING PLANTER
US PRICE LIST**

(Ex Works - See Standard Equipment)

	84130146	PTO Pump Restraint Package (22 gpm), for Steiger ('08 model year and after) with heavy-duty drawbar. For STX and Steiger the heavy-duty drawbar is required	9 LB		\$75.00
	84157030	Rear Towing Hitch For 12R and 16R Front Fold Planters	241 LB		\$500.00

Planter Fan Case Drain

	367010A	Motor Case Drain Magnum For 7100, 7200 or 8900 Series Magnum Tractors (SEE NOTES 5, 6 AND 7 IN APPENDIX AT THE END OF THE PRINTED PRICE BOOK)	3 LB		\$100.00
	367011A	Motor Case Drain Steiger For 9100, 9200 or 9300 Series Steiger Tractors (SEE NOTES 5, 6 AND 7 IN APPENDIX AT THE END OF THE PRINTED PRICE BOOK)	3 LB		\$100.00

Tractor Installation Kits

	87652428	Monitor Installation Kit - AFS For use with all brands of tractors. For use with AFS Monitors and color software. Not required if Case IH tractor is already equipped with ISO 11783 Implement Harness option and AFS mounting bracket. ARTICULATED TRACTORS SEE NOTE 8. (SEE NOTES 8,9 AND 10 IN APPENDIX AT THE END OF THE PRINTED PRICE BOOK)	17 LB		\$800.00
--	----------	---	-------	--	----------

Row Unit-Hvy Duty Bearings

	84221684	Row Unit Std Gauge Wheel LH LH ASM Row Unit with standard gauge wheels and short parallel linkages. (SEE NOTE 19 IN APPENDIX AT END OF PRINTED PRICE BOOK)	320 LB		\$2,200.00
	84221685	Row Unit Std Gauge Wheel RH RH ASM Row Unit with standard gauge wheels and short parallel linkages. (SEE NOTE 19 IN APPENDIX AT END OF PRINTED PRICE BOOK)	320 LB		\$2,200.00
	84221686	Row Unit Narrow GW LH LH ASM Row Unit with narrow gauge wheels and short parallel linkages. (SEE NOTE 19 IN APPENDIX AT END OF PRINTED PRICE BOOK)	320 LB		\$2,225.00
	84221687	Row Unit Narrow GW RH RH ASM Row Unit with narrow gauge wheels and short parallel linkages. (SEE NOTE 19 IN APPENDIX AT END OF PRINTED PRICE BOOK)	320 LB		\$2,225.00
	84221688	Row Unit LH Narrow Ext. Link LH ASM Row Unit with narrow gauge wheels and long parallel linkages. (SEE NOTE 19 IN APPENDIX AT END OF PRINTED PRICE BOOK)	320 LB		\$2,250.00
	84221689	Row Unit RH Narrow Ext. Link RH ASM Row Unit with narrow gauge wheels and long parallel linkages. (SEE NOTE 19 IN APPENDIX AT END OF PRINTED PRICE BOOK)	320 LB		\$2,250.00



**1255 12 ROW FRONT FOLD TRAILING PLANTER
US PRICE LIST**

(Ex Works - See Standard Equipment)

Fan System

	307962A	Vacuum Fan System ASM Fan System - includes fan components and hydraulics for a planter. This fan will power up to 12 rows, some crops require additional fans.(18 rows for corn or soybeans). (SEE NOTE 20 IN APPENDIX AT END OF PRINTED PRICE BOOK)	240 LB		\$2,900.00
--	---------	--	--------	--	------------

**1255 16 ROW FRONT FOLD TRAILING PLANTERS
US PRICE LIST**

**(Ex Works - See Standard Equipment)
Standard Equipment**

SEED HOPPERS :

(2) 50 bu. Bulk fill tanks standard
with lighting

Optional one 1.9 bushel hopper
per row

Capacities as follows:

100 bu. Bulk Fill Total

16R on-row hopper 30.4 bu. total

SEED METERING/DELIVERY:

Advanced Seed Meter located on
each row to meter seed from hoppers
to openers. Planter mounted,
hydraulically driven fan pulls seed
to holes in seed disc. SEED DISCS
REQUIRED FOR OPERATION

MONITOR:

Standard AFS Pro-700 Display with
Self-calibrating AccuStat™ Sensors has
the following features:

Rate Alarm, High/Low Population,
Seed Spacing, Row failure, Average
Population, Row Seed Counter, Seed
Rate Bar Graph, Field Acre Counter,
Total Acreage Counter-Seasonal,
Lifetime Area, Ground Speed,
Area/Hour, Vacuum Rate, Vacuum
Control, Bulk Fill Fan Rate, Bulk Fill
Fan Control, Bin Level Indicator,
Liquid Fertilizer Control, Pneumatic
Down Pressure Control, Row Shut-off
control, Mapping and Boundry Control
(additional GPS equipment required),
Rate Recording and Auto Guidance
Compatible, AccuStat™ Capable-
Population, Singulation, Skips, Multiples,
Spacing CV by Row and as Averages
(requires unlock key), (3) Video
Camera Ready

MONITOR: (cont'd)

Optional Early Riser IV with High Rate
Sensor:

Population, monitoring vs. target,
high and low population alarms,
population filter (update rate)
adjustment, two hopper monitors,
alarm cancel feature, speed area
distance mode, seed count mode,
optional feature/setup locks with
password, backlight dimming for full
sunlight/nighttime use adjustable high
volume, internal audible alarm,
Metric/English units, one vacuum input
and/or optional bulk fill fan rpm input
User-definable features include: Planter
population, average population, row
scan, min/max/average row, seed
spacing, seeds per distance, speed
monitoring, three area accumulators
with individual resets, accessory
monitoring with high and low alarms
and area per hour, user-selectable size
and row indicators, bar graph

ROW UNITS (BOLT-ON):

In-cab Pneumatic down pressure,
Standard AccuDrive™, 14 in. (35 cm)
staggered left and right hand double
disk openers with HEAVY-DUTY
SINGLE ROW TRIPLE LIP BEARINGS
and flat scrapers (rotary scraper
available through Parts Division), quick
adjustable staggered covering disks,
6.5 x 12 in. press wheel and 2 quick
adjustable 4 x 16 in. depth equalizing
gauge wheels per row with special
profile tires.

DEPTH CONTROL:

Single handle, infinite settings
0-4.0 in., zero indexed.

**1255 16 ROW FRONT FOLD TRAILING PLANTERS
US PRICE LIST**

**(Ex Works - See Standard Equipment)
Standard Equipment**

FRAME:

Tongue:

8 x 12 in. (20.3 x 30.5 cm) main
frame with a 6 x 10 in.
(15 x 35.6 cm) inner
telescoping tube.

Fold:

Two double acting hydraulic cylinders
to fold each wing together while
the inner telescoping tubes move in
and out with draft tube assistance.

Toolbar:

Three section flex frame with wing flex
of 21° both upward and downward.

DRIVE:

Hydraulic Drive Standard with
AccuDrive™ and AccuRow clutches

Optional Mechanical transmission
(136 speed combinations) with tire
contact drive.

HYDRAULIC PTO PUMP:

Standard tractor mounting 22 gpm
1-3/4 PTO pump

CARRYING WHEELS:

Tubeless with sealed precision bearings
Four 10 x 15 - Load Range Highway
Service II Tires
Two 10 x 15 - 8PR tires
(on wing frames)

MARKERS:

Standard three section hydraulic
folding marker. 16 in. smooth disk
blade, tension bolt protection,
adjustable disk angle.

HITCH:

2-point hitch with variable position
hitch stand

HYDRAULIC COUPLERS:

Two standard ISO male couplers for
Bulk Fill fan

Two standard ISO male couplers for
variable rate seed drives and
vaccum fan

Two standard ISO male couplers for lift
and fold

One 3/8 in. ISO coupler for fan motor
case drain (See Requirements
for Operation)

TRANSPORT DIMENSIONS:

Transport height with markers

10 ft. 5 in. (3.2 m)

11 ft. 1 in. (3.4 m) w/ Bulk Fill

Transport width with markers

11 ft. 11 in. (3.6 m)

Transport length

(from center of 2-point pins)

31 ft. 4 in. (9.5 m)

32 ft. 11 in. (10 m) w/ Bulk Fill

MISCELLANEOUS EQUIPMENT:

Enhanced lighting package
SMV emblem

ASSEMBLY:

Planters come fully assembled and
tested from the factory. Factory
Supplied Accessories ordered with
planter will not be assembled.

Requirements for Operation:

REFER TO SEED METER CHART FOR

APPROVED SEED WITH BULK FILL.

Order SEED DISCS from Parts Division

(See Parts Division Supplied Accessories
in back of price list).

**1255 16 ROW FRONT FOLD TRAILING PLANTERS
US PRICE LIST**

**(Ex Works - See Standard Equipment)
Standard Equipment**

Requirements for Operation: (cont'd)

Tractor Installation Kit and Case Drain:
A hydraulic case drain port is required for all 1200 Series planters. A tractor remote or standard motor return cannot be used for this purpose. If tractor is not equipped with a case drain port, consult the Tractor Price List or Parts Book to obtain the necessary case drain kit. If the tractor is equipped with a case drain port and it does not accept the 3/8 in. flush face male coupler supplied with the planter, order appropriate conversion parts from Parts Division (See Parts Division Supplied Accessories).

Tractor Requirements:
SEE TRACTOR/PLANTER
COMPATIBILITY MATRIX.

Required for Optional Direct Drive
System:

On-Row:
2 remotes (1 for lift/fold and markers, 1 for the vacuum fan and two seed drive motors.
Relief pressure of 2700 PSI minimum with 28-31 gpm flow at couplers

Bulk Fill:
3 remotes (1 for lift/fold and markers, 1 for the vacuum fan and two seed drive motors, and 1 for Bulk Fill fan).
Relief pressure of 2700 PSI minimum with 38-44 gpm flow at couplers.

Note: Bulk Fill can be shut off through the AFS PRO 700 display during planter lift, thus reducing flows to 28-31 gpm flow at couplers.

Requirements for Operation: (cont'd)

Required for Standard 22 GPM PTO
Pump Drive System:

On-Row:
1 Remote (for lift/fold and markers).
Relief pressure of 2700 PSI minimum with 18 gpm flow at couplers.

Bulk Fill:
2 remotes (1 for lift/fold and markers, 1 for the vacuum fan and two seed drive motors.
Relief pressure of 2700 PSI minimum with 28-31 gpm flow at couplers

Note: Bulk Fill can be shut off through the AFS PRO 700 display during planter lift, thus reducing flows to 18 gpm flow at couplers.

0-25 psi case drain port on tractor for fan motor case drain (1/4 in. or 3/8 in. case drain coupler required depending on tractor case drain connection - 3/8 in. is supplied with planter).

Relief pressure valve of 2700 psi minimum

22 GPM PTO pump is standard Equipment. If the PTO pump is selected, the tractor must have a 1,000 RPM PTO. The PTO coupler supplied with the machine is for a 1-3/4 in. PTO shaft. If the tractor is equipped with a 1-3/8 in. PTO shaft, then order a 1-3/8 in. couple (1958267C1) from the Parts Division.

**1255 16 ROW FRONT FOLD TRAILING PLANTERS
US PRICE LIST**

(Ex Works - See Standard Equipment)

Standard Equipment

Requirements for Operation: (cont'd)

Planter Electrical requirements:

12 Volt electrical system

7 pin connector socket

AFS 9 Pin Connection

(TRACTOR INSTALLATION KIT)

Tractor front end weights or wheel weights or liquid ballast may be required on some tractor models for road transport of planter and 3 point hitch is also required.

Tractor vertical load requirements:

7,400 lbs. with 2-point hitch

(Bulk Fill - full)

9,000 lb. with drawbar hitch

(Bulk Fill - half full)

Electronic service tools required for dealer service.

AFS Software

(please read all steps before beginning)

To Order AFS Software for Customers

who have requested a current version,

do the following:

1. Log into the CNH Precision Farming Store found on the dealer portal
2. Select the CNH Information Management tab
3. Click on Office Software
4. Copy the Link for AFS Software and paste into an email to your customer who is requesting this software Note: Using this link the customer will be able to download and install the current full version of AFS Software.
5. Order part number 88500-20-10 (AFS Mapping and Records unlock) from your parts counter. Your customer will receive an unlock code to enter into the software he downloaded from the link you provided. Note: Dealer may want to order and receive the unlock prior to sending the customer the link in step 4. That way the customer has both the software link and his unlock code in one email from the dealer.

EX WORKS:

Wholegoods

(Ex Works Saskatoon, SK)

(Freight Equalized East Moline, IL)

Factory Supplied Attachments

(Ex Works Saskatoon, SK)

unless otherwise noted



**1255 16 ROW FRONT FOLD TRAILING PLANTERS
US PRICE LIST**

(Ex Works - See Standard Equipment)

Models

COMMERCIAL MODEL	WORKING WIDTH	SPACING	HITCH	Weight	List Price
ER 1255 PLANTER	16 Rows	30 in.	2 Point Hitch	12,000 LB	\$149,000.00
ER 1255 PLANTER	16 Rows	30 in.	Drawbar Hitch	12,000 LB	\$155,000.00

Factory Supplied Options

Order Code	Description	Weight	List Price
REMOTE SECTION CONTROLS			
SD_N6101 REMOTE SECTION CONTROL			
449117	AFS Control with AccuStat Sensors		No Charge
449116	Early Riser Control with High Rate Sensors		(\$800.00)
SEED METERING			
SD_P8404 SEED METERING			
Hydraulic Drive			
449159	Meter w/ru cable drive w/clutc		No Charge
449158	Meter w/ru cable drive w/o clu		(\$7,000.00)
449157	Meter w/ru chain drive		(\$10,800.00)
Mechanical Drive			
449284	Mtr w/ru chain drv mech trans Meter w/ru chain drive mech transmission		(\$10,800.00)
449280	Mtr w/ru cbl drv w/o clu mech Meter w/ru cable drive w/o clutch mech transmission		(\$7,000.00)
FEEDING SYSTEM			
SD_P6001 FEEDING SYSTEM			
449149	Bulk Fill - no scales		No Charge
789413	On row hopper		(\$15,000.00)

**1255 16 ROW FRONT FOLD TRAILING PLANTERS
US PRICE LIST**

(Ex Works - See Standard Equipment)

DRIVES

SD_03015 DRIVES

AFS w/Hyd Drive w/Bulk Fill			
	449134	Aux PTO 22 gpm - AFS Hyd Drive AFS Hydraulic drive w/bulk fill	No Charge
	449129	AFS Hyd DDrive w/Bulk Fill AFS Hydraulic direct drive w/bulk fill	(\$2,500.00)
AFS w/Hyd Drive w/Hopper			
	449132	Aux PTO 22 gpm -AFS Hyd Drive AFS Hydraulic drive w/hopper	No Charge
	449287	AFS Hyd Drive w/Hopper AFS Hydraulic direct drive w/hopper	(\$2,500.00)
AFS w/Mech Drive w/Bulk Fill			
	449133	Aux PTO 22 gpm - AFS Mech Dr AFS Mechanical drive w/bulk fill	(\$3,000.00)
	449128	AFS Mech Drive w/ Bulk Fill AFS Mechanical direct drive w/bulk fill	(\$5,500.00)
AFS w/Mech Drive w/Hopper			
	449131	Aux PTO 22 gpm -AFS Mech Dr AFS Mechanical drive w/hopper	(\$3,000.00)
	449127	AFS Mech Drive w/Hopper AFS Mechanical direct drive w/hopper	(\$5,500.00)
ER w/Mech Drive w/Bulk Fill			
	449286	Aux PTO 14gpm - ER Mech Drive Early Riser Mechanical drive w/bulk fill	(\$3,900.00)
	449285	ER Mech Drive w/Bulk Fill Early Riser Mechanical direct drive w/bulk fill	(\$5,500.00)
ER w/Mech Drive w/Hopper			
	449130	Aux PTO 14 gpm - ER Mech Drive Early Riser Mechanical drive w/hopper	(\$3,900.00)
	449126	ER Mech Drive w/ Hopper Early Riser Mechanical direct drive w/hopper	(\$5,500.00)

ROW UNIT

SD_16029 GAUGE WHEELS

	449144	Row Unit - std gauge wheel	No Charge
	449145	Row Unit- narrow gauge wheel	\$400.00

SD_P9707 DOWN PRESSURE

	449152	In-Cab Pneumatic down pressure	No Charge
	449151	PDP Manual	(\$600.00)
	449150	Spring down pressure	(\$1,500.00)

**1255 16 ROW FRONT FOLD TRAILING PLANTERS
US PRICE LIST**

(Ex Works - See Standard Equipment)

SEED TUBES

SD_P8701 SEED TUBE

	789049	Seed tubes AccuStat Seed Sensors for use with AFS Pro 700 display.		No Charge
	789060	Seed tubes w/high rate sensors		No Charge

HITCH

SD_41023 REAR HITCH

	X41023X	No rear hitch		No Charge
	424335	Rear towing hitch		\$500.00

MARKERS

SD_P9201 MARKERS

	789008	Row markers Triple-fold automatic alternating markers		No Charge
	789407	No Markers with weight bracket Weight brackets only. When operating this planter without markers, eight 100 lb. weights must be added - 4 per wing - to replace the weight lost due to marker removal. Order qty. 8 - Standard Case IH suitcase weights through Parts Division, p/n 405846A3.		(\$7,600.00)

SEED MONITOR SYSTEMS

SD_25016 MONITOR

AFS				
	422539	AFS Pro 700 Display To view the AccuStat™ data an UNLOCK passcode is required. Order through Parts Division (p/n 47464425). This activation passcode unlocks the AccuStat™ function.		No Charge
	X25016X	No Monitor		(\$4,900.00)
Early Riser				
	449155	Early Riser IV		(\$4,400.00)

**1255 16 ROW FRONT FOLD TRAILING PLANTERS
US PRICE LIST**

(Ex Works - See Standard Equipment)

CHEMICAL APPLICATION

SD_P7401 CHEMICAL APPLICATION

	XP7401X	No granular chemical system		No Charge
	789010	Granular chemical system Not for use with cable drive. Includes basic unit for insecticide - 70 lb. capacity injection molded hopper of high density polyethylene, in furrow hose and drive package. Granular chemical mounting supports for Smart Box™ System are available through Parts Division p/n 86990636. Granular chemical bin level sensor is available through Parts Division p/n 404197A1 - 2 are required.		\$4,800.00

FERTILIZER

SD_P9801 FERTILIZER

	XP9801X	No selection		No Charge
	789036	Liquid fertilizer system For On Row Hopper. Includes one tank (400 gallons for 12 row, 600 gallons for 16 and 24 row), mounting brackets, diaphragm pump and drive/distribution parts. Maximum flow rates are 5-25 gal./acre @ 6 mph. Liquid fertilizer cannot be used in conjunction with the Early Riser IV monitor. Liquid fertilizer REQUIRES the use of AFS Pro 600 or AFS Pro 700 Display.		\$10,000.00

FERTILIZER OPENERS

SD_P5302 FERTILIZER OPENER

	XP5302X	No Selection		No Charge
	449162	Fert. base for In-Row delivery Components to head bracket		\$1,600.00
	424341	Case IH single disk coulters Frame mounted Fertilizer Openers. Not compatible with row mounted coulters or any of the floating residue manager options.		\$21,600.00

TILLAGE TOOLS

SD_P5306 TILLAGE TOOLS

	XP5306X	No Selection		No Charge
--	---------	--------------	--	-----------

**1255 16 ROW FRONT FOLD TRAILING PLANTERS
US PRICE LIST**

(Ex Works - See Standard Equipment)

	789026	Row unit mtd coulters -25 wave Row Mounted Coulters cannot be used with Case IH single disk fertilizer openers.		\$6,400.00
Non-Floating Residue Managers				
	789024	Tine wheel residue managers dual wheel		\$6,000.00
	789073	No-till residue managers dual wheel		\$6,400.00
Floating Residue Managers				
	760014	Float tinewhl residue mgr w/db with depth band, dual wheel Floating residue managers cannot be used with Case IH single disk fertilizer openers.		\$8,000.00
	760015	Float NT residue mgr w/debd with depth band, dual wheel Floating residue managers cannot be used with Case IH single disk fertilizer openers.		\$8,400.00

OPERATOR'S MANUAL

SD_29046 MARKET

AFS				
	449282	AFS North American English		No Charge
	449283	AFS French Canadian		No Charge
Early Riser				
	789011	North American English		No Charge
	789012	French Canadian		No Charge



**1255 16 ROW FRONT FOLD TRAILING PLANTERS
US PRICE LIST**

**(Ex Works - See Standard Equipment)
Factory Supplied Attachments**

Order Code	Description	Weight	List Price
Bulk Fill Weigh Scales			
84385979	Package, Bulk Fill Weigh Scales	30 LB	\$3,900.00
84385980	Package, Bulk Fill Scales Mount for 1255	50 LB	\$800.00
AFS AccuRow Control			
84134493	AccuRow Control Package 16R (SEE NOTE 17 IN THE APPENDIX AT THE END OF THE PRINTED PRICE BOOK)	738 LB	\$8,000.00
84219344	Brackets and Harness 12R- 16R 12 R or 16 R without PTO pump, without Pneumatic Down Pressure (Pneumatic Row Clutch for planters equipped with chain drive meters) (SEE NOTE 17 IN THE APPENDIX AT THE END OF THE PRINTED PRICE BOOK)	85 LB	\$450.00
84219343	Brackets and Harness 12R, 16R 12 R or 16 R without PTO pump, with Pneumatic Down Pressure (Pneumatic Row Clutch for planters equipped with chain drive meters) (SEE NOTE 17 IN THE APPENDIX AT THE END OF THE PRINTED PRICE BOOK)	85 LB	\$450.00
84219341	Brackets and Harness 12R -16R 12 R or 16 R with PTO pump, with or without Pneumatic Down Pressure (Pneumatic Row Clutch for planters equipped with chain drive meters) (SEE NOTE 17 IN THE APPENDIX AT THE END OF THE PRINTED PRICE BOOK)	85 LB	\$450.00
In Cab Pneumatic DP Control			
84319014	In Cab Pnem Control 12-16R FF In cab pneumatic down pressure control kit for 1250/1255 12 and 16 row front fold planters. (SEE NOTE 22 IN THE APPENDIX AT THE END OF THE PRINTED PRICE BOOK)	35 LB	\$1,300.00
84319019	Compressor Direct Drive 1250/1255 Compressor kit (in cab pneumatic control), for all direct drive 1250/1255 front fold planters (no PTO pump) Not required for planters to be equipped with pneumatic AccuRow Control row clutches. (SEE NOTE 22 IN THE APPENDIX AT THE END OF THE PRINTED PRICE BOOK)	55 LB	\$1,200.00
84319021	Compressor PTO Drive 1250/1255 Compressor kit (in cab pneumatic control), for all PTO driven 1250/1255 front fold planters. Not required for planters to be equipped with pneumatic AccuRow control row clutches. (SEE NOTE 22 IN THE APPENDIX AT THE END OF THE PRINTED PRICE BOOK)	55 LB	\$1,200.00
Markers			
84157027	Markers (16RN) Triple fold, automatic alternating markers	1,430 LB	\$7,600.00

**1255 16 ROW FRONT FOLD TRAILING PLANTERS
US PRICE LIST**

(Ex Works - See Standard Equipment)

Granular Chemical Equipment

	84401404	Granular Chem Unit for 2 Rows Not for use with cable drive Includes insecticide hose (84279842) kit. Insecticide applied through closing disk spring guide.	80 LB	\$600.00
	233906A	Front Insecticide Spreader One per row Not for use with cable drive	3 LB	\$50.00
	233907A	Rear Insecticide Spreaders One per row Not for use with cable drive	4 LB	\$50.00
	84279842	Hose, Insecticide One per row Not for use with cable drive	1 LB	\$20.00
	233909A	Herbicide Spreader One per row Not for use with cable drive	4 LB	\$50.00
	233911A	Windshield - Herbicide One per row Not for use with cable drive	1 LB	\$30.00
	233913A	Spring Tooth Incorporator One per row Not for use with cable drive	8 LB	\$85.00
	336295A	Hopper Divider Package One per row - To convert hopper for use with two chemicals, includes additional meter Not for use with cable drive	5 LB	\$125.00
	336296A	Closed Chemical System One per row - Instructions and fittings for lock and load lid. This kit modifies the original gran. Chem. lid from Factory Supplied Attachments 247205A for lock and load. Not for use with cable drive	4 LB	\$140.00

Fertilizer Systems

	87492381	Liquid Fert Pump System Only For 12 R and 16 R. Includes: 19 gpm diaphragm fertilizer pump, pump mounting bracket, pressure gauge, hydraulic drive motor, hydraulic drive control valve, hydraulic hoses, motor and valve mounting hardware, sectional control ball valves (Qty. 2), row unit distribution parts (3/4" hose, tees, mounting brackets), flow meter (5-15 gpm) and control harness. (Does not include plumbing to either the tractor hitch or the rear mounted tow hitch) DOES NOT CONTAIN TANKS. Minimum to maximum flow rates are 5-25 gal./acre @ 6mph.	730 LB	\$6,800.00
--	----------	---	--------	------------

Fertilizer Openers

	84157031	Fert. Coulter Kit (set of 2) Two Case IH single disk fertilizer coulters (frame mounted). Order 6 for 12 R, 8 for 16 R and 12 for 24 R	190 LB	\$2,700.00
	84157033	16 Row Coulter Mounting Kit One kit required per planter, order 1	598 LB	\$1,600.00

Tillage Tools

	233915A	Support Required to mount furrowing disks, furrowing wings, tine tooth, and non-floating residue managers (1 per row). Not required for floating residue managers. Not for use with cable drive.	6 LB	\$70.00
	87730188	Tine Wheel Residue mgrs. (LH) Dual wheel, left hand Not for use with 15" row spacing	32 LB	\$305.00

**1255 16 ROW FRONT FOLD TRAILING PLANTERS
US PRICE LIST**

(Ex Works - See Standard Equipment)

	87730203	Tine Wheel Residue mgrs. (RH) Dual wheel, right hand. Not for use with 15" row spacing	32 LB		\$305.00
	87730189	No-Till Residue mgrs. (LH) Dual wheel, left hand. Not for use with 15" row spacing	32 LB		\$330.00
	87730315	No-Till Residue mgrs. (RH) Dual wheel, right hand. Not for use with 15" row spacing	32 LB		\$330.00
	47630512	Floating Tine-Whl Residue managers with depth band Floating standard tine wheel residue managers, dual wheel (right hand). Floating residue managers cannot be used with Case IH single disk fertilizer openers.(P/N - 84157031) Not for use with 15" row spacing. Order depth bands separately.	70 LB		\$500.00
	47630511	Floating Tine Whl Residue managers with depth band Floating standard tine wheel residue managers, dual wheel (left hand). Floating residue managers cannot be used with Case IH single disk fertilizer openers.(P/N - 84157031) Not for use with 15" row spacing. Order depth bands separately.	70 LB		\$500.00
	47630514	Floating No-Till Residue managers with depth band, dual wheel (right hand) Floating residue managers cannot be used with Case IH single disk fertilizer openers. (P/N - 84157031) Not for use with 15" row spacing. Order depth bands separately.	70 LB		\$525.00
	47630513	Floating No-Till Residue managers with depth band, dual wheel (left hand) Floating residue managers cannot be used with Case IH single disk fertilizer openers. (P/N - 84157031) Not for use with 15" row spacing. Order depth bands separately.	70 LB		\$525.00
	431543A	Row Unit Coulter - 25 Wave Row unit mounted coulter - 25 Wave (includes tillage support) (1 per row) For use on any row spacing. Row mounted coulters cannot be used with Case IH single disk fertilizer openers (P/N-84157031)	35 LB		\$400.00

Hydraulic Pumps

	87735677	1000 RPM Hyd. PTO Pump Kit For use with AFS Pro 600 and AFS Pro 700 displays only. For 12-16 Front Fold Planters (22 gpm). This attachment supplies hydraulic flow to the left side vacuum fan, all seed drive motors (if equipped), and liquid fertilizer (if equipped). With this option only hydraulic flow required from the tractor is for: 1) lift / fold and marker function, 2) bulk fan motor (if equipped). The resulting tractor flow is 17-18 gpm without bulk fill and 27-31 with bulk fill. NOTE: Bulk Fill can be selected to be shut off during planter lift. Flows at couplers 17-18 gpm.	360 LB		\$3,000.00
--	----------	--	--------	--	------------

Additional Attachments

	87405666	PTO Pump Restraint (22 gpm) Pump restraint for Magnum, MX Magnum, Maxxum, PUMA and non-Case IH tractors.	6 LB		\$40.00
	87405668	PTO Pump Restraint (22 gpm) Pump restraint for STX with heavy-duty drawbar 22 gpm pump. For STX and Steiger the heavy-duty drawbar is required.	9 LB		\$75.00

**1255 16 ROW FRONT FOLD TRAILING PLANTERS
US PRICE LIST**

(Ex Works - See Standard Equipment)

	84130146	PTO Pump Restraint Package (22 gpm), for Steiger ('08 model year and after) with heavy-duty drawbar. For STX and Steiger the heavy-duty drawbar is required	9 LB	\$75.00
	84157030	Rear Towing Hitch For 12R and 16R Front Fold Planters	241 LB	\$500.00

Planter Fan Case Drain

	367010A	Motor Case Drain Magnum For 7100, 7200 or 8900 Series Magnum Tractors (SEE NOTES 5, 6 AND 7 IN APPENDIX AT THE END OF THE PRINTED PRICE BOOK)	3 LB	\$100.00
	367011A	Motor Case Drain Steiger For 9100, 9200 or 9300 Series Steiger Tractors (SEE NOTES 5, 6 AND 7 IN APPENDIX AT THE END OF THE PRINTED PRICE BOOK)	3 LB	\$100.00

Tractor Installation Kits

	87652428	Monitor Installation Kit - AFS For use with all brands of tractors. For use with AFS Monitors and color software. Not required if Case IH tractor is already equipped with ISO 11783 Implement Harness option and AFS mounting bracket. ARTICULATED TRACTORS SEE NOTE 8. (SEE NOTES 8,9 AND 10 IN APPENDIX AT THE END OF THE PRINTED PRICE BOOK)	17 LB	\$800.00
--	----------	---	-------	----------

Row Unit-Hvy Duty Bearings

	84221684	Row Unit Std Gauge Wheel LH LH ASM Row Unit with standard gauge wheels and short parallel linkages. (SEE NOTE 19 IN APPENDIX AT END OF PRINTED PRICE BOOK)	320 LB	\$2,200.00
	84221685	Row Unit Std Gauge Wheel RH RH ASM Row Unit with standard gauge wheels and short parallel linkages. (SEE NOTE 19 IN APPENDIX AT END OF PRINTED PRICE BOOK)	320 LB	\$2,200.00
	84221686	Row Unit Narrow GW LH LH ASM Row Unit with narrow gauge wheels and short parallel linkages. (SEE NOTE 19 IN APPENDIX AT END OF PRINTED PRICE BOOK)	320 LB	\$2,225.00
	84221687	Row Unit Narrow GW RH RH ASM Row Unit with narrow gauge wheels and short parallel linkages. (SEE NOTE 19 IN APPENDIX AT END OF PRINTED PRICE BOOK)	320 LB	\$2,225.00
	84221688	Row Unit LH Narrow Ext. Link LH ASM Row Unit with narrow gauge wheels and long parallel linkages. (SEE NOTE 19 IN APPENDIX AT END OF PRINTED PRICE BOOK)	320 LB	\$2,250.00
	84221689	Row Unit RH Narrow Ext. Link RH ASM Row Unit with narrow gauge wheels and long parallel linkages. (SEE NOTE 19 IN APPENDIX AT END OF PRINTED PRICE BOOK)	320 LB	\$2,250.00



**1255 16 ROW FRONT FOLD TRAILING PLANTERS
US PRICE LIST**

(Ex Works - See Standard Equipment)

Fan System

	307962A	Vacuum Fan System ASM Fan System - includes fan components and hydraulics for a planter. This fan will power up to 12 rows, some crops require additional fans.(18 rows for corn or soybeans). (SEE NOTE 20 IN APPENDIX AT END OF PRINTED PRICE BOOK)	240 LB		\$2,900.00
--	---------	---	--------	--	------------

Planter Mtd. Conveyor System

	779177016	Conveyor Mount Kit - 16R Bulk Fill Seed Conveyor Mounting Kit for 16 and 24 Row Front Fold Planters. Shipped Direct from KSI Conveyors Inc. Cissna Park, IL. Warranty and Service Parts must be obtained direct from KSI Conveyors Inc.	540 LB		\$2,000.00
	779179006	Conveyor Hopper Cover Seed Conveyor hopper cover. Shipped Direct from KSI Conveyors Inc. Cissna Park, IL. Warranty and Service Parts must be obtained direct from KSI Conveyors Inc.	10 LB		\$125.00
	779182016	Planter 20 ft. Conveyor 20 ft. cleated belt tube conveyor system (manual control). Includes 8 inch belt with 1-1/4 inch notched cleats in 6 inch tube, hydraulic drive, manual hydraulic valve control from top/bottom of conveyor, spring loaded canvas collapsible hopper, hydraulic hoses, 5 ft. telescoping discharge spout with handle (collapses to 3 in.). 8 GPM at 2000 PSI required for 376 FPM belt speed. Shipped Direct from KSI Conveyors Inc. Cissna Park, IL. Warranty and Service Parts must be obtained direct from KSI Conveyors Inc.	800 LB		\$5,000.00

**1255 24 ROW FRONT FOLD TRAILING PLANTERS
US PRICE LIST**

**(Ex Works - See Standard Equipment)
Standard Equipment**

SEED HOPPERS :

(2) 60 bu. Bulk fill tanks standard
with lighting

Optional one 1.9 bushel hopper
per row

Capacities as follows:

120 bu. Bulk Fill Total
24R on-row hopper 45.6 bu. total

SEED METERING/DELIVERY:

Advanced Seed Meter located on
each row to meter seed from hoppers
to openers. Planter mounted,
hydraulically driven fan pulls seed
to holes in seed disc. SEED DISCS
REQUIRED FOR OPERATION

MONITOR:

Standard AFS Pro-700 Display with
Self-calibrating AccuStat™ Sensors has
the following features:

Rate Alarm, High/Low Population,
Seed Spacing, Row failure, Average
Population, Row Seed Counter, Seed
Rate Bar Graph, Field Acre Counter,
Total Acreage Counter-Seasonal,
Lifetime Area, Ground Speed,
Area/Hour, Vacuum Rate, Vacuum
Control, Bulk Fill Fan Rate, Bulk Fill
Fan Control, Bin Level Indicator,
Liquid Fertilizer Control, Pneumatic
Down Pressure Control, Row Shut-off
control, Mapping and Boundry Control
(additional GPS equipment required),
Rate Recording and Auto Guidance
Compatible, AccuStat™ Capable-
Population, Singulation, Skips, Multiples,
Spacing CV by Row and as Averages
(requires unlock key), (3) Video
Camera Ready

MONITOR: (cont'd)

Optional Early Riser IV with High Rate
Sensor:

Population, monitoring vs. target,
high and low population alarms,
population filter (update rate)
adjustment, two hopper monitors,
alarm cancel feature, speed area
distance mode, seed count mode,
optional feature/setup locks with
password, backlight dimming for full
sunlight/nighttime use adjustable high
volume, internal audible alarm,
Metric/English units, one vacuum input
and/or optional bulk fill fan rpm input
User-definable features include: Planter
population, average population, row
scan, min/max/average row, seed
spacing, seeds per distance, speed
monitoring, three area accumulators
with individual resets, accessory
monitoring with high and low alarms
and area per hour, user-selectable size
and row indicators, bar graph

ROW UNITS (BOLT-ON):

In-cab Pneumatic down pressure,
Standard AccuDrive™, 14 in. (35 cm)
staggered left and right hand double
disk openers with HEAVY-DUTY
SINGLE ROW TRIPLE LIP BEARINGS
and flat scrapers (rotary scraper
available through Parts Division), quick
adjustable staggered covering disks,
6.5 x 12 in. press wheel and 2 quick
adjustable 4 x 16 in. depth equalizing
gauge wheels per row with special
profile tires.

DEPTH CONTROL:

Single handle, infinite settings
0-4.0 in., zero indexed.

**1255 24 ROW FRONT FOLD TRAILING PLANTERS
US PRICE LIST**

**(Ex Works - See Standard Equipment)
Standard Equipment**

FRAME:

Tongue:

8 x 12 in. (20.3 x 30.5 cm) main
frame with a 6 x 10 in.
(15 x 35.6 cm) inner
telescoping tube.

Fold:

Two double acting hydraulic cylinders
to fold each wing together while
the inner telescoping tubes move in
and out with draft tube assistance.

Toolbar:

Three section flex frame with wing flex
of 21° both upward and downward.

DRIVE:

(2) Hydraulic Drive Standard
transmissions plus AccuDrive™ and
AccuRow clutches

Optional Mechanical transmission (136
speed combinations) with tire contact
drives. Half width disconnect via
electric clutch.

HYDRAULIC PUMP:

Standard tractor mounted 22 gpm
1-3/4 PTO pump

CARRYING WHEELS:

Tubeless with sealed precision bearings
Four 11 x 22.5 - Highway truck tires
Service II Tires
Four 11 x 22.5 - Highway truck tires
(on wing frames)

MARKERS:

Standard three section hydraulic
folding marker. 16 in. smooth disk
blade, tension bolt protection,
adjustable disk angle.

HITCH:

2-point hitch with variable position
hitch stand

HYDRAULIC COUPLERS:

Two standard ISO male couplers for
Bulk Fill fan

Two standard ISO male couplers for
variable rate seed drives and
vaccum fan

Two standard ISO male couplers for lift
and fold

One 3/8 in. ISO coupler for fan motor
case drain (See Requirements
for Operation)

TRANSPORT DIMENSIONS:

Transport height with markers
11 ft. 3 in. (3.4 m)

Transport width with markers
11 ft. 11 in. (3.6 m) with standard
tire package

Transport length
(from center of 2-point pins)
43 ft. 6 in. (13.3 m)

MISCELLANEOUS EQUIPMENT:

Enhanced lighting package
SMV emblem

ASSEMBLY:

Planters come fully assembled and
tested from the factory. Factory
Supplied Accessories ordered with
planter will not be assembled.

Requirements for Operation:

REFER TO SEED METER CHART FOR
APPROVED SEED WITH BULK FILL.

Order SEED DISCS from Parts Division
(See Parts Division Supplied Accessories
in back of price list).

**1255 24 ROW FRONT FOLD TRAILING PLANTERS
US PRICE LIST**

**(Ex Works - See Standard Equipment)
Standard Equipment**

Requirements for Operation: (cont'd)

Tractor Installation Kit and Case Drain:

A hydraulic case drain port is required for all 1200 Series planters. A tractor remote or standard motor return cannot be used for this purpose. If tractor is not equipped with a case drain port, consult the Tractor Price List or Parts Book to obtain the necessary case drain kit. If the tractor is equipped with a case drain port and it does not accept the 3/8 in. flush face male coupler supplied with the planter, order appropriate conversion parts from Parts Division (See Parts Division Supplied Accessories).

Tractor Requirements:

SEE TRACTOR/PLANTER
COMPATIBILITY MATRIX.

Required for Optional Direct Drive

Hydraulic System:

On-Row:

3 remotes (1 for lift/fold and markers, 1 for the vacuum fan and one seed drive right side, 1 for one vacuum fan and one seed drive left side). Relief pressure of 2700 PSI minimum with 39-45 gpm flow at couplers

Bulk Fill:

4 remotes (1 for lift/fold and markers, 1 for the vacuum fan and seed drive right side, 1 for vacuum fan and seed drive left side and 1 for bulk fill fan). Relief pressure of 2700 PSI minimum with 49-58 gpm flow at couplers.

Note: Bulk Fill can be selected to be shut off during planter lift. Flows at couplers to 39-45 gpm.

Requirements for Operation: (cont'd)

Required for Standard 22 GPM PTO

Pump Drive System:

On-Row:

2 Remote (1 for lift/fold and markers), 1 for one vacuum fan and one seed drive right side). Relief pressure of 2700 PSI minimum with 29-32 gpm flow at couplers.

Bulk Fill:

3 remotes (1 for lift/fold and markers, 1 for one vacuum fan and one seed drive on right side and 1 for bulk fill fan). Relief pressure of 2700 PSI minimum with 39-45 gpm flow at couplers

Note: Bulk Fill can be selected to be shut off during planter lift. Flows at couplers 29-32 gpm.

0-25 psi case drain port on tractor for fan motor case drain (1/4 in. or 3/8 in. case drain coupler required depending on tractor case drain connection - 3/8 in. is supplied with planter).

Relief pressure valve of 2700 psi minimum

22 GPM PTO pump is standard

Equipment. If the PTO pump is selected, the tractor must have a 1,000 RPM PTO. The PTO coupler supplied with the machine is for a 1-3/4 in. PTO shaft. If the tractor is equipped with a 1-3/8 in. PTO shaft, then order a 1-3/8 in. couple (1958267C1) from the Parts Division.

A third oil cooler is required on the tractor for MX Magnum Series tractors when the direct drive hydraulic Bulk Fill option is ordered on the planter.

**1255 24 ROW FRONT FOLD TRAILING PLANTERS
US PRICE LIST**

**(Ex Works - See Standard Equipment)
Standard Equipment**

Requirements for Operation: (cont'd)

Planter Electrical requirements:

12 Volt electrical system

7 pin connector socket

AFS 9 Pin Connection

(TRACTOR INSTALLATION KIT)

Tractor front end weights or wheel weights or liquid ballast may be required on some tractor models for road transport of planter and 3 point hitch is also required.

Tractor vertical load requirements:

13,800 lbs. with 2-point hitch

Electronic service tools required for dealer service.

AFS Software

(please read all steps before beginning)

To Order AFS Software for Customers who have requested a current version, do the following:

1. Log into the CNH Precision Farming Store found on the dealer portal
2. Select the CNH Information Management tab
3. Click on Office Software
4. Copy the Link for AFS Software and paste into an email to your customer who is requesting this software Note: Using this link the customer will be able to download and install the current full version of AFS Software.
5. Order part number 88500-20-10 (AFS Mapping and Records unlock) from your parts counter. Your customer will receive an unlock code to enter into the software he downloaded from the link you provided. Note: Dealer may want to order and receive the unlock prior to sending the customer the link in step 4. That way the customer has both the software link and his unlock code in one email from the dealer.

EX WORKS:

Wholegoods

(Ex Works Saskatoon, SK)

(Freight Equalized East Moline, IL)

Factory Supplied Attachments

(Ex Works Saskatoon, SK)

unless otherwise noted



**1255 24 ROW FRONT FOLD TRAILING PLANTERS
US PRICE LIST**

(Ex Works - See Standard Equipment)

Models

COMMERCIAL MODEL	WORKING WIDTH	SPACING	HITCH	Weight	List Price
ER 1255 PLANTER	24 Rows	30 in.	2 Point Hitch	12,000 LB	\$217,000.00
ER 1255 PLANTER	24 Rows	30 in.	Drawbar Hitch	12,000 LB	\$223,000.00

Factory Supplied Options

Order Code	Description	Weight	List Price
REMOTE SECTION CONTROLS			
SD_N6101 REMOTE SECTION CONTROL			
449117	AFS Control with AccuStat Sensors		No Charge
SEED METERING			
SD_P8404 SEED METERING			
Hydraulic Drive			
449159	Meter w/ru cable drive w/clutc		No Charge
449158	Meter w/ru cable drive w/o clu		(\$10,500.00)
449157	Meter w/ru chain drive		(\$16,000.00)
Mechanical Drive			
449284	Mtr w/ru chain drv mech trans Meter w/ru chain drive mech transmission		(\$16,000.00)
FEEDING SYSTEM			
SD_P6001 FEEDING SYSTEM			
449149	Bulk Fill - no scales		No Charge
789413	On row hopper		(\$17,000.00)

**1255 24 ROW FRONT FOLD TRAILING PLANTERS
US PRICE LIST**

(Ex Works - See Standard Equipment)

DRIVES

SD 03015 DRIVES

AFS w/Hyd Drive w/Bulk Fill					
	449134	Aux PTO 22 gpm - AFS Hyd Drive AFS Hydraulic drive w/bulk fill			No Charge
	449129	AFS Hyd DDrive w/Bulk Fill AFS Hydraulic direct drive w/bulk fill			(\$2,500.00)
AFS w/Hyd Drive w/Hopper					
	449132	Aux PTO 22 gpm -AFS Hyd Drive AFS Hydraulic drive w/hopper			No Charge
	449287	AFS Hyd Drive w/Hopper AFS Hydraulic direct drive w/hopper			(\$2,500.00)
AFS w/Mech Drive w/Bulk Fill					
	449133	Aux PTO 22 gpm - AFS Mech Dr AFS Mechanical drive w/bulk fill			(\$3,000.00)
	449128	AFS Mech Drive w/ Bulk Fill AFS Mechanical direct drive w/bulk fill			(\$5,500.00)
AFS w/Mech Drive w/Hopper					
	449131	Aux PTO 22 gpm -AFS Mech Dr AFS Mechanical drive w/hopper			(\$3,400.00)
	449127	AFS Mech Drive w/Hopper AFS Mechanical direct drive w/hopper			(\$5,900.00)

ROW UNIT

SD 16029 GAUGE WHEELS

	449144	Row Unit - std gauge wheel			No Charge
	449145	Row Unit- narrow gauge wheel			\$600.00

SD P9707 DOWN PRESSURE

	449152	In-Cab Pneumatic down pressure			No Charge
	449150	Spring down pressure			(\$1,900.00)

SEED TUBES

SD P8701 SEED TUBE

	789049	Seed tubes AccuStat Seed Sensors for use with AFS Pro 700 display.			No Charge
--	--------	--	--	--	-----------

**1255 24 ROW FRONT FOLD TRAILING PLANTERS
US PRICE LIST**

(Ex Works - See Standard Equipment)

HITCH

SD 41023 REAR HITCH

	X41023X	No rear hitch		(\$500.00)
	424335	Rear towing hitch		No Charge

MARKERS

SD P9201 MARKERS

	789008	Row markers Triple-fold automatic alternating markers		No Charge
	789407	No Markers with weight bracket Weight brackets only. When operating this planter without markers, eight 100 lb. weights must be added - 4 per wing - to replace the weight lost due to marker removal. Order qty. 8 - Standard Case IH suitcase weights through Parts Division, p/n 405846A3.		(\$8,100.00)

SEED MONITOR SYSTEMS

SD 25016 MONITOR

AFS

	422539	AFS Pro 700 Display To view the AccuStat™ data an UNLOCK passcode is required. Order through Parts Division (p/n 47464425). This activation passcode unlocks the AccuStat™ function.		No Charge
	X25016X	No Monitor		(\$4,900.00)

CHEMICAL APPLICATION

SD P7401 CHEMICAL APPLICATION

	XP7401X	No granular chemical system		No Charge
	789010	Granular chemical system Not for use with cable drive. Includes basic unit for insecticide - 70 lb. capacity injection molded hopper of high density polyethylene, in furrow hose and drive package. Granular chemical mounting supports for Smart Box™ System are available through Parts Division p/n 86990636. Granular chemical bin level sensor is available through Parts Division p/n 404197A1 - 2 are required.		\$7,200.00

**1255 24 ROW FRONT FOLD TRAILING PLANTERS
US PRICE LIST**

(Ex Works - See Standard Equipment)

FERTILIZER

SD_P9801 FERTILIZER

	XP9801X	No selection		No Charge
	449323	Fertilizer w/tank w/bulk fill 400 gal. Fertilizer tank with Bulk Fill		\$13,600.00
	789036	Liquid fertilizer system For On Row Hopper. Includes one tank (400 gallons for 12 row, 600 gallons for 16 and 24 row), mounting brackets, diaphragm pump and drive/distribution parts. Maximum flow rates are 5-25 gal./acre @ 6 mph. Liquid fertilizer cannot be used in conjunction with the Early Riser IV monitor. Liquid fertilizer REQUIRES the use of AFS Pro 600 or AFS Pro 700 Display.		\$14,600.00

FERTILIZER OPENERS

SD_P5302 FERTILIZER OPENER

	XP5302X	No Selection		No Charge
	449162	Fert. base for In-Row delivery Components to head bracket		\$2,400.00
	424341	Case IH single disk coulters Frame mounted Fertilizer Openers. Not compatible with row mounted coulters or any of the floating residue manager options.		\$32,400.00

TILLAGE TOOLS

SD_P5306 TILLAGE TOOLS

	XP5306X	No Selection		No Charge
	789026	Row unit mtd coulters -25 wave Row Mounted Coulters cannot be used with Case IH single disk fertilizer openers.		\$9,600.00
Non-Floating Residue Managers				
	789024	Tine wheel residue managers dual wheel		\$9,000.00
	789073	No-till residue managers dual wheel		\$9,600.00
Floating Residue Managers				
	760014	Float tinewhl residue mgr w/db with depth band, dual wheel Floating residue managers cannot be used with Case IH single disk fertilizer openers.		\$12,000.00

**1255 24 ROW FRONT FOLD TRAILING PLANTERS
US PRICE LIST**

(Ex Works - See Standard Equipment)

		760015	Float NT residue mgr w/debd with depth band, dual wheel Floating residue managers cannot be used with Case IH single disk fertilizer openers.		\$12,600.00
--	--	--------	--	--	-------------

OPERATOR'S MANUAL

SD 29046 MARKET

AFS					
		449282	AFS North American English		No Charge
		449283	AFS French Canadian		No Charge

**1255 24 ROW FRONT FOLD TRAILING PLANTERS
US PRICE LIST**

**(Ex Works - See Standard Equipment)
Factory Supplied Attachments**

Order Code	Description	Weight	List Price
Bulk Fill Weigh Scales			
84385979	Package, Bulk Fill Weigh Scales	30 LB	\$3,900.00
84385980	Package, Bulk Fill Scales Mount for 1255	50 LB	\$800.00
AFS AccuRow Control			
47414118	Kit, Single Row Electrical CL Center Converts planters over 20 rows to individual row shut off.	5 LB	\$890.00
84134494	AccuRow Control Package 24R (SEE NOTE 17 IN THE APPENDIX AT THE END OF THE PRINTED PRICE BOOK)	738 LB	\$11,000.00
84219347	Brackets and Harness 24R 24R with PTO pump, with or without Pneumatic Down Pressure (SEE NOTE 17 IN THE APPENDIX AT THE END OF THE PRINTED PRICE BOOK)	85 LB	\$610.00
84219345	Brackets and Harness 24R 24R without PTO pump, without Pneumatic Down Pressure (SEE NOTE 17 IN THE APPENDIX AT THE END OF THE PRINTED PRICE BOOK)	85 LB	\$610.00
84219346	Brackets and Harness 24R 24R without PTO pump, with Pneumatic Down Pressure (SEE NOTE 17 IN THE APPENDIX AT THE END OF THE PRINTED PRICE BOOK)	85 LB	\$610.00
In Cab Pneumatic DP Control			
84319015	In Cab Pneum Control 24R FF In cab pneumatic down pressure kit for 1250 24 row front fold planters. (SEE NOTE 22 IN THE APPENDIX AT THE END OF THE PRINTED PRICE BOOK)	45 LB	\$1,600.00
84319019	Compressor Direct Drive 1250/1255 Compressor kit (in cab pneumatic control), for all direct drive 1250/1255 front fold planters (no PTO pump) Not required for planters to be equipped with pneumatic AccuRow Control row clutches. (SEE NOTE 22 IN THE APPENDIX AT THE END OF THE PRINTED PRICE BOOK)	55 LB	\$1,200.00
84319021	Compressor PTO Drive 1250/1255 Compressor kit (in cab pneumatic control), for all PTO driven 1250/1255 front fold planters. Not required for planters to be equipped with pneumatic AccuRow control row clutches. (SEE NOTE 22 IN THE APPENDIX AT THE END OF THE PRINTED PRICE BOOK)	55 LB	\$1,200.00
Markers			
47496098	Markers (24RN) For 1255 Planters only	1,430 LB	\$8,100.00

**1255 24 ROW FRONT FOLD TRAILING PLANTERS
US PRICE LIST**

(Ex Works - See Standard Equipment)

Granular Chemical Equipment

	84401404	Granular Chem Unit for 2 Rows Not for use with cable drive Includes insecticide hose (84279842) kit. Insecticide applied through closing disk spring guide.	80 LB	\$600.00
	233906A	Front Insecticide Spreader One per row Not for use with cable drive	3 LB	\$50.00
	233907A	Rear Insecticide Spreaders One per row Not for use with cable drive	4 LB	\$50.00
	84279842	Hose, Insecticide One per row Not for use with cable drive	1 LB	\$20.00
	233909A	Herbicide Spreader One per row Not for use with cable drive	4 LB	\$50.00
	233911A	Windshield - Herbicide One per row Not for use with cable drive	1 LB	\$30.00
	233913A	Spring Tooth Incorporator One per row Not for use with cable drive	8 LB	\$85.00
	336295A	Hopper Divider Package One per row - To convert hopper for use with two chemicals, includes additional meter Not for use with cable drive	5 LB	\$125.00
	336296A	Closed Chemical System One per row - Instructions and fittings for lock and load lid. This kit modifies the original gran. Chem. lid from Factory Supplied Attachments 247205A for lock and load. Not for use with cable drive	4 LB	\$140.00

Fertilizer Systems

	87471256	Liquid Fert Pump System Only For 24 R, includes: 30 gpm diaphragm fertilizer pump, pump mounting bracket, pressure gauge, hydraulic drive motor, hydraulic drive control valve, hydraulic hoses, motor and valve mounting hardware, sectional control ball valves (Qty. 2), row unit distribution parts (3/4" hose, tees, mounting brackets), flow meter (1-60 gpm) and control harness. (Does not include plumbing to either the tractor hitch or the rear mounted tow hitch) DOES NOT CONTAIN TANKS. Minimum to maximum flow rates are 5-25 gal./acre @ 6mph. SEE NOTE 18 IN THE APPENDIX AT THE END OF THE PRINTED PRICE BOOK)	738 LB	\$10,800.00
--	----------	---	--------	-------------

Fertilizer Openers

	84157031	Fert. Coulter Kit (set of 2) Two Case IH single disk fertilizer coulters (frame mounted). Order 6 for 12 R, 8 for 16 R and 12 for 24 R	190 LB	\$2,700.00
	84157034	24 Row coulter mounting kit One kit required per planter, order 1	598 LB	\$2,400.00

Tillage Tools

	233915A	Support Required to mount furrowing disks, furrowing wings, tine tooth, and non-floating residue managers (1 per row). Not required for floating residue managers. Not for use with cable drive.	6 LB	\$70.00
--	---------	--	------	---------

**1255 24 ROW FRONT FOLD TRAILING PLANTERS
US PRICE LIST**

(Ex Works - See Standard Equipment)

	87730188	Tine Wheel Residue mgrs. (LH) Dual wheel, left hand Not for use with 15" row spacing	32 LB		\$305.00
	87730203	Tine Wheel Residue mgrs. (RH) Dual wheel, right hand. Not for use with 15" row spacing	32 LB		\$305.00
	87730189	No-Till Residue mgrs. (LH) Dual wheel, left hand. Not for use with 15" row spacing	32 LB		\$330.00
	87730315	No-Till Residue mgrs. (RH) Dual wheel, right hand. Not for use with 15" row spacing	32 LB		\$330.00
	47630512	Floating Tine-Whl Residue managers with depth band Floating standard tine wheel residue managers, dual wheel (right hand). Floating residue managers cannot be used with Case IH single disk fertilizer openers.(P/N - 84157031) Not for use with 15" row spacing. Order depth bands separately.	70 LB		\$500.00
	47630511	Floating Tine Whl Residue managers with depth band Floating standard tine wheel residue managers, dual wheel (left hand). Floating residue managers cannot be used with Case IH single disk fertilizer openers.(P/N - 84157031) Not for use with 15" row spacing. Order depth bands separately.	70 LB		\$500.00
	47630514	Floating No-Till Residue managers with depth band, dual wheel (right hand) Floating residue managers cannot be used with Case IH single disk fertilizer openers. (P/N - 84157031) Not for use with 15" row spacing. Order depth bands separately.	70 LB		\$525.00
	47630513	Floating No-Till Residue managers with depth band, dual wheel (left hand) Floating residue managers cannot be used with Case IH single disk fertilizer openers. (P/N - 84157031) Not for use with 15" row spacing. Order depth bands separately.	70 LB		\$525.00
	431543A	Row Unit Coulter - 25 Wave Row unit mounted coulter - 25 Wave (includes tillage support) (1 per row) For use on any row spacing. Row mounted coulters cannot be used with Case IH single disk fertilizer openers (P/N-84157031)	35 LB		\$400.00

Hydraulic Pumps

	87569855	1000 RPM Hyd PTO Pump Kit For 24R Front Fold Planters (22 gpm). This attachment supplies hydraulic flow to the left side vacuum fan, seed drive motor (if equipped), and liquid fertilizer. With this option only hydraulic flow required from the tractor is for: 1)lift / fold and marker function, 2) right side vacuum fan and seed drive motor (if equipped), 3) bulk fan motor (if equipped). The resulting tractor flow is 29-32 gpm without bulk fill and 39-45 with bulk fill. NOTE: Bulk Fill can be selected to be shut off during planter lift. Flows at couplers 29-32 gpm.	345 LB		\$3,000.00
--	----------	---	--------	--	------------

Additional Attachments

	87405666	PTO Pump Restraint (22 gpm) Pump restraint for Magnum, MX Magnum, Maxxum, PUMA and non-Case IH tractors.	6 LB		\$40.00
--	----------	--	------	--	---------

**1255 24 ROW FRONT FOLD TRAILING PLANTERS
US PRICE LIST**

(Ex Works - See Standard Equipment)

	87405668	PTO Pump Restraint (22 gpm) Pump restraint for STX with heavy-duty drawbar 22 gpm pump. For STX and Steiger the heavy-duty drawbar is required.	9 LB	\$75.00
	84130146	PTO Pump Restraint Package (22 gpm), for Steiger ('08 model year and after) with heavy-duty drawbar. For STX and Steiger the heavy-duty drawbar is required	9 LB	\$75.00
	84157029	Rear towing hitch For 24R Front Fold Planters	16 LB	\$500.00

Planter Fan Case Drain

	367010A	Motor Case Drain Magnum For 7100, 7200 or 8900 Series Magnum Tractors (SEE NOTES 5, 6 AND 7 IN APPENDIX AT THE END OF THE PRINTED PRICE BOOK)	3 LB	\$100.00
	367011A	Motor Case Drain Steiger For 9100, 9200 or 9300 Series Steiger Tractors (SEE NOTES 5, 6 AND 7 IN APPENDIX AT THE END OF THE PRINTED PRICE BOOK)	3 LB	\$100.00

Tractor Installation Kits

	87652428	Monitor Installation Kit - AFS For use with all brands of tractors. For use with AFS Monitors and color software. Not required if Case IH tractor is already equipped with ISO 11783 Implement Harness option and AFS mounting bracket. ARTICULATED TRACTORS SEE NOTE 8. (SEE NOTES 8,9 AND 10 IN APPENDIX AT THE END OF THE PRINTED PRICE BOOK)	17 LB	\$800.00
--	----------	---	-------	----------

Row Unit-Hvy Duty Bearings

	84221684	Row Unit Std Gauge Wheel LH LH ASM Row Unit with standard gauge wheels and short parallel linkages. (SEE NOTE 19 IN APPENDIX AT END OF PRINTED PRICE BOOK)	320 LB	\$2,200.00
	84221685	Row Unit Std Gauge Wheel RH RH ASM Row Unit with standard gauge wheels and short parallel linkages. (SEE NOTE 19 IN APPENDIX AT END OF PRINTED PRICE BOOK)	320 LB	\$2,200.00
	84221686	Row Unit Narrow GW LH LH ASM Row Unit with narrow gauge wheels and short parallel linkages. (SEE NOTE 19 IN APPENDIX AT END OF PRINTED PRICE BOOK)	320 LB	\$2,225.00
	84221687	Row Unit Narrow GW RH RH ASM Row Unit with narrow gauge wheels and short parallel linkages. (SEE NOTE 19 IN APPENDIX AT END OF PRINTED PRICE BOOK)	320 LB	\$2,225.00
	84221688	Row Unit LH Narrow Ext. Link LH ASM Row Unit with narrow gauge wheels and long parallel linkages. (SEE NOTE 19 IN APPENDIX AT END OF PRINTED PRICE BOOK)	320 LB	\$2,250.00
	84221689	Row Unit RH Narrow Ext. Link RH ASM Row Unit with narrow gauge wheels and long parallel linkages. (SEE NOTE 19 IN APPENDIX AT END OF PRINTED PRICE BOOK)	320 LB	\$2,250.00

**1255 24 ROW FRONT FOLD TRAILING PLANTERS
US PRICE LIST**

(Ex Works - See Standard Equipment)

Fan System

	307962A	Vacuum Fan System ASM Fan System - includes fan components and hydraulics for a planter. This fan will power up to 12 rows, some crops require additional fans.(18 rows for corn or soybeans). (SEE NOTE 20 IN APPENDIX AT END OF PRINTED PRICE BOOK)	240 LB		\$2,900.00
--	---------	---	--------	--	------------

Planter Mtd. Conveyor System

	779177026	Conveyor Mount Kit - 24R Bulk Fill Seed Conveyor Mounting Kit for 16 and 24 Row Front Fold Planters. Shipped Direct from KSI Conveyors Inc. Cissna Park, IL. Warranty and Service Parts must be obtained direct from KSI Conveyors Inc.	540 LB		\$2,000.00
	779179006	Conveyor Hopper Cover Seed Conveyor hopper cover. Shipped Direct from KSI Conveyors Inc. Cissna Park, IL. Warranty and Service Parts must be obtained direct from KSI Conveyors Inc.	10 LB		\$125.00
	779182016	Planter 20 ft. Conveyor 20 ft. cleated belt tube conveyor system (manual control). Includes 8 inch belt with 1-1/4 inch notched cleats in 6 inch tube, hydraulic drive, manual hydraulic valve control from top/bottom of conveyor, spring loaded canvas collapsible hopper, hydraulic hoses, 5 ft. telescoping discharge spout with handle (collapses to 3 in.). 8 GPM at 2000 PSI required for 376 FPM belt speed. Shipped Direct from KSI Conveyors Inc. Cissna Park, IL. Warranty and Service Parts must be obtained direct from KSI Conveyors Inc.	800 LB		\$5,000.00

**EARLY RISER® 1265 36R20 PLANTERS
US PRICE LIST**

**(Ex Works - See Standard Equipment)
Standard Equipment**

BULK SEED HOPPERS:

Two seed tanks, 60 bushel each
(120 bu. Total) with lighting
Nurse distribution to a one gallon
capacity mini-hopper at each row.

SEED METERING/DELIVERY:

Advanced Seed Meter located on each
row to meter seed from hoppers to
openers. Planter mounted, hydraulically
driven fan pulls seed to holes in
seed disc. SEED DISCS REQUIRED
FOR OPERATION

MONITOR/CONTROL SYSTEM:

Standard AFS Pro-700 Display with
Self-calibrating AccuStat™ Sensors
has the following features:
Rate Alarm, High/Low Population,
Seed Spacing, Row failure, Average
Population, Row Seed Counter, Seed
Rate Bar Graph, Field Acre Counter,
Total Acreage Counter-Seasonal,
Lifetime Area, Ground Speed,
Area/Hour, Vacuum Rate, Vacuum
Control, Bulk Fill Fan Rate, Bulk
Fill Fan Control, Bin Level Indicator,
Steerable Axle Control (1260/1265),
Liquid Fertilizer Control, Pneumatic
Down Pressure Control, Row Shut-off
control, Mapping and Boundary Control
(additional GPS equipment required),
Rate Recording and Auto Guidance
Compatible, AccuStat™ Capable
Population, Singulation, Skips,
Multiples, Spacing CV by Row and
as Averages (requires unlock key),
(3) Video Camera Ready

System must be used with AFS
PRO 700 display. The AFS tractor
installation kits are not standard
equipment.

ROW UNITS (BOLT-ON):

Standard In-cab Pneumatic down
Pressure, Standard AccuDrive™ and
AccuRow clutches 14 in. (35 cm)
staggered left and right hand double
disk openers with HEAVY-DUTY
SINGLE ROW TRIPLE LIP BEARINGS
and flat scrapers (rotary scraper
available from Parts Division), quick
adjustable staggered covering disks,
6.5 x 12 in. press wheel and 2 quick
adjustable 4 x 16 in. depth equalizing
gauge wheels per row with special
profile tires.

DEPTH CONTROL:

Single handle, infinite settings
0-4.0 in., zero indexed.

DRIVE:

Hydraulic seed drive with two section
control plus AccuDrive™ and AccuRow
Clutches: 36R20 = 18-18 rows

HYDRAULIC PTO PUMP:

Standard planter mounted 40 gpm
PTO pump with 1-3/4 drive shaft

CARRYING WHEEL TIRES:

Four tubeless 455/55R-22.5 - HD Axles
Wing Wheel Tires: Four tubeless
18L x 16.1 tires (on wing frames)

FRAME:

Hitch:
8 x 16 in (20.32 x 40.64 cm) main
hitch frame with a 6 x 14 in.
(15.24 x 35.56 cm) inner
telescoping tube.
12 x 12 in. (30.48 x 30.48 cm)
main toolbar frame

**EARLY RISER® 1265 36R20 PLANTERS
US PRICE LIST**

**(Ex Works - See Standard Equipment)
Standard Equipment**

FRAME: (cont'd)

Fold:

Four double acting hydraulic cylinders to fold wings and draft tubes together. Inner telescoping hitch moves in and out by the draft tubes.

Toolbar:

Three section flex frame with wing flex of 15° both upward and downward.

MARKERS:

Four section hydraulic folding marker. 16 in. smooth disk blade with depth band, outer section tension bolt breakaway protection, adjustable disk angle and casting gauge wheel.

HITCH:

Hydraulic parallel link drawbar hitch with variable position hitch point.

HYDRAULIC COUPLERS:

Two standard 1/2 in. ISO male couplers for Bulk Fill fan
Four standard 1/2 in. ISO male couplers for variable rate seed drives and vacuum fan
Two standard 1/2 in. ISO male couplers for lift and fold
Two standard 1/2 in. ISO male couplers for hydraulic hitch
One 3/8 in. ISO coupler for fan motor case drain (See requirements for operation)

TRANSPORT DIMENSIONS:

Transport height with markers
11 ft. 11 in. (3.63 m)
Transport width with markers
17 ft. 2 in. (5.23 m)
Transport length
46 ft. 7 in. (14.2 m)

MISCELLANEOUS EQUIPMENT:

Enhanced lighting package
SMV emblem

ASSEMBLY:

Planters come fully assembled and tested from the factory, except for row unit press wheels on wings and sub bar row unit extensions. Factory Supplied Accessories ordered with planter will not be assembled.

Requirements for Operation:

REFER TO SEED METER CHART FOR APPROVED SEED WITH BULK FILL.
Order SEED DISCS from Parts Division. (See Parts Division Supplied Accessories at back of price list.)

Tractor Installation Kit and Case Drain:

A hydraulic case drain port is required for all 1200 Series planters. A tractor remote or standard motor return cannot be used for this purpose. If tractor is not equipped with a case drain port, consult the Tractor Price List or Parts Book to obtain the necessary case drain kit. If the tractor is equipped with a case drain port and it does not accept the 3/8 in. flush face male coupler supplied with the planter, order appropriate conversion parts from Parts Division (See Parts Division Supplied Accessories).

Tractor Requirements:

SEE TRACTOR/PLANTER COMPATIBILITY MATRIX.

Tractor PTO Hp recommended
275 hp and greater.

**EARLY RISER® 1265 36R20 PLANTERS
US PRICE LIST**

**(Ex Works - See Standard Equipment)
Standard Equipment**

Requirements for Operation: (cont'd)

Required for optional Direct

Drive System:

5 remotes (1 for lift/fold and markers,
2 for the vacuum fan and two seed
drive motors, and 1 for Bulk Fill fan,
1 for hydraulic hitch).

Relief pressure of 2700 PSI minimum
with 69 gpm flow at couplers.

Note: Bulk Fill can be shut off through
the AFS display during planter lift,
thus reducing hydraulic demand.

Required for standard 40 gpm PTO

Drive System:

3 remotes (1 for lift/fold and markers,
1 for hydraulic hitch, and 1 for seed
drive and vacuum fan).

Relief pressure of 2700 PSI minimum
with 34 gpm flow at couplers.

0-25 psi case drain port on tractor
for fan motor case drain (1/4 in. or
3/8 in. case drain coupler required
depending on tractor case drain
connection - 3/8 in. is supplied
with planter).

If the standard PTO pump is selected,
the tractor must have a 1,000 RPM
PTO. The PTO coupler supplied with
the planter is for a 1-3/4 in. PTO shaft.

Planter Electrical requirements:

12 Volt electrical system
7 pin lighting connector socket
AFS 9 Pin Connection
(TRACTOR INSTALLATION KIT)

Tractor front end weights or wheel
weights or liquid ballast may be
required on some tractor models
for road transport of planter.
Towing vehicle weight should be
1-1/2 times planter weight.

Requirements for Operation: (cont'd)

Tractor vertical load requirements:

3,020 lbs. on drawbar (empty)

Electronic service tools required
for dealer service.

AFS Software

(please read all steps before beginning)

To Order AFS Software for Customers

who have requested a current version,
do the following:

1. Log into the CNH Precision Farming
Store found on the dealer portal
2. Select the CNH Information
Management tab
3. Click on Office Software
4. Copy the Link for AFS Software and
paste into an email to your
customer who is requesting this
software Note: Using this link the
customer will be able to download
and install the current full version
of AFS Software.
5. Order part number 88500-20-10
(AFS Mapping and Records unlock)
from your parts counter. Your
customer will receive an unlock
code to enter into the software he
downloaded from the link you
provided. Note: Dealer may want
to order and receive the unlock
prior to sending the customer the 1
link in step 4. That way the
customer has both the software link
and his unlock code in one email
from the dealer.

EX WORKS:

Wholegoods

(Ex Works Saskatoon, SK)

(Freight Equalized East Moline, IL)

Factory Supplied Attachments

(Ex Works Saskatoon, SK)

unless otherwise noted



**EARLY RISER® 1265 36R20 PLANTERS
US PRICE LIST**

(Ex Works - See Standard Equipment)

Models

COMMERCIAL MODEL	WORKING WIDTH	SPACING	Weight	List Price
1265 PLANTER	36 Rows	20 in.	12,000 LB	\$273,000.00

Factory Supplied Options

Order Code	Description	Weight	List Price
SEED METERING			
SD_P8404 SEED METERING			
	449159 Meter w/ru cable drive w/clutc		No Charge
	449157 Meter w/ru chain drive		(\$23,000.00)
	449158 Meter w/ru cable drive w/o clu		(\$15,000.00)
FEEDING SYSTEM			
SD_P6001 FEEDING SYSTEM			
	449149 Bulk Fill - no scales		No Charge
	789414 Bulk Fill with scales Includes two 60 bushel medium density polyethylene seed tanks, fiberglass reinforced polypropylene mini-hoppers (1 per row), two bin level sensors, seed delivery system, tank support frame and blower. Refer to SEED METER CHART for approved seed with Bulk Fill.		\$4,700.00
DRIVES			
SD_03015 DRIVES			
	449125 PTO Drive - 40 gpm		No Charge
	449121 Direct Drive with Bulk Fill		(\$4,900.00)

**EARLY RISER® 1265 36R20 PLANTERS
US PRICE LIST**

(Ex Works - See Standard Equipment)

LIST ASSIST/FLOTATION

SD_16082 CARRIER

	449139	HD carrier w/HF wheel		No Charge
	449140	Steer carrier w/HF wheel		\$10,000.00

ROW UNIT

SD_P9707 DOWN PRESSURE

	449152	In-Cab Pneumatic down pressure		No Charge
	449150	Spring down pressure		(\$2,500.00)

MARKERS

SD_P9201 MARKERS

	789008	Row markers Low profile four section hydraulic folding - automatic alternating		No Charge
	789407	No Markers with weight bracket Weight brackets only. When operating this planter without markers, eight 100 lb. weights must be added - 4 per wing - to replace the weight lost due to marker removal. Order qty. 8 - Standard Case IH suitcase weights through Parts Division, p/n 405846A3.		(\$9,000.00)
	449156	No Markers		(\$9,400.00)

SEED MONITOR SYSTEMS

SD_25016 MONITOR

	422539	AFS Pro 700 Display To view the AccuStat™ data an UNLOCK passcode is required. Order through Parts Division (p/n 47464425). This activation passcode unlocks the AccuStat™ function.		No Charge
	X25016X	No Monitor		(\$4,900.00)

CHEMICAL APPLICATION

SD_P7401 CHEMICAL APPLICATION

	XP7401X	No granular chemical system		No Charge
--	---------	-----------------------------	--	-----------

**EARLY RISER® 1265 36R20 PLANTERS
US PRICE LIST**

(Ex Works - See Standard Equipment)

	789010	Granular chemical system Not for use with cable drive. Includes basic unit for insecticide - 70 lb. capacity injection molded hopper of high density polyethylene, in furrow hose and drive package. Granular chemical mounting supports for Smart Box™ System are available through Parts Division p/n 86990636. Granular chemical Bin Level Sensor is available through Parts Division p/n 404197A1 - 2 are required.		\$10,800.00
--	--------	--	--	-------------

FERTILIZER

SD_P9801 FERTILIZER

	XP9801X	No selection		No Charge
	789052	Liquid fert pump system only Includes diaphragm pump, pump mounting brackets and drive/distribution parts to the row unit checks. DOES NOT CONTAIN TANKS OR PLUMBING TO TRACTOR HITCH - SEE FACTORY SUPPLIED ATTACHMENTS SECTION FOR TANK OPTIONS Minimum to maximum flow rates are 5-25 gal/acre @ 6 mph.		\$14,000.00
	789036	Liquid fertilizer system For in-furrow applications. Includes one 600 gallon/2271 liter tank, mounting brackets, diaphragm pump, row section controllers and drive/distribution parts to row unit checks. Rear fill access. Maximum flow rates are 5-20 gal./acre @ 6 mph. This system requires optional Heavy-duty Axle or Steerable Axle, both with high flotation tires. Row unit delivery		\$16,000.00

FERTILIZER OPENERS

SD_P5302 FERTILIZER OPENER

	XP5302X	No Selection		No Charge
	449162	Fert. base for In-Row delivery		\$3,600.00

TILLAGE TOOLS

SD_P5306 TILLAGE TOOLS

	XP5306X	No Selection		No Charge
	760017	Nar float NT residue mgr w/dbd Narrow floating no-till residue managers with depth band, dual wheel		\$18,900.00
	760016	Nar float residue mgr w/depbd Narrow floating wheel residue managers with depth band, dual wheel		\$18,000.00

**EARLY RISER® 1265 36R20 PLANTERS
US PRICE LIST**

(Ex Works - See Standard Equipment)

	789073	No-till residue managers dual wheel		\$14,400.00
	789024	Tine wheel residue managers dual wheel		\$13,500.00
	789026	Row unit mtd coulters -25 wave		\$14,400.00

OPERATOR'S MANUAL

SD 29046 MARKET

	449282	AFS North American English		No Charge
	449283	AFS French Canadian		No Charge

**EARLY RISER® 1265 36R20 PLANTERS
US PRICE LIST**

(Ex Works - See Standard Equipment)
Factory Supplied Attachments

Order Code	Description	Weight	List Price
Bulk Fill Weigh Scales			
84385979	Package, Bulk Fill Weigh Scales	30 LB	\$3,900.00
84385981	Package, Bulk Fill Scales Mount for 1265	50 LB	\$800.00
AFS AccuRow Control			
47414118	Kit, Single Row Electrical CL Center Converts planters over 20 rows to individual row shut off.	5 LB	\$890.00
84134497	AccuRow Control Package 36R Includes one clutch per row and Case IH ECU electronics (SEE NOTE 17 IN THE APPENDIX AT THE END OF THE PRINTED PRICE BOOK)		\$16,500.00
84176096	Completing Package 36R20/22 in AccuRow completing package for planters WITHOUT Pneumatic Down Pressure. Includes air compressor, two air tanks, air valves, tubing, mounting brackets, hardware, power harness and sensors. (SEE NOTE 17 IN THE APPENDIX AT THE END OF THE PRINTED PRICE BOOK)		\$1,700.00
84176095	Completing Package 36R20-22 in AccuRow completing package for planters WITH Pneumatic Down Pressure. Includes mounting brackets, hardware and power harness. (SEE NOTE 17 IN THE APPENDIX AT END OF THE PRINTED PRICE BOOK)		\$975.00
84170859	Compressor Extension Harness For articulated 4WD tractors (SEE NOTE 17 IN APPENDIX AT THE END OF PRINTED PRICE BOOK)	13 LB	\$70.00
Markers			
47495690	Markers (36R20) 60-Ft marker package, Low profile four section hydraulic folding - Automatic alternating	2,397 LB	\$11,000.00
Granular Chemical Equipment			
84401404	Granular Chem Unit for 2 Rows Includes insecticide hose (84279842) kit. Insecticide applied through closing disk spring guide.	80 LB	\$600.00
233906A	Front Insecticide Spreader One per row	3 LB	\$50.00
233907A	Rear Insecticide Spreaders One per row	4 LB	\$50.00
84279842	Hose, Insecticide One per row	1 LB	\$20.00
233909A	Herbicide Spreader One per row	4 LB	\$50.00
233911A	Windshield - Herbicide One per row	1 LB	\$30.00
233913A	Spring Tooth Incorporator One per row	8 LB	\$85.00

**EARLY RISER® 1265 36R20 PLANTERS
US PRICE LIST**

(Ex Works - See Standard Equipment)

	336295A	Hopper Divider Package One per row - To convert hopper for use with two chemicals, includes additional meter	5 LB		\$125.00
	336296A	Closed Chemical System One per row - Instructions and fittings for lock and load lid. This kit modifies the original gran. Chem. lid from Factory Supplied Attachments 247205A for lock and load.	4 LB		\$140.00

Fertilizer Systems

	84219453	Liquid Fert Tank and Frame Kit One 600 gallon (2271 liter) tank and frame mounting kit. Includes plumbing from tank to drive/distribution system.			\$4,750.00
	47495701	Liquid Fertilizer Pump System Only For 36R20 and 36R22. Includes diaphragm pump, pump mounting brackets and two section controllers and delivery system to the row units. Does not include tanks or plumbing to the tractor hitch. Minimum to maximum flow rates are 5-25 gal/acre @ 6 mph.	178 LB		\$15,800.00

Additional Attachments

	47495696	1000 RPM PTO Pump Kit (40 gpm) 1-3/4 in. PTO Driveline. This attachment supplies hydraulic flow to the bulk fill fan, 1 vacuum fan, 1 seed drive motor and liquid fertilizer (if equipped). With this option the hydraulic demand from the tractor is for the lift/fold/marker function, 1 vacuum fan and 1 hydraulic seed drive. The resulting tractor flow requirement is 33-34 gpm.	167 LB		\$4,800.00
	84219452	Bulk Fill Lights Two adjustable halogen lights with brackets (bulk fill railing mounted).	7 LB		\$415.00

Tillage Tools

	233915A	Support Required to mount furrowing disks, furrowing wings, tine tooth, and non-floating residue managers (1 per row). Not required for floating residue managers. Not for use with cable drive.	6 LB		\$70.00
	87730188	Tine Wheel Residue mgrs. (LH) Dual wheel, left hand Not for use with 15" row spacing	32 LB		\$305.00
	87730203	Tine Wheel Residue mgrs. (RH) Dual wheel, right hand. Not for use with 15" row spacing	32 LB		\$305.00
	87730189	No-Till Residue mgrs. (LH) Dual wheel, left hand. Not for use with 15" row spacing	32 LB		\$330.00
	87730315	No-Till Residue mgrs. (RH) Dual wheel, right hand. Not for use with 15" row spacing	32 LB		\$330.00
	47630516	Floating Narrow, Tine Res managers with depth band. Floating narrow standard tine wheel residue mgrs, dual wheel (right hand).	70 LB		\$500.00
	47630515	Floating Narrow- Tine Res managers with depth band. Floating narrow standard tine wheel residue mgrs, dual wheel (left hand).	70 LB		\$500.00
	47630518	Floating Narrow NT Res managers with depth band. Floating narrow no-till residue mgrs, dual wheel (right hand).	70 LB		\$525.00

**EARLY RISER® 1265 36R20 PLANTERS
US PRICE LIST**

(Ex Works - See Standard Equipment)

	47630517	Floating Narrow NT Res managers with depth band. Floating narrow no-till residue mgrs, dual wheel(left hand).	70 LB	\$525.00
	431543A	Row Unit Coulter - 25 Wave Row unit mounted coulters - 25 Wave (includes tillage support) (1 per row) For use on any row spacing. Row mounted coulters cannot be used with Case IH single disk fertilizer openers (P/N-84157031)	35 LB	\$400.00

Tractor Installation Kits

	87652428	Monitor Installation Kit - AFS For use with all brands of tractors. For use with AFS Monitors and color software. Not required if Case IH tractor is already equipped with ISO 11783 Implement Harness option and AFS mounting bracket. ARTICULATED TRACTORS SEE NOTE 8. (SEE NOTES 8,9 AND 10 IN APPENDIX AT THE END OF THE PRINTED PRICE BOOK)	17 LB	\$800.00
--	----------	---	-------	----------

Row unit - Hvy Duty Bearings

	84221684	Row Unit Std Gauge Wheel LH LH ASM Row Unit with standard gauge wheels and short parallel linkages. (SEE NOTE 19 IN APPENDIX AT END OF PRINTED PRICE BOOK)	320 LB	\$2,200.00
	84221685	Row Unit Std Gauge Wheel RH RH ASM Row Unit with standard gauge wheels and short parallel linkages. (SEE NOTE 19 IN APPENDIX AT END OF PRINTED PRICE BOOK)	320 LB	\$2,200.00
	84221686	Row Unit Narrow GW LH LH ASM Row Unit with narrow gauge wheels and short parallel linkages. (SEE NOTE 19 IN APPENDIX AT END OF PRINTED PRICE BOOK)	320 LB	\$2,225.00
	84221687	Row Unit Narrow GW RH RH ASM Row Unit with narrow gauge wheels and short parallel linkages. (SEE NOTE 19 IN APPENDIX AT END OF PRINTED PRICE BOOK)	320 LB	\$2,225.00
	84221688	Row Unit LH Narrow Ext. Link LH ASM Row Unit with narrow gauge wheels and long parallel linkages. (SEE NOTE 19 IN APPENDIX AT END OF PRINTED PRICE BOOK)	320 LB	\$2,250.00
	84221689	Row Unit RH Narrow Ext. Link RH ASM Row Unit with narrow gauge wheels and long parallel linkages. (SEE NOTE 19 IN APPENDIX AT END OF PRINTED PRICE BOOK)	320 LB	\$2,250.00

Fan System

	307962A	Vacuum Fan System ASM Fan System - includes fan components and hydraulics for a planter. This fan will power up to 12 rows, some crops require additional fans.(18 rows for corn or soybeans). (SEE NOTE 20 IN APPENDIX AT END OF PRINTED PRICE BOOK)	240 LB	\$2,900.00
--	---------	---	--------	------------

**EARLY RISER® 1265 36R22 PLANTERS
US PRICE LIST**

**(Ex Works - See Standard Equipment)
Standard Equipment**

BULK SEED HOPPERS:

Two seed tanks, 60 bushel each
(120 bu. Total) with lighting
Nurse distribution to a one gallon
capacity mini-hopper at each row.

SEED METERING/DELIVERY:

Advanced Seed Meter located on each
row to meter seed from hoppers to
openers. Planter mounted, hydraulically
driven fan pulls seed to holes in
seed disc. SEED DISCS REQUIRED
FOR OPERATION

MONITOR/CONTROL SYSTEM:

Standard AFS Pro-700 Display with
Self-calibrating AccuStat™ Sensors
has the following features:
Rate Alarm, High/Low Population,
Seed Spacing, Row failure, Average
Population, Row Seed Counter, Seed
Rate Bar Graph, Field Acre Counter,
Total Acreage Counter-Seasonal,
Lifetime Area, Ground Speed,
Area/Hour, Vacuum Rate, Vacuum
Control, Bulk Fill Fan Rate, Bulk
Fill Fan Control, Bin Level Indicator,
Steerable Axle Control (1260/1265),
Liquid Fertilizer Control, Pneumatic
Down Pressure Control, Row Shut-off
control, Mapping and Boundary Control
(additional GPS equipment required),
Rate Recording and Auto Guidance
Compatible, AccuStat™ Capable
Population, Singulation, Skips,
Multiples, Spacing CV by Row and
as Averages (requires unlock key),
(3) Video Camera Ready

System must be used with AFS
PRO 700 display. The AFS tractor
installation kits are not standard
equipment.

ROW UNITS (BOLT-ON):

Standard In-cab Pneumatic down
Pressure, Standard AccuDrive™ and
AccuRow clutches 14 in. (35 cm)
staggered left and right hand double
disk openers with HEAVY-DUTY
SINGLE ROW TRIPLE LIP BEARINGS
and flat scrapers (rotary scraper
available from Parts Division), quick
adjustable staggered covering disks,
6.5 x 12 in. press wheel and 2 quick
adjustable 4 x 16 in. depth equalizing
gauge wheels per row with special
profile tires.

DEPTH CONTROL:

Single handle, infinite settings
0-4.0 in., zero indexed.

DRIVE:

Hydraulic seed drive with two section
control plus AccuDrive™ and AccuRow
Clutches: 36R22 = 18-18 rows

HYDRAULIC PTO PUMP:

Standard planter mounted 40 gpm
pump with 1-3/4 drive shaft

CARRYING WHEEL TIRES:

Four tubeless 455/55R-22.5 - HD Axles
Wing Wheel Tires: Four tubeless
18L x 16.1 tires (on wing frames)

FRAME:

Hitch:
8 x 16 in. (20.32 x 40.64 cm) main
hitch frame with a 6 x 14 in.
(15.24 x 35.56 cm) inner
telescoping tube.
12 x 12 in. (30.48 x 30.48 cm)
main toolbar frame

**EARLY RISER® 1265 36R22 PLANTERS
US PRICE LIST**

**(Ex Works - See Standard Equipment)
Standard Equipment**

FRAME: (cont'd)

Fold:

Four double acting hydraulic cylinders to fold wings and draft tubes together. Inner telescoping hitch moves in and out by the draft tubes.

Toolbar:

Three section flex frame with wing flex of 15° both upward and downward.

MARKERS:

Four section hydraulic folding marker. 16 in. smooth disk blade with depth band, outer section tension bolt breakaway protection, adjustable disk angle and casting gauge wheel.

HITCH:

Hydraulic parallel link drawbar hitch with variable position hitch point.

HYDRAULIC COUPLERS:

Two standard 1/2 in. ISO male couplers for Bulk Fill fan
Four standard 1/2 in. ISO male couplers for variable rate seed drives and vacuum fan
Two standard 1/2 in. ISO male couplers for lift and fold
Two standard 1/2 in. ISO male couplers for hydraulic hitch
One 3/8 in. ISO coupler for fan motor case drain (See requirements for operation)

TRANSPORT DIMENSIONS:

Transport height with markers
11 ft. 11 in. (3.63 m)
Transport width with markers
17 ft. 9 in. (5.41 m)
Transport length
46 ft. 7 in. (14.2 m)

MISCELLANEOUS EQUIPMENT:

Enhanced lighting package
SMV emblem

ASSEMBLY:

Planters come fully assembled and tested from the factory, except for row unit press wheels on wings and sub bar row unit extensions. Factory Supplied Accessories ordered with planter will not be assembled.

Requirements for Operation:

REFER TO SEED METER CHART FOR APPROVED SEED WITH BULK FILL.
Order SEED DISCS from Parts Division. (See Parts Division Supplied Accessories at back of price list.)

Tractor Installation Kit and Case Drain:

A hydraulic case drain port is required for all 1200 Series planters. A tractor remote or standard motor return cannot be used for this purpose. If tractor is not equipped with a case drain port, consult the Tractor Price List or Parts Book to obtain the necessary case drain kit. If the tractor is equipped with a case drain port and it does not accept the 3/8 in. flush face male coupler supplied with the planter, order appropriate conversion parts from Parts Division (See Parts Division Supplied Accessories).

Tractor Requirements:

SEE TRACTOR/PLANTER COMPATIBILITY MATRIX.

Tractor PTO Hp recommended
275 hp and greater.

**EARLY RISER® 1265 36R22 PLANTERS
US PRICE LIST**

**(Ex Works - See Standard Equipment)
Standard Equipment**

Requirements for Operation: (cont'd)

Required for optional Direct
Drive System:

5 remotes (1 for lift/fold and markers,
2 for the vacuum fan and two seed
drive motors, and 1 for Bulk Fill fan,
1 for hydraulic hitch).

Relief pressure of 2700 PSI minimum
with 69 gpm flow at couplers.

Note: Bulk Fill can be shut off through
the AFS display during planter lift,
thus reducing hydraulic demand.

Required for standard 40 gpm PTO

Drive System:

3 remotes (1 for lift/fold and markers,
1 for hydraulic hitch, and 1 for seed
drive and vacuum fan).

Relief pressure of 2700 PSI minimum
with 34 gpm flow at couplers.

0-25 psi case drain port on tractor
for fan motor case drain (1/4 in. or
3/8 in. case drain coupler required
depending on tractor case drain
connection - 3/8 in. is supplied
with planter).

If the standard PTO pump is selected,
the tractor must have a 1,000 RPM
PTO. The PTO coupler supplied with
the planter is for a 1-3/4 in. PTO shaft.

Planter Electrical requirements:

12 Volt electrical system
7 pin lighting connector socket
AFS 9 Pin Connection
(TRACTOR INSTALLATION KIT)

Tractor front end weights or wheel
weights or liquid ballast may be
required on some tractor models
for road transport of planter.
Towing vehicle weight should be
1-1/2 times planter weight.

Requirements for Operation: (cont'd)

Tractor vertical load requirements:
3,040 lbs. on drawbar (empty)

Electronic service tools required
for dealer service.

AFS Software

(please read all steps before beginning)

To Order AFS Software for Customers

who have requested a current version,
do the following:

1. Log into the CNH Precision Farming
Store found on the dealer portal
2. Select the CNH Information
Management tab
3. Click on Office Software
4. Copy the Link for AFS Software and
paste into an email to your
customer who is requesting this
software Note: Using this link the
customer will be able to download
and install the current full version
of AFS Software.
5. Order part number 88500-20-10
(AFS Mapping and Records unlock)
from your parts counter. Your
customer will receive an unlock
code to enter into the software he
downloaded from the link you
provided. Note: Dealer may want
to order and receive the unlock
prior to sending the customer the 1
link in step 4. That way the
customer has both the software link
and his unlock code in one email
from the dealer.

EX WORKS:

Wholegoods

(Ex Works Saskatoon, SK)

(Freight Equalized East Moline, IL)

Factory Supplied Attachments

(Ex Works Saskatoon, SK)

unless otherwise noted



**EARLY RISER® 1265 36R22 PLANTERS
US PRICE LIST**

(Ex Works - See Standard Equipment)

Models

COMMERCIAL MODEL	WORKING WIDTH	SPACING	Weight	List Price
1265 PLANTER	36 Rows	22 in.	12,000 LB	\$276,000.00

Factory Supplied Options

Order Code	Description	Weight	List Price
------------	-------------	--------	------------

SEED METERING

SD_P8404 SEED METERING

	449159	Meter w/ru cable drive w/clutc	No Charge
	449157	Meter w/ru chain drive	(\$23,000.00)
	449158	Meter w/ru cable drive w/o clu	(\$15,000.00)

FEEDING SYSTEM

SD_P6001 FEEDING SYSTEM

	449149	Bulk Fill - no scales	No Charge
	789414	Bulk Fill with scales Includes two 60 bushel medium density polyethylene seed tanks, fiberglass reinforced polypropylene mini-hoppers (1 per row), two bin level sensors, seed delivery system, tank support frame and blower. Refer to SEED METER CHART for approved seed with Bulk Fill.	\$4,700.00

DRIVES

SD_03015 DRIVES

	449125	PTO Drive - 40 gpm	No Charge
	449121	Direct Drive with Bulk Fill	(\$4,900.00)

**EARLY RISER® 1265 36R22 PLANTERS
US PRICE LIST**

(Ex Works - See Standard Equipment)

LIST ASSIST/FLOTATION

SD_16082 CARRIER

	449139	HD carrier w/HF wheel		No Charge
	449140	Steer carrier w/HF wheel		\$10,000.00

ROW UNIT

SD_P9707 DOWN PRESSURE

	449152	In-Cab Pneumatic down pressure		No Charge
	449150	Spring down pressure		(\$2,500.00)

MARKERS

SD_P9201 MARKERS

	789008	Row markers Low profile four section hydraulic folding - automatic alternating		No Charge
	789407	No Markers with weight bracket Weight brackets only. When operating this planter without markers, eight 100 lb. weights must be added - 4 per wing - to replace the weight lost due to marker removal. Order qty. 8 - Standard Case IH suitcase weights through Parts Division, p/n 405846A3.		(\$9,600.00)
	449156	No Markers		(\$10,000.00)

SEED MONITOR SYSTEMS

SD_25016 MONITOR

	422539	AFS Pro 700 Display To view the AccuStat™ data an UNLOCK passcode is required. Order through Parts Division (p/n 47464425). This activation passcode unlocks the AccuStat™ function.		No Charge
	X25016X	No Monitor		(\$4,900.00)

CHEMICAL APPLICATION

SD_P7401 CHEMICAL APPLICATION

	XP7401X	No granular chemical system		No Charge
--	---------	-----------------------------	--	-----------

**EARLY RISER® 1265 36R22 PLANTERS
US PRICE LIST**

(Ex Works - See Standard Equipment)

	789010	Granular chemical system Not for use with cable drive. Includes basic unit for insecticide - 70 lb. capacity injection molded hopper of high density polyethylene, in furrow hose and drive package. Granular chemical mounting supports for Smart Box™ System are available through Parts Division p/n 86990636. Granular chemical Bin Level Sensor is available through Parts Division p/n 404197A1 - 2 are required.		\$10,800.00
--	--------	--	--	-------------

FERTILIZER

SD_P9801 FERTILIZER

	XP9801X	No selection		No Charge
	789052	Liquid fert pump system only Includes diaphragm pump, pump mounting brackets and drive/distribution parts to the row unit checks. DOES NOT CONTAIN TANKS OR PLUMBING TO TRACTOR HITCH - SEE FACTORY SUPPLIED ATTACHMENTS SECTION FOR TANK OPTIONS Minimum to maximum flow rates are 5-25 gal/acre @ 6 mph.		\$14,000.00
	789036	Liquid fertilizer system For in-furrow applications. Includes one 600 gallon/2271 liter tank, mounting brackets, diaphragm pump, row section controllers and drive/distribution parts to row unit checks. Rear fill access. Maximum flow rates are 5-20 gal./acre @ 6 mph. This system requires optional Heavy-duty Axle or Steerable Axle, both with high flotation tires. Row unit delivery		\$16,000.00

FERTILIZER OPENERS

SD_P5302 FERTILIZER OPENER

	XP5302X	No Selection		No Charge
	449162	Fert. base for In-Row delivery		\$3,600.00

TILLAGE TOOLS

SD_P5306 TILLAGE TOOLS

	XP5306X	No Selection		No Charge
	760017	Nar float NT residue mgr w/dbd Narrow floating no-till residue managers with depth band, dual wheel		\$18,900.00
	760016	Nar float residue mgr w/depbd Narrow floating wheel residue managers with depth band, dual wheel		\$18,000.00

**EARLY RISER® 1265 36R22 PLANTERS
US PRICE LIST**

(Ex Works - See Standard Equipment)

	789073	No-till residue managers dual wheel		\$14,400.00
	789024	Tine wheel residue managers dual wheel		\$13,500.00
	789026	Row unit mtd coulters -25 wave		\$14,400.00

OPERATOR'S MANUAL

SD 29046 MARKET

	449282	AFS North American English		No Charge
	449283	AFS French Canadian		No Charge



**EARLY RISER® 1265 36R22 PLANTERS
US PRICE LIST**

**(Ex Works - See Standard Equipment)
Factory Supplied Attachments**

Order Code	Description	Weight	List Price
Bulk Fill Weigh Scales			
84385979	Package, Bulk Fill Weigh Scales	30 LB	\$3,900.00
84385981	Package, Bulk Fill Scales Mount for 1265	50 LB	\$800.00
AFS AccuRow Control			
47414118	Kit, Single Row Electrical CL Center Converts planters over 20 rows to individual row shut off.	5 LB	\$890.00
84134497	AccuRow Control Package 36R Includes one clutch per row and Case IH ECU electronics (SEE NOTE 17 IN THE APPENDIX AT THE END OF THE PRINTED PRICE BOOK)		\$16,500.00
84176096	Completing Package 36R20/22 in AccuRow completing package for planters WITHOUT Pneumatic Down Pressure. Includes air compressor, two air tanks, air valves, tubing, mounting brackets, hardware, power harness and sensors. (SEE NOTE 17 IN THE APPENDIX AT THE END OF THE PRINTED PRICE BOOK)		\$1,700.00
84176095	Completing Package 36R20-22 in AccuRow completing package for planters WITH Pneumatic Down Pressure. Includes mounting brackets, hardware and power harness. (SEE NOTE 17 IN THE APPENDIX AT END OF THE PRINTED PRICE BOOK)		\$975.00
84170859	Compressor Extension Harness For articulated 4WD tractors (SEE NOTE 17 IN APPENDIX AT THE END OF PRINTED PRICE BOOK)	13 LB	\$70.00
Markers			
47495692	Markers (36R22) 66-Ft marker package, Low profile four section hydraulic folding - Automatic alternating	2,589 LB	\$12,000.00
Granular Chemical Equipment			
84401404	Granular Chem Unit for 2 Rows Includes insecticide hose (84279842) kit. Insecticide applied through closing disk spring guide.	80 LB	\$600.00
233906A	Front Insecticide Spreader One per row	3 LB	\$50.00
233907A	Rear Insecticide Spreaders One per row	4 LB	\$50.00
84279842	Hose, Insecticide One per row	1 LB	\$20.00
233909A	Herbicide Spreader One per row	4 LB	\$50.00
233911A	Windshield - Herbicide One per row	1 LB	\$30.00
233913A	Spring Tooth Incorporator One per row	8 LB	\$85.00

**EARLY RISER® 1265 36R22 PLANTERS
US PRICE LIST**

(Ex Works - See Standard Equipment)

	336295A	Hopper Divider Package One per row - To convert hopper for use with two chemicals, includes additional meter	5 LB		\$125.00
	336296A	Closed Chemical System One per row - Instructions and fittings for lock and load lid. This kit modifies the original gran. Chem. lid from Factory Supplied Attachments 247205A for lock and load.	4 LB		\$140.00

Fertilizer Systems

	84219453	Liquid Fert Tank and Frame Kit One 600 gallon (2271 liter) tank and frame mounting kit. Includes plumbing from tank to drive/distribution system.			\$4,750.00
	47495701	Liquid Fertilizer Pump System Only For 36R20 and 36R22. Includes diaphragm pump, pump mounting brackets and two section controllers and delivery system to the row units. Does not include tanks or plumbing to the tractor hitch. Minimum to maximum flow rates are 5-25 gal/acre @ 6 mph.	178 LB		\$15,800.00

Additional Attachments

	47495696	1000 RPM PTO Pump Kit (40 gpm) 1-3/4 in. PTO Driveline. This attachment supplies hydraulic flow to the bulk fill fan, 1 vacuum fan, 1 seed drive motor and liquid fertilizer (if equipped). With this option the hydraulic demand from the tractor is for the lift/fold/marker function, 1 vacuum fan and 1 hydraulic seed drive. The resulting tractor flow requirement is 33-34 gpm.	167 LB		\$4,800.00
	84219452	Bulk Fill Lights Two adjustable halogen lights with brackets (bulk fill railing mounted).	7 LB		\$415.00

Tillage Tools

	233915A	Support Required to mount furrowing disks, furrowing wings, tine tooth, and non-floating residue managers (1 per row). Not required for floating residue managers. Not for use with cable drive.	6 LB		\$70.00
	87730188	Tine Wheel Residue mgrs. (LH) Dual wheel, left hand Not for use with 15" row spacing	32 LB		\$305.00
	87730203	Tine Wheel Residue mgrs. (RH) Dual wheel, right hand. Not for use with 15" row spacing	32 LB		\$305.00
	87730189	No-Till Residue mgrs. (LH) Dual wheel, left hand. Not for use with 15" row spacing	32 LB		\$330.00
	87730315	No-Till Residue mgrs. (RH) Dual wheel, right hand. Not for use with 15" row spacing	32 LB		\$330.00
	47630516	Floating Narrow, Tine Res managers with depth band. Floating narrow standard tine wheel residue mgrs, dual wheel (right hand).	70 LB		\$500.00
	47630515	Floating Narrow- Tine Res managers with depth band. Floating narrow standard tine wheel residue mgrs, dual wheel (left hand).	70 LB		\$500.00
	47630518	Floating Narrow NT Res managers with depth band. Floating narrow no-till residue mgrs, dual wheel (right hand).	70 LB		\$525.00

**EARLY RISER® 1265 36R22 PLANTERS
US PRICE LIST**

(Ex Works - See Standard Equipment)

	47630517	Floating Narrow NT Res managers with depth band. Floating narrow no-till residue mgrs, dual wheel(left hand).	70 LB	\$525.00
	431543A	Row Unit Coulter - 25 Wave Row unit mounted coulter - 25 Wave (includes tillage support) (1 per row) For use on any row spacing. Row mounted coulters cannot be used with Case IH single disk fertilizer openers (P/N-84157031)	35 LB	\$400.00

Tractor Installation Kits

	87652428	Monitor Installation Kit - AFS For use with all brands of tractors. For use with AFS Monitors and color software. Not required if Case IH tractor is already equipped with ISO 11783 Implement Harness option and AFS mounting bracket. ARTICULATED TRACTORS SEE NOTE 8. (SEE NOTES 8,9 AND 10 IN APPENDIX AT THE END OF THE PRINTED PRICE BOOK)	17 LB	\$800.00
--	----------	---	-------	----------

Row unit - Hvy Duty Bearings

	84221684	Row Unit Std Gauge Wheel LH LH ASM Row Unit with standard gauge wheels and short parallel linkages. (SEE NOTE 19 IN APPENDIX AT END OF PRINTED PRICE BOOK)	320 LB	\$2,200.00
	84221685	Row Unit Std Gauge Wheel RH RH ASM Row Unit with standard gauge wheels and short parallel linkages. (SEE NOTE 19 IN APPENDIX AT END OF PRINTED PRICE BOOK)	320 LB	\$2,200.00
	84221686	Row Unit Narrow GW LH LH ASM Row Unit with narrow gauge wheels and short parallel linkages. (SEE NOTE 19 IN APPENDIX AT END OF PRINTED PRICE BOOK)	320 LB	\$2,225.00
	84221687	Row Unit Narrow GW RH RH ASM Row Unit with narrow gauge wheels and short parallel linkages. (SEE NOTE 19 IN APPENDIX AT END OF PRINTED PRICE BOOK)	320 LB	\$2,225.00
	84221688	Row Unit LH Narrow Ext. Link LH ASM Row Unit with narrow gauge wheels and long parallel linkages. (SEE NOTE 19 IN APPENDIX AT END OF PRINTED PRICE BOOK)	320 LB	\$2,250.00
	84221689	Row Unit RH Narrow Ext. Link RH ASM Row Unit with narrow gauge wheels and long parallel linkages. (SEE NOTE 19 IN APPENDIX AT END OF PRINTED PRICE BOOK)	320 LB	\$2,250.00

Fan System

	307962A	Vacuum Fan System ASM Fan System - includes fan components and hydraulics for a planter. This fan will power up to 12 rows, some crops require additional fans.(18 rows for corn or soybeans). (SEE NOTE 20 IN APPENDIX AT END OF PRINTED PRICE BOOK)	240 LB	\$2,900.00
--	---------	---	--------	------------

**EARLY RISER® 1265 32R30 PLANTERS
US PRICE LIST**

**(Ex Works - See Standard Equipment)
Standard Equipment**

BULK SEED HOPPERS:

Two seed tanks, 60 bushel each
(120 bu. Total) with lighting
Nurse distribution to a one gallon
capacity mini-hopper at each row.

SEED METERING/DELIVERY:

Advanced Seed Meter located on each
row to meter seed from hoppers to
openers. Planter mounted, hydraulically
driven fan pulls seed to holes in
seed disc. SEED DISCS REQUIRED
FOR OPERATION

MONITOR/CONTROL SYSTEM:

Standard AFS Pro-700 Display with
Self-calibrating AccuStat™ Sensors
has the following features:
Rate Alarm, High/Low Population,
Seed Spacing, Row failure, Average
Population, Row Seed Counter, Seed
Rate Bar Graph, Field Acre Counter,
Total Acreage Counter-Seasonal,
Lifetime Area, Ground Speed,
Area/Hour, Vacuum Rate, Vacuum
Control, Bulk Fill Fan Rate, Bulk
Fill Fan Control, Bin Level Indicator,
Steerable Axle Control (1260/1265),
Liquid Fertilizer Control, Pneumatic
Down Pressure Control, Row Shut-off
control, Mapping and Boundary Control
(additional GPS equipment required),
Rate Recording and Auto Guidance
Compatible, AccuStat™ Capable
Population, Singulation, Skips,
Multiples, Spacing CV by Row and
as Averages (requires unlock key),
(3) Video Camera Ready

System must be used with AFS
PRO 700 display. The AFS tractor
installation kits are not standard
equipment.

ROW UNITS (BOLT-ON):

Standard In-cab Pneumatic down
Pressure, Standard AccuDrive™ and
AccuRow clutches 14 in. (35 cm)
staggered left and right hand double
disk openers with HEAVY-DUTY
SINGLE ROW TRIPLE LIP BEARINGS
and flat scrapers (rotary scraper
available from Parts Division), quick
adjustable staggered covering disks,
6.5 x 12 in. press wheel and 2 quick
adjustable 4 x 16 in. depth equalizing
gauge wheels per row with special
profile tires.

DEPTH CONTROL:

Single handle, infinite settings
0-4.0 in., zero indexed.

DRIVE:

Hydraulic seed drive with four section
control plus AccuDrive™ and AccuRow
Clutches: 32R30 = 8-8-8-8 rows

HYDRAULIC PTO PUMP:

Standard planter mounted 40 gpm PTO
pump with 1-3/4 drive shaft

CARRYING WHEEL TIRES:

Four tubeless 455/55R-19.5 -
Steerable Axle
Wing Wheel Tires: Eight tubeless
18L x 16.1 tires (on wing frames)

FRAME:

Hitch:
8 x 16 in. (20.32 x 40.64 cm) main
hitch frame with a 6 x 14 in.
(15.24 x 35.56 cm) inner
telescoping tube.
12 x 12 in. (30.48 x 30.48 cm)
main toolbar frame

**EARLY RISER® 1265 32R30 PLANTERS
US PRICE LIST**

**(Ex Works - See Standard Equipment)
Standard Equipment**

FRAME: (cont'd)

Fold:

Four double acting hydraulic cylinders to fold wings and draft tubes together. Inner telescoping hitch moves in and out by the draft tubes.

Toolbar:

Five section flex frame with wing flex of 15° inner wing and 20° outer wing both upward and downward.

MARKERS:

Four section hydraulic folding marker. 16 in. smooth disk blade with depth band, outer section tension bolt breakaway protection, adjustable disk angle and casting gauge wheel.

HITCH:

Hydraulic parallel link drawbar hitch with variable position hitch point.

HYDRAULIC COUPLERS:

Two standard 1/2 in. ISO male couplers for Bulk Fill fan
Four standard 1/2 in. ISO male couplers for variable rate seed drives and vacuum fan
Two standard 1/2 in. ISO male couplers for lift and fold
Two standard 1/2 in. ISO male couplers for hydraulic hitch
One 3/8 in. ISO coupler for fan motor case drain (See requirements for operation)

TRANSPORT DIMENSIONS:

Transport height with markers
11 ft. 11 in. (3.63 m)
Transport width with markers
14 ft. 2 in. (4.3 m)
Transport length
54 ft. 10 in. (16.7 m)

MISCELLANEOUS EQUIPMENT:

Enhanced lighting package
SMV emblem

ASSEMBLY:

Planters come fully assembled and tested from the factory, except for row unit press wheels on wings and sub bar row unit extensions. Factory Supplied Accessories ordered with planter will not be assembled.

Requirements for Operation:

REFER TO SEED METER CHART FOR APPROVED SEED WITH BULK FILL.
Order SEED DISCS from Parts Division. (See Parts Division Supplied Accessories at back of price list.)

Tractor Installation Kit and Case Drain:

A hydraulic case drain port is required for all 1200 Series planters. A tractor remote or standard motor return cannot be used for this purpose. If tractor is not equipped with a case drain port, consult the Tractor Price List or Parts Book to obtain the necessary case drain kit. If the tractor is equipped with a case drain port and it does not accept the 3/8 in. flush face male coupler supplied with the planter, order appropriate conversion parts from Parts Division (See Parts Division Supplied Accessories).

Tractor Requirements:

SEE TRACTOR/PLANTER COMPATIBILITY MATRIX.

Tractor PTO Hp recommended
255 hp and greater.

**EARLY RISER® 1265 32R30 PLANTERS
US PRICE LIST**

**(Ex Works - See Standard Equipment)
Standard Equipment**

Requirements for Operation: (cont'd)

Required for optional Direct
Drive System:

5 remotes (1 for lift/fold and markers,
2 for the vacuum fan and two seed
drive motors, and 1 for Bulk Fill fan,
1 for hydraulic hitch).

Relief pressure of 2700 PSI minimum
with 69 gpm flow at couplers.

Note: Bulk Fill can be shut off through
the AFS display during planter lift,
thus reducing hydraulic demand.

Required for standard 40 gpm PTO
Drive System:

3 remotes (1 for lift/fold and markers,
1 for hydraulic hitch, and 1 for seed
drive and vacuum fan).

Relief pressure of 2700 PSI minimum
with 34 gpm flow at couplers.

0-25 psi case drain port on tractor
for fan motor case drain (1/4 in. or
3/8 in. case drain coupler required
depending on tractor case drain
connection - 3/8 in. is supplied
with planter).

If the standard PTO pump is selected,
the tractor must have a 1,000 RPM
PTO. The PTO coupler supplied with
the planter is for a 1-3/4 in. PTO shaft.

Planter Electrical requirements:
12 Volt electrical system
7 pin lighting connector socket
AFS 9 Pin Connection
(TRACTOR INSTALLATION KIT)

Tractor front end weights or wheel
weights or liquid ballast may be
required on some tractor models
for road transport of planter.
Towing vehicle weight should be
1-1/2 times planter weight.

Requirements for Operation: (cont'd)

Tractor vertical load requirements:
2,240 lbs. on drawbar (empty)

Electronic service tools required
for dealer service.

AFS Software

(please read all steps before beginning)

To Order AFS Software for Customers
who have requested a current version,
do the following:

1. Log into the CNH Precision Farming
Store found on the dealer portal
2. Select the CNH Information
Management tab
3. Click on Office Software
4. Copy the Link for AFS Software and
paste into an email to your
customer who is requesting this
software Note: Using this link the
customer will be able to download
and install the current full version
of AFS Software.
5. Order part number 88500-20-10
(AFS Mapping and Records unlock)
from your parts counter. Your
customer will receive an unlock
code to enter into the software he
downloaded from the link you
provided. Note: Dealer may want
to order and receive the unlock
prior to sending the customer the 1
link in step 4. That way the
customer has both the software link
and his unlock code in one email
from the dealer.

EX WORKS:

Wholegoods

(Ex Works Saskatoon, SK)

(Freight Equalized East Moline, IL)

Factory Supplied Attachments

(Ex Works Saskatoon, SK)

unless otherwise noted



**EARLY RISER® 1265 32R30 PLANTERS
US PRICE LIST**

(Ex Works - See Standard Equipment)

Models

COMMERCIAL MODEL	WORKING WIDTH	SPACING	Weight	List Price
1265 PLANTER	32 Rows	30 in.	12,000 LB	\$316,000.00

Factory Supplied Options

Order Code	Description	Weight	List Price
------------	-------------	--------	------------

SEED METERING

SD_P8404 SEED METERING

449159	Meter w/ru cable drive w/clutc		No Charge
449157	Meter w/ru chain drive		(\$20,000.00)
449158	Meter w/ru cable drive w/o clu		(\$13,000.00)

FEEDING SYSTEM

SD_P6001 FEEDING SYSTEM

449149	Bulk Fill - no scales		No Charge
789414	Bulk Fill with scales Includes two 60 bushel medium density polyethylene seed tanks, fiberglass reinforced polypropylene mini-hoppers (1 per row), two bin level sensors, seed delivery system, tank support frame and blower. Refer to SEED METER CHART for approved seed with Bulk Fill.		\$4,700.00

DRIVES

SD_03015 DRIVES

449125	PTO Drive - 40 gpm		No Charge
449121	Direct Drive with Bulk Fill		(\$4,900.00)

**EARLY RISER® 1265 32R30 PLANTERS
US PRICE LIST**

(Ex Works - See Standard Equipment)

LIST ASSIST/FLOTATION

SD_16082 CARRIER

	449139	HD carrier w/HF wheel		(\$10,000.00)
	449140	Steer carrier w/HF wheel		No Charge

ROW UNIT

SD_P9707 DOWN PRESSURE

	449152	In-Cab Pneumatic down pressure		No Charge
	449150	Spring down pressure		(\$2,300.00)

MARKERS

SD_P9201 MARKERS

	789008	Row markers Low profile four section hydraulic folding - automatic alternating		No Charge
	789407	No Markers with weight bracket Weight brackets only. When operating this planter without markers, eight 100 lb. weights must be added - 4 per wing - to replace the weight lost due to marker removal. Order qty. 8 - Standard Case IH suitcase weights through Parts Division, p/n 405846A3.		(\$11,900.00)
	449156	No Markers		(\$12,300.00)

SEED MONITOR SYSTEMS

SD_25016 MONITOR

	422539	AFS Pro 700 Display To view the AccuStat™ data an UNLOCK passcode is required. Order through Parts Division (p/n 47464425). This activation passcode unlocks the AccuStat™ function.		No Charge
	X25016X	No Monitor		(\$4,900.00)

CHEMICAL APPLICATION

SD_P7401 CHEMICAL APPLICATION

	XP7401X	No granular chemical system		No Charge
--	---------	-----------------------------	--	-----------

**EARLY RISER® 1265 32R30 PLANTERS
US PRICE LIST**

(Ex Works - See Standard Equipment)

	789010	Granular chemical system Not for use with cable drive. Includes basic unit for insecticide - 70 lb. capacity injection molded hopper of high density polyethylene, in furrow hose and drive package. Granular chemical mounting supports for Smart Box™ System are available through Parts Division p/n 86990636. Granular chemical Bin Level Sensor is available through Parts Division p/n 404197A1 - 2 are required.		\$9,600.00
--	--------	--	--	------------

FERTILIZER

SD_P9801 FERTILIZER

	XP9801X	No selection		No Charge
	789052	Liquid fert pump system only Includes diaphragm pump, pump mounting brackets and drive/distribution parts to the row unit checks. DOES NOT CONTAIN TANKS OR PLUMBING TO TRACTOR HITCH - SEE FACTORY SUPPLIED ATTACHMENTS SECTION FOR TANK OPTIONS Minimum to maximum flow rates are 5-25 gal/acre @ 6 mph.		\$14,000.00
	789036	Liquid fertilizer system For in-furrow applications. Includes one 600 gallon/2271 liter tank, mounting brackets, diaphragm pump, row section controllers and drive/distribution parts to row unit checks. Rear fill access. Maximum flow rates are 5-20 gal./acre @ 6 mph. This system requires optional Heavy-duty Axle or Steerable Axle, both with high flotation tires. Row unit delivery		\$16,000.00

FERTILIZER OPENERS

SD_P5302 FERTILIZER OPENER

	XP5302X	No Selection		No Charge
	449162	Fert. base for In-Row delivery		\$3,200.00

TILLAGE TOOLS

SD_P5306 TILLAGE TOOLS

	XP5306X	No Selection		No Charge
	760017	Nar float NT residue mgr w/dbd Narrow floating no-till residue managers with depth band, dual wheel		\$16,800.00
	760016	Nar float residue mgr w/depbd Narrow floating wheel residue managers with depth band, dual wheel		\$16,000.00

**EARLY RISER® 1265 32R30 PLANTERS
US PRICE LIST**

(Ex Works - See Standard Equipment)

	789073	No-till residue managers dual wheel		\$12,800.00
	789024	Tine wheel residue managers dual wheel		\$12,000.00
	789026	Row unit mtd coulters -25 wave		\$12,800.00

OPERATOR'S MANUAL

SD 29046 MARKET

	449282	AFS North American English		No Charge
	449283	AFS French Canadian		No Charge

**EARLY RISER® 1265 32R30 PLANTERS
US PRICE LIST**

(Ex Works - See Standard Equipment)
Factory Supplied Attachments

Order Code	Description	Weight	List Price
Bulk Fill Weigh Scales			
84385979	Package, Bulk Fill Weigh Scales	30 LB	\$3,900.00
84385981	Package, Bulk Fill Scales Mount for 1265	50 LB	\$800.00
AFS AccuRow Control			
47414118	Kit, Single Row Electrical CL Center Converts planters over 20 rows to individual row shut off.	5 LB	\$890.00
84222451	AccuRow Control Package 32R Includes one clutch per row and Case IH ECU electronics (SEE NOTE 17 IN THE APPENDIX AT THE END OF THE PRINTED PRICE BOOK)		\$15,000.00
84168091	Completing Package 32,36R30 in AccuRow completing package for planters WITHOUT Pneumatic Down Pressure. Includes air compressor, two air tanks, air valves, tubing, mounting brackets, hardware, power harness and sensors. (SEE NOTE 17 IN APPENDIX AT THE END OF THE PRINTED PRICE BOOK)		\$1,700.00
84168090	Completing Package 32-36R30 in AccuRow completing package for planters WITH Pneumatic Down Pressure. Includes mounting brackets, hardware and power harness. (SEE NOTE 17 IN THE APPENDIX AT THE END OF THE PRINTED PRICE BOOK)	12 LB	\$975.00
84170859	Compressor Extension Harness For articulated 4WD tractors (SEE NOTE 17 IN APPENDIX AT THE END OF PRINTED PRICE BOOK)	13 LB	\$70.00
Markers			
47495693	Markers (32R30) Low profile four section hydraulic folding - Automatic alternating	3,127 LB	\$14,000.00
Granular Chemical Equipment			
84401404	Granular Chem Unit for 2 Rows Includes insecticide hose (84279842) kit. Insecticide applied through closing disk spring guide.	80 LB	\$600.00
233906A	Front Insecticide Spreader One per row	3 LB	\$50.00
233907A	Rear Insecticide Spreaders One per row	4 LB	\$50.00
84279842	Hose, Insecticide One per row	1 LB	\$20.00
233909A	Herbicide Spreader One per row	4 LB	\$50.00
233911A	Windshield - Herbicide One per row	1 LB	\$30.00
233913A	Spring Tooth Incorporator One per row	8 LB	\$85.00

**EARLY RISER® 1265 32R30 PLANTERS
US PRICE LIST**

(Ex Works - See Standard Equipment)

	336295A	Hopper Divider Package One per row - To convert hopper for use with two chemicals, includes additional meter	5 LB		\$125.00
	336296A	Closed Chemical System One per row - Instructions and fittings for lock and load lid. This kit modifies the original gran. Chem. lid from Factory Supplied Attachments 247205A for lock and load.	4 LB		\$140.00

Fertilizer Systems

	84219453	Liquid Fert Tank and Frame Kit One 600 gallon (2271 liter) tank and frame mounting kit. Includes plumbing from tank to drive/distribution system.			\$4,750.00
	47495702	Liquid Fertilizer Pump Only For 32R30 and 36R30. Includes diaphragm pump, pump mounting brackets and two section controllers and delivery system to the row units. Does not include tanks or plumbing to the tractor hitch. Minimum to maximum flow rates are 5-25 gal/acre @ 6 mph.	190 LB		\$15,800.00

Additional Attachments

	47495696	1000 RPM PTO Pump Kit (40 gpm) 1-3/4 in. PTO Driveline. This attachment supplies hydraulic flow to the bulk fill fan, 1 vacuum fan, 1 seed drive motor and liquid fertilizer (if equipped). With this option the hydraulic demand from the tractor is for the lift/fold/marker function, 1 vacuum fan and 1 hydraulic seed drive. The resulting tractor flow requirement is 33-34 gpm.	167 LB		\$4,800.00
	84219452	Bulk Fill Lights Two adjustable halogen lights with brackets (bulk fill railing mounted).	7 LB		\$415.00

Tillage Tools

	233915A	Support Required to mount furrowing disks, furrowing wings, tine tooth, and non-floating residue managers (1 per row). Not required for floating residue managers. Not for use with cable drive.	6 LB		\$70.00
	87730188	Tine Wheel Residue mgrs. (LH) Dual wheel, left hand Not for use with 15" row spacing	32 LB		\$305.00
	87730203	Tine Wheel Residue mgrs. (RH) Dual wheel, right hand. Not for use with 15" row spacing	32 LB		\$305.00
	87730189	No-Till Residue mgrs. (LH) Dual wheel, left hand. Not for use with 15" row spacing	32 LB		\$330.00
	87730315	No-Till Residue mgrs. (RH) Dual wheel, right hand. Not for use with 15" row spacing	32 LB		\$330.00
	47630516	Floating Narrow, Tine Res managers with depth band. Floating narrow standard tine wheel residue mgrs, dual wheel (right hand).	70 LB		\$500.00
	47630515	Floating Narrow- Tine Res managers with depth band. Floating narrow standard tine wheel residue mgrs, dual wheel (left hand).	70 LB		\$500.00
	47630518	Floating Narrow NT Res managers with depth band. Floating narrow no-till residue mgrs, dual wheel (right hand).	70 LB		\$525.00

**EARLY RISER® 1265 32R30 PLANTERS
US PRICE LIST**

(Ex Works - See Standard Equipment)

	47630517	Floating Narrow NT Res managers with depth band. Floating narrow no-till residue mgrs, dual wheel(left hand).	70 LB	\$525.00
	431543A	Row Unit Coulter - 25 Wave Row unit mounted coulter - 25 Wave (includes tillage support) (1 per row) For use on any row spacing. Row mounted coulters cannot be used with Case IH single disk fertilizer openers (P/N-84157031)	35 LB	\$400.00

Tractor Installation Kits

	87652428	Monitor Installation Kit - AFS For use with all brands of tractors. For use with AFS Monitors and color software. Not required if Case IH tractor is already equipped with ISO 11783 Implement Harness option and AFS mounting bracket. ARTICULATED TRACTORS SEE NOTE 8. (SEE NOTES 8,9 AND 10 IN APPENDIX AT THE END OF THE PRINTED PRICE BOOK)	17 LB	\$800.00
--	----------	---	-------	----------

Row unit - Hvy Duty Bearings

	84221684	Row Unit Std Gauge Wheel LH LH ASM Row Unit with standard gauge wheels and short parallel linkages. (SEE NOTE 19 IN APPENDIX AT END OF PRINTED PRICE BOOK)	320 LB	\$2,200.00
	84221685	Row Unit Std Gauge Wheel RH RH ASM Row Unit with standard gauge wheels and short parallel linkages. (SEE NOTE 19 IN APPENDIX AT END OF PRINTED PRICE BOOK)	320 LB	\$2,200.00
	84221686	Row Unit Narrow GW LH LH ASM Row Unit with narrow gauge wheels and short parallel linkages. (SEE NOTE 19 IN APPENDIX AT END OF PRINTED PRICE BOOK)	320 LB	\$2,225.00
	84221687	Row Unit Narrow GW RH RH ASM Row Unit with narrow gauge wheels and short parallel linkages. (SEE NOTE 19 IN APPENDIX AT END OF PRINTED PRICE BOOK)	320 LB	\$2,225.00
	84221688	Row Unit LH Narrow Ext. Link LH ASM Row Unit with narrow gauge wheels and long parallel linkages. (SEE NOTE 19 IN APPENDIX AT END OF PRINTED PRICE BOOK)	320 LB	\$2,250.00
	84221689	Row Unit RH Narrow Ext. Link RH ASM Row Unit with narrow gauge wheels and long parallel linkages. (SEE NOTE 19 IN APPENDIX AT END OF PRINTED PRICE BOOK)	320 LB	\$2,250.00

Fan System

	307962A	Vacuum Fan System ASM Fan System - includes fan components and hydraulics for a planter. This fan will power up to 12 rows, some crops require additional fans.(18 rows for corn or soybeans). (SEE NOTE 20 IN APPENDIX AT END OF PRINTED PRICE BOOK)	240 LB	\$2,900.00
--	---------	---	--------	------------

**EARLY RISER® 1265 36R30 PLANTERS
US PRICE LIST**

**(Ex Works - See Standard Equipment)
Standard Equipment**

BULK SEED HOPPERS:

Two seed tanks, 60 bushel each
(120 bu. Total) with lighting
Nurse distribution to a one gallon
capacity mini-hopper at each row.

SEED METERING/DELIVERY:

Advanced Seed Meter located on each
row to meter seed from hoppers to
openers. Planter mounted, hydraulically
driven fan pulls seed to holes in
seed disc. SEED DISCS REQUIRED
FOR OPERATION

MONITOR/CONTROL SYSTEM:

Standard AFS Pro-700 Display with
Self-calibrating AccuStat™ Sensors
has the following features:
Rate Alarm, High/Low Population,
Seed Spacing, Row failure, Average
Population, Row Seed Counter, Seed
Rate Bar Graph, Field Acre Counter,
Total Acreage Counter-Seasonal,
Lifetime Area, Ground Speed,
Area/Hour, Vacuum Rate, Vacuum
Control, Bulk Fill Fan Rate, Bulk
Fill Fan Control, Bin Level Indicator,
Steerable Axle Control (1260/1265),
Liquid Fertilizer Control, Pneumatic
Down Pressure Control, Row Shut-off
control, Mapping and Boundary Control
(additional GPS equipment required),
Rate Recording and Auto Guidance
Compatible, AccuStat™ Capable
Population, Singulation, Skips,
Multiples, Spacing CV by Row and
as Averages (requires unlock key),
(3) Video Camera Ready

System must be used with AFS
PRO 700 display. The AFS tractor
installation kits are not standard
equipment.

ROW UNITS (BOLT-ON):

Standard In-cab Pneumatic down
Pressure, Standard AccuDrive™ and
AccuRow clutches 14 in. (35 cm)
staggered left and right hand double
disk openers with HEAVY-DUTY
SINGLE ROW TRIPLE LIP BEARINGS
and flat scrapers (rotary scraper
available from Parts Division), quick
adjustable staggered covering disks,
6.5 x 12 in. press wheel and 2 quick
adjustable 4 x 16 in. depth equalizing
gauge wheels per row with special
profile tires.

DEPTH CONTROL:

Single handle, infinite settings
0-4.0 in., zero indexed.

DRIVE:

Hydraulic seed drive with four section
control plus AccuDrive™ and AccuRow
Clutches: 36R30 = 9-9-9-9 rows

HYDRAULIC PTO PUMP:

Standard planter mounted 40 gpm PTO
pump with 1-3/4 drive shaft

CARRYING WHEEL TIRES:

Four tubeless 455/55R-19.5 -
Steerable Axle
Wing Wheel Tires: Eight tubeless
18L x 16.1 tires (on wing frames)

FRAME:

Hitch:
8 x 16 in. (20.32 x 40.64 cm) main
hitch frame with a 6 x 14 in.
(15.24 x 35.56 cm) inner
telescoping tube.
12 x 12 in. (30.48 x 30.48 cm)
main toolbar frame

**EARLY RISER® 1265 36R30 PLANTERS
US PRICE LIST**

**(Ex Works - See Standard Equipment)
Standard Equipment**

FRAME: (cont'd)

Fold:

Four double acting hydraulic cylinders to fold wings and draft tubes together. Inner telescoping hitch moves in and out by the draft tubes.

Toolbar:

Three section flex frame with wing flex of 15° both upward and downward.

MARKERS:

Four section hydraulic folding marker. 16 in. smooth disk blade with depth band, outer section tension bolt breakaway protection, adjustable disk angle and casting gauge wheel.

HITCH:

Hydraulic parallel link drawbar hitch with variable position hitch point.

HYDRAULIC COUPLERS:

Two standard 1/2 in. ISO male couplers for Bulk Fill fan
Four standard 1/2 in. ISO male couplers for variable rate seed drives and vacuum fan
Two standard 1/2 in. ISO male couplers for lift and fold
Two standard 1/2 in. ISO male couplers for hydraulic hitch
One 3/8 in. ISO coupler for fan motor case drain (See requirements for operation)

TRANSPORT DIMENSIONS:

Transport height with markers
11 ft. 11 in. (3.63 m)
Transport width with markers
14 ft. 2 in. (4.3 m)
Transport length
56 ft. 5 in. (17.2 m)

MISCELLANEOUS EQUIPMENT:

Enhanced lighting package
SMV emblem

ASSEMBLY:

Planters come fully assembled and tested from the factory, except for row unit press wheels on wings and sub bar row unit extensions. Factory Supplied Accessories ordered with planter will not be assembled.

Requirements for Operation:

REFER TO SEED METER CHART FOR APPROVED SEED WITH BULK FILL.
Order SEED DISCS from Parts Division. (See Parts Division Supplied Accessories at back of price list.)

Tractor Installation Kit and Case Drain:

A hydraulic case drain port is required for all 1200 Series planters. A tractor remote or standard motor return cannot be used for this purpose. If tractor is not equipped with a case drain port, consult the Tractor Price List or Parts Book to obtain the necessary case drain kit. If the tractor is equipped with a case drain port and it does not accept the 3/8 in. flush face male coupler supplied with the planter, order appropriate conversion parts from Parts Division (See Parts Division Supplied Accessories).

Tractor Requirements:

SEE TRACTOR/PLANTER COMPATIBILITY MATRIX.

Tractor PTO Hp recommended
275 hp and greater.

**EARLY RISER® 1265 36R30 PLANTERS
US PRICE LIST**

**(Ex Works - See Standard Equipment)
Standard Equipment**

Requirements for Operation: (cont'd)

Required for optional Direct

Drive System:

5 remotes (1 for lift/fold and markers,
2 for the vacuum fan and two seed
drive motors, and 1 for Bulk Fill fan,
1 for hydraulic hitch).

Relief pressure of 2700 PSI minimum
with 69 gpm flow at couplers.

Note: Bulk Fill can be shut off through
the AFS display during planter lift,
thus reducing hydraulic demand.

Required for standard 40 gpm PTO

Drive System:

3 remotes (1 for lift/fold and markers,
1 for hydraulic hitch, and 1 for seed
drive and vacuum fan).

Relief pressure of 2700 PSI minimum
with 34 gpm flow at couplers.

0-25 psi case drain port on tractor
for fan motor case drain (1/4 in. or
3/8 in. case drain coupler required
depending on tractor case drain
connection - 3/8 in. is supplied
with planter).

If the standard PTO pump is selected,
the tractor must have a 1,000 RPM
PTO. The PTO coupler supplied with
the planter is for a 1-3/4 in. PTO shaft.

Planter Electrical requirements:

12 Volt electrical system
7 pin lighting connector socket
AFS 9 Pin Connection
(TRACTOR INSTALLATION KIT)

Tractor front end weights or wheel
weights or liquid ballast may be
required on some tractor models
for road transport of planter.
Towing vehicle weight should be
1-1/2 times planter weight.

Requirements for Operation: (cont'd)

Tractor vertical load requirements:

2,360 lbs. on drawbar (empty)

Electronic service tools required
for dealer service.

AFS Software

(please read all steps before beginning)

To Order AFS Software for Customers

who have requested a current version,
do the following:

1. Log into the CNH Precision Farming
Store found on the dealer portal
2. Select the CNH Information
Management tab
3. Click on Office Software
4. Copy the Link for AFS Software and
paste into an email to your
customer who is requesting this
software Note: Using this link the
customer will be able to download
and install the current full version
of AFS Software.
5. Order part number 88500-20-10
(AFS Mapping and Records unlock)
from your parts counter. Your
customer will receive an unlock
code to enter into the software he
downloaded from the link you
provided. Note: Dealer may want
to order and receive the unlock
prior to sending the customer the 1
link in step 4. That way the
customer has both the software link
and his unlock code in one email
from the dealer.

EX WORKS:

Wholegoods

(Ex Works Saskatoon, SK)

(Freight Equalized East Moline, IL)

Factory Supplied Attachments

(Ex Works Saskatoon, SK)

unless otherwise noted



**EARLY RISER® 1265 36R30 PLANTERS
US PRICE LIST**

(Ex Works - See Standard Equipment)

Models

COMMERCIAL MODEL	WORKING WIDTH	SPACING	Weight	List Price
1265 PLANTER	36 Rows	30 in.	12,000 LB	\$338,000.00

Factory Supplied Options

Order Code	Description	Weight	List Price
SEED METERING			
SD_P8404 SEED METERING			
	449159 Meter w/ru cable drive w/clutc		No Charge
	449157 Meter w/ru chain drive		(\$23,000.00)
	449158 Meter w/ru cable drive w/o clu		(\$15,000.00)
FEEDING SYSTEM			
SD_P6001 FEEDING SYSTEM			
	449149 Bulk Fill - no scales		No Charge
	789414 Bulk Fill with scales Includes two 60 bushel medium density polyethylene seed tanks, fiberglass reinforced polypropylene mini-hoppers (1 per row), two bin level sensors, seed delivery system, tank support frame and blower. Refer to SEED METER CHART for approved seed with Bulk Fill.		\$4,700.00
DRIVES			
SD_03015 DRIVES			
	449125 PTO Drive - 40 gpm		No Charge
	449121 Direct Drive with Bulk Fill		(\$4,900.00)

**EARLY RISER® 1265 36R30 PLANTERS
US PRICE LIST**

(Ex Works - See Standard Equipment)

LIST ASSIST/FLOTATION

SD_16082 CARRIER

	449139	HD carrier w/HF wheel		(\$10,000.00)
	449140	Steer carrier w/HF wheel		No Charge

ROW UNIT

SD_P9707 DOWN PRESSURE

	449152	In-Cab Pneumatic down pressure		No Charge
	449150	Spring down pressure		(\$2,500.00)

MARKERS

SD_P9201 MARKERS

	789008	Row markers Low profile four section hydraulic folding - automatic alternating		No Charge
	789407	No Markers with weight bracket Weight brackets only. When operating this planter without markers, eight 100 lb. weights must be added - 4 per wing - to replace the weight lost due to marker removal. Order qty. 8 - Standard Case IH suitcase weights through Parts Division, p/n 405846A3.		(\$12,900.00)
	449156	No Markers		(\$13,300.00)

SEED MONITOR SYSTEMS

SD_25016 MONITOR

	422539	AFS Pro 700 Display To view the AccuStat™ data an UNLOCK passcode is required. Order through Parts Division (p/n 47464425). This activation passcode unlocks the AccuStat™ function.		No Charge
	X25016X	No Monitor		(\$4,900.00)

CHEMICAL APPLICATION

SD_P7401 CHEMICAL APPLICATION

	XP7401X	No granular chemical system		No Charge
--	---------	-----------------------------	--	-----------

**EARLY RISER® 1265 36R30 PLANTERS
US PRICE LIST**

(Ex Works - See Standard Equipment)

	789010	Granular chemical system Not for use with cable drive. Includes basic unit for insecticide - 70 lb. capacity injection molded hopper of high density polyethylene, in furrow hose and drive package. Granular chemical mounting supports for Smart Box™ System are available through Parts Division p/n 86990636. Granular chemical Bin Level Sensor is available through Parts Division p/n 404197A1 - 2 are required.		\$10,800.00
--	--------	--	--	-------------

FERTILIZER

SD_P9801 FERTILIZER

	XP9801X	No selection		No Charge
	789052	Liquid fert pump system only Includes diaphragm pump, pump mounting brackets and drive/distribution parts to the row unit checks. DOES NOT CONTAIN TANKS OR PLUMBING TO TRACTOR HITCH - SEE FACTORY SUPPLIED ATTACHMENTS SECTION FOR TANK OPTIONS Minimum to maximum flow rates are 5-25 gal/acre @ 6 mph.		\$14,000.00
	789036	Liquid fertilizer system For in-furrow applications. Includes one 600 gallon/2271 liter tank, mounting brackets, diaphragm pump, row section controllers and drive/distribution parts to row unit checks. Rear fill access. Maximum flow rates are 5-20 gal./acre @ 6 mph. This system requires optional Heavy-duty Axle or Steerable Axle, both with high flotation tires. Row unit delivery		\$16,000.00

FERTILIZER OPENERS

SD_P5302 FERTILIZER OPENER

	XP5302X	No Selection		No Charge
	449162	Fert. base for In-Row delivery		\$3,600.00

TILLAGE TOOLS

SD_P5306 TILLAGE TOOLS

	XP5306X	No Selection		No Charge
	760017	Nar float NT residue mgr w/dbd Narrow floating no-till residue managers with depth band, dual wheel		\$18,900.00
	760016	Nar float residue mgr w/depbd Narrow floating wheel residue managers with depth band, dual wheel		\$18,000.00

**EARLY RISER® 1265 36R30 PLANTERS
US PRICE LIST**

(Ex Works - See Standard Equipment)

	789073	No-till residue managers dual wheel		\$14,400.00
	789024	Tine wheel residue managers dual wheel		\$13,500.00
	789026	Row unit mtd coulters -25 wave		\$14,400.00

OPERATOR'S MANUAL

SD 29046 MARKET

	449282	AFS North American English		No Charge
	449283	AFS French Canadian		No Charge

**EARLY RISER® 1265 36R30 PLANTERS
US PRICE LIST**

**(Ex Works - See Standard Equipment)
Factory Supplied Attachments**

Order Code	Description	Weight	List Price
Bulk Fill Weigh Scales			
84385979	Package, Bulk Fill Weigh Scales	30 LB	\$3,900.00
84385981	Package, Bulk Fill Scales Mount for 1265	50 LB	\$800.00
AFS AccuRow Control			
47414118	Kit, Single Row Electrical CL Center Converts planters over 20 rows to individual row shut off.	5 LB	\$890.00
84134497	AccuRow Control Package 36R Includes one clutch per row and Case IH ECU electronics (SEE NOTE 17 IN THE APPENDIX AT THE END OF THE PRINTED PRICE BOOK)		\$16,500.00
84168091	Completing Package 32,36R30 in AccuRow completing package for planters WITHOUT Pneumatic Down Pressure. Includes air compressor, two air tanks, air valves, tubing, mounting brackets, hardware, power harness and sensors. (SEE NOTE 17 IN APPENDIX AT THE END OF THE PRINTED PRICE BOOK)		\$1,700.00
84168090	Completing Package 32-36R30 in AccuRow completing package for planters WITH Pneumatic Down Pressure. Includes mounting brackets, hardware and power harness. (SEE NOTE 17 IN THE APPENDIX AT THE END OF THE PRINTED PRICE BOOK)	12 LB	\$975.00
84170859	Compressor Extension Harness For articulated 4WD tractors (SEE NOTE 17 IN APPENDIX AT THE END OF PRINTED PRICE BOOK)	13 LB	\$70.00
Markers			
47495694	Markers (36R30) 90-Ft marker package, Low profile four section hydraulic folding - Automatic alternating	3,181 LB	\$16,000.00
Granular Chemical Equipment			
84401404	Granular Chem Unit for 2 Rows Includes insecticide hose (84279842) kit. Insecticide applied through closing disk spring guide.	80 LB	\$600.00
233906A	Front Insecticide Spreader One per row	3 LB	\$50.00
233907A	Rear Insecticide Spreaders One per row	4 LB	\$50.00
84279842	Hose, Insecticide One per row	1 LB	\$20.00
233909A	Herbicide Spreader One per row	4 LB	\$50.00
233911A	Windshield - Herbicide One per row	1 LB	\$30.00
233913A	Spring Tooth Incorporator One per row	8 LB	\$85.00

**EARLY RISER® 1265 36R30 PLANTERS
US PRICE LIST**

(Ex Works - See Standard Equipment)

	336295A	Hopper Divider Package One per row - To convert hopper for use with two chemicals, includes additional meter	5 LB	\$125.00
	336296A	Closed Chemical System One per row - Instructions and fittings for lock and load lid. This kit modifies the original gran. Chem. lid from Factory Supplied Attachments 247205A for lock and load.	4 LB	\$140.00

Fertilizer Systems

	84219453	Liquid Fert Tank and Frame Kit One 600 gallon (2271 liter) tank and frame mounting kit. Includes plumbing from tank to drive/distribution system.		\$4,750.00
	47495702	Liquid Fertilizer Pump Only For 32R30 and 36R30. Includes diaphragm pump, pump mounting brackets and two section controllers and delivery system to the row units. Does not include tanks or plumbing to the tractor hitch. Minimum to maximum flow rates are 5-25 gal/acre @ 6 mph.	190 LB	\$15,800.00

Additional Attachments

	47495696	1000 RPM PTO Pump Kit (40 gpm) 1-3/4 in. PTO Driveline. This attachment supplies hydraulic flow to the bulk fill fan, 1 vacuum fan, 1 seed drive motor and liquid fertilizer (if equipped). With this option the hydraulic demand from the tractor is for the lift/fold/marker function, 1 vacuum fan and 1 hydraulic seed drive. The resulting tractor flow requirement is 33-34 gpm.	167 LB	\$4,800.00
	84219452	Bulk Fill Lights Two adjustable halogen lights with brackets (bulk fill railing mounted).	7 LB	\$415.00

Tillage Tools

	233915A	Support Required to mount furrowing disks, furrowing wings, tine tooth, and non-floating residue managers (1 per row). Not required for floating residue managers. Not for use with cable drive.	6 LB	\$70.00
	87730188	Tine Wheel Residue mgrs. (LH) Dual wheel, left hand Not for use with 15" row spacing	32 LB	\$305.00
	87730203	Tine Wheel Residue mgrs. (RH) Dual wheel, right hand. Not for use with 15" row spacing	32 LB	\$305.00
	87730189	No-Till Residue mgrs. (LH) Dual wheel, left hand. Not for use with 15" row spacing	32 LB	\$330.00
	87730315	No-Till Residue mgrs. (RH) Dual wheel, right hand. Not for use with 15" row spacing	32 LB	\$330.00
	47630516	Floating Narrow, Tine Res managers with depth band. Floating narrow standard tine wheel residue mgrs, dual wheel (right hand).	70 LB	\$500.00
	47630515	Floating Narrow- Tine Res managers with depth band. Floating narrow standard tine wheel residue mgrs, dual wheel (left hand).	70 LB	\$500.00
	47630518	Floating Narrow NT Res managers with depth band. Floating narrow no-till residue mgrs, dual wheel (right hand).	70 LB	\$525.00

**EARLY RISER® 1265 36R30 PLANTERS
US PRICE LIST**

(Ex Works - See Standard Equipment)

	47630517	Floating Narrow NT Res managers with depth band. Floating narrow no-till residue mgrs, dual wheel(left hand).	70 LB	\$525.00
	431543A	Row Unit Coulter - 25 Wave Row unit mounted coulter - 25 Wave (includes tillage support) (1 per row) For use on any row spacing. Row mounted coulters cannot be used with Case IH single disk fertilizer openers (P/N-84157031)	35 LB	\$400.00

Tractor Installation Kits

	87652428	Monitor Installation Kit - AFS For use with all brands of tractors. For use with AFS Monitors and color software. Not required if Case IH tractor is already equipped with ISO 11783 Implement Harness option and AFS mounting bracket. ARTICULATED TRACTORS SEE NOTE 8. (SEE NOTES 8,9 AND 10 IN APPENDIX AT THE END OF THE PRINTED PRICE BOOK)	17 LB	\$800.00
--	----------	---	-------	----------

Row unit - Hvy Duty Bearings

	84221684	Row Unit Std Gauge Wheel LH LH ASM Row Unit with standard gauge wheels and short parallel linkages. (SEE NOTE 19 IN APPENDIX AT END OF PRINTED PRICE BOOK)	320 LB	\$2,200.00
	84221685	Row Unit Std Gauge Wheel RH RH ASM Row Unit with standard gauge wheels and short parallel linkages. (SEE NOTE 19 IN APPENDIX AT END OF PRINTED PRICE BOOK)	320 LB	\$2,200.00
	84221686	Row Unit Narrow GW LH LH ASM Row Unit with narrow gauge wheels and short parallel linkages. (SEE NOTE 19 IN APPENDIX AT END OF PRINTED PRICE BOOK)	320 LB	\$2,225.00
	84221687	Row Unit Narrow GW RH RH ASM Row Unit with narrow gauge wheels and short parallel linkages. (SEE NOTE 19 IN APPENDIX AT END OF PRINTED PRICE BOOK)	320 LB	\$2,225.00
	84221688	Row Unit LH Narrow Ext. Link LH ASM Row Unit with narrow gauge wheels and long parallel linkages. (SEE NOTE 19 IN APPENDIX AT END OF PRINTED PRICE BOOK)	320 LB	\$2,250.00
	84221689	Row Unit RH Narrow Ext. Link RH ASM Row Unit with narrow gauge wheels and long parallel linkages. (SEE NOTE 19 IN APPENDIX AT END OF PRINTED PRICE BOOK)	320 LB	\$2,250.00

Fan System

	307962A	Vacuum Fan System ASM Fan System - includes fan components and hydraulics for a planter. This fan will power up to 12 rows, some crops require additional fans.(18 rows for corn or soybeans). (SEE NOTE 20 IN APPENDIX AT END OF PRINTED PRICE BOOK)	240 LB	\$2,900.00
--	---------	---	--------	------------

APPENDIX

SEED MONITOR SYSTEM

- 1) GPS Antenna/Receiver packages are available through Parts Division. For details on functionality of monitors, see MONITOR CHART at the end of the Planter section.
- 2) TRACTOR INSTALLATION KIT IS REQUIRED FOR OPERATION when using the Case IH AFS Monitor System. Order appropriate attachment from Factory Supplied Accessories section.
- 3) AFS Desktop Mapping Software and Data card ARE NOT INCLUDED with this package. Current versions of AFS Mapping Software can be ordered in the OTHER EQUIPMENT section of this price book. Data cards are available through the Parts Division.

SEED DISCS

- 4) Seed discs are required for operation. ORDER ONE SEED DISC PER PLANTER ROW. For further details on seed disc selection, please refer to the SEED DISC MATRIX CHARTS at the back of the Planter section. Additional seed discs are available through Parts Division. For Soybeans, the 8045 or 10045 disk is recommended for soybean seed weighing 2000 - 2600 seeds/lb. Seed discs are only available through Parts Division in packages of 8 discs. See Parts Division Supplied Accessories page.

PLANTER FAN CASE DRAIN

- 5) A hydraulic case drain port is required for all 1200 Series planters. A tractor remote or standard motor return cannot be used for this purpose. If tractor is not equipped with a case drain port and the appropriate case drain kit is not listed below, consult the Tractor Price List or Parts Book to obtain the necessary case drain kit.
- 6) If the tractor is equipped with a case drain port and it does not accept the 3/8 in. flush face male coupler supplied with the planter, order the appropriate conversion parts from Parts Division (See Parts Division Supplied Accessories at the back of the Planter section).
- 7) The case drain from the fan motor MUST be connected to a low-pressure return (less than 25 psi). A tractor remote or standard motor return cannot be used for this purpose.

TRACTOR INSTALLATION KITS (WIRING HARNESS)

- 8) If used with 4WD tractor, requires AFS 10 ft. Extension Harness (p/n 87446386) available through Parts Division.
- 9) IF USED WITH RADAR SPEED INPUT, AN ADAPTER CABLE IS REQUIRED
For STX, Steiger, MX180-305 and Magnum 180 - Magnum 380 use Adapter p/n 324847A2 (adapter plugs into harness and into the bottom of the tractor's A-post for Magnum Tractors and at the fuse box for Steiger Tractors).
For older Magnum tractors, use Adapter p/n A177090 (adapter tees into the tractor's radar connection behind the instrument panel).
Adapters for Case IH tractors are available through the Parts Division.
- 10) IF THIS MONITOR INSTALLATION KIT IS USED WITH GPS INPUT, AN ADAPTER CABLE IS REQUIRED.
When using a Case IH or Trimble branded GPS receiver (100, 110, 130, 162, 252, 262, or 372), use a 9-pin to Flat-5 Adapter (p/n 87302445) to plug into the flat-5 connector on the tractor harness. A power/data cable is also required. For a 100, 110 or 130 order p/n 277885A1 from Parts Division. For a 162, 252, 262, or 372 order p/n 87298129. If a null modem port is available from the GPS receiver (or EZ Guide) a Null Modem Cable (p/n 87297613) can be used to plug into the 9-pin serial port on the AFS Pro 600 or AFS Pro 700 display.

APPENDIX

DRIVES / PTO PUMP

- 11) For 1215, Single arm wheels will be assembled centered between rows except on 30 inch row spacing. Dual arm wheels must be ordered for the following:
- 30 inch row spacing

Dual arm wheels are not available for 1215 6RW and 8RW planters

For 1235 Stacker Planters - One wheel speed sensor is standard. If operating in uneven terrain, a second wheel can be equipped by ordering an additional sensor through Factory Supplied Attachments. Hydraulic drive is not compatible with the Early Riser IV Monitor. An AFS Pro 700 display is required if you desire variable rate control. Hydraulic drive option requires tractor radar or GPS input.

- 12) For 1255 Front Fold Planters. The 14 gpm PTO pump drive is for planters equipped with an Early Riser IV monitor, while the 22 gpm pump drive is for use with AFS Pro 700 display equipped machines only. PTO Pump is Supplied with PTO Pump drive system. 1-3/4 in. PTO pump coupler is included. Requires PTO pump restraint. See Factory Supplied Attachments.

For 1245 Pivot Transport Planters ordered with planter mounted PTO pump drive system. The 1 3/4" Driveline shaft is included with planter mounted pump kits. Order 1-3/8 in is optional. driveline shaft from Section 12 as required.

When using planter mounted PTO drive pumps, the lower 3 point hitch draft arms must be held against the tractor with the following Spring Retainer (order each of the following from Parts Division)

- 189585A1 - qty 1 (linkage)
- 189586A1 - qty 1 (linkage)
- 189587A1 - qty 1 (spring)
- 198121A1 - qty 2 (lynch pin)

The quick hitch attachment must be removed from all tractors before connecting the PT planter with the PTO driveline system.

For 7100, 7200, 8900 and MX Series Case IH Tractors adjust the lower 3 point link draft arms to the maximum height and secure them to the tractor sway blocks using the spring retainer.

For 9300 and STX Series Case IH Tractors remove the tractor sway blocks, adjust the lower 3 point link draft arms to the maximum height and secure them to the tractor using the spring retainer.

For all other tractors, adjust the lower 3 point draft arms to the maximum height and if required, remove the tractor sway blocks and/or the lower draft arm bumpers to gain sufficient clearance.

Secure the lower 3 point draft arms to the tractor using the spring retainer. Examine tractor clearance to the PTO driveline system when making sharp turns and adjust 3 point hitch system as required.

- 13) For 1245 Pivot Transport & 1255 Front Fold Planters ordered with tractor mounted PTO pump drive system. 1-3/4 in. PTO pump coupler is included. If a 1-3/8 in. spline coupler is required, order 1958267C1 from the Parts Division. Requires PTO pump restraint. See Factory Supplied Attachments.
- 14) For 1255 Front Fold Planters. Mechanical drive versions come equipped with a single transmission (two for 24R) and two electric clutches. This provides section shut off capabilities for either the left half or right half of the planter. 1255 front fold planters equipped with optional hydraulic drive contain two drive motors providing two section control (one motor controlling the left half and one controlling the right).

APPENDIX

TILLAGE TOOLS

- 15) Standard tine wheel residue managers are recommended for most tillage and residue conditions. No-Till residue managers are specifically recommended for heavy, matted, no-till residue conditions. No-Till residue managers are designed to reduce the "throwing" effect of residue into the next row unit. Floating residue managers require less field adjustment as the unit is designed to "float" through varying field conditions and surfaces.
- 16) For 1245 Pivot Transport Planters. Floating residue managers cannot be factory installed with no-till fertilizer openers. If floating residue managers are desired with no-till fertilizer openers, order the residue managers from Factory Supplied Accessories section along with offset fertilizer shanks for the wing rows (6 for 12R and 12/23, 10 for 16R, and 16/31, 16 for 24R20"). Offset shanks (p/n 118038A1) can be ordered from the Parts Division.

AFS ACCUROW CONTROL

- 17) GPS controlled row unit shut off system to disengage two, three or four rows at a time when overlapping areas of the field that have been previously planted. Kit consists of 1 air clutch per row, 1 air compressor, 1 air tank (2 for 24R, 16/31, 32R, & 36R), air valves, tubing, ECU electronics, wiring harness, mounting bracket and hardware. For planters equipped with AFS Pro 700 display only. Complete kit consists of one AccuRow Control Package and one Completing Package choice, the exception being 1245 split row machines (12/23 & 16/31) where a complete system can be obtained by ordering a single number.

FERTILIZER SYSTEMS

- 18) If this kit is intended to be installed on a planter with Serial Number prior to Y8S008000 or any planter with a "CBJ" prefix, a different control harness (P/N 398139A2) is required. An MCC controller (P/N - 405513A1) is also required if installing this kit on a 12R or a 16R PT planter on a prior to serial number Y8S008000.

ROW UNITS

- 19) Row Unit - Single pin quick adjust down pressure spring, 14 in. staggered left or right hand double disk openers with HEAVY-DUTY SINGLE ROW TRIPLE LIP bearings quick adjustable staggered covering disks, 6.5 x 12 in. press wheel and quick adjustable 4 x 16 in. depth equalizing gauge wheels per row with special profile tires. Mounting equipment - planter unit is complete with parallel linkage, head brackets and U-bolts for mounting on 7 x 7 inch toolbar. 4 x 4 inch and 2-1/2 x 2-1/2 inch toolbar mounting parts are available through Parts Division. Includes meter/hopper, air system tee and hose from cover to tee, tie straps to attach tee to 7 x 7 in. toolbar, small clamps, and two "O" rings.

FAN SYSTEMS

- 20) The following items are not included in any package but are necessary to complete an ASM planting system. When possible, a part number has been added for your reference:
 - 362013A1 - 4.5 in./11cm diameter flexible hose in 25 ft./7.6m lengths
 - 362014A1 - 4.5 in./11cm diameter rigid tubing in 20 ft./6.1m lengths
 - 300767A1 - End cap for rigid tube
 - Longer hydraulic hoses are required if used for a trailing application.
 - A wiring harness for monitor and lighting
 - Case drain kit. For current production Case IH tractors, kits can be ordered through Factory Supplied Accessories (see matrix).

DRIVE/CARRYING WHEELS

- 21) Attachment does not include tire/rim assembly. Parts can be reversed to convert to right hand drive wheel.
Remove chain to convert to carrying wheel. Speed sensor, bracket, and sprocket can be ordered from Parts Division.
If wheel kit is to be used on a 12 Row 36 in. stacker bar frame, order wheel mounting brackets (P/N 386109A1 and 386110A1) from the Parts Division.

APPENDIX

PNEUMATIC DOWN PRESSURE

22) This kit allows planters ordered with pneumatic down pressure to be controlled from the cab via a AFS Pro 600 or AFS Pro 700 display. For planters equipped with AFS Pro 600 or AFS Pro 700 display only. Complete kit consists of two attachment numbers, (one Pneumatic Kit and one Compressor Kit). The Compressor Kit is not required for planters equipped with AccuRow control row clutches, the compressor from the AccuRow system will be reused. A short pig-tail harness (P/N - 84235625 ordered from the Parts Division) will be required for connection into the planter Rate ECU for any planter built between serial number Y8S008001-YBS028000, with the exception of ER1255 24R30 planters built between YAS008301 and YAS008330 and between serial number YAS008416 and YBS007277.

All 1235 & 1255 planters built after serial number YBS028000 and 1245 planters built after YBS028800 do not require the pig tail harness, the planter is already equipped with it.

Monitor System Comparison

Feature	AFS Pro 700	Early Riser IV
Early Riser Planter Models	All	1210/15, 1220/25, 1230/35, & 1250/55 (12R & 16R only)
Rate Sensitive Alarm	X	X
High / Low Population Warning	X	X
Seed Population	X	X
Seed Spacing	X	X
Row Failure	X	X
Average Population	X	X
Seed Counter (row)	X	X
Seed Rate Bar Graph	X	X
Acre counter (field)	X	X
Total Acreage (season)	X	X
Lifetime Area	X	
Ground Speed	X	X
Area / Hr	X	X
Vacuum Rate	X	
Vacuum Control	X	
Bulk Fill Fan Rate	X	X
Bulk Fill Fan Control	X	
Bin Level Indicator	X	
Metric / US unit support	X	X
Steerable Axle Control (1260/1265 only)	X	
Bin Level Alarm	X	X
Liquid Fertilizer Control - Single Channel (1240/45, 1250/55, and 1260/65 only)	X	
In-Cab Pneumatic Down Pressure control	X	
Maximum number of rows	20 rows per section	36
Maximum number of seed drive sections	4	2 (Frame Box Control)
GPS control of seed drive shut off (Overlap & Boundary Control)	X	
GPS control of individual row shut off (AccuRow Control)	X	
Fold and Row Marker control	Display Control	Frame Box Control
Early Riser 1210/1215	X	X
Early Riser 1220/1225	X	X
Early Riser 1230/1235	X	X
Early Riser 1240/1245	X	
Early Riser 1250/1255	X	X
Early Riser 1260/1265	X	
Rate Recording Capable (As-Applied)	X	
Map Based Prescription Control - Seed (Variable Drive Option only) and Fertilizer		
Early Riser 1210/1215	not applicable	
Early Riser 1220/1225	X	
Early Riser 1230/1235	X	
Early Riser 1240/1245	X	
Early Riser 1250/1255	X	
Early Riser 1260/1265	X	
AccuStat - Singulation, Skips, Doubles, Spacing CV reporting & recording (12*5 series planters only)	X	
Record Position of Field Marks	X	
Video camera inputs (total of three cameras)	X	
Compatible with CaseIH Tractor, Combine, SP Sprayer and other AFS Systems	X	

Note: Case IH Early Riser series planters are not compatible with ISO11783 displays.
All AFS 12*5 series planters should be operated with the AFS Pro 700 display.

Case IH Tractor to 1240/1245 Pivot Transport Planter Series Compatibility Matrix for Hydraulic PTO Options & Accessories.

Note: Additional horsepower may be required based on soil type, operating speed, field, topography and planter attachments.

Rated Engine HP	PTO HP	Average Standard Weight (lbs) Per Product Spec Sheet	Tractor Model	Minimal HP									
				Planter Weight/Loaded Min. Vertical Drawbar Capacity									
131	105	13,500/14,000	PUMA 130 PS & CVT	12 Row On Row Hoppers	12 Row Bulk Fill w/ Fert	12 Row On Row Hoppers	12 Row Bulk Fill w/ Fert	16 Row On Row Hoppers	16 Row Bulk Fill w/ Fert	12/23 Row Bulk Fill w/ Fert	16/31 Row Bulk Fill w/ Fert	24R20 Bulk Fill w/ Fert	
146	120	13,500/14,000	PUMA 145 PS & CVT										
150	125	13,500/14,000	PUMA 150 PS & CVT										
160	135	13,900/14,400	PUMA 160 PS & CVT	22 GPM									
165	140	13,900/14,400	PUMA 165 PS & CVT	22 GPM									
167	140	15,900/16,700	PUMA 170 PS & CVT	22 GPM									
185	150	15,900/16,700	PUMA 185 PS & CVT	22 GPM									
200	165	15,900/16,700	PUMA 200 PS & CVT	22 GPM									
215	180	15,900/16,700	PUMA 215 PS & CVT	22 GPM									
220	185	15,900/16,700	PUMA 220 PS & CVT	22 GPM									
231	195	16,700	PUMA 230 CVT	22 GPM									
240	205	16,700	PUMA 240 CVT	22 GPM									
130			7110 & 7210	MRG	22 GPM								
150			7120	MRG	22 GPM								
155			7220	MRG	22 GPM								
170			7130 & 7230	MRG	22 GPM								
195			7140 & 7240	MRG	22 GPM								
215			7150 & 7250	MRG	22 GPM								
135			8910	MRG	22 GPM								
155			8920	MRG	22 GPM								
180			8930	MRG	22 GPM								
205			8940	MRG	22 GPM								
225			8950	MRG	22 GPM								
145			MA180 (1989-2003)	STD	STD	OPT	OPT						
165			MA200	STD	STD	STD	STD						
170			MA210 (2003-2006)	STD	STD	STD	STD						
175			MA215	STD	STD	STD	STD						
185			MA220	STD	STD	STD	STD						
190			MA230	STD	STD	STD	STD						
205			MA240	STD	STD	STD	STD						
200			MA245	STD	STD	STD	STD						
215			MA255	STD	STD	STD	STD						
235			MA270	STD	STD	STD	STD						
225			MA275	STD	STD	STD	STD						
240			MA285	STD	STD	STD	STD						
255			MA305	STD	STD	STD	STD						
275			MA335	STD	STD	STD	STD						
185	150	21,500	MAGNUM 180 PS & CVT	MRG	22 GPM								
200	165	21,500	MAGNUM 190 PS & CVT	MRG	22 GPM								
200	175	21,500	MAGNUM 200 PS & CVT	MRG	22 GPM								
215	180	21,500	MAGNUM 210 PS & CVT	MRG	22 GPM								
220	190	21,500	MAGNUM 220 PS & CVT	MRG	22 GPM								
231	195	21,500	MAGNUM 225 CVT	MRG	22 GPM								
240	205	21,500	MAGNUM 240 CVT	MRG	22 GPM								
235	195	27,180	MAGNUM 235	STD	STD	STD	STD						
250	205	27,180	MAGNUM 250 PS & CVT	STD	STD	STD	STD						
257	215	27,180	MAGNUM 260	STD	STD	STD	STD						
280	235	27,400	MAGNUM 280 PS & CVT	STD	STD	STD	STD						
284	240	27,400	MAGNUM 290	STD	STD	STD	STD						
310	265	27,800	MAGNUM 310 PS & CVT	STD	STD	STD	STD						
312	265	28,200	MAGNUM 315	STD	STD	STD	STD						
340	290	28,200	MAGNUM 340 PS & CVT	STD	STD	STD	STD						
370	305	31,190	MAGNUM 370 CVT	STD	STD	STD	STD						
380	315	28,230	MAGNUM 380 CVT	STD	STD	STD	STD						
MRG			Can Run Hydraulics Directly From Tractor but May Experience Slow Lift and/or Reduced Fan RPM's While Raising the Planter										
STD			Can Run Hydraulics Directly From Tractor with STD Tractor Hydraulic Pump										
OPT			Can Run Hydraulics Directly From Tractor if the Tractor is Equipped With Optional Tractor High Flow &/or Twin Flow Hydraulic Pump. If not, order the 22 GPM PTO pump (p/n 36 GPM).										
STD22			Tractor equipped with standard pump and 22gpm PTO driven pump										
STD36			Tractor equipped with standard pump and 36gpm PTO driven pump										
HF			Tractor equipped with High Flow / High Output option.										
TF1			High-Range Magnum Twin-Flow Connections										
			Std or HF Pump #1 - Steering, Trans, SCV 1, 2, & 3, PBY										
			TF-Pump #2 - SCV 4, 5, 6 (opt), & PBY										
			Steiger Twin-Flow Connections										
			Std or HF Pump #1 - Steering, SCV 1, 2, & 3										
			TF-Pump #2 - SCV 4, 5, 6 (opt), & PBY										

Tractor Does Not Have Enough HP in Normal Conditions

Case IH Tractor to 1240/1245 Pivot Transport Planter Series Compatibility Matrix for Hydraulic PTO Options & Accessories.

Note: Additional horsepower may be required based on soil type, operating speed, field, topography and planter attachments.

Rated Engine HP	PTO HP	Average Standard Weight (lbs) Per Product Spec Sheet	Tractor Model	Minimal HP													
				Planter Weight Loaded Min. Vertical Drawbar Capacity													
				12 Row On Row Hoppers	12 Row On Row Hoppers w/ Fert	12 Row Bulk Fill	12 Row Bulk Fill w/ Fert	16 Row On Row Hoppers	16 Row On Row Hoppers w/ Fert	16 Row Bulk Fill	16 Row Bulk Fill w/ Fert	12/23 Row Bulk Fill	12/23 Row Bulk Fill w/ Fert	16/31 Row Bulk Fill	16/31 Row Bulk Fill w/ Fert	24R20 Bulk Fill	24R20 Bulk Fill w/ Fert
168			9310	MRG 22 GPM	22 GPM	22 GPM	22 GPM	MRG 22 GPM	22 GPM	22 GPM	22 GPM	36 GPM	36 GPM	36 GPM	36 GPM	36 GPM	36 GPM
207			9330	MRG 22 GPM	22 GPM	22 GPM	22 GPM	MRG 22 GPM	22 GPM	22 GPM	22 GPM	36 GPM	36 GPM	36 GPM	36 GPM	36 GPM	36 GPM
286			9350	MRG 22 GPM	22 GPM	22 GPM	22 GPM	MRG 22 GPM	22 GPM	22 GPM	22 GPM	36 GPM	36 GPM	36 GPM	36 GPM	36 GPM	36 GPM
310			9370	MRG 22 GPM	22 GPM	22 GPM	22 GPM	MRG 22 GPM	22 GPM	22 GPM	22 GPM	36 GPM	36 GPM	36 GPM	36 GPM	36 GPM	36 GPM
335			9380	MRG 22 GPM	22 GPM	22 GPM	22 GPM	MRG 22 GPM	22 GPM	22 GPM	22 GPM	36 GPM	36 GPM	36 GPM	36 GPM	36 GPM	36 GPM
339			9385	MRG 22 GPM	22 GPM	22 GPM	22 GPM	MRG 22 GPM	22 GPM	22 GPM	22 GPM	36 GPM	36 GPM	36 GPM	36 GPM	36 GPM	36 GPM
375			9390	MRG 22 GPM	22 GPM	22 GPM	22 GPM	MRG 22 GPM	22 GPM	22 GPM	22 GPM	36 GPM	36 GPM	36 GPM	36 GPM	36 GPM	36 GPM
425			9395	MRG 22 GPM	22 GPM	22 GPM	22 GPM	MRG 22 GPM	22 GPM	22 GPM	22 GPM	36 GPM	36 GPM	36 GPM	36 GPM	36 GPM	36 GPM
429			9400	MRG 22 GPM	22 GPM	22 GPM	22 GPM	MRG 22 GPM	22 GPM	22 GPM	22 GPM	36 GPM	36 GPM	36 GPM	36 GPM	36 GPM	36 GPM
469			9405	MRG 22 GPM	22 GPM	22 GPM	22 GPM	MRG 22 GPM	22 GPM	22 GPM	22 GPM	36 GPM	36 GPM	36 GPM	36 GPM	36 GPM	36 GPM
473			9410	MRG 22 GPM	22 GPM	22 GPM	22 GPM	MRG 22 GPM	22 GPM	22 GPM	22 GPM	36 GPM	36 GPM	36 GPM	36 GPM	36 GPM	36 GPM
250			9415	MRG 22 GPM	22 GPM	22 GPM	22 GPM	MRG 22 GPM	22 GPM	22 GPM	22 GPM	36 GPM	36 GPM	36 GPM	36 GPM	36 GPM	36 GPM
259			9420	MRG 22 GPM	22 GPM	22 GPM	22 GPM	MRG 22 GPM	22 GPM	22 GPM	22 GPM	36 GPM	36 GPM	36 GPM	36 GPM	36 GPM	36 GPM
273			9425	MRG 22 GPM	22 GPM	22 GPM	22 GPM	MRG 22 GPM	22 GPM	22 GPM	22 GPM	36 GPM	36 GPM	36 GPM	36 GPM	36 GPM	36 GPM
335			9430	MRG 22 GPM	22 GPM	22 GPM	22 GPM	MRG 22 GPM	22 GPM	22 GPM	22 GPM	36 GPM	36 GPM	36 GPM	36 GPM	36 GPM	36 GPM
339			9435	MRG 22 GPM	22 GPM	22 GPM	22 GPM	MRG 22 GPM	22 GPM	22 GPM	22 GPM	36 GPM	36 GPM	36 GPM	36 GPM	36 GPM	36 GPM
375			9440	MRG 22 GPM	22 GPM	22 GPM	22 GPM	MRG 22 GPM	22 GPM	22 GPM	22 GPM	36 GPM	36 GPM	36 GPM	36 GPM	36 GPM	36 GPM
425			9445	MRG 22 GPM	22 GPM	22 GPM	22 GPM	MRG 22 GPM	22 GPM	22 GPM	22 GPM	36 GPM	36 GPM	36 GPM	36 GPM	36 GPM	36 GPM
429			9450	MRG 22 GPM	22 GPM	22 GPM	22 GPM	MRG 22 GPM	22 GPM	22 GPM	22 GPM	36 GPM	36 GPM	36 GPM	36 GPM	36 GPM	36 GPM
469			9455	MRG 22 GPM	22 GPM	22 GPM	22 GPM	MRG 22 GPM	22 GPM	22 GPM	22 GPM	36 GPM	36 GPM	36 GPM	36 GPM	36 GPM	36 GPM
473			9460	MRG 22 GPM	22 GPM	22 GPM	22 GPM	MRG 22 GPM	22 GPM	22 GPM	22 GPM	36 GPM	36 GPM	36 GPM	36 GPM	36 GPM	36 GPM
290			9465	MRG 22 GPM	22 GPM	22 GPM	22 GPM	MRG 22 GPM	22 GPM	22 GPM	22 GPM	36 GPM	36 GPM	36 GPM	36 GPM	36 GPM	36 GPM
312			9470	MRG 22 GPM	22 GPM	22 GPM	22 GPM	MRG 22 GPM	22 GPM	22 GPM	22 GPM	36 GPM	36 GPM	36 GPM	36 GPM	36 GPM	36 GPM
340			9475	MRG 22 GPM	22 GPM	22 GPM	22 GPM	MRG 22 GPM	22 GPM	22 GPM	22 GPM	36 GPM	36 GPM	36 GPM	36 GPM	36 GPM	36 GPM
356			9480	MRG 22 GPM	22 GPM	22 GPM	22 GPM	MRG 22 GPM	22 GPM	22 GPM	22 GPM	36 GPM	36 GPM	36 GPM	36 GPM	36 GPM	36 GPM
385			9485	MRG 22 GPM	22 GPM	22 GPM	22 GPM	MRG 22 GPM	22 GPM	22 GPM	22 GPM	36 GPM	36 GPM	36 GPM	36 GPM	36 GPM	36 GPM
407			9490	MRG 22 GPM	22 GPM	22 GPM	22 GPM	MRG 22 GPM	22 GPM	22 GPM	22 GPM	36 GPM	36 GPM	36 GPM	36 GPM	36 GPM	36 GPM
441			9495	MRG 22 GPM	22 GPM	22 GPM	22 GPM	MRG 22 GPM	22 GPM	22 GPM	22 GPM	36 GPM	36 GPM	36 GPM	36 GPM	36 GPM	36 GPM
478			9500	MRG 22 GPM	22 GPM	22 GPM	22 GPM	MRG 22 GPM	22 GPM	22 GPM	22 GPM	36 GPM	36 GPM	36 GPM	36 GPM	36 GPM	36 GPM
550			9505	MRG 22 GPM	22 GPM	22 GPM	22 GPM	MRG 22 GPM	22 GPM	22 GPM	22 GPM	36 GPM	36 GPM	36 GPM	36 GPM	36 GPM	36 GPM
580			9510	MRG 22 GPM	22 GPM	22 GPM	22 GPM	MRG 22 GPM	22 GPM	22 GPM	22 GPM	36 GPM	36 GPM	36 GPM	36 GPM	36 GPM	36 GPM
600			9515	MRG 22 GPM	22 GPM	22 GPM	22 GPM	MRG 22 GPM	22 GPM	22 GPM	22 GPM	36 GPM	36 GPM	36 GPM	36 GPM	36 GPM	36 GPM
620			9520	MRG 22 GPM	22 GPM	22 GPM	22 GPM	MRG 22 GPM	22 GPM	22 GPM	22 GPM	36 GPM	36 GPM	36 GPM	36 GPM	36 GPM	36 GPM
MRG				MRG 22 GPM	22 GPM	22 GPM	22 GPM	MRG 22 GPM	22 GPM	22 GPM	22 GPM	36 GPM	36 GPM	36 GPM	36 GPM	36 GPM	36 GPM
STD				STD	STD	STD	STD	STD	STD	STD	STD	STD	STD	STD	STD	STD	STD
OPT				OPT	OPT	OPT	OPT	OPT	OPT	OPT	OPT	OPT	OPT	OPT	OPT	OPT	OPT
STD36				STD36	STD36	STD36	STD36	STD36	STD36	STD36	STD36	STD36	STD36	STD36	STD36	STD36	STD36
HF				HF	HF	HF	HF	HF	HF	HF	HF	HF	HF	HF	HF	HF	HF
TF1				TF1	TF1	TF1	TF1	TF1	TF1	TF1	TF1	TF1	TF1	TF1	TF1	TF1	TF1
(Pumps Separated)				(Pumps Separated)	(Pumps Separated)	(Pumps Separated)	(Pumps Separated)	(Pumps Separated)	(Pumps Separated)	(Pumps Separated)	(Pumps Separated)	(Pumps Separated)	(Pumps Separated)	(Pumps Separated)	(Pumps Separated)	(Pumps Separated)	(Pumps Separated)
TF2				TF2	TF2	TF2	TF2	TF2	TF2	TF2	TF2	TF2	TF2	TF2	TF2	TF2	TF2
(Pumps Combined)				(Pumps Combined)	(Pumps Combined)	(Pumps Combined)	(Pumps Combined)	(Pumps Combined)	(Pumps Combined)	(Pumps Combined)	(Pumps Combined)	(Pumps Combined)	(Pumps Combined)	(Pumps Combined)	(Pumps Combined)	(Pumps Combined)	(Pumps Combined)

Can Run Hydraulics Directly From Tractor *but* May Experience Slow Lift and/or Reduced Fan RPM's While Raising the Planter
 Can Run Hydraulics Directly From Tractor with STD Tractor Hydraulic Pump
 Can Run Hydraulics Directly From Tractor if the Tractor is Equipped With Optional Tractor High Flow &/or Twin Flow Hydraulic Pump. If not, order the 22 GPM PTO pump (p/n 36 GPM).
 Tractor equipped with standard pump and 22gpm PTO driven pump
 Tractor equipped with standard pump and 36gpm PTO driven pump
 Tractor equipped with High Flow / High Output option.

TF1 (Pumps Separated)	High-Range Misgrum Twin-Flow Connections
	SG Pump #1 - Steering, Trans, SCV 1, 2, & 3, PBY TF Pump #2 - SCV 4, 5, 6 (opt), & PBY
TF2 (Pumps Combined)	Steiger Twin-Flow Connections
	Std or HF Pump #1 - Steering, SCV 1, 2, & 3 TF Pump #2 - SCV 4, 5, 6 (opt), & PBY
Steigers ONLY - Twin flow pumps but both pumps combine oil in the aux manifold and share with all functions	

Requires both Field Installed and PTO Pump described plus the Hydraulics Directly From Tractor w/ith STD Hydraulic Pump

22 GPM	Part Number	22 GPM (For Planters with 2 stage telescoping hitch, "Tractor Mounted"), 1000 RPM Hydraulic PTO pump (or 12RN, 16RN, 1223, 1631 & 24R20 - 1240 Series Planters, field installed attachment
	87542687	22 GPM (For Planters with 2 stage telescoping hitch, "Planter Mounted"), 1000 RPM Hydraulic PTO pump for 12RN, 16RN, 1223, 1631 & 24R20 - 1240 Series Planters, field installed attachment
36 GPM	87732335	22 GPM (For Planters with 2 stage telescoping hitch, "Planter Mounted"), 1000 RPM Hydraulic PTO pump for 12RN, 16RN, 1223, 1631 & 24R20 - 1240 Series Planters, field installed attachment
	87732336	36 GPM (For Planters with 2 stage telescoping hitch, "Planter Mounted"), 1000 RPM Hydraulic PTO pump for 12RN, 16RN, 1223, 1631 & 24R20 - 1240 Series Planters, field installed attachment

Tractor Does Not Have Enough HP in Normal Conditions

Case IH Tractor to 1250/1255 Front Fold Transport Planter Series Compatibility Matrix for Hydraulic PTO Options & Accessories.

Note: Additional horsepower may be required based on soil type, operating speed, field, topography and planter attachments.

Rated Engine HP	PTO HP	Average Standard Weight (lbs) Per Product Spec Sheet	Tractor Model	12 Row On Row Hoppers	12 Row Bulk Fill	16 Row On Row Hoppers	16 Row Bulk Fill	24R30 On Row Hoppers	24R30 Bulk Fill	24R30 On Row Hoppers w/ Fert	24R30 Bulk Fill w/ Fert
			Minimal HP	FFT	FFT	FFT	FFT	FFT	FFT	FFT	FFT
			Planter Weight Empty	140	150	170	180	255 & >	230 & >	255 & >	255 & >
			Min. Vertical 3-Point Capacity	12000	14250	14500	17190	32000	27500	32000	35000
			Min. Vertical Drawbar Capacity	8000	8500	8000	9500	14500	15000	14500	16000
				NA	NA	NA	11000*	11000*	11000*	11000*	11000*
168			9310	M/RG	22 GPM	22 GPM	22 GPM	M/RG	22 GPM	22 GPM	22 GPM
207			9330	M/RG	22 GPM	22 GPM	22 GPM	M/RG	22 GPM	22 GPM	22 GPM
266			9350	M/RG	22 GPM	22 GPM	22 GPM	M/RG	22 GPM	22 GPM	22 GPM
310			9370	M/RG	22 GPM	22 GPM	22 GPM	M/RG	22 GPM	22 GPM	22 GPM
345			9380	M/RG	22 GPM	22 GPM	22 GPM	M/RG	22 GPM	22 GPM	22 GPM
363			9390	STD	STD	STD	STD	STD	STD	STD	STD
225			STX275	STD	STD	STD	STD	STD	STD	STD	STD
225			STX280	STD	STD	STD	STD	STD	STD	STD	STD
270			STX325	STD	STD	STD	STD	STD	STD	STD	STD
269			STX330	STD	STD	STD	STD	STD	STD	STD	STD
273			STX335	STD	STD	STD	STD	STD	STD	STD	STD
330			STX375	STD	STD	STD	STD	STD	STD	STD	STD
335			STX380	STD	STD	STD	STD	STD	STD	STD	STD
339			STX385	STD	STD	STD	STD	STD	STD	STD	STD
370			STX425	STD	STD	STD	STD	STD	STD	STD	STD
375			STX430	STD	STD	STD	STD	STD	STD	STD	STD
395			STX450	STD	STD	STD	STD	STD	STD	STD	STD
425			STX480	STD	STD	STD	STD	STD	STD	STD	STD
429			STX485	STD	STD	STD	STD	STD	STD	STD	STD
440			STX500	STD	STD	STD	STD	STD	STD	STD	STD
469			STX530	STD	STD	STD	STD	STD	STD	STD	STD
473			STX535	STD	STD	STD	STD	STD	STD	STD	STD
350		35,848	STEIGER 350 WH	STD	STD	STD	STD	STD	STD	STD	STD
370		35,848/50,800	STEIGER 370 WH & QUAD	STD	STD	STD	STD	STD	STD	STD	STD
400		36,048	STEIGER 400 WH	STD	STD	STD	STD	STD	STD	STD	STD
420		36,048/51,000	STEIGER 420 WH & QUAD	STD	STD	STD	STD	STD	STD	STD	STD
450		36,048/53,564	STEIGER 450 WH & QUAD	STD	STD	STD	STD	STD	STD	STD	STD
470		36,048/51,000	STEIGER 470 WH & QUAD	STD	STD	STD	STD	STD	STD	STD	STD
500		39,492/53,564	STEIGER 500 WH & QUAD	STD	STD	STD	STD	STD	STD	STD	STD
535		44,045/53,564	STEIGER 530 WH & QUAD	STD	STD	STD	STD	STD	STD	STD	STD
550		44,045/53,804	STEIGER 550 WH & QUAD	STD	STD	STD	STD	STD	STD	STD	STD
560		45,868/53,564	STEIGER 560 WH & QUAD	STD	STD	STD	STD	STD	STD	STD	STD
600		45,868/53,804	STEIGER 600 WH & QUAD	STD	STD	STD	STD	STD	STD	STD	STD
620		45,868/53,804	STEIGER 620 WH & QUAD	STD	STD	STD	STD	STD	STD	STD	STD
M/RG			Can Run Hydraulics Directly From Tractor but May Experience Slow Lift and/or Reduced Fan RPM's While Raising the Planter	STD	STD	STD	STD	STD	STD	STD	STD
OPT			Can Run Hydraulics Directly From Tractor with STD Tractor Hydraulic Pump	STD	STD	STD	STD	STD	STD	STD	STD
STD/22			Can Run Hydraulics Directly From Tractor if the Tractor is Equipped With Optional Tractor High Flow or Twin Flow Hydraulic Pump. If not, order the 22 GPM PTO pump (p/n 87569855 - 22 GPM)	STD	STD	STD	STD	STD	STD	STD	STD
HF			Tractor equipped with standard pump and 22gpm PTO driven pump	STD	STD	STD	STD	STD	STD	STD	STD
			Tractor equipped with High Flow / High Output option.	STD	STD	STD	STD	STD	STD	STD	STD
TF1			High-Range Magnum Twin-Flow Connections	STD	STD	STD	STD	STD	STD	STD	STD
(Pumps Separated)			Std Pump #1 - Steering, Trans, SCV 1, 2, & 3, PBY	STD	STD	STD	STD	STD	STD	STD	STD
			TF Pump #2 - SCV 4, 5, 6 (opt), & PBY	STD	STD	STD	STD	STD	STD	STD	STD
			Steiger Twin-Flow Connections	STD	STD	STD	STD	STD	STD	STD	STD
			Std or HF Pump #1 - Steering, SCV 1, 2, & 3	STD	STD	STD	STD	STD	STD	STD	STD
			TF Pump #2 - SCV 4, 5, 6 (opt), & PBY	STD	STD	STD	STD	STD	STD	STD	STD
TF2			Steigers ONLY - Twin flow pumps but both pumps combine oil in the aux manifold and share with all functions (Pumps Combined)	STD	STD	STD	STD	STD	STD	STD	STD

Requires both Field Installed and PTO Pump described plus the Hydraulics Directly From Tractor with STD Hydraulic Pump

22GPM	87569855	22 GPM (Front Fold Trailing), 1000 RPM Hydraulic PTO pump for 1250 Series, field installed attachment
		Tractor Does Not Have Enough HP In Normal Conditions
		* Tractors MUST be equipped with Heavy Duty drawbar

SEED METER, VACUUM AND BULK SETTINGS

Seed Singular Settings:

The Advanced Seed Meter will accurately plant most seeds. The chart is a guideline to help optimize performance. It provides the range setting for seed sizes best suited for respective disks.

IMPORTANT: If your seed meters are equipped with the older style singulator that uses a lever instead of a dial for adjustment, divide the singulator setting value from this chart in half.

Advanced Seed Meter Recommended Settings(e)

TABLE NOTES:

- Seed disk designation indicates number of holes and hole diameter; i.e. seed disk 4855 contains 48 holes with each hole diameter of 5.5 mm.
- Vacuum level is set by controlling fan speed control with seed on disk. Setting is in inches of water (inch H₂O).
- Meter cover indicates baffle position number. Meter inspection without draining seed can be made when baffle is set to position 0 (fully closed).
- Do not use Singulator dial (lever) settings to control gross population; excessive doubles or skips will occur. Higher dial setting decreases singulator interference with seed disk holes.
- Use the Seed Population/Spacing Chart and Seed Disk RPM Chart in this Section to determine disk RPM.

Crop	Seeds/lb	Seed Disk Ordering Number	(a) Seed Disk Number	(b) Vacuum Setting In (H ₂ O)	(c) Baffle Setting	(d) Singulator Dial Setting	Bulk Fill Settings If Equipped	
							Bulk Fan RPM Speed 1245 [1255] {1265}	Inductor Air Baffle
Corn								
	1700-2400	192995A1	4855	18-20	2	3	3600 [3500] {3000}	Large Seed Baffle
	1700-2400	275116A1	2455	18-20	2	3		
	1700-2400	84217654	3655	18-20	2	3		
	1200-1700	192995A1	4855	20-22	2	3		
	1200-1700	275116A1	2455	20-22	2	3		
	1200-1700	84217654	3655	20-22	2	3		
Select seed disk based on optimum disk RPM for the seed spacing and planting seed speed used. See Seed Disk RPM chart.								
Sweet Corn								
	3850-4600	326781A1	4835	22-24	3	3	3700 [3700] {3000}	Large Seed Baffle
	2400-3100	192993A1	4845	20-22	3	3		
	2100-2400	192995A1	4855	16-18	3	2		
Popcorn								
	3500-4600	328083A1	4830	26-30	2	4	3500 [3700] {3000}	Small Seed Baffle
	2500-3500	326241A1	4840	18-20	2	3		
	1500-2500	192995A1	4855	18-20	2	3		
Soybean								
	3500-4500	397839A1	13035-SB	15-17	2	8	3600 [3300] {3000}	Large Seed Baffle
	3500-4500	87698876	10035-SB	15-17	2	8		
	3500-4500	87420630	8035-SB	15-17	2	8		
	2600-3500	193017A1	13045	15-17	2	8		
	2000-3500	87698875	10045-SB	15-17	2	8		
	2000-3500	377669A1	8045-SB	15-17	2	8		
Select seed disk based on optimum disk RPM for the seed spacing and planting seed speed used. See Seed Disk RPM chart. 13035-SB and 13045 seed disks have 2 staggered rows of holes. Select 100 hole disk if seed crowds together on the 130 hole disk								
Sorghum/Milo								
	12,000-19,000	326239A1	2423	22-25	1	4	3200 [3300] {2800}	Small Seed Baffle
	12,000-19,000	232711A2	8023	22-25	1	4		
	12,000-19,000	232712A2	12023	22-25	1	4		
Select seed disk based on optimum disk RPM for the seed spacing and planting seed speed used. See Seed Disk RPM chart.								

SEED METER, VACUUM AND BULK SETTINGS

TABLE NOTES:

- a. Seed disk designation indicates number of holes and hole diameter; i.e. seed disk 4855 contains 48 holes with each hole diameter of 5.5 mm.
- b. Vacuum level is set by controlling fan speed control with seed on disk. Setting is in inches of water (inch H2O).
- c. Meter cover indicates baffle position number. Meter inspection without draining seed can be made when baffle is set to position 0 (fully closed).
- d. Do not use Singulator dial (lever) settings to control gross population; excessive doubles or skips will occur. Higher dial setting decreases singulator interference with seed disk holes.
- e. Use the Seed Population/Spacing Chart and Seed Disk RPM Chart in this Section to determine disk RPM.

Crop	Seeds/lb	Seed Disk Ordering Number	(a) Seed Disk Number	(b) Vacuum Setting In (H2O)	(c) Baffle Setting	(d) Singulator Dial Setting	Bulk Fill Settings If Equipped	
							Bulk Fan RPM Speed 1245 [1255] {1265}	Inductor Air Baffle
Edible Bean								
Navy-Small	2300-3000	192997A1	8045	20-22	2	5	Not Recommended for Bulk Fill Planters	
Pinto-Medium	1000-2300	232706A1	6055	24-26	2	5		
Snap-Medium	1400-1800	447861A1	8045-C	24-26	2	7		
Kidney Large	800-1000	193002A1	6060	20-22	3	6		
Sunflower								
Small	7000-10,500	326239A1	2423	20-22	1	3	2800 [3200] {2700}	Small Seed Baffle
Medium	4000-7000	326240A1	2440	20-22	2	3		
Large	2000-4000	275116A1	2455	20-22	2	3		
Cotton								
Singulated	5000-6300	447947A1	8035-DC	16-18	2	4	3500 [3000] {2700}	Large Seed Baffle
Singulated	4200-5000	447947A1	8035-DC	20-22	2	4		
Singulated	4200-6300	47512717	6030	16-22	2	4		
Hill Drop	4200-6300	84222452	40x2/8030	16-18	2	10		
Hill Drop	4200-6300	365249A1	20x3/6030	14-16	2	10		
Hill Drop	4200-6300	84222453	20x4/8030	16-18	2	10		
Hill Drop Cotton seed disk is designed to plant three seeds per hill. For optimum performance, reduce ground speed.								
Encrusted Sugar Beet								
Seed Diameter 8/64" - 10/64"	22,000-38,000	84183356	60175	16 - 20	1	4	3200 [3200] {2500}	Small Seed Baffle
		236027A*	80175	16 - 20	1	4		
Seed Diameter 10/64" - 12/64"	13,000-22,000	84183357	6020	18 - 20	1	4		
		84183358	6023	18 - 20	1	4		
		326242A*	8020	18 - 20	1	4		
		232711A*	8023	18 - 20	1	4		
60 cell discs are generally recommended to maintain proper discs speeds. Refer to Seed Disc RPM chart for your application.								
Pelleted Sugar Beet								
Mini Pellet Seed Diameter 8/64" - 10/64"	>20,000	84183357	6020	16 - 20	1	4	3200 [3200] {2500}	Small Seed Baffle
		326242A*	8020	16 - 20	1	4		
Regular Pellet Seed Diameter 10/64" - 12/64"	12,000 - 20,000	84183357	6020	18 - 22	1	4		
		326242A*	8020	18 - 22	1	4		
Jumbo Pellet Seed Diameter > 12/64"	8,000 - 12,000	84183358	6023	20 - 24	1	4		
		232711A*	8023	20 - 24	1	4		
60 cell discs are generally recommended to maintain proper discs speeds. Refer to Seed Disc RPM chart for your application.								
Peanut								
Small ‡	1000-1400	193002A1	6060	20-22	2	6	Not Recommended for Bulk Fill Planters	
Sm Substitute ‡	1000-1400	232706A1	6055	24-26	2	6		
Medium ‡	800-1000	327103A1	4860	20-22	2	6		
Md Substitute ‡	800-1000	193002A1	6060	20-22	3	6		
Large **	600-800	353801A1	6065	22-24	3	6		
Lg Substitute **	600-800	193003A1	4865	22-24	3	6		
** Additional care is needed for peanut seeds larger than 800 seeds/pound. For optimum planter performance, reduce ground speed.								
Adjustment for drive wheel slip and selecting/maintaining the proper vacuum setting are critical for planting the desired population.								
Always verify planter performance by digging seeds.								
‡ For peanuts smaller than 800 seeds per pound, see the following pages for suggested planting speeds.								
Select 48 hole disk if seed crowds together on the 60 hole disk. Brushes can be removed.								
Remove the straight brush from the holder for Virginia peanuts.								

SEED METER, VACUUM AND BULK SETTINGS

Seed Population/Spacing Chart

Use this table to determine expected seed spacing or different populations and row widths.

Determining Seed Disk RPM

Use the table on the following page to approximate seed disk RPM for you planting speed, seed spacing and seed disk.

For all Case IH 1200 Series hydraulic drive planters, seed disk RPM must be greater than 12 RPM for reliable results.

For all Case IH 1200 Series planters - ground and hydraulic drive, seed disk RPM should NEVER exceed 60 RPM. Damage to meter components will occur.

Shaded areas in the chart indicate **optimal** RPM range. Values in italic indicate RPMs slower than 12 RPM.

Seed Disk RPM Formula

Use the following formula to calculate Seed Disk RPM for your specific planting parameters:

$$\frac{1}{\text{Disk Holes}} \times \frac{1}{\text{Spacing}} \times \text{Speed (mph)} \times 1056 = \text{Disk RPM}$$

Disk Holes = No. of holes in the seed disk.

Spacing = Seed spacing in inches.

Speed = Planting speed in mph.

1056 = Constant value.

Example:

48 Hold Disk
4.25 Inch Seed Spacing
5.0 MPH Planting Speed

Divide 1 by 48 (no. disk holes) = 0.021

Divide 1 by 4.25 (seed spacing) = 0.235

Multiply 0.021 x 0.235 x 5 (mph) x 1056 = 26 RPM

Using a 48 hole seed disk and seed spacing of 4.25 inch, when traveling at 5 mph, the seed disk will rotate at 26 RPM, well within the required range of 12-60 RPM.

Seed Spacing (Inch per seed)	Seed Population							
	Seed/Acre 15 Inch Rows	Seed/Acre 20 Inch Rows	Seeds/Acre 22 Inch Rows	Seed/Acre 30 Inch Rows	Seed/Acre 36 Inch Rows	Seed/Acre 38 Inch Rows	Seed/Acre 40 Inch Rows	
0.25	1,672,704	1,254,528	1,140,480	836,352	696,960	660,278	627,264	
0.50	836,352	627,264	570,240	418,176	348,480	330,139	313,632	
0.75	557,568	418,176	380,160	278,784	232,320	220,093	209,088	
1.00	418,176	313,632	285,120	209,088	174,240	165,069	156,816	
1.25	334,541	250,906	228,096	167,270	139,392	132,056	125,453	
1.50	278,784	209,088	190,080	139,392	116,160	110,046	104,544	
1.75	238,958	179,218	162,926	119,479	99,566	94,325	89,609	
2.00	209,088	156,816	142,560	104,544	87,120	82,535	78,408	
2.25	185,856	139,392	126,720	92,928	77,440	73,364	69,696	
2.50	167,270	125,452	114,048	83,635	69,696	66,028	62,726	
2.75	152,064	114,048	103,680	76,032	63,360	60,025	57,024	
3.00	139,392	104,544	95,040	69,696	58,080	55,023	52,272	
3.25	128,670	96,502	87,729	64,335	53,612	50,791	48,251	
3.50	119,479	89,610	81,463	59,739	49,783	47,163	44,805	
3.75	111,514	83,636	76,032	55,757	46,464	44,019	41,818	
4.00	104,544	78,408	71,280	52,272	43,560	41,267	39,204	
4.25	98,394	73,796	67,087	49,197	40,998	38,840	36,898	
4.50	92,928	69,696	63,360	46,464	38,720	36,682	34,848	
4.75	88,037	66,028	60,025	44,019	36,682	34,751	33,014	
5.00	83,635	62,726	57,024	41,818	34,848	33,014	31,363	
5.25	79,653	59,740	54,309	39,826	33,189	31,442	29,870	
5.50	76,032	57,024	51,840	38,016	31,680	30,013	28,512	
5.75	72,726	54,544	49,586	36,363	30,303	28,708	27,272	
6.00	69,696	52,272	47,520	34,848	29,040	27,512	26,136	
6.25	66,908	50,182	45,619	33,454	27,878	26,411	25,091	
6.50	64,335	48,252	43,865	32,167	26,806	25,395	24,126	
6.75	61,952	46,464	42,240	30,976	25,813	24,455	23,232	
7.00	59,739	44,804	40,731	29,870	24,891	23,581	22,402	
7.25	57,679	43,260	39,327	28,840	24,033	22,768	21,630	
7.50	55,757	41,818	38,016	27,878	23,232	22,009	20,909	
7.75	53,958	40,468	36,790	26,979	22,483	21,299	20,234	
8.00	52,272	39,204	35,640	26,136	21,780	20,634	19,602	
8.25	50,688	38,016	34,560	25,344	21,120	20,008	19,008	
8.50	49,197	36,898	33,544	24,599	20,499	19,420	18,449	
8.75	47,792	35,844	32,585	23,896	19,913	18,865	17,922	
9.00	46,464	34,848	31,680	23,232	19,360	18,341	17,424	
9.25	45,208	33,906	30,824	22,604	18,837	17,845	16,953	
9.50	44,019	33,014	30,013	22,009	18,341	17,376	16,507	
9.75	42,890	32,168	29,243	21,445	17,871	16,930	16,084	
10.00	41,818	31,364	28,512	20,909	17,424	16,507	15,682	
10.25	40,798	30,598	27,817	20,399	16,999	16,104	15,299	
10.50	39,826	29,870	27,154	19,913	16,594	15,721	14,935	
10.75	38,900	29,176	26,523	19,450	16,208	15,355	14,588	
11.00	38,016	28,512	25,920	19,008	15,840	15,006	14,256	
11.25	37,171	27,878	25,344	18,586	15,488	14,673	13,939	
11.50	36,363	27,272	24,793	18,182	15,151	14,354	13,636	
11.75	35,589	26,692	24,266	17,795	14,829	14,048	13,346	
12.00	34,848	26,136	23,760	17,424	14,520	13,756	13,068	
12.25	34,137	25,602	23,275	17,068	14,224	13,475	12,801	
12.50	33,454	25,090	22,810	16,727	13,939	13,206	12,545	
12.75	32,798	24,598	22,362	16,399	13,666	12,947	12,299	
13.00	32,167	24,126	21,932	16,084	13,403	12,698	12,063	
13.25	31,560	23,670	21,518	15,780	13,150	12,458	11,835	
13.50	30,976	23,232	21,120	15,488	12,907	12,227	11,616	
13.75	30,413	22,810	20,736	15,206	12,672	12,005	11,405	
14.00	29,870	22,402	20,366	14,935	12,446	11,791	11,201	
14.25	29,346	22,010	20,008	14,673	12,227	11,584	11,005	
14.50	28,840	21,630	19,663	14,420	12,017	11,384	10,815	
14.75	28,351	21,264	19,330	14,175	11,813	11,191	10,632	
15.00	27,878	20,908	19,008	13,939	11,616	11,005	10,454	

Seed Disk RPM

Seed Spacing (inch per seed)	24 Cell Disk			36 Cell Disk			48 Cell Disk			60 Cell Disk			80 Cell Disk			100 Cell Disk			120 Cell Disk			130 Cell Disk				
	4 MPH	6 MPH	8 MPH	4 MPH	6 MPH	8 MPH	4 MPH	6 MPH	8 MPH	4 MPH	6 MPH	8 MPH	4 MPH	6 MPH	8 MPH	4 MPH	6 MPH	8 MPH	4 MPH	6 MPH	8 MPH	4 MPH	6 MPH	8 MPH		
0.25	Meter Recommendations																									
0.50	Optimal Meter RPM: shaded region																									
0.75	Do not operate Meter greater than 60 RPM																									
1.00	Hydraulic Drive not recommended below 12 RPM																									
1.25											56			42												
1.50							59				47			35	53			28	42	56	23	35	47	22	32	43
1.75							50				40			30	45			24	36	48	20	30	40	19	28	37
2.00				59			44				35	53		26	40	53	21	32	42	18	26	35	16	24	32	
2.25				52			39	59			31	47		23	35	47	19	28	38	16	23	31	14	22	29	
2.50				47			35	53			28	42	56	21	32	42	17	25	34	14	21	28	13	19	26	
2.75				43			32	48			26	38	51	19	29	38	15	23	31	13	19	26	12	18	24	
3.00	59			39	59		29	44	59		23	35	47	18	26	35	14	21	28	12	18	23	11	16	22	
3.25	54			36	54		27	41	54		22	32	43	16	24	32	13	19	26	11	16	22	10	15	20	
3.50	50			34	50		25	38	50		20	30	40	15	23	30	12	18	24	10	15	20	9	14	19	
3.75	47			31	47		23	35	47		19	28	38	14	21	28	11	17	23	9	14	19	9	13	17	
4.00	44			29	44	59	22	33	44		18	26	35	13	20	26	11	16	21	9	13	18	8	12	16	
4.25	41			28	41	55	21	31	41		17	25	33	12	19	25	10	15	20	8	12	17	8	11	15	
4.50	39	59		26	39	52	20	29	39		16	23	31	12	18	23	9	14	19	8	12	16	7	11	14	
4.75	37	56		25	37	49	19	28	37		15	22	30	11	17	22	9	13	18	7	11	15	7	10	14	
5.00	35	53		23	35	47	18	26	35		14	21	28	11	16	21	8	13	17	7	11	14	6	10	13	
5.25	34	50		22	34	45	17	25	34		13	20	27	10	15	20	8	12	16	7	10	13	6	9	12	
5.50	32	48		21	32	43	16	24	32		13	19	26	10	14	19	8	12	15	6	10	13	6	9	12	
5.75	31	46		20	31	41	15	23	31		12	18	24	9	14	18	7	11	15	6	9	12	6	8	11	
6.00	29	44	59	20	29	39	15	22	29		12	18	23	9	13	18	7	11	14	6	9	12	5	8	11	
6.25	28	42	56	19	28	38	14	21	28		11	17	23	8	13	17	7	10	14	6	8	11	5	8	10	
6.50	27	41	54	18	27	36	14	20	27		11	16	22	8	12	16	6	10	13	5	8	11	5	7	10	
6.75	26	39	52	17	26	35	13	20	26		10	16	21	8	12	16	6	9	13	5	8	10	5	7	10	
7.00	25	38	50	17	25	34	13	19	25		10	15	20	8	11	15	6	9	12	5	8	10	5	7	9	
7.25	24	36	49	16	24	32	12	18	24		10	15	19	7	11	15	6	9	12	5	7	10	4	7	9	
7.50	23	35	47	16	23	31	12	18	23		9	14	19	7	11	14	6	8	11	5	7	9	4	6	9	
7.75	23	34	45	15	23	30	11	17	23		9	14	18	7	10	14	5	8	11	5	7	9	4	6	8	
8.00	22	33	44	15	22	29	11	17	22		9	13	18	7	10	13	5	8	11	4	7	9	4	6	8	
8.25	21	32	43	14	21	28	11	16	21		9	13	17	6	10	13	5	8	10	4	6	9	4	6	8	
8.50	21	31	41	14	21	28	10	16	21		8	12	17	6	9	12	5	7	10	4	6	8	4	6	8	
8.75	20	30	40	13	20	27	10	15	20		8	12	16	6	9	12	5	7	10	4	6	8	4	6	7	
9.00	20	29	39	13	20	26	10	15	20		8	12	16	6	9	12	5	7	9	4	6	8	4	5	7	
9.25	19	29	38	13	19	25	10	14	19		8	11	15	6	9	11	5	7	9	4	6	8	4	5	7	
9.50	19	28	37	12	19	25	9	14	19		7	11	15	6	8	11	4	7	9	4	6	7	3	5	7	
9.75	18	27	36	12	18	24	9	14	18		7	11	14	5	8	11	4	6	9	4	5	7	3	5	7	
10.00	18	26	35	12	18	23	9	13	18		7	11	14	5	8	11	4	6	8	4	5	7	3	5	6	
10.25	17	26	34	11	17	23	9	13	17		7	10	14	5	8	10	4	6	8	3	5	7	3	5	6	
10.50	17	25	34	11	17	22	8	13	17		7	10	13	5	8	10	4	6	8	3	5	7	3	5	6	
10.75	16	25	33	11	16	22	8	12	16		7	10	13	5	7	10	4	6	8	3	5	7	3	5	6	
11.00	16	24	32	11	16	21	8	12	16		6	10	13	5	7	10	4	6	8	3	5	6	3	4	6	
11.25	16	23	31	10	16	21	8	12	16		6	9	13	5	7	9	4	6	8	3	5	6	3	4	6	
11.50	15	23	31	10	15	20	8	11	15		6	9	12	5	7	9	4	6	7	3	5	6	3	4	6	
11.75	15	22	30	10	15	20	7	11	15		6	9	12	4	7	9	4	5	7	3	4	6	3	4	6	
12.00	15	22	29	10	15	20	7	11	15		6	9	12	4	7	9	4	5	7	3	4	6	3	4	5	
12.25	14	22	29	10	14	19	7	11	14		6	9	11	4	6	9	3	5	7	3	4	6	3	4	5	
12.50	14	21	28	9	14	19	7	11	14		6	8	11	4	6	8	3	5	7	3	4	6	3	4	5	
12.75	14	21	28	9	14	18	7	10	14		6	8	11	4	6	8	3	5	7	3	4	6	3	4	5	
13.00	14	20	27	9	14	18	7	10	14		5	8	11	4	6	8	3	5	6	3	4	5	2	4	5	
13.25	13	20	27	9	13	18	7	10	13		5	8	11	4	6	8	3	5	6	3	4	5	2	4	5	
13.50	13	20	26	9	13	17	7	10	13		5	8	10	4	6	8	3	5	6	3	4	5	2	4	5	
13.75	13	19	26	9	13	17	6	10	13		5	8	10	4	6	8	3	5	6	3	4	5	2	4	5	
14.00	13	19	25	8	13	17	6	9	13		5	8	10	4	6	8	3	5	6	3	4	5	2	3	5	
14.25	12	19	25	8	12	16	6	9	12		5	7	10	4	6	7	3	4	6	2	4	5	2	3	5	
14.50	12	18	24	8	12	16	6	9	12		5	7	10	4	5	7	3	4	6	2	4	5	2	3	4	
14.75	12	18	24	8	12	16	6	9	12		5	7	10	4	5	7	3	4	6	2	4	5	2	3	4	
15.00	12	18	23	8	12	16	6	9	12		5	7	9	4	5	7	3	4	6	2	4	5	2	3	4	



**EARLY RISER 1200 SERIES PLANTERS
PARTS DIVISION SUPPLIED ACCESSORIES**

PLANTER CASE DRAIN KITS

The 1200 planter comes equipped with a 3/8 inch male coupler on the case drain line. If your tractor's case drain port will not accept this 3/8 inch coupler, remove and replace as follows:

If Tractor is equipped with a 1/4 inch female case drain coupler, order 1 each of the following parts to convert the planter to mate to this 1/4 inch female coupler on the tractor.

- 218-5057 Adapter 3/8 MBX x 3/8 MJ
- 187562C1 Coupler 1/4 inch male with 3/8 inch FB threads

If Tractor is equipped with a 1/2 inch female Pioneer case drain coupler, order 1 each of the following parts to convert the planter to mate to this 1/2 female Pioneer coupler on the tractor

- 24323 Coupler 1/2 with 1/2 FB threads

If Tractor is equipped with a 3/4 inch female Snap-Tite case drain coupler, order 1 each of the following parts to convert the planter to mate to this 3/4 inch female Snap-Tite coupler on the tractor.

- 218-5044 Adapter 3/8 MJ x 3/4 MB
- 242605 Coupler 3/4 Snap-Tite male with 3/4 FB threads

Air Baffle Part Numbers for all 1245 Model Planters

- 84594220 Large Seed Baffle
- 47397652 Small Seed Baffle

Air Baffle Part Numbers for 12R/16R 1255 Model Planters

- 84594215 Large Seed Baffle
- 47397652 Small Seed Baffle

Air Baffle Part Numbers for 24R30 1255 Model Planters

- 84594223 Large Seed Baffle
- 47397656 Small Seed Baffle

Air Baffle Part Numbers for 1265 Model Planters

- 84594231 Large Seed Baffle
- 47397660 Small Seed Baffle

Advanced Seed Meter Seed Discs

- 192995A1 Corn - 4855
- 275116A1 Corn - 2455
- 84217654 Corn - 3655
- 326781A1 Sweet Corn - 4835
- 192993A1 Sweet Corn - 4845
- 192995A1 Sweet Corn - 4855
- 328083A1 Popcorn - 4830
- 326241A1 Popcorn - 4840
- 192995A1 Popcorn - 4855



**EARLY RISER 1200 SERIES PLANTERS
PARTS DIVISION SUPPLIED ACCESSORIES**

Advanced Seed Meter Seed Discs (continued)

397839A1	Soybean 13035-SB
87698876	Soybean 10035-SB
87420630	Soybean - 8035-SB
193017A1	Soybean - 13045
87698875	Soybean - 10045-SB
377669A1	Soybean - 8045-SB
326239A1	Sorghum/Milo - 2423
232711A2	Sorghum/Milo - 8023
232712A2	Sorghum/Milo - 12023
192997A1	Small Edible Bean Navy - 8045
232706A1	Medium Edible Bean Pinto - 6055
447861A1	Medium Edible Bean Snap - 8045-C
193002A1	Large Edible Bean Kidney - 6060
326239A1	Small Sunflower - 2423
326240A1	Medium Sunflower - 2440
275116A1	Large Sunflower - 2455
447947A1	Singulated Cotton - 8035-DC
47512717	Singulated Cotton - 6030
84222452	Hill Drop Cotton - 40x2/8030
365249A1	Hill Drop Cotton - 20x3/6030
84222453	Hill Drop Cotton - 40x4/8030
84183356	Encrusted Sugar Beet - 60175
236027A*	Encrusted Sugar Beet - 80175
84183357	Encrusted & Mini/Regular Pelleted Sugar Beet - 6020
84183358	Encrusted & Jumbo Pelleted Sugar Beet - 6023
326242A*	Encrusted & Mini/Regular Pelleted Sugar Beet - 8020
232711A*	Encrusted & Jumbo Pelleted Sugar Beet - 8023
193002A1	Small/Medium Peanut - 6060
232706A1	Small Peanut - 6055
327103A1	Medium Peanut - 4860
353801A1	Large Peanut 6065
193003A1	Large Peanut - 4865
84188696	Wheat - 30015
47510587	Canola - 14010
234282A3	Blank Seed Disc
353553A1	Blank Seed Disc with groove

Miscellaneous Kits

47464425	AccuStat Advanced Seed Sensing AFS Pro 700 Unlock
86990636	Granular chemical mounting supports for Smart Box
404197A1	Granular chemical bin sensor
84363587	Early Riser 1260/1265 Wash Tank Attachment
84493102	Early Riser 1255/1265 Rear Ladder Extension Step
84158977	Pneumatic Down Pressure Mechanical Assist Spring Kit (1 row)
87446386	6 ft (3.1 m) AFS 4WD Tractor Extension Harness
47404260	Early Riser 1250 - 6.2 gal PTO Pump reservoir kit (replaces 2.6 gal. reservoir)
84159439	Early Riser 1250/1255 Wheel Mud Scraper Kit (One 10.00-15 wheel)
84159440	Early Riser 1250/1255 Wheel Mud Scraper Kit (One 11-22.5 wheel)

AGRICULTURAL EQUIPMENT

U.S. PRICE LIST

MATERIAL HANDLING - L705 SERIES LOADERS

PL-100 MH REVISION 43

SAP PRICE LIST 017 C6

EFFECTIVE JANUARY 17, 2014

THIS IS A COMPLETE REVISION

This price list is intended for dealers with the AG and AL contracts only.

This Complete Revision includes new or revised information and replaces all prior revisions.

NOTE: Dealers should retain prior price list pages for any discontinued machines or attachments remaining in inventory.

The prices included in this revision supersede any prices established prior to the effective date shown unless specifically identified in a price bulletin as superseding this price list.

Copyright 2014 By

CNH Industrial, N.V.



GENERAL INFORMATION

ADVANCE FREIGHT

Advance freight will be added to the machinery invoice as a separate net charge for machinery shipped from field locations or from other than specified Ex Works locations.

PRICES

Prices are Ex Works factory, where the goods are manufactured, except where noted. For detailed information concerning prices, please refer to your OPERATING GUIDE.

CONTENTS OF ORGANIZATION

CNH Industrial N.V. issues price lists and revisions covering each Case IH contract. The U.S. Price List is published in U.S. funds and the Canadian Price List is published in Canadian funds. Ensure that you are using the correct price list. U.S. or Canada is referenced at the top of each page and the Canadian price lists have a Maple Leaf on the price list cover page.

Freight, duty and sales taxes are NOT included in any wholegoods or attachment prices shown in the price list. Any appropriate freight, duty, Federal, State, and Provincial taxes will be added to the machinery invoice as separate net charges.

PROCEDURE

The price pages for each machine (or group of machines) lists both "Factory Supplied Options" and "Factory Supplied Accessories."

Each price list is comprised of the various machines sold under that contract. Each price book section has "Factory Supplied Options" and "Factory Supplied Accessories" price pages. When ordering and pricing a machine follow the ordering instructions listed for that machine. Accessories listed following the "Factory Supplied Accessories" heading are available for installation in the field.



GENERAL INFORMATION

DISTRIBUTION OF PRICE LISTS

Price lists and periodic price list revisions will be posted on the Dealer Portal, and distributed electronically when possible.

Printed copies of current price lists, index tabs and binders can be purchased from the Document Management Center (DMC). Orders should be placed only through the DMC web site link located on the Dealer Portal.

Document Management Center (DMC)
2205 Durand Avenue
Racine, WI 53403

DMC Customer Service:
(for inquiries - not to place orders)
(262)636-7540

Internal E-mail: #NA DMC ORDER CENTER
Complete U.S. Price List is PL-100
Complete Canadian Price List is PLC-100

Periodic price list revisions are usually accompanied by a cover sheet which carries instructions on price page changes and where to insert replacement or new price pages. The revisions are dated and are effective as of that date.



**MATERIAL HANDLING - L705 SERIES LOADERS
TABLE OF CONTENTS**

FRONT LOADERS

Current Tractor Loader Match Chart..... 1
Discontinued Tractor Loader Match Chart..... 2

L735 FRONT LOADERS
Standard Features 3
Price List 5
Factory Supplied Attachments 19

L745 FRONT LOADERS
Standard Features 27
Price List 29
Factory Supplied Attachments 46

L755 FRONT LOADERS
Standard Features 57
Price List 59
Factory Supplied Attachments 75

L765 FRONT LOADERS
Standard Features 87
Price List 89
Factory Supplied Attachments 106

L775 FRONT LOADERS
Standard Features 119
Price List 121
Factory Supplied Attachments 134

L785 FRONT LOADERS
Standard Features 143
Price List 145
Factory Supplied Attachments 157

L795 FRONT LOADER
Standard Features 165
Price List 167
Factory Supplied Attachments 171

Hydraulic Valve Kit Offering - LMV and MMV Kits - by Tractor..... 173

Loader to Tractor Match Chart

Rev. January 2014	PTO HP	L735	L745	L755	L765	L775	L785	L795
FARMALL® 110A Tier 3 (Queretaro)	90		•					
FARMALL® 120A Tier 3 (Queretaro)	96		•					
FARMALL® 125A Tier 3 (Queretaro)	105		•	•				
FARMALL® 140A Tier 3 (Queretaro)	115		•	•				
FARMALL® 85C Platform Tier 4A (Jesi S/N = ZxJX5xxxx)	75	•						
FARMALL® 95C Platform Tier 4A (Jesi S/N = ZxJX5xxxx)	85	•						
FARMALL® 105C Platform Tier 4A (Jesi S/N = ZxJX5xxxx)	95	•						
FARMALL® 115C Platform Tier 4A (Jesi S/N = ZxJX5xxxx)	98	•						
FARMALL® 85C Flat Deck Tier 4A (Ankara S/N = ZxJV0xxxx)	75	•	•					
FARMALL® 95C Flat Deck Tier 4A (Ankara S/N = ZxJV0xxxx)	85	•	•					
FARMALL® 105C Flat Deck Tier 4A (Ankara S/N = ZxJV0xxxx)	95	•	•					
FARMALL® 115C Flat Deck Tier 4A (Ankara S/N = ZxJV0xxxx)	98	•	•					
FARMALL® 105U Tier 4A (Jesi)	91	•	•					
FARMALL® 115U Tier 4A (Jesi)	98	•	•					
MAXXUM® 110 (4 cyl) Tier 4A	90		•					
MAXXUM® 120 (4 cyl) Tier 4A	100		•					
MAXXUM® 130 (4 cyl) Tier 4A	110		•					
MAXXUM® 115 (6 cyl) Tier 4A	95			•				
MAXXUM® 125 (6 cyl) Tier 4A	105			•				
MAXXUM® 140 (6 cyl) Tier 4A	120			•	•			
PUMA® 130 Tier 4 A	105			•	•			
PUMA® 150 Tier 4 B/Final	125				•			
PUMA® 165 Tier 4 B/Final	140				•			
PUMA® 185 Tier 4 B/Final	155				•	•		
PUMA® 200 Tier 4 B/Final	170				•	•		
PUMA® 220 Tier 4 B/Final	185				•	•	•	
PUMA® 240 CVT Tier 4 B/Final	205					•	•	
MAGNUM™ 180 Tier 4 B/Final	155						•	
MAGNUM™ 200 Tier 4 B/Final	175						•	
MAGNUM™ 220 Tier 4 B/Final	190						•	
MAGNUM™ 240 CVT Tier 4 B/Final	205						•	
MAGNUM™ 235 Tier 4A	195							•
MAGNUM™ 260 Tier 4A	215							•
MAGNUM™ 315 Tier 4A	240							•
MAGNUM™ 340 Tier 4A	290							•
MAGNUM™ 370 CVT Tier 4A	305							•

Loaders for Discontinued Production Tractors

Rev. Mar 2012	PTO HP	L720	L735	L745	L755	L765	L775	L785
Farmall 70 2WD only	52	•						
Farmall 70 2WD/MFD	52		•					
Farmall 80 2WD only	62	•						
Farmall 80 2WD/MFD	62		•					
Farmall 90 2WD only	72	•						
Farmall 90 2WD/MFD	72		•					
MXU 100 Limited 4 cyl	80			•				
MXU 110 Limited 4 cyl	95			•				
MXU 115 Value 6 cyl	95				•			
MXU 115 Limited 6 cyl	95				•			
MXU 125 Limited 6 cyl	105				•			
MXU 130 Value 6 cyl	110				•			
MXU 135 Limited 6 cyl	115				•			
Puma 115	95					•		
Puma 125	105					•		
Puma 140	120					•		
Puma 155	135					•		
Puma 165	135					•	•	
Puma 180	150					•	•	
Puma 195	165						•	•
Puma 210	180						•	•
Puma 225	195						•	•
Magnum 180 Tier 3	150							•
Magnum 200 Tier 3	165							•
Magnum 210 Tier 3	180							•
Magnum 225 Tier 3	195							•
Magnum 215 Tier 3	175							•
Magnum 245 Tier 3	200							•
Magnum 275 Tier 3	225							•
Magnum 305 Tier 3	255							•
Magnum 335 Tier 3	275							•

L735 FRONT LOADER
US PRICE LIST

(Ex Works Nearest Depot)
Standard Equipment

STANDARD FEATURES:

Quick attach design:

 Euro Style Quick-Attach

 Skid-Steer Style Tool Carrier

4-Bar bucket linkage

Bucket level indicator

Parking stand

Grille guard (included with front
 mounting brackets)

SPECIFICATIONS:

See Chart for specifications



Specifications Chart L735

	L735 NSL	L735 MSL	L735 NSL	L735 MSL	L735 NSL	L735 MSL
Loader Type						
Hydraulic flow - liters/min (GPM)	48 (13)	48 (13)	79 (21)	79 (21)	51.5 (14)	51.5 (14)
Rated hydraulic pressure - Bar (PSI)	1185 bar (2680)	1185 bar (2680)	196 bar (2842)	196 bar (2842)	190 bar (2755)	190 bar (2755)
Tractor Used On	Farmall 85C-115C Flat Deck Tier 4A (Ankara)		Farmall 70, 80, 90, MFD Farmall 85U, 95U, 105U Tier 3		Farmall 95 MFD	
Loader specifications are subject to change and may vary based on tractor model, hydraulic system and tire size.						
Boom Cylinder Fulcrum						
Maximum Lift Height @ Pivot Pin: mm (in):	3490 (137.4)	3490 (137.4)	3430 (1352)	3430 (135)	3490 (137)	3490 (137)
Max Lift Height under bucket in Level position: mm (in):	3180 (125.2)	3180 (125.2)	3120 (122.8)	3120 (122.8)	3190 (125.5)	3190 (125.5)
Dump Clearance mm (in.)	2520 (99.2)	2520 (99.2)	2460 (96.9)	2460 (96.9)	2530 (99.6)	2530 (99.6)
Digging Depth mm (in):	120 (4.7)	120 (4.7)	160 (6.3)	160 (6.3)	110 (4.3)	110 (4.3)
Lift Capacity (Bucket center) kg (lbs):						
Lift Capacity Max Height @ pivot pins kg (lbs):	1780 (3924)	1470 (3241)	1830 (4034)	1510 (3329)	1830 (4034)	1510 (3329)
Lift Capacity Max Height @ 800mm kg (lbs):	1250 (2756)	1310 (2888)	1290 (2844)	1340 (2954)	1290 (2844)	1340 (2954)
Lift Capacity @ 59 in high @ pivot pins kg (lbs):	1880 (4145)	1550 (3417)	1930 (4255)	1590 (3505)	1930 (4255)	1590 (3505)
Lift Capacity @ 59 in high @ 800 mm kg (lbs):	1190 (2623)	1390 (3064)	1220 (2690)	1430 (3153)	1220 (2689)	1430 (3153)
Boom Breakout force @ pivot pins kg (lbs):	2250 (4960)	1870 (4122)	2250 (4960)	1870 (4123)	2250 (4960)	1870 (4122)
Boom Breakout force @ 800 mm kg (lbs):	1350 (2976)	1490 (3285)	1350 (2976)	1490 (3285)	1350 (2976)	1490 (3285)
Bucket Rollback force @ max height kg (lbs)	1510 (3417)	1530 (3461)	1550 (3471)	1570 (3461)	1550 (3417)	1570 (3461)
Bucket Rollback force @ ground level kg (lbs)	2280 (5026)	2250 (4960)	2340 (5181)	2310 (5093)	2340 (5181)	2310 (5093)
Reach @ maximum lift mm (in):	870 (34.3)	870 (34.3)	640 (25.2)	640 (25.2)	650 (25.5)	650 (25.5)
Reach @ ground level mm (in):	2250 (88.6)	2250 (88.6)	2390 (94.1)	2390 (94.1)	2150 (84.6)	2150 (84.6)
Bucket Rollback angle (degrees):	42	42	48	48	44	44
Bucket Dump angle (degrees):	60	60	54	54	57	57
Raise time to full height (No load)	4.8	4.1	3.6	3.1	4.4	3.8
Lower time (No load)	3.3	2.6	2.4	2	3	2.4
Bucket dump time	5.9	3.6	4.4	2.7	3.5	3.4
Bucket rollback	4.3	3.6	3.2	2.7	4	3.4
Recommended minimum rear Ballast - Kg. (lbs) 25% GVW (loaded) on rear axle	580 (1279)	670 (1477)	380 (840)	400 (882)	530 (1170)	620 (1367)

**L735 FRONT LOADER
US PRICE LIST**

(Ex Works Nearest Depot)

Models

COMMERCIAL MODEL	MODEL	Weight	List Price
L735 FRONT LOADER	L735	3,054 LB	\$3,971.00

L735 FRONT LOADER FOR
FARMALL 85C, 95C, 105C, 115C TIER 4 PLATFORM (Jesi); FARMALL 85C, 95C, 105C, 115C TIER 4 FLAT DECK (Ankara);
FARMALL 95U, 105U, 115U TIER 4 TRACTORS
DISCONTINUED FARMALL 70 - 95; FARMALL 85C, 95C STRADDLE; AND FARMALL 85U - 105U TIER 3 TRACTORS

Factory Supplied Options

Order Code	Description	Weight	List Price
------------	-------------	--------	------------

BASE UNIT

SD_01001 BASE UNIT

Non Self Leveling

726387	EURO NSL 726387 CORE - Euro Style Quick Attach Loader 75mm Bucket Rams LESS Mechanical Self-leveling		No Charge
726618	SSL NSL 726618 CORE - Skid-Steer Style Quick Attach Loader 75mm Bucket Rams LESS Mechanical Self-leveling		No Charge

Mechanical Self Leveling

726388	EURO MSL 726388 NON CORE - Euro Style Quick Attach Loader 75mm Bucket Rams WITH Mechanical Self-leveling		\$2,112.00
726619	SSL MSL 726619 CORE - Skid-Steer Style Quick Attach Loader 75mm Bucket Rams WITH Mechanical Self-leveling		\$2,112.00

BRACKETS

FRONT BRACKETS AND SUBFRAMES

SD_N5701 HITCH AND SUBFRAME

XN5701X	No front mounting brackets		No Charge
717681	Front mounting brackets 717681 Farmall 90/95 2WD/4WD		\$1,973.00
717688	Front mounting brackets 717688 For Tier 3 Farmall 85U, 95U, 105U		\$1,973.00

**L735 FRONT LOADER
US PRICE LIST**

(Ex Works Nearest Depot)

	730408	Front mounting brackets 730408 Farmall 70/80 2WD/4WD		\$1,973.00
TPS Mounting System				
	713619	SF - UTILITY MEDIUM TPS Subframe Set for Tier 4A Farmall 85C, 95C, 105C, 115C "Flat Deck" tractors built in Ankara S/N = ZxJV0xxxx (Includes Grill Guard) (Not compatible with L600 Series Loader)		\$2,627.00
	713693	Subframe_w/ Grill Guar.d T4 TPS Subframe Set for Discontinued Tier 4A Farmall 85C, 95C, 105C "Platform" tractors built in Jesi S/N = ZxJX5xxxx (Includes Grill Guard) (Not compatible with L600 Series Loader)		\$2,627.00
	713684	SB FR T4 COMP W/GG TPS Subframe Set for Tier 4A Farmall 95U, 105U, 115U (Includes Grill Guard)		\$2,627.00
	713685	APL 4CY T4TPS VER GG TPS Vertical Bracket (for Loader Ready Tractors) for Tier 4A Farmall 95U, 105U, 115U (Includes Grill Guard)		\$1,494.00

REAR BRACKETS

SD_N5802 REAR BRACKETS

	XN5802X	No Rear Mounting Brackets		No Charge
	717682	Rear mounting brackets-717682 Farmall 70, 80, 90, 95, and discontinued JX75, 80, 85, 90, 95		\$641.00
	730655	Rear mounting brackets -730655 For Tier 3 Farmall 85U, 95U, 105U For Discontinued JX1080U - JX1100U Rear Bracket Set		\$641.00
	730656	Rear mounting brackets -730656 For Farmall 85C - 95C Tractors and Discontinued JX1085C - JX1095C Tractors (Requires Hydraulic Tube Relocation Kit 87377542. Available through Parts)		\$641.00

HYDRAULICS

LOADER MOUNTED VALVES/HOSE KITS

SD_20102 HYDRAULIC KIT

	X20102X	No Hydraulic pkg		No Charge
--	---------	------------------	--	-----------

**L735 FRONT LOADER
US PRICE LIST**

(Ex Works Nearest Depot)

	713617	Hydraulic Valve Set 713617 2 function mechanical (cable controlled) Loader Mounted valve, joystick, & hose kit. For Farmall 70, 80, 90, 95; and Discontinued JX75, 80, 85, 90, 95		\$1,505.00
--	--------	---	--	------------

HOSE KITS

SD_20078 HOSE KIT

	X20078X	No hydraulic hose kit		No Charge
2 Function Hose Kit				

	713622	HOSE KIT UT MED SING 2 Function Hose Kit (for Tractors with MMV) for Tier 4A Farmall 85C, 95C, 105C, 115C "Flat Deck" tractors built in Ankara S/N = ZxJV0xxxx		\$500.00
--	--------	--	--	----------

	717517	MMV Hydraulic Hose Kit 2 func 2 Function Hose Kit (for Tractors with MMV) for Discontinued Tier 4A Farmall 85C, 95C, 105C "Platform" tractors built in Jesi S/N = ZxJX5xxxx and Discontinued Tier 3 Farmall 85U, 95U, 105U		\$500.00
--	--------	--	--	----------

	713689	MMV Hydraulic Hose Kit-2 func 2 Function Hose Kit (for Tractors with MMV) for Tier 4A Farmall 95U, 105U, 115U		\$500.00
--	--------	---	--	----------

OTHERS

SD_20017 THIRD FUNCTION

	X20017X	No Third Function		No Charge
--	---------	-------------------	--	-----------

	717698	Diverter Valve Kit. 3 function Solenoid valve controlled by joystick mounted button which diverts oil flow from the bucket circuit to front-mounted hydraulic implements (Requires Joystick Adapting Kit 713627 for Farmall C, Farmall U, JXC, JXU and Maxxum Tractors)		\$736.00
--	--------	---	--	----------

SD_N6004 SINGLE LEVER MULTI-COUPLER

4 Coupler Quick Connect				
	XN6004X	No 4 Coupler quick connect		No Charge

	713618	2 Function Multi Coupler 2 Single Lever Multi-Coupler 4 for use with all Mid Mount Valves (MMV) or tractor Rear Remote Valve operation		\$663.00
--	--------	--	--	----------

	713621	2 Function Multi Coupler Single Lever Multi-Coupler 4 for use with all Loader Mounted Valves (LMV)		\$477.00
--	--------	--	--	----------

**L735 FRONT LOADER
US PRICE LIST**

(Ex Works Nearest Depot)

SD_N6010 FOURTH FUNCTION

	XN6010X	No Fourth Function		No Charge
	713608	Opt 4th Func ElectricHy 713608 Optional 4th function, 3/8 in line connection, electrohydraulic kit (requires 3rd function kit also) L735-775		\$736.00

SD_N6016 ELECT HANDLE KIT

	XN6016X	No Electric Handle Kit		No Charge
Cab Joystick Control				
	713627	Electric Handle Kit Joystick adapting kit for electrical controlled loader options. Includes new knob with push button and required wiring for implement selection. Requires 3rd Function Electro-hydraulic kit 717698(006) or Electric Shut-off for Soft-Ride kit 717521(016) Not required with Loader Mounted Valve Kits 717543(016), 730800(006), 730801(006), 730802(006), 730807(006), or 730808(006).		\$163.00

SOFT RIDE

SD_N6014 SOFTRIDE OPTION

Soft Ride Option				
	717520	Soft Ride Kit		\$681.00

SOFT RIDE ELECTRICAL CONTROL

SD_N6013 SOFTRIDE ELECTRIC SHUTOFF

Soft Ride Electric Shut Off				
	717521	Soft Ride Elec Shutoff Kit (on / off activation from cab) Optional alternative to standard valve in soft ride kit REQUIREMENTS - If loader is ordered with Soft Ride: - AND 3rd,4th,or Hydraulic Impl.Lock > 713626 (006) REQUIRED. - BUT NO OTHER electrical option > 713627 (006) is REQUIRED.		\$384.00

SD_N6015 ELECT SWITCH SET

Soft Ride Electric Switch				
	713626	Soft Ride electric switch set Requires Joystick Adapting Kit 713627 (006) and Soft Ride Elec Shutoff Kit 717521 (016) when loader is ordered with Soft ride and 3rd, 4th, or Hydraulic Impl. Lock.		\$163.00

**L735 FRONT LOADER
US PRICE LIST**

(Ex Works Nearest Depot)

HYDRAULIC IMPLEMENT LOCK

SD_N6003 HYD FACEPLATE IMP LOCK EURO

Hyd Attachment Disconnect/Lock			
	XN6003X	No Hyd Lock for Quick-Attach	No Charge
	713635	Hyd Implement Lock Euro Hydraulic (Faceplate) Implement lock EURO Style (Provides easy connect/disconnect of buckets) To be used with 3rd function Diverter Valve which includes separate push and hold button that actuate the lock Not for use with Skid Steer Style Quick Attach.	\$466.00

LOADER BUCKETS AND ATTACHMENTS

MATERIAL BUCKETS

SD_N5233 63" STD BUCKET EURO STYLE QA

Standard Material Buckets			
	XN5233X	No 63" Std Mat bucket Euro Sty	No Charge
	717416	63" Std Mat bucket Euro Style Euro Style 63" Standard material bucket 0.71 yd struck capacity, 0.85 yd. heaped capacity	\$973.00

SD_N5244 73" STD QA BUCKETS

	XN5244X	No 73" Std Mat bucket	No Charge
	717417	73" Std Mat bucket Euro Style CORE - Euro Style 73" 21 CuFt Standard material bucket 0.63 yd struck capacity, 0.78 yd. heaped capacity (Compatible with 716983-Bolt-On Standard Duty Grapple)	\$1,058.00
	730403	73" Std Mat bucket 730403 CORE - SSL Style - 73" 21 CuFt Standard material bucket 0.63 yd struck capacity, 0.78 yd heaped capacity 730403006 (Compatible with 716983-Bolt-On Standard Duty Grapple)	\$1,158.00

SD_N5245 73" HD BUCKET EUROSTYLE QA

Heavy-duty Material Buckets			
	XN5245X	No 73" HD Mat bkt Euro Style	No Charge
	717423	73" HD Mat bucket Euro Style CORE Heavy-duty material bucket 0.78 yd struck capacity, 0.94 yd. heaped capacity	\$1,321.00

SD_N5247 73" STD BKT EUROSTYLE

Standard Material Buckets			
	XN5247X	No 73" Std Mat bucket Euro St	No Charge

**L735 FRONT LOADER
US PRICE LIST**

(Ex Works Nearest Depot)

	717418	73" Std Mat bucket Euro Style CORE - Euro Style 73" Standard material bucket 0.79 yd struck capacity, 0.94 yd. heaped capacity		\$1,089.00
--	--------	--	--	------------

SD_N5252 83" MATERIAL BUCKET QA

	XN5252X	No 83" Std Mat bucket		No Charge
	717419	83" Std Mat bucket Euro Styl CORE - Euro Style 83" Standard material bucket 0.72 yd struck capacity, 0.89 yd. heaped capacity (Compatible with 716983-Bolt-On Standard Duty Grapple)		\$1,199.00
	730404	83" Std Mat bucket SSL style SSL Style 83" Standard material bucket 0.72 yd struck capacity, 0.89 yd. heaped capacity (Compatible with 716983-Bolt-On Standard Duty Grapple)		\$1,313.00

SD_N5253 83" HD MAT BUCKET EUROSTYLE

Heavy-duty Material Buckets				
	XN5253X	No 83" HD Mat bkt Euro Style		No Charge
	717424	83" HD Mat bucket Euro Style CORE - Heavy-duty material bucket 0.90 yd struck capacity, 1.07 yd. heaped capacity		\$1,501.00

SD_N5266 85" HEAVY-DUTY GRADING BUCKET

Heavy-duty Grading Bucket				
	XN5266X	No 85" HD Grading bkt Euro St		No Charge
	717436	85" HD Grading bkt Euro Style Euro Style Heavy-duty grading bucket 0.79 yd struck capacity, 0.85 yd heaped capacity		\$1,484.00

BUCKETS WITH TEETH

SD_N5232 63" HD BUCKET W/ TEETH

HD Material Buckets with Teeth				
	XN5232X	No 63" HD Euro bucket w/teeth		No Charge
	717428	63" HD Euro bucket w/teeth Euro Style Heavy-duty bucket with teeth 0.71 yd struck capacity, 0.85 yd. heaped capacity		\$1,260.00

SD_N5246 73" HEAVY-DUTY BUCKET W/TEETH

	XN5246X	No 73" HD Bkt w/teeth Euro St		No Charge
	717429	73" HD Bkt w/teeth Euro Style Euro Style 73" Heavy-duty bucket with teeth 0.78 yd struck capacity, 0.94 yd. heaped capacity		\$1,388.00

SD_N5254 83" HD BUCKET W/ HD TEETH

	XN5254X	No 83" HD Bkt w/teeth Euro St		No Charge
--	---------	-------------------------------	--	-----------

**L735 FRONT LOADER
US PRICE LIST**

(Ex Works Nearest Depot)

	717430	83" HD Bkt w/teeth Euro Style Euro Style 83" Heavy-duty bucket with teeth 0.90 yd struck capacity, 1.07 yd. heaped capacity		\$1,597.00
GRAPPLE				
SD_29005 BACK SCREEN F/ROUND BALE KING				
Back Screen F/Round Bale King				
	X29005X	No Back Screen for Round Bale		No Charge
	717509	Back Screen for Round Bale CORE - "Round Bale King" buckets and grapple		\$297.00
SD_29013 BUCKET TINE SET 1 TINE				
Bucket Tine Set				
	X29013X	No bucket tine set with holder		No Charge
	717512	Bucket tine set with holder 1 tine and weld-on holder		\$1,003.00
SD_29014 BKT TINE SET F/BKT W/ HOLDER				
Bucket Tine				
	X29014X	No Bucket Tine - 1 Tine		No Charge
	717511	Bucket Tine - 1 Tine For buckets equipped with tine holder		\$83.00
SD_29019 BOLT ON GRAPPLE KIT EURO STYLE				
Bolt-on Grapple Kit Euro Style				
	X29019X	No grapple assembly		No Charge
	717548	Bolt-on grapple kit Euro style "Round Bale King" Heavy Duty Grapple For 83" or 95" "Round Bale King" or heavy-duty buckets. Requires 3rd function to operate grapple. Kit includes grapple brackets to be welded onto back of heavy-duty buckets, if required.		\$2,956.00
SD_29020 GRAPPLE CLAW F/RB KING				
Grapple Claw for RB King				
	X29020X	No Replacement Grapple / Claw		No Charge
	717510	Replacement Grapple / Claw 1 only - for "Round Bale King" grapple		\$130.00
SD_29021 BOLT ON GRAPPLE KIT				
Bolt-on Grapple Kit				
	X29021X	No Bolt on Grapple Kit		No Charge

**L735 FRONT LOADER
US PRICE LIST**

(Ex Works Nearest Depot)

	716983	Bolt on Grapple Kit "Bolt-On" Standard Duty Grapple For 73" or 83" Standard Duty buckets. Only fits: 730403006, 730404006, 717417006, 717419006 Requires 3rd function to operate grapple. Requires holes to be drilled in bucket to allow brackets to bolt on.		\$2,787.00
--	--------	--	--	------------

SD_29022 BACK SCREEN KIT

Back Screen Kit				
	X29022X	No back screen kit		No Charge
	730771	Back screen kit for "Bolt-On" Standard Duty Grapple		\$291.00

HIGH VOLUME BUCKETS

SD_N5251 79" HV LIGHT MATERIAL BUCKET

High Vol Light Mat'l Buckets				
	XN5251X	No 79" HC Mat bucket Euro Sty		No Charge
	717431	79" HC Mat bucket Euro Sty CORE - Euro Style 79" High capacity material bucket 1.27 yd struck capacity, 1.53 yd. heaped capacity		\$1,413.00

SD_N5255 83" Mat Bkt Std Cap Euro

	XN5255X	No 83" Std Mat bucket Euro St		No Charge
	717420	83" Std Mat bucket Euro Sty CORE - Euro Style 83" High capacity material bucket 0.90 yd struck capacity, 1.07 yd heaped capacity		\$1,224.00

SD_N5257 83" WIDE 53CU FT HDHV

	XN5257X	No 83" 53 CuFt		No Charge
	424991	83" 53 CuFt HD 424991 NON CORE - Euro Style - 83" heavy duty high volume 1.62 yd struck capacity, 1.96 yd heaped capacity		\$2,328.00

SD_N5268 87" HIGH CAP MAT BUCKET

	XN5268X	No 87" HC Mat bucket Euro Sty		No Charge
	717432	87" HC Mat bucket Euro Sty CORE - Euro Style 87" High capacity material bucket 1.39 yd struck capacity, 1.67 yd. heaped capacity		\$1,594.00

BALE HANDLING

SD_N5501 BALE SPEAR

Bale Spear				
	XN5501X	No bale spear		No Charge
	715106	Bale spear SSL style CORE - 1 long tine and 1 short tine maintains bale control		\$994.00

**L735 FRONT LOADER
US PRICE LIST**

(Ex Works Nearest Depot)

BALE FORK

SD_N5343 BALE FRK WITH BACK STOP

Bale Fork with Back Stop			
	XN5343X	No Bale Fork w_ Back Stop	No Charge
	730842	Bale Fork w_Back Stop Standard Square Bale Fork - SSL Style Includes 2 Tines – Adjustable Spacing from 31.5" to 51" (Up to 5 Tines can be installed)	\$1,250.00
	730843	Bale Fork w_Back Stop EUR Standard Square Bale Fork - EURO Style Includes 2 Tines – Adjustable Spacing from 31.5" to 51" (Up to 5 Tines can be installed)	\$1,110.00

PALLET FORKS

SD_N5301 38" FORK (55"WIDE 2200LB)

Pallet Forks			
	XN5301X	No 38" fork	No Charge
	424995	38" PF, 55" wide, 2200 lb cap NON CORE - SSL Style - 55" wide pallet fork 2,200 lb. capacity	\$998.00

SD_N5303 47" FORK (55"WIDE 5500LB)

	XN5303X	No 47" Pallet fork	No Charge
	717448	47" PF, 55" wide, 5500 lb. cap CORE Euro Style - 55" wide Pallet fork 5500 lb. capacity	\$2,083.00

SD_N5345 48IN FK 55W 3500 CP

Bale Fork with Back Stop			
	XN5345X	NO 48IN FK 55W 3500	No Charge
	713672	48IN FK 55W 3500 SSL 48" Pallet Fork 55" wide 3500 lb. Capacity SSL	\$1,045.00
	713671	48IN FK 55W 3500 EUR 48" Pallet Fork 55" wide 3500 lb. Capacity EURO	\$1,045.00

OTHER

SD_29016 BALLAST BOX

Ballast Box			
	X29016X	No Ballast Box - 2200 lbs.	No Charge
	717506	Ballast Box - 2200 lbs. CORE - Ballasting box for 3-point hitch category II capacity 1924 lbs. for total maximum weight of 2200 lbs.	\$931.00

SD_N5901 SSL STYLE QUICK ATTACH ADAPTER

SSL Style Quick-Attach Adapter			
	XN5901X	No SSL Quick Attach adapter	No Charge

**L735 FRONT LOADER
US PRICE LIST**

(Ex Works Nearest Depot)

	716547	Quick Attach adapter To enable use of skid-steer tools with Euro style quick-attach loader		\$877.00
--	--------	--	--	----------

FACTORY SUPPLIED ACCESSORIES - LOADERS

BALE MOVING EQUIPMENT

SD_29008 BALE SPEAR

Bale Spike

	X29008X	No Bale spear Euro Style		No Charge
	717485	Bale Spear - Euro Style 1 long tine and 1 short tine maintains bale control		\$788.00

SD_29017 BALE HANDLING LOADER EXT

Bale Handling Loader Extension

	X29017X	No bale handling ldr extension		No Charge
	717481	Bale Handling Loader Extension Adds 45" extra height for stacking bales		\$2,675.00

SD_N5218 55" WIDE 2 TINE SQBL FORK

55 in. Square Bale Fork

	XN5218X	No 55" Square bale fork		No Charge
	717488	55" Square bale fork - 2 tines Deluxe Square Bale Fork - EURO Style Includes 2 Tines - Can Be Tilted Up for Transport (Up to 5 Tines can be installed)		\$1,597.00

SD_N5317 75" SQBL FORK 5 LONG TINES

75 in. Square Bale Fork

	XN5317X	No 75" Square bale fork		No Charge
	717489	75" Sq Bale Fork -5 long tines Deluxe Square Bale Fork - EURO Style Includes 5 Tines - Can Be Tilted Up for Transport		\$2,353.00

SD_N5327 BIG BAG LIFTER FOR SQBALE FORK

Big Bag Lifter for SqBale Fork

	XN5327X	No Big bag lifter		No Charge
	717491	Big bag lifter for Sqbale fork Large Bag Lifter Extension – Adjustable Height for Deluxe Square Bale Forks 717488 or 717489		\$249.00

SD_N5328 BALE FORK BACK EXTENSION SET

Bale Fork Back Extension

	XN5328X	No Bale fork back extension		No Charge
--	---------	-----------------------------	--	-----------

**L735 FRONT LOADER
US PRICE LIST**

(Ex Works Nearest Depot)

	717487	Bale fork back extension set U-shaped Bolt-on Vertical Rear Extension – 42” for Standard Square Bale Forks 730842 or 730843		\$305.00
	717490	Sq bale fork back extension Center Mounted Vertical Rear Bale Extension – Adjustable Height for Deluxe Square Bale Forks 717488 or 717489		\$249.00

SILAGE HANDLING EQUIPMENT

SD_N5223 59" SILAGE FORK/GRAPPLE 28CUFT

HD "Silage King" Fork/Grapple				
	XN5223X	No 59" "Silage King" fork/grap		No Charge
	717463	59" "Silage King" fork/grapple 59" "Silage King" Fork and Grapple 1.03 yd volume		\$2,548.00

SD_N5224 59" BLOCK CUTTER CLOSED GRPPL

Block Cutter Closed Grapple				
	XN5224X	No 59" Block cutter clsd grapp		No Charge
	717470	59" Block cutter closed grappl "Silage King" block cutter - enclosed grapple 1.18 yd volume		\$5,599.00

SD_N5305 47" BLOCK CUTTER CLOSED GRPPL

	XN5305X	No 47" Block cutter clsd grapp		No Charge
	717469	47" Block cutter clsd grapple "Silage King" block cutter - enclosed grapple 0.92 yd volume		\$5,006.00

SD_N5308 51" SILAGEKING FORK AND GRAPPL

HD "Silage King" Fork/Grapple				
	XN5308X	No 51" "Silage King" fork/grap		No Charge
	717462	51" "Silage King" fork/grapple 51" "Silage King" Fork and Grapple 0.90 yd volume		\$2,453.00

SD_N5311 67" SILAGE KING FORK/GRAPPLE

	XN5311X	No 67" "Silage King" fork/grap		No Charge
	717464	67" "Silage King" fork/grapple 67" "Silage King" Fork and Grapple 1.18 yd volume		\$3,186.00

SD_N5315 75" SILAGE KING FORK/GRAPPLE

	XN5315X	No 75" "Silage King" fork/grap		No Charge
	717465	75" "Silage King" fork/grapple 75" "Silage King" Fork and Grapple 1.32 yd volume		\$3,641.00

**L735 FRONT LOADER
US PRICE LIST**

(Ex Works Nearest Depot)

MANURE MANAGEMENT ATTACHMENTS

SD_N5320 90" MANURE FORK 12 TINES

Manure Forks			
	XN5320X	No 90" Manure fork - 12 Tines	No Charge
	717441	90" Manure fork - 12 Tines	\$1,464.00

PALLET FORKS AND ACCESSORIES

SD_N5331 PALLET FORK LIFT ARM FOR BAGS

Pallet Fork Lift Arm for Bags			
	XN5331X	No Pall fork lift arm for bags	No Charge
	717451	Pallet fork lift arm for bags Extended lift arm "Bag Lifter" for fertilizer bags Requires 717447 or 717448	\$1,151.00

SD_N5332 LOG GRAPPLE FOR PALLET FORKS

Log Grapple for Pallet Forks			
	XN5332X	No Log grapple	No Charge
	717449	Log grapple For all pallet forks Requires 717447 or 717448	\$1,691.00

OTHER EQUIPMENT - LOA

BALE MOVING EQUIPMENT (EURO STYLE QUICK-ATTACH)

SD_29009 BALE SUPPORT

Bale Support			
	X29009X	No Bale support	No Charge
	717479	Bale support For combo bale / pallet fork. Requires Factory Supplied Accessory 717478	\$719.00

SD_29030 HD BALE GRIP 63" FL

Heavy-duty Bale Grip			
	X29030X	No 63" Heavy-duty bale grip	No Charge
	717474	63" Heavy-duty bale grip 63" maximum bale size. Includes back stop extension	\$2,509.00

SD_29031 BALE GRIP 63" UNIV

Bale Grip - 63 in.			
	X29031X	No 63" Universal bale grip	No Charge
	717477	63" Universal bale grip 63" Maximum bale size	\$2,280.00

**L735 FRONT LOADER
US PRICE LIST**

(Ex Works Nearest Depot)

SD_29032 COMBO BALE/PALLET FORK 71"

Combo Bale / Pallet Fork			
	X29032X	No 71" Combo bale /pallet fork	No Charge
	717478	71" Combo bale /pallet fork 71" maximum bale size	\$2,373.00

SD_29041 STD BALE SPLIT ATTACHMENT

Std Bale Split Attachment			
	X29041X	No Standard bale split attach	No Charge
	717483	Standard bale split attach	\$1,007.00

MANURE FORKS (EURO STYLE)

SD_N5220 59" MANURE FORK 8 TINES

Manure Fork			
	XN5220X	No 59" Manure fork	No Charge
	717438	59" Manure fork - 8 tines	\$925.00

SD_N5310 67" MANURE FORK 9 TINES

	XN5310X	No 67" Manure fork	No Charge
	717439	67" Manure fork - 9 tines	\$1,129.00

SD_N5314 75" MANURE FORK 10 TINES

	XN5314X	No 75" Manure fork	No Charge
	717440	75" Manure fork - 10 tines	\$1,382.00

SPECIALTY (EURO STYLE)

SD_29001 3-POINT LINKAGE F/A

3-Point Linkage			
	X29001X	No 3-Point Linkage	No Charge
	717507	3-Point Linkage Connect front loader tools to tractor 3-point	\$754.00

SD_N5221 59" ROCK FORK 3" SPACING

Rock Forks			
	XN5221X	No 59" Rock fork / 3" spacing	No Charge
	717444	59" Rock fork / 3" spacing	\$2,057.00

SD_N5319 79" ROCK FORK 3" SPACING

	XN5319X	No 79" Rock fork / 3" spacing	No Charge
	717445	79" Rock fork / 3" spacing	\$2,598.00

**L735 FRONT LOADER
US PRICE LIST**

(Ex Works Nearest Depot)

MISCELLANEOUS

SD_29045 WELD-ON HOOK SET EURO STYLE

Weld-on Hook Set Euro Style			
	X29045X	No weld-on adapter brackets	No Charge
	717508	Weld-on adapter brackets To convert customer supplied accessories to the quick attach type.	\$211.00



**L735 FRONT LOADER
US PRICE LIST**

**(Ex Works Nearest Depot)
Factory Supplied Attachments**

Order Code	Description	Weight	List Price
Front Mounting Brackets			
717681006	Front frame set Farmall 90, 95, and discontinued JX95	588 LB	\$1,973.00
717688006	Front frame set For Tier 3 Farmall 85U, 95U, 105U	653 LB	\$1,973.00
730408006	Front Subframe Farmall 70, 80	397 LB	\$1,973.00
TPS Mounting System			
713619006	Subframe, Utility Medium 85/95/105hp TPS Subframe Set for Tier 4A Farmall 85C, 95C, 105C, 115C "Flat Deck" tractors built in Ankara S/N = ZxJV0xxxx (Includes Grill Guard) (Not compatible with L600 Series Loader)	416 LB	\$3,227.00
713693006	Jesi Utility T4 Complete TPS Subframe Set for Discontinued Tier 4A Farmall 85C, 95C, 105C "Platform" tractors built in Jesi S/N = ZxJX5xxxx (Includes Grill Guard) (Not compatible with L600 Series Loader)	379 LB	\$2,627.00
713684006	SUBFRAME T4COMP W/GG TPS Subframe Set for Tier 4A Farmall 95U, 105U, 115U (Includes Grill Guard)	516 LB	\$2,627.00
713685006	APL4CYL T4TPS VERT GG TPS Vertical Bracket (for Loader Ready Tractors) for Tier 4A Farmall 95U, 105U, 115U (Includes Grill Guard)	301 LB	\$1,494.00
Rear Mounting Brackets			
717682006	Rear Brackets Farmall 70, 80, 90, 95, and discontinued JX75, 80, 85, 90, 95	124 LB	\$641.00
730655006	Rear Brackets For Tier 3 Farmall 85U, 95U, 105U For Discontinued JX1080U - JX1100U Rear Bracket Set	100 LB	\$641.00
730656006	Rear Brackets For Farmall 85C - 95C Tractors and Discontinued JX1085C - JX1095C Tractors (Requires Hydraulic Tube Relocation Kit 87377542. Available through Parts)	145 LB	\$641.00
Loader Mounted Valve Kits			
713617006	Hydraulic Valve Set - 713617 2 function mechanical (cable controlled) Loader Mounted valve, joystick, & hose kit. For Farmall 70, 80, 90, 95; and Discontinued JX75, 80, 85, 90, 95	80 LB	\$1,505.00

**L735 FRONT LOADER
US PRICE LIST**

(Ex Works Nearest Depot)

2 Function Hose Kit for MMV

	717517056	MMV Hydraulic Hose Kit 2 func 2 Function Hose Kit (for Tractors with MMV) for Discontinued Tier 4A Farmall 85C, 95C, 105C "Platform" tractors built in Jesi S/N = ZxJX5xxxx and Discontinued Tier 3 Farmall 85U, 95U, 105U	22 LB	\$500.00
	713689006	HOSE KIT-4 HOSE SINGLE 2 Function Hose Kit (for Tractors with MMV) for Tier 4A Farmall 95U, 105U, 115U	22 LB	\$500.00
	713622006	Hose Kit – Jesi Utility T4 Single 2 Function Hose Kit (for Tractors with MMV) for Tier 4A Farmall 85C, 95C, 105C, 115C "Flat Deck" tractors built in Ankara S/N = ZxJV0xxxx	26 LB	\$500.00

Third Function with Diverter

	717698006	3rd function, electro-hydraulic kit (Solenoid valve controlled by joystick mounted button which diverts oil flow from the bucket circuit to front-mounted hydraulic implements). Required for grapple operation and other miscellaneous hydraulic attachments. Requires Joystick Adapting Kit 713627 (006) for Farmall C, Farmall U, JXC, JXU and Maxxum Tractors.	12 LB	\$736.00
--	-----------	--	-------	----------

Fourth function

	713608006	4 Func Electrohydraulic Kit - 713608 Optional 4th function, 3/8 in line connection, electrohydraulic kit (requires 3rd function kit also) L735-775	10 LB	\$736.00
--	-----------	---	-------	----------

Multi-Coupler Kits for MMV

	713618006	Multi-Coupler 4 7/8 in. Single Lever Multi-Coupler 4 for use with all Mid Mount Valves (MMV) or tractor Rear Remote Valve operation	19 LB	\$663.00
--	-----------	--	-------	----------

Multi-Coupler Kits for LMV

	713621006	Multi-Coupler 1-1/16 in. Single Lever Multi-Coupler 4 for use with all Loader Mounted Valves (LMV)	10 LB	\$477.00
--	-----------	--	-------	----------

Cab Joystick Control

	713627006	Electric Handle Set Joystick adapting kit for electrical controlled loader options. Includes new knob with push button and required wiring for implement selection. Requires 3rd Function Electro-hydraulic kit 717698(006) or Electric Shut-off for Soft-Ride kit 717521(016) Not required with Loader Mounted Valve Kits 717543(016), 730800(006), 730801(006), 730802(006), 730807(006), or 730808(006).	10 LB	\$163.00
--	-----------	---	-------	----------

**L735 FRONT LOADER
US PRICE LIST**

(Ex Works Nearest Depot)

Soft Ride Elec Shut Off

	717521016	Soft Ride Electric Shut Off Kit (on / off activation from cab) Optional alternative to standard valve in soft ride kit REQUIREMENTS - If loader is ordered with Soft Ride: - AND 3rd,4th,or Hydraulic Impl.Lock > 713626 (006) REQUIRED. - BUT NO OTHER electrical option > 713627 (006) is REQUIRED.	2 LB	\$374.00
	713626006	Soft Ride Elec Shut Off Kit Requires Joystick Adapting Kit 713627 (006) and Soft Ride Elec Shutoff Kit 717521 (016) when loader is ordered with Soft ride and 3rd, 4th, or Hydraulic Impl. Lock.	2 LB	\$163.00

Quick Attach for Euro Style

	713635006	;YD FP LK EURO 713635 Hydraulic (Faceplate) Implement lock EURO Style (Provides easy connect/disconnect of buckets) To be used with 3rd function Diverter Valve which includes separate push and hold button that actuate the lock Not for use with Skid Steer Style Quick Attach. For L745/L755/L765/L775	19 LB	\$466.00
--	-----------	--	-------	----------

Quick Attach for SS Style

	716547056	Skid steer Q.A device Skid Steer Quick Attach Device Adapter (Euro to SSL) Allows SSL Style implements to connect to Euro Style loader QA	148 LB	\$877.00
--	-----------	---	--------	----------

Standard Material Buckets

	717416006	63" Wide 23 Cu. Ft. std material bucket CORE Euro Style - 63" 23 Cu. Ft. standard material bucket 0.71 yd. struck capacity, 0.85yd. heaped capacity for L725, L735 and L745.	368 LB	\$973.00
	717418006	73" Wide 25 Cu. Ft. standard material CORE Euro Style - 73" 25 Cu. Ft. standard material bucket 0.79yd struck capacity, 0.94 yd heaped capacity for L725, L735, L745, L755 and L765.	452 LB	\$1,089.00

Standard Duty

	717417006	73" wide 21 Cu. Ft. standard material CORE Euro Style - 73" 21 Cu. Ft. standard material bucket 0.63yd struck capacity, 0.78 yd heaped capacity (Compatible with 716983-Bolt-On Standard Duty Grapple)	401 LB	\$1,058.00
	730403006	73" Wide 21 Cu Ft Std material bucket CORE SSL Style - 73" 21 cu. ft. standard material bucket 0.63yd struck capacity, 0.78 heaped capacity. For L725, L735 and L745 (Compatible with 716983-Bolt-On Standard Duty Grapple)	401 LB	\$1,158.00
	717419006	83" Wide standard material bucket CORE Euro Style - 73" 24 Cu. Ft. standard material bucket 0.72yd struck capacity, 0.89yd heaped capacity for L725, L735, L745, L755 and L765. (Compatible with 716983-Bolt-On Standard Duty Grapple)	505 LB	\$1,199.00

**L735 FRONT LOADER
US PRICE LIST**

(Ex Works Nearest Depot)

	730404006	83" Wide 24 Cu Ft standard material bkt CORE - SSL Style 83", 24 cu. ft. standard material bucket 0.72 yd struck capacity, 0.89 yd heaped capacity (Compatible with 716983-Bolt-On Standard Duty Grapple)	505 LB		\$1,313.00
--	-----------	---	--------	--	------------

Heavy-duty Material Buckets

	717423006	73" Wide 25 Cu. Ft. HD material bucket CORE Euro Style - 73" 25 cu. ft. heavy duty material bucket 0.78yd struck capacity, 0.94yd heaped capacity For L725, L735, L745, L755, and L765.	500 LB		\$1,321.00
--	-----------	--	--------	--	------------

	717424006	83" Wide 29 Cu. Ft. hd material bucket CORE Euro Style - 83" 29 cu. ft heavy duty material bucket 0.90 yd struck capacity, 1.07 yd heaped capacity For L725, L735, L745, L755, L765, L775 and L785.	697 LB		\$1,501.00
--	-----------	--	--------	--	------------

Heavy-duty Grading Bucket

	717436006	85" Wide 23 Cu. Ft. heavy duty grading NON CORE Euro Style - 85" 23 cu. ft. 0.85 yd heaped capacity	752 LB		\$1,484.00
--	-----------	--	--------	--	------------

Heavy-Duty with Teeth

	717428006	63" Wide 23 Cu. Ft. HD material bucket NON CORE Euro Style - 63" 23 cu. ft. heavy duty material bucket with teeth 0.71 yd struck capacity, 0.85 yd heaped capacity. For L725, L735, and L745.	380 LB		\$1,260.00
--	-----------	--	--------	--	------------

	717429006	73" 25 Cu. Ft. HD Mat Bckt w/Teeth NON CORE Euro Style - 73" 25 cu. ft. heavy duty material bucket with teeth 0.78 yd struck capacity, 0.94 yd heaped capacity. For L725, L735, L745, L755, and L765.	467 LB		\$1,388.00
--	-----------	--	--------	--	------------

	717430006	83" Wide 29 Cu. Ft. HD material bucket NON CORE Euro Style - 83" 29 cu. ft. heavy duty material bucket with teeth 0.90 yd struck capacity, 1.07 yd heaped capacity. For L725, L735, L745, L755, L765, L775 and L785.	573 LB		\$1,596.00
--	-----------	---	--------	--	------------

Back Screen Round Bale King

	717509006	Back screen for Rd Bale King Bkt/Grapple CORE Euro Style	66 LB		\$297.00
--	-----------	---	-------	--	----------

Bucket Tine Set

	717512006	Bucket tine set and weld-on holders CORE Euro Style	20 LB		\$100.00
--	-----------	--	-------	--	----------

	717511006	Bucket tine - 1 tine for bkts w/tne hold CORE Euro Style Replacement tine for buckets equipped with weld-on tine holder 717512 (600)	20 LB		\$83.00
--	-----------	---	-------	--	---------

HD Bolt-on Grapple Kit Euro

	717548006	Grapple assembly kit for "Rd Bale King" "Round Bale King" Heavy Duty Grapple For 83 in. or 95 in. "Round Bale King" or heavy-duty buckets. Requires 3rd function to operate grapple. Kit includes grapple brackets to be welded onto back of heavy-duty buckets, if required.	551 LB		\$2,956.00
--	-----------	--	--------	--	------------

**L735 FRONT LOADER
US PRICE LIST**

(Ex Works Nearest Depot)

	717510006	Replacement Grapple Claw - 1 only Replacement Grapple Claw for "Round Bale King" grapple CORE Euro Style	71 LB	\$130.00
--	-----------	--	-------	----------

Bolt-on Grapple Standard Duty

	716983046	Bolt-on Grapple "Bolt-On" Standard Duty Grapple For 73" or 83" Standard Duty buckets. Only fits: 730403006, 730404006, 717417006, 717419006 Requires 3rd function to operate grapple. Requires holes to be drilled in bucket to allow brackets to bolt on.	200 LB	\$2,787.00
	730771006	Back Screen Kit for "Bolt-On" Standard Duty Grapple	14 LB	\$291.00

Standard Duty High Capacity

	717431006	79" Wide 41 Cu. Ft. std high cap bucket CORE - Euro Style - 79" 41 cu. ft standard high capacity bucket 1.27 yd struck capacity, 1.53 yd heaped capacity. For L725, L735, and L745.	602 LB	\$1,413.00
	717420006	83" Wide 24 Cu. Ft. standard material CORE - Euro Style 83" High capacity material bucket 0.90 yd struck capacity, 1.07 yd heaped capacity	553 LB	\$1,224.00

Heavy Duty High Capacity

	424991006	83" Wide 60 Cu.Ft. HD High Cap NON CORE Euro Style - 83" 60 CuFt heavy duty high volume 1.96 yd heaped capacity	932 LB	\$2,328.00
--	-----------	---	--------	------------

High Volume Lt Material Bucket

	717432006	87" Wide 45 Cu. Ft. standard high cap CORE Euro Style 87" 45 cu. ft. standard high capacity bucket 1.39 yd struck capacity, 1.67 yd heaped capacity. For L725, L735, L745, L755, L765, L775 and L785.	650 LB	\$1,594.00
--	-----------	--	--------	------------

Bale Spear

	715106026	Bale spike CORE SSL Style -- Bale spike (one long tine and one short tine maintains bale control)	132 LB	\$994.00
	717485016	ATTACHMENT, BALE SPIKE CORE Euro Style - Bale Spike. 1 long tine and one short tine maintains bale control.	132 LB	\$788.00

Bale Fork with Back Stop

	730842006	Bale Fork with Back Stop SSL Standard Square Bale Fork - SSL Style Includes 2 Tines -- Adjustable Spacing from 31.5" to 51" (Up to 5 Tines can be installed)	198 LB	\$1,250.00
	730843006	Bale Fork with Back Stop Euro Standard Square Bale Fork - EURO Style Includes 2 Tines -- Adjustable Spacing from 31.5" to 51" (Up to 5 Tines can be installed)	181 LB	\$1,100.00

**L735 FRONT LOADER
US PRICE LIST**

(Ex Works Nearest Depot)

Deluxe Square Bale Fork

	717488006	55" Wide 2 Tine square bale fork Deluxe Square Bale Fork - EURO Style Includes 2 Tines - Can Be Tilted Up for Transport (Up to 5 Tines can be installed)	293 LB	\$1,596.00
	717489006	75" Wide 5 Tine square bale fork Deluxe Square Bale Fork - EURO Style Includes 5 Tines - Can Be Tilted Up for Transport	370 LB	\$2,353.00

Big Bag Lifter

	717491006	Big bale lifter option Large Bag Lifter Extension – Adjustable Height for Deluxe Square Bale Forks 717488 or 717489	70 LB	\$249.00
--	-----------	---	-------	----------

Bale Fork Extension

	717490006	Extension set square bale Center Mounted Vertical Rear Bale Extension – Adjustable Height for Deluxe Square Bale Forks 717488 or 717489	44 LB	\$249.00
	717487006	Vertical extended back for bale fork U-shaped Bolt-on Vertical Rear Extension – 42" for Standard Square Bale Forks 730842 or 730843	93 LB	\$305.00
	717481006	Bale Handling Loader Extension NON CORE Euro Style -- Bale handling loader extension Adds 45" extra height for stacking bales.	445 LB	\$2,675.00

Combo Bale/Pallet Fork

	717479006	Bale Support Combo Bale/Pallet Fork CORE Euro Style - Bale support for combo bale and pallet fork requires combo bale and pallet fork.	100 LB	\$719.00
	717478016	Max Bale Size 71" Combo Bale 71" maximum bale size	430 LB	\$2,373.00

Heavy Duty Bale Grip

	717474006	Heavy-duty bale grip - 63" max bale size CORE Euro style heavy duty bale grip 63" max bale size	578 LB	\$2,509.00
--	-----------	--	--------	------------

Standard Duty Bale Grip

	717477006	Universal bale grip - 63" max bale size NON CORE Euro Style - Universal bale grip 63" maximum bale size	529 LB	\$2,280.00
--	-----------	---	--------	------------

Bale Split

	717483006	Standard Bale Split Attachment CORE Euro Style --- Standard duty bale split	190 LB	\$1,007.00
--	-----------	--	--------	------------

Heavy-duty Silage King Fork

	717463006	59" Wide 28 Cu.Ft "Silage King" 59" "Silage King" Fork and Grapple 1.03 yd volume	595 LB	\$2,548.00
	717462006	51" Wide 25 Cu Ft "Silage King" 51" "Silage King" Fork and Grapple 0.90 yd volume	555 LB	\$2,453.00

**L735 FRONT LOADER
US PRICE LIST**

(Ex Works Nearest Depot)

Pallet Forks

717448006	48" Fork and 55" Wide Pallet 5500 Euro Style -- Pallet Forks 47" fork, 55" wide 5500 lb capacity. For L725, L735, L745, L755, L765, L775 and L785.	375 LB	\$2,083.00
713672006	48IN Fork 55IN Wide 3500 LB Cap SSL 48" Pallet Fork 55" wide 3500 lb. Capacity SSL	355 LB	\$1,045.00

Silage King Block Cutter

717470016	59" 32 Cu Ft Closed Side Grapple NON CORE Euro Style - 59" 32 CuFt	1,085 LB	\$5,599.00
717469016	HD "Silage King" Block Cutter - 47 in. NON CORE Euro Style - 47" 25 CuFt		\$5,006.00

Silage King Fork and Grapple

717465006	HD "Silage King" Fork and Grapple 75" "Silage King" Fork and Grapple 1.32 yd volume.	695 LB	\$3,641.00
717464006	HD "Silage King" Fork and Grapple 67" "Silage King" Fork and Grapple 1.18 yd volume	650 LB	\$3,186.00

Ballast Box

717506006	Ballasting box for 3-pt hitch Cat II CORE	276 LB	\$931.00
-----------	--	--------	----------

Manure Fork

717438006	59" 8 Tines manure CORE - Euro Style - 59" 8 Tine Manure Fork	295 LB	\$925.00
717439006	67" 9 tines manure CORE Euro Style 67" 9 Tine Manure Fork	335 LB	\$1,129.00
717440006	75" 10 tines manure CORE Euro Style - 75" 10 Tine Manure Fork	364 LB	\$1,382.00
717441006	90" 12 tines manure CORE Euro Style - 90" 12 Tine Manure Fork	475 LB	\$1,464.00

Big Bag Lifter for Pallet Fork

717451006	Extended lift arm "Bag Lifter" for fert NON CORE Euro Style - Pallet Fork Lift Arm attachment extended "bag lifter" for big bags (Fertilizer)	260 LB	\$1,151.00
-----------	---	--------	------------

Pallet Fork Log Grapple

717449006	Log grapple for all pallet forks CORE Euro Style - Pallet Fork Log Grapple Attachment For L725, L735, L745, L755, L765, L775 and L785.	183 LB	\$1,691.00
-----------	--	--------	------------

Stone Fork

717444006	59" Rock Fork w 3" spacing CORE Euro Style - 59" Rock Fork	475 LB	\$2,057.00
717445006	79" (80mm) Rock Fork w 3" spacing CORE Euro Style 79" Rock Fork	653 LB	\$2,598.00

**L735 FRONT LOADER
US PRICE LIST**

(Ex Works Nearest Depot)

3-Point Linkage

	717507006	3-Point linkage NON CORE Euro Style	175 LB	\$754.00
--	-----------	--	--------	----------

Miscellaneous

	717508006	Weld-on adapter brackets CORE Euro Style	65 LB	\$211.00
	715824136	Grill Guard Heavy Duty Grill Guard Insert for Farmall	25 LB	\$305.00
	717520046	Soft Ride Option F/840/850TL Soft Ride option - L735 and L745	7 LB	\$681.00

Adaptor Kits

	713630006	Multi-Coupler 4 Adapt Kit w/7 pin Allows L700 Series Loader to connect to the L705 Series with Multi-Coupler	10 LB	\$596.00
	713631006	4 Coupler Adapt Kit 7 Pin Allows L700 Series Loader to connect to the L705 Series with individual QD's	10 LB	\$156.00
	713632006	Adapt Kit w/4P Coupler Allows L705 Series Loader to connect to the L700 Series with individual QD's	10 LB	\$156.00

Pallet Fork Bale Spear

	717450006	Attachment, Bale Spike CORE Euro Style - Pallet Fork Bale Spear Attachment	53 LB	\$628.00
--	-----------	---	-------	----------

Silage King bucket and Grapple

	717453006	59" 27cu ft Silage Bucket and Grapple	670 LB	\$3,436.00
	717454006	67" 31cu ft Silage Bucket and Grapple	795 LB	\$3,714.00
	717455006	75" 35cu ft Silage Bucket and Grapple	850 LB	\$3,769.00
	717456006	83" 39cu ft Silage Bucket and Grapple	930 LB	\$4,434.00

L745 FRONT LOADER
US PRICE LIST

(Ex Works Nearest Depot)
Standard Equipment

STANDARD FEATURES:

Quick attach design:

 Euro Style Quick-Attach

 Skid-Steer Style Tool Carrier

4-Bar bucket linkage

Bucket level indicator

Parking stand

Grille guard (included with front
 mounting brackets)

SPECIFICATIONS:

See Chart for specifications



Specifications Chart L745

	<i>L745 NSL</i>	<i>L745 MSL</i>	<i>L745 NSL</i>	<i>L745 MSL</i>
Loader Type				
Hydraulic flow - liters/min (GPM)	100.3 (26)	100.3 (26)	48 (13)	48 (13)
Rated hydraulic pressure - Bar (PSI)	197 bar (2857)	197 bar (2857)	185 bar (2680)	185 bar (2680)
Tractor Used On	Farmall 95 MFD, 85U, 95U, 105U, Farmall 110A, 120A, 125A, 140A, Maxxum 110 4 cyl, 120 4cy, 130 4 cyl		Farmall 85C-115C "Flat Deck" Tier 4A (Ankara)	
Loader specifications are subject to change and may vary based on tractor model, hydraulic system and tire size.				
<u>Boom Cylinder Fulchrum</u>				
Maximum Lift Height @ Pivot Pin: mm (in):	3730 (146.8)	3730 (146.8)	3700 (145.7)	3700 (145.7)
Max Lift Height under bucket in Level position: mm (in):	3430 (135)	3430 (135)	3390 (133.5)	3390 (133.5)
Dump Clearance mm (in.)	2770 (109)	2770 (109)	2730 (107.5)	2730 (107.5)
Digging Depth mm (in):	150 (5.9)	150 (5.9)	180 (7.1)	180 (7.1)
<u>Lift Capacity (Bucket center) kg (lbs):</u>				
Lift Capacity Max Height @ pivot pins kg (lbs):	2310 (5093)	1960 (4321)	2170 (4784)	1840 (4056)
Lift Capacity Max Height @ 800mm kg (lbs):	1640 (3616)	1730 (3814)	1540 (3395)	1620 (3571)
Lift Capacity @ 59 in high @ pivot pins kg (lbs):	2450 (5401)	2090 (4607)	2300 (5070)	1960 (4321)
Lift Capacity @ 59 in high @ 800 mm kg (lbs):	1570 (3461)	1750 (3850)	1480 (3263)	1740 (3836)
Boom Breakout force @ pivot pins kg (lbs):	2830 (6239)	2420 (5335)	2660 (5864)	2270 (5004)
Boom Breakout force @ 800 mm kg (lbs):	1750(3858)	1930 (4254)	1640 (3615)	1810 (3990)
Bucket Rollback force @ max height kg (lbs)	1930 (4254)	1960 (4180)	1820 (4012)	1840 (4056)
Bucket Rollback force @ ground level kg (lbs)	2820 (6217)	2800(6173)	2650 (5842)	2630 (5798)
Reach @ maximum lift mm (in):	810(31.9)	810(31.9)	870 (34.3)	870 (34.3)
Reach @ ground level mm (in):	2330 (91.7)	2330 (91.7)	2480 (97.6)	2480 (97.6)
Bucket Rollback angle (degrees):	42	42	43	43
Bucket Dump angle (degrees):	61	61	61	61
Raise time to full height (No load)	3	2.6	6.3	5.5
Lower time (No load)	2.3	1.9	4.8	4
Bucket dump time	3.4	2.1	7.1	4.4
Bucket rollback	2.6	2.1	5.4	4.4
Recommended minimum rear Ballast - Kg. (lbs)	650 (1443)	770 (1697)	1050 (2314)	670 (1477)
25% GVW (loaded) on rear axle				

**L745 FRONT LOADER
US PRICE LIST**

(Ex Works Nearest Depot)

Models

COMMERCIAL MODEL	MODEL	Weight	List Price
L745 FRONT LOADER	L745	2,851 LB	\$5,478.00

L745 FRONT LOADER FOR
 FARMALL 95U, 105U, 115U TIER 4; FARMALL 110A, 120A, 125A 140A; MAXXUM 110, 120, 130 TIER 4 TRACTORS;
 FARMALL 85C, 95C, 105C, 115C TIER 4 FLAT DECK (Ankara)
 DISCONTINUED FARMALL 95 (MFD); FARMALL 85U - 105U TIER 3; AND MAXXUM 110, 120, 130 TIER 3 TRACTORS

Factory Supplied Options

Order Code	Description	Weight	List Price
BASE UNIT			
SD_01001 BASE UNIT			
Non Self Leveling			
726620	SSL NSL 726620 CORE - Skid-Steer Style Quick Attach Loader 80mm Bucket Rams LESS Mechanical Self-leveling		No Charge
726389	EURO NSL 726389 CORE - Euro Style Quick Attach Loader 80mm Bucket Rams LESS Mechanical Self-leveling		No Charge
Mechanical Self Leveling			
726390	EURO MSL 726390 CORE - Euro Style Quick Attach Loader 80mm Bucket Rams WITH Mechanical Self-leveling		\$2,112.00
726621	SSL MSL 726621 CORE - Skid-Steer Quick Attach Loader 80mm Bucket Rams WITH Mechanical Self-leveling		\$2,218.00
BRACKETS			
FRONT BRACKETS AND SUBFRAMES			
SD_N5701 HITCH AND SUBFRAME			
XN5701X	No front mounting brackets		No Charge

**L745 FRONT LOADER
US PRICE LIST**

(Ex Works Nearest Depot)

	715456	Front mounting brackets 715456 Front Mounting Brackets (for Loader Ready Tractors) for 4 Cylinder Maxxum 110, 120, 130 Tier 3 ONLY; and Discontinued MXU100, 110 (Includes Grill Guard)		\$2,309.00
	717681	Front mounting brackets 717681 Farmall 90/95 2WD/4WD		\$1,973.00
	717688	Front mounting brackets 717688 For Tier 3 Farmall 85U, 95U, 105U		\$1,973.00
TPS Mounting System				
	713619	SF - UTILITY MEDIUM TPS Subframe Set for Tier 4A Farmall 85C, 95C, 105C, 115C "Flat Deck" tractors built in Ankara S/N = ZxJV0xxxx (Includes Grill Guard) (Not compatible with L600 Series Loader)		\$2,627.00
	713684	SB FR T4 COMP W/GG TPS Subframe Set for Tier 4A Farmall 95U, 105U, 115U (Includes Grill Guard)		\$2,627.00
	713685	APL 4CY T4TPS VER GG TPS Vertical Bracket (for Loader Ready Tractors) for Tier 4A Farmall 95U, 105U, 115U (Includes Grill Guard)		\$1,494.00
	713646	4 Cyl Complete T4 TPS GG TPS Mount Bracket Set - Premium for Farmall 110A, 120A (Includes Grill Guard)		\$2,375.00
	730781	Subframe w/_Grill. Guard T4 TPS Subframe Set for 4 Cylinder Maxxum 110, 120, 130 Tier 3 and Tier 4A; and Discontinued MXU100 - MXU110 (Includes Grill Guard)		\$2,879.00
	730896	Aph 4 Cyl Standard T4 Vertical TPS Vertical Bracket (for Loader Ready Tractors) for 4 Cylinder Maxxum 110, 120, 130 Tier 4A; and Discontinued MXU100 - MXU110 (Includes Grill Guard)		\$1,531.00

REAR BRACKETS

SD_N5802 REAR BRACKETS				
	XN5802X	No Rear Mounting Brackets		No Charge
	717682	Rear mounting brackets-717682 Farmall 70, 80, 90, 95, and discontinued JX75, 80, 85, 90, 95		\$641.00

**L745 FRONT LOADER
US PRICE LIST**

(Ex Works Nearest Depot)

	730655	Rear mounting brackets -730655 For Tier 3 Farmall 85U, 95U, 105U For Discontinued JX1080U - JX1100U Rear Bracket Set	\$641.00
--	--------	--	----------

HYDRAULICS

LOADER MOUNTED VALVES/HOSE KITS

SD_20007 2 & 3 FUNCTION HYDRAULIC KITS

	X20007X	No Loader mount valve	No Charge
--	---------	-----------------------	-----------

2 Function Electro Hydraulic

	713633	2 Func Electro-Hydraulic Kit 2 function electro-hydraulic Loader Mounted Valve (Includes valve, thumb-controlled electronic joystick, and hose kit) for Tier 3 and Tier 4 Maxxum 110, 115, 120, 125, 130, and 140 with Closed Center Hydraulics/PFC; Not compatible with tractors that have factory installed Mid-Mount Valves	\$3,167.00
--	--------	---	------------

3rd Function Electro-Hydraulic

	713600	3 Funtion Hydraulic Set 3 function electro-hydraulic Loader Mounted Valve (Includes valve, thumb-controlled electronic joystick, and hose kit) for Tier 3 and Tier 4 Maxxum 110, 115, 120, 125, 130, and 140 with Closed Center Hydraulics/PFC; Not compatible with tractors that have factory installed Mid-Mount Valves	\$4,118.00
--	--------	--	------------

SD_20102 HYDRAULIC KIT

	X20102X	No Hydraulic pkg	No Charge
--	---------	------------------	-----------

	713617	Hydraulic Valve Set 713617 2 function mechanical (cable controlled) Loader Mounted valve, joystick, & hose kit. For Farmall 70, 80, 90, 95; and Discontinued JX75, 80, 85, 90, 95	\$1,505.00
--	--------	---	------------

	713640	Hyd Valve Kit 713640 Loader Mounted Valve kit - 2 function mechanical (cable controlled) For Farmall 110A, 120A, 125A, and 140A Includes valve, joystick, cables, & hose kit.	\$1,505.00
--	--------	--	------------

HOSE KITS

SD_20078 HOSE KIT

	X20078X	No hydraulic hose kit	No Charge
--	---------	-----------------------	-----------

**L745 FRONT LOADER
US PRICE LIST**

(Ex Works Nearest Depot)

2 Function Hose Kit			
	713622	HOSE KIT UT MED SING 2 Function Hose Kit (for Tractors with MMV) for Tier 4A Farmall 85C, 95C, 105C, 115C "Flat Deck" tractors built in Ankara S/N = ZxJV0xxxx	\$500.00
	717517	MMV Hydraulic Hose Kit 2 func 2 Function Hose Kit (for Tractors with MMV) for Discontinued Tier 4A Farmall 85C, 95C, 105C "Platform" tractors built in Jesi S/N = ZxJX5xxxx and Discontinued Tier 3 Farmall 85U, 95U, 105U	\$500.00
	713689	MMV Hydraulic Hose Kit-2 func 2 Function Hose Kit (for Tractors with MMV) for Tier 4A Farmall 95U, 105U, 115U	\$500.00
	713663	2FUNC SNGL CPLR T4 2 Function Hose Kit (for Tractors with MMV) - NSL for Tier 4 Maxxum 110, 115, 120, 125, 130, and 140	\$528.00
	717518	Mech MMV Hyd Hose Kit 2 func 2 Function Hose Kit (for Tractors with MMV) - NSL for Tier 3 Maxxum 110, 115, 120, 125, 130, and 140; and Discontinued MXU100 - 135	\$513.00
3 Function Hose Kit			
	713665	3FUNC SNGL CPLR T4 3 Function Hose Kit (for Tractors with MMV) - NSL for Tier 4 Maxxum 110, 115, 120, 125, 130, and 140	\$649.00
	730799	3 Func mid-mt valve hose kit 3 Function Hose Kit (for Tractors with MMV) - NSL for Tier 3 Maxxum 110, 115, 120, 125, 130, and 140; and Discontinued MXU100 - 135	\$567.00
OTHERS			
SD_20017 THIRD FUNCTION			
	X20017X	No Third Function	No Charge
	717698	Diverter Valve Kit. 3 function Solenoid valve controlled by joystick mounted button which diverts oil flow from the bucket circuit to front-mounted hydraulic implements (Requires Joystick Adapting Kit 713627 for Farmall C, Farmall U, JXC, JXU and Maxxum Tractors)	\$736.00
SD_20018 3 FUN LIVE HOSE KIT			
	X20018X	No 3rd Func Live hose kit	No Charge
	730679	3 Func Live hose kit - 730679 3rd function "Live" hose kit (Required to utilize 3rd slice and operate grapples, etc)	\$289.00

**L745 FRONT LOADER
US PRICE LIST**

(Ex Works Nearest Depot)

SD_N6004 SINGLE LEVER MULTI-COUPLER

4 Coupler Quick Connect			
	XN6004X	No 4 Coupler quick connect	No Charge
	713618	2 Function Multi Coupler 2 Single Lever Multi-Coupler 4 for use with all Mid Mount Valves (MMV) or tractor Rear Remote Valve operation	\$663.00
	713621	2 Function Multi Coupler Single Lever Multi-Coupler 4 for use with all Loader Mounted Valves (LMV)	\$477.00
	713620	Basic 3 Function Multi Coupler Single Lever Multi-Coupler 4+2 for use with all Mid Mount Valves (MMV) or tractor Rear Remote Valve operation	\$909.00
	713611	3 Function Multi Coupler Single Lever Multi-Coupler +2 for use with Three-function Loader Mounted Valve (LMV) ONLY	\$391.00

SD_N6010 FOURTH FUNCTION

	XN6010X	No Fourth Function	No Charge
	713608	Opt 4th Func ElectricHy 713608 Optional 4th function, 3/8 in line connection, electrohydraulic kit (requires 3rd function kit also) L735-775	\$736.00

SD_N6016 ELECT HANDLE KIT

	XN6016X	No Electric Handle Kit	No Charge
Cab Joystick Control			
	713627	Electric Handle Kit Joystick adapting kit for electrical controlled loader options. Includes new knob with push button and required wiring for implement selection. Requires 3rd Function Electro-hydraulic kit 717698(006) or Electric Shut-off for Soft-Ride kit 717521(016) Not required with Loader Mounted Valve Kits 717543(016), 730800(006), 730801(006), 730802(006), 730807(006), or 730808(006).	\$163.00

SOFT RIDE

SD_N6014 SOFTRIDE OPTION

Soft Ride Option			
	XN6014X	No Soft Ride Kit	No Charge
	717520	Soft Ride Kit	\$681.00

**L745 FRONT LOADER
US PRICE LIST**

(Ex Works Nearest Depot)

SOFT RIDE ELECTRICAL CONTROL

SD_N6013 SOFTRIDE ELECTRIC SHUTOFF

Soft Ride Electric Shut Off				
	XN6013X	No Soft Ride Electric Shut Off		No Charge
	717521	Soft Ride Elec Shutoff Kit (on / off activation from cab) Optional alternative to standard valve in soft ride kit REQUIREMENTS - If loader is ordered with Soft Ride: - AND 3rd,4th,or Hydraulic Impl.Lock > 713626 (006) REQUIRED. - BUT NO OTHER electrical option > 713627 (006) is REQUIRED.		\$384.00

SD_N6015 ELECT SWITCH SET

Soft Ride Electric Switch				
	XN6015X	No Soft Ride electric switch		No Charge
	713626	Soft Ride electric switch set Requires Joystick Adapting Kit 713627 (006) and Soft Ride Elec Shutoff Kit 717521 (016) when loader is ordered with Soft ride and 3rd, 4th, or Hydraulic Impl. Lock.		\$163.00

HYDRAULIC IMPLEMENT LOCK

SD_N6003 HYD FACEPLATE IMP LOCK EURO

Hyd Attachment Disconnect/Lock				
	XN6003X	No Hyd Lock for Quick-Attach		No Charge
	713635	Hyd Implement Lock Euro Hydraulic (Faceplate) Implement lock EURO Style (Provides easy connect/disconnect of buckets) To be used with 3rd function Diverter Valve which includes separate push and hold button that actuate the lock Not for use with Skid Steer Style Quick Attach.		\$466.00
	713661	HYD IMP LOCK-713661 Hydraulic (Faceplate) Implement lock EURO Style (Provides easy connect/disconnect of buckets) To be used with 3rd function "Live" hose kit Not for use with Skid Steer Style Quick Attach.		\$475.00

LOADER BUCKETS AND ATTACHMENTS

MATERIAL BUCKETS

SD_N5233 63" STD BUCKET EURO STYLE QA

Standard Material Buckets				
	XN5233X	No 63" Std Mat bucket Euro Sty		No Charge

**L745 FRONT LOADER
US PRICE LIST**

(Ex Works Nearest Depot)

	717416	63" Std Mat bucket Euro Style Euro Style 63" Standard material bucket 0.71 yd struck capacity, 0.85 yd. heaped capacity		\$973.00
SD_N5244 73" STD QA BUCKETS				
	XN5244X	No 73" Std Mat bucket		No Charge
	717417	73" Std Mat bucket Euro Style CORE - Euro Style 73" 21 CuFt Standard material bucket 0.63 yd struck capacity, 0.78 yd. heaped capacity (Compatible with 716983-Bolt-On Standard Duty Grapple)		\$1,058.00
	730403	73" Std Mat bucket 730403 CORE - SSL Style - 73" 21 CuFt Standard material bucket 0.63 yd struck capacity, 0.78 yd heaped capacity 730403006 (Compatible with 716983-Bolt-On Standard Duty Grapple)		\$1,158.00
SD_N5245 73" HD BUCKET EUROSTYLE QA				
Heavy-duty Material Buckets				
	XN5245X	No 73" HD Mat bkt Euro Style		No Charge
	717423	73" HD Mat bucket Euro Style CORE Heavy-duty material bucket 0.78 yd struck capacity, 0.94 yd. heaped capacity		\$1,321.00
SD_N5247 73" STD BKT EUROSTYLE				
Standard Material Buckets				
	XN5247X	No 73" Std Mat bucket Euro St		No Charge
	717418	73" Std Mat bucket Euro Style CORE - Euro Style 73" Standard material bucket 0.79 yd struck capacity, 0.94 yd. heaped capacity		\$1,089.00
SD_N5252 83" MATERIAL BUCKET QA				
	XN5252X	No 83" Std Mat bucket		No Charge
	717419	83" Std Mat bucket Euro Styl CORE - Euro Style 83" Standard material bucket 0.72 yd struck capacity, 0.89 yd. heaped capacity (Compatible with 716983-Bolt-On Standard Duty Grapple)		\$1,199.00
	730404	83" Std Mat bucket SSL style SSL Style 83" Standard material bucket 0.72 yd struck capacity, 0.89 yd. heaped capacity (Compatible with 716983-Bolt-On Standard Duty Grapple)		\$1,313.00
SD_N5253 83" HD MAT BUCKET EUROSTYLE				
Heavy-duty Material Buckets				
	XN5253X	No 83" HD Mat bkt Euro Style		No Charge
	717424	83" HD Mat bucket Euro Style CORE - Heavy-duty material bucket 0.90 yd struck capacity, 1.07 yd. heaped capacity		\$1,501.00

**L745 FRONT LOADER
US PRICE LIST**

(Ex Works Nearest Depot)

SD_N5258 83"HD BUCKET ONLY RDBL KING

Heavy-duty Grapple Buckets			
	XN5258X	No 83" Wide HD Bucket	No Charge
	717503	83" Wide HD Bucket NON CORE Euro Style 83", "Round Bale King", bucket only, 0.90 yd struck capacity, 1.07 yd heaped capacity with grapple mounting brackets "Grapple Ready"	\$2,010.00

SD_N5266 85" HEAVY-DUTY GRADING BUCKET

Heavy-duty Grading Bucket			
	XN5266X	No 85" HD Grading bkt Euro St	No Charge
	717436	85" HD Grading bkt Euro Style Euro Style Heavy-duty grading bucket 0.79 yd struck capacity, 0.85 yd heaped capacity	\$1,484.00

SD_N5270 91" HIGH TIPPING BUCKET

High Tipping Bucket			
	XN5270X	No 91" High Tipping Bucket	No Charge
	717435	91" High Tipping Bucket 2.16 yd struck capacity, 2.62 yd. heaped capacity	\$5,725.00

SD_N5272 95" STD MATERIAL BUCKET

Standard Material Buckets			
	XN5272X	No 95" Std Mat bkt Euro Style	No Charge
	717421	95" Standard Mat bkt Euro Styl CORE - Euro Style 95" Standard material bucket 1.03 yd struck, 1.24 yd. heaped capacity	\$1,696.00

BUCKETS WITH TEETH

SD_N5232 63" HD BUCKET W/ TEETH

HD Material Buckets with Teeth			
	XN5232X	No 63" HD Euro bucket w/teeth	No Charge
	717428	63" HD Euro bucket w/teeth Euro Style Heavy-duty bucket with teeth 0.71 yd struck capacity, 0.85 yd. heaped capacity	\$1,260.00

SD_N5246 73" HEAVY-DUTY BUCKET W/TEETH

	XN5246X	No 73" HD Bkt w/teeth Euro St	No Charge
	717429	73" HD Bkt w/teeth Euro Style Euro Style 73" Heavy-duty bucket with teeth 0.78 yd struck capacity, 0.94 yd. heaped capacity	\$1,388.00

SD_N5254 83" HD BUCKET W/ HD TEETH

	XN5254X	No 83" HD Bkt w/teeth Euro St	No Charge
--	---------	-------------------------------	-----------

**L745 FRONT LOADER
US PRICE LIST**

(Ex Works Nearest Depot)

	717430	83" HD Bkt w/teeth Euro Style Euro Style 83" Heavy-duty bucket with teeth 0.90 yd struck capacity, 1.07 yd. heaped capacity		\$1,597.00
GRAPPLE BUCKETS				
SD_N5259 83" HD BUCKET W/ GRAPPLE/TINES				
HD Bucket, Grapple and Tines				
	XN5259X	No 83" HDBkt w/grap/tines Euro		No Charge
	717494	83" HDBkt w/grapple/tines Euro CORE - Euro Style 83", "Round Bale King" bucket and grapple with tines 0.90 yd struck capacity, 1.07 yd. heaped capacity		\$4,747.00
SD_N5261 83" HD BUCKET W/GRAPPLE				
Heavy-duty Bucket with Grapple				
	XN5261X	No 83" HDBkt w/grapple Euro		No Charge
	717500	83" HD Bkt w/grapple Euro Styl CORE - Euro Style 83", "Round Bale King" bucket and grapple 0.90 yd struck capacity, 1.07 yd heaped capacity		\$4,612.00
GRAPPLE				
SD_29005 BACK SCREEN F/ROUND BALE KING				
Back Screen F/Round Bale King				
	X29005X	No Back Screen for Round Bale		No Charge
	717509	Back Screen for Round Bale CORE - "Round Bale King" buckets and grapple		\$297.00
SD_29013 BUCKET TINE SET 1 TINE				
Bucket Tine Set				
	X29013X	No bucket tine set with holder		No Charge
	717512	Bucket tine set with holder 1 tine and weld-on holder		\$1,003.00
SD_29014 BKT TINE SET F/BKT W/ HOLDER				
Bucket Tine				
	X29014X	No Bucket Tine - 1 Tine		No Charge
	717511	Bucket Tine - 1 Tine For buckets equipped with tine holder		\$83.00
SD_29019 BOLT ON GRAPPLE KIT EURO STYLE				
Bolt-on Grapple Kit Euro Style				
	X29019X	No grapple assembly		No Charge

**L745 FRONT LOADER
US PRICE LIST**

(Ex Works Nearest Depot)

	717548	Bolt-on grapple kit Euro style "Round Bale King" Heavy Duty Grapple For 83" or 95" "Round Bale King" or heavy-duty buckets. Requires 3rd function to operate grapple. Kit includes grapple brackets to be welded onto back of heavy-duty buckets, if required.		\$2,956.00
SD_29020 GRAPPLE CLAW F/RB KING				
Grapple Claw for RB King				
	X29020X	No Replacement Grapple / Claw		No Charge
	717510	Replacement Grapple / Claw 1 only - for "Round Bale King" grapple		\$130.00
SD_29021 BOLT ON GRAPPLE KIT				
Bolt-on Grapple Kit				
	X29021X	No Bolt on Grapple Kit		No Charge
	716983	Bolt on Grapple Kit "Bolt-On" Standard Duty Grapple For 73" or 83" Standard Duty buckets. Only fits: 730403006, 730404006, 717417006, 717419006 Requires 3rd function to operate grapple. Requires holes to be drilled in bucket to allow brackets to bolt on.		\$2,787.00
SD_29022 BACK SCREEN KIT				
Back Screen Kit				
	X29022X	No back screen kit		No Charge
	730771	Back screen kit for "Bolt-On" Standard Duty Grapple		\$291.00
HIGH VOLUME BUCKETS				
SD_N5251 79" HV LIGHT MATERIAL BUCKET				
High Vol Light Mat'l Buckets				
	XN5251X	No 79" HC Mat bucket Euro Sty		No Charge
	717431	79" HC Mat bucket Euro Sty CORE - Euro Style 79" High capacity material bucket 1.27 yd struck capacity, 1.53 yd. heaped capacity		\$1,413.00
SD_N5255 83" Mat Bkt Std Cap Euro				
	XN5255X	No 83" Std Mat bucket Euro St		No Charge
	717420	83" Std Mat bucket Euro Sty CORE - Euro Style 83" High capacity material bucket 0.90 yd struck capacity, 1.07 yd heaped capacity		\$1,224.00
SD_N5257 83" WIDE 53CU FT HDHV				
	XN5257X	No 83" 53 CuFt		No Charge

**L745 FRONT LOADER
US PRICE LIST**

(Ex Works Nearest Depot)

	424991	83" 53 CuFt HD 424991 NON CORE - Euro Style - 83" heavy duty high volume 1.62 yd struck capacity, 1.96 yd heaped capacity		\$2,328.00
SD_N5268 87" HIGH CAP MAT BUCKET				
	XN5268X	No 87" HC Mat bucket Euro Sty		No Charge
	717432	87" HC Mat bucket Euro Sty CORE - Euro Style 87" High capacity material bucket 1.39 yd struck capacity, 1.67 yd. heaped capacity		\$1,594.00
BALE HANDLING				
SD_N5501 BALE SPEAR				
Bale Spear				
	XN5501X	No bale spear		No Charge
	715106	Bale spear SSL style CORE - 1 long tine and 1 short tine maintains bale control		\$994.00
BALE FORK				
SD_N5343 BALE FRK WITH BACK STOP				
Bale Fork with Back Stop				
	XN5343X	No Bale Fork w_Back Stop		No Charge
	730842	Bale Fork w_Back Stop Standard Square Bale Fork - SSL Style Includes 2 Tines – Adjustable Spacing from 31.5" to 51" (Up to 5 Tines can be installed)		\$1,250.00
	730843	Bale Fork w_Back Stop EUR Standard Square Bale Fork - EURO Style Includes 2 Tines – Adjustable Spacing from 31.5" to 51" (Up to 5 Tines can be installed)		\$1,110.00
PALLET FORKS				
SD_N5301 38" FORK (55"WIDE 2200LB)				
Pallet Forks				
	XN5301X	No 38" fork		No Charge
	424995	38" PF, 55" wide, 2200 lb cap NON CORE - SSL Style - 55" wide pallet fork 2,200 lb. capacity		\$998.00
SD_N5303 47" FORK (55"WIDE 5500LB)				
	XN5303X	No 47" Pallet fork		No Charge
	717448	47" PF, 55" wide, 5500 lb. cap CORE Euro Style - 55" wide Pallet fork 5500 lb. capacity		\$2,083.00
SD_N5345 48IN FK 55W 3500 CP				
Bale Fork with Back Stop				
	XN5345X	NO 48IN FK 55W 3500		No Charge

**L745 FRONT LOADER
US PRICE LIST**

(Ex Works Nearest Depot)

	713672	48IN FK 55W 3500 SSL 48" Pallet Fork 55" wide 3500 lb. Capacity SSL		\$1,045.00
	713671	48IN FK 55W 3500 EUR 48" Pallet Fork 55" wide 3500 lb. Capacity EURO		\$1,045.00

OTHER

SD_29016 BALLAST BOX

Ballast Box				
	X29016X	No Ballast Box - 2200 lbs.		No Charge
	717506	Ballast Box - 2200 lbs. CORE - Ballasting box for 3-point hitch category II capacity 1924 lbs. for total maximum weight of 2200 lbs.		\$931.00

SD_N5901 SSL STYLE QUICK ATTACH ADAPTER

SSL Style Quick-Attach Adapter				
	XN5901X	No SSL Quick Attach adapter		No Charge
	716547	Quick Attach adapter To enable use of skid-steer tools with Euro style quick-attach loader		\$877.00

FACTORY SUPPLIED ACCESSORIES - LOADERS

BALE MOVING EQUIPMENT

SD_29008 BALE SPEAR

Bale Spike				
	X29008X	No Bale spear Euro Style		No Charge
	717485	Bale Spear - Euro Style 1 long tine and 1 short tine maintains bale control		\$788.00

SD_29017 BALE HANDLING LOADER EXT

Bale Handling Loader Extension				
	X29017X	No bale handling ldr extension		No Charge
	717481	Bale Handling Loader Extension Adds 45" extra height for stacking bales		\$2,675.00

SD_29023 HD SILOSPLIT

HD Bale Split Attachment				
	X29023X	No Heavy-duty bale split attac		No Charge
	717484	Heavy-duty bale split attach		\$1,432.00

SD_29033 HD BALE GRIP 79"

HD Bale Grip				
	X29033X	No 79" Heavy-duty Bale grip		No Charge

**L745 FRONT LOADER
US PRICE LIST**

(Ex Works Nearest Depot)

	717475	79" Heavy-duty Bale grip 79" maximum bale size Includes back stop extension		\$2,725.00
SD_N5218 55" WIDE 2 TINE SQBL FORK				
55 in. Square Bale Fork				
	XN5218X	No 55" Square bale fork		No Charge
	717488	55" Square bale fork - 2 tines Deluxe Square Bale Fork - EURO Style Includes 2 Tines - Can Be Tilted Up for Transport (Up to 5 Tines can be installed)		\$1,597.00
SD_N5317 75" SQBL FORK 5 LONG TINES				
75 in. Square Bale Fork				
	XN5317X	No 75" Square bale fork		No Charge
	717489	75" Sq Bale Fork -5 long tines Deluxe Square Bale Fork - EURO Style Includes 5 Tines - Can Be Tilted Up for Transport		\$2,353.00
SD_N5327 BIG BAG LIFTER FOR SQBALE FORK				
Big Bag Lifter for SqBale Fork				
	XN5327X	No Big bag lifter		No Charge
	717491	Big bag lifter for Sqbale fork Large Bag Lifter Extension – Adjustable Height for Deluxe Square Bale Forks 717488 or 717489		\$249.00
SD_N5328 BALE FORK BACK EXTENSION SET				
Bale Fork Back Extension				
	XN5328X	No Bale fork back extension		No Charge
	717487	Bale fork back extension set U-shaped Bolt-on Vertical Rear Extension – 42" for Standard Square Bale Forks 730842 or 730843		\$305.00
	717490	Sq bale fork back extension Center Mounted Vertical Rear Bale Extension – Adjustable Height for Deluxe Square Bale Forks 717488 or 717489		\$249.00
SILAGE HANDLING EQUIPMENT				
SD_N5223 59" SILAGE FORK/GRAPPLE 28CUFT				
HD "Silage King" Fork/Grapple				
	XN5223X	No 59" "Silage King" fork/grap		No Charge
	717463	59" "Silage King" fork/grapple 59" "Silage King" Fork and Grapple 1.03 yd volume		\$2,548.00
SD_N5224 59" BLOCK CUTTER CLOSED GRPLE				
Block Cutter Closed Grapple				
	XN5224X	No 59" Block cutter clsd grapp		No Charge

**L745 FRONT LOADER
US PRICE LIST**

(Ex Works Nearest Depot)

	717470	59" Block cutter closed grappl "Silage King" block cutter - enclosed grapple 1.18 yd volume		\$5,599.00
--	--------	---	--	------------

SD_N5305 47" BLOCK CUTTER CLOSED GRPPL

	XN5305X	No 47" Block cutter clsd grapp		No Charge
	717469	47" Block cutter clsd grapple "Silage King" block cutter - enclosed grapple 0.92 yd volume		\$5,006.00

SD_N5308 51" SILAGEKING FORK AND GRAPPL

HD "Silage King" Fork/Grapple				
	XN5308X	No 51" "Silage King" fork/grap		No Charge
	717462	51" "Silage King" fork/grapple 51" "Silage King" Fork and Grapple 0.90 yd volume		\$2,453.00

SD_N5311 67" SILAGE KING FORK/GRAPPLE

	XN5311X	No 67" "Silage King" fork/grap		No Charge
	717464	67" "Silage King" fork/grapple 67" "Silage King" Fork and Grapple 1.18 yd volume		\$3,186.00

SD_N5315 75" SILAGE KING FORK/GRAPPLE

	XN5315X	No 75" "Silage King" fork/grap		No Charge
	717465	75" "Silage King" fork/grapple 75" "Silage King" Fork and Grapple 1.32 yd volume		\$3,641.00

MANURE MANAGEMENT ATTACHMENTS

SD_N5320 90" MANURE FORK 12 TINES

Manure Forks				
	XN5320X	No 90" Manure fork - 12 Tines		No Charge
	717441	90" Manure fork - 12 Tines		\$1,464.00

PALLET FORKS AND ACCESSORIES

SD_N5331 PALLET FORK LIFT ARM FOR BAGS

Pallet Fork Lift Arm for Bags				
	XN5331X	No Pall fork lift arm for bags		No Charge
	717451	Pallet fork lift arm for bags Extended lift arm "Bag Lifter" for fertilizer bags Requires 717447 or 717448		\$1,151.00

SD_N5332 LOG GRAPPLE FOR PALLET FORKS

Log Grapple for Pallet Forks				
	XN5332X	No Log grapple		No Charge

**L745 FRONT LOADER
US PRICE LIST**

(Ex Works Nearest Depot)

	717449	Log grapple For all pallet forks Requires 717447 or 717448		\$1,691.00
--	--------	--	--	------------

MISCELLANEOUS

SD_N6011 QUICK CNCT FASTSNAP LDR COMP

Quick Coupler Loader Comp				
	XN6011X	No quick connect		No Charge
	717561	Quick connect loader Release for fast and simple connection of IMPLEMENT hydraulics - loader component. Requires 3rd function capability.		\$493.00

SD_N6012 QUICK CNCT FASTSNAP IMP COMP

	XN6012X	No quick connect		No Charge
	717562	Quick connect implement Release for fast and simple connection of IMPLEMENT hydraulics - implement component. Requires 3rd function capability.		\$278.00

OTHER EQUIPMENT - LOA

BALE MOVING EQUIPMENT (EURO STYLE QUICK-ATTACH)

SD_29007 HD PLASTIC WRP BALEGRIP 23-80"

HD Plastic Wrap Bale Grip				
	X29007X	No plastic wrap bale grip		No Charge
	717480	HD plastic wrapped bale grip Heavy-duty round or square plastic wrapped bale grip 23" to 80" bale size		\$4,160.00

SD_29009 BALE SUPPORT

Bale Support				
	X29009X	No Bale support		No Charge
	717479	Bale support For combo bale / pallet fork. Requires Factory Supplied Accessory 717478		\$719.00

SD_29030 HD BALE GRIP 63" FL

Heavy-duty Bale Grip				
	X29030X	No 63" Heavy-duty bale grip		No Charge
	717474	63" Heavy-duty bale grip 63" maximum bale size. Includes back stop extension		\$2,509.00

**L745 FRONT LOADER
US PRICE LIST**

(Ex Works Nearest Depot)

SD_29031 BALE GRIP 63" UNIV

Bale Grip - 63 in.				
	X29031X	No 63" Universal bale grip		No Charge
	717477	63" Universal bale grip 63" Maximum bale size		\$2,280.00

SD_29032 COMBO BALE/PALLET FORK 71"

Combo Bale / Pallet Fork				
	X29032X	No 71" Combo bale /pallet fork		No Charge
	717478	71" Combo bale /pallet fork 71" maximum bale size		\$2,373.00

SD_29041 STD BALE SPLIT ATTACHMENT

Std Bale Split Attachment				
	X29041X	No Standard bale split attach		No Charge
	717483	Standard bale split attach		\$1,007.00

MANURE FORKS (EURO STYLE)

SD_N5220 59" MANURE FORK 8 TINES

Manure Fork				
	XN5220X	No 59" Manure fork		No Charge
	717438	59" Manure fork - 8 tines		\$925.00

SD_N5310 67" MANURE FORK 9 TINES

	XN5310X	No 67" Manure fork		No Charge
	717439	67" Manure fork - 9 tines		\$1,129.00

SD_N5314 75" MANURE FORK 10 TINES

	XN5314X	No 75" Manure fork		No Charge
	717440	75" Manure fork - 10 tines		\$1,382.00

SPECIALTY (EURO STYLE)

SD_29001 3-POINT LINKAGE F/A

3-Point Linkage				
	X29001X	No 3-Point Linkage		No Charge
	717507	3-Point Linkage Connect front loader tools to tractor 3-point		\$754.00

SD_N5221 59" ROCK FORK 3" SPACING

Rock Forks				
	XN5221X	No 59" Rock fork / 3" spacing		No Charge
	717444	59" Rock fork / 3" spacing		\$2,057.00

SD_N5319 79" ROCK FORK 3" SPACING

	XN5319X	No 79" Rock fork / 3" spacing		No Charge
--	---------	-------------------------------	--	-----------

**L745 FRONT LOADER
US PRICE LIST**

(Ex Works Nearest Depot)

		717445	79" Rock fork / 3" spacing		\$2,598.00
MISCELLANEOUS					
SD_29045 WELD-ON HOOK SET EURO STYLE					
Weld-on Hook Set Euro Style					
		X29045X	No weld-on adapter brackets		No Charge
		717508	Weld-on adapter brackets To convert customer supplied accessories to the quick attach type.		\$211.00

**L745 FRONT LOADER
US PRICE LIST**

**(Ex Works Nearest Depot)
Factory Supplied Attachments**

Order Code	Description	Weight	List Price
3 Function Hose Kit for MMV			
713665006	APH T4 3FUNC MMV SNGL CPL 3 Function Hose Kit (for Tractors with MMV) - NSL for Tier 4 Maxxum 110, 115, 120, 125, 130, and 140	23 LB	\$649.00
730799016	MMV 3 Function Hose Kit 3 Function Hose Kit (for Tractors with MMV) - NSL for Tier 3 Maxxum 110, 115, 120, 125, 130, and 140; and Discontinued MXU100 - 135	26 LB	\$693.00
Front Mounting Brackets			
717681006	Front frame set Farmall 90, 95; and discontinued JX95	588 LB	\$1,973.00
717688006	Front frame set For Tier 3 Farmall 85U, 95U, 105U	653 LB	\$1,973.00
715456006	Front mounting brackets Front Mounting Brackets (for Loader Ready Tractors) for 4 Cylinder Maxxum 110, 120, 130 Tier 3 ONLY; and Discontinued MXU100, 110 (Includes Grill Guard)	518 LB	\$2,309.00
TPS Mounting System			
713619006	Subframe, Utility Medium 85/95/105hp TPS Subframe Set for Tier 4A Farmall 85C, 95C, 105C, 115C "Flat Deck" tractors built in Ankara S/N = ZxJV0xxxx (Includes Grill Guard) (Not compatible with L600 Series Loader)	416 LB	\$3,227.00
713684006	SUBFRAME T4COMP W/GG TPS Subframe Set for Tier 4A Farmall 95U, 105U, 115U (Includes Grill Guard)	516 LB	\$2,627.00
713685006	APL4CYL T4TPS VERT GG TPS Vertical Bracket (for Loader Ready Tractors) for Tier 4A Farmall 95U, 105U, 115U (Includes Grill Guard)	301 LB	\$1,494.00
713646006	4CYL COMP T4TPS AND GG TPS Mount Bracket Set - Premium for Farmall 110A, 120A (Includes Grill Guard)	516 LB	\$2,375.00
730781006	APH 4 Cyl STD T4 TPS and Grill Guard TPS Subframe Set for 4 Cylinder Maxxum 110, 120, 130 Tier 3 and Tier 4A; and Discontinued MXU100 - MXU110 (Includes Grill Guard)	600 LB	\$2,879.00
730896006	APH 4CYL STD T4 TPS VRT A TPS Vertical Bracket (for Loader Ready Tractors) for 4 Cylinder Maxxum 110, 120, 130 Tier 4A; and Discontinued MXU100 - MXU110 (Includes Grill Guard)	420 LB	\$1,531.00

**L745 FRONT LOADER
US PRICE LIST**

(Ex Works Nearest Depot)

Rear Mounting Brackets

717682006	Rear Brackets Farmall 70, 80, 90, 95, and discontinued JX75, 80, 85, 90, 95	124 LB	\$641.00
716454036	Rear Brackets For Maxxum 110, 120, 130; and Discontinued MXU100, 110	285 LB	\$641.00
730655006	Rear Brackets For Tier 3 Farmall 85U, 95U, 105U For Discontinued JX1080U - JX1100U Rear Bracket Set	100 LB	\$641.00

Loader Mounted Valve Kits

713617006	Hydraulic Valve Set - 713617 2 function mechanical (cable controlled) Loader Mounted valve, joystick, & hose kit. For Farmall 70, 80, 90, 95; and Discontinued JX75, 80, 85, 90, 95	80 LB	\$1,505.00
-----------	---	-------	------------

2 Function Hose Kit for MMV

717517056	MMV Hydraulic Hose Kit 2 func 2 Function Hose Kit (for Tractors with MMV) for Discontinued Tier 4A Farmall 85C, 95C, 105C "Platform" tractors built in Jesi S/N = ZxJX5xxxx and Discontinued Tier 3 Farmall 85U, 95U, 105U	22 LB	\$500.00
713663006	APH T4 2FUNC MMV SNGL CPL 2 Function Hose Kit (for Tractors with MMV) - NSL for Tier 4 Maxxum 110, 115, 120, 125, 130, and 140	23 LB	\$528.00
713689006	HOSE KIT-4 HOSE SINGLE 2 Function Hose Kit (for Tractors with MMV) for Tier 4A Farmall 95U, 105U, 115U	22 LB	\$500.00
717518016	Mech MMV Hyd Hose Kit 2 func 2 Function Hose Kit (for Tractors with MMV) - NSL for Tier 3 Maxxum 110, 115, 120, 125, 130, and 140; and Discontinued MXU100 - 135	23 LB	\$499.00
713622006	Hose Kit – Jesi Utility T4 Single 2 Function Hose Kit (for Tractors with MMV) for Tier 4A Farmall 85C, 95C, 105C, 115C "Flat Deck" tractors built in Ankara S/N = ZxJV0xxxx	26 LB	\$500.00

2 Function Hose Kit for LMV

713633016	T3/4 2FUNC HYD SET 2 function electro-hydraulic Loader Mounted Valve (Includes valve, thumb-controlled electronic joystick, and hose kit) for Tier 3 and Tier 4 Maxxum 110, 115, 120, 125, 130, and 140 with Closed Center Hydraulics/PFC; Not compatible with tractors that have factory installed Mid-Mount Valves	90 LB	\$3,167.00
-----------	---	-------	------------

**L745 FRONT LOADER
US PRICE LIST**

(Ex Works Nearest Depot)

	713600016	T3/4 3FUNC HYD SET 3 function electro-hydraulic Loader Mounted Valve (Includes valve, thumb-controlled electronic joystick, and hose kit) for Tier 3 and Tier 4 Maxxum 110, 115, 120, 125, 130, and 140 with Closed Center Hydraulics/PFC; Not compatible with tractors that have factory installed Mid-Mount Valves	90 LB		\$4,118.00
	713640006	Hydraulic vlv set FA Loader Mounted Valve kit - 2 function mechanical (cable controlled) For Farmall 110A, 120A, 125A, and 140A Includes valve, joystick, cables, & hose kit.	80 LB		\$1,505.00

Third Function with Diverter

	717698006	3rd function, electro-hydraulic kit (Solenoid valve controlled by joystick mounted button which diverts oil flow from the bucket circuit to front-mounted hydraulic implements). Required for grapple operation and other miscellaneous hydraulic attachments. Requires Joystick Adapting Kit 713627 (006) for Farmall C, Farmall U, JXC, JXU and Maxxum Tractors.	12 LB		\$736.00
--	-----------	--	-------	--	----------

Fourth function

	713608006	4 Func Electrohydraulic Kit - 713608 Optional 4th function, 3/8 in line connection, electrohydraulic kit (requires 3rd function kit also) L735-775	10 LB		\$736.00
--	-----------	---	-------	--	----------

Multi-Coupler Kits for MMV

	713618006	Multi-Coupler 4 7/8 in. Single Lever Multi-Coupler 4 for use with all Mid Mount Valves (MMV) or tractor Rear Remote Valve operation	19 LB		\$663.00
	713620006	Basic 3 Function Multi-Coupler 2 Single Lever Multi-Coupler 4+2 for use with all Mid Mount Valves (MMV) or tractor Rear Remote Valve operation	11 LB		\$909.00
	713676006	MULTI COUPLER2 KIT Single Lever Multi-Coupler +2 for use with all Mid Mount Valves (MMV) or tractor Rear Remote Valve operation when "Live" 3rd is added subsequently	15 LB		\$402.00

Multi-Coupler Kits for LMV

	713621006	Multi-Coupler 1-1/16 in. Single Lever Multi-Coupler 4 for use with all Loader Mounted Valves (LMV)	10 LB		\$477.00
	713611006	MutiCoupler 2 713611 Single Lever Multi-Coupler +2 for use with Three-function Loader Mounted Valve (LMV) ONLY	10 LB		\$391.00

**L745 FRONT LOADER
US PRICE LIST**

(Ex Works Nearest Depot)

Cab Joystick Control

	713627006	Electric Handle Set Joystick adapting kit for electrical controlled loader options. Includes new knob with push button and required wiring for implement selection. Requires 3rd Function Electro-hydraulic kit 717698(006) or Electric Shut-off for Soft-Ride kit 717521(016) Not required with Loader Mounted Valve Kits 717543(016), 730800(006), 730801(006), 730802(006), 730807(006), or 730808(006).	10 LB	\$163.00
--	-----------	---	-------	----------

Soft Ride Elec Shut Off

	717521016	Soft Ride Electric Shut Off Kit (on / off activation from cab) Optional alternative to standard valve in soft ride kit REQUIREMENTS - If loader is ordered with Soft Ride: - AND 3rd,4th,or Hydraulic Impl.Lock > 713626 (006) REQUIRED. - BUT NO OTHER electrical option > 713627 (006) is REQUIRED.	2 LB	\$374.00
	713626006	Soft Ride Elec Shut Off Kit Requires Joystick Adapting Kit 713627 (006) and Soft Ride Elec Shutoff Kit 717521 (016) when loader is ordered with Soft ride and 3rd, 4th, or Hydraulic Impl. Lock.	2 LB	\$163.00

Quick Attach for Euro Style

	713635006	;YD FP LK EURO 713635 Hydraulic (Faceplate) Implement lock EURO Style (Provides easy connect/disconnect of buckets) To be used with 3rd function Diverter Valve which includes separate push and hold button that actuate the lock Not for use with Skid Steer Style Quick Attach. For L745/L755/L765/L775	19 LB	\$466.00
--	-----------	---	-------	----------

Quick Attach for SS Style

	716547056	Skid steer Q.A device Skid Steer Quick Attach Device Adapter (Euro to SSL) Allows SSL Style implements to connect to Euro Style loader QA	148 LB	\$877.00
--	-----------	---	--------	----------

Standard Material Buckets

	717416006	63" Wide 23 Cu. Ft. std material bucket CORE Euro Style - 63" 23 Cu. Ft. standard material bucket 0.71 yd. struck capacity, 0.85yd. heaped capacity for L725, L735 and L745.	368 LB	\$973.00
	717418006	73" Wide 25 Cu. Ft. standard material CORE Euro Style - 73" 25 Cu. Ft. standard material bucket 0.79yd struck capacity, 0.94 yd heaped capacity for L725, L735, L745, L755 and L765.	452 LB	\$1,089.00
	717421006	95" Wide 34 Cu Ft std material bucket CORE Euro Style - 95" 34 cu.ft. standard material bucket 1.03 yd struck capacity, 1.24 yd heaped capacity	644 LB	\$1,696.00

**L745 FRONT LOADER
US PRICE LIST**

(Ex Works Nearest Depot)

Standard Duty

717417006	73" wide 21 Cu. Ft. standard material CORE Euro Style - 73" 21 Cu. Ft. standard material bucket 0.63yd struck capacity, 0.78 yd heaped capacity (Compatible with 716983-Bolt-On Standard Duty Grapple)	401 LB	\$1,058.00
730403006	73" Wide 21 Cu Ft Std material bucket CORE SSL Style - 73" 21 cu. ft. standard material bucket 0.63yd struck capacity, 0.78 heaped capacity. For L725, L735 and L745 (Compatible with 716983-Bolt-On Standard Duty Grapple)	401 LB	\$1,158.00
717419006	83" Wide standard material bucket CORE Euro Style - 73" 24 Cu. Ft. standard material bucket 0.72yd struck capacity, 0.89yd heaped capacity for L725, L735, L745, L755 and L765. (Compatible with 716983-Bolt-On Standard Duty Grapple)	505 LB	\$1,199.00
730404006	83" Wide 24 Cu Ft standard material bkt CORE - SSL Style 83", 24 cu. ft. standard material bucket 0.72 yd struck capacity, 0.89 yd heaped capacity (Compatible with 716983-Bolt-On Standard Duty Grapple)	505 LB	\$1,313.00

Heavy-duty Material Buckets

717423006	73" Wide 25 Cu. Ft. HD material bucket CORE Euro Style - 73" 25 cu. ft. heavy duty material bucket 0.78yd struck capacity, 0.94yd heaped capacity For L725, L735, L745, L755, and L765.	500 LB	\$1,321.00
717424006	83" Wide 29 Cu. Ft. hd material bucket CORE Euro Style - 83" 29 cu. ft heavy duty material bucket 0.90 yd struck capacity, 1.07 yd heaped capacity For L725, L735, L745, L755, L765, L775 and L785.	697 LB	\$1,501.00

Heavy-duty Grading Bucket

717436006	85" Wide 23 Cu. Ft. heavy duty grading NON CORE Euro Style - 85" 23 cu. ft. 0.85 yd heaped capacity	752 LB	\$1,484.00
-----------	--	--------	------------

Heavy-Duty with Teeth

717428006	63" Wide 23 Cu. Ft. HD material bucket NON CORE Euro Style - 63" 23 cu. ft. heavy duty material bucket with teeth 0.71 yd struck capacity, 0.85 yd heaped capacity. For L725, L735, and L745.	380 LB	\$1,260.00
717429006	73" 25 Cu. Ft. HD Mat Bckt w/Teeth NON CORE Euro Style - 73" 25 cu. ft. heavy duty material bucket with teeth 0.78 yd struck capacity, 0.94 yd heaped capacity. For L725, L735, L745, L755, and L765.	467 LB	\$1,388.00
717430006	83" Wide 29 Cu. Ft. HD material bucket NON CORE Euro Style - 83" 29 cu. ft. heavy duty material bucket with teeth 0.90 yd struck capacity, 1.07 yd heaped capacity. For L725, L735, L745, L755, L765, L775 and L785.	573 LB	\$1,596.00

Back Screen Round Bale King

717509006	Back screen for Rd Bale King Bkt/Grapple CORE Euro Style	66 LB	\$297.00
-----------	---	-------	----------

**L745 FRONT LOADER
US PRICE LIST**

(Ex Works Nearest Depot)

Bucket Tine Set

	717512006	Bucket tine set and weld-on holders CORE Euro Style	20 LB	\$100.00
	717511006	Bucket tine - 1 tine for bkts w/tne hold CORE Euro Style Replacement tine for buckets equipped with weld-on tine holder 717512 (600)	20 LB	\$83.00

HD Bolt-on Grapple Kit Euro

	717548006	Grapple assembly kit for "Rd Bale King" "Round Bale King" Heavy Duty Grapple For 83 in. or 95 in. "Round Bale King" or heavy-duty buckets. Requires 3rd function to operate grapple. Kit includes grapple brackets to be welded onto back of heavy-duty buckets, if required.	551 LB	\$2,956.00
	717510006	Replacement Grapple Claw - 1 only Replacement Grapple Claw for "Round Bale King" grapple CORE Euro Style	71 LB	\$130.00

Bolt-on Grapple Standard Duty

	716983046	Bolt-on Grapple "Bolt-On" Standard Duty Grapple For 73" or 83" Standard Duty buckets. Only fits: 730403006, 730404006, 717417006, 717419006 Requires 3rd function to operate grapple. Requires holes to be drilled in bucket to allow brackets to bolt on.	200 LB	\$2,787.00
	730771006	Back Screen Kit for "Bolt-On" Standard Duty Grapple	14 LB	\$291.00

Standard Duty High Capacity

	717431006	79" Wide 41 Cu. Ft. std high cap bucket CORE - Euro Style - 79" 41 cu. ft standard high capacity bucket 1.27 yd struck capacity, 1.53 yd heaped capacity. For L725, L735, and L745.	602 LB	\$1,413.00
	717420006	83" Wide 24 Cu. Ft. standard material CORE - Euro Style 83" High capacity material bucket 0.90 yd struck capacity, 1.07 yd heaped capacity	553 LB	\$1,224.00

Heavy Duty High Capacity

	424991006	83" Wide 60 Cu.Ft. HD High Cap NON CORE Euro Style - 83" 60 CuFt heavy duty high volume 1.96 yd heaped capacity	932 LB	\$2,328.00
--	-----------	---	--------	------------

High Volume Lt Material Bucket

	717432006	87" Wide 45 Cu. Ft. standard high cap CORE Euro Style 87" 45 cu. ft. standard high capacity bucket 1.39 yd struck capacity, 1.67 yd heaped capacity. For L725, L735, L745, L755, L765, L775 and L785.	650 LB	\$1,594.00
--	-----------	--	--------	------------

Bale Spear

	715106026	Bale spike CORE SSL Style -- Bale spike (one long tine and one short tine maintains bale control)	132 LB	\$994.00
--	-----------	---	--------	----------

**L745 FRONT LOADER
US PRICE LIST**

(Ex Works Nearest Depot)

	717485016	ATTACHMENT, BALE SPIKE CORE Euro Style - Bale Spike. 1 long tine and one short tine maintains bale control.	132 LB		\$788.00
--	-----------	--	--------	--	----------

Bale Fork with Back Stop

	730842006	Bale Fork with Back Stop SSL Standard Square Bale Fork - SSL Style Includes 2 Tines – Adjustable Spacing from 31.5" to 51" (Up to 5 Tines can be installed)	198 LB		\$1,250.00
	730843006	Bale Fork with Back Stop Euro Standard Square Bale Fork - EURO Style Includes 2 Tines – Adjustable Spacing from 31.5" to 51" (Up to 5 Tines can be installed)	181 LB		\$1,100.00

Deluxe Square Bale Fork

	717488006	55" Wide 2 Tine square bale fork Deluxe Square Bale Fork - EURO Style Includes 2 Tines - Can Be Tilted Up for Transport (Up to 5 Tines can be installed)	293 LB		\$1,596.00
	717489006	75" Wide 5 Tine square bale fork Deluxe Square Bale Fork - EURO Style Includes 5 Tines - Can Be Tilted Up for Transport	370 LB		\$2,353.00

Big Bag Lifter

	717491006	Big bale lifter option Large Bag Lifter Extension – Adjustable Height for Deluxe Square Bale Forks 717488 or 717489	70 LB		\$249.00
--	-----------	---	-------	--	----------

Bale Fork Extension

	717490006	Extension set square bale Center Mounted Vertical Rear Bale Extension – Adjustable Height for Deluxe Square Bale Forks 717488 or 717489	44 LB		\$249.00
	717487006	Vertical extended back for bale fork U-shaped Bolt-on Vertical Rear Extension – 42" for Standard Square Bale Forks 730842 or 730843	93 LB		\$305.00
	717481006	Bale Handling Loader Extension NON CORE Euro Style -- Bale handling loader extension Adds 45" extra height for stacking bales.	445 LB		\$2,675.00

Combo Bale/Pallet Fork

	717479006	Bale Support Combo Bale/Pallet Fork CORE Euro Style - Bale support for combo bale and pallet fork requires combo bale and pallet fork.	100 LB		\$719.00
	717478016	Max Bale Size 71" Combo Bale 71" maximum bale size	430 LB		\$2,373.00

Heavy Duty Bale Grip

	717474006	Heavy-duty bale grip - 63" max bale size CORE Euro style heavy duty bale grip 63" max bale size	578 LB		\$2,509.00
	717475006	Heavy-duty bale grip - 79" max bale size CORE Euro Style -- Heavy duty bale grip 79" max bale size	690 LB		\$2,725.00

**L745 FRONT LOADER
US PRICE LIST**

(Ex Works Nearest Depot)

Standard Duty Bale Grip

	717477006	Universal bale grip - 63" max bale size NON CORE Euro Style - Universal bale grip 63" maximum bale size	529 LB	\$2,280.00
--	-----------	---	--------	------------

Bale Split

	717483006	Standard Bale Split Attachment CORE Euro Style --- Standard duty bale split	190 LB	\$1,007.00
--	-----------	--	--------	------------

Heavy-duty Silage King Fork

	717463006	59" Wide 28 Cu.Ft "Silage King" 59" "Silage King" Fork and Grapple 1.03 yd volume	595 LB	\$2,548.00
	717462006	51" Wide 25 Cu Ft "Silage King" 51" "Silage King" Fork and Grapple 0.90 yd volume	555 LB	\$2,453.00

Pallet Forks

	717448006	48" Fork and 55" Wide Pallet 5500 Euro Style -- Pallet Forks 47" fork, 55" wide 5500 lb capacity. For L725, L735, L745, L755, L765, L775 and L785.	375 LB	\$2,083.00
	713672006	48IN Fork 55IN Wide 3500 LB Cap SSL 48" Pallet Fork 55" wide 3500 lb. Capacity SSL	355 LB	\$1,045.00

Silage King Block Cutter

	717470016	59" 32 Cu Ft Closed Side Grapple NON CORE Euro Style - 59" 32 CuFt	1,085 LB	\$5,599.00
	717469016	HD "Silage King" Block Cutter - 47 in. NON CORE Euro Style - 47" 25 CuFt		\$5,006.00

Silage King Fork and Grapple

	717465006	HD "Silage King" Fork and Grapple 75" "Silage King" Fork and Grapple 1.32 yd volume.	695 LB	\$3,641.00
	717464006	HD "Silage King" Fork and Grapple 67" "Silage King" Fork and Grapple 1.18 yd volume	650 LB	\$3,186.00

Ballast Box

	717506006	Ballasting box for 3-pt hitch Cat II CORE	276 LB	\$931.00
--	-----------	--	--------	----------

High Tipping Buckets

	717435006	91" 71 Cu Ft High Tipping Bucket NON CORE Euro Style - 91" 71 cu. ft. high tipping bucket 2.16 yd struck capacity, 2.62 yd heaped capacity. For L745, L755, L765, L775 and L785.	1,060 LB	\$5,725.00
--	-----------	---	----------	------------

Manure Fork

	717438006	59" 8 Tines manure CORE - Euro Style - 59" 8 Tine Manure Fork	295 LB	\$925.00
	717439006	67" 9 tines manure CORE Euro Style 67" 9 Tine Manure Fork	335 LB	\$1,129.00

**L745 FRONT LOADER
US PRICE LIST**

(Ex Works Nearest Depot)

	717440006	75" 10 tines manure CORE Euro Style - 75" 10 Tine Manure Fork	364 LB		\$1,382.00
	717441006	90" 12 tines manure CORE Euro Style - 90" 12 Tine Manure Fork	475 LB		\$1,464.00
Big Bag Lifter for Pallet Fork					
	717451006	Extended lift arm "Bag Lifter" for fert NON CORE Euro Style - Pallet Fork Lift Arm attachment extended "bag lifter" for big bags (Fertilizer)	260 LB		\$1,151.00
Pallet Fork Log Grapple					
	717449006	Log grapple for all pallet forks CORE Euro Style - Pallet Fork Log Grapple Attachment For L725, L735, L745, L755, L765, L775 and L785.	183 LB		\$1,691.00
Heavy-duty Round Bale King Bkt					
	717503006	83" Wide HD "Round Bale King" bucket NON CORE Euro Style 83", "Round Bale King", bucket only, 0.90 yd struck capacity, 1.07 yd heaped capacity with grapple mounting brackets "Grapple Ready"	772 LB		\$2,010.00
	717497006	83" Wide HD Bucket NON CORE Euro Style 83", "Round Bale King", bucket only, 0.90 yd struck capacity, 1.07 yd heaped capacity with grapple mounting brackets "Grapple Ready", includes tine holders without the tines	789 LB		\$2,237.00
Heavy-duty Bucket and Grapple					
	717500006	83" HD bucket and grapple assembly CORE Euro Style 83", "Round Bale King" bucket and grapple assembly 0.90 yd struck capacity, 1.07 yd heaped capacity	1,257 LB		\$4,612.00
Heavy-duty Bucket, Grapple, Tine					
	717494006	83" HD Bkt, Grapple Assm w Bkt Tines CORE - Euro Style 83", "Round Bale King" bucket and grapple with tines 0.90 yd struck capacity, 1.07 yd. heaped capacity	1,367 LB		\$4,747.00
Bale Moving Equip (Euro Style)					
	717480006	HD RD or SQ plastic wrapped bale grip CORE Euro Style --- Heavy duty round or square bale. Grip ideal for 23"-80" wrapped bales	955 LB		\$4,160.00
	717484006	Heavy-duty bale split attachment CORE --- Euro Style -- Heavy duty bale split	245 LB		\$1,432.00
Stone Fork					
	717444006	59" Rock Fork w 3" spacing CORE Euro Style - 59" Rock Fork	475 LB		\$2,057.00
	717445006	79" (80mm) Rock Fork w 3" spacing CORE Euro Style 79" Rock Fork	653 LB		\$2,598.00

**L745 FRONT LOADER
US PRICE LIST**

(Ex Works Nearest Depot)

3-Point Linkage

717507006	3-Point linkage NON CORE Euro Style	175 LB	\$754.00
-----------	--	--------	----------

Miscellaneous

717561006	EZ Change Quick Connect for (Ldr Comp) for fast and simple connection of IMPLEMENT hydraulics (loader component). Requires 3rd function capability.	11 LB	\$493.00
717562006	EZ Change Quick Connect (Impl. Comp) for fast and simple connection of IMPLEMENT hydraulics (implement component). Requires 3rd function capability.	3 LB	\$278.00
717508006	Weld-on adapter brackets CORE Euro Style	65 LB	\$211.00
715824136	Grill Guard Heavy Duty Grill Guard Insert for Farmall	25 LB	\$305.00
713661006	Hyd Implement Lock - Compat w/3rd Live H Hydraulic (Faceplate) Implement lock EURO Style (Provides easy connect/disconnect of buckets) To be used with 3rd function "Live" hose kit Not for use with Skid Steer Style Quick Attach. For L745/L755/L765/L775/L785	19 LB	\$475.00
717520046	Soft Ride Option F/840/850TL Soft Ride option - L735 and L745	7 LB	\$681.00

3 Function "Live" Hose Kit

730679066	Live 3 Func Hose Kit 730679 3rd function "Live" hose kit (Required to utilize 3rd slice and operate grapples, etc)	17 LB	\$289.00
-----------	--	-------	----------

Adaptor Kits

713630006	Multi-Coupler 4 Adapt Kit w/7 pin Allows L700 Series Loader to connect to the L705 Series with Multi-Coupler	10 LB	\$596.00
713631006	4 Coupler Adapt Kit 7 Pin Allows L700 Series Loader to connect to the L705 Series with individual QD's	10 LB	\$156.00
713632006	Adapt Kit w/4P Coupler Allows L705 Series Loader to connect to the L700 Series with individual QD's	10 LB	\$156.00

Pallet Fork Bale Spear

717450006	Attachment, Bale Spike CORE Euro Style - Pallet Fork Bale Spear Attachment	53 LB	\$628.00
-----------	---	-------	----------

Silage King bucket and Grapple

717453006	59" 27cu ft Silage Bucket and Grapple	670 LB	\$3,436.00
717454006	67" 31cu ft Silage Bucket and Grapple	795 LB	\$3,714.00
717455006	75" 35cu ft Silage Bucket and Grapple	850 LB	\$3,769.00
717456006	83" 39cu ft Silage Bucket and Grapple	930 LB	\$4,434.00

L755 FRONT LOADER
US PRICE LIST

(Ex Works Nearest Depot)
Standard Equipment

STANDARD FEATURES:

Euro Style Quick-Attach design
4-Bar bucket linkage
Bucket level indicator
Parking stand
Grille guard (included with front
mounting brackets)
MSL loader equipped with Single Lever
Multi-Coupler 4

SPECIFICATIONS:

See Chart for specifications



Specifications Chart L755

	L755 NSL	L755 MSL
Loader Type		
Hydraulic flow - liters/min (GPM)	100.3 (26)	100.3 (26)
Rated hydraulic pressure - Bar (PSI)	197 bar (2857)	197 bar (2857)
Tractor Used On	MAXXUM 115 6 cyl, 125, 6 cyl, 140 6 cyl Puma 125/130 CVT	
Loader specifications are subject to change and may vary based on tractor model, hydraulic system and tire size.		
<u>Boom Cylinder Fulchrum</u>		
Maximum Lift Height @ Pivot Pin: mm (in):	3990(157.1)	3990(157.1)
Max Lift Height under bucket in Level position: mm (in):	3690(145.3)	3690(145.3)
Dump Clearance mm (in.)	3030(119.3)	3030(119.3)
Digging Depth mm (in):	140(5.5)	140(5.5)
<u>Lift Capacity (Bucket center) kg (lbs):</u>		
Lift Capacity Max Height @ pivot pins kg (lbs):	2210(4872)	2180(4806)
Lift Capacity Max Height @ 800mm kg (lbs):	1600(3527)	1900(4189)
Lift Capacity @ 59 in high @ pivot pins kg (lbs):	2310(5093)	2280(5027)
Lift Capacity @ 59 in high @ 800 mm kg (lbs):	1520(3351)	2070(4464)
Boom Breakout force @ pivot pins kg (lbs):	2640(5820)	2270(5005)
Boom Breakout force @ 800 mm kg (lbs):	1680(3704)	1870(4784)
Bucket Rollback force @ max height kg (lbs)	1660(3660)	2320(5115)
Bucket Rollback force @ ground level kg (lbs)	2560(4643)	3470(7650)
Reach @ maximum lift mm (in):	720(28.3)	720(28.3)
Reach @ ground level mm (in):	2560(100.8)	2560(100.8)
Bucket Rollback angle (degrees):	45	45
Bucket Dump angle (degrees):	55	55
Raise time to full height (No load)	6.6	6.6
Lower time (No load)	5.1	5.1
Bucket dump time	6.6	5.4
Bucket rollback	5	5.4
Recommended minimum rear Ballast - Kg. (lbs) 25% GVW (loaded) on rear axle	1000 (2204)	1110 (2447)

**L755 FRONT LOADER
US PRICE LIST**

(Ex Works Nearest Depot)

Models

COMMERCIAL MODEL	MODEL	Weight	List Price
L755 FRONT LOADER	L755	3,060 LB	\$6,453.00

L755 FRONT LOADER FOR
FARMALL 125A 140A; MAXXUM 115, 125, 140 TIER 4 TRACTORS
DISCONTINUED MAXXUM 115, 125, 140 TIER 3 TRACTORS; SWB PUMA 125-160 Tier 3 AND TIER 4A and PUMA 115

Factory Supplied Options

Order Code	Description	Weight	List Price
BASE UNIT			
SD_01001 BASE UNIT			
Non Self Leveling			
726391	EURO NSL 726391 CORE - Euro Style Quick Attach Loader 80mm Bucket Rams LESS Mechanical Self-leveling		No Charge
Mechanical Self Leveling			
726392	EURO MSL 726392 CORE - Euro Style Quick Attach Loader with Single Lever Multi-Coupler 4 90mm Bucket Rams WITH Mechanical Self-leveling		\$2,595.00
BRACKETS			
FRONT BRACKETS AND SUBFRAMES			
SD_N5701 HITCH AND SUBFRAME			
XN5701X	No front mounting brackets		No Charge
715459	Front mounting brackets 715459 Front Mounting Brackets (for Loader Ready Tractors) for 6 Cylinder Maxxum 115, 125, 140 Tier 3 ONLY; and Discontinued MXU115, 135 (Includes Grill Guard)		\$2,309.00
715453	Front mounting brackets 715453 Front Mounting Brackets (for Loader Ready Tractors) for SWB Puma 125-160 Tier 3 and Tier 4A; and Discontinued Puma 115 (Includes Grill Guard)		\$2,640.00

**L755 FRONT LOADER
US PRICE LIST**

(Ex Works Nearest Depot)

TPS Mounting System			
	713648	6 Cyl Complete T4 TPS GG TPS Mount Bracket Set - Premium for Farmall 125A, 140A (Includes Grill Guard)	\$2,375.00
	730782	Subframe_w/ Grill. Guard T4 TPS Subframe Set for 6 Cylinder Maxxum 115, 125, 140 Tier 3 and Tier 4A; and Discontinued MXU115 - MXU135 (Includes Grill Guard)	\$2,879.00
	730898	Aph 6 Cyl Std T4 Vertical TPS Vertical Bracket (for Loader Ready Tractors) for 6 Cylinder Maxxum 115, 125, 140 Tier 4A; and Discontinued MXU115 - MXU135 (Includes Grill Guard)	\$1,531.00
	730783	Subframe w/ Grill. Guard T4 TPS Subframe Set for SWB Puma 125-160 Tier 3 and Tier 4A; and Discontinued Puma 115 (Includes Grill Guard)	\$3,062.00
	730812	Aph 6 Cyl Prem T4 Vertical TPS Vertical Bracket (for Loader Ready Tractors) for SWB Puma 125-160 Tier 3 and Tier 4A; and Discontinued Puma 115 (Includes Grill Guard)	\$1,787.00
REAR BRACKETS			
SD_N5802 REAR BRACKETS			
	XN5802X	No Rear Mounting Brackets	No Charge
HYDRAULICS			
LOADER MOUNTED VALVES/HOSE KITS			
SD_20007 2 & 3 FUNCTION HYDRAULIC KITS			
	X20007X	No Loader mount valve	No Charge
2 Function Electro Hydraulic			
	713633	2 Func Electro-Hydraulic Kit 2 function electro-hydraulic Loader Mounted Valve (Includes valve, thumb-controlled electronic joystick, and hose kit) for Tier 3 and Tier 4 Maxxum 110, 115, 120, 125, 130, and 140 with Closed Center Hydraulics/PFC; Not compatible with tractors that have factory installed Mid-Mount Valves	\$3,167.00

**L755 FRONT LOADER
US PRICE LIST**

(Ex Works Nearest Depot)

3rd Function Electro-Hydraulic			
	713600	3 Funtion Hydraulic Set 3 function electro-hydraulic Loader Mounted Valve (Includes valve, thumb-controlled electronic joystick, and hose kit) for Tier 3 and Tier 4 Maxxum 110, 115, 120, 125, 130, and 140 with Closed Center Hydraulics/PFC; Not compatible with tractors that have factory installed Mid-Mount Valves	\$4,118.00
SD 20102 HYDRAULIC KIT			
	X20102X	No Hydraulic pkg	No Charge
	713640	Hyd Valve Kit 713640 Loader Mounted Valve kit - 2 function mechanical (cable controlled) For Farmall 110A, 120A, 125A, and 140A Includes valve, joystick, cables, & hose kit.	\$1,505.00
HOSE KITS			
SD 20078 HOSE KIT			
	X20078X	No hydraulic hose kit	No Charge
2 Function Hose Kit			
	713664	2FUNC MULTI CPLR T4 2 Function Hose Kit (for Tractors with MMV) - MSL with Multi-Coupler 4 for Tier 4 Maxxum 110, 115, 120, 125, 130, and 140	\$740.00
	713609	2 Func Mech MMV Hyd Hose Kit 2 Function Hose Kit (for Tractors with MMV) - MSL with Multi-Coupler 4 for Tier 3 Maxxum 110, 115, 120, 125, 130, and 140; and Discontinued MXU100 - 135	\$500.00
	713663	2FUNC SNGL CPLR T4 2 Function Hose Kit (for Tractors with MMV) - NSL for Tier 4 Maxxum 110, 115, 120, 125, 130, and 140	\$528.00
	717518	Mech MMV Hyd Hose Kit 2 func 2 Function Hose Kit (for Tractors with MMV) - NSL for Tier 3 Maxxum 110, 115, 120, 125, 130, and 140; and Discontinued MXU100 - 135	\$513.00
3 Function Hose Kit			
	713665	3FUNC SNGL CPLR T4 3 Function Hose Kit (for Tractors with MMV) - NSL for Tier 4 Maxxum 110, 115, 120, 125, 130, and 140	\$649.00
	713666	3FUNC MULTI CPLR T4 3 Function Hose Kit (for Tractors with MMV) - MSL with Multi-Coupler 4 + 2 for Tier 4 Maxxum 110, 115, 120, 125, 130, and 140	\$897.00

**L755 FRONT LOADER
US PRICE LIST**

(Ex Works Nearest Depot)

	730799	3 Func mid-mt valve hose kit 3 Function Hose Kit (for Tractors with MMV) - NSL for Tier 3 Maxxum 110, 115, 120, 125, 130, and 140; and Discontinued MXU100 - 135		\$567.00
	713610	3 Func MMV Hse KitMC4/2 713610 3 Function Hose Kit (for Tractors with MMV) - MSL with Multi-Coupler 4 + 2 for Tier 3 Maxxum 110, 115, 120, 125, 130, and 140; and Discontinued MXU100 - 135		\$885.00

OTHERS

SD_20017 THIRD FUNCTION

	X20017X	No Third Function		No Charge
	717698	Diverter Valve Kit. 3 function Solenoid valve controlled by joystick mounted button which diverts oil flow from the bucket circuit to front-mounted hydraulic implements (Requires Joystick Adapting Kit 713627 for Farmall C, Farmall U, JXC, JXU and Maxxum Tractors)		\$736.00

SD_20018 3 FUN LIVE HOSE KIT

	X20018X	No 3rd Func Live hose kit		No Charge
	730680	3 Func Live hose kit - 730680 3rd function "Live" hose kit - NSL (Required to utilize 3rd slice and operate grapples, etc.)		\$289.00
	713602	3Func Live hose kit MC2 713602 3rd function "Live" hose kit - MSL (Required to utilize 3rd slice and operate grapples, etc.) with Multi-Coupler +2		\$518.00

SD_N6004 SINGLE LEVER MULTI-COUPLER

4 Coupler Quick Connect				
	XN6004X	No 4 Coupler quick connect		No Charge
	713618	2 Function Multi Coupler 2 Single Lever Multi-Coupler 4 for use with all Mid Mount Valves (MMV) or tractor Rear Remote Valve operation		\$663.00
	713621	2 Function Multi Coupler Single Lever Multi-Coupler 4 for use with all Loader Mounted Valves (LMV)		\$477.00
	713620	Basic 3 Function Multi Coupler Single Lever Multi-Coupler 4+2 for use with all Mid Mount Valves (MMV) or tractor Rear Remote Valve operation		\$909.00

**L755 FRONT LOADER
US PRICE LIST**

(Ex Works Nearest Depot)

	713611	3 Function Multi Coupler Single Lever Multi-Coupler +2 for use with Three-function Loader Mounted Valve (LMV) ONLY		\$391.00
--	--------	--	--	----------

SD_N6010 FOURTH FUNCTION

	XN6010X	No Fourth Function		No Charge
	713608	Opt 4th Func ElectricHy 713608 Optional 4th function, 3/8 in line connection, electrohydraulic kit (requires 3rd function kit also) L735-775		\$736.00

SD_N6016 ELECT HANDLE KIT

	XN6016X	No Electric Handle Kit		No Charge
Cab Joystick Control				
	713627	Electric Handle Kit Joystick adapting kit for electrical controlled loader options. Includes new knob with push button and required wiring for implement selection. Requires 3rd Function Electro-hydraulic kit 717698(006) or Electric Shut-off for Soft-Ride kit 717521(016) Not required with Loader Mounted Valve Kits 717543(016), 730800(006), 730801(006), 730802(006), 730807(006), or 730808(006).		\$163.00

SOFT RIDE

SD_N6014 SOFTRIDE OPTION

Soft Ride Option				
	XN6014X	No Soft Ride Kit		No Charge
	717520	Soft Ride Kit		\$848.00

SOFT RIDE ELECTRICAL CONTROL

SD_N6013 SOFTRIDE ELECTRIC SHUTOFF

Soft Ride Electric Shut Off				
	XN6013X	No Soft Ride Electric Shut Off		No Charge
	717521	Soft Ride Elec Shutoff Kit (on / off activation from cab) Optional alternative to standard valve in soft ride kit REQUIREMENTS - If loader is ordered with Soft Ride: - AND 3rd,4th,or Hydraulic Impl.Lock > 713626 (006) REQUIRED. - BUT NO OTHER electrical option > 713627 (006) is REQUIRED.		\$384.00

SD_N6015 ELECT SWITCH SET

Soft Ride Electric Switch				
	XN6015X	No Soft Ride electric switch		No Charge

**L755 FRONT LOADER
US PRICE LIST**

(Ex Works Nearest Depot)

		713626	Soft Ride electric switch set Requires Joystick Adapting Kit 713627 (006) and Soft Ride Elec Shutoff Kit 717521 (016) when loader is ordered with Soft ride and 3rd, 4th, or Hydraulic Impl. Lock.		\$163.00
--	--	--------	--	--	----------

HYDRAULIC IMPLEMENT LOCK

SD_N6003 HYD FACEPLATE IMP LOCK EURO

Hyd Attachment Disconnect/Lock					
		XN6003X	No Hyd Lock for Quick-Attach		No Charge
		713635	Hyd Implement Lock Euro Hydraulic (Faceplate) Implement lock EURO Style (Provides easy connect/disconnect of buckets) To be used with 3rd function Diverter Valve which includes separate push and hold button that actuate the lock Not for use with Skid Steer Style Quick Attach.		\$466.00
		713661	HYD IMP LOCK-713661 Hydraulic (Faceplate) Implement lock EURO Style (Provides easy connect/disconnect of buckets) To be used with 3rd function "Live" hose kit Not for use with Skid Steer Style Quick Attach.		\$475.00

LOADER BUCKETS AND ATTACHMENTS

MATERIAL BUCKETS

SD_N5202 102" HD BUCKET

Heavy-duty Material Buckets					
		XN5202X	No 102" HD Mat - Euro Bucket		No Charge
		717426	102" HD Mat - Euro Bucket CORE - Heavy-duty material bucket 1.11 yd struck, 1.35 yd. heaped		\$2,517.00

SD_N5245 73" HD BUCKET EUROSTYLE QA

		XN5245X	No 73" HD Mat bkt Euro Style		No Charge
		717423	73" HD Mat bucket Euro Style CORE Heavy-duty material bucket 0.78 yd struck capacity, 0.94 yd. heaped capacity		\$1,321.00

SD_N5247 73" STD BKT EUROSTYLE

Standard Material Buckets					
		XN5247X	No 73" Std Mat bucket Euro St		No Charge
		717418	73" Std Mat bucket Euro Style CORE - Euro Style 73" Standard material bucket 0.79 yd struck capacity, 0.94 yd. heaped capacity		\$1,089.00

**L755 FRONT LOADER
US PRICE LIST**

(Ex Works Nearest Depot)

SD_N5252 83" MATERIAL BUCKET QA

	XN5252X	No 83" Std Mat bucket		No Charge
	717419	83" Std Mat bucket Euro Styl CORE - Euro Style 83" Standard material bucket 0.72 yd struck capacity, 0.89 yd. heaped capacity (Compatible with 716983-Bolt-On Standard Duty Grapple)		\$1,199.00

SD_N5253 83" HD MAT BUCKET EUROSTYLE

Heavy-duty Material Buckets				
	XN5253X	No 83" HD Mat bkt Euro Style		No Charge
	717424	83" HD Mat bucket Euro Style CORE - Heavy-duty material bucket 0.90 yd struck capacity, 1.07 yd. heaped capacity		\$1,501.00

SD_N5258 83"HD BUCKET ONLY RDBL KING

Heavy-duty Grapple Buckets				
	XN5258X	No 83" Wide HD Bucket		No Charge
	717503	83" Wide HD Bucket NON CORE Euro Style 83", "Round Bale King", bucket only, 0.90 yd struck capacity, 1.07 yd heaped capacity with grapple mounting brackets "Grapple Ready"		\$2,010.00

SD_N5266 85" HEAVY-DUTY GRADING BUCKET

Heavy-duty Grading Bucket				
	XN5266X	No 85" HD Grading bkt Euro St		No Charge
	717436	85" HD Grading bkt Euro Style Euro Style Heavy-duty grading bucket 0.79 yd struck capacity, 0.85 yd heaped capacity		\$1,484.00

SD_N5270 91" HIGH TIPPING BUCKET

High Tipping Bucket				
	XN5270X	No 91" High Tipping Bucket		No Charge
	717435	91" High Tipping Bucket 2.16 yd struck capacity, 2.62 yd. heaped capacity		\$5,725.00

SD_N5271 95" HD BUCKET

Heavy-duty Material Buckets				
	XN5271X	No 95" Heavy-duty Mat Euro Bkt		No Charge
	717425	95" Heavy-duty Mat Euro Bucket CORE -- Euro Style 95" Heavy-duty material bucket 95 in. - 1.03 yd struck, 1.24 yd. heaped		\$2,121.00

SD_N5272 95" STD MATERIAL BUCKET

Standard Material Buckets				
	XN5272X	No 95" Std Mat bkt Euro Style		No Charge

**L755 FRONT LOADER
US PRICE LIST**

(Ex Works Nearest Depot)

	717421	95" Standard Mat bkt Euro Styl CORE - Euro Style 95" Standard material bucket 1.03 yd struck, 1.24 yd. heaped capacity		\$1,696.00
--	--------	--	--	------------

SD_N5276 95" HD RDBALE KING BUCKET ONLY

Heavy-duty Grapple Buckets				
	XN5276X	No 95" Wide HD Bucket		No Charge
	717504	95" Wide HD Bucket NON CORE Euro Style 95", "Round Bale King", bucket only, 1.03 yd struck capacity, 1.24 heaped capacity with grapple mounting brackets "Grapple Ready"		\$2,450.00

BUCKETS WITH TEETH

SD_N5246 73" HEAVY-DUTY BUCKET W/TEETH

HD Material Buckets with Teeth				
	XN5246X	No 73" HD Bkt w/teeth Euro St		No Charge
	717429	73" HD Bkt w/teeth Euro Style Euro Style 73" Heavy-duty bucket with teeth 0.78 yd struck capacity, 0.94 yd. heaped capacity		\$1,388.00

SD_N5254 83" HD BUCKET W/ HD TEETH

	XN5254X	No 83" HD Bkt w/teeth Euro St		No Charge
	717430	83" HD Bkt w/teeth Euro Style Euro Style 83" Heavy-duty bucket with teeth 0.90 yd struck capacity, 1.07 yd. heaped capacity		\$1,597.00

GRAPPLE BUCKETS

SD_N5259 83" HD BUCKET W/ GRAPPLE/TINES

HD Bucket, Grapple and Tines				
	XN5259X	No 83" HDBkt w/grap/tines Euro		No Charge
	717494	83" HDBkt w/grapple/tines Euro CORE - Euro Style 83", "Round Bale King" bucket and grapple with tines 0.90 yd struck capacity, 1.07 yd. heaped capacity		\$4,747.00

SD_N5261 83" HD BUCKET W/GRAPPLE

Heavy-duty Bucket with Grapple				
	XN5261X	No 83" HDBkt w/grapple Euro		No Charge
	717500	83" HD Bkt w/grapple Euro Styl CORE - Euro Style 83", "Round Bale King" bucket and grapple 0.90 yd struck capacity, 1.07 yd heaped capacity		\$4,612.00

**L755 FRONT LOADER
US PRICE LIST**

(Ex Works Nearest Depot)

SD_N5274 95" HD BUCKET/GRAPPLE W/ TINES

HD Bucket, Grapple and Tines					
		XN5274X	No 95" HD Bkt w/Grapple/ Tines		No Charge
		717495	95" HD Bkt w/ Grapple/ Tines CORE - Euro Style 95", "Round Bale King" bucket and grapple with tines 1.03 yd struck capacity, 1.24 yd. heaped capacity	9003883P11	\$5,043.00

SD_N5277 95" HD BUCKET/GRAPPLE

Heavy-duty Bucket with Grapple					
		XN5277X	No 95" Heavy Duty Bkt w/Grapple		No Charge
		717501	95" Heavy Duty Bkt w/ Grapple CORE - Euro Style 95", "Round Bale King" bucket and grapple 1.03 yd struck capacity, 1.24 yd. heaped capacity		\$4,910.00

GRAPPLE

SD_29005 BACK SCREEN F/ROUND BALE KING

Back Screen F/Round Bale King					
		X29005X	No Back Screen for Round Bale		No Charge
		717509	Back Screen for Round Bale CORE - "Round Bale King" buckets and grapple		\$297.00

SD_29013 BUCKET TINE SET 1 TINE

Bucket Tine Set					
		X29013X	No bucket tine set with holder		No Charge
		717512	Bucket tine set with holder 1 tine and weld-on holder		\$1,003.00

SD_29014 BKT TINE SET F/BKT W/ HOLDER

Bucket Tine					
		X29014X	No Bucket Tine - 1 Tine		No Charge
		717511	Bucket Tine - 1 Tine For buckets equipped with tine holder		\$83.00

SD_29019 BOLT ON GRAPPLE KIT EURO STYLE

Bolt-on Grapple Kit Euro Style					
		X29019X	No grapple assembly		No Charge
		717548	Bolt-on grapple kit Euro style "Round Bale King" Heavy Duty Grapple For 83" or 95" "Round Bale King" or heavy-duty buckets. Requires 3rd function to operate grapple. Kit includes grapple brackets to be welded onto back of heavy-duty buckets, if required.		\$2,956.00

**L755 FRONT LOADER
US PRICE LIST**

(Ex Works Nearest Depot)

SD_29020 GRAPPLE CLAW F/RB KING

Grapple Claw for RB King			
	X29020X	No Replacement Grapple / Claw	No Charge
	717510	Replacement Grapple / Claw 1 only - for "Round Bale King" grapple	\$130.00

HIGH VOLUME BUCKETS

SD_N5255 83" Mat Bkt Std Cap Euro

High Vol Light Mat'l Buckets			
	XN5255X	No 83" Std Mat bucket Euro St	No Charge
	717420	83" Std Mat bucket Euro Sty CORE - Euro Style 83" High capacity material bucket 0.90 yd struck capacity, 1.07 yd heaped capacity	\$1,224.00

SD_N5257 83" WIDE 53CU FT HDHV

	XN5257X	No 83" 53 CuFt	No Charge
	424991	83" 53 CuFt HD 424991 NON CORE - Euro Style - 83" heavy duty high volume 1.62 yd struck capacity, 1.96 yd heaped capacity	\$2,328.00

SD_N5268 87" HIGH CAP MAT BUCKET

	XN5268X	No 87" HC Mat bucket Euro Sty	No Charge
	717432	87" HC Mat bucket Euro Sty CORE - Euro Style 87" High capacity material bucket 1.39 yd struck capacity, 1.67 yd. heaped capacity	\$1,594.00

SD_N5273 95" HI CAP BUCKET

	XN5273X	No 95" HC material Euro Bkt	No Charge
	717433	95" HC material Euro Bkt CORE -- Euro Style 95" High capacity material bucket 1.86 yd struck, 2.22 yd. heaped	\$2,549.00

BALE FORK

SD_N5343 BALE FRK WITH BACK STOP

Bale Fork with Back Stop			
	XN5343X	No Bale Fork w_Back Stop	No Charge
	730843	Bale Fork w_Back Stop EUR Standard Square Bale Fork - EURO Style Includes 2 Tines – Adjustable Spacing from 31.5" to 51" (Up to 5 Tines can be installed)	\$1,110.00

**L755 FRONT LOADER
US PRICE LIST**

(Ex Works Nearest Depot)

SILAGE HANDLING

SD_N5342 102" POWER GRAB

PowerGrab			
	XN5342X	No 102" PowerGrab	No Charge
	717733	102" PowerGrab 102" Heavy-duty "Silage King" Bucket and Extreme Duty Grapple 1.70 yd volume	\$7,456.00

PALLET FORKS

SD_N5303 47" FORK (55"WIDE 5500LB)

Pallet Forks			
	XN5303X	No 47" Pallet fork	No Charge
	717448	47" PF, 55" wide, 5500 lb. cap CORE Euro Style - 55" wide Pallet fork 5500 lb. capacity	\$2,083.00

OTHER

SD_29016 BALLAST BOX

Ballast Box			
	X29016X	No Ballast Box - 2200 lbs.	No Charge
	717506	Ballast Box - 2200 lbs. CORE - Ballasting box for 3-point hitch category II capacity 1924 lbs. for total maximum weight of 2200 lbs.	\$931.00

FACTORY SUPPLIED ACCESSORIES - LOADERS

BALE MOVING EQUIPMENT

SD_29008 BALE SPEAR

Bale Spike			
	X29008X	No Bale spear Euro Style	No Charge
	717485	Bale Spear - Euro Style 1 long tine and 1 short tine maintains bale control	\$788.00

SD_29017 BALE HANDLING LOADER EXT

Bale Handling Loader Extension			
	X29017X	No bale handling ldr extension	No Charge
	717481	Bale Handling Loader Extension Adds 45" extra height for stacking bales	\$2,675.00

SD_29023 HD SILOSPLIT

HD Bale Split Attachment			
	X29023X	No Heavy-duty bale split attac	No Charge
	717484	Heavy-duty bale split attach	\$1,432.00

**L755 FRONT LOADER
US PRICE LIST**

(Ex Works Nearest Depot)

SD_29033 HD BALE GRIP 79"

HD Bale Grip			
	X29033X	No 79" Heavy-duty Bale grip	No Charge
	717475	79" Heavy-duty Bale grip 79" maximum bale size Includes back stop extension	\$2,725.00

SD_N5218 55" WIDE 2 TINE SQBL FORK

55 in. Square Bale Fork			
	XN5218X	No 55" Square bale fork	No Charge
	717488	55" Square bale fork - 2 tines Deluxe Square Bale Fork - EURO Style Includes 2 Tines - Can Be Tilted Up for Transport (Up to 5 Tines can be installed)	\$1,597.00

SD_N5317 75" SQBL FORK 5 LONG TINES

75 in. Square Bale Fork			
	XN5317X	No 75" Square bale fork	No Charge
	717489	75" Sq Bale Fork -5 long tines Deluxe Square Bale Fork - EURO Style Includes 5 Tines - Can Be Tilted Up for Transport	\$2,353.00

SD_N5327 BIG BAG LIFTER FOR SQBALE FORK

Big Bag Lifter for SqBale Fork			
	XN5327X	No Big bag lifter	No Charge
	717491	Big bag lifter for Sqbale fork Large Bag Lifter Extension – Adjustable Height for Deluxe Square Bale Forks 717488 or 717489	\$249.00

SD_N5328 BALE FORK BACK EXTENSION SET

Bale Fork Back Extension			
	XN5328X	No Bale fork back extension	No Charge
	717487	Bale fork back extension set U-shaped Bolt-on Vertical Rear Extension – 42" for Standard Square Bale Forks 730842 or 730843	\$305.00
	717490	Sq bale fork back extension Center Mounted Vertical Rear Bale Extension – Adjustable Height for Deluxe Square Bale Forks 717488 or 717489	\$249.00

SILAGE HANDLING EQUIPMENT

SD_N5223 59" SILAGE FORK/GRAPPLE 28CUFT

HD "Silage King" Fork/Grapple			
	XN5223X	No 59" "Silage King" fork/grap	No Charge
	717463	59" "Silage King" fork/grapple 59" "Silage King" Fork and Grapple 1.03 yd volume	\$2,548.00

**L755 FRONT LOADER
US PRICE LIST**

(Ex Works Nearest Depot)

SD_N5224 59" BLOCK CUTTER CLOSED GRPLE

Block Cutter Closed Grapple			
	XN5224X	No 59" Block cutter clsd grapp	No Charge
	717470	59" Block cutter closed grappl "Silage King" block cutter - enclosed grapple 1.18 yd volume	\$5,599.00

SD_N5305 47" BLOCK CUTTER CLOSED GRPLE

	XN5305X	No 47" Block cutter clsd grapp	No Charge
	717469	47" Block cutter clsd grapple "Silage King" block cutter - enclosed grapple 0.92 yd volume	\$5,006.00

SD_N5311 67" SILAGE KING FORK/GRAPPLE

HD "Silage King" Fork/Grapple			
	XN5311X	No 67" "Silage King" fork/grap	No Charge
	717464	67" "Silage King" fork/grapple 67" "Silage King" Fork and Grapple 1.18 yd volume	\$3,186.00

SD_N5315 75" SILAGE KING FORK/GRAPPLE

	XN5315X	No 75" "Silage King" fork/grap	No Charge
	717465	75" "Silage King" fork/grapple 75" "Silage King" Fork and Grapple 1.32 yd volume	\$3,641.00

SD_N5339 73" POWER GRAB

PowerGrab			
	XN5339X	No 73" PowerGrab	No Charge
	717730	73" PowerGrab 73" Heavy-duty "Silage King" Bucket and Extreme Duty Grapple 1.1 yd volume	\$5,920.00

SD_N5340 83" POWER GRAB

	XN5340X	No 83" PowerGrab	No Charge
	717731	83" PowerGrab 83" Heavy-duty "Silage King" Bucket and Extreme Duty Grapple 1.50 yd volume	\$6,331.00

SD_N5341 95" POWER GRAB

	XN5341X	No 95" PowerGrab	No Charge
	717732	95" PowerGrab 95" Heavy-duty "Silage King" Bucket and Extreme Duty Grapple 1.70 yd volume	\$6,792.00

SD_N5357 83"HD SILAGE KING FORK/GRAPPLE

HD "Silage King" Fork			
	XN5357X	No 83" "Silage King" Fork	No Charge

**L755 FRONT LOADER
US PRICE LIST**

(Ex Works Nearest Depot)

	717466	83" "Silage King" Fork 83" "Silage King" Fork and Grapple 1.45 yd volume		\$3,985.00
--	--------	--	--	------------

MANURE MANAGEMENT ATTACHMENTS

SD_N5320 90" MANURE FORK 12 TINES

Manure Forks				
	XN5320X	No 90" Manure fork - 12 Tines		No Charge
	717441	90" Manure fork - 12 Tines		\$1,464.00

PALLET FORKS AND ACCESSORIES

SD_N5331 PALLET FORK LIFT ARM FOR BAGS

Pallet Fork Lift Arm for Bags				
	XN5331X	No Pall fork lift arm for bags		No Charge
	717451	Pallet fork lift arm for bags Extended lift arm "Bag Lifter" for fertilizer bags Requires 717447 or 717448		\$1,151.00

SD_N5332 LOG GRAPPLE FOR PALLET FORKS

Log Grapple for Pallet Forks				
	XN5332X	No Log grapple		No Charge
	717449	Log grapple For all pallet forks Requires 717447 or 717448		\$1,691.00

MISCELLANEOUS

SD_N6011 QUICK CNCT FASTSNAP LDR COMP

Quick Coupler Loader Comp				
	XN6011X	No quick connect		No Charge
	717561	Quick connect loader Release for fast and simple connection of IMPLEMENT hydraulics - loader component. Requires 3rd function capability.		\$493.00

SD_N6012 QUICK CNCT FASTSNAP IMP COMP

	XN6012X	No quick connect		No Charge
	717562	Quick connect implement Release for fast and simple connection of IMPLEMENT hydraulics - implement component. Requires 3rd function capability.		\$278.00

**L755 FRONT LOADER
US PRICE LIST**

(Ex Works Nearest Depot)

OTHER EQUIPMENT - LOA

BALE MOVING EQUIPMENT (EURO STYLE QUICK-ATTACH)

SD_29007 HD PLASTIC WRP BALEGRIP 23-80"

HD Plastic Wrap Bale Grip			
	X29007X	No plastic wrap bale grip	No Charge
	717480	HD plastic wrapped bale grip Heavy-duty round or square plastic wrapped bale grip 23" to 80" bale size	\$4,160.00

SD_29009 BALE SUPPORT

Bale Support			
	X29009X	No Bale support	No Charge
	717479	Bale support For combo bale / pallet fork. Requires Factory Supplied Accessory 717478	\$719.00

SD_29030 HD BALE GRIP 63" FL

Heavy-duty Bale Grip			
	X29030X	No 63" Heavy-duty bale grip	No Charge
	717474	63" Heavy-duty bale grip 63" maximum bale size. Includes back stop extension	\$2,509.00

SD_29031 BALE GRIP 63" UNIV

Bale Grip - 63 in.			
	X29031X	No 63" Universal bale grip	No Charge
	717477	63" Universal bale grip 63" Maximum bale size	\$2,280.00

SD_29032 COMBO BALE/PALLET FORK 71"

Combo Bale / Pallet Fork			
	X29032X	No 71" Combo bale /pallet fork	No Charge
	717478	71" Combo bale /pallet fork 71" maximum bale size	\$2,373.00

SD_29041 STD BALE SPLIT ATTACHMENT

Std Bale Split Attachment			
	X29041X	No Standard bale split attach	No Charge
	717483	Standard bale split attach	\$1,007.00

MANURE FORKS (EURO STYLE)

SD_N5310 67" MANURE FORK 9 TINES

Manure Fork			
	XN5310X	No 67" Manure fork	No Charge
	717439	67" Manure fork - 9 tines	\$1,129.00

**L755 FRONT LOADER
US PRICE LIST**

(Ex Works Nearest Depot)

SD_N5314 75" MANURE FORK 10 TINES

	XN5314X	No 75" Manure fork		No Charge
	717440	75" Manure fork - 10 tines		\$1,382.00

SPECIALTY (EURO STYLE)

SD_29001 3-POINT LINKAGE F/A

3-Point Linkage				
	X29001X	No 3-Point Linkage		No Charge
	717507	3-Point Linkage		\$754.00
Connect front loader tools to tractor 3-point				

SD_N5319 79" ROCK FORK 3" SPACING

Rock Forks				
	XN5319X	No 79" Rock fork / 3" spacing		No Charge
	717445	79" Rock fork / 3" spacing		\$2,598.00

MISCELLANEOUS

SD_29045 WELD-ON HOOK SET EURO STYLE

Weld-on Hook Set Euro Style				
	X29045X	No weld-on adapter brackets		No Charge
	717508	Weld-on adapter brackets		\$211.00
To convert customer supplied accessories to the quick attach type.				

**L755 FRONT LOADER
US PRICE LIST**

(Ex Works Nearest Depot)
Factory Supplied Attachments

Order Code	Description	Weight	List Price
3 Function Hose Kit for MMV			
713665006	APH T4 3FUNC MMV SNGL CPL 3 Function Hose Kit (for Tractors with MMV) - NSL for Tier 4 Maxxum 110, 115, 120, 125, 130, and 140	23 LB	\$649.00
730799016	MMV 3 Function Hose Kit 3 Function Hose Kit (for Tractors with MMV) - NSL for Tier 3 Maxxum 110, 115, 120, 125, 130, and 140; and Discontinued MXU100 - 135	26 LB	\$693.00
713666006	APH T4 3FUNC MMV MULTI CP 3 Function Hose Kit (for Tractors with MMV) - MSL with Multi-Coupler 4 + 2 for Tier 4 Maxxum 110, 115, 120, 125, 130, and 140	23 LB	\$897.00
TPS Mounting System			
713648006	6CYL COMP T4TPS AND GG TPS Mount Bracket Set - Premium for Farmall 125A, 140A (Includes Grill Guard)	570 LB	\$2,375.00
730782006	APH 6 Cylinder STD T4 TPS TPS Subframe Set for 6 Cylinder Maxxum 115, 125, 140 Tier 3 and Tier 4A; and Discontinued MXU115 - MXU135 (Includes Grill Guard)	800 LB	\$2,879.00
730898006	Aph 6Cyl Std T4 TPS VertBr & Grill Guard TPS Vertical Bracket (for Loader Ready Tractors) for 6 Cylinder Maxxum 115, 125, 140 Tier 4A; and Discontinued MXU115 - MXU135 (Includes Grill Guard)	520 LB	\$1,531.00
730783006	APH 6 Cylinder Prem T4 TPS TPS Subframe Set for SWB Puma 125-160 Tier 3 and Tier 4A; and Discontinued Puma 115 (Includes Grill Guard)	800 LB	\$3,062.00
730812006	APH 6Cyl Prem T4 TPS VertBr & GrillGuard TPS Vertical Bracket (for Loader Ready Tractors) for SWB Puma 125-160 Tier 3 and Tier 4A; and Discontinued Puma 115 (Includes Grill Guard)	520 LB	\$1,787.00
Front Mounting Brackets			
715453016	Front subframe set Front Mounting Brackets (for Loader Ready Tractors) for SWB Puma 125-160 Tier 3 and Tier 4A; and Discontinued Puma 115 (Includes Grill Guard)	950 LB	\$2,640.00
715459006	Front mounting brackets Front Mounting Brackets (for Loader Ready Tractors) for 6 Cylinder Maxxum 115, 125, 140 Tier 3 ONLY; and Discontinued MXU115, 135 (Includes Grill Guard)	650 LB	\$2,309.00

**L755 FRONT LOADER
US PRICE LIST**

(Ex Works Nearest Depot)

2 Function Hose Kit for MMV

713663006	APH T4 2FUNC MMV SNGL CPL 2 Function Hose Kit (for Tractors with MMV) - NSL for Tier 4 Maxxum 110, 115, 120, 125, 130, and 140	23 LB	\$528.00
717518016	Mech MMV Hyd Hose Kit 2 func 2 Function Hose Kit (for Tractors with MMV) - NSL for Tier 3 Maxxum 110, 115, 120, 125, 130, and 140; and Discontinued MXU100 - 135	23 LB	\$499.00
713664006	APH T4 2FUNC MMV MULTI CP 2 Function Hose Kit (for Tractors with MMV) - MSL with Multi-Coupler 4 for Tier 4 Maxxum 110, 115, 120, 125, 130, and 140	23 LB	\$740.00

2 Function Hose Kit for LMV

713633016	T3/4 2FUNC HYD SET 2 function electro-hydraulic Loader Mounted Valve (Includes valve, thumb-controlled electronic joystick, and hose kit) for Tier 3 and Tier 4 Maxxum 110, 115, 120, 125, 130, and 140 with Closed Center Hydraulics/PFC; Not compatible with tractors that have factory installed Mid-Mount Valves	90 LB	\$3,167.00
713600016	T3/4 3FUNC HYD SET 3 function electro-hydraulic Loader Mounted Valve (Includes valve, thumb-controlled electronic joystick, and hose kit) for Tier 3 and Tier 4 Maxxum 110, 115, 120, 125, 130, and 140 with Closed Center Hydraulics/PFC; Not compatible with tractors that have factory installed Mid-Mount Valves	90 LB	\$4,118.00
713640006	Hydraulic vlv set FA Loader Mounted Valve kit - 2 function mechanical (cable controlled) For Farmall 110A, 120A, 125A, and 140A Includes valve, joystick, cables, & hose kit.	80 LB	\$1,505.00

Third Function with Diverter

717698006	3rd function, electro-hydraulic kit (Solenoid valve controlled by joystick mounted button which diverts oil flow from the bucket circuit to front-mounted hydraulic implements). Required for grapple operation and other miscellaneous hydraulic attachments. Requires Joystick Adapting Kit 713627 (006) for Farmall C, Farmall U, JXC, JXU and Maxxum Tractors.	12 LB	\$736.00
-----------	--	-------	----------

Fourth function

713608006	4 Func Electrohydraulic Kit - 713608 Optional 4th function, 3/8 in line connection, electrohydraulic kit (requires 3rd function kit also) L735-775	10 LB	\$736.00
-----------	---	-------	----------

**L755 FRONT LOADER
US PRICE LIST**

(Ex Works Nearest Depot)

Multi-Coupler Kits for MMV

713618006	Multi-Coupler 4 7/8 in. Single Lever Multi-Coupler 4 for use with all Mid Mount Valves (MMV) or tractor Rear Remote Valve operation	19 LB	\$663.00
713620006	Basic 3 Function Multi-Coupler 2 Single Lever Multi-Coupler 4+2 for use with all Mid Mount Valves (MMV) or tractor Rear Remote Valve operation	11 LB	\$909.00
713676006	MULTI COUPLER2 KIT Single Lever Multi-Coupler +2 for use with all Mid Mount Valves (MMV) or tractor Rear Remote Valve operation when "Live" 3rd is added subsequently	15 LB	\$402.00

Multi-Coupler Kits for LMV

713621006	Multi-Coupler 1-1/16 in. Single Lever Multi-Coupler 4 for use with all Loader Mounted Valves (LMV)	10 LB	\$477.00
713611006	MultiCoupler 2 713611 Single Lever Multi-Coupler +2 for use with Three-function Loader Mounted Valve (LMV) ONLY	10 LB	\$391.00

Cab Joystick Control

713627006	Electric Handle Set Joystick adapting kit for electrical controlled loader options. Includes new knob with push button and required wiring for implement selection. Requires 3rd Function Electro-hydraulic kit 717698(006) or Electric Shut-off for Soft-Ride kit 717521(016) Not required with Loader Mounted Valve Kits 717543(016), 730800(006), 730801(006), 730802(006), 730807(006), or 730808(006).	10 LB	\$163.00
-----------	---	-------	----------

Soft Ride Elec Shut Off

717521016	Soft Ride Electric Shut Off Kit (on / off activation from cab) Optional alternative to standard valve in soft ride kit REQUIREMENTS - If loader is ordered with Soft Ride: - AND 3rd,4th,or Hydraulic Impl.Lock > 713626 (006) REQUIRED. - BUT NO OTHER electrical option > 713627 (006) is REQUIRED.	2 LB	\$374.00
713626006	Soft Ride Elec Shut Off Kit Requires Joystick Adapting Kit 713627 (006) and Soft Ride Elec Shutoff Kit 717521 (016) when loader is ordered with Soft ride and 3rd, 4th, or Hydraulic Impl. Lock.	2 LB	\$163.00

Quick Attach for Euro Style

713635006	:YD FP LK EURO 713635 Hydraulic (Faceplate) Implement lock EURO Style (Provides easy connect/disconnect of buckets) To be used with 3rd function Diverter Valve which includes separate push and hold button that actuate the lock Not for use with Skid Steer Style Quick Attach. For L745/L755/L765/L775	19 LB	\$466.00
-----------	---	-------	----------

**L755 FRONT LOADER
US PRICE LIST**

(Ex Works Nearest Depot)

Heavy-duty Material Buckets

	717423006	73" Wide 25 Cu. Ft. HD material bucket CORE Euro Style - 73" 25 cu. ft. heavy duty material bucket 0.78yd struck capacity, 0.94yd heaped capacity For L725, L735, L745, L755, and L765.	500 LB	\$1,321.00
	717424006	83" Wide 29 Cu. Ft. hd material bucket CORE Euro Style - 83" 29 cu. ft heavy duty material bucket 0.90 yd struck capacity, 1.07 yd heaped capacity For L725, L735, L745, L755, L765, L775 and L785.	697 LB	\$1,501.00
	717425006	95" Wide 34 Cu. Ft. HD material bucket CORE Euro Style - 95" 34 cu. ft heavy duty material bucket 1.03 yd struck capacity, 1.24 yd heaped capacity For L755, L765, L775 and L785.	816 LB	\$2,121.00
	717426006	102" Wide 36 Cu. Ft. HD material bucket CORE Euro Style - 102" 36 cu. ft heavy duty material bucket 1.11 yd struck capacity, 1.35 yd heaped capacity For L755, L765, L775 and L785.	875 LB	\$2,517.00

Standard Material Buckets

	717418006	73" Wide 25 Cu. Ft. standard material CORE Euro Style - 73" 25 Cu. Ft. standard material bucket 0.79yd struck capacity, 0.94 yd heaped capacity for L725, L735, L745, L755 and L765.	452 LB	\$1,089.00
	717421006	95" Wide 34 Cu Ft std material bucket CORE Euro Style - 95" 34 cu.ft. standard material bucket 1.03 yd struck capacity, 1.24 yd heaped capacity	644 LB	\$1,696.00

Standard Duty

	717419006	83" Wide standard material bucket CORE Euro Style - 73" 24 Cu. Ft. standard material bucket 0.72yd struck capacity, 0.89yd heaped capacity for L725, L735, L745, L755 and L765. (Compatible with 716983-Bolt-On Standard Duty Grapple)	505 LB	\$1,199.00
--	-----------	--	--------	------------

Heavy-duty Grading Bucket

	717436006	85" Wide 23 Cu. Ft. heavy duty grading NON CORE Euro Style - 85" 23 cu. ft. 0.85 yd heaped capacity	752 LB	\$1,484.00
--	-----------	--	--------	------------

Heavy-Duty with Teeth

	717429006	73" 25 Cu. Ft. HD Mat Bckt w/Teeth NON CORE Euro Style - 73" 25 cu. ft. heavy duty material bucket with teeth 0.78 yd struck capacity, 0.94 yd heaped capacity. For L725, L735, L745, L755, and L765.	467 LB	\$1,388.00
	717430006	83" Wide 29 Cu. Ft. HD material bucket NON CORE Euro Style - 83" 29 cu. ft. heavy duty material bucket with teeth 0.90 yd struck capacity, 1.07 yd heaped capacity. For L725, L735, L745, L755, L765, L775 and L785.	573 LB	\$1,596.00

Back Screen Round Bale King

	717509006	Back screen for Rd Bale King Bkt/Grapple CORE Euro Style	66 LB	\$297.00
--	-----------	---	-------	----------

**L755 FRONT LOADER
US PRICE LIST**

(Ex Works Nearest Depot)

Bucket Tine Set

	717512006	Bucket tine set and weld-on holders CORE Euro Style	20 LB	\$100.00
	717511006	Bucket tine - 1 tine for bkts w/tne hold CORE Euro Style Replacement tine for buckets equipped with weld-on tine holder 717512 (600)	20 LB	\$83.00

HD Bolt-on Grapple Kit Euro

	717548006	Grapple assembly kit for "Rd Bale King" "Round Bale King" Heavy Duty Grapple For 83 in. or 95 in. "Round Bale King" or heavy-duty buckets. Requires 3rd function to operate grapple. Kit includes grapple brackets to be welded onto back of heavy-duty buckets, if required.	551 LB	\$2,956.00
	717510006	Replacement Grapple Claw - 1 only Replacement Grapple Claw for "Round Bale King" grapple CORE Euro Style	71 LB	\$130.00

Heavy Duty High Capacity

	424991006	83" Wide 60 Cu.Ft. HD High Cap NON CORE Euro Style - 83" 60 CuFt heavy duty high volume 1.96 yd heaped capacity	932 LB	\$2,328.00
--	-----------	---	--------	------------

High Volume Lt Material Bucket

	717432006	87" Wide 45 Cu. Ft. standard high cap CORE Euro Style 87" 45 cu. ft. standard high capacity bucket 1.39 yd struck capacity, 1.67 yd heaped capacity. For L725, L735, L745, L755, L765, L775 and L785.	650 LB	\$1,594.00
	717433006	95" Wide 60 Cu. Ft. high cap lt matl bkt CORE Euro Style - 95" High volume light material bucket - 1.86 yd struck capacity, 2.22 yd heaped capacity	913 LB	\$2,549.00
	717434006	102" Wide 65 Cu. Ft. high cap lt matl bk CORE Euro Style - 102" High volume light material bucket - 2.01 yd struck capacity, 2.42 yd heaped capacity	979 LB	\$2,960.00

Bale Fork with Back Stop

	730843006	Bale Fork with Back Stop Euro Standard Square Bale Fork - EURO Style Includes 2 Tines – Adjustable Spacing from 31.5" to 51" (Up to 5 Tines can be installed)	181 LB	\$1,100.00
--	-----------	--	--------	------------

Bale Spear

	717485016	ATTACHMENT, BALE SPIKE CORE Euro Style - Bale Spike. 1 long tine and one short tine maintains bale control.	132 LB	\$788.00
--	-----------	---	--------	----------

Deluxe Square Bale Fork

	717488006	55" Wide 2 Tine square bale fork Deluxe Square Bale Fork - EURO Style Includes 2 Tines - Can Be Tilted Up for Transport (Up to 5 Tines can be installed)	293 LB	\$1,596.00
--	-----------	---	--------	------------

**L755 FRONT LOADER
US PRICE LIST**

(Ex Works Nearest Depot)

	717489006	75" Wide 5 Tine square bale fork Deluxe Square Bale Fork - EURO Style Includes 5 Tines - Can Be Tilted Up for Transport	370 LB		\$2,353.00
Big Bag Lifter					
	717491006	Big bale lifter option Large Bag Lifter Extension – Adjustable Height for Deluxe Square Bale Forks 717488 or 717489	70 LB		\$249.00
Bale Fork Extension					
	717490006	Extension set square bale Center Mounted Vertical Rear Bale Extension – Adjustable Height for Deluxe Square Bale Forks 717488 or 717489	44 LB		\$249.00
	717487006	Vertical extended back for bale fork U-shaped Bolt-on Vertical Rear Extension – 42" for Standard Square Bale Forks 730842 or 730843	93 LB		\$305.00
	717481006	Bale Handling Loader Extension NON CORE Euro Style -- Bale handling loader extension Adds 45" extra height for stacking bales.	445 LB		\$2,675.00
Combo Bale/Pallet Fork					
	717479006	Bale Support Combo Bale/Pallet Fork CORE Euro Style - Bale support for combo bale and pallet fork requires combo bale and pallet fork.	100 LB		\$719.00
	717478016	Max Bale Size 71" Combo Bale 71" maximum bale size	430 LB		\$2,373.00
Heavy Duty Bale Grip					
	717474006	Heavy-duty bale grip - 63" max bale size CORE Euro style heavy duty bale grip 63" max bale size	578 LB		\$2,509.00
	717475006	Heavy-duty bale grip - 79" max bale size CORE Euro Style -- Heavy duty bale grip 79" max bale size	690 LB		\$2,725.00
Standard Duty Bale Grip					
	717477006	Universal bale grip - 63" max bale size NON CORE Euro Style - Universal bale grip 63" maximum bale size	529 LB		\$2,280.00
Bale Split					
	717483006	Standard Bale Split Attachment CORE Euro Style --- Standard duty bale split	190 LB		\$1,007.00
Heavy-duty Silage King Fork					
	717463006	59" Wide 28 Cu.Ft "Silage King" 59" "Silage King" Fork and Grapple 1.03 yd volume	595 LB		\$2,548.00
Pallet Forks					
	717448006	48" Fork and 55" Wide Pallet 5500 Euro Style -- Pallet Forks 47" fork, 55" wide 5500 lb capacity. For L725, L735, L745, L755, L765, L775 and L785.	375 LB		\$2,083.00

**L755 FRONT LOADER
US PRICE LIST**

(Ex Works Nearest Depot)

Standard Duty High Capacity

	717420006	83" Wide 24 Cu. Ft. standard material CORE - Euro Style 83" High capacity material bucket 0.90 yd struck capacity, 1.07 yd heaped capacity	553 LB	\$1,224.00
--	-----------	--	--------	------------

Silage King Block Cutter

	717470016	59" 32 Cu Ft Closed Side Grapple NON CORE Euro Style - 59" 32 CuFt	1,085 LB	\$5,599.00
	717469016	HD "Silage King" Block Cutter - 47 in. NON CORE Euro Style - 47" 25 CuFt		\$5,006.00

Silage King Fork and Grapple

	717465006	HD "Silage King" Fork and Grapple 75" "Silage King" Fork and Grapple 1.32 yd volume.	695 LB	\$3,641.00
	717464006	HD "Silage King" Fork and Grapple 67" "Silage King" Fork and Grapple 1.18 yd volume	650 LB	\$3,186.00

Ballast Box

	717506006	Ballasting box for 3-pt hitch Cat II CORE	276 LB	\$931.00
--	-----------	--	--------	----------

High Tipping Buckets

	717435006	91" 71 Cu Ft High Tipping Bucket NON CORE Euro Style - 91" 71 cu. ft. high tipping bucket 2.16 yd struck capacity, 2.62 yd heaped capacity. For L745, L755, L765, L775 and L785.	1,060 LB	\$5,725.00
--	-----------	---	----------	------------

Manure Fork

	717439006	67" 9 tines manure CORE Euro Style 67" 9 Tine Manure Fork	335 LB	\$1,129.00
	717440006	75" 10 tines manure CORE Euro Style - 75" 10 Tine Manure Fork	364 LB	\$1,382.00
	717441006	90" 12 tines manure CORE Euro Style - 90" 12 Tine Manure Fork	475 LB	\$1,464.00

Big Bag Lifter for Pallet Fork

	717451006	Extended lift arm "Bag Lifter" for fert NON CORE Euro Style - Pallet Fork Lift Arm attachment extended "bag lifter" for big bags (Fertilizer)	260 LB	\$1,151.00
--	-----------	---	--------	------------

Pallet Fork Log Grapple

	717449006	Log grapple for all pallet forks CORE Euro Style - Pallet Fork Log Grapple Attachment For L725, L735, L745, L755, L765, L775 and L785.	183 LB	\$1,691.00
--	-----------	--	--------	------------

Heavy-duty Round Bale King Bkt

	717503006	83" Wide HD "Round Bale King" bucket NON CORE Euro Style 83", "Round Bale King", bucket only, 0.90 yd struck capacity, 1.07 yd heaped capacity with grapple mounting brackets "Grapple Ready"	772 LB	\$2,010.00
--	-----------	---	--------	------------

**L755 FRONT LOADER
US PRICE LIST**

(Ex Works Nearest Depot)

	717497006	83" Wide HD Bucket NON CORE Euro Style 83", "Round Bale King", bucket only, 0.90 yd struck capacity, 1.07 yd heaped capacity with grapple mounting brackets "Grapple Ready", includes tine holders without the tines	789 LB		\$2,237.00
	717504006	95" Wide HD "Round Bale King" Bucket NON CORE Euro Style 95", "Round Bale King", bucket only, 1.03 yd struck capacity, 1.24 heaped capacity with grapple mounting brackets "Grapple Ready"	904 LB		\$2,450.00
	717498006	95" Wide HD Bucket NON CORE Euro Style 95", "Round Bale King", buckets only, 1.03 yd struck capacity, 1.24 heaped capacity with grapple mounting brackets "Grapple Ready", includes tine holders without the tines	926 LB		\$2,724.00

Heavy-duty Bucket and Grapple

	717500006	83" HD bucket and grapple assembly CORE Euro Style 83", "Round Bale King" bucket and grapple assembly 0.90 yd struck capacity, 1.07 yd heaped capacity	1,257 LB		\$4,612.00
	717501006	95" Wide HD bucket and grapple assem CORE Euro Style 95", "Round Bale King" bucket and grapple assembly 1.03 yd struck capacity, 1.24 yd heaped capacity	1,323 LB		\$4,910.00

Heavy-duty Bucket, Grapple, Tine

	717494006	83" HD Bkt, Grapple Assm w Bkt Tines CORE - Euro Style 83", "Round Bale King" bucket and grapple with tines 0.90 yd struck capacity, 1.07 yd. heaped capacity	1,367 LB		\$4,747.00
	717495006	95" HD bucket, grapple assm & tines CORE - Euro Style 95", "Round Bale King" bucket and grapple with tines 1.03 yd struck capacity 1.24 yd heaped capacity	1,444 LB		\$5,043.00

Bale Moving Equip (Euro Style)

	717480006	HD RD or SQ plastic wrapped bale grip CORE Euro Style --- Heavy duty round or square bale. Grip ideal for 23"-80" wrapped bales	955 LB		\$4,160.00
	717484006	Heavy-duty bale split attachment CORE --- Euro Style -- Heavy duty bale split	245 LB		\$1,432.00

Heavy-duty Silage king Fork

	717466006	HD "Silage King" Fork and Grapple - 83" 83" "Silage King" Fork and Grapple 1.45 yd volume	830 LB		\$3,985.00
--	-----------	---	--------	--	------------

Heavy-duty Bucket, PowerGrab

	717730006	HD "Silage King" Bkt & PowerGrab Grapple 73" Heavy-duty "Silage King" Bucket and Extreme Duty Grapple 1.1 yd volume	1,190 LB		\$5,920.00
--	-----------	---	----------	--	------------

**L755 FRONT LOADER
US PRICE LIST**

(Ex Works Nearest Depot)

	717731006	HD "Silage King" Bkt & PowerGrab Grapple 83" Heavy-duty "Silage King" Bucket and Extreme Duty Grapple 1.50 yd volume		\$6,331.00
	717732006	HD "Silage King" Bkt & PowerGrab Grapple 95" Heavy-duty "Silage King" Bucket and Extreme Duty Grapple 1.70 yd volume	1,521 LB	\$6,792.00
	717733006	Powergrab 260 (102") 102" Heavy-duty "Silage King" Bucket and Extreme Duty Grapple 1.70 yd volume	1,720 LB	\$7,456.00

Stone Fork

	717445006	79" (80mm) Rock Fork w 3" spacing CORE Euro Style 79" Rock Fork	653 LB	\$2,598.00
--	-----------	--	--------	------------

3-Point Linkage

	717507006	3-Point linkage NON CORE Euro Style	175 LB	\$754.00
--	-----------	--	--------	----------

Miscellaneous

	717561006	EZ Change Quick Connect for (Ldr Comp) for fast and simple connection of IMPLEMENT hydraulics (loader component). Requires 3rd function capability.	11 LB	\$493.00
	717562006	EZ Change Quick Connect (Impl. Comp) for fast and simple connection of IMPLEMENT hydraulics (implement component). Requires 3rd function capability.	3 LB	\$278.00
	717508006	Weld-on adapter brackets CORE Euro Style	65 LB	\$211.00
	715824146	Heavy Duty Grill guard Heavy Duty Grill Guard Insert for Maxxum and SWB Puma	45 LB	\$305.00
	715824166	Grill Guard Conversion Kit Grill Guard Upright Conversion Kit for Maxxum and SWB Puma Required for use with HD Grill Guard Insert 715824146	88 LB	\$506.00
	713661006	Hyd Implement Lock - Compat w/3rd Live H Hydraulic (Faceplate) Implement lock EURO Style (Provides easy connect/disconnect of buckets) To be used with 3rd function "Live" hose kit Not for use with Skid Steer Style Quick Attach. For L745/L755/L765/L775/L785	19 LB	\$475.00
	717520056	SOFTDRIVE OPTION F/860/870TL Soft Ride option - L755 and L765	11 LB	\$848.00

2 Function Hose Kit

	713609006	2 Function MMV Hose Kit - 713609 2 Function Hose Kit (for Tractors with MMV) - MSL with Multi-Coupler 4 for Tier 3 Maxxum 110, 115, 120, 125, 130, and 140; and Discontinued MXU100 - 135	23 LB	\$732.00
--	-----------	---	-------	----------

**L755 FRONT LOADER
US PRICE LIST**

(Ex Works Nearest Depot)

3 Function "Live" Hose Kit

	713602006	3rd Function Live Hose Kit - 713602 3rd function "Live" hose kit - MSL (Required to utilize 3rd slice and operate grapples, etc.) with Multi-Coupler +2	17 LB	\$518.00
	730680016	3rd Function Live Hose Kit - 730680 3rd function "Live" hose kit - NSL (Required to utilize 3rd slice and operate grapples, etc.)	17 LB	\$281.00

3 Function Hose Kit

	713610006	3FUNC MMV HOSE KT 713610 3 Function Hose Kit (for Tractors with MMV) - MSL with Multi-Coupler 4 + 2 for Tier 3 Maxxum 110, 115, 120, 125, 130, and 140; and Discontinued MXU100 - 135	26 LB	\$885.00
--	-----------	---	-------	----------

Adaptor Kits

	713630006	Multi-Coupler 4 Adapt Kit w/7 pin Allows L700 Series Loader to connect to the L705 Series with Multi-Coupler	10 LB	\$596.00
	713631006	4 Coupler Adapt Kit 7 Pin Allows L700 Series Loader to connect to the L705 Series with individual QD's	10 LB	\$156.00
	713632006	Adapt Kit w/4P Coupler Allows L705 Series Loader to connect to the L700 Series with individual QD's	10 LB	\$156.00

HD Silage King bucket and Grap

	717459006	63" Wide 31 Cu.Fthd Silage Ki 1.12 yd volume.	1,279 LB	\$3,552.00
	717460006	71" Wide 35 Cu.Fthd Silage Ki 1.31 yd volume.	1,345 LB	\$4,061.00
	717461006	HD "Silage King" Fork and Grapple - 79" 1.44 yd volume.	1,444 LB	\$4,567.00

Heavy-duty King Block Cutter

	717472016	75" Wide 40 Cu.Ft. Closed Sided NON CORE Euro Style - 75" 40 cu. ft.	1,380 LB	\$7,647.00
	717473016	Silage King 717473 NON CORE Euro Style - 59" 32 cu. ft.	1,590 LB	\$9,684.00

Pallet Fork Bale Spear

	717450006	Attachment, Bale Spike CORE Euro Style - Pallet Fork Bale Spear Attachment	53 LB	\$628.00
--	-----------	---	-------	----------

Silage King bucket and Grapple

	717453006	59" 27cu ft Silage Bucket and Grapple	670 LB	\$3,436.00
	717454006	67" 31cu ft Silage Bucket and Grapple	795 LB	\$3,714.00
	717455006	75" 35cu ft Silage Bucket and Grapple	850 LB	\$3,769.00
	717456006	83" 39cu ft Silage Bucket and Grapple	930 LB	\$4,434.00



L755 FRONT LOADER
US PRICE LIST

(Ex Works Nearest Depot)

	717457006	91" 42cu ft Silage Bucket and Grapple	985 LB		\$4,712.00
	717458006	98" 46cu ft Silage Bucket and Grapple	1,050 LB		\$5,432.00

L765 FRONT LOADER
US PRICE LIST

(Ex Works Nearest Depot)
Standard Equipment

STANDARD FEATURES:

Euro Style Quick-Attach design
4-Bar bucket linkage
Bucket level indicator
Parking stand
Grille guard (included with front
mounting brackets)
MSL loader equipped with Single Lever
Multi-Coupler 4

SPECIFICATIONS:

See Chart for specifications



Specifications Chart L765

	L765 NSL	L765 MSL
Loader Type		
Hydraulic flow - liters/min (GPM)	100 (26)	100 (26)
Rated hydraulic pressure - Bar (PSI)	190 bar (2755)	190 bar (2755)
Tractor Used On	Maxxum 140 6 cyl Puma 125/130 CVT, 140/145 CVT, 155/160 CVT Puma 170/170 CVT, 185/185 CVT, 200/200 CVT	
Loader specifications are subject to change and may vary based on tractor model, hydraulic system and tire size.		
Boom Cylinder Fulchrum		
Maximum Lift Height @ Pivot Pin: mm (in):	4230(166.5)	4230(166.5)
Max Lift Height under bucket in Level position: mm (in):	3930(154)	3930(154)
Dump Clearance mm (in.)	3270(128.7)	3270(128.7)
Digging Depth mm (in):	160(6.3)	160(6.3)
<u>Lift Capacity (Bucket center) kg (lbs):</u>		
Lift Capacity Max Height @ pivot pins kg (lbs):	2800(6173)	2760(6085)
Lift Capacity Max Height @ 800mm kg (lbs):	2080(4486)	2510(5534)
Lift Capacity @ 59 in high @ pivot pins kg (lbs):	2840(6261)	2800(6173)
Lift Capacity @ 59 in high @ 800 mm kg (lbs):	1930(4255)	2570(5663)
Boom Breakout force @ pivot pins kg (lbs):	3134(6909)	3090(6812)
Boom Breakout force @ 800 mm kg (lbs):	2080(4585)	2610(5754)
Bucket Rollback force @ max height kg (lbs)	2140(4718)	2890(6371)
Bucket Rollback force @ ground level kg (lbs)	3270(7209)	4350(9590)
Reach @ maximum lift mm (in):	810(31.9)	800(31.5)
Reach @ ground level mm (in):	2570(101.2)	2570(101.2)
Bucket Rollback angle (degrees):	44	44
Bucket Dump angle (degrees):	52	52
Raise time to full height (No load)	4.1	4.1
Lower time (No load)	3.3	3.3
Bucket dump time	3	3.2
Bucket rollback	3	3.2
Recommended minimum rear Ballast - Kg. (lbs)	980 (2160)	1370 (3020)
25% GVW (loaded) on rear axle		



**L765 FRONT LOADER
US PRICE LIST**

(Ex Works Nearest Depot)

Models

COMMERCIAL MODEL	MODEL	Weight	List Price
L765 FRONT LOADER	L765	3,060 LB	\$7,155.00

**L765 FRONT LOADER FOR
MAXXUM 125, 140 TIER 4; SWB PUMA 130, 145, 160; LWB PUMA 170, 185, 200 TRACTORS
DISCONTINUED MAXXUM 125, 140 TIER 3; PUMA 115 - 155 TIER 3, PUMA 165 - 180 TIER 3 TRACTORS**

Factory Supplied Options

Order Code	Description	Weight	List Price
------------	-------------	--------	------------

BASE UNIT

SD_01001 BASE UNIT

Non Self Leveling

726393	NSL 726393 CORE - Euro Style Quick Attach Loader 85mm Bucket Rams LESS Mechanical Self-leveling		No Charge
--------	---	--	-----------

Mechanical Self Leveling

726395	MSL 726395 CORE - Euro Style Quick Attach Loader with Single Lever Multi-Coupler 4 95mm Bucket Rams WITH Mechanical Self-leveling		\$2,595.00
--------	---	--	------------

726428	MSL SftRd/3LH 726428 CORE - Euro Style Quick Attach Loader with Single Lever Multi-Coupler 4+2, Live 3rd, Soft Ride 95mm Bucket Rams WITH Mechanical Self-leveling		\$3,297.00
--------	--	--	------------

BRACKETS

FRONT BRACKETS AND SUBFRAMES

SD_N5701 HITCH AND SUBFRAME

XN5701X	No front mounting brackets		No Charge
715459	Front mounting brackets 715459 Front Mounting Brackets (for Loader Ready Tractors) for 6 Cylinder Maxxum 115, 125, 140 Tier 3 ONLY; and Discontinued MXU115, 135 (Includes Grill Guard)		\$2,309.00

**L765 FRONT LOADER
US PRICE LIST**

(Ex Works Nearest Depot)

	715453	Front mounting brackets 715453 Front Mounting Brackets (for Loader Ready Tractors) for SWB Puma 125-160 Tier 3 and Tier 4A; and Discontinued Puma 115 (Includes Grill Guard)		\$2,640.00
	715451	Front mounting brackets 715451 Front Mounting Brackets (for Loader Ready Tractors) for LWB Puma 165-230 Tier 3 and Tier 4A; (Includes Grill Guard)		\$2,640.00
	715460	Front mounting brackets 715460 Discontinued MXM120, 130, 140, 155, 175, 195 190		\$2,711.00
TPS Mounting System				
	730782	Subframe_w/ Grill. Guard T4 TPS Subframe Set for 6 Cylinder Maxxum 115, 125, 140 Tier 3 and Tier 4A; and Discontinued MXU115 - MXU135 (Includes Grill Guard)		\$2,879.00
	730898	Aph 6 Cyl Std T4 Vertical TPS Vertical Bracket (for Loader Ready Tractors) for 6 Cylinder Maxxum 115, 125, 140 Tier 4A; and Discontinued MXU115 - MXU135 (Includes Grill Guard)		\$1,531.00
	730783	Subframe w/ Grill. Guard T4 TPS Subframe Set for SWB Puma 125-160 Tier 3 and Tier 4A; and Discontinued Puma 115 (Includes Grill Guard)		\$3,062.00
	730812	Aph 6 Cyl Prem T4 Vertical TPS Vertical Bracket (for Loader Ready Tractors) for SWB Puma 125-160 Tier 3 and Tier 4A; and Discontinued Puma 115 (Includes Grill Guard)		\$1,787.00
	730784	CCM Subframe GG T4 730784 TPS Subframe Set for LWB Puma 165-230 Tier 3 and Tier 4A; (Includes Grill Guard)		\$3,062.00
	730866	CCM Subframe T4 Vertical GG TPS Vertical Bracket (for Loader Ready Tractors) for LWB Puma 165-230 Tier 3 and Tier 4A; (Includes Grill Guard)		\$1,787.00

REAR BRACKETS

SD_N5802 REAR BRACKETS				
	XN5802X	No Rear Mounting Brackets		No Charge
	730653	Rear mounting brackets -730653 For Discontinued MXM120, 130, 140, 155, 175, 190		\$568.00

**L765 FRONT LOADER
US PRICE LIST**

(Ex Works Nearest Depot)

HYDRAULICS

LOADER MOUNTED VALVES/HOSE KITS

SD_20007 2 & 3 FUNCTION HYDRAULIC KITS

	X20007X	No Loader mount valve		No Charge
2 Function Electro Hydraulic				
	713633	2 Func Electro-Hydraulic Kit 2 function electro-hydraulic Loader Mounted Valve (Includes valve, thumb-controlled electronic joystick, and hose kit) for Tier 3 and Tier 4 Maxxum 110, 115, 120, 125, 130, and 140 with Closed Center Hydraulics/PFC; Not compatible with tractors that have factory installed Mid-Mount Valves		\$3,167.00
3rd Function Electro-Hydraulic				
	713600	3 Funtion Hydraulic Set 3 function electro-hydraulic Loader Mounted Valve (Includes valve, thumb-controlled electronic joystick, and hose kit) for Tier 3 and Tier 4 Maxxum 110, 115, 120, 125, 130, and 140 with Closed Center Hydraulics/PFC; Not compatible with tractors that have factory installed Mid-Mount Valves		\$4,118.00

HOSE KITS

SD_20078 HOSE KIT

	X20078X	No hydraulic hose kit		No Charge
2 Function Hose Kit				
	713664	2FUNC MULTI CPLR T4 2 Function Hose Kit (for Tractors with MMV) - MSL with Multi-Coupler 4 for Tier 4 Maxxum 110, 115, 120, 125, 130, and 140		\$740.00
	713628	2 Func MMV Hose Kit NSL 713628 2 Function Hose Kit (for Tractors with MMV) - NSL All Puma Models: Puma 130-230 Tier 4A; Puma 125-215 Tier 3; Magnum 180-225 Tier 4A; and Discontinued Puma 115; Magnum 180-225 Tier 3		\$500.00
	713612	2 Func MMV Hose Kit MC4 713612 2 Function Hose Kit (for Tractors with MMV) - MSL with Multi-Coupler 4 All Puma Models: Puma 130-230 Tier 4A; Puma 125-215 Tier 3; Magnum 180-240 Tier 4B/Final; and Discontinued Puma 115; Magnum 180-225 Tier3 and Tier 4A		\$732.00

**L765 FRONT LOADER
US PRICE LIST**

(Ex Works Nearest Depot)

	713609	2 Func Mech MMV Hyd Hose Kit 2 Function Hose Kit (for Tractors with MMV) - MSL with Multi-Coupler 4 for Tier 3 Maxxum 110, 115, 120, 125, 130, and 140; and Discontinued MXU100 - 135		\$500.00
	713663	2FUNC SNGL CPLR T4 2 Function Hose Kit (for Tractors with MMV) - NSL for Tier 4 Maxxum 110, 115, 120, 125, 130, and 140		\$528.00
	717518	Mech MMV Hyd Hose Kit 2 func 2 Function Hose Kit (for Tractors with MMV) - NSL for Tier 3 Maxxum 110, 115, 120, 125, 130, and 140; and Discontinued MXU100 - 135		\$513.00
3 Function Hose Kit				
	713665	3FUNC SNGL CPLR T4 3 Function Hose Kit (for Tractors with MMV) - NSL for Tier 4 Maxxum 110, 115, 120, 125, 130, and 140		\$649.00
	713666	3FUNC MULTI CPLR T4 3 Function Hose Kit (for Tractors with MMV) - MSL with Multi-Coupler 4 + 2 for Tier 4 Maxxum 110, 115, 120, 125, 130, and 140		\$897.00
	730799	3 Func mid-mt valve hose kit 3 Function Hose Kit (for Tractors with MMV) - NSL for Tier 3 Maxxum 110, 115, 120, 125, 130, and 140; and Discontinued MXU100 - 135		\$567.00
	713610	3 Func MMV Hse KitMC4/2 713610 3 Function Hose Kit (for Tractors with MMV) - MSL with Multi-Coupler 4 + 2 for Tier 3 Maxxum 110, 115, 120, 125, 130, and 140; and Discontinued MXU100 - 135		\$885.00
	713629	3 Func MMV Hose Kit NSL 713629 3 Function Hose Kit (for Tractors with MMV) - NSL All Puma Models: Puma 130-230 Tier 4A; Puma 125-215 Tier 3; Magnum 180-225 Tier 4A; and Discontinued Puma 115; Magnum 180-225 Tier 3		\$692.00
	713613	3 Func MMV Hse KitMC4/2 713613 3 Function Hose Kit (for Tractors with MMV) - MSL with Multi-Coupler 4 + 2 All Puma Models: Puma 130-230 Tier 4A; Puma 125-215 Tier 3; Magnum 180-240 Tier 4B/Final; and Discontinued Puma 115; Magnum 180-225 Tier3 and Tier 4A		\$885.00
OTHERS				
SD_20017 THIRD FUNCTION				
	X20017X	No Third Function		No Charge

**L765 FRONT LOADER
US PRICE LIST**

(Ex Works Nearest Depot)

	717698	Diverter Valve Kit. 3 function Solenoid valve controlled by joystick mounted button which diverts oil flow from the bucket circuit to front-mounted hydraulic implements (Requires Joystick Adapting Kit 713627 for Farmall C, Farmall U, JXC, JXU and Maxxum Tractors)		\$736.00
--	--------	---	--	----------

SD_20018 3 FUN LIVE HOSE KIT

	X20018X	No 3rd Func Live hose kit		No Charge
	713603	3Func Live hose kit MC2 713603 3rd function "Live" hose kit - MSL (Required to utilize 3rd slice and operate grapples, etc) with Multi-Coupler +2		\$518.00
	730681	3 Func Live hose kit - 730681 3rd function "Live" hose kit - NSL (Required to utilize 3rd slice and operate grapples, etc)		\$289.00

SD_N6004 SINGLE LEVER MULTI-COUPLER

4 Coupler Quick Connect				
	XN6004X	No 4 Coupler quick connect		No Charge
	713618	2 Function Multi Coupler 2 Single Lever Multi-Coupler 4 for use with all Mid Mount Valves (MMV) or tractor Rear Remote Valve operation		\$663.00
	713621	2 Function Multi Coupler Single Lever Multi-Coupler 4 for use with all Loader Mounted Valves (LMV)		\$477.00
	713620	Basic 3 Function Multi Coupler Single Lever Multi-Coupler 4+2 for use with all Mid Mount Valves (MMV) or tractor Rear Remote Valve operation		\$909.00
	713611	3 Function Multi Coupler Single Lever Multi-Coupler +2 for use with Three-function Loader Mounted Valve (LMV) ONLY		\$391.00

SD_N6010 FOURTH FUNCTION

	XN6010X	No Fourth Function		No Charge
	713608	Opt 4th Func ElectricHy 713608 Optional 4th function, 3/8 in line connection, electrohydraulic kit (requires 3rd function kit also) L735-775		\$736.00

SD_N6016 ELECT HANDLE KIT

	XN6016X	No Electric Handle Kit		No Charge
--	---------	------------------------	--	-----------

**L765 FRONT LOADER
US PRICE LIST**

(Ex Works Nearest Depot)

Cab Joystick Control			
	713627	Electric Handle Kit Joystick adapting kit for electrical controlled loader options. Includes new knob with push button and required wiring for implement selection. Requires 3rd Function Electro-hydraulic kit 717698(006) or Electric Shut-off for Soft-Ride kit 717521(016) Not required with Loader Mounted Valve Kits 717543(016), 730800(006), 730801(006), 730802(006), 730807(006), or 730808(006).	\$163.00
SOFT RIDE			
SD_N6014 SOFTRIDE OPTION			
Soft Ride Option			
	XN6014X	No Soft Ride Kit	No Charge
	717520	Soft Ride Kit	\$848.00
SOFT RIDE ELECTRICAL CONTROL			
SD_N6013 SOFTRIDE ELECTRIC SHUTOFF			
Soft Ride Electric Shut Off			
	XN6013X	No Soft Ride Electric Shut Off	No Charge
	717521	Soft Ride Elec Shutoff Kit (on / off activation from cab) Optional alternative to standard valve in soft ride kit REQUIREMENTS - If loader is ordered with Soft Ride: - AND 3rd,4th,or Hydraulic Impl.Lock > 713626 (006) REQUIRED. - BUT NO OTHER electrical option > 713627 (006) is REQUIRED.	\$384.00
SD_N6015 ELECT SWITCH SET			
Soft Ride Electric Switch			
	XN6015X	No Soft Ride electric switch	No Charge
	713626	Soft Ride electric switch set Requires Joystick Adapting Kit 713627 (006) and Soft Ride Elec Shutoff Kit 717521 (016) when loader is ordered with Soft ride and 3rd, 4th, or Hydraulic Impl. Lock.	\$163.00
HYDRAULIC IMPLEMENT LOCK			
SD_N6003 HYD FACEPLATE IMP LOCK EURO			
Hyd Attachment Disconnect/Lock			
	XN6003X	No Hyd Lock for Quick-Attach	No Charge

**L765 FRONT LOADER
US PRICE LIST**

(Ex Works Nearest Depot)

		713635	Hyd Implement Lock Euro Hydraulic (Faceplate) Implement lock EURO Style (Provides easy connect/disconnect of buckets) To be used with 3rd function Diverter Valve which includes separate push and hold button that actuate the lock Not for use with Skid Steer Style Quick Attach.		\$466.00
		713661	HYD IMP LOCK-713661 Hydraulic (Faceplate) Implement lock EURO Style (Provides easy connect/disconnect of buckets) To be used with 3rd function "Live" hose kit Not for use with Skid Steer Style Quick Attach.		\$475.00

LOADER BUCKETS AND ATTACHMENTS

MATERIAL BUCKETS

SD_N5202 102" HD BUCKET

Heavy-duty Material Buckets

		XN5202X	No 102" HD Mat - Euro Bucket		No Charge
		717426	102" HD Mat - Euro Bucket CORE - Heavy-duty material bucket 1.11 yd struck, 1.35 yd. heaped		\$2,517.00

SD_N5205 102" HD RND BALE KING BKT ONLY

Heavy-duty Grapple Buckets.

		XN5205X	No 102" Wide HD Bucket		No Charge
		717505	102" Wide HD Bucket NON CORE Euro Style 102", "Round Bale King", bucket only, 1.35 yd heaped capacity with grapple mounting brackets "Grapple Ready"		\$2,686.00

SD_N5245 73" HD BUCKET EUROSTYLE QA

Heavy-duty Material Buckets

		XN5245X	No 73" HD Mat bkt Euro Style		No Charge
		717423	73" HD Mat bucket Euro Style CORE Heavy-duty material bucket 0.78 yd struck capacity, 0.94 yd. heaped capacity		\$1,321.00

SD_N5247 73" STD BKT EUROSTYLE

Standard Material Buckets

		XN5247X	No 73" Std Mat bucket Euro St		No Charge
		717418	73" Std Mat bucket Euro Style CORE - Euro Style 73" Standard material bucket 0.79 yd struck capacity, 0.94 yd. heaped capacity		\$1,089.00

**L765 FRONT LOADER
US PRICE LIST**

(Ex Works Nearest Depot)

SD_N5252 83" MATERIAL BUCKET QA

	XN5252X	No 83" Std Mat bucket	No Charge
	717419	83" Std Mat bucket Euro Styl CORE - Euro Style 83" Standard material bucket 0.72 yd struck capacity, 0.89 yd. heaped capacity (Compatible with 716983-Bolt-On Standard Duty Grapple)	\$1,199.00

SD_N5253 83" HD MAT BUCKET EUROSTYLE

Heavy-duty Material Buckets			
	XN5253X	No 83" HD Mat bkt Euro Style	No Charge
	717424	83" HD Mat bucket Euro Style CORE - Heavy-duty material bucket 0.90 yd struck capacity, 1.07 yd. heaped capacity	\$1,501.00

SD_N5258 83"HD BUCKET ONLY RDBL KING

Heavy-duty Grapple Buckets			
	XN5258X	No 83" Wide HD Bucket	No Charge
	717503	83" Wide HD Bucket NON CORE Euro Style 83", "Round Bale King", bucket only, 0.90 yd struck capacity, 1.07 yd heaped capacity with grapple mounting brackets "Grapple Ready"	\$2,010.00

SD_N5266 85" HEAVY-DUTY GRADING BUCKET

Heavy-duty Grading Bucket			
	XN5266X	No 85" HD Grading bkt Euro St	No Charge
	717436	85" HD Grading bkt Euro Style Euro Style Heavy-duty grading bucket 0.79 yd struck capacity, 0.85 yd heaped capacity	\$1,484.00

SD_N5270 91" HIGH TIPPING BUCKET

High Tipping Bucket			
	XN5270X	No 91" High Tipping Bucket	No Charge
	717435	91" High Tipping Bucket 2.16 yd struck capacity, 2.62 yd. heaped capacity	\$5,725.00

SD_N5271 95" HD BUCKET

Heavy-duty Material Buckets			
	XN5271X	No 95" Heavy-duty Mat Euro Bkt	No Charge
	717425	95" Heavy-duty Mat Euro Bucket CORE -- Euro Style 95" Heavy-duty material bucket 95 in. - 1.03 yd struck, 1.24 yd. heaped	\$2,121.00

SD_N5272 95" STD MATERIAL BUCKET

Standard Material Buckets			
	XN5272X	No 95" Std Mat bkt Euro Style	No Charge

**L765 FRONT LOADER
US PRICE LIST**

(Ex Works Nearest Depot)

	717421	95" Standard Mat bkt Euro Styl CORE - Euro Style 95" Standard material bucket 1.03 yd struck, 1.24 yd. heaped capacity		\$1,696.00
--	--------	--	--	------------

SD_N5276 95" HD RDBALE KING BUCKET ONLY

Heavy-duty Grapple Buckets				
	XN5276X	No 95" Wide HD Bucket		No Charge
	717504	95" Wide HD Bucket NON CORE Euro Style 95", "Round Bale King", bucket only, 1.03 yd struck capacity, 1.24 heaped capacity with grapple mounting brackets "Grapple Ready"		\$2,450.00

BUCKETS WITH TEETH

SD_N5246 73" HEAVY-DUTY BUCKET W/TEETH

HD Material Buckets with Teeth				
	XN5246X	No 73" HD Bkt w/teeth Euro St		No Charge
	717429	73" HD Bkt w/teeth Euro Style Euro Style 73" Heavy-duty bucket with teeth 0.78 yd struck capacity, 0.94 yd. heaped capacity		\$1,388.00

SD_N5254 83" HD BUCKET W/ HD TEETH

	XN5254X	No 83" HD Bkt w/teeth Euro St		No Charge
	717430	83" HD Bkt w/teeth Euro Style Euro Style 83" Heavy-duty bucket with teeth 0.90 yd struck capacity, 1.07 yd. heaped capacity		\$1,597.00

GRAPPLE BUCKETS

SD_N5206 102" HD BUCKET GRAPPLE W/TINES

HD Bucket, Grapple and Tines				
	XN5206X	No 102" HD Euro Bkt/Gple/Tines		No Charge
	717496	102" HD Euro Bkt/Grapple/Tines CORE - Euro Style 102", "Round Bale King" bucket and grapple with tines 1.11 yd struck capacity, 1.35 yd. heaped capacity		\$5,440.00

SD_N5207 102" HD BUCKET/GRAPPLE

Heavy-duty Bucket with Grapple				
	XN5207X	No 102" HD Bucket w/Grapple		No Charge
	717502	102" HD Bucket w/grapple CORE - Euro Style 102", "Round Bale King" bucket and grapple 1.11 yd struck capacity, 1.35 yd. heaped capacity		\$5,203.00

**L765 FRONT LOADER
US PRICE LIST**

(Ex Works Nearest Depot)

SD_N5259 83" HD BUCKET W/ GRAPPLE/TINES

HD Bucket, Grapple and Tines			
	XN5259X	No 83" HDBkt w/grap/tines Euro	No Charge
	717494	83" HDBkt w/grapple/tines Euro CORE - Euro Style 83", "Round Bale King" bucket and grapple with tines 0.90 yd struck capacity, 1.07 yd. heaped capacity	\$4,747.00

SD_N5261 83" HD BUCKET W/GRAPPLE

Heavy-duty Bucket with Grapple			
	XN5261X	No 83" HDBkt w/grapple Euro	No Charge
	717500	83" HD Bkt w/grapple Euro Styl CORE - Euro Style 83", "Round Bale King" bucket and grapple 0.90 yd struck capacity, 1.07 yd heaped capacity	\$4,612.00

SD_N5274 95" HD BUCKET/GRAPPLE W/ TINES

HD Bucket, Grapple and Tines			
	XN5274X	No 95" HD Bkt w/Grapple/ Tines	No Charge
	717495	95" HD Bkt w/ Grapple/ Tines CORE - Euro Style 95", "Round Bale King" bucket and grapple with tines 1.03 yd struck capacity, 1.24 yd. heaped capacity	\$5,043.00

SD_N5277 95" HD BUCKET/GRAPPLE

Heavy-duty Bucket with Grapple			
	XN5277X	No 95" Heavy Duty Bkt w/Grappl	No Charge
	717501	95" Heavy Duty Bkt w/ Grapple CORE - Euro Style 95", "Round Bale King" bucket and grapple 1.03 yd struck capacity, 1.24 yd. heaped capacity	\$4,910.00

GRAPPLE

SD_29005 BACK SCREEN F/ROUND BALE KING

Back Screen F/Round Bale King			
	X29005X	No Back Screen for Round Bale	No Charge
	717509	Back Screen for Round Bale CORE - "Round Bale King" buckets and grapple	\$297.00

SD_29013 BUCKET TINE SET 1 TINE

Bucket Tine Set			
	X29013X	No bucket tine set with holder	No Charge
	717512	Bucket tine set with holder 1 tine and weld-on holder	\$1,003.00

**L765 FRONT LOADER
US PRICE LIST**

(Ex Works Nearest Depot)

SD_29014 BKT TINE SET F/BKT W/ HOLDER

Bucket Tine			
	X29014X	No Bucket Tine - 1 Tine	No Charge
	717511	Bucket Tine - 1 Tine For buckets equipped with tine holder	\$83.00

SD_29019 BOLT ON GRAPPLE KIT EURO STYLE

Bolt-on Grapple Kit Euro Style			
	X29019X	No grapple assembly	No Charge
	717548	Bolt-on grapple kit Euro style "Round Bale King" Heavy Duty Grapple For 83" or 95" "Round Bale King" or heavy-duty buckets. Requires 3rd function to operate grapple. Kit includes grapple brackets to be welded onto back of heavy-duty buckets, if required.	\$2,956.00

SD_29020 GRAPPLE CLAW F/RB KING

Grapple Claw for RB King			
	X29020X	No Replacement Grapple / Claw	No Charge
	717510	Replacement Grapple / Claw 1 only - for "Round Bale King" grapple	\$130.00

HIGH VOLUME BUCKETS

SD_N5204 102" HI CAP MATERIAL BUCKET

High Vol Light Mat'l Buckets			
	XN5204X	No 102" High Capacity Bucket	No Charge
	717434	102" High Capacity Bucket NON CORE High capacity material bucket 2.01 yd struck, 2.42 yd. heaped capacity	\$2,960.00

SD_N5255 83" Mat Bkt Std Cap Euro

	XN5255X	No 83" Std Mat bucket Euro St	No Charge
	717420	83" Std Mat bucket Euro Sty CORE - Euro Style 83" High capacity material bucket 0.90 yd struck capacity, 1.07 yd heaped capacity	\$1,224.00

SD_N5257 83" WIDE 53CU FT HDHV

	XN5257X	No 83" 53 CuFt	No Charge
	424991	83" 53 CuFt HD 424991 NON CORE - Euro Style - 83" heavy duty high volume 1.62 yd struck capacity, 1.96 yd heaped capacity	\$2,328.00

SD_N5268 87" HIGH CAP MAT BUCKET

	XN5268X	No 87" HC Mat bucket Euro Sty	No Charge
--	---------	-------------------------------	-----------

**L765 FRONT LOADER
US PRICE LIST**

(Ex Works Nearest Depot)

	717432	87" HC Mat bucket Euro Sty CORE - Euro Style 87" High capacity material bucket 1.39 yd struck capacity, 1.67 yd. heaped capacity		\$1,594.00
--	--------	--	--	------------

SD_N5273 95" HI CAP BUCKET

	XN5273X	No 95" HC material Euro Bkt		No Charge
	717433	95" HC material Euro Bkt CORE -- Euro Style 95" High capacity material bucket 1.86 yd struck, 2.22 yd. heaped		\$2,549.00

BALE FORK

SD_N5343 BALE FRK WITH BACK STOP

Bale Fork with Back Stop				
	XN5343X	No Bale Fork w_Back Stop		No Charge
	730843	Bale Fork w_Back Stop EUR Standard Square Bale Fork - EURO Style Includes 2 Tines – Adjustable Spacing from 31.5" to 51" (Up to 5 Tines can be installed)		\$1,110.00

SILAGE HANDLING

SD_N5342 102" POWER GRAB

PowerGrab				
	XN5342X	No 102" PowerGrab		No Charge
	717733	102" PowerGrab 102" Heavy-duty "Silage King" Bucket and Extreme Duty Grapple 1.70 yd volume		\$7,456.00

PALLET FORKS

SD_N5303 47" FORK (55"WIDE 5500LB)

Pallet Forks				
	XN5303X	No 47" Pallet fork		No Charge
	717448	47" PF, 55" wide, 5500 lb. cap CORE Euro Style - 55" wide Pallet fork 5500 lb. capacity		\$2,083.00

OTHER

SD_29016 BALLAST BOX

Ballast Box				
	X29016X	No Ballast Box - 2200 lbs.		No Charge
	717506	Ballast Box - 2200 lbs. CORE - Ballasting box for 3-point hitch category II capacity 1924 lbs. for total maximum weight of 2200 lbs.		\$931.00

**L765 FRONT LOADER
US PRICE LIST**

(Ex Works Nearest Depot)

FACTORY SUPPLIED ACCESSORIES - LOADERS

BALE MOVING EQUIPMENT

SD_29008 BALE SPEAR

Bale Spike			
	X29008X	No Bale spear Euro Style	No Charge
	717485	Bale Spear - Euro Style 1 long tine and 1 short tine maintains bale control	\$788.00

SD_29017 BALE HANDLING LOADER EXT

Bale Handling Loader Extension			
	X29017X	No bale handling ldr extension	No Charge
	717481	Bale Handling Loader Extension Adds 45" extra height for stacking bales	\$2,675.00

SD_29023 HD SILOSPLIT

HD Bale Split Attachment			
	X29023X	No Heavy-duty bale split attac	No Charge
	717484	Heavy-duty bale split attach	\$1,432.00

SD_29033 HD BALE GRIP 79"

HD Bale Grip			
	X29033X	No 79" Heavy-duty Bale grip	No Charge
	717475	79" Heavy-duty Bale grip 79" maximum bale size Includes back stop extension	\$2,725.00

SD_N5218 55" WIDE 2 TINE SQBL FORK

55 in. Square Bale Fork			
	XN5218X	No 55" Square bale fork	No Charge
	717488	55" Square bale fork - 2 tines Deluxe Square Bale Fork - EURO Style Includes 2 Tines - Can Be Tilted Up for Transport (Up to 5 Tines can be installed)	\$1,597.00

SD_N5317 75" SQBL FORK 5 LONG TINES

75 in. Square Bale Fork			
	XN5317X	No 75" Square bale fork	No Charge
	717489	75" Sq Bale Fork -5 long tines Deluxe Square Bale Fork - EURO Style Includes 5 Tines - Can Be Tilted Up for Transport	\$2,353.00

SD_N5327 BIG BAG LIFTER FOR SQBALE FORK

Big Bag Lifter for SqBale Fork			
	XN5327X	No Big bag lifter	No Charge

**L765 FRONT LOADER
US PRICE LIST**

(Ex Works Nearest Depot)

	717491	Big bag lifter for Sqbale fork Large Bag Lifter Extension – Adjustable Height for Deluxe Square Bale Forks 717488 or 717489		\$249.00
--	--------	---	--	----------

SD_N5328 BALE FORK BACK EXTENSION SET

Bale Fork Back Extension				
	XN5328X	No Bale fork back extension		No Charge
	717487	Bale fork back extension set U-shaped Bolt-on Vertical Rear Extension – 42” for Standard Square Bale Forks 730842 or 730843		\$305.00
	717490	Sq bale fork back extension Center Mounted Vertical Rear Bale Extension – Adjustable Height for Deluxe Square Bale Forks 717488 or 717489		\$249.00

SILAGE HANDLING EQUIPMENT

SD_N5224 59" BLOCK CUTTER CLOSED GRPPL

Block Cutter Closed Grapple				
	XN5224X	No 59" Block cutter clsd grapp		No Charge
	717470	59" Block cutter closed grappl "Silage King" block cutter - enclosed grapple 1.18 yd volume		\$5,599.00

SD_N5311 67" SILAGE KING FORK/GRAPPLE

HD "Silage King" Fork/Grapple				
	XN5311X	No 67" "Silage King" fork/grap		No Charge
	717464	67" "Silage King" fork/grapple 67" "Silage King" Fork and Grapple 1.18 yd volume		\$3,186.00

SD_N5315 75" SILAGE KING FORK/GRAPPLE

	XN5315X	No 75" "Silage King" fork/grap		No Charge
	717465	75" "Silage King" fork/grapple 75" "Silage King" Fork and Grapple 1.32 yd volume		\$3,641.00

SD_N5321 91" SILAGEKING FORK/GRAPPLE

HD "Silage King" Fork/Grappl				
	XN5321X	No 91" "Silage King" fork		No Charge
	717467	91" "Silage King" fork 91" "Silage King" Fork and Grapple 1.60 yd volume		\$4,330.00

SD_N5339 73" POWER GRAB

PowerGrab				
	XN5339X	No 73" PowerGrab		No Charge
	717730	73" PowerGrab 73" Heavy-duty "Silage King" Bucket and Extreme Duty Grapple 1.1 yd volume		\$5,920.00

**L765 FRONT LOADER
US PRICE LIST**

(Ex Works Nearest Depot)

SD_N5340 83" POWER GRAB

		XN5340X	No 83" PowerGrab		No Charge
		717731	83" PowerGrab 83" Heavy-duty "Silage King" Bucket and Extreme Duty Grapple 1.50 yd volume		\$6,331.00

SD_N5341 95" POWER GRAB

		XN5341X	No 95" PowerGrab		No Charge
		717732	95" PowerGrab 95" Heavy-duty "Silage King" Bucket and Extreme Duty Grapple 1.70 yd volume		\$6,792.00

SD_N5357 83"HD SILAGE KING FORK/GRAPPLE

HD "Silage King" Fork					
		XN5357X	No 83" "Silage King" Fork		No Charge
		717466	83" "Silage King" Fork 83" "Silage King" Fork and Grapple 1.45 yd volume		\$3,985.00

MANURE MANAGEMENT ATTACHMENTS

SD_N5320 90" MANURE FORK 12 TINES

Manure Forks					
		XN5320X	No 90" Manure fork - 12 Tines		No Charge
		717441	90" Manure fork - 12 Tines		\$1,464.00

PALLET FORKS AND ACCESSORIES

SD_N5331 PALLET FORK LIFT ARM FOR BAGS

Pallet Fork Lift Arm for Bags					
		XN5331X	No Pall fork lift arm for bags		No Charge
		717451	Pallet fork lift arm for bags Extended lift arm "Bag Lifter" for fertilizer bags Requires 717447 or 717448		\$1,151.00

SD_N5332 LOG GRAPPLE FOR PALLET FORKS

Log Grapple for Pallet Forks					
		XN5332X	No Log grapple		No Charge
		717449	Log grapple For all pallet forks Requires 717447 or 717448		\$1,691.00

MISCELLANEOUS

SD_N6011 QUICK CNCT FASTSNAP LDR COMP

Quick Coupler Loader Comp					
		XN6011X	No quick connect		No Charge

**L765 FRONT LOADER
US PRICE LIST**

(Ex Works Nearest Depot)

	717561	Quick connect loader Release for fast and simple connection of IMPLEMENT hydraulics - loader component. Requires 3rd function capability.		\$493.00
--	--------	---	--	----------

SD_N6012 QUICK CNCT FASTSNAP IMP COMP

	XN6012X	No quick connect		No Charge
	717562	Quick connect implement Release for fast and simple connection of IMPLEMENT hydraulics - implement component. Requires 3rd function capability.		\$278.00

OTHER EQUIPMENT - LOA

BALE MOVING EQUIPMENT (EURO STYLE QUICK-ATTACH)

SD_29007 HD PLASTIC WRP BALEGRIP 23-80"

HD Plastic Wrap Bale Grip				
	X29007X	No plastic wrap bale grip		No Charge
	717480	HD plastic wrapped bale grip Heavy-duty round or square plastic wrapped bale grip 23" to 80" bale size		\$4,160.00

SD_29009 BALE SUPPORT

Bale Support				
	X29009X	No Bale support		No Charge
	717479	Bale support For combo bale / pallet fork. Requires Factory Supplied Accessory 717478		\$719.00

SD_29030 HD BALE GRIP 63" FL

Heavy-duty Bale Grip				
	X29030X	No 63" Heavy-duty bale grip		No Charge
	717474	63" Heavy-duty bale grip 63" maximum bale size. Includes back stop extension		\$2,509.00

SD_29031 BALE GRIP 63" UNIV

Bale Grip - 63 in.				
	X29031X	No 63" Universal bale grip		No Charge
	717477	63" Universal bale grip 63" Maximum bale size		\$2,280.00

SD_29032 COMBO BALE/PALLET FORK 71"

Combo Bale / Pallet Fork				
	X29032X	No 71" Combo bale /pallet fork		No Charge
	717478	71" Combo bale /pallet fork 71" maximum bale size		\$2,373.00

**L765 FRONT LOADER
US PRICE LIST**

(Ex Works Nearest Depot)

SD_29041 STD BALE SPLIT ATTACHMENT

Std Bale Split Attachment			
	X29041X	No Standard bale split attach	No Charge
	717483	Standard bale split attach	\$1,007.00

MANURE FORKS (EURO STYLE)

SD_N5310 67" MANURE FORK 9 TINES

Manure Fork			
	XN5310X	No 67" Manure fork	No Charge
	717439	67" Manure fork - 9 tines	\$1,129.00

SD_N5314 75" MANURE FORK 10 TINES

	XN5314X	No 75" Manure fork	No Charge
	717440	75" Manure fork - 10 tines	\$1,382.00

SPECIALTY (EURO STYLE)

SD_29001 3-POINT LINKAGE F/A

3-Point Linkage			
	X29001X	No 3-Point Linkage	No Charge
	717507	3-Point Linkage	\$754.00
Connect front loader tools to tractor 3-point			

SD_N5319 79" ROCK FORK 3" SPACING

Rock Forks			
	XN5319X	No 79" Rock fork / 3" spacing	No Charge
	717445	79" Rock fork / 3" spacing	\$2,598.00

MISCELLANEOUS

SD_29045 WELD-ON HOOK SET EURO STYLE

Weld-on Hook Set Euro Style			
	X29045X	No weld-on adapter brackets	No Charge
	717508	Weld-on adapter brackets	\$211.00
To convert customer supplied accessories to the quick attach type.			

**L765 FRONT LOADER
US PRICE LIST**

(Ex Works Nearest Depot)
Factory Supplied Attachments

Order Code	Description	Weight	List Price
3 Function Hose Kit for MMV			
713665006	APH T4 3FUNC MMV SNGL CPL 3 Function Hose Kit (for Tractors with MMV) - NSL for Tier 4 Maxxum 110, 115, 120, 125, 130, and 140	23 LB	\$649.00
730799016	MMV 3 Function Hose Kit 3 Function Hose Kit (for Tractors with MMV) - NSL for Tier 3 Maxxum 110, 115, 120, 125, 130, and 140; and Discontinued MXU100 - 135	26 LB	\$693.00
713666006	APH T4 3FUNC MMV MULTI CP 3 Function Hose Kit (for Tractors with MMV) - MSL with Multi-Coupler 4 + 2 for Tier 4 Maxxum 110, 115, 120, 125, 130, and 140	23 LB	\$897.00
Rear Mounting Brackets			
730653006	Rear Brackets For Discontinued MXM120, 130, 140, 155, 175, 190	265 LB	\$568.00
Front Mounting Brackets			
715453016	Front subframe set Front Mounting Brackets (for Loader Ready Tractors) for SWB Puma 125-160 Tier 3 and Tier 4A; and Discontinued Puma 115 (Includes Grill Guard)	950 LB	\$2,640.00
715451116	Front subframe set Front Mounting Brackets (for Loader Ready Tractors) for LWB Puma 165-230 Tier 3 and Tier 4A; (Includes Grill Guard)	1,175 LB	\$2,640.00
715460006	Front bracket Discontinued MXM120, 130, 140, 155, 175, 195 190	794 LB	\$2,712.00
715459006	Front mounting brackets Front Mounting Brackets (for Loader Ready Tractors) for 6 Cylinder Maxxum 115, 125, 140 Tier 3 ONLY; and Discontinued MXU115, 135 (Includes Grill Guard)	650 LB	\$2,309.00
TPS Mounting System			
730782006	APH 6 Cylinder STD T4 TPS TPS Subframe Set for 6 Cylinder Maxxum 115, 125, 140 Tier 3 and Tier 4A; and Discontinued MXU115 - MXU135 (Includes Grill Guard)	800 LB	\$2,879.00
730898006	Aph 6Cyl Std T4 TPS VertBr & Grill Guard TPS Vertical Bracket (for Loader Ready Tractors) for 6 Cylinder Maxxum 115, 125, 140 Tier 4A; and Discontinued MXU115 - MXU135 (Includes Grill Guard)	520 LB	\$1,531.00

**L765 FRONT LOADER
US PRICE LIST**

(Ex Works Nearest Depot)

	730783006	APH 6 Cylinder Prem T4 TPS TPS Subframe Set for SWB Puma 125-160 Tier 3 and Tier 4A; and Discontinued Puma 115 (Includes Grill Guard)	800 LB		\$3,062.00
	730812006	APH 6Cyl Prem T4 TPS VertBr & GrillGuard TPS Vertical Bracket (for Loader Ready Tractors) for SWB Puma 125-160 Tier 3 and Tier 4A; and Discontinued Puma 115 (Includes Grill Guard)	520 LB		\$1,787.00
	730784006	CCM Subframe w/ Grill Guard TPS Subframe Set for LWB Puma 165-230 Tier 3 and Tier 4A; (Includes Grill Guard)	920 LB		\$3,062.00
	730866006	CCM SFRAME T4 VRT W GR GD TPS Vertical Bracket (for Loader Ready Tractors) for LWB Puma 165-230 Tier 3 and Tier 4A; (Includes Grill Guard)	620 LB		\$1,787.00

2 Function Hose Kit for MMV

	713663006	APH T4 2FUNC MMV SNGL CPL 2 Function Hose Kit (for Tractors with MMV) - NSL for Tier 4 Maxxum 110, 115, 120, 125, 130, and 140	23 LB		\$528.00
	717518016	Mech MMV Hyd Hose Kit 2 func 2 Function Hose Kit (for Tractors with MMV) - NSL for Tier 3 Maxxum 110, 115, 120, 125, 130, and 140; and Discontinued MXU100 - 135	23 LB		\$499.00
	713664006	APH T4 2FUNC MMV MULTI CP 2 Function Hose Kit (for Tractors with MMV) - MSL with Multi-Coupler 4 for Tier 4 Maxxum 110, 115, 120, 125, 130, and 140	23 LB		\$740.00

2 Function Hose Kit for LMV

	713633016	T3/4 2FUNC HYD SET 2 function electro-hydraulic Loader Mounted Valve (Includes valve, thumb-controlled electronic joystick, and hose kit) for Tier 3 and Tier 4 Maxxum 110, 115, 120, 125, 130, and 140 with Closed Center Hydraulics/PFC; Not compatible with tractors that have factory installed Mid-Mount Valves	90 LB		\$3,167.00
	713600016	T3/4 3FUNC HYD SET 3 function electro-hydraulic Loader Mounted Valve (Includes valve, thumb-controlled electronic joystick, and hose kit) for Tier 3 and Tier 4 Maxxum 110, 115, 120, 125, 130, and 140 with Closed Center Hydraulics/PFC; Not compatible with tractors that have factory installed Mid-Mount Valves	90 LB		\$4,118.00

**L765 FRONT LOADER
US PRICE LIST**

(Ex Works Nearest Depot)

Third Function with Diverter

	717698006	3rd function, electro-hydraulic kit (Solenoid valve controlled by joystick mounted button which diverts oil flow from the bucket circuit to front-mounted hydraulic implements). Required for grapple operation and other miscellaneous hydraulic attachments. Requires Joystick Adapting Kit 713627 (006) for Farmall C, Farmall U, JXC, JXU and Maxxum Tractors.	12 LB	\$736.00
--	-----------	--	-------	----------

Fourth function

	713608006	4 Func Electrohydraulic Kit - 713608 Optional 4th function, 3/8 in line connection, electrohydraulic kit (requires 3rd function kit also) L735-775	10 LB	\$736.00
--	-----------	--	-------	----------

Multi-Coupler Kits for MMV

	713618006	Multi-Coupler 4 7/8 in. Single Lever Multi-Coupler 4 for use with all Mid Mount Valves (MMV) or tractor Rear Remote Valve operation	19 LB	\$663.00
	713620006	Basic 3 Function Multi-Coupler 2 Single Lever Multi-Coupler 4+2 for use with all Mid Mount Valves (MMV) or tractor Rear Remote Valve operation	11 LB	\$909.00

Multi-Coupler Kits for LMV

	713621006	Multi-Coupler 1-1/16 in. Single Lever Multi-Coupler 4 for use with all Loader Mounted Valves (LMV)	10 LB	\$477.00
	713611006	MultiCoupler 2 713611 Single Lever Multi-Coupler +2 for use with Three-function Loader Mounted Valve (LMV) ONLY	10 LB	\$391.00

Cab Joystick Control

	713627006	Electric Handle Set Joystick adapting kit for electrical controlled loader options. Includes new knob with push button and required wiring for implement selection. Requires 3rd Function Electro-hydraulic kit 717698(006) or Electric Shut-off for Soft-Ride kit 717521(016) Not required with Loader Mounted Valve Kits 717543(016), 730800(006), 730801(006), 730802(006), 730807(006), or 730808(006).	10 LB	\$163.00
--	-----------	---	-------	----------

Soft Ride Elec Shut Off

	717521016	Soft Ride Electric Shut Off Kit (on / off activation from cab) Optional alternative to standard valve in soft ride kit REQUIREMENTS - If loader is ordered with Soft Ride: - AND 3rd,4th,or Hydraulic Impl.Lock > 713626 (006) REQUIRED. - BUT NO OTHER electrical option > 713627 (006) is REQUIRED.	2 LB	\$374.00
--	-----------	--	------	----------

**L765 FRONT LOADER
US PRICE LIST**

(Ex Works Nearest Depot)

	713626006	Soft Ride Elec Shut Off Kit Requires Joystick Adapting Kit 713627 (006) and Soft Ride Elec Shutoff Kit 717521 (016) when loader is ordered with Soft ride and 3rd, 4th, or Hydraulic Impl. Lock.	2 LB	\$163.00
--	-----------	---	------	----------

Quick Attach for Euro Style

	713635006	;YD FP LK EURO 713635 Hydraulic (Faceplate) Implement lock EURO Style (Provides easy connect/disconnect of buckets) To be used with 3rd function Diverter Valve which includes separate push and hold button that actuate the lock Not for use with Skid Steer Style Quick Attach. For L745/L755/L765/L775	19 LB	\$466.00
--	-----------	--	-------	----------

Heavy-duty Material Buckets

	717423006	73" Wide 25 Cu. Ft. HD material bucket CORE Euro Style - 73" 25 cu. ft. heavy duty material bucket 0.78yd struck capacity, 0.94yd heaped capacity For L725, L735, L745, L755, and L765.	500 LB	\$1,321.00
	717424006	83" Wide 29 Cu. Ft. hd material bucket CORE Euro Style - 83" 29 cu. ft heavy duty material bucket 0.90 yd struck capacity, 1.07 yd heaped capacity For L725, L735, L745, L755, L765, L775 and L785.	697 LB	\$1,501.00
	717425006	95" Wide 34 Cu. Ft. HD material bucket CORE Euro Style - 95" 34 cu. ft heavy duty material bucket 1.03 yd struck capacity, 1.24 yd heaped capacity For L755, L765, L775 and L785.	816 LB	\$2,121.00
	717426006	102" Wide 36 Cu. Ft. HD material bucket CORE Euro Style - 102" 36 cu. ft heavy duty material bucket 1.11 yd struck capacity, 1.35 yd heaped capacity For L755, L765, L775 and L785.	875 LB	\$2,517.00

Standard Material Buckets

	717418006	73" Wide 25 Cu. Ft. standard material CORE Euro Style - 73" 25 Cu. Ft. standard material bucket 0.79yd struck capacity, 0.94 yd heaped capacity for L725, L735, L745, L755 and L765.	452 LB	\$1,089.00
	717421006	95" Wide 34 Cu Ft std material bucket CORE Euro Style - 95" 34 cu.ft. standard material bucket 1.03 yd struck capacity, 1.24 yd heaped capacity	644 LB	\$1,696.00

Standard Duty

	717419006	83" Wide standard material bucket CORE Euro Style - 73" 24 Cu. Ft. standard material bucket 0.72yd struck capacity, 0.89yd heaped capacity for L725, L735, L745, L755 and L765. (Compatible with 716983-Bolt-On Standard Duty Grapple)	505 LB	\$1,199.00
--	-----------	--	--------	------------

Heavy-duty Grading Bucket

	717436006	85" Wide 23 Cu. Ft. heavy duty grading NON CORE Euro Style - 85" 23 cu. ft. 0.85 yd heaped capacity	752 LB	\$1,484.00
--	-----------	--	--------	------------

**L765 FRONT LOADER
US PRICE LIST**

(Ex Works Nearest Depot)

Heavy-Duty with Teeth

	717429006	73" 25 Cu. Ft. HD Mat Bckt w/Teeth NON CORE Euro Style - 73" 25 cu. ft. heavy duty material bucket with teeth 0.78 yd struck capacity, 0.94 yd heaped capacity. For L725, L735, L745, L755, and L765.	467 LB	\$1,388.00
	717430006	83" Wide 29 Cu. Ft. HD material bucket NON CORE Euro Style - 83" 29 cu. ft. heavy duty material bucket with teeth 0.90 yd struck capacity, 1.07 yd heaped capacity. For L725, L735, L745, L755, L765, L775 and L785.	573 LB	\$1,596.00

Back Screen Round Bale King

	717509006	Back screen for Rd Bale King Bkt/Grapple CORE Euro Style	66 LB	\$297.00
--	-----------	---	-------	----------

Bucket Tine Set

	717512006	Bucket tine set and weld-on holders CORE Euro Style	20 LB	\$100.00
	717511006	Bucket tine - 1 tine for bkts w/tne hold CORE Euro Style Replacement tine for buckets equipped with weld-on tine holder 717512 (600)	20 LB	\$83.00

HD Bolt-on Grapple Kit Euro

	717548006	Grapple assembly kit for "Rd Bale King" "Round Bale King" Heavy Duty Grapple For 83 in. or 95 in. "Round Bale King" or heavy-duty buckets. Requires 3rd function to operate grapple. Kit includes grapple brackets to be welded onto back of heavy-duty buckets, if required.	551 LB	\$2,956.00
	717510006	Replacement Grapple Claw - 1 only Replacement Grapple Claw for "Round Bale King" grapple CORE Euro Style	71 LB	\$130.00

Heavy Duty High Capacity

	424991006	83" Wide 60 Cu.Ft. HD High Cap NON CORE Euro Style - 83" 60 CuFt heavy duty high volume 1.96 yd heaped capacity	932 LB	\$2,328.00
--	-----------	--	--------	------------

High Volume Lt Material Bucket

	717432006	87" Wide 45 Cu. Ft. standard high cap CORE Euro Style 87" 45 cu. ft. standard high capacity bucket 1.39 yd struck capacity, 1.67 yd heaped capacity. For L725, L735, L745, L755, L765, L775 and L785.	650 LB	\$1,594.00
	717433006	95" Wide 60 Cu. Ft. high cap Lt matl bkt CORE Euro Style - 95" High volume light material bucket - 1.86 yd struck capacity, 2.22 yd heaped capacity	913 LB	\$2,549.00
	717434006	102" Wide 65 Cu. Ft. high cap Lt matl bk CORE Euro Style - 102" High volume light material bucket - 2.01 yd struck capacity, 2.42 yd heaped capacity	979 LB	\$2,960.00

**L765 FRONT LOADER
US PRICE LIST**

(Ex Works Nearest Depot)

Bale Fork with Back Stop

	730843006	Bale Fork with Back Stop Euro Standard Square Bale Fork - EURO Style Includes 2 Tines – Adjustable Spacing from 31.5" to 51" (Up to 5 Tines can be installed)	181 LB	\$1,100.00
--	-----------	--	--------	------------

Bale Spear

	717485016	ATTACHMENT, BALE SPIKE CORE Euro Style - Bale Spike. 1 long tine and one short tine maintains bale control.	132 LB	\$788.00
--	-----------	---	--------	----------

Deluxe Square Bale Fork

	717488006	55" Wide 2 Tine square bale fork Deluxe Square Bale Fork - EURO Style Includes 2 Tines - Can Be Tilted Up for Transport (Up to 5 Tines can be installed)	293 LB	\$1,596.00
	717489006	75" Wide 5 Tine square bale fork Deluxe Square Bale Fork - EURO Style Includes 5 Tines - Can Be Tilted Up for Transport	370 LB	\$2,353.00

Big Bag Lifter

	717491006	Big bale lifter option Large Bag Lifter Extension – Adjustable Height for Deluxe Square Bale Forks 717488 or 717489	70 LB	\$249.00
--	-----------	---	-------	----------

Bale Fork Extension

	717490006	Extension set square bale Center Mounted Vertical Rear Bale Extension – Adjustable Height for Deluxe Square Bale Forks 717488 or 717489	44 LB	\$249.00
	717487006	Vertical extended back for bale fork U-shaped Bolt-on Vertical Rear Extension – 42" for Standard Square Bale Forks 730842 or 730843	93 LB	\$305.00
	717481006	Bale Handling Loader Extension NON CORE Euro Style -- Bale handling loader extension Adds 45" extra height for stacking bales.	445 LB	\$2,675.00

Combo Bale/Pallet Fork

	717479006	Bale Support Combo Bale/Pallet Fork CORE Euro Style - Bale support for combo bale and pallet fork requires combo bale and pallet fork.	100 LB	\$719.00
	717478016	Max Bale Size 71" Combo Bale 71" maximum bale size	430 LB	\$2,373.00

Heavy Duty Bale Grip

	717474006	Heavy-duty bale grip - 63" max bale size CORE Euro style heavy duty bale grip 63" max bale size	578 LB	\$2,509.00
	717475006	Heavy-duty bale grip - 79" max bale size CORE Euro Style -- Heavy duty bale grip 79" max bale size	690 LB	\$2,725.00

Standard Duty Bale Grip

	717477006	Universal bale grip - 63" max bale size NON CORE Euro Style - Universal bale grip 63" maximum bale size	529 LB	\$2,280.00
--	-----------	---	--------	------------

**L765 FRONT LOADER
US PRICE LIST**

(Ex Works Nearest Depot)

Bale Split			
	717483006	Standard Bale Split Attachment CORE Euro Style --- Standard duty bale split	190 LB \$1,007.00
Pallet Forks			
	717448006	48" Fork and 55" Wide Pallet 5500 Euro Style -- Pallet Forks 47" fork, 55" wide 5500 lb capacity. For L725, L735, L745, L755, L765, L775 and L785.	375 LB \$2,083.00
Standard Duty High Capacity			
	717420006	83" Wide 24 Cu. Ft. standard material CORE - Euro Style 83" High capacity material bucket 0.90 yd struck capacity, 1.07 yd heaped capacity	553 LB \$1,224.00
Silage King Block Cutter			
	717470016	59" 32 Cu Ft Closed Side Grapple NON CORE Euro Style - 59" 32 CuFt	1,085 LB \$5,599.00
Silage King Fork and Grapple			
	717465006	HD "Silage King" Fork and Grapple 75" "Silage King" Fork and Grapple 1.32 yd volume.	695 LB \$3,641.00
	717464006	HD "Silage King" Fork and Grapple 67" "Silage King" Fork and Grapple 1.18 yd volume	650 LB \$3,186.00
Ballast Box			
	717506006	Ballasting box for 3-pt hitch Cat II CORE	276 LB \$931.00
High Tipping Buckets			
	717435006	91" 71 Cu Ft High Tipping Bucket NON CORE Euro Style - 91" 71 cu. ft. high tipping bucket 2.16 yd struck capacity, 2.62 yd heaped capacity. For L745, L755, L765, L775 and L785.	1,060 LB \$5,725.00
Manure Fork			
	717439006	67" 9 tines manure CORE Euro Style 67" 9 Tine Manure Fork	335 LB \$1,129.00
	717440006	75" 10 tines manure CORE Euro Style - 75" 10 Tine Manure Fork	364 LB \$1,382.00
	717441006	90" 12 tines manure CORE Euro Style - 90" 12 Tine Manure Fork	475 LB \$1,464.00
Big Bag Lifter for Pallet Fork			
	717451006	Extended lift arm "Bag Lifter" for fert NON CORE Euro Style - Pallet Fork Lift Arm attachment extended "bag lifter" for big bags (Fertilizer)	260 LB \$1,151.00
Pallet Fork Log Grapple			
	717449006	Log grapple for all pallet forks CORE Euro Style - Pallet Fork Log Grapple Attachment For L725, L735, L745, L755, L765, L775 and L785.	183 LB \$1,691.00

**L765 FRONT LOADER
US PRICE LIST**

(Ex Works Nearest Depot)

Heavy-duty Round Bale King Bkt

717503006	83" Wide HD "Round Bale King" bucket NON CORE Euro Style 83", "Round Bale King", bucket only, 0.90 yd struck capacity, 1.07 yd heaped capacity with grapple mounting brackets "Grapple Ready"	772 LB	\$2,010.00
717497006	83" Wide HD Bucket NON CORE Euro Style 83", "Round Bale King", bucket only, 0.90 yd struck capacity, 1.07 yd heaped capacity with grapple mounting brackets "Grapple Ready", includes tine holders without the tines	789 LB	\$2,237.00
717504006	95" Wide HD "Round Bale King" Bucket NON CORE Euro Style 95", "Round Bale King", bucket only, 1.03 yd struck capacity, 1.24 heaped capacity with grapple mounting brackets "Grapple Ready"	904 LB	\$2,450.00
717498006	95" Wide HD Bucket NON CORE Euro Style 95", "Round Bale King", buckets only, 1.03 yd struck capacity, 1.24 heaped capacity with grapple mounting brackets "Grapple Ready", includes tine holders without the tines	926 LB	\$2,724.00
717505006	102" Heavy-duty "Round Bale King" bucket NON CORE Euro Style 102", "Round Bale King", bucket only, 1.35 yd heaped capacity with grapple mounting brackets "Grapple Ready"	968 LB	\$2,686.00
717499006	102" Wide HD Bucket NON CORE Euro Style 102", "Round Bale King", buckets only, 1.35 yd heaped capacity with grapple mounting brackets "Grapple Ready", includes tine holders without the tines.	985 LB	\$2,993.00

Heavy-duty Bucket and Grapple

717500006	83" HD bucket and grapple assembly CORE Euro Style 83", "Round Bale King" bucket and grapple assembly 0.90 yd struck capacity, 1.07 yd heaped capacity	1,257 LB	\$4,612.00
717501006	95" Wide HD bucket and grapple assem CORE Euro Style 95", "Round Bale King" bucket and grapple assembly 1.03 yd struck capacity, 1.24 yd heaped capacity	1,323 LB	\$4,910.00
717502006	102" HD BKT W/GRAPPLE EXT FLO CORE - Euro Style 102", "Round Bale King" bucket and grapple assembly 1.11 yd struck capacity, 1.35 yd heaped capacity	1,477 LB	\$5,203.00

Heavy-duty Bucket, Grapple, Tine

717494006	83" HD Bkt, Grapple Assm w Bkt Tines CORE - Euro Style 83", "Round Bale King" bucket and grapple with tines 0.90 yd struck capacity, 1.07 yd. heaped capacity	1,367 LB	\$4,747.00
-----------	--	----------	------------

**L765 FRONT LOADER
US PRICE LIST**

(Ex Works Nearest Depot)

717495006	95" HD bucket, grapple assm & tines CORE - Euro Style 95", "Round Bale King" bucket and grapple with tines 1.03 yd struck capacity 1.24 yd heaped capacity	1,444 LB	\$5,043.00
717496006	102" HD bucket, grapple assm & tines CORE - Euro Style 102" "Round Bale King" bucket and grapple with tines 1.11 yd struck capacity 1.35 yd heaped capacity	1,609 LB	\$5,440.00

Bale Moving Equip (Euro Style)

717480006	HD RD or SQ plastic wrapped bale grip CORE Euro Style --- Heavy duty round or square bale. Grip ideal for 23"-80" wrapped bales	955 LB	\$4,160.00
717484006	Heavy-duty bale split attachment CORE --- Euro Style -- Heavy duty bale split	245 LB	\$1,432.00

Heavy-duty Silage king Fork

717467006	91" Wide 43 Cu. Ft. Silage King 91" "Silage King" Fork and Grapple 1.60 yd volume	838 LB	\$4,330.00
717466006	HD "Silage King" Fork and Grapple - 83" 83" "Silage King" Fork and Grapple 1.45 yd volume	830 LB	\$3,985.00

Heavy-duty Bucket, PowerGrab

717730006	HD "Silage King" Bkt & PowerGrab Grapple 73" Heavy-duty "Silage King" Bucket and Extreme Duty Grapple 1.1 yd volume	1,190 LB	\$5,920.00
717731006	HD "Silage King" Bkt & PowerGrab Grapple 83" Heavy-duty "Silage King" Bucket and Extreme Duty Grapple 1.50 yd volume		\$6,331.00
717732006	HD "Silage King" Bkt & PowerGrab Grapple 95" Heavy-duty "Silage King" Bucket and Extreme Duty Grapple 1.70 yd volume	1,521 LB	\$6,792.00
717733006	Powergrab 260 (102") 102" Heavy-duty "Silage King" Bucket and Extreme Duty Grapple 1.70 yd volume	1,720 LB	\$7,456.00

Stone Fork

717445006	79" (80mm) Rock Fork w 3" spacing CORE Euro Style 79" Rock Fork	653 LB	\$2,598.00
-----------	--	--------	------------

3-Point Linkage

717507006	3-Point linkage NON CORE Euro Style	175 LB	\$754.00
-----------	--	--------	----------

**L765 FRONT LOADER
US PRICE LIST**

(Ex Works Nearest Depot)

Miscellaneous

	717561006	EZ Change Quick Connect for (Ldr Comp) for fast and simple connection of IMPLEMENT hydraulics (loader component). Requires 3rd function capability.	11 LB	\$493.00
	717562006	EZ Change Quick Connect (Impl. Comp) for fast and simple connection of IMPLEMENT hydraulics (implement component). Requires 3rd function capability.	3 LB	\$278.00
	717508006	Weld-on adapter brackets CORE Euro Style	65 LB	\$211.00
	715824146	Heavy Duty Grill guard Heavy Duty Grill Guard Insert for Maxxum and SWB Puma	45 LB	\$305.00
	715824156	Heavy Duty Grill guard Heavy Duty Grill Guard Insert for LWB Puma	50 LB	\$305.00
	715824166	Grill Guard Conversion Kit Grill Guard Upright Conversion Kit for Maxxum and SWB Puma Required for use with HD Grill Guard Insert 715824146	88 LB	\$506.00
	715824176	Grill Guard Conversion Kit Grill Guard Upright Conversion Kit for LWB Puma Required for use with HD Grill Guard Insert 715824156	143 LB	\$506.00
	713661006	Hyd Implement Lock - Compat w/3rd Live H Hydraulic (Faceplate) Implement lock EURO Style (Provides easy connect/disconnect of buckets) To be used with 3rd function "Live" hose kit Not for use with Skid Steer Style Quick Attach. For L745/L755/L765/L775/L785	19 LB	\$475.00
	717520056	SOFTDRIVE OPTION F/860/870TL Soft Ride option - L755 and L765	11 LB	\$848.00

2 Function Hose Kit

	713609006	2 Function MMV Hose Kit - 713609 2 Function Hose Kit (for Tractors with MMV) - MSL with Multi-Coupler 4 for Tier 3 Maxxum 110, 115, 120, 125, 130, and 140; and Discontinued MXU100 - 135	23 LB	\$732.00
	713612006	2 Func MMV Hose Kit 713612 2 Function Hose Kit (for Tractors with MMV) - MSL with Multi-Coupler 4 All Puma Models: Puma 130-230 Tier 4A; Puma 125-215 Tier 3; Magnum 180-225 Tier 4A; and Discontinued Puma 115; Magnum 180-225 Tier3	23 LB	\$732.00
	713628006	2FUNC MMV HSE KT NSL 2 Function Hose Kit (for Tractors with MMV) - NSL All Puma Models: Puma 130-230 Tier 4A; Puma 125-215 Tier 3; Magnum 180-225 Tier 4A; and Discontinued Puma 115; Magnum 180-225 Tier 3	23 LB	\$500.00

3 Function "Live" Hose Kit

	713603006	3 Func Live Hose Kit 713603 3rd function "Live" hose kit - MSL (Required to utilize 3rd slice and operate grapples, etc) with Multi-Coupler +2	17 LB	\$518.00
--	-----------	---	-------	----------

**L765 FRONT LOADER
US PRICE LIST**

(Ex Works Nearest Depot)

	730681016	3 Func Live Hose Kit 730681 3rd function "Live" hose kit - NSL (Required to utilize 3rd slice and operate grapples, etc)	17 LB	\$289.00
--	-----------	--	-------	----------

3 Function Hose Kit

	713610006	3FUNC MMV HOSE KT 713610 3 Function Hose Kit (for Tractors with MMV) - MSL with Multi-Coupler 4 + 2 for Tier 3 Maxxum 110, 115, 120, 125, 130, and 140; and Discontinued MXU100 - 135	26 LB	\$885.00
	713613006	3 Func MMV Hose Kit 713613 3 Function Hose Kit (for Tractors with MMV) - MSL with Multi-Coupler 4 + 2 All Puma Models: Puma 130-230 Tier 4A; Puma 125-215 Tier 3; Magnum 180-225 Tier 4A; and Discontinued Puma 115; Magnum 180-225 Tier 3	26 LB	\$885.00
	713629006	3FUNC MMV HSE KT NSL 3 Function Hose Kit (for Tractors with MMV) - NSL All Puma Models: Puma 130-230 Tier 4A; Puma 125-215 Tier 3; Magnum 180-225 Tier 4A; and Discontinued Puma 115; Magnum 180-225 Tier 3	26 LB	\$692.00

Adaptor Kits

	713630006	Multi-Coupler 4 Adapt Kit w/7 pin Allows L700 Series Loader to connect to the L705 Series with Multi-Coupler	10 LB	\$596.00
	713631006	4 Coupler Adapt Kit 7 Pin Allows L700 Series Loader to connect to the L705 Series with individual QD's	10 LB	\$156.00
	713632006	Adapt Kit w/4P Coupler Allows L705 Series Loader to connect to the L700 Series with individual QD's	10 LB	\$156.00

HD Silage King bucket and Grap

	717459006	63" Wide 31 Cu.Fthd Silage Ki 1.12 yd volume.	1,279 LB	\$3,552.00
	717460006	71" Wide 35 Cu.Fthd Silage Ki 1.31 yd volume.	1,345 LB	\$4,061.00
	717461006	HD "Silage King" Fork and Grapple - 79" 1.44 yd volume.	1,444 LB	\$4,567.00

Heavy-duty King Block Cutter

	717472016	75" Wide 40 Cu.Ft. Closed Sided NON CORE Euro Style - 75" 40 cu. ft.	1,380 LB	\$7,647.00
	717473016	Silage King 717473 NON CORE Euro Style - 59" 32 cu. ft.	1,590 LB	\$9,684.00

Pallet Fork Bale Spear

	717450006	Attachment, Bale Spike CORE Euro Style - Pallet Fork Bale Spear Attachment	53 LB	\$628.00
--	-----------	---	-------	----------

**L765 FRONT LOADER
US PRICE LIST**

(Ex Works Nearest Depot)

Silage King bucket and Grapple

	717454006	67" 31cu ft Silage Bucket and Grapple	795 LB		\$3,714.00
	717455006	75" 35cu ft Silage Bucket and Grapple	850 LB		\$3,769.00
	717456006	83" 39cu ft Silage Bucket and Grapple	930 LB		\$4,434.00
	717457006	91" 42cu ft Silage Bucket and Grapple	985 LB		\$4,712.00
	717458006	98" 46cu ft Silage Bucket and Grapple	1,050 LB		\$5,432.00

L775 FRONT LOADER
US PRICE LIST

(Ex Works Nearest Depot)
Standard Equipment

STANDARD FEATURES:

Euro Style Quick-Attach design
4-Bar bucket linkage
Bucket level indicator
Parking stand
Grille guard (included with front
mounting brackets)
MSL loader equipped with Single Lever
Multi-Coupler 4

SPECIFICATIONS:

See Chart for specifications



Specifications Chart L775

Loader Type	L775
Hydraulic flow - liters/min (GPM)	MSL 120 (32)
Rated hydraulic pressure - Bar (PSI)	190 bar (2755)
Tractor Used On	Puma 170/170 CVT, 185/185 CVT, Puma 200/200 CVT 215/215 CVT Puma 230 CVT
Loader specifications are subject to change and may vary based on tractor model, hydraulic system and tire size.	
Boom Cylinder Fulchrum	
Maximum Lift Height @ Pivot Pin: mm (in):	4530(178.3)
Max Lift Height under bucket in Level position: mm (in):	4220(166.1)
Dump Clearance mm (in.)	3560(140.2)
Digging Depth mm (in):	160(6.3)
<u>Lift Capacity (Bucket center) kg (lbs):</u>	
Lift Capacity Max Height @ pivot pins kg (lbs):	2810(6195)
Lift Capacity Max Height @ 800mm kg (lbs):	2490(549)
Lift Capacity @ 59 in high @ pivot pins kg (lbs):	2920(6438)
Lift Capacity @ 59 in high @ 800 mm kg (lbs):	2698(5948)
Boom Breakout force @ pivot pins kg (lbs):	3290(7253)
Boom Breakout force @ 800 mm kg (lbs):	2820(6217)
Bucket Rollback force @ max height kg (lbs)	2920(6438)
Bucket Rollback force @ ground level kg (lbs)	4370(9634)
Reach @ maximum lift mm (in):	820(32.3)
Reach @ ground level mm (in):	2870 (112.9)
Bucket Rollback angle (degrees):	43
Bucket Dump angle (degrees):	52
Raise time to full height (No load)	3.9
Lower time (No load)	2.8
Bucket dump time	2.47
Bucket rollback	2.47
Recommended minimum rear Ballast - Kg. (lbs)	370 (815)
25% GVW (loaded) on rear axle	

**L775 FRONT LOADER
US PRICE LIST**

(Ex Works Nearest Depot)

Models

COMMERCIAL MODEL	MODEL	Weight	List Price
L775 FRONT LOADER	L775	3,060 LB	\$9,339.00

**L775 FRONT LOADER FOR
PUMA 170 - 230 TIER 4A TRACTORS
DISCONTINUED PUMA 195 - 225 TIER 3 TRACTORS**

Factory Supplied Options

Order Code	Description	Weight	List Price
BASE UNIT			
SD_01001 BASE UNIT			
Mechanical Self Leveling			
726397	MSL 726397 CORE - Euro Style Quick Attach Loader with Single Lever Multi-Coupler 4 90mm Bucket Rams WITH Mechanical Self-leveling		No Charge
726398	MSL 100MM BKT RAMS 726398 CORE - Euro Style Quick Attach Loader with Single Lever Multi-Coupler 4+2, Live 3rd, Soft Ride 100mm Bucket Rams WITH Mechanical Self-leveling		\$854.00
BRACKETS			
FRONT BRACKETS AND SUBFRAMES			
SD_N5701 HITCH AND SUBFRAME			
XN5701X	No front mounting brackets		No Charge
715451	Front mounting brackets 715451 Front Mounting Brackets (for Loader Ready Tractors) for LWB Puma 165-230 Tier 3 and Tier 4A; (Includes Grill Guard)		\$2,640.00
715460	Front mounting brackets 715460 Discontinued MXM120, 130, 140, 155, 175, 195 190		\$2,711.00
TPS Mounting System			
730784	CCM Subframe GG T4 730784 TPS Subframe Set for LWB Puma 165-230 Tier 3 and Tier 4A; (Includes Grill Guard)		\$3,062.00

**L775 FRONT LOADER
US PRICE LIST**

(Ex Works Nearest Depot)

		730866	CCM Subframe T4 Vertical GG TPS Vertical Bracket (for Loader Ready Tractors) for LWB Puma 165-230 Tier 3 and Tier 4A; (Includes Grill Guard)		\$1,787.00
--	--	--------	--	--	------------

REAR BRACKETS

SD_N5802 REAR BRACKETS					
		XN5802X	No Rear Mounting Brackets		No Charge

HYDRAULICS

HOSE KITS

SD_20078 HOSE KIT					
		X20078X	No hydraulic hose kit		No Charge

2 Function Hose Kit

		713628	2 Func MMV Hose Kit NSL 713628 2 Function Hose Kit (for Tractors with MMV) - NSL All Puma Models: Puma 130-230 Tier 4A; Puma 125-215 Tier 3; Magnum 180-225 Tier 4A; and Discontinued Puma 115; Magnum 180-225 Tier 3		\$500.00
--	--	--------	---	--	----------

		713612	2 Func MMV Hose Kit MC4 713612 2 Function Hose Kit (for Tractors with MMV) - MSL with Multi-Coupler 4 All Puma Models: Puma 130-230 Tier 4A; Puma 125-215 Tier 3; Magnum 180-240 Tier 4B/Final; and Discontinued Puma 115; Magnum 180-225 Tier3 and Tier 4A		\$732.00
--	--	--------	---	--	----------

3 Function Hose Kit

		713629	3 Func MMV Hose Kit NSL 713629 3 Function Hose Kit (for Tractors with MMV) - NSL All Puma Models: Puma 130-230 Tier 4A; Puma 125-215 Tier 3; Magnum 180-225 Tier 4A; and Discontinued Puma 115; Magnum 180-225 Tier 3		\$692.00
--	--	--------	---	--	----------

		713613	3 Func MMV Hse KitMC4/2 713613 3 Function Hose Kit (for Tractors with MMV) - MSL with Multi-Coupler 4 + 2 All Puma Models: Puma 130-230 Tier 4A; Puma 125-215 Tier 3; Magnum 180-240 Tier 4B/Final; and Discontinued Puma 115; Magnum 180-225 Tier3 and Tier 4A		\$885.00
--	--	--------	---	--	----------

OTHERS

SD_20017 THIRD FUNCTION					
		X20017X	No Third Function		No Charge

**L775 FRONT LOADER
US PRICE LIST**

(Ex Works Nearest Depot)

	717698	Diverter Valve Kit. 3 function Solenoid valve controlled by joystick mounted button which diverts oil flow from the bucket circuit to front-mounted hydraulic implements (Requires Joystick Adapting Kit 713627 for Farmall C, Farmall U, JXC, JXU and Maxxum Tractors)		\$736.00
--	--------	---	--	----------

SD_20018 3 FUN LIVE HOSE KIT

	X20018X	No 3rd Func Live hose kit		No Charge
	713604	3Func Live hose kit MC2 713604 3rd function "Live" hose kit (Required to utilize 3rd slice and operate grapples, etc) with Multi-Coupler +2		\$518.00

SD_N6004 SINGLE LEVER MULTI-COUPLER

4 Coupler Quick Connect				
	XN6004X	No 4 Coupler quick connect		No Charge

SD_N6010 FOURTH FUNCTION

	XN6010X	No Fourth Function		No Charge
	713608	Opt 4th Func ElectricHy 713608 Optional 4th function, 3/8 in line connection, electrohydraulic kit (requires 3rd function kit also) L735-775		\$736.00

SD_N6016 ELECT HANDLE KIT

	XN6016X	No Electric Handle Kit		No Charge
Cab Joystick Control				
	713627	Electric Handle Kit Joystick adapting kit for electrical controlled loader options. Includes new knob with push button and required wiring for implement selection. Requires 3rd Function Electro-hydraulic kit 717698(006) or Electric Shut-off for Soft-Ride kit 717521(016) Not required with Loader Mounted Valve Kits 717543(016), 730800(006), 730801(006), 730802(006), 730807(006), or 730808(006).		\$163.00

SOFT RIDE

SD_N6014 SOFTRIDE OPTION

Soft Ride Option				
	XN6014X	No Soft Ride Kit		No Charge
	713624	Soft Ride 713624		\$848.00

**L775 FRONT LOADER
US PRICE LIST**

(Ex Works Nearest Depot)

SOFT RIDE ELECTRICAL CONTROL

SD_N6013 SOFTRIDE ELECTRIC SHUTOFF

Soft Ride Electric Shut Off			
	XN6013X	No Soft Ride Electric Shut Off	No Charge
	717521	Soft Ride Elec Shutoff Kit (on / off activation from cab) Optional alternative to standard valve in soft ride kit REQUIREMENTS - If loader is ordered with Soft Ride: - AND 3rd,4th,or Hydraulic Impl.Lock > 713626 (006) REQUIRED. - BUT NO OTHER electrical option > 713627 (006) is REQUIRED.	\$384.00

SD_N6015 ELECT SWITCH SET

Soft Ride Electric Switch			
	XN6015X	No Soft Ride electric switch	No Charge
	713626	Soft Ride electric switch set Requires Joystick Adapting Kit 713627 (006) and Soft Ride Elec Shutoff Kit 717521 (016) when loader is ordered with Soft ride and 3rd, 4th, or Hydraulic Impl. Lock.	\$163.00

HYDRAULIC IMPLEMENT LOCK

SD_N6003 HYD FACEPLATE IMP LOCK EURO

Hyd Attachment Disconnect/Lock			
	XN6003X	No Hyd Lock for Quick-Attach	No Charge
	713635	Hyd Implement Lock Euro Hydraulic (Faceplate) Implement lock EURO Style (Provides easy connect/disconnect of buckets) To be used with 3rd function Diverter Valve which includes separate push and hold button that actuate the lock Not for use with Skid Steer Style Quick Attach.	\$466.00
	713661	HYD IMP LOCK-713661 Hydraulic (Faceplate) Implement lock EURO Style (Provides easy connect/disconnect of buckets) To be used with 3rd function "Live" hose kit Not for use with Skid Steer Style Quick Attach.	\$475.00

LOADER BUCKETS AND ATTACHMENTS

MATERIAL BUCKETS

SD_N5202 102" HD BUCKET

Heavy-duty Material Buckets			
	XN5202X	No 102" HD Mat - Euro Bucket	No Charge

**L775 FRONT LOADER
US PRICE LIST**

(Ex Works Nearest Depot)

	717426	102" HD Mat - Euro Bucket CORE - Heavy-duty material bucket 1.11 yd struck, 1.35 yd. heaped		\$2,517.00
--	--------	---	--	------------

SD_N5205 102" HD RND BALE KING BKT ONLY

Heavy-duty Grapple Buckets.				
	XN5205X	No 102" Wide HD Bucket		No Charge
	717505	102" Wide HD Bucket NON CORE Euro Style 102", "Round Bale King", bucket only, 1.35 yd heaped capacity with grapple mounting brackets "Grapple Ready"		\$2,686.00

SD_N5253 83" HD MAT BUCKET EUROSTYLE

Heavy-duty Material Buckets				
	XN5253X	No 83" HD Mat bkt Euro Style		No Charge
	717424	83" HD Mat bucket Euro Style CORE - Heavy-duty material bucket 0.90 yd struck capacity, 1.07 yd. heaped capacity		\$1,501.00

SD_N5266 85" HEAVY-DUTY GRADING BUCKET

Heavy-duty Grading Bucket				
	XN5266X	No 85" HD Grading bkt Euro St		No Charge
	717436	85" HD Grading bkt Euro Style Euro Style Heavy-duty grading bucket 0.79 yd struck capacity, 0.85 yd heaped capacity		\$1,484.00

SD_N5270 91" HIGH TIPPING BUCKET

High Tipping Bucket				
	XN5270X	No 91" High Tipping Bucket		No Charge
	717435	91" High Tipping Bucket 2.16 yd struck capacity, 2.62 yd. heaped capacity		\$5,725.00

SD_N5271 95" HD BUCKET

Heavy-duty Material Buckets				
	XN5271X	No 95" Heavy-duty Mat Euro Bkt		No Charge
	717425	95" Heavy-duty Mat Euro Bucket CORE -- Euro Style 95" Heavy-duty material bucket 95 in. - 1.03 yd struck, 1.24 yd. heaped		\$2,121.00

SD_N5272 95" STD MATERIAL BUCKET

Standard Material Buckets				
	XN5272X	No 95" Std Mat bkt Euro Style		No Charge
	717421	95" Standard Mat bkt Euro Styl CORE - Euro Style 95" Standard material bucket 1.03 yd struck, 1.24 yd. heaped capacity		\$1,696.00

**L775 FRONT LOADER
US PRICE LIST**

(Ex Works Nearest Depot)

SD_N5276 95" HD RDBALE KING BUCKET ONLY

Heavy-duty Grapple Buckets			
	XN5276X	No 95" Wide HD Bucket	No Charge
	717504	95" Wide HD Bucket NON CORE Euro Style 95", "Round Bale King", bucket only, 1.03 yd struck capacity, 1.24 heaped capacity with grapple mounting brackets "Grapple Ready"	\$2,450.00

BUCKETS WITH TEETH

SD_N5254 83" HD BUCKET W/ HD TEETH

HD Material Buckets with Teeth			
	XN5254X	No 83" HD Bkt w/teeth Euro St	No Charge
	717430	83" HD Bkt w/teeth Euro Style Euro Style 83" Heavy-duty bucket with teeth 0.90 yd struck capacity, 1.07 yd. heaped capacity	\$1,597.00

GRAPPLE BUCKETS

SD_N5206 102" HD BUCKET GRAPPLE W/TINES

HD Bucket, Grapple and Tines			
	XN5206X	No 102" HD Euro Bkt/Gple/Tines	No Charge
	717496	102" HD Euro Bkt/Grapple/Tines CORE - Euro Style 102", "Round Bale King" bucket and grapple with tines 1.11 yd struck capacity, 1.35 yd. heaped capacity	\$5,440.00

SD_N5207 102" HD BUCKET/GRAPPLE

Heavy-duty Bucket with Grapple			
	XN5207X	No 102" HD Bucket w/Grapple	No Charge
	717502	102" HD Bucket w/grapple CORE - Euro Style 102", "Round Bale King" bucket and grapple 1.11 yd struck capacity, 1.35 yd. heaped capacity	\$5,203.00

SD_N5274 95" HD BUCKET/GRAPPLE W/ TINES

HD Bucket, Grapple and Tines			
	XN5274X	No 95" HD Bkt w/Grapple/ Tines	No Charge
	717495	95" HD Bkt w/ Grapple/ Tines CORE - Euro Style 95", "Round Bale King" bucket and grapple with tines 1.03 yd struck capacity, 1.24 yd. heaped capacity	\$5,043.00

SD_N5277 95" HD BUCKET/GRAPPLE

Heavy-duty Bucket with Grapple			
	XN5277X	No 95" Heavy Duty Bkt w/Grappl	No Charge

**L775 FRONT LOADER
US PRICE LIST**

(Ex Works Nearest Depot)

	717501	95" Heavy Duty Bkt w/ Grapple CORE - Euro Style 95", "Round Bale King" bucket and grapple 1.03 yd struck capacity, 1.24 yd. heaped capacity		\$4,910.00
--	--------	---	--	------------

GRAPPLE

SD_29005 BACK SCREEN F/ROUND BALE KING				
Back Screen F/Round Bale King				
	X29005X	No Back Screen for Round Bale		No Charge
	717509	Back Screen for Round Bale CORE - "Round Bale King" buckets and grapple		\$297.00

SD_29013 BUCKET TINE SET 1 TINE				
Bucket Tine Set				
	X29013X	No bucket tine set with holder		No Charge
	717512	Bucket tine set with holder 1 tine and weld-on holder		\$1,003.00

SD_29014 BKT TINE SET F/BKT W/ HOLDER				
Bucket Tine				
	X29014X	No Bucket Tine - 1 Tine		No Charge
	717511	Bucket Tine - 1 Tine For buckets equipped with tine holder		\$83.00

SD_29019 BOLT ON GRAPPLE KIT EURO STYLE				
Bolt-on Grapple Kit Euro Style				
	X29019X	No grapple assembly		No Charge
	717548	Bolt-on grapple kit Euro style "Round Bale King" Heavy Duty Grapple For 83" or 95" "Round Bale King" or heavy-duty buckets. Requires 3rd function to operate grapple. Kit includes grapple brackets to be welded onto back of heavy-duty buckets, if required.		\$2,956.00

SD_29020 GRAPPLE CLAW F/RB KING				
Grapple Claw for RB King				
	X29020X	No Replacement Grapple / Claw		No Charge
	717510	Replacement Grapple / Claw 1 only - for "Round Bale King" grapple		\$130.00

HIGH VOLUME BUCKETS

SD_N5204 102" HI CAP MATERIAL BUCKET				
High Vol Light Mat'l Buckets				
	XN5204X	No 102" High Capacity Bucket		No Charge

**L775 FRONT LOADER
US PRICE LIST**

(Ex Works Nearest Depot)

	717434	102" High Capacity Bucket NON CORE High capacity material bucket 2.01 yd struck, 2.42 yd. heaped capacity		\$2,960.00
--	--------	---	--	------------

SD_N5257 83" WIDE 53CU FT HDHV

	XN5257X	No 83" 53 CuFt		No Charge
	424991	83" 53 CuFt HD 424991 NON CORE - Euro Style - 83" heavy duty high volume 1.62 yd struck capacity, 1.96 yd heaped capacity		\$2,328.00

SD_N5268 87" HIGH CAP MAT BUCKET

	XN5268X	No 87" HC Mat bucket Euro Sty		No Charge
	717432	87" HC Mat bucket Euro Sty CORE - Euro Style 87" High capacity material bucket 1.39 yd struck capacity, 1.67 yd. heaped capacity		\$1,594.00

SD_N5273 95" HI CAP BUCKET

	XN5273X	No 95" HC material Euro Bkt		No Charge
	717433	95" HC material Euro Bkt CORE -- Euro Style 95" High capacity material bucket 1.86 yd struck, 2.22 yd. heaped		\$2,549.00

BALE FORK

SD_N5343 BALE FRK WITH BACK STOP

Bale Fork with Back Stop

	XN5343X	No Bale Fork w Back Stop		No Charge
	730843	Bale Fork w_Back Stop EUR Standard Square Bale Fork - EURO Style Includes 2 Tines – Adjustable Spacing from 31.5" to 51" (Up to 5 Tines can be installed)		\$1,110.00

SILAGE HANDLING

SD_N5342 102" POWER GRAB

PowerGrab

	XN5342X	No 102" PowerGrab		No Charge
	717733	102" PowerGrab 102" Heavy-duty "Silage King" Bucket and Extreme Duty Grapple 1.70 yd volume		\$7,456.00

PALLET FORKS

SD_N5303 47" FORK (55"WIDE 5500LB)

Pallet Forks

	XN5303X	No 47" Pallet fork		No Charge
	717448	47" PF, 55" wide, 5500 lb. cap CORE Euro Style - 55" wide Pallet fork 5500 lb. capacity		\$2,083.00

**L775 FRONT LOADER
US PRICE LIST**

(Ex Works Nearest Depot)

OTHER

SD_29016 BALLAST BOX

Ballast Box			
	X29016X	No Ballast Box - 2200 lbs.	No Charge
	717506	Ballast Box - 2200 lbs. CORE - Ballasting box for 3-point hitch category II capacity 1924 lbs. for total maximum weight of 2200 lbs.	\$931.00

FACTORY SUPPLIED ACCESSORIES - LOADERS

BALE MOVING EQUIPMENT

SD_29008 BALE SPEAR

Bale Spike			
	X29008X	No Bale spear Euro Style	No Charge
	717485	Bale Spear - Euro Style 1 long tine and 1 short tine maintains bale control	\$788.00

SD_29023 HD SILOSPLIT

HD Bale Split Attachment			
	X29023X	No Heavy-duty bale split attac	No Charge
	717484	Heavy-duty bale split attach	\$1,432.00

SD_29033 HD BALE GRIP 79"

HD Bale Grip			
	X29033X	No 79" Heavy-duty Bale grip	No Charge
	717475	79" Heavy-duty Bale grip 79" maximum bale size Includes back stop extension	\$2,725.00

SD_N5218 55" WIDE 2 TINE SQBL FORK

55 in. Square Bale Fork			
	XN5218X	No 55" Square bale fork	No Charge
	717488	55" Square bale fork - 2 tines Deluxe Square Bale Fork - EURO Style Includes 2 Tines - Can Be Tilted Up for Transport (Up to 5 Tines can be installed)	\$1,597.00

SD_N5317 75" SQBL FORK 5 LONG TINES

75 in. Square Bale Fork			
	XN5317X	No 75" Square bale fork	No Charge
	717489	75" Sq Bale Fork -5 long tines Deluxe Square Bale Fork - EURO Style Includes 5 Tines - Can Be Tilted Up for Transport	\$2,353.00

**L775 FRONT LOADER
US PRICE LIST**

(Ex Works Nearest Depot)

SD_N5327 BIG BAG LIFTER FOR SQBALE FORK

Big Bag Lifter for SqBale Fork			
	XN5327X	No Big bag lifter	No Charge
	717491	Big bag lifter for Sqbale fork Large Bag Lifter Extension – Adjustable Height for Deluxe Square Bale Forks 717488 or 717489	\$249.00

SD_N5328 BALE FORK BACK EXTENSION SET

Bale Fork Back Extension			
	XN5328X	No Bale fork back extension	No Charge
	717487	Bale fork back extension set U-shaped Bolt-on Vertical Rear Extension – 42” for Standard Square Bale Forks 730842 or 730843	\$305.00
	717490	Sq bale fork back extension Center Mounted Vertical Rear Bale Extension – Adjustable Height for Deluxe Square Bale Forks 717488 or 717489	\$249.00

SILAGE HANDLING EQUIPMENT

SD_N5315 75" SILAGE KING FORK/GRAPPLE

HD "Silage King" Fork/Grapple			
	XN5315X	No 75" "Silage King" fork/grap	No Charge
	717465	75" "Silage King" fork/grapple 75" "Silage King" Fork and Grapple 1.32 yd volume	\$3,641.00

SD_N5321 91" SILAGEKING FORK/GRAPPLE

HD "Silage King" Fork/Grappl			
	XN5321X	No 91" "Silage King" fork	No Charge
	717467	91" "Silage King" fork 91" "Silage King" Fork and Grapple 1.60 yd volume	\$4,330.00

SD_N5323 98" SILAGE KING FORK/GRAPPLE

HD "Silage King" Fork/Grapple			
	XN5323X	No 98" "Silage King" Fork	No Charge
	717468	98" "Silage King" Fork 98" "Silage King" Fork and Grapple 1.74 yd. volume	\$4,712.00

SD_N5339 73" POWER GRAB

PowerGrab			
	XN5339X	No 73" PowerGrab	No Charge
	717730	73" PowerGrab 73" Heavy-duty "Silage King" Bucket and Extreme Duty Grapple 1.1 yd volume	\$5,920.00

**L775 FRONT LOADER
US PRICE LIST**

(Ex Works Nearest Depot)

SD_N5340 83" POWER GRAB

		XN5340X	No 83" PowerGrab		No Charge
		717731	83" PowerGrab 83" Heavy-duty "Silage King" Bucket and Extreme Duty Grapple 1.50 yd volume		\$6,331.00

SD_N5341 95" POWER GRAB

		XN5341X	No 95" PowerGrab		No Charge
		717732	95" PowerGrab 95" Heavy-duty "Silage King" Bucket and Extreme Duty Grapple 1.70 yd volume		\$6,792.00

SD_N5357 83"HD SILAGE KING FORK/GRAPPLE

HD "Silage King" Fork					
		XN5357X	No 83" "Silage King" Fork		No Charge
		717466	83" "Silage King" Fork 83" "Silage King" Fork and Grapple 1.45 yd volume		\$3,985.00

MANURE MANAGEMENT ATTACHMENTS

SD_N5320 90" MANURE FORK 12 TINES

Manure Forks					
		XN5320X	No 90" Manure fork - 12 Tines		No Charge
		717441	90" Manure fork - 12 Tines		\$1,464.00

PALLET FORKS AND ACCESSORIES

SD_N5331 PALLET FORK LIFT ARM FOR BAGS

Pallet Fork Lift Arm for Bags					
		XN5331X	No Pall fork lift arm for bags		No Charge
		717451	Pallet fork lift arm for bags Extended lift arm "Bag Lifter" for fertilizer bags Requires 717447 or 717448		\$1,151.00

SD_N5332 LOG GRAPPLE FOR PALLET FORKS

Log Grapple for Pallet Forks					
		XN5332X	No Log grapple		No Charge
		717449	Log grapple For all pallet forks Requires 717447 or 717448		\$1,691.00

MISCELLANEOUS

SD_N6011 QUICK CNCT FASTSNAP LDR COMP

Quick Coupler Loader Comp					
		XN6011X	No quick connect		No Charge

**L775 FRONT LOADER
US PRICE LIST**

(Ex Works Nearest Depot)

	717561	Quick connect loader Release for fast and simple connection of IMPLEMENT hydraulics - loader component. Requires 3rd function capability.		\$493.00
--	--------	---	--	----------

SD_N6012 QUICK CNCT FASTSNAP IMP COMP

	XN6012X	No quick connect		No Charge
	717562	Quick connect implement Release for fast and simple connection of IMPLEMENT hydraulics - implement component. Requires 3rd function capability.		\$278.00

OTHER EQUIPMENT - LOA

BALE MOVING EQUIPMENT (EURO STYLE QUICK-ATTACH)

SD_29007 HD PLASTIC WRP BALEGRIP 23-80"

HD Plastic Wrap Bale Grip				
	X29007X	No plastic wrap bale grip		No Charge
	717480	HD plastic wrapped bale grip Heavy-duty round or square plastic wrapped bale grip 23" to 80" bale size		\$4,160.00

SD_29009 BALE SUPPORT

Bale Support				
	X29009X	No Bale support		No Charge
	717479	Bale support For combo bale / pallet fork. Requires Factory Supplied Accessory 717478		\$719.00

SD_29030 HD BALE GRIP 63" FL

Heavy-duty Bale Grip				
	X29030X	No 63" Heavy-duty bale grip		No Charge
	717474	63" Heavy-duty bale grip 63" maximum bale size. Includes back stop extension		\$2,509.00

SD_29031 BALE GRIP 63" UNIV

Bale Grip - 63 in.				
	X29031X	No 63" Universal bale grip		No Charge
	717477	63" Universal bale grip 63" Maximum bale size		\$2,280.00

SD_29032 COMBO BALE/PALLET FORK 71"

Combo Bale / Pallet Fork				
	X29032X	No 71" Combo bale /pallet fork		No Charge
	717478	71" Combo bale /pallet fork 71" maximum bale size		\$2,373.00

**L775 FRONT LOADER
US PRICE LIST**

(Ex Works Nearest Depot)

SPECIALTY (EURO STYLE)

SD_29001 3-POINT LINKAGE F/A

3-Point Linkage			
	X29001X	No 3-Point Linkage	No Charge
	717507	3-Point Linkage Connect front loader tools to tractor 3-point	\$754.00

SD_N5319 79" ROCK FORK 3" SPACING

Rock Forks			
	XN5319X	No 79" Rock fork / 3" spacing	No Charge
	717445	79" Rock fork / 3" spacing	\$2,598.00

MISCELLANEOUS

SD_29045 WELD-ON HOOK SET EURO STYLE

Weld-on Hook Set Euro Style			
	X29045X	No weld-on adapter brackets	No Charge
	717508	Weld-on adapter brackets To convert customer supplied accessories to the quick attach type.	\$211.00

**L775 FRONT LOADER
US PRICE LIST**

**(Ex Works Nearest Depot)
Factory Supplied Attachments**

Order Code	Description	Weight	List Price
Rear Mounting Brackets			
730653006	Rear Brackets For Discontinued MXM120, 130, 140, 155, 175, 190	265 LB	\$568.00
Front Mounting Brackets			
715451116	Front subframe set Front Mounting Brackets (for Loader Ready Tractors) for LWB Puma 165-230 Tier 3 and Tier 4A; (Includes Grill Guard)	1,175 LB	\$2,640.00
715460006	Front bracket Discontinued MXM120, 130, 140, 155, 175, 195 190	794 LB	\$2,712.00
TPS Mounting System			
730784006	CCM Subframe w/ Grill Guard TPS Subframe Set for LWB Puma 165-230 Tier 3 and Tier 4A; (Includes Grill Guard)	920 LB	\$3,062.00
730866006	CCM SFRAME T4 VRT W GR GD TPS Vertical Bracket (for Loader Ready Tractors) for LWB Puma 165-230 Tier 3 and Tier 4A; (Includes Grill Guard)	620 LB	\$1,787.00
Third Function with Diverter			
717698006	3rd function, electro-hydraulic kit (Solenoid valve controlled by joystick mounted button which diverts oil flow from the bucket circuit to front-mounted hydraulic implements). Required for grapple operation and other miscellaneous hydraulic attachments. Requires Joystick Adapting Kit 713627 (006) for Farmall C, Farmall U, JXC, JXU and Maxxum Tractors.	12 LB	\$736.00
Fourth function			
713608006	4 Func Electrohydraulic Kit - 713608 Optional 4th function, 3/8 in line connection, electrohydraulic kit (requires 3rd function kit also) L735-775	10 LB	\$736.00
Cab Joystick Control			
713627006	Electric Handle Set Joystick adapting kit for electrical controlled loader options. Includes new knob with push button and required wiring for implement selection. Requires 3rd Function Electro-hydraulic kit 717698(006) or Electric Shut-off for Soft-Ride kit 717521(016) Not required with Loader Mounted Valve Kits 717543(016), 730800(006), 730801(006), 730802(006), 730807(006), or 730808(006).	10 LB	\$163.00

**L775 FRONT LOADER
US PRICE LIST**

(Ex Works Nearest Depot)

Soft Ride Elec Shut Off

	717521016	Soft Ride Electric Shut Off Kit (on / off activation from cab) Optional alternative to standard valve in soft ride kit REQUIREMENTS - If loader is ordered with Soft Ride: - AND 3rd,4th,or Hydraulic Impl.Lock > 713626 (006) REQUIRED. - BUT NO OTHER electrical option > 713627 (006) is REQUIRED.	2 LB	\$374.00
	713626006	Soft Ride Elec Shut Off Kit Requires Joystick Adapting Kit 713627 (006) and Soft Ride Elec Shutoff Kit 717521 (016) when loader is ordered with Soft ride and 3rd, 4th, or Hydraulic Impl. Lock.	2 LB	\$163.00

Quick Attach for Euro Style

	713635006	;YD FP LK EURO 713635 Hydraulic (Faceplate) Implement lock EURO Style (Provides easy connect/disconnect of buckets) To be used with 3rd function Diverter Valve which includes separate push and hold button that actuate the lock Not for use with Skid Steer Style Quick Attach. For L745/L755/L765/L775	19 LB	\$466.00
--	-----------	--	-------	----------

Heavy-duty Material Buckets

	717424006	83" Wide 29 Cu. Ft. hd material bucket CORE Euro Style - 83" 29 cu. ft heavy duty material bucket 0.90 yd struck capacity, 1.07 yd heaped capacity For L725, L735, L745, L755, L765, L775 and L785.	697 LB	\$1,501.00
	717425006	95" Wide 34 Cu. Ft. HD material bucket CORE Euro Style - 95" 34 cu. ft heavy duty material bucket 1.03 yd struck capacity, 1.24 yd heaped capacity For L755, L765, L775 and L785.	816 LB	\$2,121.00
	717426006	102" Wide 36 Cu. Ft. HD material bucket CORE Euro Style - 102" 36 cu. ft heavy duty material bucket 1.11 yd struck capacity, 1.35 yd heaped capacity For L755, L765, L775 and L785.	875 LB	\$2,517.00

Heavy-duty Grading Bucket

	717436006	85" Wide 23 Cu. Ft. heavy duty grading NON CORE Euro Style - 85" 23 cu. ft. 0.85 yd heaped capacity	752 LB	\$1,484.00
--	-----------	--	--------	------------

Heavy-Duty with Teeth

	717430006	83" Wide 29 Cu. Ft. HD material bucket NON CORE Euro Style - 83" 29 cu. ft. heavy duty material bucket with teeth 0.90 yd struck capacity, 1.07 yd heaped capacity. For L725, L735, L745, L755, L765, L775 and L785.	573 LB	\$1,596.00
--	-----------	--	--------	------------

Back Screen Round Bale King

	717509006	Back screen for Rd Bale King Bkt/Grapple CORE Euro Style	66 LB	\$297.00
--	-----------	---	-------	----------

Bucket Tine Set

	717512006	Bucket tine set and weld-on holders CORE Euro Style	20 LB	\$100.00
--	-----------	--	-------	----------

**L775 FRONT LOADER
US PRICE LIST**

(Ex Works Nearest Depot)

	717511006	Bucket tine - 1 tine for bkts w/tne hold CORE Euro Style Replacement tine for buckets equipped with weld-on tine holder 717512 (600)	20 LB	\$83.00
--	-----------	---	-------	---------

HD Bolt-on Grapple Kit Euro

	717548006	Grapple assembly kit for "Rd Bale King" "Round Bale King" Heavy Duty Grapple For 83 in. or 95 in. "Round Bale King" or heavy-duty buckets. Requires 3rd function to operate grapple. Kit includes grapple brackets to be welded onto back of heavy-duty buckets, if required.	551 LB	\$2,956.00
	717510006	Replacement Grapple Claw - 1 only Replacement Grapple Claw for "Round Bale King" grapple CORE Euro Style	71 LB	\$130.00

Heavy Duty High Capacity

	424991006	83" Wide 60 Cu.Ft. HD High Cap NON CORE Euro Style - 83" 60 CuFt heavy duty high volume 1.96 yd heaped capacity	932 LB	\$2,328.00
--	-----------	---	--------	------------

High Volume Lt Material Bucket

	717432006	87" Wide 45 Cu. Ft. standard high cap CORE Euro Style 87" 45 cu. ft. standard high capacity bucket 1.39 yd struck capacity, 1.67 yd heaped capacity. For L725, L735, L745, L755, L765, L775 and L785.	650 LB	\$1,594.00
	717433006	95" Wide 60 Cu. Ft. high cap Lt matl bkt CORE Euro Style - 95" High volume light material bucket - 1.86 yd struck capacity, 2.22 yd heaped capacity	913 LB	\$2,549.00
	717434006	102" Wide 65 Cu. Ft. high cap Lt matl bk CORE Euro Style - 102" High volume light material bucket - 2.01 yd struck capacity, 2.42 yd heaped capacity	979 LB	\$2,960.00

Bale Fork with Back Stop

	730843006	Bale Fork with Back Stop Euro Standard Square Bale Fork - EURO Style Includes 2 Tines - Adjustable Spacing from 31.5" to 51" (Up to 5 Tines can be installed)	181 LB	\$1,100.00
--	-----------	--	--------	------------

Bale Spear

	717485016	ATTACHMENT, BALE SPIKE CORE Euro Style - Bale Spike. 1 long tine and one short tine maintains bale control.	132 LB	\$788.00
--	-----------	---	--------	----------

Deluxe Square Bale Fork

	717488006	55" Wide 2 Tine square bale fork Deluxe Square Bale Fork - EURO Style Includes 2 Tines - Can Be Tilted Up for Transport (Up to 5 Tines can be installed)	293 LB	\$1,596.00
	717489006	75" Wide 5 Tine square bale fork Deluxe Square Bale Fork - EURO Style Includes 5 Tines - Can Be Tilted Up for Transport	370 LB	\$2,353.00

**L775 FRONT LOADER
US PRICE LIST**

(Ex Works Nearest Depot)

Big Bag Lifter

	717491006	Big bale lifter option Large Bag Lifter Extension – Adjustable Height for Deluxe Square Bale Forks 717488 or 717489	70 LB	\$249.00
--	-----------	---	-------	----------

Bale Fork Extension

	717490006	Extension set square bale Center Mounted Vertical Rear Bale Extension – Adjustable Height for Deluxe Square Bale Forks 717488 or 717489	44 LB	\$249.00
	717487006	Vertical extended back for bale fork U-shaped Bolt-on Vertical Rear Extension – 42" for Standard Square Bale Forks 730842 or 730843	93 LB	\$305.00

Combo Bale/Pallet Fork

	717479006	Bale Support Combo Bale/Pallet Fork CORE Euro Style - Bale support for combo bale and pallet fork requires combo bale and pallet fork.	100 LB	\$719.00
	717478016	Max Bale Size 71" Combo Bale 71" maximum bale size	430 LB	\$2,373.00

Heavy Duty Bale Grip

	717474006	Heavy-duty bale grip - 63" max bale size CORE Euro style heavy duty bale grip 63" max bale size	578 LB	\$2,509.00
	717475006	Heavy-duty bale grip - 79" max bale size CORE Euro Style -- Heavy duty bale grip 79" max bale size	690 LB	\$2,725.00

Standard Material Buckets

	717421006	95" Wide 34 Cu Ft std material bucket CORE Euro Style - 95" 34 cu.ft. standard material bucket 1.03 yd struck capacity, 1.24 yd heaped capacity	644 LB	\$1,696.00
--	-----------	---	--------	------------

Standard Duty Bale Grip

	717477006	Universal bale grip - 63" max bale size NON CORE Euro Style - Universal bale grip 63" maximum bale size	529 LB	\$2,280.00
--	-----------	---	--------	------------

Pallet Forks

	717448006	48" Fork and 55" Wide Pallet 5500 Euro Style -- Pallet Forks 47" fork, 55" wide 5500 lb capacity. For L725, L735, L745, L755, L765, L775 and L785.	375 LB	\$2,083.00
--	-----------	--	--------	------------

Silage King Fork and Grapple

	717465006	HD "Silage King" Fork and Grapple 75" "Silage King" Fork and Grapple 1.32 yd volume.	695 LB	\$3,641.00
--	-----------	--	--------	------------

Ballast Box

	717506006	Ballasting box for 3-pt hitch Cat II CORE	276 LB	\$931.00
--	-----------	--	--------	----------

**L775 FRONT LOADER
US PRICE LIST**

(Ex Works Nearest Depot)

High Tipping Buckets

	717435006	91" 71 Cu Ft High Tipping Bucket NON CORE Euro Style - 91" 71 cu. ft. high tipping bucket 2.16 yd struck capacity, 2.62 yd heaped capacity. For L745, L755, L765, L775 and L785.	1,060 LB	\$5,725.00
--	-----------	--	----------	------------

Manure Fork

	717441006	90" 12 tines manure CORE Euro Style - 90" 12 Tine Manure Fork	475 LB	\$1,464.00
--	-----------	--	--------	------------

Big Bag Lifter for Pallet Fork

	717451006	Extended lift arm "Bag Lifter" for fert NON CORE Euro Style - Pallet Fork Lift Arm attachment extended "bag lifter" for big bags (Fertilizer)	260 LB	\$1,151.00
--	-----------	---	--------	------------

Pallet Fork Log Grapple

	717449006	Log grapple for all pallet forks CORE Euro Style - Pallet Fork Log Grapple Attachment For L725, L735, L745, L755, L765, L775 and L785.	183 LB	\$1,691.00
--	-----------	--	--------	------------

Heavy-duty Round Bale King Bkt

	717504006	95" Wide HD "Round Bale King" Bucket NON CORE Euro Style 95", "Round Bale King", bucket only, 1.03 yd struck capacity, 1.24 heaped capacity with grapple mounting brackets "Grapple Ready"	904 LB	\$2,450.00
	717498006	95" Wide HD Bucket NON CORE Euro Style 95", "Round Bale King", buckets only, 1.03 yd struck capacity, 1.24 heaped capacity with grapple mounting brackets "Grapple Ready", includes tine holders without the tines	926 LB	\$2,724.00
	717505006	102" Heavy-duty "Round Bale King" bucket NON CORE Euro Style 102", "Round Bale King", bucket only, 1.35 yd heaped capacity with grapple mounting brackets "Grapple Ready"	968 LB	\$2,686.00
	717499006	102" Wide HD Bucket NON CORE Euro Style 102", "Round Bale King", buckets only, 1.35 yd heaped capacity with grapple mounting brackets "Grapple Ready", includes tine holders without the tines.	985 LB	\$2,993.00

Heavy-duty Bucket and Grapple

	717501006	95" Wide HD bucket and grapple assem CORE Euro Style 95", "Round Bale King" bucket and grapple assembly 1.03 yd struck capacity, 1.24 yd heaped capacity	1,323 LB	\$4,910.00
	717502006	102" HD BKT W/GRAPPLE EXT FLO CORE - Euro Style 102", "Round Bale King" bucket and grapple assembly 1.11 yd struck capacity, 1.35 yd heaped capacity	1,477 LB	\$5,203.00

**L775 FRONT LOADER
US PRICE LIST**

(Ex Works Nearest Depot)

Heavy-duty Bucket, Grapple, Tine

	717495006	95" HD bucket, grapple assm & tines CORE - Euro Style 95", "Round Bale King" bucket and grapple with tines 1.03 yd struck capacity 1.24 yd heaped capacity	1,444 LB	\$5,043.00
	717496006	102" HD bucket, grapple assm & tines CORE - Euro Style 102" "Round Bale King" bucket and grapple with tines 1.11 yd struck capacity 1.35 yd heaped capacity	1,609 LB	\$5,440.00

Bale Moving Equip (Euro Style)

	717480006	HD RD or SQ plastic wrapped bale grip CORE Euro Style --- Heavy duty round or square bale. Grip ideal for 23"-80" wrapped bales	955 LB	\$4,160.00
	717484006	Heavy-duty bale split attachment CORE --- Euro Style -- Heavy duty bale split	245 LB	\$1,432.00

Heavy-duty Silage king Fork

	717467006	91" Wide 43 Cu. Ft. Silage King 91" "Silage King" Fork and Grapple 1.60 yd volume	838 LB	\$4,330.00
	717466006	HD "Silage King" Fork and Grapple - 83" 83" "Silage King" Fork and Grapple 1.45 yd volume	830 LB	\$3,985.00
	717468006	HD "Silage King" Fork and Grapple - 98" 98" "Silage King" Fork and Grapple 1.74 yd. volume	870 LB	\$4,712.00

Heavy-duty Bucket, PowerGrab

	717730006	HD "Silage King" Bkt & PowerGrab Grapple 73" Heavy-duty "Silage King" Bucket and Extreme Duty Grapple 1.1 yd volume	1,190 LB	\$5,920.00
	717731006	HD "Silage King" Bkt & PowerGrab Grapple 83" Heavy-duty "Silage King" Bucket and Extreme Duty Grapple 1.50 yd volume		\$6,331.00
	717732006	HD "Silage King" Bkt & PowerGrab Grapple 95" Heavy-duty "Silage King" Bucket and Extreme Duty Grapple 1.70 yd volume	1,521 LB	\$6,792.00
	717733006	Powergrab 260 (102") 102" Heavy-duty "Silage King" Bucket and Extreme Duty Grapple 1.70 yd volume	1,720 LB	\$7,456.00

Stone Fork

	717445006	79" (80mm) Rock Fork w 3" spacing CORE Euro Style 79" Rock Fork	653 LB	\$2,598.00
--	-----------	--	--------	------------

**L775 FRONT LOADER
US PRICE LIST**

(Ex Works Nearest Depot)

3-Point Linkage

717507006	3-Point linkage NON CORE Euro Style	175 LB	\$754.00
-----------	--	--------	----------

Miscellaneous

717561006	EZ Change Quick Connect for (Ldr Comp) for fast and simple connection of IMPLEMENT hydraulics (loader component). Requires 3rd function capability.	11 LB	\$493.00
717562006	EZ Change Quick Connect (Impl. Comp) for fast and simple connection of IMPLEMENT hydraulics (implement component). Requires 3rd function capability.	3 LB	\$278.00
717508006	Weld-on adapter brackets CORE Euro Style	65 LB	\$211.00
715824156	Heavy Duty Grill guard Heavy Duty Grill Guard Insert for LWB Puma	50 LB	\$305.00
715824176	Grill Guard Conversion Kit Grill Guard Upright Conversion Kit for LWB Puma Required for use with HD Grill Guard Insert 715824156	143 LB	\$506.00
713624006	SOFT RIDE 713624 Soft Ride option - L775	12 LB	\$848.00
713661006	Hyd Implement Lock - Compat w/3rd Live H Hydraulic (Faceplate) Implement lock EURO Style (Provides easy connect/disconnect of buckets) To be used with 3rd function "Live" hose kit Not for use with Skid Steer Style Quick Attach. For L745/L755/L765/L775/L785	19 LB	\$475.00

2 Function Hose Kit

713612006	2 Func MMV Hose Kit 713612 2 Function Hose Kit (for Tractors with MMV) - MSL with Multi-Coupler 4 All Puma Models: Puma 130-230 Tier 4A; Puma 125-215 Tier 3; Magnum 180-225 Tier 4A; and Discontinued Puma 115; Magnum 180-225 Tier3	23 LB	\$732.00
713628006	2FUNC MMV HSE KT NSL 2 Function Hose Kit (for Tractors with MMV) - NSL All Puma Models: Puma 130-230 Tier 4A; Puma 125-215 Tier 3; Magnum 180-225 Tier 4A; and Discontinued Puma 115; Magnum 180-225 Tier 3	23 LB	\$500.00

3 Function "Live" Hose Kit

713604006	3 Func Live Hose Kit 713604 w/Multi coupler 2 (MC4) 3rd function "Live" hose kit (Required to utilize 3rd slice and operate grapples, etc.)	18 LB	\$518.00
-----------	--	-------	----------

3 Function Hose Kit

713613006	3 Func MMV Hose Kit 713613 3 Function Hose Kit (for Tractors with MMV) - MSL with Multi-Coupler 4 + 2 All Puma Models: Puma 130-230 Tier 4A; Puma 125-215 Tier 3; Magnum 180-225 Tier 4A; and Discontinued Puma 115; Magnum 180-225 Tier 3	26 LB	\$885.00
-----------	---	-------	----------

**L775 FRONT LOADER
US PRICE LIST**

(Ex Works Nearest Depot)

	713629006	3FUNC MMV HSE KT NSL 3 Function Hose Kit (for Tractors with MMV) - NSL All Puma Models: Puma 130-230 Tier 4A; Puma 125-215 Tier 3; Magnum 180-225 Tier 4A; and Discontinued Puma 115; Magnum 180-225 Tier 3	26 LB		\$692.00
--	-----------	---	-------	--	----------

Adaptor Kits

	713630006	Multi-Coupler 4 Adapt Kit w/7 pin Allows L700 Series Loader to connect to the L705 Series with Multi-Coupler	10 LB		\$596.00
	713631006	4 Coupler Adapt Kit 7 Pin Allows L700 Series Loader to connect to the L705 Series with individual QD's	10 LB		\$156.00
	713632006	Adapt Kit w/4P Coupler Allows L705 Series Loader to connect to the L700 Series with individual QD's	10 LB		\$156.00

HD Silage King bucket and Grap

	717459006	63" Wide 31 Cu.Fthd Silage Ki 1.12 yd volume.	1,279 LB		\$3,552.00
	717460006	71" Wide 35 Cu.Fthd Silage Ki 1.31 yd volume.	1,345 LB		\$4,061.00
	717461006	HD "Silage King" Fork and Grapple - 79" 1.44 yd volume.	1,444 LB		\$4,567.00

Heavy-duty King Block Cutter

	717472016	75" Wide 40 Cu.Ft. Closed Sided NON CORE Euro Style - 75" 40 cu. ft.	1,380 LB		\$7,647.00
	717473016	Silage King 717473 NON CORE Euro Style - 59" 32 cu. ft.	1,590 LB		\$9,684.00

Pallet Fork Bale Spear

	717450006	Attachment, Bale Spike CORE Euro Style - Pallet Fork Bale Spear Attachment	53 LB		\$628.00
--	-----------	---	-------	--	----------

Silage King bucket and Grapple

	717455006	75" 35cu ft Silage Bucket and Grapple	850 LB		\$3,769.00
	717456006	83" 39cu ft Silage Bucket and Grapple	930 LB		\$4,434.00
	717457006	91" 42cu ft Silage Bucket and Grapple	985 LB		\$4,712.00
	717458006	98" 46cu ft Silage Bucket and Grapple	1,050 LB		\$5,432.00

L785 FRONT LOADER
US PRICE LIST

(Ex Works Nearest Depot)
Standard Equipment

STANDARD FEATURES:

Quick attach design:

Euro Style Quick-Attach

4-Bar bucket linkage

Bucket level indicator

Parking stand

Grille guard (included with front
mounting brackets)

MSL loader equipped with Single Lever
Multi-Coupler 4

SPECIFICATIONS:

See Chart for specifications



Specifications Chart L785

	L785	L785
	MSL	MSL
Loader Type		
Hydraulic flow - liters/min (GPM)	120 (32)	120 (32)
Rated hydraulic pressure - Bar (PSI)	190 bar (2755)	200 bar (2900)
Tractor Used On	Puma 200/200 CVT Puma 215/215 CVT Puna 230 CVT	Magnum 180/180 CVT Magnum 190/190 CVT Magnum 210/ 210 CVT Magnum 225 CVT
Loader specifications are subject to change and may vary based on tractor model, hydraulic system and tire size.		
<u>Boom Cylinder Fulchrom</u>		
Maximum Lift Height @ Pivot Pin: mm (in):	4940 (194)	4870(191.7)
Max Lift Height under bucket in Level position: mm (in):	4640 (182.6)	4560(179.5)
Dump Clearance mm (in.)	3980 (156.7)	3900(153.5)
Digging Depth mm (in):	170 (6.7)	290(11.4)
<u>Lift Capacity (Bucket center) kg (lbs):</u>		
Lift Capacity Max Height @ pivot pins kg (lbs):	3050 (6727)	3210(7077)
Lift Capacity Max Height @ 800mm kg (lbs):	2840 (6261)	2990(6592)
Lift Capacity @ 59 in high @ pivot pins kg (lbs):	3310 (7297)	3490(7694)
Lift Capacity @ 59 in high @ 800 mm kg (lbs):	3030 (6680)	3190(7033)
Boom Breakout force @ pivot pins kg (lbs):	3820 (8421)	4030(8885)
Boom Breakout force @ 800 mm kg (lbs):	3250 (7165)	3430(562)
Bucket Rollback force @ max height kg (lbs)	2860 (6305)	3020(6657)
Bucket Rollback force @ ground level kg (lbs)	4340 (9568)	4570(10075)
Reach @ maximum lift mm (in):	730 (28.7)	760 (29.9)
Reach @ ground level mm (in):	2970 (116.9)	2970 (116.9)
		3
Bucket Rollback angle (degrees):	42	41
Bucket Dump angle (degrees):	51	55
Raise time to full height (No load)	4.8	4.8
Lower time (No load)	3.5	3.5
Bucket dump time	2.7	2.47
Bucket rollback	2.7	2.7
Recommended minimum rear Ballast - Kg. (lbs)	1590 (3505)	780 (1719)
25% GVW (loaded) on rear axle		

**L785 FRONT LOADER
US PRICE LIST**

(Ex Works Nearest Depot)

Models

COMMERCIAL MODEL	MODEL	Weight	List Price
L785 FRONT LOADER	L785	3,791 LB	\$13,118.00

**L785 PRO FRONT LOADER FOR
MAGNUM 180 - 225 TIER 4A; MAGNUM 180-240 TIER 4B/FINAL PUMA™ 200 - 230 TIER 4A TRACTORS
DISCONTINUED MAGNUM 180 - 225 TIER 3, MAGNUM 215 - 335 TIER 3, PUMA™ 195 - 225 TIER 3 TRACTORS**

Factory Supplied Options

Order Code	Description	Weight	List Price
BASE UNIT			
SD_01001 BASE UNIT			
Mechanical Self Leveling			
726400	EURO MSL 726400 CORE - Euro Style Quick Attach Loader with Single Lever Multi-Coupler 4 100mm Bucket Rams WITH Mechanical Self-leveling		No Charge
BRACKETS			
FRONT BRACKETS AND SUBFRAMES			
SD_N5701 HITCH AND SUBFRAME			
XN5701X	No front mounting brackets		No Charge
713700	SUBFRM-MID-RANGE T4B Single-piece Subframe Set for Mid-Range Magnum 180 – 240 Tier 4 B/Final (Includes Grill Guard)		\$3,227.00
730407	One piece mounting bracket Single-piece Subframe Set for Mid-Range Magnum 180 – 240 Tier 4A, and Discontinued Magnum 180 – 335 Tier 3 (Includes Grill Guard)		\$3,227.00
713656	SFRAME W/GG 713656 Subframe Set w/Grill Guard - Required for L785 Puma 200-230 Tier 4A; Discontinued Puma 195-225 Tier 3 Required when L785 is installed (Includes Grill Guard)		\$3,273.00

**L785 FRONT LOADER
US PRICE LIST**

(Ex Works Nearest Depot)

	730809	Frnt/Rear Brackets & Grill Guard Subframe Set w/Grill Guard - Required for L785 Puma 195-225 Tier 3 Only Required when L785 is installed (Includes Grill Guard)		\$3,238.00
--	--------	---	--	------------

HYDRAULICS

HOSE KITS

SD_20078 HOSE KIT

	X20078X	No hydraulic hose kit		No Charge
--	---------	-----------------------	--	-----------

2 Function Hose Kit

	713612	2 Func MMV Hose Kit MC4 713612 2 Function Hose Kit (for Tractors with MMV) - MSL with Multi-Coupler 4 All Puma Models: Puma 130-230 Tier 4A; Puma 125-215 Tier 3; Magnum 180-240 Tier 4B/Final; and Discontinued Puma 115; Magnum 180-225 Tier3 and Tier 4A		\$732.00
--	--------	---	--	----------

3 Function Hose Kit

	713613	3 Func MMV Hse KitMC4/2 713613 3 Function Hose Kit (for Tractors with MMV) - MSL with Multi-Coupler 4 + 2 All Puma Models: Puma 130-230 Tier 4A; Puma 125-215 Tier 3; Magnum 180-240 Tier 4B/Final; and Discontinued Puma 115; Magnum 180-225 Tier3 and Tier 4A		\$885.00
--	--------	---	--	----------

OTHERS

SD_20017 THIRD FUNCTION

	X20017X	No Third Function		No Charge
--	---------	-------------------	--	-----------

SD_20018 3 FUN LIVE HOSE KIT

	X20018X	No 3rd Func Live hose kit		No Charge
--	---------	---------------------------	--	-----------

	713605	3Func Live hose kit MC2 713605 3rd function "Live" hose kit (Required to utilize 3rd slice and operate grapples, etc) with Multi-Coupler +2		\$518.00
--	--------	---	--	----------

SD_N6004 SINGLE LEVER MULTI-COUPLER

4 Coupler Quick Connect

	XN6004X	No 4 Coupler quick connect		No Charge
--	---------	----------------------------	--	-----------

SD_N6010 FOURTH FUNCTION

	XN6010X	No Fourth Function		No Charge
--	---------	--------------------	--	-----------

**L785 FRONT LOADER
US PRICE LIST**

(Ex Works Nearest Depot)

	713607	Opt 4th Func ElectricHy 713607 Optional 4th function, 3/8 in line connection, electrohydraulic kit (requires 3rd function kit also) L785		\$736.00
--	--------	--	--	----------

SD_N6016 ELECT HANDLE KIT

	XN6016X	No Electric Handle Kit		No Charge
--	---------	------------------------	--	-----------

Cab Joystick Control

	713627	Electric Handle Kit Joystick adapting kit for electrical controlled loader options. Includes new knob with push button and required wiring for implement selection. Requires 3rd Function Electro-hydraulic kit 717698(006) or Electric Shut-off for Soft-Ride kit 717521(016) Not required with Loader Mounted Valve Kits 717543(016), 730800(006), 730801(006), 730802(006), 730807(006), or 730808(006).		\$163.00
--	--------	---	--	----------

SOFT RIDE

SD_N6014 SOFTRIDE OPTION

Soft Ride Option

	XN6014X	No Soft Ride Kit		No Charge
	717520	Soft Ride Kit		\$848.00

SOFT RIDE ELECTRICAL CONTROL

SD_N6013 SOFTRIDE ELECTRIC SHUTOFF

Soft Ride Electric Shut Off

	XN6013X	No Soft Ride Electric Shut Off		No Charge
	717521	Soft Ride Elec Shutoff Kit (on / off activation from cab) Optional alternative to standard valve in soft ride kit REQUIREMENTS - If loader is ordered with Soft Ride: - AND 3rd,4th,or Hydraulic Impl.Lock > 713626 (006) REQUIRED. - BUT NO OTHER electrical option > 713627 (006) is REQUIRED.		\$384.00

SD_N6015 ELECT SWITCH SET

Soft Ride Electric Switch

	XN6015X	No Soft Ride electric switch		No Charge
	713626	Soft Ride electric switch set Requires Joystick Adapting Kit 713627 (006) and Soft Ride Elec Shutoff Kit 717521 (016) when loader is ordered with Soft ride and 3rd, 4th, or Hydraulic Impl. Lock.		\$163.00

**L785 FRONT LOADER
US PRICE LIST**

(Ex Works Nearest Depot)

HYDRAULIC IMPLEMENT LOCK

SD_N6003 HYD FACEPLATE IMP LOCK EURO

Hyd Attachment Disconnect/Lock			
	XN6003X	No Hyd Lock for Quick-Attach	No Charge
	713636	Hydraulic Imp Lock 713636 Hydraulic (Faceplate) Implement lock EURO Style (Provides easy connect/disconnect of buckets) To be used with 3rd function Diverter Valve which includes separate push and hold button that actuate the lock	\$466.00
	713661	HYD IMP LOCK-713661 Hydraulic (Faceplate) Implement lock EURO Style (Provides easy connect/disconnect of buckets) To be used with 3rd function "Live" hose kit Not for use with Skid Steer Style Quick Attach.	\$475.00

LOADER BUCKETS AND ATTACHMENTS

MATERIAL BUCKETS

SD_N5202 102" HD BUCKET

Heavy-duty Material Buckets			
	XN5202X	No 102" HD Mat - Euro Bucket	No Charge
	717426	102" HD Mat - Euro Bucket CORE - Heavy-duty material bucket 1.11 yd struck, 1.35 yd. heaped	\$2,517.00

SD_N5205 102" HD RND BALE KING BKT ONLY

Heavy-duty Grapple Buckets.			
	XN5205X	No 102" Wide HD Bucket	No Charge
	717505	102" Wide HD Bucket NON CORE Euro Style 102", "Round Bale King", bucket only, 1.35 yd heaped capacity with grapple mounting brackets "Grapple Ready"	\$2,686.00

SD_N5253 83" HD MAT BUCKET EUROSTYLE

Heavy-duty Material Buckets			
	XN5253X	No 83" HD Mat bkt Euro Style	No Charge
	717424	83" HD Mat bucket Euro Style CORE - Heavy-duty material bucket 0.90 yd struck capacity, 1.07 yd. heaped capacity	\$1,501.00

SD_N5266 85" HEAVY-DUTY GRADING BUCKET

Heavy-duty Grading Bucket			
	XN5266X	No 85" HD Grading bkt Euro St	No Charge

**L785 FRONT LOADER
US PRICE LIST**

(Ex Works Nearest Depot)

	717436	85" HD Grading bkt Euro Style Euro Style Heavy-duty grading bucket 0.79 yd struck capacity, 0.85 yd heaped capacity		\$1,484.00
--	--------	---	--	------------

SD_N5270 91" HIGH TIPPING BUCKET

High Tipping Bucket				
	XN5270X	No 91" High Tipping Bucket		No Charge
	717435	91" High Tipping Bucket 2.16 yd struck capacity, 2.62 yd. heaped capacity		\$5,725.00

SD_N5271 95" HD BUCKET

Heavy-duty Material Buckets				
	XN5271X	No 95" Heavy-duty Mat Euro Bkt		No Charge
	717425	95" Heavy-duty Mat Euro Bucket CORE -- Euro Style 95" Heavy-duty material bucket 95 in. - 1.03 yd struck, 1.24 yd. heaped		\$2,121.00

SD_N5272 95" STD MATERIAL BUCKET

Standard Material Buckets				
	XN5272X	No 95" Std Mat bkt Euro Style		No Charge
	717421	95" Standard Mat bkt Euro Styl CORE - Euro Style 95" Standard material bucket 1.03 yd struck, 1.24 yd. heaped capacity		\$1,696.00

SD_N5276 95" HD RDBALE KING BUCKET ONLY

Heavy-duty Grapple Buckets				
	XN5276X	No 95" Wide HD Bucket		No Charge
	717504	95" Wide HD Bucket NON CORE Euro Style 95", "Round Bale King", bucket only, 1.03 yd struck capacity, 1.24 heaped capacity with grapple mounting brackets "Grapple Ready"		\$2,450.00

BUCKETS WITH TEETH

SD_N5254 83" HD BUCKET W/ HD TEETH

HD Material Buckets with Teeth				
	XN5254X	No 83" HD Bkt w/teeth Euro St		No Charge
	717430	83" HD Bkt w/teeth Euro Style Euro Style 83" Heavy-duty bucket with teeth 0.90 yd struck capacity, 1.07 yd. heaped capacity		\$1,597.00

GRAPPLE BUCKETS

SD_N5206 102" HD BUCKET GRAPPLE W/TINES

HD Bucket, Grapple and Tines				
	XN5206X	No 102" HD Euro Bkt/Gple/Tines		No Charge

**L785 FRONT LOADER
US PRICE LIST**

(Ex Works Nearest Depot)

	717496	102" HD Euro Bkt/Grapple/Tines CORE - Euro Style 102", "Round Bale King" bucket and grapple with tines 1.11 yd struck capacity, 1.35 yd. heaped capacity		\$5,440.00
--	--------	--	--	------------

SD_N5207 102" HD BUCKET/GRAPPLE

Heavy-duty Bucket with Grapple				
	XN5207X	No 102" HD Bucket w/Grapple		No Charge
	717502	102" HD Bucket w/grapple CORE - Euro Style 102", "Round Bale King" bucket and grapple 1.11 yd struck capacity, 1.35 yd. heaped capacity		\$5,203.00

SD_N5274 95" HD BUCKET/GRAPPLE W/ TINES

HD Bucket, Grapple and Tines				
	XN5274X	No 95" HD Bkt w/Grapple/ Tines		No Charge
	717495	95" HD Bkt w/ Grapple/ Tines CORE - Euro Style 95", "Round Bale King" bucket and grapple with tines 1.03 yd struck capacity, 1.24 yd. heaped capacity		\$5,043.00

SD_N5277 95" HD BUCKET/GRAPPLE

Heavy-duty Bucket with Grapple				
	XN5277X	No 95" Heavy Duty Bkt w/Grappl		No Charge
	717501	95" Heavy Duty Bkt w/ Grapple CORE - Euro Style 95", "Round Bale King" bucket and grapple 1.03 yd struck capacity, 1.24 yd. heaped capacity		\$4,910.00

GRAPPLE

SD_29005 BACK SCREEN F/ROUND BALE KING

Back Screen F/Round Bale King				
	X29005X	No Back Screen for Round Bale		No Charge
	717509	Back Screen for Round Bale CORE - "Round Bale King" buckets and grapple		\$297.00

SD_29013 BUCKET TINE SET 1 TINE

Bucket Tine Set				
	X29013X	No bucket tine set with holder		No Charge
	717512	Bucket tine set with holder 1 tine and weld-on holder		\$1,003.00

SD_29014 BKT TINE SET F/BKT W/ HOLDER

Bucket Tine				
	X29014X	No Bucket Tine - 1 Tine		No Charge
	717511	Bucket Tine - 1 Tine For buckets equipped with tine holder		\$83.00

**L785 FRONT LOADER
US PRICE LIST**

(Ex Works Nearest Depot)

SD_29019 BOLT ON GRAPPLE KIT EURO STYLE

Bolt-on Grapple Kit Euro Style			
	X29019X	No grapple assembly	No Charge
	717548	Bolt-on grapple kit Euro style "Round Bale King" Heavy Duty Grapple For 83" or 95" "Round Bale King" or heavy-duty buckets. Requires 3rd function to operate grapple. Kit includes grapple brackets to be welded onto back of heavy-duty buckets, if required.	\$2,956.00

SD_29020 GRAPPLE CLAW F/RB KING

Grapple Claw for RB King			
	X29020X	No Replacement Grapple / Claw	No Charge
	717510	Replacement Grapple / Claw 1 only - for "Round Bale King" grapple	\$130.00

HIGH VOLUME BUCKETS

SD_N5204 102" HI CAP MATERIAL BUCKET

High Vol Light Mat'l Buckets			
	XN5204X	No 102" High Capacity Bucket	No Charge
	717434	102" High Capacity Bucket NON CORE High capacity material bucket 2.01 yd struck, 2.42 yd. heaped capacity	\$2,960.00

SD_N5257 83" WIDE 53CU FT HDHV

	XN5257X	No 83" 53 CuFt	No Charge
	424991	83" 53 CuFt HD 424991 NON CORE - Euro Style - 83" heavy duty high volume 1.62 yd struck capacity, 1.96 yd heaped capacity	\$2,328.00

SD_N5268 87" HIGH CAP MAT BUCKET

	XN5268X	No 87" HC Mat bucket Euro Sty	No Charge
	717432	87" HC Mat bucket Euro Sty CORE - Euro Style 87" High capacity material bucket 1.39 yd struck capacity, 1.67 yd. heaped capacity	\$1,594.00

SD_N5273 95" HI CAP BUCKET

	XN5273X	No 95" HC material Euro Bkt	No Charge
	717433	95" HC material Euro Bkt CORE -- Euro Style 95" High capacity material bucket 1.86 yd struck, 2.22 yd. heaped	\$2,549.00

**L785 FRONT LOADER
US PRICE LIST**

(Ex Works Nearest Depot)

BALE FORK

SD_N5343 BALE FRK WITH BACK STOP

Bale Fork with Back Stop			
	XN5343X	No Bale Fork w_ Back Stop	No Charge
	730843	Bale Fork w_Back Stop EUR Standard Square Bale Fork - EURO Style Includes 2 Tines – Adjustable Spacing from 31.5” to 51” (Up to 5 Tines can be installed)	\$1,110.00

SILAGE HANDLING

SD_N5342 102" POWER GRAB

PowerGrab			
	XN5342X	No 102" PowerGrab	No Charge
	717733	102" PowerGrab 102" Heavy-duty "Silage King" Bucket and Extreme Duty Grapple 1.70 yd volume	\$7,456.00

PALLET FORKS

SD_N5303 47" FORK (55"WIDE 5500LB)

Pallet Forks			
	XN5303X	No 47" Pallet fork	No Charge

OTHER

SD_29016 BALLAST BOX

Ballast Box			
	X29016X	No Ballast Box - 2200 lbs.	No Charge
	717506	Ballast Box - 2200 lbs. CORE - Ballasting box for 3-point hitch category II capacity 1924 lbs. for total maximum weight of 2200 lbs.	\$931.00

FACTORY SUPPLIED ACCESSORIES - LOADERS

BALE MOVING EQUIPMENT

SD_29008 BALE SPEAR

Bale Spike			
	X29008X	No Bale spear Euro Style	No Charge
	717485	Bale Spear - Euro Style 1 long tine and 1 short tine maintains bale control	\$788.00

**L785 FRONT LOADER
US PRICE LIST**

(Ex Works Nearest Depot)

SD_29023 HD SILOSPLIT

HD Bale Split Attachment			
	X29023X	No Heavy-duty bale split attac	No Charge
	717484	Heavy-duty bale split attach	\$1,432.00

SD_29033 HD BALE GRIP 79"

HD Bale Grip			
	X29033X	No 79" Heavy-duty Bale grip	No Charge
	717475	79" Heavy-duty Bale grip 79" maximum bale size Includes back stop extension	\$2,725.00

SD_N5218 55" WIDE 2 TINE SQBL FORK

55 in. Square Bale Fork			
	XN5218X	No 55" Square bale fork	No Charge
	717488	55" Square bale fork - 2 tines Deluxe Square Bale Fork - EURO Style Includes 2 Tines - Can Be Tilted Up for Transport (Up to 5 Tines can be installed)	\$1,597.00

SD_N5317 75" SQBL FORK 5 LONG TINES

75 in. Square Bale Fork			
	XN5317X	No 75" Square bale fork	No Charge
	717489	75" Sq Bale Fork -5 long tines Deluxe Square Bale Fork - EURO Style Includes 5 Tines - Can Be Tilted Up for Transport	\$2,353.00

SD_N5327 BIG BAG LIFTER FOR SQBALE FORK

Big Bag Lifter for SqBale Fork			
	XN5327X	No Big bag lifter	No Charge
	717491	Big bag lifter for Sqbale fork Large Bag Lifter Extension – Adjustable Height for Deluxe Square Bale Forks 717488 or 717489	\$249.00

SD_N5328 BALE FORK BACK EXTENSION SET

Bale Fork Back Extension			
	XN5328X	No Bale fork back extension	No Charge
	717487	Bale fork back extension set U-shaped Bolt-on Vertical Rear Extension – 42" for Standard Square Bale Forks 730842 or 730843	\$305.00
	717490	Sq bale fork back extension Center Mounted Vertical Rear Bale Extension – Adjustable Height for Deluxe Square Bale Forks 717488 or 717489	\$249.00

**L785 FRONT LOADER
US PRICE LIST**

(Ex Works Nearest Depot)

SILAGE HANDLING EQUIPMENT

SD_N5321 91" SILAGEKING FORK/GRAPPLE

HD "Silage King" Fork/Grapple			
	XN5321X	No 91" "Silage King" fork	No Charge
	717467	91" "Silage King" fork 91" "Silage King" Fork and Grapple 1.60 yd volume	\$4,330.00

SD_N5323 98" SILAGE KING FORK/GRAPPLE

HD "Silage King" Fork/Grapple			
	XN5323X	No 98" "Silage King" Fork	No Charge
	717468	98" "Silage King" Fork 98" "Silage King" Fork and Grapple 1.74 yd. volume	\$4,712.00

SD_N5339 73" POWER GRAB

PowerGrab			
	XN5339X	No 73" PowerGrab	No Charge
	717730	73" PowerGrab 73" Heavy-duty "Silage King" Bucket and Extreme Duty Grapple 1.1 yd volume	\$5,920.00

SD_N5340 83" POWER GRAB

	XN5340X	No 83" PowerGrab	No Charge
	717731	83" PowerGrab 83" Heavy-duty "Silage King" Bucket and Extreme Duty Grapple 1.50 yd volume	\$6,331.00

SD_N5341 95" POWER GRAB

	XN5341X	No 95" PowerGrab	No Charge
	717732	95" PowerGrab 95" Heavy-duty "Silage King" Bucket and Extreme Duty Grapple 1.70 yd volume	\$6,792.00

SD_N5357 83"HD SILAGE KING FORK/GRAPPLE

HD "Silage King" Fork			
	XN5357X	No 83" "Silage King" Fork	No Charge
	717466	83" "Silage King" Fork 83" "Silage King" Fork and Grapple 1.45 yd volume	\$3,985.00

MANURE MANAGEMENT ATTACHMENTS

SD_N5320 90" MANURE FORK 12 TINES

Manure Forks			
	XN5320X	No 90" Manure fork - 12 Tines	No Charge

**L785 FRONT LOADER
US PRICE LIST**

(Ex Works Nearest Depot)

		717441	90" Manure fork - 12 Tines			\$1,464.00
--	--	--------	----------------------------	--	--	------------

PALLET FORKS AND ACCESSORIES

SD_N5331 PALLET FORK LIFT ARM FOR BAGS

Pallet Fork Lift Arm for Bags						
		XN5331X	No Pall fork lift arm for bags			No Charge
		717451	Pallet fork lift arm for bags Extended lift arm "Bag Lifter" for fertilizer bags Requires 717447 or 717448			\$1,151.00

SD_N5332 LOG GRAPPLE FOR PALLET FORKS

Log Grapple for Pallet Forks						
		XN5332X	No Log grapple			No Charge
		717449	Log grapple For all pallet forks Requires 717447 or 717448			\$1,691.00

MISCELLANEOUS

SD_N6011 QUICK CNCT FASTSNAP LDR COMP

Quick Coupler Loader Comp						
		XN6011X	No quick connect			No Charge
		717561	Quick connect loader Release for fast and simple connection of IMPLEMENT hydraulics - loader component. Requires 3rd function capability.			\$493.00

SD_N6012 QUICK CNCT FASTSNAP IMP COMP

		XN6012X	No quick connect			No Charge
		717562	Quick connect implement Release for fast and simple connection of IMPLEMENT hydraulics - implement component. Requires 3rd function capability.			\$278.00

OTHER EQUIPMENT - LOA

BALE MOVING EQUIPMENT (EURO STYLE QUICK-ATTACH)

SD_29007 HD PLASTIC WRP BALEGRIP 23-80"

HD Plastic Wrap Bale Grip						
		X29007X	No plastic wrap bale grip			No Charge
		717480	HD plastic wrapped bale grip Heavy-duty round or square plastic wrapped bale grip 23" to 80" bale size			\$4,160.00

**L785 FRONT LOADER
US PRICE LIST**

(Ex Works Nearest Depot)

SD_29009 BALE SUPPORT

Bale Support			
	X29009X	No Bale support	No Charge
	717479	Bale support For combo bale / pallet fork. Requires Factory Supplied Accessory 717478	\$719.00

SD_29030 HD BALE GRIP 63" FL

Heavy-duty Bale Grip			
	X29030X	No 63" Heavy-duty bale grip	No Charge
	717474	63" Heavy-duty bale grip 63" maximum bale size. Includes back stop extension	\$2,509.00

SD_29031 BALE GRIP 63" UNIV

Bale Grip - 63 in.			
	X29031X	No 63" Universal bale grip	No Charge
	717477	63" Universal bale grip 63" Maximum bale size	\$2,280.00

SD_29032 COMBO BALE/PALLET FORK 71"

Combo Bale / Pallet Fork			
	X29032X	No 71" Combo bale /pallet fork	No Charge
	717478	71" Combo bale /pallet fork 71" maximum bale size	\$2,373.00

SPECIALTY (EURO STYLE)

SD_29001 3-POINT LINKAGE F/A

3-Point Linkage			
	X29001X	No 3-Point Linkage	No Charge
	717507	3-Point Linkage Connect front loader tools to tractor 3-point	\$754.00

SD_N5319 79" ROCK FORK 3" SPACING

Rock Forks			
	XN5319X	No 79" Rock fork / 3" spacing	No Charge
	717445	79" Rock fork / 3" spacing	\$2,598.00

MISCELLANEOUS

SD_29045 WELD-ON HOOK SET EURO STYLE

Weld-on Hook Set Euro Style			
	X29045X	No weld-on adapter brackets	No Charge
	717508	Weld-on adapter brackets To convert customer supplied accessories to the quick attach type.	\$211.00

**L785 FRONT LOADER
US PRICE LIST**

(Ex Works Nearest Depot)

Factory Supplied Attachments

Order Code	Description	Weight	List Price
Mtg Bracket Magnum			
713700006	1 PCE SUBFRAME MID RANGE MAGNUM 180-240 Single-piece Subframe Set for Mid-Range Magnum 180 – 240 Tier 4 B/Final (Includes Grill Guard)	959 LB	\$3,227.00
730407006	Mounting Bracket - 1 piece Single-piece Subframe Set for Mid-Range Magnum 180 – 225 Tier 4A, and Discontinued Magnum 180 – 335 Tier 3 (Includes Grill Guard)	959 LB	\$3,134.00
Mtg Bracket PUMA LWB			
730809006	FRT RR BRKTS W GG Subframe Set w/Grill Guard - Required for L785 Puma 195-225 Tier 3 Only Required when L785 is installed (Includes Grill Guard)	1,300 LB	\$3,238.00
713656006	SUBFRAME SET W/GG 713656 Subframe Set w/Grill Guard - Required for L785 Puma 200-230 Tier 4A; Discontinued Puma 195-225 Tier 3 Required when L785 is installed (Includes Grill Guard)	1,300 LB	\$3,273.00
Cab Joystick Control			
713627006	Electric Handle Set Joystick adapting kit for electrical controlled loader options. Includes new knob with push button and required wiring for implement selection. Requires 3rd Function Electro-hydraulic kit 717698(006) or Electric Shut-off for Soft-Ride kit 717521(016) Not required with Loader Mounted Valve Kits 717543(016), 730800(006), 730801(006), 730802(006), 730807(006), or 730808(006).	10 LB	\$163.00
Soft Ride Elec Shut Off			
717521016	Soft Ride Electric Shut Off Kit (on / off activation from cab) Optional alternative to standard valve in soft ride kit REQUIREMENTS - If loader is ordered with Soft Ride: - AND 3rd,4th,or Hydraulic Impl.Lock > 713626 (006) REQUIRED. - BUT NO OTHER electrical option > 713627 (006) is REQUIRED.	2 LB	\$374.00
713626006	Soft Ride Elec Shut Off Kit Requires Joystick Adapting Kit 713627 (006) and Soft Ride Elec Shutoff Kit 717521 (016) when loader is ordered with Soft ride and 3rd, 4th, or Hydraulic Impl. Lock.	2 LB	\$163.00

**L785 FRONT LOADER
US PRICE LIST**

(Ex Works Nearest Depot)

Heavy-duty Material Buckets

	717424006	83" Wide 29 Cu. Ft. hd material bucket CORE Euro Style - 83" 29 cu. ft heavy duty material bucket 0.90 yd struck capacity, 1.07 yd heaped capacity For L725, L735, L745, L755, L765, L775 and L785.	697 LB	\$1,501.00
	717425006	95" Wide 34 Cu. Ft. HD material bucket CORE Euro Style - 95" 34 cu. ft heavy duty material bucket 1.03 yd struck capacity, 1.24 yd heaped capacity For L755, L765, L775 and L785.	816 LB	\$2,121.00
	717426006	102" Wide 36 Cu. Ft. HD material bucket CORE Euro Style - 102" 36 cu. ft heavy duty material bucket 1.11 yd struck capacity, 1.35 yd heaped capacity For L755, L765, L775 and L785.	875 LB	\$2,517.00

Heavy-duty Grading Bucket

	717436006	85" Wide 23 Cu. Ft. heavy duty grading NON CORE Euro Style - 85" 23 cu. ft. 0.85 yd heaped capacity	752 LB	\$1,484.00
--	-----------	--	--------	------------

Heavy-Duty with Teeth

	717430006	83" Wide 29 Cu. Ft. HD material bucket NON CORE Euro Style - 83" 29 cu. ft. heavy duty material bucket with teeth 0.90 yd struck capacity, 1.07 yd heaped capacity. For L725, L735, L745, L755, L765, L775 and L785.	573 LB	\$1,596.00
--	-----------	---	--------	------------

Back Screen Round Bale King

	717509006	Back screen for Rd Bale King Bkt/Grapple CORE Euro Style	66 LB	\$297.00
--	-----------	---	-------	----------

Bucket Tine Set

	717512006	Bucket tine set and weld-on holders CORE Euro Style	20 LB	\$100.00
	717511006	Bucket tine - 1 tine for bkts w/tne hold CORE Euro Style Replacement tine for buckets equipped with weld-on tine holder 717512 (600)	20 LB	\$83.00

HD Bolt-on Grapple Kit Euro

	717548006	Grapple assembly kit for "Rd Bale King" "Round Bale King" Heavy Duty Grapple For 83 in. or 95 in. "Round Bale King" or heavy-duty buckets. Requires 3rd function to operate grapple. Kit includes grapple brackets to be welded onto back of heavy-duty buckets, if required.	551 LB	\$2,956.00
	717510006	Replacement Grapple Claw - 1 only Replacement Grapple Claw for "Round Bale King" grapple CORE Euro Style	71 LB	\$130.00

Heavy Duty High Capacity

	424991006	83" Wide 60 Cu.Ft. HD High Cap NON CORE Euro Style - 83" 60 CuFt heavy duty high volume 1.96 yd heaped capacity	932 LB	\$2,328.00
--	-----------	---	--------	------------

**L785 FRONT LOADER
US PRICE LIST**

(Ex Works Nearest Depot)

Other Hydraulic Option

717700006	3rd function electro-hydraulic kit Solenoid valve controlled by joystick mounted button which diverts oil flow from the bucket circuit to front mounted implements. Required for grapple operation and other miscellaneous hydraulic attachments. Requires Joystick Adapter Kit 713627006.	12 LB	\$736.00
713636006	HYD FP LK EURO 713636 Hydraulic (Faceplate) Implement lock EURO Style (Provides easy connect/disconnect of buckets) To be used with 3rd function Diverter Valve which includes separate push and hold button that actuate the lock For L785	19 LB	\$466.00
713607006	4 Func Electrohydraulic Kit 713607 Optional 4th function, 3/8 in line connection, electrohydraulic kit (requires 3rd function kit also) L785	10 LB	\$736.00

High Volume Lt Material Bucket

717432006	87" Wide 45 Cu. Ft. standard high cap CORE Euro Style 87" 45 cu. ft. standard high capacity bucket 1.39 yd struck capacity, 1.67 yd heaped capacity. For L725, L735, L745, L755, L765, L775 and L785.	650 LB	\$1,594.00
717433006	95" Wide 60 Cu. Ft. high cap Lt matl bkt CORE Euro Style - 95" High volume light material bucket - 1.86 yd struck capacity, 2.22 yd heaped capacity	913 LB	\$2,549.00

Bale Fork with Back Stop

730843006	Bale Fork with Back Stop Euro Standard Square Bale Fork - EURO Style Includes 2 Tines – Adjustable Spacing from 31.5" to 51" (Up to 5 Tines can be installed)	181 LB	\$1,100.00
-----------	--	--------	------------

Bale Spear

717485016	ATTACHMENT, BALE SPIKE CORE Euro Style - Bale Spike. 1 long tine and one short tine maintains bale control.	132 LB	\$788.00
-----------	--	--------	----------

Deluxe Square Bale Fork

717488006	55" Wide 2 Tine square bale fork Deluxe Square Bale Fork - EURO Style Includes 2 Tines - Can Be Tilted Up for Transport (Up to 5 Tines can be installed)	293 LB	\$1,596.00
717489006	75" Wide 5 Tine square bale fork Deluxe Square Bale Fork - EURO Style Includes 5 Tines - Can Be Tilted Up for Transport	370 LB	\$2,353.00

Big Bag Lifter

717491006	Big bale lifter option Large Bag Lifter Extension – Adjustable Height for Deluxe Square Bale Forks 717488 or 717489	70 LB	\$249.00
-----------	---	-------	----------

**L785 FRONT LOADER
US PRICE LIST**

(Ex Works Nearest Depot)

Bale Fork Extension

	717490006	Extension set square bale Center Mounted Vertical Rear Bale Extension – Adjustable Height for Deluxe Square Bale Forks 717488 or 717489	44 LB	\$249.00
	717487006	Vertical extended back for bale fork U-shaped Bolt-on Vertical Rear Extension – 42" for Standard Square Bale Forks 730842 or 730843	93 LB	\$305.00

Combo Bale/Pallet Fork

	717479006	Bale Support Combo Bale/Pallet Fork CORE Euro Style - Bale support for combo bale and pallet fork requires combo bale and pallet fork.	100 LB	\$719.00
	717478016	Max Bale Size 71" Combo Bale 71" maximum bale size	430 LB	\$2,373.00

Heavy Duty Bale Grip

	717474006	Heavy-duty bale grip - 63" max bale size CORE Euro style heavy duty bale grip 63" max bale size	578 LB	\$2,509.00
	717475006	Heavy-duty bale grip - 79" max bale size CORE Euro Style -- Heavy duty bale grip 79" max bale size	690 LB	\$2,725.00

Standard Material Buckets

	717421006	95" Wide 34 Cu Ft std material bucket CORE Euro Style - 95" 34 cu.ft. standard material bucket 1.03 yd struck capacity, 1.24 yd heaped capacity	644 LB	\$1,696.00
--	-----------	---	--------	------------

Standard Duty Bale Grip

	717477006	Universal bale grip - 63" max bale size NON CORE Euro Style - Universal bale grip 63" maximum bale size	529 LB	\$2,280.00
--	-----------	---	--------	------------

Pallet Forks

	717448006	48" Fork and 55" Wide Pallet 5500 Euro Style -- Pallet Forks 47" fork, 55" wide 5500 lb capacity. For L725, L735, L745, L755, L765, L775 and L785.	375 LB	\$2,083.00
--	-----------	--	--------	------------

Ballast Box

	717506006	Ballasting box for 3-pt hitch Cat II CORE	276 LB	\$931.00
--	-----------	--	--------	----------

High Tipping Buckets

	717435006	91" 71 Cu Ft High Tipping Bucket NON CORE Euro Style - 91" 71 cu. ft. high tipping bucket 2.16 yd struck capacity, 2.62 yd heaped capacity. For L745, L755, L765, L775 and L785.	1,060 LB	\$5,725.00
--	-----------	---	----------	------------

Manure Fork

	717441006	90" 12 tines manure CORE Euro Style - 90" 12 Tine Manure Fork	475 LB	\$1,464.00
--	-----------	--	--------	------------

**L785 FRONT LOADER
US PRICE LIST**

(Ex Works Nearest Depot)

Big Bag Lifter for Pallet Fork

	717451006	Extended lift arm "Bag Lifter" for fert NON CORE Euro Style - Pallet Fork Lift Arm attachment extended "bag lifter" for big bags (Fertilizer)	260 LB	\$1,151.00
--	-----------	---	--------	------------

Pallet Fork Log Grapple

	717449006	Log grapple for all pallet forks CORE Euro Style - Pallet Fork Log Grapple Attachment For L725, L735, L745, L755, L765, L775 and L785.	183 LB	\$1,691.00
--	-----------	--	--------	------------

Heavy-duty Round Bale King Bkt

	717504006	95" Wide HD "Round Bale King" Bucket NON CORE Euro Style 95", "Round Bale King", bucket only, 1.03 yd struck capacity, 1.24 heaped capacity with grapple mounting brackets "Grapple Ready"	904 LB	\$2,450.00
	717498006	95" Wide HD Bucket NON CORE Euro Style 95", "Round Bale King", buckets only, 1.03 yd struck capacity, 1.24 heaped capacity with grapple mounting brackets "Grapple Ready", includes tine holders without the tines	926 LB	\$2,724.00
	717505006	102" Heavy-duty "Round Bale King" bucket NON CORE Euro Style 102", "Round Bale King", bucket only, 1.35 yd heaped capacity with grapple mounting brackets "Grapple Ready"	968 LB	\$2,686.00
	717499006	102" Wide HD Bucket NON CORE Euro Style 102", "Round Bale King", buckets only, 1.35 yd heaped capacity with grapple mounting brackets "Grapple Ready", includes tine holders without the tines.	985 LB	\$2,993.00

Heavy-duty Bucket and Grapple

	717501006	95" Wide HD bucket and grapple assem CORE Euro Style 95", "Round Bale King" bucket and grapple assembly 1.03 yd struck capacity, 1.24 yd heaped capacity	1,323 LB	\$4,910.00
	717502006	102" HD BKT W/GRAPPLE EXT FLO CORE - Euro Style 102", "Round Bale King" bucket and grapple assembly 1.11 yd struck capacity, 1.35 yd heaped capacity	1,477 LB	\$5,203.00

Heavy-duty Bucket, Grapple, Tine

	717495006	95" HD bucket, grapple assm & tines CORE - Euro Style 95", "Round Bale King" bucket and grapple with tines 1.03 yd struck capacity 1.24 yd heaped capacity	1,444 LB	\$5,043.00
	717496006	102" HD bucket, grapple assm & tines CORE - Euro Style 102" "Round Bale King" bucket and grapple with tines 1.11 yd struck capacity 1.35 yd heaped capacity	1,609 LB	\$5,440.00

**L785 FRONT LOADER
US PRICE LIST**

(Ex Works Nearest Depot)

Bale Moving Equip (Euro Style)

	717480006	HD RD or SQ plastic wrapped bale grip CORE Euro Style --- Heavy duty round or square bale. Grip ideal for 23"-80" wrapped bales	955 LB	\$4,160.00
	717484006	Heavy-duty bale split attachment CORE --- Euro Style -- Heavy duty bale split	245 LB	\$1,432.00

Heavy-duty Silage king Fork

	717467006	91" Wide 43 Cu. Ft. Silage King 91" "Silage King" Fork and Grapple 1.60 yd volume	838 LB	\$4,330.00
	717466006	HD "Silage King" Fork and Grapple - 83" 83" "Silage King" Fork and Grapple 1.45 yd volume	830 LB	\$3,985.00
	717468006	HD "Silage King" Fork and Grapple - 98" 98" "Silage King" Fork and Grapple 1.74 yd. volume	870 LB	\$4,712.00

Heavy-duty Bucket, PowerGrab

	717730006	HD "Silage King" Bkt & PowerGrab Grapple 73" Heavy-duty "Silage King" Bucket and Extreme Duty Grapple 1.1 yd volume	1,190 LB	\$5,920.00
	717731006	HD "Silage King" Bkt & PowerGrab Grapple 83" Heavy-duty "Silage King" Bucket and Extreme Duty Grapple 1.50 yd volume		\$6,331.00
	717732006	HD "Silage King" Bkt & PowerGrab Grapple 95" Heavy-duty "Silage King" Bucket and Extreme Duty Grapple 1.70 yd volume	1,521 LB	\$6,792.00
	717733006	Powergrab 260 (102") 102" Heavy-duty "Silage King" Bucket and Extreme Duty Grapple 1.70 yd volume	1,720 LB	\$7,456.00

Stone Fork

	717445006	79" (80mm) Rock Fork w 3" spacing CORE Euro Style 79" Rock Fork	653 LB	\$2,598.00
--	-----------	--	--------	------------

3-Point Linkage

	717507006	3-Point linkage NON CORE Euro Style	175 LB	\$754.00
--	-----------	--	--------	----------

Miscellaneous

	717561006	EZ Change Quick Connect for (Ldr Comp) for fast and simple connection of IMPLEMENT hydraulics (loader component). Requires 3rd function capability.	11 LB	\$493.00
	717562006	EZ Change Quick Connect (Impl. Comp) for fast and simple connection of IMPLEMENT hydraulics (implement component). Requires 3rd function capability.	3 LB	\$278.00

**L785 FRONT LOADER
US PRICE LIST**

(Ex Works Nearest Depot)

	717508006	Weld-on adapter brackets CORE Euro Style	65 LB	\$211.00
	713661006	Hyd Implement Lock - Compat w/3rd Live H Hydraulic (Faceplate) Implement lock EURO Style (Provides easy connect/disconnect of buckets) To be used with 3rd function "Live" hose kit Not for use with Skid Steer Style Quick Attach. For L745/L755/L765/L775/L785	19 LB	\$475.00
	717520066	SOFT RIDE 717520 Soft Ride option - L785	12 LB	\$823.00

2 Function Hose Kit

	713612006	2 Func MMV Hose Kit 713612 2 Function Hose Kit (for Tractors with MMV) - MSL with Multi-Coupler 4 All Puma Models: Puma 130-230 Tier 4A; Puma 125-215 Tier 3; Magnum 180-225 Tier 4A; and Discontinued Puma 115; Magnum 180-225 Tier3	23 LB	\$732.00
--	-----------	--	-------	----------

3 Function "Live" Hose Kit

	713605006	3 Func Live Hose Kit 713605 w/Multi coupler 2 (MC4) 3rd function "Live" hose kit (Required to utilize 3rd slice and operate grapples, etc.)	18 LB	\$503.00
--	-----------	--	-------	----------

3 Function Hose Kit

	713613006	3 Func MMV Hose Kit 713613 3 Function Hose Kit (for Tractors with MMV) - MSL with Multi-Coupler 4 + 2 All Puma Models: Puma 130-230 Tier 4A; Puma 125-215 Tier 3; Magnum 180-225 Tier 4A; and Discontinued Puma 115; Magnum 180-225 Tier 3	26 LB	\$885.00
--	-----------	---	-------	----------

Adaptor Kits

	713630006	Multi-Coupler 4 Adapt Kit w/7 pin Allows L700 Series Loader to connect to the L705 Series with Multi-Coupler	10 LB	\$596.00
	713631006	4 Coupler Adapt Kit 7 Pin Allows L700 Series Loader to connect to the L705 Series with individual QD's	10 LB	\$156.00
	713632006	Adapt Kit w/4P Coupler Allows L705 Series Loader to connect to the L700 Series with individual QD's	10 LB	\$156.00

HD Silage King bucket and Grap

	717459006	63" Wide 31 Cu.Fthd Silage Ki 1.12 yd volume.	1,279 LB	\$3,552.00
	717460006	71" Wide 35 Cu.Fthd Silage Ki 1.31 yd volume.	1,345 LB	\$4,061.00
	717461006	HD "Silage King" Fork and Grapple - 79" 1.44 yd volume.	1,444 LB	\$4,567.00

**L785 FRONT LOADER
US PRICE LIST**

(Ex Works Nearest Depot)

Heavy-duty King Block Cutter

	717472016	75" Wide 40 Cu.Ft. Closed Sided NON CORE Euro Style - 75" 40 cu. ft.	1,380 LB		\$7,647.00
	717473016	Silage King 717473 NON CORE Euro Style - 59" 32 cu. ft.	1,590 LB		\$9,684.00

Pallet Fork Bale Spear

	717450006	Attachment, Bale Spike CORE Euro Style - Pallet Fork Bale Spear Attachment	53 LB		\$628.00
--	-----------	---	-------	--	----------

Silage King bucket and Grapple

	717456006	83" 39cu ft Silage Bucket and Grapple	930 LB		\$4,434.00
	717457006	91" 42cu ft Silage Bucket and Grapple	985 LB		\$4,712.00
	717458006	98" 46cu ft Silage Bucket and Grapple	1,050 LB		\$5,432.00

L795 FRONT LOADER
US PRICE LIST

(Ex Works Nearest Depot)
Standard Equipment

STANDARD FEATURES:

- Quick attach design:
 - Euro Style Quick-Attach
 - Type 7 HD and Type 8
- 4-Bar bucket linkage
- Bucket level indicator
- Parking stand
- Grille guard (included with front mounting brackets)
- MSL loader equipped with Single Lever Multi-Coupler 4

TRACTOR REQUIREMENTS:

1. The front end loader option requires the joystick and minimum of five rear remote valves on the tractor. When the loader option is enabled:
 - If five rear remote valves are present, the loader is operated by joystick using rear remote valves four and five,
 - or, if six rear remote valves are present, the loader is operated by joystick using rear remote valves four, five and six.
2. Front end loader controls are allocated as follows:
 - Rear remote valve four control raise/lower,
 - Rear remote valve five control dump/crowd,
 - Rear remote valve six, if equipped, controls the third function.
3. When the loader option is enabled, automatic functions for the joystick are disabled.
4. In the case where a joystick is added as a dealer installed accessory, the tractor may have five or six rear remote valves and four paddles. Paddle four is inoperative in this situation.

SPECIFICATIONS:

See Chart for specifications



Specifications Chart L795

Loader Type	L795
Hydraulic flow - liters/min (GPM)	MSL 166 (44)
Rated hydraulic pressure - Bar (PSI)	210 bar (3045)
Tractor Used On	Magnum 235, 260, 290,315, 340
Loader specifications are subject to change and may vary based on tractor model, hydraulic system and tire size.	
<u>Boom Cylinder Fulchrom</u>	
Maximum Lift Height @ Pivot Pin: mm (in):	4910(196.9)
Max Lift Height under bucket in Level position: mm (in):	4600(181)
Dump Clearance mm (in.)	3910(153.9)
Digging Depth mm (in):	240(7.9)
<u>Lift Capacity (Bucket center) kg (lbs):</u>	
Lift Capacity Max Height @ pivot pins kg (lbs):	3160(6967)
Lift Capacity Max Height @ 800mm kg (lbs):	2950(6504)
Lift Capacity @ 59 in high @ pivot pins kg (lbs):	3870(8532)
Lift Capacity @ 59 in high @ 800 mm kg (lbs):	3530(7822)
Boom Breakout force @ pivot pins kg (lbs):	4530(9987)
Boom Breakout force @ 800 mm kg (lbs):	3880(8554)
Bucket Rollback force @ max height kg (lbs)	3590(7915)
Bucket Rollback force @ ground level kg (lbs)	4790(10560)
Reach @ maximum lift mm (in):	390(15.4)
Reach @ ground level mm (in):	3150(124)
Bucket Rollback angle (degrees):	43
Bucket Dump angle (degrees):	50
Raise time to full height (No load)	3.6
Lower time (No load)	2.7
Bucket dump time	2
Bucket rollback	2
Recommended minimum rear Ballast - Kg. (lbs)	0 (0)
25% GVW (loaded) on rear axle	

**L795 FRONT LOADER
US PRICE LIST**

(Ex Works Nearest Depot)

Models

COMMERCIAL MODEL	MODEL	Weight	List Price
L795 FRONT LOADER	L795	4,281 LB	\$14,648.00

**L795 FRONT LOADER FOR
MAGNUM 235 - 340 TIER 4A TRACTORS**

Factory Supplied Options

Order Code	Description	Weight	List Price
------------	-------------	--------	------------

BASE UNIT

SD_01001 BASE UNIT

Mechanical Self Leveling

	730608	EURO MSL 730608 CORE - Euro Style Quick Attach Loader with Single Lever Multi-Coupler 4, Soft Ride 100mm Bucket Rams WITH Mechanical Self-leveling	No Charge
--	--------	--	-----------

BRACKETS

FRONT BRACKETS AND SUBFRAMES

SD_N5701 HITCH AND SUBFRAME

	XN5701X	No front mounting brackets	No Charge
	730810	Subframe w/ Grill Guard T4 Single-piece Subframe Set for Magnum 235 - 370 Tier 4A (Includes Grill Guard)	\$3,390.00

HYDRAULICS

HOSE KITS

SD_20078 HOSE KIT

	X20078X	No hydraulic hose kit	No Charge
	713614	4 Hose STD Set T4 MAGNUM Tier 4 - 4 hose standard hose set W/Multi Coupler 2 (MC4)	\$732.00

**L795 FRONT LOADER
US PRICE LIST**

(Ex Works Nearest Depot)

	713615	6 Hose STD Set T4 MAGNUM Tier 4 - 6 hose standard hose set (includes 2 hoses for live 3rd) W/Multi Coupler 2 (MC4 and MC2)		\$885.00
--	--------	--	--	----------

OTHERS

SD_20017 THIRD FUNCTION

	X20017X	No Third Function		No Charge
	730789	Diverter Valve Kit_3 function Solenoid valve controlled by joystick mounted button which diverts oil flow from the bucket circuit to front-mounted hydraulic implements		\$736.00

SD_20018 3 FUN LIVE HOSE KIT

	X20018X	No 3rd Func Live hose kit		No Charge
	713606	3Func Live hose kit MC2 713606 3rd function "Live" hose kit (Required to utilize 3rd slice and operate grapples, etc) with Multi-Coupler +2		\$518.00

SD_N6004 SINGLE LEVER MULTI-COUPLER

4 Coupler Quick Connect				
	XN6004X	No 4 Coupler quick connect		No Charge

SD_N6010 FOURTH FUNCTION

	XN6010X	No Fourth Function		No Charge
	730790	Opt 4th Func ElectricHy 730790 Optional 4th function, 3/8 in line connection, electrohydraulic kit (requires 3rd function kit also) L795		\$736.00

SOFT RIDE

SD_N6014 SOFTRIDE OPTION

Soft Ride Option				
	XN6014X	No Soft Ride Kit		No Charge
	717520	Soft Ride Kit		\$848.00

HYDRAULIC IMPLEMENT LOCK

SD_N6003 HYD FACEPLATE IMP LOCK EURO

Hyd Attachment Disconnect/Lock				
	XN6003X	No Hyd Lock for Quick-Attach		No Charge

**L795 FRONT LOADER
US PRICE LIST**

(Ex Works Nearest Depot)

	713637	Hydraulic Imp Lock 713637 Hydraulic (Faceplate) Implement lock EURO Style (Provides easy connect/disconnect of buckets) To be used with 3rd function Diverter Valve which includes separate push and hold button that actuate the lock		\$466.00
	713662	HYD IMP LOCK-713662 Hydraulic (Faceplate) Implement lock EURO Style (Provides easy connect/disconnect of buckets) To be used with 3rd function "Live" hose kit		\$475.00

LOADER BUCKETS AND ATTACHMENTS

MATERIAL BUCKETS

SD_N5209 102" HD MATERIAL BUCKET

Heavy-duty Material Buckets

	XN5209X	NO 102" 36 CuFt HD Mat'l Bkt		No Charge
	730772	102" 36 CuFt HD Mat'l Bucket CORE - Euro style 102" 36 CuFt Heavy-Duty Material Bucket For L795 only		\$2,688.00

SD_N5253 83" HD MAT BUCKET EUROSTYLE

	XN5253X	No 83" HD Mat bkt Euro Style		No Charge
--	---------	------------------------------	--	-----------

SD_N5271 95" HD BUCKET

	XN5271X	No 95" Heavy-duty Mat Euro Bkt		No Charge
	730793	95" HD Material Bucket		\$2,261.00

BUCKETS WITH TEETH

SD_N5254 83" HD BUCKET W/ HD TEETH

HD Material Buckets with Teeth

	XN5254X	No 83" HD Bkt w/teeth Euro St		No Charge
	730794	83" HD Material Bucket		\$1,691.00

GRAPPLE BUCKETS

SD_N5210 102 IN GRAP BKT W BACKSCREEN

Heavy-duty Bucket with Grapple

	XN5210X	NO 102" Grapple Bucket w/BS		No Charge
	730797	102" Grapple Bkt w/Backscreen CORE - Euro style 102", "Round Bale King" bucket, grapple with tines, and backscreen for L795 only 1.11 yd struck capacity, 1.35 yd. heaped capacity		\$5,942.00

**L795 FRONT LOADER
US PRICE LIST**

(Ex Works Nearest Depot)

HIGH VOLUME BUCKETS

SD_N5204 102" HI CAP MATERIAL BUCKET

High Vol Light Mat'l Buckets			
	XN5204X	No 102" High Capacity Bucket	No Charge
	730795	102" 65 CuFt HD HC Bucket NON CORE Euro Style 102", 65 cu. ft. heavy duty high volume bucket. For L795 only	\$3,120.00

SILAGE HANDLING

SD_N5342 102" POWER GRAB

PowerGrab			
	XN5342X	No 102" PowerGrab	No Charge
	730796	102" Power Grab 102" Heavy-duty "Silage King" Bucket and Extreme Duty Grapple 1.70 yd volume for L795 only	\$7,681.00

PALLET FORKS

SD_N5303 47" FORK (55"WIDE 5500LB)

Pallet Forks			
	717448	47" PF, 55" wide, 5500 lb. cap CORE Euro Style - 55" wide Pallet fork 5500 lb. capacity	\$2,083.00

**L795 FRONT LOADER
US PRICE LIST**

(Ex Works Nearest Depot)
Factory Supplied Attachments

Order Code	Description	Weight	List Price
Other Hydraulic Option			
730790006	4th function electro-hydraulic kit Requires 3rd function electro-hydraulic kit 717700006	19 LB	\$736.00
713637006	HYD FP LK EURO 713637 Hydraulic (Faceplate) Implement lock EURO Style (Provides easy connect/disconnect of buckets) To be used with 3rd function Diverter Valve which includes separate push and hold button that actuate the lock For L795	19 LB	\$452.00
713614006	4 Hose Standard Kit T4 MAGNUM Tier 4 - 4 hose standard hose set W/Multi Coupler 2 (MC4)	25 LB	\$466.00
713615006	6 Hose Standard Kit T4 MAGNUM Tier 4 - 6 hose standard hose set (includes 2 hoses for live 3rd) W/Multi Coupler 2 (MC4 and MC2)	30 LB	\$885.00
Heavy-duty Material Buckets			
730794006	83IN HD MAT BKT T7 NON CORE Euro Style 83" 29 cu. ft. heavy duty material bucket with teeth 1.07 yd heaped capacity for L795 only.	575 LB	\$1,691.00
730793006	95" HD Material Bucket For L795 only	750 LB	\$2,261.00
730772006	105 IN 36 CF HD MATL BUCK CORE - Euro style 105", 36 Cu. Ft. Heavy-Duty Material Bucket for L795 only	893 LB	\$2,688.00
High Volume Lt Material Bucket			
730795006	102" 65 Cu.Ft. HD HC Material Bucket NON CORE Euro Style 102", 65 cu. ft. heavy duty high volume bucket. For L795 only	980 LB	\$3,120.00
Heavy-duty Bucket, Grapple, Tine			
730797006	102" HD Bucket with Backscreen CORE - Euro style 102", "Round Bale King" bucket, grapple with tines, and backscreen for L795 only 1.11 yd struck capacity, 1.35 yd. heaped capacity	1,685 LB	\$5,942.00
3 Function Hose Kit			
713606006	3FUNC MMV HOSE KT 713610 w/Multi coupler 2 (MC4) 3rd function "Live" hose kit (Required to utilize 3rd slice and operate grapples, etc.)	18 LB	\$518.00

**L795 FRONT LOADER
US PRICE LIST**

(Ex Works Nearest Depot)

Adaptor Kits

	713630006	Multi-Coupler 4 Adapt Kit w/7 pin Allows L700 Series Loader to connect to the L705 Series with Multi-Coupler	10 LB	\$596.00
	713631006	4 Coupler Adapt Kit 7 Pin Allows L700 Series Loader to connect to the L705 Series with individual QD's	10 LB	\$156.00
	713632006	Adapt Kit w/4P Coupler Allows L705 Series Loader to connect to the L700 Series with individual QD's	10 LB	\$156.00

Heavy-duty Bucket, PowerGrab

	730796006	102IN Power Grab T7 102" Heavy-duty "Silage King" Bucket and Extreme Duty Grapple 1.70 yd volume for L795 only	1,720 LB	\$7,681.00
--	-----------	--	----------	------------

Miscellaneous

	713662006	HYD FP IMP LK 713662 Hydraulic (Faceplate) Implement lock EURO Style (Provides easy connect/disconnect of buckets) To be used with 3rd function "Live" hose kit For L795	19 LB	\$475.00
	715824196	HD GRILL GUARD T4 KIT For Case IH Magnum 235 - 340	100 LB	\$1,059.00

Mtg Bracket Magnum 235 - 340

	730810006	Subframe with Grill Guard Single-piece Subframe Set for Magnum 235 – 370 Tier 4A (Includes Grill Guard)	1,115 LB	\$3,390.00
--	-----------	--	----------	------------

**CNH Parts Supplied MMV Kits
HYDRAULIC VALVE KIT OFFERING CHART**

Tractor Application	Description	Kit Part Number
For Farmall 65C, 75C, 85C, 95C Straddle Tractors	2 Function Mechanical Mid-Mount Valve and Joystick Kit (Requires hose kit)	719124090
For Farmall 75C Flat Deck Tractors	2 Function Mechanical Mid-Mount Valve and Joystick Kit (Requires hose kit)	719124261
For Farmall 75C Tier 4 Flat Deck Tractors	2 Function Mechanical Mid-Mount Valve and Joystick Kit (Requires hose kit)	719124261
For Farmall 85C, 95C, 105C "Platform" Tier 4 Tractors (Jesi)	2 Function Mechanical Mid-Mount Valve and Joystick Kit (Requires hose kit)	719124950
For Farmall 85C, 95C, 105C, 115C "Flat Deck" Tier 4 Tractors (Ankara)	2 Function Mechanical Mid-Mount Valve and Joystick Kit (Requires hose kit)	719124710
For Farmall 105U, 115U Tier 4 Tractors	2 Function Mechanical Mid-Mount Valve and Joystick Kit (Requires hose kit)	719302050
For Farmall 105U, 115U Tier 4 Tractors	2 Function Electronic Mid-Mount Valve and Joystick Kit (Requires hose kit)	718196051
For Magnum 180 - 210 Tier 4A Tractors with Powershift Transmissions and discontinued Magnum 180 - 210 Tier 3 Tractors with Powershift	2 function Electronic mid-mount valve (Requires 2 function hose kit and Joystick Kit 719247006)	719890006
For Magnum 180 - 225 Tier 4A Tractors with CVT Transmissions	2 function Electronic mid-mount valve (Requires 2 function hose kit and Joystick Kit 719247006)	719891006
For Magnum 180 - 225 Tier 4A Tractors and discontinued Magnum 180 - 225 Tier 3 Tractors	3rd Function Electronic Valve Slice (Requires 2 function electronic mid-mount valve and 3 function hose kit)	719892006
For Magnum 180 - 225 Tier 4A Tractors and discontinued Magnum 180 - 225 Tier 3 Tractors	Electronic Joystick Kit with proportional simultaneous control of "Live" 3rd function auxiliary hydraulics	719247006
For Maxxum 110, 115, 120, 125, 140 Tier 4 Base Tractors with 18.7 gpm (70 L/min) Hydraulic Flow Option (Open Center Hydraulics)	2 Function Mechanical Mid-Mount Valve and Joystick Kits (Requires 2 function hose kit)	710921024
For Maxxum 110, 115, 120, 125, 140 Tier 4 Base Tractors with 26.5 gpm (100 L/min) Hydraulic Flow Option (CCLS/PEC Hydraulics)	2 Function Mechanical Mid-Mount Valve and Joystick Kits (Requires 2 function hose kit)	710919044
For Maxxum 110, 115, 120, 125, 140 Tier 4 Base Tractors	3rd Function Mechanical Valve Slice (Requires 2 function mechanical mid-mount valve and 3 function hose kit)	718918014
For Maxxum 110, 115, 120, 125, 140 Tier 4 Multi-Control Tractors	2 Function Electronic Mid-Mount Valve (Requires 2 function hose kit and Joystick Kit 719300024 or 719301024)	719763034
For Maxxum 110, 115, 120, 125, 140 Tier 4 Multi-Control Tractors	3rd Function Electronic Valve Slice (Requires 2 function electronic mid-mount valve and 3 function hose kit)	718756034
For Maxxum 110, 115, 120, 125, 140 Tier 4 Multi-Control Tractors	Electronic Joystick Kit with proportional simultaneous control of "Live" 3rd function auxiliary hydraulics	719300024
For Maxxum 110, 115, 120, 125, 140 Tier 4 Multi-Control Tractors	Electronic Joystick Kit with 3 button control of 3rd function Diverter Valve (Requires additional harness kits TBD)	719301024
For Maxxum 110, 115, 120, 125, 140 Tier 4 Multi-Control Tractors	Replacement Electronic Joystick with 3 button control of 3rd function Diverter Valve (If tractor is equipped with Proportional joystick) (Requires additional harness kits TBD)	84208739
For Puma 130 - 160 Tier 4A Tractors with CVT Transmission with MultiControl Armrest	2 function electro-hydraulic mid-mount valve (Requires 2 function hose kit and Joystick Kit 719300024)	719763054
For Puma 130 - 160 Tier 4A Tractors with Powershift Transmission with MultiControl Armrest	2 function electro-hydraulic mid-mount valve (Requires 2 function hose kit and Joystick Kit 719300024)	719763044
For Puma 170 - 230 Tier 4A Tractors with CVT Transmission with MultiControl Armrest	2 function electro-hydraulic mid-mount valve (Requires 2 function hose kit and Joystick Kit 719300024)	710560024
For Puma 170 - 230 Tier 4A Tractors with Powershift Transmission with MultiControl Armrest	2 function electro-hydraulic mid-mount valve (Requires 2 function hose kit and Joystick Kit 719300024)	710560014
For Puma 115 - 230 Tier 3 and Tier 4A Tractors and Puma 125 - 225 Tier 3 Tractors and discontinued Puma 115	3rd Function Electronic Valve Slice (Requires 2 function electro-hydraulic mid-mount valve and 3 function hose kit)	718756014

CNH Parts Supplied MMV Kits
HYDRAULIC VALVE KIT OFFERING CHART - FOR DISCONTINUED TRACTORS

Tractor Application	Description	Kit Part Number
For discontinued Farmall 85 - 105J Cab Tier 3 Tractors	2 Function Mechanical Mid-Mount Valve and Joystick Kit (Requires hose kit)	719255010
For discontinued Farmall 85 - 105J ROPS Tier 3 Tractors	2 Function Mechanical Mid-Mount Valve and Joystick Kit (Requires hose kit)	719255020
For discontinued JX1060C - JX1075C Tractors	2 Function Mechanical Mid-Mount Valve and Joystick Kits (Requires hose kit)	719124040
For discontinued JX1080U - JX1100U Cab Tractors	2 Function Mechanical Mid-Mount Valve and Joystick Kits (Requires hose kit)	710389160
For discontinued JX1080U - JX1100U ROPS Tractors	2 Function Mechanical Mid-Mount Valve and Joystick Kits (Requires hose kit)	710389150
For discontinued JX1085C - JX1095C Tractors	2 Function Mechanical Mid-Mount Valve and Joystick Kits (Requires hose kit)	719124070
For discontinued Maxxum 110, 115, 125 Tier 3 Value Tractors with Open Center Hydraulics, and Discontinued MXU115, 130 Value Tractors	2 Function Mechanical Mid-Mount Valve and Joystick Kits (Requires hose kit)	710919024
For discontinued Maxxum 110, 115, 125 Tier 3 Value Tractors with Open Center Hydraulics, and Discontinued MXU115, 130 Value Tractors	3rd Function Mid-Mount Valve Slice (Requires 2 function mechanical mid-mount valve and 3 function mid-mount hose kit)	718918024
For discontinued Maxxum 110, 115, 125, 140 Tier 3 Limited, Maxxum 110, 120, 125, 130, 140 Pro Tractors, and Discontinued MXU100 - MXU135 Limited (PFC) Tractors	2 Function Mechanical Mid-Mount Valve and Joystick Kits (Requires hose kit)	710919034
For discontinued Maxxum 110, 115, 125, 140 Tier 3 Limited, Maxxum 110, 120, 125, 130, 140 Pro Tractors, and Discontinued MXU100 - MXU135 Limited (PFC) Tractors	3rd Function Mid-Mount Valve Slice (Requires 2 function mechanical mid-mount valve and 3 function mid-mount hose kit)	718918014
For discontinued MXM120 - MXM155 Tractors	2 Function Mechanical Mid-Mount Valve and Joystick Kits (Requires hose kit)	710440074
For discontinued MXM120 - MXM155 Tractors	3rd function valve slice (Requires 2 function mechanical mid-mount valve and 3 function midmount hose kit)	710466014
For discontinued MXM120 - MXM155 Tractors	4th Function Valve Slice (for mechanical mid-mount valve)	718466014
For discontinued MXM175 - MXM190 Tractors	2 Function Mechanical Mid-Mount Valve and Joystick Kit (Requires hose kit)	710440084
For discontinued Puma 115 - 155 Tier 3 Tractors with Powershift Transmission (Without MultiControl Armrest)	2 function electro-hydraulic mid-mount valve and joystick (Requires 2 function hose kit)	718763024
For discontinued Puma 125 - 155 Tier 3 Tractors with Powershift Transmission with MultiControl Armrest	2 function electro-hydraulic mid-mount valve (Requires 2 function hose kit and Joystick Kit 719300024)	719763014
For discontinued Puma 165 - 210 Tier 3 Tractors with Powershift Transmission (Without MultiControl Armrest)	2 function electro-hydraulic mid-mount valve and joystick (Requires 2 function hose kit)	718763054
For discontinued Puma 165 - 225 Tier 3 Tractors with CVT Transmission with MultiControl Armrest	2 function electro-hydraulic mid-mount valve and joystick (Requires 2 function hose kit)	719980024
For discontinued Puma 165 - 225 Tier 3 Tractors with Powershift Transmission with MultiControl Armrest	2 function electro-hydraulic mid-mount valve and joystick (Requires 2 function hose kit)	719980014

AGRICULTURAL EQUIPMENT

U.S. PRICE LIST

HAY AND FORAGE

PL-100 HF REVISION 25

SAP PRICE LISTS 018 CA and 014 CB

EFFECTIVE SEPTEMBER 2, 2013

THIS IS A COMPLETE REVISION

This price list is intended for dealers with Hay and Forage contracts only.

This Complete Revision includes revisions and prices for all 2014 Model Year products.
to use for the 2014 model order writing program.

The prices included in this revision supersede any prices established prior to the effective date
shown unless specifically identified in a price bulletin as superseding this price list.

**Copyright 2013 By
CNH America LLC**



GENERAL INFORMATION

ADVANCE FREIGHT

Advance freight will be added to the machinery invoice as a separate net charge for machinery shipped from field locations or from other than specified Ex Works locations.

PRICES

Prices are Ex Works factory, where the goods are manufactured, except where noted. For detailed information concerning prices, please refer to your OPERATING GUIDE.

CONTENTS OF ORGANIZATION

CNH America LLC issues price lists and revisions covering each Case IH contract. The U.S. Price List is published in U.S. funds and the Canadian Price List is published in Canadian funds. Ensure that you are using the correct price list. U.S. or Canada is referenced at the top of each page and the Canadian price lists have a Maple Leaf on the price list cover page.

Freight, duty and sales taxes are NOT included in any wholegoods or attachment prices shown in the price list. Any appropriate freight, duty, Federal, State, and Provincial taxes will be added to the machinery invoice as separate net charges.

PROCEDURE

The price pages for each machine (or group of machines) lists both "Factory Supplied Options" and "Factory Supplied Accessories."

Each price list is comprised of the various machines sold under that contract. Each price book section has "Factory Supplied Options" and "Factory Supplied Accessories" price pages. When ordering and pricing a machine follow the ordering instructions listed for that machine. Accessories listed following the "Factory Supplied Accessories" heading are available for installation in the field.



GENERAL INFORMATION

DISTRIBUTION OF PRICE LISTS

Price lists and periodic price list revisions will be posted on the Dealer Portal, and distributed electronically when possible.

Printed copies of current price lists, index tabs and binders can be purchased from the Document Management Center (DMC). Orders should be placed only through the DMC web site link located on the Dealer Portal.

Document Management Center (DMC)
2205 Durand Avenue
Racine, WI 53403

DMC customer service:
(for inquiries - not to place orders)
(262)636-7540
Internal E-mail: #NA DMC ORDER CENTER

Complete U.S. Price List is PL-100
Complete Canadian Price List is PLC-100

Periodic price list revisions are usually accompanied by a cover sheet which carries instructions on price page changes and where to insert replacement or new price pages. The revisions are dated and are effective as of that date.



**HAY AND FORAGE
TABLE OF CONTENTS**

ROUND BALERS

RB444 ROUND BALER

Standard Features 1
Price List 2

RB454 ROUND BALER

Standard Features 3
Price List 4

RB455A UTILITY ROUND BALER

Standard Features 5
Price List 6

RB464 ROUND BALER

Standard Features 9
Price List 10

RB564 ROUND BALER

Standard Features 11
Price List 12

RB565 ROUND BALER

Standard Features 15
Price List 17

SQUARE BALERS

SB521 SQUARE BALER

Standard Features 21
Price List 22

SB531 SQUARE BALER

Standard Features 25
Price List 26

SB541 SQUARE BALER

Standard Features 29
Price List 30

SB551 SQUARE BALER

Standard Features 33
Price List 34

BTX11 - BALE THROWER

Standard Features 37
Price List 38

LB334 LARGE SQUARE BALER

Standard Features 39
Price List 41

LB434 LARGE SQUARE BALER

Standard Features 45
Price List 47



**HAY AND FORAGE
TABLE OF CONTENTS**

MOWERS AND MOWER CONDITONERS

MDX21 DISC MOWER

Standard Features	51
Price List	52
Factory Supplied Accessories	53

MDX31 DISC MOWER

Standard Features	55
Price List	56
Factory Supplied Accessories	57

MDX41 DISC MOWER

Standard Features	59
Price List	60
Factory Supplied Accessories	61

MD72 DISC MOWER

Standard Features	63
Price List	64

MD82 DISC MOWER

Standard Features	65
Price List	66

MD92 DISC MOWER

Standard Features	67
Price List	68

TD102 PULL TYPE DISC MOWER

Standard Features	69
Price List	70

DC92 DISC MOWER CONDITIONER

Standard Features	71
Price List	72

DC102 DISC MOWER CONDITIONER

Standard Features	75
Price List	76

DC132 CENTER PIVOT DISC MOWER CONDITIONER

Standard Features	79
Price List	80

DC162 CENTER PIVOT DISC MOWER CONDITIONER

Standard Features	83
Price List	84

DC133 CENTER PIVOT DISC MOWER CONDITIONER

Standard Features	87
Price List	88

DC163 CENTER PIVOT DISC MOWER CONDITIONER

Standard Features	91
Price List	92

SC101 PIVOT TONGUE FOR MOWER CONDITONER

Standard Features	95
Price List	96



**HAY AND FORAGE
TABLE OF CONTENTS**

HDX142 SICKLEBAR HEADER (FOR USE WITH SC101 PIVOT TONGUE FOR MOWER CONDITIONER)	
Standard Features	97
Price List	98
HDX162 SICKLEBAR HEADER (FOR USE WITH SC101 PIVOT TONGUE FOR MOWER CONDITIONER)	
Standard Features	99
Price List	100
HDX182 SICKLEBAR HEADER (FOR USE WITH SC101 PIVOT TONGUE FOR MOWER CONDITIONER)	
Standard Features	101
Price List	102
SELF PROPELLED WINDROWERS	
WD SERIES II SELF PROPELLED WINDROWERS (HAY)	
Standard Features	103
Price List	106
Ballast Chart	112
WD SERIES II SELF PROPELLED WINDROWERS (DRAPER)	
Standard Features	113
Price List	115
Ballast Chart	121
WD SERIES SELF PROPELLED WINDROWERS - SUBJECT TO AVAILABLE INVENTORY	
Standard Features	123
Price List	125
RD163 DISC HEADER	
Standard Features	131
Price List	132
Factory Supplied Accessories	135
RD193 DISC HEADER	
Standard Features	137
Price List	138
Factory Supplied Accessories	140
HDX122 SICKLEBAR HEADER (FOR USE WITH WD SERIES II S.P. WINDROWERS)	
Standard Features	143
Price List	144
HDX142 SICKLEBAR HEADER (FOR USE WITH WD SERIES II S.P. WINDROWERS)	
Standard Features	145
Price List	146
HDX162 SICKLEBAR HEADER (FOR USE WITH WD SERIES II S.P. WINDROWERS)	
Standard Features	147
Price List	148
HDX182 SICKLEBAR HEADER (FOR USE WITH WD SERIES II S.P. WINDROWERS)	
Standard Features	149
Price List	150



**HAY AND FORAGE
TABLE OF CONTENTS**

DH253 SERIES DRAPER HEADERS	
Standard Features	151
Price List	152
DH303 SERIES DRAPER HEADERS	
Standard Features	155
Price List	156
DH363 SERIES DRAPER HEADERS	
Standard Features	159
Price List	160
DH403 SERIES DRAPER HEADERS	
Standard Features	163
Price List	164
DOUBLE WINDROW ATTACHMENT	
Standard Features	167
Price List	168
FORAGE HARVESTERS	
FHX300 PULL-TYPE FORAGE HARVESTER	
Standard Features	169
Price List	170
HDX10P WINDROW PICKUP ATTACH UNIT	
(FOR USE WITH FHX300 PULL-TYPE FORAGE HARVESTER)	
Standard Features	173
Price List	174
HDX20P WINDROW PICKUP ATTACH UNIT	
(FOR USE WITH FHX300 PULL-TYPE HARVESTER)	
Standard Features	175
Price List	176
HDX3R ROW CROP ATTACHING UNIT	
(FOR USE WITH FHX300 PULL-TYPE FORAGE HARVESTER)	
Standard Features	177
Price List	178
FORAGE BLOWER	
600 BLOWER	
Standard Features	179
Price List	180
WHEEL RAKES AND WINDROW MERGERS	
WR102 CARTED WHEEL RAKE	
Standard Features	181
Price List	182
Factory Supplied Accessories	183
WRX201 WHEEL RAKE	
Standard Features	185
Price List	186
Factory Supplied Accessories	187



**HAY AND FORAGE
TABLE OF CONTENTS**

WRX301 WHEEL RAKE	
Standard Features	189
Price List	190
Factory Supplied Accessories	191
WR401 HEAVY - DUTY WHEEL RAKE	
Standard Features	193
Price List	194
Factory Supplied Accessories	195
CM109 CENTER-PULL WINDROW MERGER	
Standard Features	197
Price List	199
Factory Supplied Accessories	200
CM209 SIDE - PULL WINDROW MERGER	
Standard Features	201
Price List	203
Factory Supplied Accessories	204
CM212 SIDE-PULL WINDROW MERGER	
Standard Features	205
Price List	207
Factory Supplied Accessories	208

CHARTS

PARTS DIVISION SUPPLIED ACCESSORIES FOR ROUND BALERS	
(1.1) Parts - RB4 ROUND BALERS.....	209
(1.2) Parts - RB5 ROUND BALERS.....	210
PARTS DIVISION SUPPLIED ACCESSORIES FOR SQUARE BALERS	
(2) SQUARE BALERS.....	211
PARTS DIVISION SUPPLIED ACCESSORIES FOR MOWER CONDITIONERS	
(3) MOWER CONDITIONERS.....	213
PARTS DIVISION SUPPLIED ACCESSORIES FOR S.P. WINDROWERS	
(4.1) WD-3 Series II Windrowers.....	216
(4.2) WD-3 Series Windrowers.....	218
PARTS DIVISION SUPPLIED ACCESSORIES FOR WINDROWERS HEADERS	
(5) SP WNRWR DISC_SICKLEBAR HD.....	220
PARTS DIVISION SUPPLIED ACCESSORIES FOR FORAGE HARVESTERS	
(6) FORAGE HARVESTERS.....	221
PARTS DIVISION SUPPLIED ACCESSORIES FOR MOWERS AND WHEEL RAKES	
(7) MOWERS and WHEEL RAKES.....	222
WINDROWER AND HEADER ADAPTER CHARTS	
(8) WINDROWER AND HDX KIT REQ.....	223
(9) ADPT KIT_DH-2 DRAPER HEADER.....	224
REFERRAL ATTACHMENTS.....	225
CASE IH PURCHASED PROTECTION PLAN	228

**RB444 ROUND BALER
US PRICE LIST**

**(Ex Works New Holland, PA)
Standard Equipment**

BALE:

Cylindrical
Diameter - 30 in. to 48 in./ .76 to 1.2 m
Width - 46.5 in./1.18m

PICKUP:

4-bar pickup - 72 teeth
44.6 in./1.13m tine to tine
Flotation pickup wheel

TIRES:

11L-14 6PR tires

BELT OPTIONS:

Six 7 in./178mm wide 3 ply laced
rubber belts

DRIVELINE:

Constant velocity 540 rpm PTO
Shear bolt protection
Adjustable clevis hitch

BALE WRAPPING:

Twine wrap
Four ball twine box
Electric controlled twine wrapper
with single twine arm, dual twine
tube
Twine tube position indicator

BALE FORMING AND EJECTING:

Steel slatted floor roll
Steel forming rolls
Density system - Two double adjustable
extension spring assemblies
Bale size indicator
Bale counter
Tailgate latch indicator
Spring loaded bale ejector with hold bar
Full bale alarm

MISCELLANEOUS:

Trailing lights for road towing
Highway transport chain

OPERATORS MANUAL:

North American English is standard

Requirements for Operation:

540 RPM
40 PTO horsepower minimum
(1) Hydraulic remote



**RB444 ROUND BALER
US PRICE LIST**

(Ex Works New Holland, PA)

Models

COMMERCIAL MODEL	TECHNICAL TYPE	MODEL	Weight		List Price
RB444 ROUND BALER	444ETS EL WRAP/MAN TWINE/STD/L	Electric Contrl Twine Wrapper	2,950 LB		\$22,504.00

Factory Supplied Options

Order Code	Description	Weight		List Price
ADDITIONAL OPERATOR'S MANUAL				
SD 47083 OPERATOR'S MANUAL				
	725059 French-Canadian	1 LB		No Charge
	725140 Spanish.	1 LB		No Charge

**RB454 ROUND BALER
US PRICE LIST**

**(Ex Works New Holland, PA)
Standard Equipment**

BALE:

Cylindrical
Diameter - 36 in. to 60 in./1.5m
Width - 46.5 in./1.18m

PICKUP:

4-bar dual cam pickup - 96 teeth
60.4 in./1.5m tine to tine
4-bar dual cam pickup - 112 teeth
71 in./1.8m tine to tine,
one piece windguard
4-bar dual cam pickup - 128 teeth
81.5 in./2.07m tine to tine (rotor cutter
only) with hydraulic pickup lift,
one piece windguard
Two flotation pickup wheels
(16.5 x 6.5-8 6PR)

TIRES:

31 x 13.5-15 6PR tires
19/45-17, 10PR tires (rotor cutter)

BELT OPTIONS:

Standard - Six 7 in./178mm wide 3 ply
laced low profile chevron rubber belts
Silage special - Six 7 in./178mm wide
3 ply endless low profile chevron belts

DRIVELINE:

Constant velocity driveline with
slip clutch protection
540 rpm PTO
Adjustable clevis hitch

BALE WRAPPING:

Twine wrap
Six ball twine capacity
Twine wrap with dual twine arms
Twine tube position indicator
Over the edge mesh wrap option
(if ordered)
Over the edge mesh wrap -
2 roll capacity
1.5 to 6.0 wraps
Includes twine wrapping

BALE FORMING AND EJECTING:

Steel slatted floor roll
Steel forming rolls
Density system - One extension spring
and one hydraulic cylinder
Bale size indicator
Bale counter
Tailgate latch indicator
Spring loaded bale ramp with hold bar
Density controlled bale forming system
Full bale alarm
Twine wrap model includes
in-cab driving gauges
Over the edge mesh wrap model
includes electronic controls

MISCELLANEOUS:

External sealed bearings
Trailing lights for road towing
Highway transport chain

SILAGE BALER OPTION:

The below specifications are valid if
the silage baler option is ordered.

Endless belts
In-feed discs
Looped rolls with scraper
Rubber backwrap roll

Requirements for Operation:

540 RPM
60 PTO horsepower minimum
65 PTO horsepower minimum
recommended for Silage
(1 to 2) Hydraulic remotes - Additional
remote required for pickup lift
Rotor cutter baler requires additional
remote (total of 4)

**RB454 ROUND BALER
US PRICE LIST**

(Ex Works New Holland, PA)

Models

COMMERCIAL MODEL	MODEL	Weight	List Price
RB454 ROUND BALER	EL/TWINE/1.5/STUF/LACE	5,380 LB	\$31,655.00
RB454 ROUND BALER	AUTO/TWINE/1.8/STUF/LACE	5,960 LB	\$33,432.00
RB454 ROUND BALER	EL/TWINE/1.8/STUF/END/SIL	5,380 LB	\$35,153.00
RB454 ROUND BALER	AUTO/TW-M/1.8/STUF/END/SIL	5,960 LB	\$38,823.00
RB454 ROUND BALER	AUTO/TW-M/2.07/RC/END/SIL	6,505 LB	\$48,206.00

Factory Supplied Options

Order Code	Description	Weight	List Price
TIRES			
SD_16066 WHEELS AND TIRES			
8072609	31 x 13.5-15 8 PR For use with 60.4 inch/1.5m and 71 inch/1.8 m wide pickup	230 LB	No Charge
8074908	18L-16.1SL 10 PR For use with 81.5 in./2.07 m wide pickup	270 LB	No Charge
ADDITIONAL OPERATOR'S MANUAL			
SD_47083 OPERATOR'S MANUAL			
725059	French-Canadian	1 LB	No Charge
725140	Spanish.	1 LB	No Charge
OTHER EQUIPMENT - NOT FACTORY INSTALLED			
SD_B5803 HYDRAULIC PICKUP LIFT KIT FI			
XB5803X	No FI Hydraulic pkup lift kit		No Charge
715005	Hydraulic pickup lift kit-FI Included with Rotor Cutter model Field Installed	15 LB	\$286.00

**RB455A UTILITY BALER
US PRICE LIST**

**(Ex Works New Holland, PA)
Standard Equipment**

BALE:

Cylindrical
Diameter - 36 in. to 60 in./ .91 to 1.52m
Width - 46.5 in./1.18m

PICKUP:

4-bar pickup - 72 teeth
45 in./1.14m tine to tine
62 in./1.55m overall width

TIRES:

11L-14 6PR tires

BELT OPTIONS:

Five 7 in./178mm wide 3 ply laced
low profile chevron rubber belts

DRIVELINE:

540 RPM Constant velocity driveline
with Shearbolt protection
Fixed clevis hitch

BALE WRAPPING:

Twine wrap
Four ball twine capacity
Dual twine arms
Mesh wrap OPTION

BALE FORMING AND EJECTING:

Steel slatted floor roll
Steel forming rolls
Density system - One extension spring
and one hydraulic cylinder
Bale size indicator
Density controlled bale forming system
Full bale alarm

CONTROL SYSTEMS:

Standard Control System
Full bale alarm
Automatic or manual bale wrapping
3 preset wrapping patterns
Deluxe Control System (optional)
Full bale alarm
Bale full indicators
LCD display
3 preset wrapping patterns plus
one custom wrapping pattern
End wrap adjustments
Bale size control

MISCELLANEOUS:

Trailing lights for road towing
Highway transport chain

Requirements for Operation:

540 RPM
40 PTO horsepower minimum
(1 to 2) Hydraulic remotes - Additional
remote required for pickup lift

**RB455A UTILITY BALER
US PRICE LIST**

(Ex Works New Holland, PA)

Models

COMMERCIAL MODEL	MODEL	Weight	List Price
RB455A ROUND BALER	UTILITY	3,640 LB	\$21,396.00

Factory Supplied Options

Order Code	Description	Weight	List Price
TIRES			
SD_16066 WHEELS AND TIRES			
	8054309 11L x 14 in., 6 PR Rib	120 LB	No Charge
	8070309 31 x 13.50-15 6 PR Rib	215 LB	\$324.00
CONTROL - MONITOR			
SD_B6301 CONTROL GROUP			
	726671 Standard Twine Control System		No Charge
	726735 Deluxe Twine Wrap Control		\$1,320.00
	726672 Deluxe Twine-Net Wrap Control		\$7,363.00
ADDITIONAL OPERATOR'S MANUAL			
SD_47083 OPERATOR'S MANUAL			
	X47083X No Additional Operators Manual		No Charge
	725059 French-Canadian	1 LB	No Charge
	725140 Spanish.	1 LB	No Charge
OTHER OPTIONS			
SD_16080 PICK-UP WHEEL			
	X16080X No Pickup Wheel		No Charge
	726663 RH Pneumatic PU wheel Factory installed in the Right Hand position. Can be moved to Left hand position by dealer.		\$194.00

**RB455A UTILITY BALER
US PRICE LIST**

(Ex Works New Holland, PA)

SD_20196 BALE RAMP

		X20196X	No hyd ramp Kit (std ramp)			No Charge
		726809	Bale Ramp- Factory Installed Factory installed Bale Ramp			\$409.00

OTHER EQUIPMENT - NOT FACTORY INSTALLED

SD_16081 GATHERING WHEELS

		X16081X	No PU Mtd Gathering Wheels			No Charge
		717760	PU Mtd Gathering Wheels			\$1,060.00

SD_B5803 HYDRAULIC PICKUP LIFT KIT FI

		XB5803X	No FI Hydraulic pkup lift kit			No Charge
		715005	Hydraulic pickup lift kit-FI Field Installed	15 LB		\$287.00

SD_B6002 PICKUP WHEEL

		XB6002X	No Pickup Wheel			No Charge
		717762	LH Pneumatic PU wheel			\$194.00

**RB464 ROUND BALER
US PRICE LIST**

**(Ex Works New Holland, PA)
Standard Equipment**

BALE:

Cylindrical
Diameter - 36 in. to 72 in./ .91 to 1.83m
Width - 46.5 in./1.18m

PICKUP:

4-bar dual cam pickup - 112 teeth
71 in./1.8m tine to tine,
one piece windguard
Two flotation pickup wheels
(16.5 x 6.5 - 8 6 PR tires)

TIRES:

31 x 13.5-15 8PR tires

BELT OPTIONS:

Six 7 in./178mm wide 3-ply laced
low profile chevron rubber belts

DRIVELINE:

Constant velocity driveline with
slip clutch protection
540 rpm PTO
Adjustable clevis hitch

BALE WRAPPING:

Twine wrap
Six ball twine capacity
Dual twine arms
Twine tube position indicator
Over the edge mesh wrap option
2 roll capacity
1.5 to 6.0 wraps
Includes twine wrapping

BALE FORMING AND EJECTING:

Steel slatted floor roll
Steel forming rolls
Density system - Two extension springs
and one hydraulic cylinder
Bale size indicator
Bale counter
Tailgate latch indicator
Spring loaded bale ramp with hold bar
Density controlled bale forming system
Full bale alarm
Twine wrap model includes
in-cab driving gauges
Over the edge mesh wrap model
includes electronic controls

MISCELLANEOUS:

External sealed bearings
Trailing lights for road towing
Highway transport chain

Requirements for Operation:

540 RPM
70 PTO horsepower minimum
(1 to 2) Hydraulic remotes - Additional
remote required for pickup lift

**RB464 ROUND BALER
US PRICE LIST**

(Ex Works New Holland, PA)

Models

COMMERCIAL MODEL	MODEL	Weight	List Price
RB464 ROUND BALER	AUTO/TW-M/1.8/STUF/LACE	6,370 LB	\$43,021.00
RB464 ROUND BALER	AUTO/TWINE/1.5/STUF/LACE	5,900 LB	\$37,114.00

Factory Supplied Options

Order Code	Description	Weight	List Price
TIRES			
SD_16066 WHEELS AND TIRES			
	8072609 31 x 13.5-15 8 PR	230 LB	No Charge
	8074908 18L-16.1SL 10 PR	270 LB	\$1,139.00
ADDITIONAL OPERATOR'S MANUAL			
SD_47083 OPERATOR'S MANUAL			
	725059 French-Canadian	1 LB	No Charge
	725140 Spanish.	1 LB	No Charge
OTHER EQUIPMENT - NOT FACTORY INSTALLED			
SD_B5803 HYDRAULIC PICKUP LIFT KIT FI			
	XB5803X No FI Hydraulic pkup lift kit		No Charge
	715005 Hydraulic pickup lift kit-FI Field Installed	15 LB	\$286.00
ADDITIONAL ATTACHMENTS			
SD_20196 BALE RAMP			
	X20196X No hyd ramp Kit (std ramp)		No Charge
	717644 Hydraulic Bale Push Kit Mounted on bale ramp (includes center channels)	88 LB	\$1,151.00

**RB564 ROUND BALER
US PRICE LIST**

**(Ex Works New Holland, PA)
Standard Equipment**

BALE:

Cylindrical
Diameter - 36 in. to 72 in./ .91 to 1.83m
Width - 61.5 in./1.56m

PICKUP:

6-bar pickup - 144 teeth
60.4 in./1.5m tine to tine
Two flotation pickup wheels
(16.5 x 6.5-8 6 PR)

Optional:

4-bar dual cam pickup - 128 teeth
82 in./2.07m tine to tine
Hydraulic pickup lift standard on
82 in/2.07m pickup only

TIRES:

14L-16 8PR tires

BELT OPTIONS:

Eight 7 in./178mm wide 3 ply laced
low profile chevron rubber belts
Eight 7 in./178mm wide 3 ply endless
low profile chevron rubber belts

DRIVELINE:

Constant velocity driveline
(540 or 1000 RPM) with
slip clutch protection
Adjustable clevis hitch

BALE WRAPPING:

Twine wrap
Six ball twine capacity
Dual twine arms
Twine tube position indicator
Over the edge mesh wrap OPTION
(if ordered)
2 roll capacity
1.5 to 6.0 wraps
Includes twine wrap

BALE FORMING AND EJECTING:

Apron declutching system
Steel slatted floor roll
Trash Baffle
Steel forming rolls
Density system - Two extension springs
and two hydraulic cylinders
Bale size indicator
Bale counter
Tailgate latch indicator
Spring loaded bale ramp with hold bar
Density controlled bale forming system
Full bale alarm
Twine wrap model includes
in-cab driving gauges
Over the edge mesh wrap model
includes electronic controls
In-feed discs

MISCELLANEOUS:

External sealed bearings
Trailing lights for road towing
Highway transport chain

Requirements for Operation:

540/1000 RPM as designated by
model offering
80 PTO horsepower minimum
(1 to 2) Hydraulic remotes - Additional
remote required for pickup lift

Premium version also includes:

5-bar pickup
Rubber mounted pickup tines
Roller-type windguard
External expeller roll
Front belt guides
Pickup flares
Trash baffle kit

**RB564 ROUND BALER
US PRICE LIST**

(Ex Works New Holland, PA)
Models

COMMERCIAL MODEL	MODEL	Weight	List Price
RB564 ROUND BALER	AUTO/TWINE/1.5/LACE	6,165 LB	\$39,171.00
RB564 ROUND BALER	AUTO/TWINE/2.07/STUF/LACE	6,670 LB	\$43,090.00
RB564 ROUND BALER	AUTO/TWINE/2.07/STUF/END	6,670 LB	\$45,225.00
RB564 ROUND BALER	AUTO/TW-M/1.5/LACE	6,500 LB	\$45,291.00
RB564 ROUND BALER	AUTO/TW-M/1.5/END	6,500 LB	\$47,426.00
RB564 ROUND BALER	AUTO/TW-M/2.07/STUFF/LACE	7,075 LB	\$49,209.00
RB564 ROUND BALER	AUTO/TW-M/2.07/STUF/END	7,075 LB	\$51,333.00
RB564 PREMIUM BALER	AUTO/TW-M/2.07/STUFF/LACE	7,075 LB	\$51,527.00
RB564 PREMIUM BALER	AUTO/TW-M/2.07/STUF/END	7,075 LB	\$53,162.00

Factory Supplied Options

Order Code	Description	Weight	List Price
------------	-------------	--------	------------

PTO SPEED

SD_03011 PTO

726527	540 RPM	80 LB	No Charge
726528	1000 RPM	101 LB	No Charge

TIRES

SD_16066 WHEELS AND TIRES

8078609	14L x 16.1, 8 PR	140 LB	No Charge
8074908	18L-16.1SL 10 PR	270 LB	\$1,140.00
8099808	21.5Lx16.1 10PR	476 LB	\$1,771.00

ADDITIONAL OPERATOR'S MANUAL

SD_47083 OPERATOR'S MANUAL

725059	French-Canadian	1 LB	No Charge
725140	Spanish.	1 LB	No Charge

**RB564 ROUND BALER
US PRICE LIST**

(Ex Works New Holland, PA)

OTHER EQUIPMENT - NOT FACTORY INSTALLED

SD 15012 BALE RAMP AND AXLE

	726627	Standard Bale Ramp			No Charge
	726628	Hydraulic Bale Ramp	48 LB		\$1,088.00

SD B5801 GATHERING WHEEL KIT

	XB5801X	No Gathering wheels kit			No Charge
	715030	Gathering wheels kit Not for use with 81.5"/2.07 m wide pick up	150 LB		\$1,092.00

SD B5803 HYDRAULIC PICKUP LIFT KIT FI

	XB5803X	No FI Hydraulic pkup lift kit			No Charge
	715005	Hydraulic pickup lift kit-FI Included with 81.5"/2.07 m wide pick up Field Installed	15 LB		\$286.00

SD B8405 DOUBLE SPRING KIT

	XB8405X	No Double spring kit			No Charge
	717357	Double spring kit for bale ramp	21 LB		\$208.00

**RB565 ROUND BALER
US PRICE LIST**

**(Ex Works New Holland, PA)
Standard Equipment**

BALE:

Cylindrical
Diameter - 36 in. to 72 in./ .91 to
1.83m
Width - 61.5 in./1.56m

Pickup:

Hay 1.5M Direct Feed Pickup
Tine Windguard
6-bar pickup - 144 coil mounted pickup
tines
60.4 in./1.5m tine to tine
Two flotation pick up wheels that are
adjustable with no tools required
Manual and Hydraulic adjustable pick up
lift

Pickup - Hay Wide Pickup and Premium

Models:

Overshot Rotor Feeding System
Roller Windguard
5-bar pickup reel (Premium Only) - 160
heavy duty rubber mounted pickup
tines
4-bar pickup reel (Hay Wide Pickup
Only) - 128 steel coil pickup tines
82 in./2m tine to tine
Two flotation pick up wheels that are
adjustable with no tools required
Manual and Hydraulic adjustable pick up
lift

TIRES:

18Lx16.1SL 10 PR

BELT OPTIONS:

Eight 7 in./178mm wide 3 ply Premium
laced
Low profile alligator rivent fastener
lacings with duralink flexible pin
Eight 7 in./178mm wide Heavy Duty
Endless Belts
Spliceless design with heavy duty
carcass and sealed edges

DRIVELINE:

Constant velocity driveline
(540 or 1000 RPM)
slip clutch protection - Hay and Hay
Wide Pick up models
Cut out Clutch - Premium models
Adjustable clevis hitch

BALE WRAPPING:

Twine wrap
Six ball twine capacity
Center pivot dual twine tubes
Twine tube position indicator
Over the edge mesh wrap OPTION
(if ordered)
2 roll capacity
1.5 to 6.0 wraps

BALE FORMING AND EJECTING:

Apron declutching system
Steel slatted floor roll
Trash Baffle
Steel forming rolls
Density system - Two extension springs
and two hydraulic cylinders
Bale size indicator
Bale counter
Tailgate latch indicator
Spring loaded bale ramp with hold bar
Density controlled bale forming system
Full bale alarm
Bale shape sensors inside bale chamber
In-feed discs
Bale Ramp

Monitor Options:

Deluxe Wrap Monitor
DOT Matrix screen with soft touch
keypad
ISO Bus Option with AFS PRO 300
Display
Color touch screen display
ISO Bus Option less monitor

**RB565 ROUND BALER
US PRICE LIST**

**(Ex Works New Holland, PA)
Standard Equipment**

MISCELLANEOUS:

Greaseable bearings and greasebanks
Trailing lights for road towing
Highway transport chain

Requirements for Operation:

540/1000 RPM as designated by
model offering
80 PTO horsepower minimum
2 Hydraulic remotes

MISCELLANEOUS: (cont.)

Premium version includes:
External expeller roll
Front belt guides
Trash baffle kit
Cut out Clutch driveline protection

**RB565 ROUND BALER
US PRICE LIST**

(Ex Works New Holland, PA)

Models

COMMERCIAL MODEL	VERSION	BALE SIZE	Weight	List Price
RB565 ROUND BALER	HAY 1.5M	5X6	7,000 LB	\$44,167.00
RB565 ROUND BALER	HAY WPU 2.07M	5X6	6,200 LB	\$54,533.00
Includes the following Equipment Net and Twine (Deluxe/ISO (726964) \$3,206.00				
RB565 ROUND BALER	PREMIUM	5X6	7,000 LB	\$56,691.00
Includes the following Equipment 540 RPM w/ Cut-Out-Clutch (726871) \$417.00 Net and Twine (Deluxe/ISO (726964) \$3,206.00				

Factory Supplied Options

Order Code	Description	Weight	List Price
WRAPPER			
SD_B8603 WRAPPER CHOICE			
726963	Twine Only (Deluxe) Twine wrap only. Available for Hay and Hay Wide Pickup models only		No Charge
726666	Net Only (Deluxe/ISO Bus) Net wrap only.		\$1,847.00
726964	Net and Twine (Deluxe/ISO Bus)		\$3,206.00
PICK UP			
SD_16080 PICK-UP WHEEL			
726822	4.80/4.0-8 NoTool DualWheels Adjustable gauge wheels		No Charge
726823	15 X 6.00-6 Castering Castering gauge wheels Available on Hay Wide Pickup and Premium models only		\$94.00

**RB565 ROUND BALER
US PRICE LIST**

(Ex Works New Holland, PA)

BELT OPTIONS

SD_B6101 BELTS

	726802	Premium Laced Belt		No Charge
	726803	Endless Belt Heavy duty endless belt		\$2,135.00

TIRES

SD_16066 WHEELS AND TIRES

	8098909	31x13.50-15 10 PLY Available on Hay Wide Pickup models only		(\$1,139.00)
	8074908	18L-16.1SL 10 PR		No Charge
	8099808	21.5Lx16.1 10PR		\$2,545.00

PTO

SD_03011 PTO

Slip Clutch 540 or 1,000				
	726527	540 RPM Standard Gear Box Available on Hay and Hay Wide Pickup models only		No Charge
	726528	1000 RPM Standard Gear Box Available on Hay and Hay Wide Pickup models only		No Charge
Cut Out Clutch 540 or 1,000				
	726871	540 RPM w/ Cut-Out-Clutch Heavy Duty Gear Box Available on Premium models only		\$417.00
	726872	1,000 RPM w/ Cut-Out-Clutch Heavy Duty Gear Box Available on Premium models only		\$1,097.00

CONTROL - MONITOR

SD_B6301 CONTROL GROUP

	726966	Deluxe Wrap		No Charge
	726967	ISO Bus with Monitor with AFS Pro 300 Color Touch Screen Monitor Not available on Twine Only		\$2,320.00
	726969	ISO Bus- No Monitor Not available on Twine Only		\$415.00

**RB565 ROUND BALER
US PRICE LIST**

(Ex Works New Holland, PA)

BALE RAMP

SD_20196 BALE RAMP

	726809	Bale Ramp- FF		No Charge
	726810	Hydraulic Bale Ramp- FF		\$1,102.00

OPERATOR'S MANUAL

SD_47083 OPERATOR'S MANUAL

	X47083X	No Additional Operators Manual		No Charge
	725832	French Canadian for Quebec		No Charge
	725831	Spanish for North America		No Charge

OTHER EQUIPMENT - NOT FACTORY INSTALLED

SD_16081 GATHERING WHEELS

	X16081X	No PU Mtd Gathering Wheels		No Charge
	717760	PU Mtd Gathering Wheels-FI		\$1,648.00

**SB521 SQUARE BALER
US PRICE LIST**

**(Ex Works New Holland, PA)
Standard Equipment**

BALE FORMING:

14 in. x 18 in./35.5cm x 45.7cm
Bale Chamber
79 strokes per minute plunger mounted
on 5 sealed ball bearing rollers and
2 slide blocks
Bale Length Control for 12 in./30.5cm to
52 in./132cm length bales
Bale Counter
6 Hay Dogs

BALE TYING:

Hardened steel bill-hook Rollers and
Knotter Cams
Hard faced needles
Gear Driven Knotters
4-Ball Twine Box

PICK-UP:

65 in./1.65m 4-bar pickup with
88 curved fingers, gauge wheel, belt
and chain drive
283 sq. in./.183sq.m Feed Opening
Adjustable feeder back

TIRES:

25 x 7.50-15, 6PR Right and
27 x 9.50-15, 6PR Left

HITCH:

Heavy-duty Screw Type Jack
Rope controlled Tongue Latch
Long Tongue, Hitch and Jack

DRIVE:

Enclosed Automotive-type Hypoid Gear
and Pinion Main Drive Gearbox
3-Joint HD Power Pivot PTO

MISCELLANEOUS:

Variable Windguard
Conveniently located toolbox
Highway Transport Chain

Requirements for Operation:

35 PTO horsepower minimum

**SB521 SQUARE BALER
US PRICE LIST**

(Ex Works New Holland, PA)

Models

COMMERCIAL MODEL	TWINE-WIRE	Weight	List Price
SB521 SQUARE BALER	Twine	3,050 LB	\$21,595.00

Factory Supplied Options

Order Code	Description	Weight	List Price
TENSION			
SD_B6302 TENSION			
726613	Spring tension		No Charge
HITCH			
SD_41039 HITCH			
715236	Clevis hitch	20 LB	No Charge
TIRES			
SD_16066 WHEELS AND TIRES			
8069809	Flotation tire bundle	100 LB	No Charge
OPERATOR'S MANUAL			
SD_47083 OPERATOR'S MANUAL			
X47083X	No Additional Operators Manual		No Charge
715257	French Canadian 715257	1 LB	No Charge
715309	Spanish	1 LB	No Charge
OTHER EQUIPMENT - NOT FACTORY INSTALLED			
SD_06028 WORK LIGHTS			
X06028X	No work light kit		No Charge
715233	Halogen work light kit	20 LB	\$631.00

**SB521 SQUARE BALER
US PRICE LIST**

(Ex Works New Holland, PA)

SD_06043 ROAD LIGHTS

	X06043X	No road light kit		No Charge
	717689	Road light kit	30 LB	\$718.00

SD_06067 ROAD AND WORK LIGHTS

	X06067X	No Road and work light kit		No Charge
	717690	Road & Halogen work light kit	30 LB	\$1,103.00

SD_41015 HITCH AND CHUTE KIT

	X41015X	No Hitch and chute kit		No Charge
	715231	Hitch and chute kit Adjustable wagon hitch and bale loading chute (for use with triple purpose bale chute)	122 LB	\$529.00

SD_B4101 HYDRAULIC SWING TONGUE

	XB4101X	No Hydraulic swing tongue		No Charge
	715232	Hydraulic swing tongue	68 LB	\$512.00

SD_B6502 HYDRAULIC PICKUP LIFT

	XB6502X	No Hydraulic pickup lift kit		No Charge
	715245	Hydraulic pickup lift kit	24 LB	\$461.00

SD_B8408 BALE CHUTE

	XB8408X	No Bale chute		No Charge
	715223	Triple purpose bale chute	39 LB	\$130.00
	715230	Quarter-Turn bale chute	91 LB	\$461.00

**SB531 SQUARE BALER
US PRICE LIST**

**(Ex Works New Holland, PA)
Standard Equipment**

BALE FORMING:

14 in. x 18 in./35.5cm x 45.7cm
Bale Chamber
93 strokes per minute plunger mounted
on 5 sealed ball bearing rollers and
2 slide blocks
Bale Length Control for 12 in./30.5cm to
52 in./132cm length bales
Bale Counter
6 Hay Dogs

BALE TYING:

Hardened steel bill-hook Rollers and
Knotter Cams on Twine Balers
Hard faced needles
Gear Driven Knotters
6-Ball Twine Box

PICK-UP:

65 in./1.65m 5-bar pickup with
110 curved fingers, gauge wheel, belt
and chain drive
283 sq. in./.183sq.m Feed Opening
Rotary Feeding System (2 rotors)

TIRES:

27 x 9.50-15, 6PR Right and
31 x 13.50-15, 6PR Left

HITCH:

Heavy-duty Screw Type Jack
Rope controlled Tongue Latch
Clevis Hitch

DRIVE:

Enclosed Automotive-type Hypoid Gear
and Pinion Main Drive Gearbox
3-Joint HD Power Pivot PTO Drive
(Cat. 6)
Heavy-duty Wheels and Spindles

MISCELLANEOUS:

Conveniently located toolbox
Highway Transport Chain

Requirements for Operation:

62 PTO horsepower minimum

**SB531 SQUARE BALER
US PRICE LIST**

(Ex Works New Holland, PA)

Models

COMMERCIAL MODEL	TWINE-WIRE	Weight	List Price
SB531 SQUARE BALER	Twine	3,400 LB	\$23,371.00

Factory Supplied Options

Order Code	Description	Weight	List Price
TENSION			
SD_B6302 TENSION			
	726613 Spring tension		No Charge
	726614 Hydraformatic tension		\$1,216.00
HITCH			
SD_41039 HITCH			
	715236 Clevis hitch	20 LB	No Charge
TIRES			
SD_16066 WHEELS AND TIRES			
	8069809 Flotation tire bundle	100 LB	No Charge
OPERATOR'S MANUAL			
SD_47083 OPERATOR'S MANUAL			
	X47083X No Additional Operators Manual		No Charge
	715257 French Canadian 715257	1 LB	No Charge
	715309 Spanish	1 LB	No Charge
OTHER EQUIPMENT - NOT FACTORY INSTALLED			
SD_06028 WORK LIGHTS			
	X06028X No work light kit		No Charge

**SB531 SQUARE BALER
US PRICE LIST**

(Ex Works New Holland, PA)

	715233	Halogen work light kit	20 LB		\$631.00
SD_06043 ROAD LIGHTS					
	X06043X	No road light kit			No Charge
	717689	Road light kit	30 LB		\$718.00
SD_06067 ROAD AND WORK LIGHTS					
	X06067X	No Road and work light kit			No Charge
	717690	Road & Halogen work light kit	30 LB		\$1,103.00
SD_41015 HITCH AND CHUTE KIT					
	X41015X	No Hitch and chute kit			No Charge
	715231	Hitch and chute kit Adjustable wagon hitch and bale loading chute (for use with triple purpose bale chute)	122 LB		\$529.00
SD_B4101 HYDRAULIC SWING TONGUE					
	XB4101X	No Hydraulic swing tongue			No Charge
	715232	Hydraulic swing tongue	68 LB		\$512.00
SD_B6502 HYDRAULIC PICKUP LIFT					
	XB6502X	No Hydraulic pickup lift kit			No Charge
	715245	Hydraulic pickup lift kit	24 LB		\$461.00
SD_B8401 BALE CASE EXT KIT					
	XB8401X	No Bale Case Extension Kit			No Charge
	715240	Bale Case Extension Kit (not for use with bale thrower or SB541C model; recommended with quarter turn bale chute)	82 LB		\$339.00
SD_B8408 BALE CHUTE					
	XB8408X	No Bale chute			No Charge
	715223	Triple purpose bale chute	39 LB		\$130.00
	715230	Quarter-Turn bale chute	91 LB		\$461.00

**SB541 SQUARE BALER
US PRICE LIST**

**(Ex Works New Holland, PA)
Standard Equipment**

BALE FORMING:

14 in. x 18 in./35.5cm x 45.7cm
Bale Chamber
93 strokes per minute plunger mounted
on 5 sealed ball bearing rollers and
2 slide blocks
Bale Length Control for 12 in./30.5cm to
52 in./132cm length bales
4-Way Bale Tension (2 Doors)
Bale Counter
6 Hay Dogs

BALE TYING:

Heavy-duty Knotters with hardened steel
bill-hook Rollers and Knotter Cams
on Twine Balers
Gear Driven Knotters/ Twisters
Hard faced needles
8-Ball Twine Box (twine balers)
4-Coil Wire Carrier (wire balers)

PICK-UP:

75 in./1.91m 6-bar pickup with
156 curved fingers, gauge wheel with
roller bearings, belt and chain drive
283 sq. in./183sq.m Feed Opening
Rotary Feeding System (3 rotors)
Replaceable Feeder Floor

TIRES:

27 x 9.50-15, 6PR Right and
31 x 13.50-15, 6PR Left

HITCH:

Clevis Hitch
Heavy-duty Screw Type Jack
Rope controlled Tongue Latch

DRIVE:

Enclosed Automotive-type Hypoid Gear
and Pinion Main Drive Gearbox
3-Joint HD Power Pivot PTO Drive
(Cat. 6)
3 Disc Slip Clutch
Heavy-duty Wheels and Spindles

MISCELLANEOUS:

Conveniently located toolbox
Highway Transport Chain

Requirements for Operation:

75 PTO horsepower minimum

SB541C COMMERCIAL VERSION**(TWINE):**

The SB541c Commercial Version
includes all of the SB541 features with
the following exceptions and additions:
High flotation tires -
11L-14, 6PR Right and
14L-16.1, 8PR Left
Longer, heavier gauge bale case
Hydra Tension bale tension
4-way bale tension with hydraulically
controlled side tension rails
Hardened plunger rail
Cast front hay wedges
Wider/deeper 8 ball twine box
(same as SB551)
Hydraulic pickup lift
Hydraulic swing tongue
Standard clevis and optional
ball hitch

Note: The SB541c Commercial Version
cannot be used with the BTX11
Bale Thrower.

**SB541 SQUARE BALER
US PRICE LIST**

(Ex Works New Holland, PA)

Models

COMMERCIAL MODEL	TWINE-WIRE	Weight	List Price
SB541 SQUARE BALER	Twine	3,715 LB	\$26,830.00
SB541 SQUARE BALER	Wire	3,685 LB	\$29,018.00
Includes the following Equipment			
	Hydraformatic tension (726614)	\$1,216.00	
SB541C SQUARE BALER	Twine	3,955 LB	\$30,421.00
Includes the following Equipment			
	Hydraulic swing tongue (715232)	\$512.00	
	Hydraformatic tension (726614)	\$1,216.00	
	Hydraulic pickup lift kit (715245)	\$461.00	

Factory Supplied Options

Order Code	Description	Weight	List Price
TENSION			
SD_B6302 TENSION			
	726613 Spring tension		No Charge
	726614 Hydraformatic tension		\$1,216.00
HITCH			
SD_41039 HITCH			
	715236 Clevis hitch	20 LB	No Charge
	715243 Ball hitch For SB541C and SB551 only.	33 LB	\$200.00
TIRES			
SD_16066 WHEELS AND TIRES			
	8069809 Flotation tire bundle	100 LB	No Charge
	8068809 High Flotation tire bundle SB541C only	100 LB	No Charge

**SB541 SQUARE BALER
US PRICE LIST**

(Ex Works New Holland, PA)

OPERATOR'S MANUAL

SD 47083 OPERATOR'S MANUAL

	X47083X	No Additional Operators Manual		No Charge
	715257	French Canadian 715257	1 LB	No Charge
	715309	Spanish	1 LB	No Charge

OTHER EQUIPMENT - NOT FACTORY INSTALLED

SD 06028 WORK LIGHTS

	X06028X	No work light kit		No Charge
	715233	Halogen work light kit	20 LB	\$631.00

SD 06043 ROAD LIGHTS

	X06043X	No road light kit		No Charge
	717689	Road light kit	30 LB	\$718.00

SD 06067 ROAD AND WORK LIGHTS

	X06067X	No Road and work light kit		No Charge
	717690	Road & Halogen work light kit	30 LB	\$1,103.00

SD 41015 HITCH AND CHUTE KIT

	X41015X	No Hitch and chute kit		No Charge
	715231	Hitch and chute kit Adjustable wagon hitch and bale loading chute (for use with triple purpose bale chute)	122 LB	\$529.00

SD B4101 HYDRAULIC SWING TONGUE

	XB4101X	No Hydraulic swing tongue		No Charge
	715232	Hydraulic swing tongue	68 LB	\$512.00

SD B6502 HYDRAULIC PICKUP LIFT

	XB6502X	No Hydraulic pickup lift kit		No Charge
	715245	Hydraulic pickup lift kit	24 LB	\$461.00

SD B8401 BALE CASE EXT KIT

	XB8401X	No Bale Case Extension Kit		No Charge
	715240	Bale Case Extension Kit (not for use with bale thrower or SB541C model; recommended with quarter turn bale chute)	82 LB	\$339.00

SD B8408 BALE CHUTE

	XB8408X	No Bale chute		No Charge
--	---------	---------------	--	-----------

**SB541 SQUARE BALER
US PRICE LIST**

(Ex Works New Holland, PA)

	715223	Triple purpose bale chute	39 LB		\$130.00
	715230	Quarter-Turn bale chute	91 LB		\$461.00

**SB551 SQUARE BALER
US PRICE LIST**

**(Ex Works New Holland, PA)
Standard Equipment**

BALE FORMING:

16 in. x 18 in./40.6cm x 45.7cm
Bale Chamber
93 strokes per minute plunger mounted
on 6 sealed ball bearing rollers and
2 slide blocks
30 in./76.2cm Plunger Travel
Heavy-duty Bale Case
Bale Length Control for 12 in./30.5cm to
52 in./132cm length bales
4-Way Bale Tension (4 Doors)
Hydra Tension Bale Tension
Bale Case Extension Kit
Bale Counter
6 Hay Dogs
Quarter Turn Bale Chute

BALE TYING:

Heavy-duty Knotters with hardened steel
bill-hook Rollers and Knotter Cams
Hard faced needle and eye
Gear Driven Knotters
8-Ball Twine Box

PICK-UP:

75 in./1.91m 6-bar pickup with 156
curved fingers, gauge wheel with
roller bearings, belt and chain drive
318 sq. in./205sq.m Feed Opening
Rotary Feeding System (3 rotors)
Hydraulic pickup lift unit

TIRES:

11L-14, 6PR Right and
14L-16.1, 8PR Left

HITCH:

Heavy-duty Screw Type Jack
Rope controlled Tongue Latch
Hydraulic swing tongue

DRIVE:

Enclosed Automotive-type, Heavy-duty
Hypoid Gear and Pinion Plunger
Drive Gearbox
3-Joint HD Power Pivot PTO Drive
(Cat. 6)
3 Disc Slip Clutch
Heavy-duty Wheels and Spindles

MISCELLANEOUS:

Highway transport chain
Conveniently located toolbox
Parking jack
Halogen Work Lights

Requirements for Operation:

80 PTO horsepower minimum

Note: The SB551 Baler cannot be used
with the BTX11 Bale Thrower

**SB551 SQUARE BALER
US PRICE LIST**

(Ex Works New Holland, PA)

Models

COMMERCIAL MODEL	TWINE-WIRE	Weight	List Price
SB551 SQUARE BALER	Twine	4,200 LB	\$34,797.00

Factory Supplied Options

Order Code	Description	Weight	List Price
TENSION			
SD_B6302 TENSION			
726614	Hydraformatic tension		No Charge
HITCH			
SD_41039 HITCH			
715236	Clevis hitch	20 LB	No Charge
715243	Ball hitch For SB541C and SB551 only.	33 LB	\$200.00
TIRES			
SD_16066 WHEELS AND TIRES			
8068809	High Flotation tire bundle SB541C only	100 LB	No Charge
OTHER EQUIPMENT - NOT FACTORY INSTALLED			
SD_06028 WORK LIGHTS			
715233	Halogen work light kit	20 LB	No Charge
SD_06043 ROAD LIGHTS			
X06043X	No road light kit		No Charge
717689	Road light kit	30 LB	\$718.00
SD_B4101 HYDRAULIC SWING TONGUE			
715232	Hydraulic swing tongue	68 LB	No Charge

**SB551 SQUARE BALER
US PRICE LIST**

(Ex Works New Holland, PA)

SD_B6502 HYDRAULIC PICKUP LIFT

	715245	Hydraulic pickup lift kit	24 LB		No Charge
--	--------	---------------------------	-------	--	-----------

SD_B8408 BALE CHUTE

	715223	Triple purpose bale chute	39 LB		\$130.00
	715230	Quarter-Turn bale chute	91 LB		No Charge

**BTX11-BALE THROWER
US PRICE LIST**

**(Ex Works New Holland, PA)
Standard Equipment**

FOR USE WITH:

Twine models SB521, SB531, SB541

Balers

(Prior twine models SBX521, SBX531,

SBX541)

Cannot be used with SB541c

Commerical Version,

or model SB551 balers

HITCH:

Two Position Wagon Hitch

DRIVE:

Hydraulic Drive

ROLLS:

Two Thrower Belts

Adjustable Roll Positions

Swing-up Lower Roll

Electric Speed and Hydraulic Direction

Control

Travel Lock

MISCELLANEOUS:

Visible Speed Indicator

**BTX11-BALE THROWER
US PRICE LIST**

(Ex Works New Holland, PA)

Models

COMMERCIAL MODEL	Weight	List Price
BTX11 BALE THROWER	655 LB	\$7,527.00

Factory Supplied Options

Order Code	Description	Weight	List Price
AXLE			
SD_15009 AXLE			
	725025 Stub axle kit For SB531 or SB541	27 LB	No Charge
	X15009X No Stub axle kit		No Charge
SD_15010 AXLE			
	725024 Stub axle kit For SB521	28 LB	No Charge
	X15010X No Stub axle kit		No Charge
OPERATOR'S MANUAL			
SD_47083 OPERATOR'S MANUAL			
	725023 French Language	1 LB	No Charge
	X47083X No Additional Operators Manual		No Charge

**LB334 LARGE SQUARE BALER
US PRICE LIST**

**(Ex Works Port of Entry)
Standard Equipment**

BALE SIZE:

35.4 in. (H) x 31.5 in. (W)
(900 x 800 mm)
108 in. (2500 mm) maximum bale
length
"Silage Ready" baler

PTO TRACTOR HOOK-UP:

1-3/8 21-Spline 1000 PTO
Heavy-duty slip clutch with over
running clutch
Swivel ball hitch (requires tractor
clevis hitch)
Swivel Ball Hitch includes both 1 1/4in.
& 1 5/8in. interchangeable diameters

PICK-UP:

77 in./2.0m pick-up width at deflectors
70 in./1.8m pick-up width at
outside tines
56 Double tines on 4 tine bars
Large 15 x 6.00-6, 4 PR pick-up tires
(2)
Adjustable Roller Windguard

ROTOR CUTTER:

Rotor cutter width: 31.5 in./800 mm
Rotor cutter diameter: 26 in./650 mm
"W" style rotor with offset length lobes
Rotor speed: 99 rpm
Cut-out clutch with
automatic re-engaging
Direct transfer of crop to
pre-compression chamber
(23) hard faced abrasive short Knives
with minimum spacing of
1.5 in./39mm
Hydraulic engagement of knives
from tractor
Knife drawer slides to left side of baler
for full service access
Blanking plates replace knives when not
in use
Automatic re-engaging springs
protect knives

PRE-COMPRESSION CHAMBER:

Standard Model:
2 packer forks with 6 tines
Packer Cutter Model:
3 packer forks with 6 tines
Rotor Cutter Model:
"W" Style Rotor
Pre-Compression chamber with
crop sensor plates
Gearbox driven stuffer assembly
Stuffer fork-type with 4 tines

BALE CHAMBER:

Plunger speed - 48 strokes per minute
Plunger stroke - 28 in. (710 mm)
Plunger drive - direct from gearbox
Bale ejector (standard and partial bale)
with rear controls standard on
all balers

DIRECT DRIVE KNOTTERS:

350 lb. MINIMUM REQUIREMENT knot
strength twine
(4) Heavy-duty double-tie knotters
Knotter drive - gearbox and shaft
Twine capacity - 32 balls
(2) Knotter fans

BALER CONTROL / MONITORING:

Bale density system - adjustable,
automatic
ISOBUS 11783 standard compatible
Bale drop indicator (roller chute only)
Automatic centralized greasing system
with quick fill adaptor
Automatic chain lubrication system
Quick release chamber pressure

**LB334 LARGE SQUARE BALER
US PRICE LIST**

**(Ex Works Port of Entry)
Standard Equipment**

TRANSPORT:

Rear Bumper
Highway transport chain
Parking jack
Road lights
Work lights
Conveniently located toolbox

PURCHASED PROTECTION:

The Case IH Protection Plan (CPP) is available for this model.

REQUIREMENTS FOR OPERATION:

Tractor Requirements:

1000 rpm PTO, 1-3/8 in. 21 spline

Standard Model:

102 PTO hp Minimum,
120 PTO hp recommended

Packer Cutter Model:

110 PTO hp Minimum,
130 PTO hp recommended

Rotor Cutter Model:

130 PTO hp Minimum,
145 PTO hp recommended

Hammerstrap clevis hitch

Tractor remotes

- Raise/lower pickup
- Bale ejector and roller chute raise/lower
- Knives raise/lower (Rotor & Packer units only)

**LB334 LARGE SQUARE BALER
US PRICE LIST**

(Ex Works Port of Entry)
Models

COMMERCIAL MODEL	BALE SIZE	Weight	List Price
LB334 STANDARD	35.4 in. (H) x 31.5 in. (W)	13,227 LB	\$113,735.00
LB334 PACKER CUTTER	35.4 in. (H) x 31.5 in. (W)	16,500 LB	\$121,175.00
LB334 ROTOR CUTTER	35.4 in. (H) x 31.5 in. (W)	16,500 LB	\$129,262.00

Factory Supplied Options

Order Code	Description	Weight	List Price
------------	-------------	--------	------------

POWER TAKE OFF

SD 03011 PTO

722001	1-3/8 in. 21 spline		No Charge
722376	1-3/4in. 20 spline		No Charge

AXLE

SD 15001 AXLES

722325	Single Axle		No Charge
722007	Single axle w/hyd br Single axle with hydraulic brakes. Requires six months lead time.		\$2,977.00
722448	AutoSteer tandem axle		\$8,905.00
722446	AutoSteer tandem axle w/hyd br Tandem axle with hydraulic brakes. Requires six months lead time.		\$10,399.00
422237	Large Steer Tandem Axle		\$10,326.00
422090	Lg Steer Tandem Axle w/hyd br Large Steer Tandem axle with hydraulic brakes. Requires six months lead time.		\$11,819.00

TIRES

SD 16066 WHEELS AND TIRES

Single Axle			
8025011	WH600/55R22.5-12PR Alliance		No Charge

**LB334 LARGE SQUARE BALER
US PRICE LIST**

(Ex Works Port of Entry)

Steer Tandem Axle			
	8504012	WH500/50-17.0-14PR Alliance Requires steer tandem axle (722448 or 722446)	No Charge
Large Steer Tandem Axle			
	8025013	WH 620/50-R22.5 Alliance Available for Rotor Cutter only Requires Large Steer tandem axle (422090 or 422237)	\$6,463.00
	8504013	WH550/45R22.5-151E Alliance Requires Large Steer tandem axle (422090 or 422237)	\$4,223.00

BALE EXIT

SD_B8403 BALE CHUTE GROUP			
	422087	Less Bale Chute	No Charge
	422212	Single Piece Roller Chute	\$3,378.00
	422089	Folding Hyd Roller Chute	\$4,058.00

CONTROL - MONITOR

SD_B6301 CONTROL GROUP			
	422092	No Monitor Using Tractor VT	No Charge
	422094	Control Monitor III - Color AFS Pro 300 Color Touch Screen Display	\$2,522.00
	422584	Control Monitor IV - Color AFS Pro 700 Large Color Touch Screen Display	\$5,235.00

ADDITIONAL OPERATOR'S MANUAL

SD_47083 OPERATOR'S MANUAL			
	712371	English - North America	No Charge
	712945	Manuals Eng/Fre (NA)	No Charge
	412136	Manuals Eng/Span (NA)	No Charge

OTHER EQUIPMENT

FACTORY INSTALLED

SD_06074 SERVICE LIGHTS			
	X06074X	No Service Lights	No Charge
	422282	Service Light Pack FF In addition to the standard light package: Includes: Two LED pick up lights, Right hand side stuffer light, two knotter lights, and one needle light.	\$798.00

**LB334 LARGE SQUARE BALER
US PRICE LIST**

(Ex Works Port of Entry)

SD_50130 COMFORT PACKAGE

	X50130X	No Comfort Package		No Charge
	422280	Comfort Package FF Includes: Right Hand Rail, Large Tool Box, and Water tank for hand washing.		\$1,082.00

SD_B6506 KNIFE DRAWER

	XB6506X	No Knife Drawer For use with Standard and Packer Cutter models		No Charge
	422131	Knife drawer - abrasive medium Medium Cut Rotor with cut spacing of 3.1 in. (79mm)		(\$1,272.00)
	422133	Knife drawer - abrasive short Short Cut Rotor with Spacing of 1.5 in. (39mm) 23 hard faced knives for abrasive conditions		No Charge

FIELD INSTALLED

SD_21014 CAMERAS

	X21014X	No Cameras		No Charge
	712828	Camera Kit FI		\$1,218.00

SD_27053 BALE WEIGHT SYSTEM

	X27053X	No Bale Weight Syst.		No Charge
	412020	Bale Weight Syst. FI Requires Folding Hydraulic Roller Chute (422089)		\$5,060.00

SD_30031 ROTARY BEACON

	X30031X	No Rotary Beacon		No Charge
	712168	Rotary Beacon FI		\$397.00

SD_B8301 BALE LENGTH

	XB8301X	No Electric Bale Length Kit		No Charge
	412046	Electric Bale Length Kit FI		\$1,128.00

**LB434 LARGE SQUARE BALER
US PRICE LIST**

**(Ex Works Port of Entry)
Standard Equipment**

BALE SIZE:

35.4 in. (H) x 47.2 in. (W)
(900 x 1200 mm)
98 in. (2500 mm) maximum bale length
"Silage Ready" baler

PTO TRACTOR HOOK-UP:

1-3/4 20-Spline 1000 PTO
Heavy-duty slip clutch with over
running clutch
ASAE Cat III drawbar (requires
tractor clevis hitch)
Swivel Ball Hitch includes both 1 1/4 in.
& 1 5/8 in. interchangeable diameters.

STANDARD PICK-UP:

88 in./2.2m pick-up width at deflectors
81 in./2.1m pick-up width at
outside tines
64 Double tines on 4 tine bars
Large 15 x 6.00-6, 4 PR pick-up tires
(2)
Adjustable Roller Windguard

ROTOR PICK-UP:

92.6 in./2352mm pick-up width at
deflectors
86.6 in./2200mm pick-up width at
outside tines
68 Steel Coil tines on 4 tine bars
Large 15 x 6.00-6, 4 PR pick-up tires
(2)

ROTOR CUTTER:

Rotor cutter width: 47.2 in./1200 mm
Rotor cutter diameter: 26 in./650 mm
"W" style rotor with offset length
lobes
Rotor speed: 99 rpm
Cut-out clutch with automatic
re-engaging
Direct transfer of crop to
pre-compression chamber
(29) abrasive short Knives with
minimum spacing of 1.5 in./80mm

ROTOR CUTTER (continued):

Hydraulic engagement of knives
from tractor
Knife drawer slides to left side of baler
for full service access
Blanking plates replace knives when
not in use
Automatic re-engaging springs
protect knives

PRE-COMPRESSION CHAMBER:

Standard: 3 forks, 9 single tines
Rotor: "W" style rotor direct fork
Charge chamber with crop
sensor plates
Gearbox driven stuffer assembly
Stuffer fork-type with 6 tines

BALE CHAMBER:

Plunger speed - 48 strokes per minute
Plunger stroke - 28 in. (710mm)
Plunger drive - direct from gearbox
Bale ejector (standard and partial bale)
with rear controls standard on
all balers

DIRECT DRIVE KNOTTERS:

350 lb. MINIMUM REQUIREMENT knot
strength twine
(6) Heavy-duty double-tie knotters
Knotter drive - gearbox and shaft
Twine capacity - 32 balls
(3) Knotter fans

BALER CONTROL / MONITORING:

Bale density system - adjustable,
automatic
ISOBUS 11783 standard compatible
Bale drop indicator (roller chute only)
Automatic centralized greasing system
with quick fill adaptor
Automatic chain lubrication system
Quick release chamber pressure

**LB434 LARGE SQUARE BALER
US PRICE LIST**

**(Ex Works Port of Entry)
Standard Equipment**

TRANSPORT:

Rear Bumper
Highway transport chain
Parking jack
Road lights
Work lights
Conveniently located toolbox

PURCHASED PROTECTION:

The Case IH Protection Plan (CPP) is available for this model.

REQUIREMENTS FOR OPERATION:

Standard:

1000 rpm PTO, 1-3/4 in. 20 Spline
125 PTO horsepower MINIMUM,
145 PTO horsepower recommended
Hammerstrap clevis hitch
(2) tractor remotes
- Raise/lower pickup
- Bale ejector and roller chute
raise/lower

Rotor:

1000 rpm PTO, 1-3/4 in 20 spline
150 PTO horsepower MINIMUM,
175 PTO horsepower recommended
Hammerstrap clevis hitch
(3) Tractor remotes
- Raise/lower pick-up
- Bale ejector and roller chute
raise/lower
- Raise/lower cutter knives and
knife drawer

**LB434 LARGE SQUARE BALER
US PRICE LIST**

(Ex Works Port of Entry)
Models

COMMERCIAL MODEL	BALE SIZE	Weight	List Price
LB434 STANDARD	35.4 in. (H) x 47.2 in. (W)	16,500 LB	\$139,258.00
LB434 ROTOR CUTTER	35.4 in. (H) x 47.2 in. (W)	13,227 LB	\$155,555.00

Factory Supplied Options

Order Code	Description	Weight	List Price
------------	-------------	--------	------------

POWER TAKE OFF

SD_03011 PTO

722376	1-3/4in. 20 spline		No Charge
--------	--------------------	--	-----------

AXLE

SD_15001 AXLES

722325	Single Axle		No Charge
722007	Single axle w/hyd br Single axle with hydraulic brakes. Requires six months lead time.		\$2,977.00
722448	AutoSteer tandem axle		\$8,905.00
722446	AutoSteer tandem axle w/hyd br Tandem axle with hydraulic brakes. Requires six months lead time.		\$10,399.00
422237	Large Steer Tandem Axle		\$10,326.00
422090	Lg Steer Tandem Axle w/hyd br Large Steer Tandem axle with hydraulic brakes. Requires six months lead time.		\$11,819.00

TIRES

SD_16066 WHEELS AND TIRES

Single Axle			
8025011	WH600/55R22.5-12PR Alliance		No Charge
8025012	WH700/40R22.5-328 Alliance flotation tires (must order with Single axle, 722325)		\$258.00

**LB434 LARGE SQUARE BALER
US PRICE LIST**

(Ex Works Port of Entry)

Steer Tandem Axle			
	8504012	WH500/50-17.0-14PR Alliance Requires steer tandem axle (722448 or 722446)	No Charge
Large Steer Tandem Axle			
	8025013	WH 620/50-R22.5 Alliance Available for Rotor Cutter only Requires Large Steer tandem axle (422090 or 422237)	\$6,463.00
	8504013	WH550/45R22.5-151E Alliance Requires Large Steer tandem axle (422090 or 422237)	\$4,223.00

BALE EXIT

SD_B8403 BALE CHUTE GROUP			
	422087	Less Bale Chute	No Charge
	422212	Single Piece Roller Chute	\$3,378.00
	422089	Folding Hyd Roller Chute	\$4,058.00

CONTROL - MONITOR

SD_B6301 CONTROL GROUP			
	422092	No Monitor Using Tractor VT	No Charge
	422094	Control Monitor III - Color AFS Pro 300 Color Touch Screen Display	\$2,522.00
	422584	Control Monitor IV - Color AFS Pro 700 Large Color Touch Screen Display	\$5,235.00

ADDITIONAL OPERATOR'S MANUAL

SD_47083 OPERATOR'S MANUAL			
	712371	English - North America	No Charge
	712945	Manuals Eng/Fre (NA)	No Charge
	412136	Manuals Eng/Span (NA)	No Charge

OTHER EQUIPMENT

FACTORY INSTALLED

SD_06074 SERVICE LIGHTS			
	X06074X	No Service Lights	No Charge
	422282	Service Light Pack FF In addition to the standard light package: Includes: Two LED pick up lights, Right hand side stuffer light, two knotter lights, and one needle light.	\$798.00

**LB434 LARGE SQUARE BALER
US PRICE LIST**

(Ex Works Port of Entry)

SD_50130 COMFORT PACKAGE

	X50130X	No Comfort Package		No Charge
	422280	Comfort Package FF Includes: Right Hand Rail, Large Tool Box, and Water tank for hand washing.		\$1,082.00

SD_B6506 KNIFE DRAWER

	XB6506X	No Knife Drawer For use with Standard and Packer Cutter models		No Charge
	422131	Knife drawer - abrasive medium Medium Cut Rotor with cut spacing of 3.1 in. (79mm)		(\$1,272.00)
	422133	Knife drawer - abrasive short Short Cut Rotor with Spacing of 1.5 in. (39mm) 23 hard faced knives for abrasive conditions		No Charge

FIELD INSTALLED

SD_21014 CAMERAS

	X21014X	No Cameras		No Charge
	712828	Camera Kit FI		\$1,218.00

SD_27053 BALE WEIGHT SYSTEM

	X27053X	No Bale Weight Syst.		No Charge
	412020	Bale Weight Syst. FI Requires Folding Hydraulic Roller Chute (422089)		\$5,060.00

SD_30031 ROTARY BEACON

	X30031X	No Rotary Beacon		No Charge
	712168	Rotary Beacon FI		\$397.00

SD_B8301 BALE LENGTH

	XB8301X	No Electric Bale Length Kit		No Charge
	412046	Electric Bale Length Kit FI		\$1,128.00

MDX21 DISC MOWER
US PRICE LIST

(Ex Works Mountville, PA)

Standard Equipment

GENERAL:

5 ft. 6 in. (1.7m) cutting width
4 oval cutting discs with 2 reversible
knives per disc
Low profile, enclosed gear-driven
cutterbar
Disc rock guards and skid shoes
Open right-side with outside
divider drum
Right side swath divider wheel
Category I & II 3-point hitch
Spring-loaded cutterbar breakaway
system
Inner floatation spring
Hydraulic cutterbar lift
(single-acting cylinder)
Two (2) adjustable parking stands
540 rpm PTO driveline with
overrunning clutch
PTO shaft storage support

Requirements for Operation:

Tractor Requirements:

35 PTO horsepower minimum
Only for use with tractors having a
fully enclosed cab

Note: One disc mower packaged in
each crate

**MDX21 DISC MOWER
US PRICE LIST**

(Ex Works Mountville, PA)

Models

COMMERCIAL MODEL	WORKING WIDTH	Weight	List Price
MDX21 DISC MOWER	5 ft. 6 in. Cut Width	933 LB	\$7,522.00

Factory Supplied Options

Order Code	Description	Weight	List Price
ADDITIONAL OPERATOR'S MANUAL			
SD_47083 OPERATOR'S MANUAL			
	X47083X No Additional Operators Manual		No Charge
	715294 French Canadian	1 LB	No Charge
	715309 Spanish	1 LB	No Charge
OTHER EQUIPMENT - NOT FACTORY INSTALLED			
SD_16030 INNER SWATH WHEEL KIT			
	X16030X No Inner swath wheel kit		No Charge
	717279 Inner swath wheel kit	21 LB	\$289.00

**MDX21 DISC MOWER
US PRICE LIST**

(Ex Works Mountville, PA)

Factory Supplied Attachments

Order Code	Description	Weight		List Price
Attachments				
717279006	Inner Swath Wheel Kit	21 LB		\$289.00

MDX31 DISC MOWER
US PRICE LIST

(Ex Works Mountville, PA)

Standard Equipment

GENERAL:

6 ft. 9 in. (2.1m) cutting width
5 oval cutting discs with 2 reversible
knives per disc
Low profile, enclosed gear-driven
cutterbar
Disc rock guards and skid shoes
Open right-side with outside
divider drum
Right side swath divider wheel
Category I & II 3-point hitch
Spring-loaded cutterbar breakaway
system
Inner floatation spring
Hydraulic cutterbar lift
(single-acting cylinder)
Two (2) adjustable parking stands
540 rpm PTO driveline with
overrunning clutch
PTO shaft storage support

Requirements for Operation:

Tractor Requirements:

40 PTO horsepower minimum
Only for use with tractors having a
fully enclosed cab

Note: One disc mower packaged in
each crate

**MDX31 DISC MOWER
US PRICE LIST**

(Ex Works Mountville, PA)

Models

COMMERCIAL MODEL	WORKING WIDTH	Weight	List Price
MDX31 DISC MOWER	6 ft. 8 in. Cut Width	1,016 LB	\$8,397.00

Factory Supplied Options

Order Code	Description	Weight	List Price
ADDITIONAL OPERATOR'S MANUAL			
SD_47083 OPERATOR'S MANUAL			
	X47083X No Additional Operators Manual		No Charge
	715294 French Canadian	1 LB	No Charge
	715309 Spanish	1 LB	No Charge
OTHER EQUIPMENT - NOT FACTORY INSTALLED			
SD_16030 INNER SWATH WHEEL KIT			
	X16030X No Inner swath wheel kit		No Charge
	717279 Inner swath wheel kit	21 LB	\$289.00

**MDX31 DISC MOWER
US PRICE LIST**

(Ex Works Mountville, PA)

Factory Supplied Attachments

	Order Code	Description	Weight	List Price
	717279006	Inner Swath Wheel Kit	21 LB	\$289.00

MDX41 DISC MOWER
US PRICE LIST

(Ex Works Mountville, PA)

Standard Equipment

GENERAL:

7 ft. 11 in. (2.4m) cutting width
6 oval cutting discs with 2 reversible
knives per disc
Low profile, enclosed gear-driven
cutterbar
Disc rock guards and skid shoes
Open right-side with outside
divider drum
Right side swath divider wheel
Category II 3-point hitch with adjustable
lower hitch pins
Spring-loaded cutterbar breakaway
system
Inner and outer floatation springs
Hydraulic cutterbar lift
(single-acting cylinder)
Two (2) adjustable parking stands
540 rpm PTO driveline with
overrunning clutch
PTO shaft storage support

Requirements for Operation:

Tractor Requirements:

50 PTO horsepower minimum
Only for use with tractors having a
fully enclosed cab

Note: One disc mower packaged in
each crate

**MDX41 DISC MOWER
US PRICE LIST**

(Ex Works Mountville, PA)

Models

COMMERCIAL MODEL	WORKING WIDTH	Weight	List Price
MDX41 DISC MOWER	7 ft. 10 in. Cut Width	1,215 LB	\$9,422.00

Factory Supplied Options

Order Code	Description	Weight	List Price
ADDITIONAL OPERATOR'S MANUAL			
SD_47083 OPERATOR'S MANUAL			
	X47083X No Additional Operators Manual		No Charge
	715294 French Canadian	1 LB	No Charge
	715309 Spanish	1 LB	No Charge
OTHER EQUIPMENT - NOT FACTORY INSTALLED			
SD_16030 INNER SWATH WHEEL KIT			
	X16030X No Inner swath wheel kit		No Charge
	717279 Inner swath wheel kit	21 LB	\$289.00

MDX41 DISC MOWER
US PRICE LIST

(Ex Works Mountville, PA)

Factory Supplied Attachments

	Order Code	Description	Weight	List Price
	717279006	Inner Swath Wheel Kit	21 LB	\$289.00

**MD72 DISC MOWER
US PRICE LIST**

**(Ex Works New Holland, PA)
Standard Equipment**

GENERAL:

6 ft. 8 in. (2.0m) cutting width
5 Disc modular cutterbar
ASAE Category I or II 3-point hitch
Standard 540 rpm PTO driveline
Overrunning clutch
Spring-loaded breakaway latch
Cutterbar flotation spring
Cutterbar shock protection system

Requirements for Operation:

45 PTO horsepower minimum
Only for use with tractors having a fully enclosed cab.

NOTE:

This product must be ordered in multiples of 2 due to crating or packing when shipped.

**MD72 DISC MOWER
US PRICE LIST**

(Ex Works New Holland, PA)

Models

COMMERCIAL MODEL	WORKING WIDTH	Weight	List Price
MD72 DISC MOWER	6 ft. 8 in. Cut Width	1,440 LB	\$9,898.00

Factory Supplied Options

Order Code	Description	Weight	List Price
------------	-------------	--------	------------

ADDITIONAL OPERATOR'S MANUAL

SD_47083 OPERATOR'S MANUAL

	X47083X	No Additional Operators Manual		No Charge
	715309	Spanish	1 LB	No Charge
	715257	French Canadian 715257	1 LB	No Charge

OTHER EQUIPMENT - NOT FACTORY INSTALLED

SD_50047 HIGH STUBBLE KIT

	X50047X	No high stubble kit		No Charge
	715289	High stubble kit Includes 8 skid shoes. Cutting height with high stubble kit is 2.25-4.5 in. (58-115 mm)	92 LB	\$572.00

SD_H5812 RH SWATHBOARD KIT

	XH5812X	No swathboard kit		No Charge
	717355	RH Swathboard kit	12 LB	\$138.00

**MD82 DISC MOWER
US PRICE LIST**

**(Ex Works New Holland, PA)
Standard Equipment**

GENERAL:

7 ft. 10 in. (2.4m) cutting width
6 Disc modular cutterbar
ASAE Category II 3-point hitch
Standard 540 rpm PTO driveline
Overrunning clutch
Spring-loaded breakaway latch
Cutterbar flotation spring
Cutterbar shock protection system

Requirements for Operation:

55 PTO horsepower minimum
Only for use with tractors having a fully enclosed cab.

NOTE:

This product must be ordered in multiples of 2 due to crating or packing when shipped.

**MD82 DISC MOWER
US PRICE LIST**

(Ex Works New Holland, PA)

Models

COMMERCIAL MODEL	WORKING WIDTH	Weight	List Price
MD82 DISC MOWER	7 ft. 10 in. Cut Width	1,610 LB	\$11,383.00

Factory Supplied Options

Order Code	Description	Weight	List Price
------------	-------------	--------	------------

ADDITIONAL OPERATOR'S MANUAL

SD_47083 OPERATOR'S MANUAL

X47083X	No Additional Operators Manual		No Charge
715309	Spanish	1 LB	No Charge
715257	French Canadian 715257	1 LB	No Charge

OTHER EQUIPMENT - NOT FACTORY INSTALLED

SD_50047 HIGH STUBBLE KIT

X50047X	No high stubble kit		No Charge
715289	High stubble kit Includes 8 skid shoes. Cutting height with high stubble kit is 2.25-4.5 in. (58-115 mm)	92 LB	\$572.00

SD_H5812 RH SWATHBOARD KIT

XH5812X	No swathboard kit		No Charge
717355	RH Swathboard kit	12 LB	\$138.00

**MD92 DISC MOWER
US PRICE LIST**

**(Ex Works New Holland, PA)
Standard Equipment**

GENERAL:

9 ft. 2 in. (2.8m) cutting width
7 Disc modular cutterbar
ASAE Category II 3-point hitch
Heavy-duty 540 rpm PTO driveline
Overrunning clutch
Spring-loaded breakaway latch
Cutterbar flotation spring
Cutterbar shock protection system

Requirements for Operation:

60 PTO horsepower minimum
Only for use with tractors having a fully enclosed cab.

NOTE:

This product must be ordered in multiples of 2 due to crating or packing when shipped.

**MD92 DISC MOWER
US PRICE LIST**

(Ex Works New Holland, PA)

Models

COMMERCIAL MODEL	WORKING WIDTH	Weight	List Price
MD92 DISC MOWER	9 ft. 2 in. Cut Width	1,750 LB	\$12,508.00

Factory Supplied Options

Order Code	Description	Weight	List Price
------------	-------------	--------	------------

ADDITIONAL OPERATOR'S MANUAL

SD_47083 OPERATOR'S MANUAL

X47083X	No Additional Operators Manual		No Charge
715309	Spanish	1 LB	No Charge
715257	French Canadian 715257	1 LB	No Charge

OTHER EQUIPMENT - NOT FACTORY INSTALLED

SD_50047 HIGH STUBBLE KIT

X50047X	No high stubble kit		No Charge
715289	High stubble kit Includes 8 skid shoes. Cutting height with high stubble kit is 2.25-4.5 in. (58-115 mm)	92 LB	\$572.00

SD_H5812 RH SWATHBOARD KIT

XH5812X	No swathboard kit		No Charge
717355	RH Swathboard kit	12 LB	\$138.00

TD102 PULL TYPE DISC MOWER
US PRICE LIST

(Ex Works New Holland, PA)
Standard Equipment

GENERAL:

10 ft. 4 in. (3.15m) cutting width
8 Disc modular cutterbar
95 in. (2.41m) swath width
Mechanically adjustable header tilt
Vertical and lateral cutterbar flotation
controlled by adjustable springs
Clevis hitch tractor attachment
540 rpm PTO drive
80° constant velocity PTO drive shaft
Slip clutch and overrunning clutch
protected driveline
Highway transport chain
Hydraulic Tongue Swing
27 x 9.5 - 15, 6PR tires
Cutterbar shock protection system
10 ft. 10 in. (3.3m) transport width

Requirements for Operation:

Tractor Requirements:

60 PTO horsepower minimum
Only for use with tractors having a fully
enclosed cab
Requires 2 hydraulic remote valves

**TD102 PULL TYPE DISC MOWER
US PRICE LIST**

(Ex Works New Holland, PA)

Models

COMMERCIAL MODEL	WORKING WIDTH	Weight	List Price
TD102 PT DISC MW	10 ft. 4 in. Cut Width	3,035 LB	\$20,312.00

Factory Supplied Options

Order Code	Description	Weight	List Price
------------	-------------	--------	------------

ADDITIONAL OPERATOR'S MANUAL

SD_47083 OPERATOR'S MANUAL

X47083X	No Additional Operators Manual		No Charge
715309	Spanish	1 LB	No Charge
715257	French Canadian 715257	1 LB	No Charge

OTHER EQUIPMENT - NOT FACTORY INSTALLED

SD_50047 HIGH STUBBLE KIT

X50047X	No high stubble kit		No Charge
715289	High stubble kit Includes 8 skid shoes. Cutting height with high stubble kit is 2.25-4.5 in. (58-115 mm)	92 LB	\$572.00

**DC92 DISC MOWER CONDITIONER
US PRICE LIST**

**(Ex Works New Holland, PA)
Standard Equipment**

CUTTERBED:

9 ft. 2 in. (2.8m) cutting width
7 Disc Modular Cutterbar
Vertical and radial flotation
Adjustable flotation springs
Cutterbar shock protection system

CONDITIONING SYSTEMS:

Conditioning Rolls:

90 in. (2.29m) wide,
10-3/8 in. (26.35cm) diameter
intermeshing

Automatic on-the-go roll separation
Single crank adjustable roll pressure
Crop Lifters

Flail Conditioning:

90 in. (2.29m) rotor with 90 tapered
flails
Adjustable rotor hood with replaceable
smooth liner
High Speed Rotor (1016 RPM)

FRAME:

Side Pull Design
Mechanical header angle adjustment
Hydraulic Tongue Swing
Adjustable Windrow Shields
Adjustable Swath Gate
9.5L x 14 6 PR, Heavy Implement Tires

DRIVE:

540 RPM PTO drive
80° constant velocity PTO drive shaft

MISCELLANEOUS:

Highway Transport Chain
Conveniently located toolbox
Complete transport lights per
ASAE S279.11
High density polyethylene
impact resistant hood liner

Requirements for Operation:

65 PTO horsepower minimum
Only for use with tractors having a fully
enclosed cab.

**DC92 DISC MOWER CONDITIONER
US PRICE LIST**

(Ex Works New Holland, PA)

Models

COMMERCIAL MODEL	CONDITIONER TYPE	WORKING WIDTH	Weight	List Price
DC92 DISC MWR COND	Rubber on rubber chevron	9 ft. 2 in. Cut Width	3,740 LB	\$28,563.00
DC92 DISC MWR COND	Flail Rotor Conditioner	9 ft. 2 in. Cut Width	3,690 LB	\$27,153.00

Factory Supplied Options

Order Code	Description	Weight	List Price
BASE UNIT			
SD_01001 BASE UNIT			
725951	7-Disc Mower Conditioner		No Charge
HITCH			
SD_41039 HITCH			
X41039X	No hitch Standard Tongue Only		No Charge
HEADER TILT			
SD_50016 HYDRAULIC TILT KIT			
X50016X	No Hydraulic header tilt		No Charge
715264	Hydraulic header tilt	25 LB	\$359.00
SD_50017 MECHANICAL TILT KIT			
X50017X	No Mechanical header tilt		No Charge
715304	Mechanical header tilt	15 LB	No Charge
ADDITIONAL OPERATOR'S MANUAL			
SD_47083 OPERATOR'S MANUAL			
X47083X	No Additional Operators Manual		No Charge

**DC92 DISC MOWER CONDITIONER
US PRICE LIST**

(Ex Works New Holland, PA)

	715257	French Canadian 715257	1 LB	No Charge
	715309	Spanish	1 LB	No Charge

OTHER EQUIPMENT - NOT FACTORY INSTALLED

SD_50047 HIGH STUBBLE KIT

	X50047X	No high stubble kit		No Charge
	715289	High stubble kit Includes 8 skid shoes. Cutting height with high stubble kit is 2.25-4.5 in. (58-115 mm)	92 LB	\$592.00

SD_H5815 TEXTURED LINER KIT

	XH5815X	No textured liner kit		No Charge
	716537	Textured liner kit For use with Flail version	84 LB	\$384.00

**DC102 DISC MOWER CONDITIONER
US PRICE LIST**

**(Ex Works New Holland, PA)
Standard Equipment**

CUTTERBED:

10 ft. 4 in. (3.15m) cutting width
8 Disc Modular Cutterbar
Vertical and radial flotation
Adjustable flotation springs
Cutterbar shock protection system

CONDITIONING SYSTEMS:

Conditioning Rolls:
102 in. (2.59m) wide,
10-3/8 in. (26.35cm) diameter
intermeshing
Automatic on-the-go roll separation
Single crank adjustable roll pressure
Crop Lifters

Flail Conditioning:

102 in. (2.59m) rotor with 100
tapered flails
Adjustable rotor hood with
replaceable smooth liner
High Speed Rotor (1000 RPM)

FRAME:

Side Pull Design
Hydraulic Header Tilt
Hydraulic Tongue Swing
Adjustable Windrow Shields
Adjustable Swath Gate
11L x 15, 6 PR Heavy Implement Tires
(conditioning roll models)
9.5L x 14, 6 PR Heavy Implement Tires
(flail model)

MISCELLANEOUS:

Highway Transport Chain
Conveniently located toolbox
Complete transport lights per
ASAE S279.11
High density polyethylene impact
resistant hood liner
Standard tongue includes tire bumper

Requirements for Operation:

80 PTO horsepower minimum
Only for use with tractors having a fully
enclosed cab.

**DC102 DISC MOWER CONDITIONER
US PRICE LIST**

(Ex Works New Holland, PA)

Models

COMMERCIAL MODEL	CONDITIONER TYPE	WORKING WIDTH	Weight	List Price
DC102 DISC MWR COND	Rubber on rubber chevron	10 ft. 4 in. Cut Width	4,100 LB	\$31,321.00
DC102 DISC MWR COND	Steel on steel chevron	10 ft. 4 in. Cut Width	4,200 LB	\$31,874.00
DC102 DISC MWR COND	Flail Rotor Conditioner	10 ft. 4 in. Cut Width	4,000 LB	\$29,737.00

Factory Supplied Options

Order Code	Description	Weight	List Price
------------	-------------	--------	------------

BASE UNIT

SD_01001 BASE UNIT

	726741	8 DMC Rubber Standard TNG		No Charge
	726742	8 DMC Flail Standard TNG		No Charge
	726743	8 DMC Steel Standard TNG		No Charge
	726744	8 DMC Rubber Swivel TNG-540PTO Includes 540 rpm PTO		\$1,109.00
	726745	8 DMC Steel Swivel TNG-540PTO Includes 540 rpm PTO		\$1,109.00
	726746	8 DMC Flail Swivel TNG-540PTO Includes 540 rpm PTO		\$1,109.00

PTO DRIVE OPTIONS

SD_03005 PTO-1000 RPM

	X03005X	No 1000 RPM PTO		No Charge
	715291	1000 RPM PTO For Standard Tongue Units Only Replaces Std 540 PTO	45 LB	No Charge

SD_03006 PTO-540 RPM

	X03006X	No 540 RPM PTO Price credit when neither 540 rpm nor 1000 rpm PTO are ordered with Standard Tongue.		
--	---------	---	--	--

**DC102 DISC MOWER CONDITIONER
US PRICE LIST**

(Ex Works New Holland, PA)

		if BASE UNIT is 8 DMC Steel Standard TNG and PTO-1000 RPM is No 1000 RPM PTO			(\$1,188.00)
		if BASE UNIT is 8 DMC Rubber Standard TNG and PTO-1000 RPM is No 1000 RPM PTO			(\$1,188.00)
		if BASE UNIT is 8 DMC Flail Standard TNG and PTO-1000 RPM is No 1000 RPM PTO			(\$1,188.00)
	715290	540 RPM PTO Option code 715290 not available with swivel tongue hitch models because 540 rpm PTO is already standard on those models.	65 LB		No Charge

HITCH

SD_41039 HITCH

	X41039X	No hitch Standard Tongue Only			No Charge
	717936	Drawbar Hitch Swivel Tongue Only			No Charge
	717937	2 Point Hitch Swivel Tongue Only			No Charge

ADDITIONAL OPERATOR'S MANUAL

SD_47083 OPERATOR'S MANUAL

	X47083X	No Additional Operators Manual			No Charge
	715257	French Canadian 715257	1 LB		No Charge
	715309	Spanish	1 LB		No Charge

OTHER EQUIPMENT - NOT FACTORY INSTALLED

SD_41033 TOW BAR

	X41033X	No tow bar			No Charge
	716548	Tow bar			\$806.00

SD_50047 HIGH STUBBLE KIT

	X50047X	No high stubble kit			No Charge
	715289	High stubble kit Includes 8 skid shoes. Cutting height with high stubble kit is 2.25-4.5 in. (58-115 mm)	92 LB		\$592.00

SD_H5815 TEXTURED LINER KIT

	XH5815X	No textured liner kit			No Charge
	716537	Textured liner kit For use with Flail version	84 LB		\$384.00

**DC132 CENTER PIVOT DISC MOWER COND.
US PRICE LIST**

**(Ex Works New Holland, PA)
Standard Equipment**

CUTTERBED:

13 ft. (3.96m) cutting width
10 Disc Modular Cutterbar
Vertical and radial flotation
Adjustable flotation springs
Cutterbar shock protection system

CONDITIONING SYSTEMS:**Conditioning Rolls:**

102 in. (2.59m) wide,
10-3/8 in. (26.35cm) diameter
intermeshing

Automatic on-the-go roll separation
Single crank adjustable roll pressure
High-speed conditioner roll drive
Crop Lifters

Flail Conditioning:

102 in. (2.59m) rotor with 100 tapered
flails
Adjustable rotor hood with replaceable
smooth liner
High Speed Rotor (1011 RPM)

FRAME:

Center Pivot Frame
Hydraulic Header Tilt
Hydraulic Tongue Swing
Adjustable Windrow Shields
Adjustable Swath Gate
31 x 13.5-15 8 PR, Implement Tires

DRIVE:

1000 RPM Drive
1-3/8 in., 21 spline PTO

MISCELLANEOUS:

Highway Transport Chain
Conveniently located toolbox
Complete transport lights per
ASAE S279.11
High density polyethylene impact
resistant hood liner

Requirements for Operation:

90 PTO horsepower minimum
Only for use with tractors having fully
enclosed cab.

**DC132 CENTER PIVOT DISC MOWER COND.
US PRICE LIST**

(Ex Works New Holland, PA)

Models

COMMERCIAL MODEL	CONDITIONER TYPE	WORKING WIDTH	Weight	List Price
DC132 DISC MWR COND	Rubber on rubber chevron	13 Ft. Cut Width	5,180 LB	\$41,601.00
DC132 DISC MWR COND	Steel on steel chevron	13 Ft. Cut Width	5,180 LB	\$42,155.00
DC132 DISC MWR COND	Flail Rotor Conditioner	13 Ft. Cut Width	5,180 LB	\$39,665.00

Factory Supplied Options

Order Code	Description	Weight	List Price
HITCH			
SD 41030 HITCH			
716694	Drawbar swivel hitch-installed Category 3 recommended Not compatible with Category 3 heavy duty drawbar tractors	1,300 LB	No Charge
716533	2-point swivel hitch-installed	1,300 LB	No Charge
716535	Drawbar style standard tongue And bolt-on hitch extension	1,300 LB	(\$1,953.00)
ADDITIONAL OPERATOR'S MANUAL			
SD 47083 OPERATOR'S MANUAL			
X47083X	No Additional Operators Manual		No Charge
715309	Spanish	1 LB	No Charge
715257	French Canadian 715257	1 LB	No Charge
OTHER EQUIPMENT - NOT FACTORY INSTALLED			
SD 16046 TIRE BUMPER EXT KIT			
X16046X	No tire bumper extension		No Charge
716422	Tire bumper extension Required on DC132 standard tongue for certain tractor/tire configurations. See operator's manual for details.	85 LB	\$367.00

**DC132 CENTER PIVOT DISC MOWER COND.
US PRICE LIST**

(Ex Works New Holland, PA)

SD_41033 TOW BAR

	X41033X	No tow bar			No Charge
	716548	Tow bar For swivel hitch tongue	168 LB		\$806.00

SD_50018 CORNER MARKER KIT

	X50018X	No corner marker kit			No Charge
	716791	Corner marker kit For corner visibility during operation or transport	5 LB		\$204.00

SD_50047 HIGH STUBBLE KIT

	X50047X	No high stubble kit			No Charge
	715289	High stubble kit Includes 8 skid shoes, cutting height with high stubble fit is 2.25" - 4.5" (58-115 mm)	92 LB		\$592.00

SD_H5101 CROP DIVIDERS

	XH5101X	No crop dividers			No Charge
	717002	Crop dividers	22 LB		\$339.00

SD_H5815 TEXTURED LINER KIT

	XH5815X	No textured liner kit			No Charge
	716537	Textured liner kit For use with flail version	84 LB		\$384.00

DC162 CENTER PIVOT DISC MOWER COND.
US PRICE LIST

(Ex Works New Holland, PA)
Standard Equipment

CUTTERBED:

15 ft. 7 in. (4.75m) cutting width
12 Disc Modular Cutterbar
Vertical and radial flotation
Adjustable flotation springs
Cutterbar shock protection system

CONDITIONING SYSTEMS:**Conditioning Rolls:**

102 in. (2.59m) wide,
10-3/8 in. (26.35cm) diameter
intermeshing
Automatic on-the-go roll separation
Single crank adjustable roll pressure
High-speed conditioner roll drive
Crop Lifters

Flail Conditioning:

102 in. (2.59m) rotor with 100 tapered
flails
Adjustable rotor hood with replaceable
smooth liner
High Speed Rotor (1011 RPM)

FRAME:

Center Pivot Frame
Hydraulic Header Tilt
Hydraulic Tongue Swing
Adjustable Windrow Shields
Adjustable Swath Gate
31 x 13.5-15 8 PR, Implement Tires
Transport Ready

DRIVE:

1000 RPM Drive
1-3/8 in., 21 spline PTO

MISCELLANEOUS:

Highway Transport Chain
Conveniently located toolbox
Complete transport lights per
ASAE S279.11
High density polyethylene impact
resistant hood liner

Requirements for Operation:

100 PTO horsepower minimum
Only for use with tractors having fully
enclosed cab.

**DC162 CENTER PIVOT DISC MOWER COND.
US PRICE LIST**

(Ex Works New Holland, PA)

Models

COMMERCIAL MODEL	CONDITIONER TYPE	WORKING WIDTH	Weight	List Price
DC162 DISC MWR COND	Rubber on rubber chevron	15 Ft. 7 In. Cut Width	6,500 LB	\$48,337.00
DC162 DISC MWR COND	Steel on steel chevron	15 Ft. 7 In. Cut Width	6,500 LB	\$48,927.00
DC162 DISC MWR COND	Flail Rotor Conditioner	15 Ft. 7 In. Cut Width	6,500 LB	\$46,927.00

Factory Supplied Options

Order Code	Description	Weight	List Price
HITCH			
SD_41030 HITCH			
716694	Drawbar swivel hitch-installed Category 3 recommended Not compatible with Category 3 heavy duty drawbar tractors	1,300 LB	No Charge
716533	2-point swivel hitch-installed	1,300 LB	No Charge
ADDITIONAL OPERATOR'S MANUAL			
SD_47083 OPERATOR'S MANUAL			
X47083X	No Additional Operators Manual		No Charge
715309	Spanish	1 LB	No Charge
715257	French Canadian 715257	1 LB	No Charge
OTHER EQUIPMENT - NOT FACTORY INSTALLED			
SD_41033 TOW BAR			
X41033X	No tow bar		No Charge
716548	Tow bar For swivel hitch tongue	168 LB	\$806.00
SD_50018 CORNER MARKER KIT			
X50018X	No corner marker kit		No Charge

**DC162 CENTER PIVOT DISC MOWER COND.
US PRICE LIST**

(Ex Works New Holland, PA)

	716791	Corner marker kit For corner visibility during operation or transport	5 LB		\$204.00
SD_50047 HIGH STUBBLE KIT					
	X50047X	No high stubble kit			No Charge
	715289	High stubble kit Includes 8 skid shoes, cutting height with high stubble fit is 2.25" - 4.5" (58-115 mm)	92 LB		\$592.00
SD_H5101 CROP DIVIDERS					
	XH5101X	No crop dividers			No Charge
	717002	Crop dividers	22 LB		\$339.00
SD_H5815 TEXTURED LINER KIT					
	XH5815X	No textured liner kit			No Charge
	716537	Textured liner kit For use with flail version	84 LB		\$384.00

**DC133 CENTER PIVOT DISC MOWER COND.
US PRICE LIST**

**(Ex Works New Holland, PA)
Standard Equipment**

CUTTERBED:

13 ft. (4.0m) cutting width
8 Disc Modular Cutterbar
Vertical and lateral flotation
Adjustable flotation springs
Cutterbar shock protection system
PTO drive with slip clutch to bevel
gearbox at LH end of header, vertical
PTO shaft to cutterbar

CONDITIONING SYSTEMS:

Conditioning Rolls:
125 in. (3175m) wide, 10.4 in.
(264mm) diameter intermeshing
Automatic on-the-go roll separation
Single crank adjustable roll pressure
High-speed conditioner roll drive -
roll drive speed is changeable by
swapping the drive and driven sheaves

Flail Conditioning:

125 in. (3175mm) rotor with 120
tapered flails
Adjustable rotor hood with replaceable
smooth liner
Adjustable Flail Speeds - 1042 or 752
rpm by replacing the sheaves

FRAME:

Center Pivot Frame
Hydraulic Header Tilt
Hydraulic Tongue Swing
Adjustable Windrow Shields
Adjustable Swath Gate
12.5L x 15 8 PR, Implement Tires

DRIVE:

1000 RPM Drive
1-3/8 in., 21 spline PTO

HITCH:

Swivel hitch with a drawbar or 2 point
hitch mount

MISCELLANEOUS:

Highway Transport Chain
Conveniently located toolbox
Complete transport lights per
ASAE S279.11
High density polyethylene impact
resistant hood liner
Poly bi-fold doors for easy cutterbar
access

Requirements for Operation:

90 PTO horsepower minimum
Only for use with tractors having
fully enclosed cab.

**DC133 CENTER PIVOT DISC MOWER COND.
US PRICE LIST**

(Ex Works New Holland, PA)

Models

COMMERCIAL MODEL	CONDITIONER TYPE	WORKING WIDTH	Weight	List Price
DC133 FLAIL DMC	Flail Rotor Conditioner	13 Ft. Cut Width		\$42,244.00
DC133 RUBBER DMC	Rubber on rubber chevron	13 Ft. Cut Width		\$44,098.00
DC133 STEEL DMC	Steel on steel chevron	13 Ft. Cut Width	6,600 LB	\$44,651.00

Factory Supplied Options

Order Code	Description	Weight	List Price
HITCH			
SD 41030 HITCH			
716533	2-point swivel hitch-installed ASABE Cat III 3-Point Hitch Capable		No Charge
716694	Drawbar swivel hitch-installed ASABE Cat III Drawbar Capable		No Charge
717752	Swivel Tongue less hitch Allows the use of a 'take-off' hitch from a previous unit that has been replaced by the alternative hitch from Service Parts.		(\$550.00)
ADDITIONAL OPERATOR'S MANUAL			
SD 47083 OPERATOR'S MANUAL			
X47083X	No Additional Operators Manual		No Charge
715257	French Canadian 715257		No Charge
715309	Spanish		No Charge
OTHER EQUIPMENT - NOT FACTORY INSTALLED			
SD 41033 TOW BAR			
X41033X	No tow bar		No Charge
716548	Tow bar Allows slow-speed towing of a 2-pt. swivel-hitch unit by a tractor without a 3-pt. Includes safety chain. Also allows slow-speed towing of a drawbar swivel-hitch unit by a tractor without a drawbar adapter. Includes safety chain.		\$806.00

**DC133 CENTER PIVOT DISC MOWER COND.
US PRICE LIST**

(Ex Works New Holland, PA)

SD_50018 CORNER MARKER KIT

	X50018X	No corner marker kit		No Charge
	716791	Corner marker kit For better visibility of the corners for operation and transport		\$195.00

SD_50047 HIGH STUBBLE KIT

	X50047X	No high stubble kit		No Charge
	715289	High stubble kit Set of eight (8) taller skid shoes. Cut height 3 inches to 5 and 1/2 inches.		\$1,890.00

SD_H5101 CROP DIVIDERS

	XH5101X	No crop dividers		No Charge
	717002	Crop dividers Pair of 2 dividers, one for each end of unit.		\$328.00

SD_H5811 PUSHBAR DIVIDER

	XH5811X	No push bar divider		No Charge
	716695	Push bar for tall crops For tall, cane-type or biomass crops. Leans crop forward at the top in front of the header.		\$780.00

SD_H5815 TEXTURED LINER KIT

	XH5815X	No textured liner kit		No Charge
	716537	Textured liner kit For flail units only, provides more aggressive conditioning		\$384.00

SD_C5832 SKID SHOE

	XC5832X	No Skid Shoe		No Charge
	415017	Adjustable Skid Shoes kit Set of two (2) easily adjustable skid shoes - one for each end of the unit. Cut height 3/4 inch to 5 and 3/4 inches		\$770.00

SD_H5405 CANE/BIO MASS HARVEST

	XH5405X	NO Cane/Biomass		No Charge
	439045	Cane/Biomass Kit Includes windrow shield extensions, (4) extra-high skid shoes, and lift lockout channels. Cut height 5 inches to 7 and 3/4 inches.		\$1,663.00

**DC163 CENTER PIVOT DISC MOWER COND.
US PRICE LIST**

**(Ex Works New Holland, PA)
Standard Equipment**

CUTTERBED:

16 ft. 3 in. (4.95m) cutting width
10 Disc Modular Cutterbar
Vertical and lateral flotation
Adjustable flotation springs
Cutterbar shock protection system
PTO drive with slip clutch to bevel
gearbox at LH end of header, vertical
PTO shaft to cutterbar

CONDITIONING SYSTEMS:

Conditioning Rolls:
125 in. (3175mm) wide, 10.4 in.
(264mm) diameter intermeshing
Automatic on-the-go roll separation
Single crank adjustable roll pressure
High-speed conditioner roll drive-
roll drive speed is changeable by
swapping the drive and driven sheaves

Flail Conditioning:

125 in. (3175mm) rotor with 120
tapered flails
Adjustable rotor hood with replaceable
smooth liner
Adjustable Flail Speeds - 1042 or 752
rpm by replacing the sheaves

FRAME:

Center Pivot Frame
Hydraulic Header Tilt
Hydraulic Tongue Swing
Adjustable Windrow Shields
Adjustable Swath Gate
12.5L x 15 8 PR, Implement Tires
Transport Ready

DRIVE:

1000 RPM Drive
1-3/8 in., 21 spline PTO

HITCH:

Swivel hitch with a drawbar or 2 point
hitch mount

MISCELLANEOUS:

Highway Transport Chain
Conveniently located toolbox
Complete transport lights per
ASAE S279.11
High density polyethylene impact
resistant hood liner
Poly bi-fold doors for easy cutterbar
access

Requirements for Operation:

100 PTO horsepower minimum
Only for use with tractors having
fully enclosed cab.

**DC163 CENTER PIVOT DISC MOWER COND.
US PRICE LIST**

(Ex Works New Holland, PA)

Models

COMMERCIAL MODEL	CONDITIONER TYPE	WORKING WIDTH	Weight	List Price
DC163 FLAIL DMC	Flail Rotor Conditioner	4.9M	6,600 LB	\$49,977.00
DC163 RUBBER DMC	Rubber on rubber chevron	4.9M	6,600 LB	\$50,270.00
DC163 STEEL DMC	Steel on steel chevron	4.9M	6,600 LB	\$50,823.00

Factory Supplied Options

Order Code	Description	Weight	List Price
HITCH			
SD 41030 HITCH			
716533	2-point swivel hitch-installed ASABE Cat III 3-Point Hitch Capable		No Charge
716694	Drawbar swivel hitch-installed ASABE Cat III Drawbar Capable		No Charge
717752	Swivel Tongue less hitch Allows the use of a 'take-off' hitch from a previous unit that has been replaced by the alternative hitch from Service Parts.		(\$550.00)
ADDITIONAL OPERATOR'S MANUAL			
SD 47083 OPERATOR'S MANUAL			
X47083X	No Additional Operators Manual		No Charge
715257	French Canadian 715257		No Charge
715309	Spanish		No Charge
OTHER EQUIPMENT - NOT FACTORY INSTALLED			
SD 41033 TOW BAR			
X41033X	No tow bar		No Charge
716548	Tow bar Allows slow-speed towing of a 2-pt. swivel-hitch unit by a tractor without a 3-pt. Includes safety chain. Also allows slow-speed towing of a drawbar swivel-hitch unit by a tractor without a drawbar adapter. Includes safety chain.		\$806.00

**DC163 CENTER PIVOT DISC MOWER COND.
US PRICE LIST**

(Ex Works New Holland, PA)

SD_50018 CORNER MARKER KIT

	X50018X	No corner marker kit		No Charge
	716791	Corner marker kit For better visibility of the corners for operation and transport		\$195.00

SD_50047 HIGH STUBBLE KIT

	X50047X	No high stubble kit		No Charge
	715289	High stubble kit Set of eight (8) taller skid shoes. Cut height 3 inches to 5 and 1/2 inches.		\$1,890.00

SD_H5101 CROP DIVIDERS

	XH5101X	No crop dividers		No Charge
	717002	Crop dividers Pair of 2 dividers, one for each end of unit.		\$328.00

SD_H5811 PUSHBAR DIVIDER

	XH5811X	No push bar divider		No Charge
	716695	Push bar for tall crops For tall, cane-type or biomass crops. Leans crop forward at the top in front of the header.		\$780.00

SD_H5815 TEXTURED LINER KIT

	XH5815X	No textured liner kit		No Charge
	716537	Textured liner kit For flail units only, provides more aggressive conditioning		\$384.00

SD_C5832 SKID SHOE

	XC5832X	No Skid Shoe		No Charge
	415017	Adjustable Skid Shoes kit Set of two (2) easily adjustable skid shoes - one for each end of the unit. Cut height 3/4 inch to 5 and 3/4 inches		\$770.00

SD_H5405 CANE/BIO MASS HARVEST

	XH5405X	NO Cane/Biomass		No Charge
	439045	Cane/Biomass Kit Includes windrow shield extensions, (4) extra-high skid shoes, and lift lockout channels. Cut height 5 inches to 7 and 3/4 inches.		\$1,663.00

**SC101 PIVOT TONGUE FOR MOWER CONDITIONER
US PRICE LIST**

**(Ex Works Grand Island, NE)
Standard Equipment**

FRAME:

Heavy-duty tongue and trail frame
Accepts 14 ft., 16 ft., or 18 ft. HDX
Sicklebar Headers
(Headers ordered separately.
See Header price pages to order)
Header completing package
Hydraulic tongue-swing
Hydraulic header tilt
31 x 13.5-15, 8PR Implement tires

DRIVE:

1000 rpm Telescoping PTO shaft
1-3/8 in., 21 spline PTO
Tongue-mounted Header Drive Pump
Header drive motor

MISCELLANEOUS:

Bolt-on hitch extension
Conveniently located toolbox
Complete transport lights per
ASAE S279.11
Highway transport chain

**SC101 PIVOT TONGUE FOR MOWER CONDITIONER
US PRICE LIST**

(Ex Works Grand Island, NE)

Models

COMMERCIAL MODEL	MODEL	Weight	List Price
SC101 PIVOT TONGUE	14 ft. 1000rpm PTO - less head	3,050 LB	\$17,266.00
SC101 PIVOT TONGUE	16 ft. 1000rpm PTO - less head	3,050 LB	\$17,930.00
SC101 PIVOT TONGUE	18 ft. 1000rpm PTO - less head	3,050 LB	\$19,310.00

Factory Supplied Options

Order Code	Description	Weight	List Price
ADDITIONAL OPERATOR'S MANUAL			
SD 47083 OPERATOR'S MANUAL			
X47083X	No Additional Operators Manual		No Charge
715294	French Canadian	1 LB	No Charge

**HDX142 SICKLEBAR HEADER - MC
US PRICE LIST**

**(Ex Works Grand Island, NE)
Standard Equipment**

ALSO USED WITH:

WD1203 SP Windrower
WD1903 SP Windrower
WD2303 SP Windrower

CHASSIS:

14 ft. 3 in. (4.34m) cutting width
Dual mechanically driven
counterstroking sickles with
heavy-duty wobblers
20 in./ .5m diameter floating auger with
5 in./ .12m deep flighting
Auger slip clutch
100% bolted, thick (.120) overserrated
knife sections
Bolt adjustable knife hold down clips
(4) adjustable skid shoes
Cutterbar wearplate
Storage area for (2) complete knife
assemblies
Low profile floor pan

HEADER DRIVE:

Hydraulically driven header
Less header drive motor

REEL:

Mechanically driven, adjustable speed
5-bat reel
Fore/Aft and vertically adjustable reel
Segmented tine bars with bearings
and bushings

HAY CONDITIONER:

Gearbox driven 102 in/2.6m wide,
10-3/8 in./ .26m diameter
conditioner rolls
Rubber-on-rubber or steel-on-steel
roll configuration
Intermeshing chevron roll pattern
Windrow and wide swath width
adjustable from
38 in./ .96m to 96 in./2.4m

For use with SC101 Pivot Tongue for
Mower Conditioner

Note - Hi-contact rolls produced for
dealer orders submitted by
October 1, 2013.

**HDX142 SICKLEBAR HEADER - MC
US PRICE LIST**

(Ex Works Grand Island, NE)

Models

COMMERCIAL MODEL	CONDITIONER TYPE	Weight	List Price
HDX142 SKLBAR_HDR	Rubber on rubber chevron	4,240 LB	\$28,443.00
HDX142 SKLBAR_HDR	Steel on steel chevron	4,240 LB	\$29,024.00
HDX142 SKLBAR_HDR	Hi-contact	4,240 LB	\$37,412.00

Factory Supplied Options

Order Code	Description	Weight	List Price
ADDITIONAL OPERATOR'S MANUAL			
SD 47083 OPERATOR'S MANUAL			
X47083X	No Additional Operators Manual English manual is included with base unit.		No Charge
715294	French Canadian	1 LB	No Charge
715309	Spanish	1 LB	No Charge
OTHER EQUIPMENT - NOT FACTORY INSTALLED			
SD 16028 GAUGE WHEEL KIT			
X16028X	No gauge wheel kit		No Charge
715301	Gauge wheel kit set of four	240 LB	\$2,255.00
SD_H5101 CROP DIVIDERS			
XH5101X	No crop dividers		No Charge
715295	Crop divider Right and left sides	22 LB	\$267.00

**HDX162 SICKLEBAR HEADER - MC
US PRICE LIST**

**(Ex Works Grand Island, NE)
Standard Equipment**

ALSO USED WITH:

WD1203 SP Windrower
WD1903 SP Windrower
WD2303 SP Windrower

CHASSIS:

16 ft. 3 in. (4.95m) cutting width
Dual mechanically driven
counterstroking sickles with
heavy-duty wobblers
20 in./ .5m diameter floating auger with
5 in./ .12m deep flighting
Auger slip clutch
100% bolted, thick (.120) overserrated
knife sections
Bolt adjustable knife hold down clips
(4) adjustable skid shoes
Cutterbar wearplate
Storage area for (2) complete knife
assemblies
Low profile floor pan

HEADER DRIVE:

Hydraulically driven header
Less header drive motor

REEL:

Mechanically driven, adjustable speed
5-bat reel
Fore/Aft and vertically adjustable reel
Segmented tine bars with bearings
and bushings

HAY CONDITIONER:

Gearbox driven 102 in/2.6m wide,
10-3/8 in./ .26m diameter
conditioner rolls
Rubber-on-rubber or steel-on-steel
roll configuration
Intermeshing chevron roll pattern
Windrow and wide swath width
adjustable from
38 in./ .96m to 96 in./2.4m

For use with SC101 Pivot Tongue for
Mower Conditioner

Note - Hi-contact rolls produced for
dealer orders submitted
by October 1, 2013.

**HDX162 SICKLEBAR HEADER - MC
US PRICE LIST**

(Ex Works Grand Island, NE)

Models

COMMERCIAL MODEL	CONDITIONER TYPE	Weight	List Price
HDX162 SKLBAR_HDR	Rubber on rubber chevron	4,480 LB	\$29,395.00
HDX162 SKLBAR_HDR	Steel on steel chevron	4,480 LB	\$29,976.00
HDX162 SKLBAR_HDR	Hi-contact	4,480 LB	\$38,363.00

Factory Supplied Options

Order Code	Description	Weight	List Price
ADDITIONAL OPERATOR'S MANUAL			
SD 47083 OPERATOR'S MANUAL			
X47083X	No Additional Operators Manual English manual is included with base unit.		No Charge
715294	French Canadian	1 LB	No Charge
715309	Spanish	1 LB	No Charge
OTHER EQUIPMENT - NOT FACTORY INSTALLED			
SD 16028 GAUGE WHEEL KIT			
X16028X	No gauge wheel kit		No Charge
715301	Gauge wheel kit set of four	240 LB	\$2,255.00
SD_H5101 CROP DIVIDERS			
XH5101X	No crop dividers		No Charge
715295	Crop divider Right and left sides	22 LB	\$267.00

**HDX182 SICKLEBAR HEADER - MC
US PRICE LIST**

**(Ex Works Grand Island, NE)
Standard Equipment**

ALSO USED WITH:

WD1203 SP Windrower
WD1903 SP Windrower
WD2303 SP Windrower

CHASSIS:

18 ft. 3 in. (5.56m) cutting width
Dual mechanically driven
counterstroking sickles with
heavy-duty wobblers
20 in./ .5m diameter floating auger with
5 in./ .12m deep flighting
Auger slip clutch
100% bolted, thick (.120) overserrated
knife sections
Bolt adjustable knife hold down clips
(4) adjustable skid shoes
Cutterbar wearplate
Storage area for (2) complete knife
assemblies
Low profile floor pan

HEADER DRIVE:

Hydraulically driven header
Less header drive motor

REEL:

Mechanically driven, adjustable speed
5-bat reel
Fore/Aft and vertically adjustable reel
Segmented tine bars with bearings
and bushings

HAY CONDITIONER:

Gearbox driven 102 in/2.6m wide,
10-3/8 in./ .26m diameter
conditioner rolls
Rubber-on-rubber or steel-on-steel
roll configuration
Intermeshing chevron roll pattern
Windrow and wide swath width
adjustable from
38 in./ .96m to 96 in./2.4m

For use with SC101 Pivot Tongue for
Mower Conditioner

Note - Hi-contact rolls produced for
dealer orders submitted by
October 1, 2013.

**HDX182 SICKLEBAR HEADER - MC
US PRICE LIST**

(Ex Works Grand Island, NE)

Models

COMMERCIAL MODEL	CONDITIONER TYPE	Weight	List Price
HDX182 SKLBAR_HDR	Rubber on rubber chevron	4,600 LB	\$30,492.00
HDX182 SKLBAR_HDR	Steel on steel chevron	4,600 LB	\$31,073.00
HDX182 SKLBAR_HDR	Hi-contact	4,600 LB	\$39,460.00

Factory Supplied Options

Order Code	Description	Weight	List Price
ADDITIONAL OPERATOR'S MANUAL			
SD_47083 OPERATOR'S MANUAL			
X47083X	No Additional Operators Manual English manual is included with base unit.		No Charge
715294	French Canadian	1 LB	No Charge
715309	Spanish	1 LB	No Charge
OTHER EQUIPMENT - NOT FACTORY INSTALLED			
SD_16028 GAUGE WHEEL KIT			
X16028X	No gauge wheel kit		No Charge
715301	Gauge wheel kit set of four	240 LB	\$2,255.00
SD_H5101 CROP DIVIDERS			
XH5101X	No crop dividers		No Charge
715295	Crop divider Right and left sides	22 LB	\$267.00

**WD SERIES II SP WINDROWERS (HAY)
US PRICE LIST**

**(Ex Works Grand Island, NE)
Standard Equipment**

WD1203 ENGINE:

WD1203 @126 hp (94kW*) 274 CID
 (4.5L) 4-cylinder, turbocharged diesel engine with air-to-air intercooler (meets Tier 3 emissions standards)
 Mechanically controlled fuel injection system
 Exhaust aspirated air cleaner
 Engine exhaust muffler
 Rotary Wand radiator screen cleaner
 150 amp alternator
 (1) 12-volt 925 CCA low maintenance battery

* Manufacturer's rating per ECE R120 / ISO 14396

WD1903 ENGINE:

WD1903 @190 hp (142kW*) 411 CID
 (6.7L) 6-cylinder, turbocharged diesel engine with air-to-air intercooler (meets Tier 3 emissions standards)
 Electronically controlled high pressure common rail fuel injection system
 Exhaust aspirated air cleaner
 Engine exhaust muffler
 Above hood Donaldson TopSpin™ pre-cleaner**
 Rotary Wand radiator screen cleaner
 150 amp alternator
 (2) 12-volt 650 CCA low maintenance batteries

* Manufacturer's rating per ECE R120 / ISO 14396

WD2303 ENGINE:

WD2303 @226 hp (169kW*) 411 CID
 (6.7L) 6-cylinder, turbocharged diesel engine with air-to-air intercooler (meets Tier 3 emissions standards)
 Electronically controlled high pressure common rail fuel injection system
 Exhaust aspirated air cleaner
 Engine exhaust muffler

WD2303 ENGINE: (continued)

Above engine hood Donaldson TopSpin™ pre-cleaner**
 Rotary Wand radiator screen cleaner
 150 amp alternator
 (2) 12-volt 650 CCA low maintenance batteries

* Manufacturer's rating per ECE R120 / ISO 14396

** TopSpin™ is a registered trademark of the Donaldson Company, Inc.

TRANSMISSION:

Two-speed range Hydrostatic

CHASSIS:

Heavy-duty, double reduction planetary final drives
 Independent Rear Axle Suspension
 Park brake (console switch controlled) - spring applied and hydraulically released
 Heavy-duty adjustable rear axle with 14Lx16.1 8PR rear tires
 WD1203 - Hydraulic header drive
 WD1903 and WD2303 - Variable speed hydrostatic header drive
 Header power reverser (in-cab control)
 WD1203 - Hydraulic header flotation (in cab adjustable)
 WD1903 and WD2303 - Deluxe hydraulic header flotation (flotation weight at each end of header independently controlled from cab)
 Hydraulic header tilt (in-cab control)
 Single lever header transport lock system
 120-gallon (454L) fuel tank (ground level access)
 Lockable storage compartment

**WD SERIES II SP WINDROWERS (HAY)
US PRICE LIST**

**(Ex Works Grand Island, NE)
Standard Equipment**

CHASSIS: (continued)

WD1203 - Hydraulic Poppet Style
couplers for header drive; WD1903
and 2303 - Threaded fitting to hard
plumb hay heads for header drive
motor attachment
Manual adjust hay windrow shield
Less header drive motor and hoses

LIGHTING:

(2) halogen, cab roof mounted
roading lights
(4) halogen, cab roof mounted
work lights
(2) halogen, rear facing work lights
(2) halogen, stubble lights
Tail lights, turn signals and flashers
Time delay cab exit light
Service light receptacle

OPERATOR CAB:

Deluxe cab, Cab Suspension
Curved tinted glass with left-hand
door entry
Adjustable tilt/telescopic
steering column
Fore/aft adjustable right hand control
console (moves with seat)
Deluxe fabric covered air-suspension
operator's seat with fore/aft isolator,
lumbar and ride-dampener adjustment
and retractable seat belt
Operator's seat switch protection
system
Instructor's seat with seat belt
(folds away)
Beverage cup holder, lighter and
ashtray
Windshield Wiper/Washer
Air-conditioner and heater with manual
temp control
Dual cab air filtration system:
(1) fresh air external filter and
(1) in-cab re-circulation filter

OPERATOR CAB: (continued)

(1) center dome light, (1) right-hand
console light
Delco AM/FM Weather Band Radio with
AM/FM antenna, and input for MP3
player
(2) speakers and DIN mounting slot
(2) additional radio (communication)
port locations with DIN mounting slots
Business band antenna ready
(2) outside mirror mounting locations
and (1) in-cab rearview mirror
(1) 12-volt auxiliary power outlet EST
(Electronic Service Tool) diagnostic
port

CONTROLS AND INSTRUMENTATION:

Low-effort ground speed/forward-
neutral-reverse control
Multi Function Propulsion Lever
(right hand console mounted) with
push button controls for:
Header raise/lower
Header tilt control
Monitor display selection
Header engagement/reverser controls
Header flotation adjustment
Park brake control
Horn
Adjustable console mounted 4-line
display performance monitor:
Major functions monitored are:
engine oil pressure, engine coolant
temperature, engine RPM, battery
voltage, ground speed, fuel level, and
engine/header hours. Includes engine
shut-down protection feature if
engine oil pressure is low, engine
temperature is high, or transmission
charge pressure is low.

PURCHASED PROTECTION:

The Case IH Protection Plan (CPP) is
available for this model.

WD SERIES II SP WINDROWERS (HAY)
US PRICE LIST

(Ex Works Grand Island, NE)
Standard Equipment

Requirements for Operation:

WD1203 Hay Machines ordered under this section must be used with a sickle head; WD1903 and WD2303 Hay machines can be equipped with either a sickle or disc head. Draper heads can not be run on Hay machines. To order draper capable machines they must be ordered in the draper section.

*****There is no longer a DIA kit to convert Hay Machines to Draper Ready. The draper package must be ordered with the windrower from the factory.

NOTE: Please see Ballast Chart behind price pages for information on proper ballast.

**WD SERIES II SP WINDROWERS (HAY)
US PRICE LIST**

(Ex Works Grand Island, NE)

Models

COMMERCIAL MODEL	ENGINE POWER	Weight	List Price
WD1203 MY14 WINDRWR	126 HP	10,950 LB	\$103,967.00
WD1903 MY14 WINDRWR	190 HP	13,500 LB	\$124,834.00
WD2303 MY14 WINDRWR	225 HP	13,500 LB	\$129,570.00

Factory Supplied Options

Order Code	Description	Weight	List Price
CAB (INTERIOR PACKAGES)			
SD_05009 CAB			
727018	Standard Cab package Includes manual temperature control and 2 radio speakers		No Charge
725843	Deluxe Cab Upgrade Includes automatic temperature control, front/rear sunscreens, 4 premium radio speakers and quiet cab package.		\$2,116.00
SD_05072 MIRROR			
725971	Standard mirrors Mechanical Adjustment Mirrors		No Charge
725972	Deluxe mirrors Electrical Adjustment Mirrors (adjust from inside cab)		\$728.00
SD_25003 CAB DISPLAY MONITOR			
726893	4-Line Display		No Charge
726992	4-Line Display, T-S Ready Includes bracket and wiring to mount T-S display		\$845.00
726894	Large Color Touch Screen Disp. AFS Pro 700 Display Includes display, mounting bracket and wiring. Display mounted to right hand console.		\$5,083.00
SD_25010 DISPLAY			
X25010X	No Display		No Charge
726908	Cab A-Pillar Display Slim line fuel and temperature gauge located on A-pillar (not compatible with AFS Pro 700 color touch screen display)		\$628.00

**WD SERIES II SP WINDROWERS (HAY)
US PRICE LIST**

(Ex Works Grand Island, NE)

SD_N6393 SEATS

	726891	Cloth Seats Cloth Operator's and Instructional Seats		No Charge
	726892	Leather Seats Heated Leather Operator's Seat and Leather Instructional Seat		\$1,420.00

LIGHTING

SD_06037 REAR LIGHTS

	726889	Standard Rear Light Package		No Charge
	726890	Deluxe LED Rear Light Package Two rear facing LED work lights and two LED stubble lights		\$1,442.00

SD_06075 FRONT LIGHTS

	726887	Standard Front Light Package		No Charge
	726888	Deluxe LED Front Light Package Four LED work lights mounted in cab roof line.		\$1,545.00

WHEELS AND TIRES

SD_16066 WHEELS AND TIRES

	8092907	18.4 X 26 12PR R4 Industrial Tread Pattern		No Charge
	8091907	480/80R26 149 R3 Turf Tread Pattern		\$230.00
	8087907	18.4 X R26 150 R1 AG Tread Pattern		\$756.00
	8089907	21L X 28 14PR R4 Industrial Tread Pattern		\$1,119.00
	8001407	600/65R28 154 R1W AG Tread Pattern		\$1,961.00
	8088907	580/70R26 149 R3 Turf Tread Pattern		\$2,338.00

SD_H6202 REAR TIRE - WHEEL SUPPORT

	726899	FORKED/14L Forked support for rear wheel axle with 9 degree caster swivel. Includes 14L X 16.1 Rear Tires.		No Charge
	726904	SINGLE/16.5L Single arm cast support for rear wheel axle with 9 degree caster swivel. Includes 16.5L X 16.1 rear tires.		\$1,697.00

**WD SERIES II SP WINDROWERS (HAY)
US PRICE LIST**

(Ex Works Grand Island, NE)

TRANSMISSION

SD_N6424 SPEED OPTION

	726777	Std Road Speed w/o Power Down Two Speed drive motors. Top speed approximately 18 mph.		No Charge
	726990	Std Road Speed with Power Down Two Speed drive motors. Top speed approximately 18 mph. Includes power down feature on lift arms.		\$300.00
	726778	High Road Speed w/Power Down Three speed drive motors. Top speed approximately 24 mph. Includes power down feature on lift arms.		\$2,700.00

AXLE

SD_15001 AXLES

	725179	Cab and rear axle suspension		No Charge
	725180	Cab suspension only No rear axle suspension For use with WD1203 only		(\$2,703.00)

ENGINE

SD_02024 COLD WEATHER PKG

	761072	No Cold Weather Package		No Charge
	761159	Cold Weather Package Grid heater; includes second battery on WD1203 model.		\$460.00

SD_H6201 CHAFF WIPER KIT

	XH6201X	No chaff wiper kit		No Charge
	726739	Chaff wiper kit Includes two, air-driven blades mounted rearward of the radiator and AC condenser/oil cooler.		\$528.00

AUTO GUIDANCE

SD_27047 AUTOGUIDANCE

	727063	No Autoguidance Ready		(\$4,300.00)
--	--------	-----------------------	--	--------------

**WD SERIES II SP WINDROWERS (HAY)
US PRICE LIST**

(Ex Works Grand Island, NE)

	726897	Autoguidance Ready Includes: Cab and Chassis wiring Steering valve Mounting provisions for Nav II controller Mounting provisions for AFS 372 Receiver Wiring Connection for AFS Pro 700 Display		No Charge
--	--------	---	--	-----------

SD_27060 GPS RECEIVER

	X27060X	No GPS Receiver		No Charge
	726994	GPS 372 Receiver - WAAS Requires Autoguidance Ready (726897)		\$3,245.00
	726995	GPS 372 Receiver - OMNISTAR Requires Autoguidance Ready (726897)		\$5,745.00

SD_27061 NAV CONTROLLER

	X27061X	No NAV Controller		No Charge
	726997	NAV II Controller Requires Autoguidance Ready (726897)		\$5,408.00

SD_47048 MANUALS AUTOGUIDANC

	X47048X	No AutoGuidance manual		No Charge
	415149	AutoGuidance manual - English		No Charge
	415150	AutoGuidance manual-French CAN		No Charge
	415151	AutoGuidance manual-Spanish NA		No Charge

HEADER COMPLETING PACKAGES

SD_09001 AUX HYD PUMP & CONTROL VALVE

	X09001X	No aux hydraulic for DWA		No Charge
	726611	Auxiliary hydraulic for DWA Available for WD1903 and WD2303 only		\$1,604.00

SD_09002 AUX HYD PUMP AND CONTROL VALVE

	X09002X	No gear pump and control valve		No Charge
	727085	Gear Pump/Cntl Valve NonDraper Required when Hydraulic Reel Drive DIA # 716961046 is installed on HDX Headers. This is for WD1203 Non-Draper Ready machines.		\$1,429.00

**WD SERIES II SP WINDROWERS (HAY)
US PRICE LIST**

(Ex Works Grand Island, NE)

	725998	Gear pump and control valve Required when optional hydraulic reel drive kit is installed on windrower for HDX--2 Sicklebar Header. Not compatible with DWA (726611) pump and control valve. For use with WD1203 Draper applications or WD1903 & WD2303 Draper or Non-Draper applications Option not required to run DH3 Draper Heads.		\$1,429.00
--	--------	---	--	------------

SD_H5807 DRAPER HEADER ADAPTER

	726298	Non draper option Base windrower configuration for RD or HDX header operation. Also requires Sickle Header adapter kit (716965) to operate on HDX--2 sicklebar header.		No Charge
--	--------	--	--	-----------

SD_H6203 HEADER Q-A SYSTEM

	727082	No Header Qk Latch-Non Draper		No Charge
	726957	Header Quick Latch -Non Draper		\$125.00

ADDITIONAL OPERATOR'S MANUAL

SD_47083 OPERATOR'S MANUAL

	X47083X	No Additional Operators Manual English manual is included with base unit.		No Charge
	715294	French Canadian		No Charge
	715309	Spanish		No Charge

OTHER EQUIPMENT - WIN

FIELD INSTALLED

SD_05143 REMOTE WINDROW SHIELD CONTROL

	X05143X	No remote windrow shield		No Charge
	717131	Remote windrow shield control In-cab controlled windrow shield adjustment kit - is not functional with fixed crop deflector shields.		\$1,514.00

SD_20107 HYDRAULIC REEL DRIVE

	X20107X	No hydraulic reel drive kit		No Charge
	716961	Hydraulic reel drive kit Must be combined with HDX Header hydraulic reel drive kit (716961) to be complete. Also requires installation of the auxiliary hydraulic pump.		\$616.00

SD_45036 SICKLE HEADER ADAPT

	X45036X	No sickle header adaptor kit		No Charge
--	---------	------------------------------	--	-----------

**WD SERIES II SP WINDROWERS (HAY)
US PRICE LIST**

(Ex Works Grand Island, NE)

	716965	Sickle header adaptor kit Required to mount an HDX--2 sickle header on a WD Series windrower. Kit includes header drive motor and hoses to attach to base unit. Kit not installed on header or tractor from factory.		\$1,448.00
SD_H5406 POPPET STYLE QUICK COUPLER				
	XH5406X	No Poppet Style Quick Coupler		No Charge
	439058	Poppet-Style Couplers-SPW-Disc Available for WD1903 and WD2303 only. Includes quick couplers for header hydraulic hook up. Replaces the threaded fittings for the tractor and disc head		\$449.00
SD_T4980 BALLAST PACKAGE				
	XT4980X	Standard no ballast package Recommended for: WD1203 with 12' sickle, WD1903/WD2303 with 16' sickle or 18' sickle w/double windrow attachment.		No Charge
	727086	BALLAST KIT 200 LBS WD1203 with 14',16' sickle WD1903 with 18' sickle		\$244.00
	727087	BALLAST KIT 400 LBS Recommended for: WD1203 with 18' sickle WD1903/WD2303 with 16' disc without double windrow attachment.		\$488.00
	727088	BALLAST KIT 800 LBS Recommended for: WD1203 with 18' sickle WD1903/WD2303 with 16' disc without double windrow attachment.		\$977.00
	727089	BALLAST KIT 1100 LBS Recommended for: WD1903/WD2303 with 30' draper.		\$1,343.00
	727090	BALLAST KIT 1400 LBS Recommended for: WD1203 with 30' draper, WD1903/WD2303 with 36' draper.		\$1,709.00
	727091	BALLAST KIT 1600 LBS Recommended for: WD1203 with 36' draper, WD1903/WD2303 with 40' draper.		\$1,954.00

Ballast Chart

	DH3 Draper Heads			RD3 Disc Heads			HDX Sickle Heads			
	DH252	DH303	DH363	DH403	RD163	RD193	HDX122	HDX142	HDX162	HDX182
WD1203	800	1400	1600	N/A	N/A	N/A	0	200	200	400
WD1903/2303	400	1100	1400	1600	400	800	0	0	0	200

* Weight in lbs. See Ballast Chart in Operator's manual for additional details

**WD SERIES II SP WINDROWERS (DRAPER)
US PRICE LIST**

**(Ex Works Grand Island, NE)
Standard Equipment**

WD1203 ENGINE:

WD1203 @126 hp (94kW*) 274 CID
(4.5L) 4-cylinder, turbocharged diesel engine with air-to-air intercooler (meets Tier 3 emissions standards)
Mechanically controlled fuel injection system
Exhaust aspirated air cleaner
Engine exhaust muffler
Rotary Wand radiator screen cleaner
150 amp alternator
(1) 12-volt 925 CCA low maintenance battery

* Manufacturer's rating per ECE R120 / ISO 14396

WD1903 ENGINE:

WD1903 @190 hp (142kW*) 411 CID
(6.7L) 6-cylinder, turbocharged diesel engine with air-to-air intercooler (meets Tier 3 emissions standards)
Electronically controlled high pressure common rail fuel injection system
Exhaust aspirated air cleaner
Engine exhaust muffler
Above hood Donaldson TopSpin™ pre-cleaner**
Rotary Wand radiator screen cleaner
150 amp alternator
(2) 12-volt 650 CCA low maintenance batteries

* Manufacturer's rating per ECE R120 / ISO 14396

WD2303 ENGINE:

WD2303 @226 hp (169kW*) 411 CID
(6.7L) 6-cylinder, turbocharged diesel engine with air-to-air intercooler (meets Tier 3 emissions standards)
Electronically controlled high pressure common rail fuel injection system
Exhaust aspirated air cleaner
Engine exhaust muffler

WD2303 ENGINE: (continued)

Above engine hood Donaldson TopSpin™ pre-cleaner**
Rotary Wand radiator screen cleaner
150 amp alternator
(2) 12-volt 650 CCA low maintenance batteries
* Manufacturer's rating per ECE R120 / ISO 14396
** TopSpin™ is a registered trademark of the Donaldson Company, Inc.

TRANSMISSION:

Two-speed range Hydrostatic

CHASSIS:

Heavy-duty, double reduction planetary final drives
Independent rear axle suspension
Park brake (console switch controlled) - spring applied and hydraulically released
Heavy-duty adjustable rear axle with 16.5Lx16.1 8PR rear tires
Header Drive - Two 40 gpm EDC pumps power two separate circuits; circuit one for knife drive and circuit two for the draper and reel drive
Header power reverser (in-cab control)
Deluxe hydraulic header flotation (flotation weight at each end of header independently controlled from cab)
Hydraulic header tilt (in-cab control)
Single lever header transport lock system
120-gallon (454L) fuel tank (ground level access)
Lockable storage compartment
Manual adjust hay windrow shield
Poppet Style Hydraulic Quick Couplers for header drive motor attachment
Fixed deflector shields for draper applications

**WD SERIES II SP WINDROWERS (DRAPER)
US PRICE LIST**

**(Ex Works Grand Island, NE)
Standard Equipment**

LIGHTING:

- (2) halogen, cab roof mounted roading lights
- (4) halogen, cab roof mounted work lights
- (2) halogen, rear facing work lights
- (2) halogen, stubble lights
- Tail lights, turn signals and flashers
- Time delay cab exit light
- Service light receptacle

OPERATOR CAB:

- Deluxe cab, Cab Suspension
- Curved tinted glass with left-hand door entry
- Adjustable tilt/telescopic steering column
- Fore/aft adjustable right hand control console (moves with seat)
- Deluxe fabric covered air-suspension operator's seat with fore/aft isolator, lumbar and ride-dampener adjustment and retractable seat belt
- Operator's seat switch protection system
- Instructor's seat with seat belt (folds away)
- Horn, beverage cup holder, lighter and ashtray
- Windshield Wiper/Washer
- Air-conditioner and heater with manual temp control
- Dual cab air filtration system:
 - (1) fresh air external filter and
 - (1) in-cab re-circulation filter
 - (1) center dome light, (1) right-hand console light
- Delco AM/FM Weather Band Radio with AM/FM antenna, input for MP3 player
 - (2) speakers and DIN mounting slot
 - (2) additional radio (communication) port locations with DIN mounting slots
- Business band antenna ready

OPERATOR CAB: (continued)

- (2) outside mirror mounting locations and (1) in-cab rearview mirror
- (1) 12-volt auxiliary power outlet EST (Electronic Service Tool) diagnostic port

CONTROLS AND INSTRUMENTATION:

- Low-effort ground speed/forward-neutral-reverse control
- Multi Function Propulsion Lever (right hand console mounted) with push button controls for:
 - Header raise/lower
 - Header tilt control
 - Monitor display selection
- Draper header only:
 - Reel raise/lower, Reel fore/aft,
 - Header cut height,
 - Header lateral tilt
- Header engagement/reverser controls
- Header flotation adjustment
- Park brake control
- Adjustable console mounted 4-line display performance monitor:
 - Major functions monitored are:
 - engine oil pressure, engine coolant temperature, engine RPM, battery voltage, ground speed, fuel level, and engine/header hours. Includes engine shut-down protection feature if engine oil pressure is low, engine temperature is high, or transmission charge pressure is low.

PURCHASED PROTECTION:

- The Case IH Protection Plan (CPP) is available for this model.

NOTE: To Order Draper Ready Machine, the Draper Pack Must be ordered.

*Please see Ballast Chart behind price pages for information on proper ballast.

**WD SERIES II SP WINDROWERS (DRAPER)
US PRICE LIST**

(Ex Works Grand Island, NE)

Models

COMMERCIAL MODEL	ENGINE POWER	Weight	List Price
WD1203 MY14 WINDRWR	126 HP	10,950 LB	\$103,967.00
WD1903 MY14 WINDRWR	190 HP	13,500 LB	\$124,834.00
WD2303 MY14 WINDRWR	225 HP	13,500 LB	\$129,570.00

Packet	Description	Weight	List Price
DRAPER PACK			\$10022.00
SD_H5807-DRAPER HEADER ADAPTER	Draper Ready		
SD_H6202-REAR TIRE - WHEEL SUPPORT	SINGLE/16.5L		
SD_H6203-HEADER Q-A SYSTEM	Header Quick Latch - Draper		
SD_H6204-SHIELDS	Fixed Deflector Shields		
SD_T4950-REAR WHEELS AND TIRES	16.5LX16.1		

Factory Supplied Options

Order Code	Description	Weight	List Price
CAB (INTERIOR PACKAGES)			
SD_05009 CAB			
727018	Standard Cab package Includes manual temperature control and 2 radio speakers		No Charge
725843	Deluxe Cab Upgrade Includes automatic temperature control, front/rear sunscreens, 4 premium radio speakers and quiet cab package.		\$2,116.00
SD_05072 MIRROR			
725971	Standard mirrors Mechanical Adjustment Mirrors		No Charge
725972	Deluxe mirrors Electrical Adjustment Mirrors (adjust from inside cab)		\$728.00
SD_25003 CAB DISPLAY MONITOR			
726893	4-Line Display		No Charge

**WD SERIES II SP WINDROWERS (DRAPER)
US PRICE LIST**

(Ex Works Grand Island, NE)

	726992	4-Line Display, T-S Ready Includes bracket and wiring to mount T-S display		\$845.00
	726894	Large Color Touch Screen Disp. AFS Pro 700 Display Includes display, mounting bracket and wiring. Display mounted to right hand console.		\$5,083.00

SD_25010 DISPLAY

	X25010X	No Display		No Charge
	726908	Cab A-Pillar Display Slim line fuel and temperature gauge located on A-pillar (not compatible with AFS Pro 700 color touch screen display)		\$628.00

SD_N6393 SEATS

	726891	Cloth Seats Cloth Operator's and Instructional Seats		No Charge
	726892	Leather Seats Heated Leather Operator's Seat and Leather Instructional Seat		\$1,420.00

LIGHTING

SD_06037 REAR LIGHTS

	726889	Standard Rear Light Package		No Charge
	726890	Deluxe LED Rear Light Package Two rear facing LED work lights and two LED stubble lights		\$1,442.00

SD_06075 FRONT LIGHTS

	726887	Standard Front Light Package		No Charge
	726888	Deluxe LED Front Light Package Four LED work lights mounted in cab roof line.		\$1,545.00

WHEELS AND TIRES

SD_16066 WHEELS AND TIRES

	8092907	18.4 X 26 12PR R4 Industrial Tread Pattern		No Charge
	8087907	18.4 X R26 150 R1 AG Tread Pattern		\$756.00
	8089907	21L X 28 14PR R4 Industrial Tread Pattern		\$1,119.00
	8001407	600/65R28 154 R1W AG Tread Pattern		\$1,961.00

**WD SERIES II SP WINDROWERS (DRAPER)
US PRICE LIST**

(Ex Works Grand Island, NE)

SD_H6202 REAR TIRE - WHEEL SUPPORT

	726904	SINGLE/16.5L Single arm cast support for rear wheel axle with 9 degree caster swivel. Includes 16.5L X 16.1 rear tires.		\$1,697.00
--	--------	---	--	------------

TRANSMISSION

SD_N6424 SPEED OPTION

	726990	Std Road Speed with Power Down Two Speed drive motors. Top speed approximately 18 mph. Includes power down feature on lift arms.		\$300.00
	726778	High Road Speed w/Power Down Three speed drive motors. Top speed approximately 24 mph. Includes power down feature on lift arms.		\$2,700.00

AXLE

SD_15001 AXLES

	726927	Cab Suspension Only - Draper For use with WD1203 only		(\$2,703.00)
	726926	Cab and Rear Axle Susp -Draper		No Charge

ENGINE

SD_02024 COLD WEATHER PKG

	761072	No Cold Weather Package		No Charge
	761159	Cold Weather Package Grid heater; includes second battery on WD1203 model.		\$460.00

SD_H6201 CHAFF WIPER KIT

	XH6201X	No chaff wiper kit		No Charge
	726739	Chaff wiper kit Includes two, air-driven blades mounted rearward of the radiator and AC condenser/oil cooler.		\$528.00

AUTO GUIDANCE

SD_27047 AUTOGUIDANCE

	727063	No Autoguidance Ready		(\$4,300.00)
--	--------	-----------------------	--	--------------

**WD SERIES II SP WINDROWERS (DRAPER)
US PRICE LIST**

(Ex Works Grand Island, NE)

	726897	Autoguidance Ready Includes: Cab and Chassis wiring Steering valve Mounting provisions for Nav II controller Mounting provisions for AFS 372 Receiver Wiring Connection for AFS Pro 700 Display		No Charge
--	--------	---	--	-----------

SD_27060 GPS RECEIVER

	X27060X	No GPS Receiver		No Charge
	726994	GPS 372 Receiver - WAAS Requires Autoguidance Ready (726897)		\$3,245.00
	726995	GPS 372 Receiver - OMNISTAR Requires Autoguidance Ready (726897)		\$5,745.00

SD_27061 NAV CONTROLLER

	X27061X	No NAV Controller		No Charge
	726997	NAV II Controller Requires Autoguidance Ready (726897)		\$5,408.00

SD_47048 MANUALS AUTOGUIDANC

	X47048X	No AutoGuidance manual		No Charge
	415149	AutoGuidance manual - English		No Charge
	415150	AutoGuidance manual-French CAN		No Charge
	415151	AutoGuidance manual-Spanish NA		No Charge

HEADER COMPLETING PACKAGES

SD_09001 AUX HYD PUMP & CONTROL VALVE

	X09001X	No aux hydraulic for DWA		No Charge
	726611	Auxiliary hydraulic for DWA Available for WD1903 and WD2303 only		\$1,604.00

SD_09002 AUX HYD PUMP AND CONTROL VALVE

	X09002X	No gear pump and control valve		No Charge
	725998	Gear pump and control valve Required when optional hydraulic reel drive kit is installed on windrower for HDX--2 Sicklebar Header. Not compatible with DWA (726611) pump and control valve. For use with WD1203 Draper applications or WD1903 & WD2303 Draper or Non-Draper applications Option not required to run DH3 Draper Heads.		\$1,429.00

**WD SERIES II SP WINDROWERS (DRAPER)
US PRICE LIST**

(Ex Works Grand Island, NE)

SD_H5807 DRAPER HEADER ADAPTER

		726907	Draper Ready Includes single and double swath delivery capabilities, tandem EDC header drive pumps, fixed crop deflector shields and lift arm position sensors. Requires the following options: Header quick latch (726985) Single arm wheel support (726904) with 16.5L x 16.1 tire. For Hay operation order windrow forming shield from the DIA section part # 87473378		\$8,200.00
--	--	--------	--	--	------------

SD_H6203 HEADER Q-A SYSTEM

		726985	Header Quick Latch - Draper		\$125.00
--	--	--------	-----------------------------	--	----------

ADDITIONAL OPERATOR'S MANUAL

SD_47083 OPERATOR'S MANUAL

		X47083X	No Additional Operators Manual English manual is included with base unit.		No Charge
		715294	French Canadian		No Charge
		715309	Spanish		No Charge

OTHER EQUIPMENT - WIN

FIELD INSTALLED

SD_20107 HYDRAULIC REEL DRIVE

		X20107X	No hydraulic reel drive kit		No Charge
		716961	Hydraulic reel drive kit Must be combined with HDX Header hydraulic reel drive kit (716961) to be complete. Also requires installation of the auxiliary hydraulic pump.		\$616.00

SD_45036 SICKLE HEADER ADAPT

		X45036X	No sickle header adaptor kit		No Charge
		716965	Sickle header adaptor kit Required to mount an HDX--2 sickle header on a WD Series windrower. Kit includes header drive motor and hoses to attach to base unit. Kit not installed on header or tractor from factory.		\$1,448.00

**WD SERIES II SP WINDROWERS (DRAPER)
US PRICE LIST**

(Ex Works Grand Island, NE)

SD T4980 BALLAST PACKAGE

	XT4980X	Standard no ballast package Recommended for: WD1203 with 12' sickle, WD1903/WD2303 with 16' sickle or 18' sickle w/double windrow attachment.		No Charge
	727086	BALLAST KIT 200 LBS WD1203 with 14',16' sickle WD1903 with 18' sickle		\$244.00
	727087	BALLAST KIT 400 LBS Recommended for: WD1203 with 18' sickle WD1903/WD2303 with 16' disc without double windrow attachment.		\$488.00
	727088	BALLAST KIT 800 LBS Recommended for: WD1203 with 18' sickle WD1903/WD2303 with 16' disc without double windrow attachment.		\$977.00
	727089	BALLAST KIT 1100 LBS Recommended for: WD1903/WD2303 with 30' draper.		\$1,343.00
	727090	BALLAST KIT 1400 LBS Recommended for: WD1203 with 30' draper, WD1903/WD2303 with 36' draper.		\$1,709.00
	727091	BALLAST KIT 1600 LBS Recommended for: WD1203 with 36' draper, WD1903/WD2303 with 40' draper.		\$1,954.00

Ballast Chart

	DH3 Draper Heads			RD3 Disc Heads			HDX Sickle Heads			
	DH252	DH303	DH363	DH403	RD163	RD193	HDX122	HDX142	HDX162	HDX182
WD1203	800	1400	1600	N/A	N/A	N/A	0	200	200	400
WD1903/2303	400	1100	1400	1600	400	800	0	0	0	200

* Weight in lbs. See Ballast Chart in Operator's manual for additional details

**WD SERIES SELF PROPELLED WINDROWERS
US PRICE LIST**

**(Ex Works Grand Island, NE)
Standard Equipment**

WD1203 ENGINE:

WD1203 @126 hp (94kW*) 274 CID
(4.5L) 4-cylinder, turbocharged diesel engine with air-to-air intercooler (meets Tier 3 emissions standards)
Mechanically controlled fuel injection system
Exhaust aspirated air cleaner
Engine exhaust muffler
Rotary Wand radiator screen cleaner
150 amp alternator
(1) 12-volt 925 CCA low maintenance battery

* Manufacturer's rating per ECE R120 / ISO 14396

WD1903 ENGINE:

WD1903 @190 hp (142kW*) 411 CID
(6.7L) 6-cylinder, turbocharged diesel engine with air-to-air intercooler (meets Tier 3 emissions standards)
Electronically controlled high pressure common rail fuel injection system
Exhaust aspirated air cleaner
Engine exhaust muffler
Above hood Donaldson TopSpin™ pre-cleaner**
Rotary Wand radiator screen cleaner
150 amp alternator
(2) 12-volt 650 CCA low maintenance batteries

* Manufacturer's rating per ECE R120 / ISO 14396

WD2303 ENGINE:

WD2303 @226 hp (169kW*) 411 CID
(6.7L) 6-cylinder, turbocharged diesel engine with air-to-air intercooler (meets Tier 3 emissions standards)
Electronically controlled high pressure common rail fuel injection system
Exhaust aspirated air cleaner
Engine exhaust muffler

WD2303 ENGINE: (continued)

Above engine hood Donaldson TopSpin™ pre-cleaner**
Rotary Wand radiator screen cleaner
150 amp alternator
(2) 12-volt 650 CCA low maintenance batteries

* Manufacturer's rating per ECE R120 / ISO 14396

** TopSpin™ is a registered trademark of the Donaldson Company, Inc.

TRANSMISSION:

Two-speed range Hydrostatic

CHASSIS:

Heavy-duty, double reduction planetary final drives
Park brake (console switch controlled) - spring applied and hydraulically released
Heavy-duty adjustable rear axle with 14Lx16.1 8PR rear tires
WD1203 - Hydraulic header drive
WD1903 and WD2303 - Variable speed hydrostatic header drive
Header power reverser (in-cab control)
WD1203 - Hydraulic header flotation (in cab adjustable)
WD1903 and WD2303 - Deluxe hydraulic header flotation (flotation weight at each end of header independently controlled from cab)
Hydraulic header tilt (in-cab control)
Single lever header transport lock system
120-gallon (454L) fuel tank (ground level access)
Lockable storage compartment
Manual adjust hay windrow shield

**WD SERIES SELF PROPELLED WINDROWERS
US PRICE LIST**

**(Ex Works Grand Island, NE)
Standard Equipment**

CHASSIS: (continued)

Less header drive motor and hoses

LIGHTING:

(2) halogen, cab roof mounted
reading lights

(4) halogen, cab roof mounted
work lights

(2) halogen, rear facing work lights

(2) halogen, stubble lights

Tail lights, turn signals and flashers

Time delay cab exit light

Service light receptacle

OPERATOR CAB:

Deluxe cab, Cab Suspension

Curved tinted glass with left-hand
door entry

Adjustable tilt/telescopic
steering column

Fore/aft adjustable right hand control
console (moves with seat)

Deluxe fabric covered air-suspension
operator's seat with fore/aft isolator,
lumbar and ride-dampener adjustment
and retractable seat belt

Operator's seat switch protection
system

Instructor's seat with seat belt
(folds away)

Beverage cup holder, lighter and
ashtray

Windshield Wiper/Washer

Air-conditioner and heater with manual
temp control

Dual cab air filtration system:

(1) fresh air external filter and

(1) in-cab re-circulation filter

(1) center dome light, (1) right-hand
console light

Delco AM/FM Weather Band Radio with
AM/FM antenna,

(2) speakers and DIN mounting slot

(2) additional radio (communication)

OPERATOR CAB: (continued)

port locations with DIN mounting slots

Business band antenna ready

(2) outside mirror mounting locations

and (1) in-cab rearview mirror

(1) 12-volt auxiliary power outlet EST

(Electronic Service Tool) diagnostic
port

CONTROLS AND INSTRUMENTATION:

Low-effort ground speed/forward-
neutral-reverse control

Multi Function Propulsion Lever

(right hand console mounted) with

push button controls for:

Header raise/lower

Header tilt control

Monitor display selection

Header engagement/reverser controls

Header flotation adjustment

Park brake control

Horn

Adjustable console mounted 4-line

display performance monitor:

Major functions monitored are:

engine oil pressure, engine coolant

temperature, engine RPM, battery

voltage, ground speed, fuel level, and

engine/header hours. Includes engine

shut-down protection feature if

engine oil pressure is low, engine

temperature is high, or transmission

charge pressure is low.

PURCHASED PROTECTION:

The Case IH Protection Plan (CPP) is
available for this model.

**WD SERIES SELF PROPELLED WINDROWERS
US PRICE LIST**

(Ex Works Grand Island, NE)

Models

COMMERCIAL MODEL	ENGINE POWER	Weight	List Price
WD1203 NEW GEN WINDR	126 HP	10,950 LB	\$92,655.00
WD1903 NEW GEN WINDR	190 HP	13,125 LB	\$112,931.00
WD2303 NEW GEN WINDR	226 HP	13,125 LB	\$117,533.00

Factory Supplied Options

Order Code	Description	Weight	List Price
CAB (INTERIOR PACKAGES)			
SD_05009 CAB			
727018	Standard Cab package Includes manual temperature control, monitor in console, and 2 radio speakers		No Charge
725843	Deluxe Cab Upgrade Includes automatic temperature control, front/rear sunscreens, 4 premium radio speakers and quiet cab package.		
	if ENGINE POWER is 126 HP		\$2,149.00
	if ENGINE POWER is 190 HP		\$2,292.00
	if ENGINE POWER is 226 HP		\$2,292.00
SD_25003 CAB DISPLAY MONITOR			
726893	4-Line Display		No Charge
726894	Large Color Touch Screen Disp. AFS Pro 700 Display Includes display, mounting bracket and wiring. Display mounted to right hand console.		\$5,083.00
SD_25010 DISPLAY			
X25010X	No Display		No Charge
726908	Cab A-Pillar Display slim line fuel and temperature gauge located on A-pillar (not compatible with color touch screen display)		\$628.00
SD_N6393 SEATS			
726891	Cloth Seats Cloth Operator's and Instructional Seats		No Charge

**WD SERIES SELF PROPELLED WINDROWERS
US PRICE LIST**

(Ex Works Grand Island, NE)

	726892	Leather Seats Heated Leather Operator's Seat and Leather Instructional Seat		\$1,420.00
--	--------	---	--	------------

SUSPENSION

SD_15001 AXLES

	725180	Cab suspension only No rear axle suspension - with 14Lx16.1 8PR rear tires		No Charge
	725179	Cab and rear axle suspension With 14Lx16.1 8PR rear tires, includes rear suspension dampener		\$2,730.00

LIGHTING

SD_06037 REAR LIGHTS

	726889	Standard Rear Light Package		No Charge
	726890	Deluxe LED Rear Light Package Two rear facing LED work lights and two LED stubble lights		\$1,442.00

SD_06075 FRONT LIGHTS

	726887	Standard Front Light Package		No Charge
	726888	Deluxe LED Front Light Package Four LED work lights mounted in cab roof line.		\$1,545.00

WHEEL SUPPORT

SD_H6202 REAR TIRE - WHEEL SUPPORT

	726761	Forked support		No Charge
	726762	Single Arm Optional with disc and sicklebar headers.		\$729.00

MIRRORS

SD_05072 MIRROR

	725971	Standard mirrors Mechanical Adjustment Mirrors		No Charge
	725972	Deluxe mirrors Electrical Adjustment Mirrors (adjust from inside cab)		\$728.00

**WD SERIES SELF PROPELLED WINDROWERS
US PRICE LIST**

(Ex Works Grand Island, NE)

TIRES

SD 16066 WHEELS AND TIRES

	8099907	16.9 X 28 12PR R4 Industrial Tread Pattern Required for use with HDX122 (12 foot) Sicklebar Header to prevent running over uncut crop		No Charge
	8092907	18.4 X 26 12PR R4 Industrial Tread Pattern		No Charge
	8091907	480/80R26 149 R3 Turf Tread Pattern		\$349.00
	8087907	18.4 X R26 150 R1 AG Tread Pattern		\$756.00
	8089907	21L X 28 14PR R4 Industrial Tread Pattern Not recommended for use with Double Swath DH212 (21 ft.) Draper Headers. Tire blocks header discharge opening.		\$1,120.00
	8001407	600/65R28 154 R1W AG Tread Pattern Not recommended for use with Double Swath DH212 (21ft.) Draper Headers. Tire blocks header discharge opening. 580/70R26 tires not recommended for use with the RD132 (13 foot) Disc Header to prevent running over uncut crop.		\$1,961.00
	8088907	580/70R26 149 R3 Turf Tread Pattern Available for WD1903 and WD2303 only		\$2,338.00

HEADER TYPE

SD H6203 HEADER Q-A SYSTEM

	726895	No Header Quick Latch		No Charge
	726896	Header Quick Latch		\$124.00

SD H6204 SHIELDS

	726909	Manual Adjust Windrow Shields Forming shields for use with RD3 Disc headers and HDX2 Sickle Headers.		No Charge
--	--------	--	--	-----------

ADDITIONAL OPERATOR'S MANUAL

SD 47083 OPERATOR'S MANUAL

	X47083X	No Additional Operators Manual English manual is included with base unit.		No Charge
--	---------	---	--	-----------

**WD SERIES SELF PROPELLED WINDROWERS
US PRICE LIST**

(Ex Works Grand Island, NE)

	715294	French Canadian		No Charge
	715309	Spanish		No Charge

OTHER EQUIPMENT

SD_02024 COLD WEATHER PKG

	761072	No Cold Weather Package		No Charge
	761159	Cold Weather Package Grid heater; includes second battery on WD1203 model.		
		if ENGINE POWER is 226 HP		\$328.00
		if ENGINE POWER is 190 HP		\$328.00
		if ENGINE POWER is 126 HP		\$458.00

OTHER EQUIPMENT - WIN

FACTORY INSTALLED

SD_09001 AUX HYD PUMP & CONTROL VALVE

	X09001X	No aux hydraulic for DWA		No Charge
	726611	Auxiliary hydraulic for DWA Available for WD1903 and WD2303 only		\$1,604.00

SD_09002 AUX HYD PUMP AND CONTROL VALVE

	X09002X	No gear pump and control valve		No Charge
	725998	Gear pump and control valve Required when optional hydraulic reel drive kit is installed on windrower for HDX--2 Sicklebar Header. Not compatible with DWA (726611) pump and control valve.		\$1,429.00

SD_H6201 CHAFF WIPER KIT

	XH6201X	No chaff wiper kit		No Charge
	726739	Chaff wiper kit for radiator, oil cooler, and A/C condenser.		\$528.00

FIELD INSTALLED

SD_05143 REMOTE WINDROW SHIELD CONTROL

	X05143X	No remote windrow shield		No Charge
	717131	Remote windrow shield control In-cab controlled windrow shield adjustment kit - is not functional with fixed crop deflector shields.		\$1,514.00

SD_20107 HYDRAULIC REEL DRIVE

	X20107X	No hydraulic reel drive kit		No Charge
--	---------	-----------------------------	--	-----------

**WD SERIES SELF PROPELLED WINDROWERS
US PRICE LIST**

(Ex Works Grand Island, NE)

		716961	Hydraulic reel drive kit Must be combined with HDX Header hydraulic reel drive kit (716961) to be complete. Also requires installation of the auxiliary hydraulic pump.		\$616.00
SD 45036 SICKLE HEADER ADAPT					
		X45036X	No sickle header adaptor kit		No Charge
		716965	Sickle header adaptor kit Required to mount an HDX--2 sickle header on a WD Series windrower. Kit includes header drive motor and hoses to attach to base unit. Kit not installed on header or tractor from factory.		\$1,448.00

RD163 DISC HEADER
US PRICE LIST

(Ex Works - See Standard Equipment)
Standard Equipment

HEADER:

All Headers:
Hydrostatically driven header with dual hydraulic header drive motors hoses
20 in. diameter floating auger with 7" deep reinforced flighting
High density polyethylene impact resistant hood liner

CUTTERBED:

16 ft. cutting width
10 disc modular cutterbar
Cutterbar shock protection system

HAY CONDITIONER:

(WHERE APPLICABLE):

Removable conditioning roll module
102 in. wide,
10-3/8 in. diameter
conditioning rolls
High speed conditioning rolls (938 rpm)
Windrow and wide swath width
adjustable from 38 in. to 96 in.

FLAIL CONDITIONER:

(WHERE APPLICABLE):

90 in. rotor with 90 tapered flails
Adjustable rotor hood with replaceable smooth liner
High Speed Rotor

LESS CONDITIONER ROLL MODULE:

Equipped less module, conditioning rolls, and conditioner drive shafts

SPECIALTY CROP HEADER:

Specialty Crop Header only:
For use in grass seed, mint, or other fragile crop harvest applications only
No conditioner 100 in. crop discharge opening with 83" closure kit
Second curtain, hanging above the cutterbar to improve crop flow
Windrow opening top deflector shield
Adjustable windrow forming rods
20 in. diameter floating auger with:
7 in deep, tapered, reinforced flighting
33 tooth auger drive sprocket
Less rubber auger paddles and paddle mounts

REQUIREMENTS FOR OPERATION:**WINDROWER REQUIREMENTS:**

For use with WD1903 or WD2303

Less Conditioner and Specialty Crop header versions can not be used to merge windrows with a Double Windrow Attachment

EX WORKS:

Wholegoods
(Ex Works Grand Island, NE)
Factory Supplied Attachments
(Ex Works Grand Island, NE)

Note - Hi-contact rolls produced for dealer orders submitted by October 1 2013.

**RD163 DISC HEADER
US PRICE LIST**

(Ex Works - See Standard Equipment)

Models

COMMERCIAL MODEL	WORKING WIDTH	Weight	List Price
RD163 FLAIL	16 ft.	4,743 LB	\$36,564.00
RD163 GRASS SEED	16 ft.	4,743 LB	\$35,432.00
RD163 HIGH CONTACT	16 ft.	4,743 LB	\$47,104.00
RD163 LESS ROLL/MOD	16 ft.	4,743 LB	\$33,084.00
RD163 RUBBER	16 ft.	4,743 LB	\$38,510.00
RD163 STEEL	16 ft.	4,743 LB	\$39,066.00

Factory Supplied Options

Order Code	Description	Weight	List Price
ADDITIONAL OPERATOR'S MANUAL			
SD_47083 OPERATOR'S MANUAL			
X47083X	No Additional Operators Manual English manual is included with base unit.		No Charge
715294	French Canadian		No Charge
715309	Spanish		No Charge
OTHER EQUIPMENT - NOT FACTORY INSTALLED			
SD_H5815 TEXTURED LINER KIT			
XH5815X	No textured liner kit		No Charge
716537	Textured liner kit Allowed with Flail Model only		\$384.00
ADDITIONAL ATTACHMENTS - NOT FACTORY INSTALLED			
SD_16028 GAUGE WHEEL KIT			
X16028X	No gauge wheel kit		No Charge
715301	Gauge wheel kit For RD 193, must order LH support # 84319644 and RH support # 84319645 from service parts to complete installation.		\$2,161.00
SD_50018 CORNER MARKER KIT			
X50018X	No corner marker kit		No Charge

**RD163 DISC HEADER
US PRICE LIST**

(Ex Works - See Standard Equipment)

	716791	Corner marker kit For corner visibility during operation or transport		\$195.00
SD_50047 HIGH STUBBLE KIT				
	X50047X	No high stubble kit		No Charge
	715289	High stubble kit Includes eight skid shoes. Cutting height with high stubble kit is 2.25 in. - 4.5 in.		\$574.00
SD_H5101 CROP DIVIDERS				
	XH5101X	No crop dividers		No Charge
	717002	Crop dividers		\$328.00
SD_H5811 PUSHBAR DIVIDER				
	XH5811X	No push bar divider		No Charge
	716695	Push bar for tall crops For Tall Cane type crops.		\$780.00
SD_H5818 60 IN CLOSURE KIT				
	XH5818X	No 60 inch Closure Kit		No Charge
	717701	60 inch Opening Closure Kit	44 LB	\$642.00
SD_H5819 83 IN CLOSURE KIT				
	XH5819X	No 83 inch Opening Closure Kit		No Charge
	717702	83 inch Opening Closure Kit	20 LB	\$581.00
ADDITIONAL LOOSE MODULES				
SD_50046 HIGH CONTACT MODULE				
	X50046X	No High-contact roll module		No Charge
	717364	High-contact roll module Includes complete conditioner module with high-contact rolls installed, less roll drive PTO shafts. Included with Disc Header with high-contact rolls.	1,090 LB	\$15,077.00
SD_H5816 RUBBER CONDITIONER MODULE				
	XH5816X	NO Rubber Conditioner Module		No Charge
	716939	Rubber Conditioner Module Includes complete conditioner module with rubber rolls installed, less roll drive PTO shafts. Included with Disc Header with rubber rolls.		\$6,482.00
SD_H5817 STEEL CONDITIONER MODULE				
	XH5817X	NO Steel Conditioner Module		No Charge
	717720	Steel Conditioner Module Includes complete conditioner module with steel rolls installed, less roll drive PTO shafts. Included with Disc Header with steel rolls.		\$7,038.00

**RD163 DISC HEADER
US PRICE LIST**

(Ex Works - See Standard Equipment)

SD_H5820 FLAIL CONDITIONER MODULE

	XH5820X	NO Flail Conditioner Module		No Charge
	717969	Flail Conditioner Module Includes complete conditioner module with flail rotor installed, less flail rotor drive PTO shaft. Included with Disc Header with flail rotor.		\$5,821.00

SD_H5821 CONDITIONER DRIVE SHAFT BUNDLE

	XH5821X	NO extra Cond Drive Shaft		No Charge
	717994	Roll Conditioner Drive Shaft Drive shafts for roll conditioner. Order only if roll conditioner is being installed on less conditioner or flail conditioner header.		\$791.00
	717995	Flail Conditioner Drive Shaft Drive shaft for flail conditioner. Order only if flail conditioner is being installed on less conditioner or roll conditioner header.		\$418.00

OTHER EQUIPMENT

SD_H5406 POPPET STYLE QUICK COUPLER

	XH5406X	No Poppet Style Quick Coupler		No Charge
	439059	Poppet Style Couplers-Disc Head Includes poppet style quick couplers for hose ends on disc head. Order if putting on a 2014 and prior windrower or going on a draper ready machine (not required for series II windrowers).		\$214.00

**RD163 DISC HEADER
US PRICE LIST**

(Ex Works - See Standard Equipment)
Factory Supplied Attachments

Order Code	Description	Weight	List Price
Conditioner Modules			
716939056	Chevron Rubber Conditioner Module Includes complete conditioner module with rubber rolls installed, less roll drive PTO shafts. Included with Disc Header with rubber rolls.	960 LB	\$6,482.00
717720016	Chevron Steel Conditioner Module Includes complete conditioner module with steel rolls installed, less roll drive PTO shafts. Included with Disc Header with steel rolls.	1,350 LB	\$7,038.00
717364026	High Contact Conditioner Module Includes complete conditioner module with high-contact rolls installed, less roll drive PTO shafts. Included with Disc Header with high-contact rolls.	1,090 LB	\$15,077.00
717969006	Flail Conditioner Module Includes complete conditioner module with flail rotor installed, less flail rotor drive PTO shaft. Included with Disc Header with flail rotor.	1,050 LB	\$5,821.00
Drive Shaft Packages			
717994006	16FT Hdr Roll Conditioner Drive Shaft Drive shafts for roll conditioner. Order only if roll conditioner is being installed on less conditioner or flail conditioner header.	40 LB	\$791.00
717995006	16FT Hdr Flail Conditioner Drive Shaft Drive shaft for flail conditioner. Order only if flail conditioner is being installed on less conditioner or roll conditioner header.	20 LB	\$418.00

**RD193 DISC HEADER
US PRICE LIST**

**(Ex Works - See Standard Equipment)
Standard Equipment**

HEADER:

Hydrostatically driven header with dual hydraulic header drive motors, hoses and quick couplers

Full length 20 in. diameter floating auger with 7-inch deep reinforced flighting

High density polyethylene impact resistant hood liner

CUTTERBED:

19 ft. 4 in. cutting width

12 disc modular cutterbar

Cutterbar shock protection system

CONDITIONING ROLLS

(WHERE APPLICABLE):

Removable conditioning roll module

102 in. wide, 10-3/8 in.

diameter conditioning rolls

High speed conditioning rolls (938 rpm)

Windrow and wide swath width

adjustable from 38 in. to 96 in.

LESS CONDITIONER ROLL MODULE:

Equipped less module, conditioning rolls, and conditioner drive shafts

REQUIREMENTS FOR OPERATION:

WINDROWER REQUIREMENTS:

For use with WD2303

Less Conditioner header version can not be used to merge windrows with a Double Windrow Attachment

EX WORKS:

Wholegoods

(Ex Works Grand Island, NE)

Factory Supplied Attachments

(Ex Works Grand Island, NE)

Note - Hi-contact rolls produced for dealer orders submitted by October 1 2013.

**RD193 DISC HEADER
US PRICE LIST**

(Ex Works - See Standard Equipment)

Models

COMMERCIAL MODEL	WORKING WIDTH	Weight	List Price
RD193 HIGH CONTACT	19 ft.	5,233 LB	\$54,651.00
RD193 LESS ROLL/MOD	19 ft.	5,233 LB	\$40,631.00
RD193 RUBBER	19 ft.	5,233 LB	\$46,057.00
RD193 STEEL	19 ft.	5,233 LB	\$46,613.00

Factory Supplied Options

Order Code	Description	Weight	List Price
ADDITIONAL OPERATOR'S MANUAL			
SD_47083 OPERATOR'S MANUAL			
X47083X	No Additional Operators Manual English manual is included with base unit.		No Charge
715294	French Canadian		No Charge
715309	Spanish		No Charge
OTHER EQUIPMENT - NOT FACTORY INSTALLED			
ADDITIONAL ATTACHMENTS - NOT FACTORY INSTALLED			
SD_16028 GAUGE WHEEL KIT			
X16028X	No gauge wheel kit		No Charge
715301	Gauge wheel kit For RD 193, must order LH support # 84319644 and RH support # 84319645 from service parts to complete installation.		\$2,161.00
SD_50018 CORNER MARKER KIT			
X50018X	No corner marker kit		No Charge
716791	Corner marker kit For corner visibility during operation or transport		\$195.00
SD_50047 HIGH STUBBLE KIT			
X50047X	No high stubble kit		No Charge
715289	High stubble kit Includes eight skid shoes. Cutting height with high stubble kit is 2.25 in. - 4.5 in.		\$574.00

**RD193 DISC HEADER
US PRICE LIST**

(Ex Works - See Standard Equipment)

SD_H5101 CROP DIVIDERS

	XH5101X	No crop dividers		No Charge
	717002	Crop dividers		\$328.00

SD_H5811 PUSHBAR DIVIDER

	XH5811X	No push bar divider		No Charge
	716695	Push bar for tall crops For Tall Cane type crops.		\$780.00

SD_H5818 60 IN CLOSURE KIT

	XH5818X	No 60 inch Closure Kit		No Charge
	717701	60 inch Opening Closure Kit	44 LB	\$642.00

SD_H5819 83 IN CLOSURE KIT

	XH5819X	No 83 inch Opening Closure Kit		No Charge
	717702	83 inch Opening Closure Kit	20 LB	\$581.00

ADDITIONAL LOOSE MODULES

SD_50046 HIGH CONTACT MODULE

	X50046X	No High-contact roll module		No Charge
	717364	High-contact roll module Includes complete conditioner module with high-contact rolls installed, less roll drive PTO shafts. Included with Disc Header with high-contact rolls.	1,090 LB	\$15,077.00

SD_H5816 RUBBER CONDITIONER MODULE

	XH5816X	NO Rubber Conditioner Module		No Charge
	716939	Rubber Conditioner Module Includes complete conditioner module with rubber rolls installed, less roll drive PTO shafts. Included with Disc Header with rubber rolls.		\$6,482.00

SD_H5817 STEEL CONDITIONER MODULE

	XH5817X	NO Steel Conditioner Module		No Charge
	717720	Steel Conditioner Module Includes complete conditioner module with steel rolls installed, less roll drive PTO shafts. Included with Disc Header with steel rolls.		\$7,038.00

SD_H5821 CONDITIONER DRIVE SHAFT BUNDLE

	XH5821X	NO extra Cond Drive Shaft		No Charge
	717994	Roll Conditioner Drive Shaft Drive shafts for roll conditioner. Order only if roll conditioner is being installed on less conditioner or flail conditioner header.		\$955.00

**RD193 DISC HEADER
US PRICE LIST**

(Ex Works - See Standard Equipment)

OTHER EQUIPMENT

SD_H5406 POPPET STYLE QUICK COUPLER

	XH5406X	No Poppet Style Quick Coupler			No Charge
	439059	Poppet Style Couplers-Disc Head Includes poppet style quick couplers for hose ends on disc head. Order if putting on a 2014 and prior windrower or going on a draper ready machine (not required for series II windrowers).			\$214.00

**RD193 DISC HEADER
US PRICE LIST**

(Ex Works - See Standard Equipment)
Factory Supplied Attachments

Order Code	Description	Weight	List Price
Conditioner Modules			
716939056	Chevron Rubber Conditioner Module Includes complete conditioner module with rubber rolls installed, less roll drive PTO shafts. Included with Disc Header with rubber rolls.	960 LB	\$6,482.00
717720016	Chevron Steel Conditioner Module Includes complete conditioner module with steel rolls installed, less roll drive PTO shafts. Included with Disc Header with steel rolls.	1,350 LB	\$7,038.00
717364026	High Contact Conditioner Module Includes complete conditioner module with high-contact rolls installed, less roll drive PTO shafts. Included with Disc Header with high-contact rolls.	1,090 LB	\$15,077.00
Drive Shaft Packages			
717994016	19FT Hdr Roll Conditioner Drive Shaft Drive shafts for roll conditioner. Order only if roll conditioner is being installed on less conditioner header.	50 LB	\$955.00

**HDX122 SICKLEBAR HEADER - W
US PRICE LIST**

**(Ex Works Grand Island, NE)
Standard Equipment**

CHASSIS:

12 ft. 3 in. cutting width
Dual mechanically driven
counterstroking sickles with
heavy-duty wobblers
20 in. diameter floating auger with
5 in. deep flighting
Auger slip clutch
100% bolted, thick (.120) overserrated
knife sections
Bolt adjustable knife hold down clips
(4) adjustable skid shoes
Cutterbar wearplate
Storage area for (2) complete
knife assemblies
Low profile floor pan

HEADER DRIVE:

Hydraulically driven header
Less header drive motor

REEL:

Mechanically driven, adjustable speed
5-bat reel
Fore/Aft and vertically adjustable reel
Segmented tine bars with bearings
and bushings

HAY CONDITIONER:

Gearbox driven 102 in wide,
10-3/8 in. diameter
conditioner rolls
Rubber-on-rubber roll configuration
Intermeshing chevron roll pattern
Windrow and wide swath width
adjustable from 38 in. to 96 in.

Requirements for Operation:

If using the HDX122 sicklebar header
with a WD---3 windrower, a sickle
header adapter kit is required.

This can be ordered with the
Windrower (code 716965)

OR

This can be ordered as a Parts
Division Supplied Accessory
(716965046 for WD1203 or
716965036 for WD1903/2303)

For use with WD Series and
WD Series II SP Windrowers

**HDX122 SICKLEBAR HEADER - W
US PRICE LIST**

(Ex Works Grand Island, NE)

Models

COMMERCIAL MODEL	CONDITIONER TYPE	WORKING WIDTH	Weight	List Price
HDX122 SKLBAR_HDR	Rubber on rubber chevron	12 ft.	3,880 LB	\$27,308.00

Factory Supplied Options

Order Code	Description	Weight	List Price
ADDITIONAL OPERATOR'S MANUAL			
SD_47083 OPERATOR'S MANUAL			
X47083X	No Additional Operators Manual English manual is included with base unit.		No Charge
715294	French Canadian	1 LB	No Charge
715309	Spanish	1 LB	No Charge
OTHER EQUIPMENT - NOT FACTORY INSTALLED			
SD_20107 HYDRAULIC REEL DRIVE			
X20107X	No hydraulic reel drive kit		No Charge
716961	Hydraulic reel drive kit Must be combined with WD Windrower Hydraulic reel drive kit to be complete.	42 LB	\$1,033.00
SD_H5101 CROP DIVIDERS			
XH5101X	No crop dividers		No Charge
715295	Crop divider Right and left sides	22 LB	\$267.00

HDX142 SICKLEBAR HEADER - W
US PRICE LIST

(Ex Works Grand Island, NE)
Standard Equipment

ALSO USED WITH:

SC101 Pivot tongue for
mower conditioner

CHASSIS:

14 ft. 3 in. (4.34m) cutting width
Dual mechanically driven
counterstroking sickles with
heavy-duty wobbles
20 in. (.5m) diameter floating auger
with 5 in. (.12m) deep flighting
Auger slip clutch
100% bolted, thick (.120) overserrated
knife sections
Bolt adjustable knife hold down clips
(4) adjustable skid shoes
Cutterbar wearplate
Storage area for (2) complete
knife assemblies
Low profile floor pan

HEADER DRIVE:

Hydraulically driven header
Less header drive motor

REEL:

Mechanically driven, adjustable speed
5-bat reel
Fore/Aft and vertically adjustable reel
Segmented tine bars with bearings
and bushings

HAY CONDITIONER:

Gearbox driven 102 in (2.6m) wide,
10-3/8 in. (.26m) diameter
conditioner rolls
Rubber-on-rubber or steel-on-steel
roll configuration
Intermeshing chevron roll pattern
Windrow and wide swath width
adjustable from
38 in. (.96m) to 96 in. (2.4m)

Requirements for Operation:

If using the HDX142 sicklebar header
with a WD---3 windrower, a sickle
header adapter kit is required.

This can be ordered with the
Windrower (code 716965)

OR

This can be ordered as a Parts
Division Supplied Accessory
(716965046 for WD1203 or
716965036 for WD1903/2303).

For use with WD Series and
WD Series II SP Windrowers

Note: Hi-contact rolls produced for
dealer orders submitted by
October 1, 2013.

**HDX142 SICKLEBAR HEADER - W
US PRICE LIST**

(Ex Works Grand Island, NE)

Models

COMMERCIAL MODEL	CONDITIONER TYPE	WORKING WIDTH	Weight	List Price
HDX142 SKLBAR_HDR	Rubber on rubber chevron	14 ft.	4,240 LB	\$28,443.00
HDX142 SKLBAR_HDR	Steel on steel chevron	14 ft.	4,240 LB	\$29,024.00
HDX142 SKLBAR_HDR	Hi-contact	14 ft.	4,240 LB	\$37,412.00

Factory Supplied Options

Order Code	Description	Weight	List Price
ADDITIONAL OPERATOR'S MANUAL			
SD_47083 OPERATOR'S MANUAL			
X47083X	No Additional Operators Manual English manual is included with base unit.		No Charge
715294	French Canadian	1 LB	No Charge
715309	Spanish	1 LB	No Charge
OTHER EQUIPMENT - NOT FACTORY INSTALLED			
SD_16028 GAUGE WHEEL KIT			
X16028X	No gauge wheel kit		No Charge
715301	Gauge wheel kit set of four	240 LB	\$2,255.00
SD_20107 HYDRAULIC REEL DRIVE			
X20107X	No hydraulic reel drive kit		No Charge
716961	Hydraulic reel drive kit Must be combined with WD Windrower Hydraulic reel drive kit to be complete.	42 LB	\$1,033.00
SD_H5101 CROP DIVIDERS			
XH5101X	No crop dividers		No Charge
715295	Crop divider Right and left sides	22 LB	\$267.00

**HDX162 SICKLEBAR HEADER - W
US PRICE LIST**

**(Ex Works Grand Island, NE)
Standard Equipment**

ALSO USED WITH:

SC101 Pivot tongue for
mower conditioner

CHASSIS:

16 ft. 3 in. (4.95m) cutting width
Dual mechanically driven
counterstroking sickles with heavy-
duty wobblers
20 in. (.5m) diameter floating auger
with 5 in. (.12m) deep flighting
Auger slip clutch
100% bolted, thick (.120) overserrated
knife sections
Bolt adjustable knife hold down clips
(4) adjustable skid shoes
Cutterbar wearplate
Storage area for (2) complete
knife assemblies
Low profile floor pan

HEADER DRIVE:

Hydraulically driven header
Less header drive motor

REEL:

Mechanically driven, adjustable speed
5-bat reel
Fore/Aft and vertically adjustable reel
Segmented tine bars with bearings
and bushings

HAY CONDITIONER:

Gearbox driven 102 in. (2.6m) wide,
10-3/8 in. (.26m) diameter
conditioner rolls
Rubber-on-rubber or steel-on-steel
roll configuration
Intermeshing chevron roll pattern
Windrow and wide swath width
adjustable from
38 in. (.96m) to 96 in. (2.4m)

Requirements for Operation:

If using the HDX162 sicklebar header
with a WD---3 windrower, a sickle
header adapter kit is required.

This can be ordered with the
Windrower (code 716965)

OR

This can be ordered as a Parts
Division Supplied Accessory
(716965046 for WD1203 or
716965036 for WD1903/2303)

For use with WD Series and
WD Series II SP Windrowers

Note: Hi-contact rolls produced for
dealer orders submitted by
October 1, 2013.

**HDX162 SICKLEBAR HEADER - W
US PRICE LIST**

(Ex Works Grand Island, NE)

Models

COMMERCIAL MODEL	CONDITIONER TYPE	WORKING WIDTH	Weight	List Price
HDX162 SKLBAR_HDR	Rubber on rubber chevron	16 ft.	4,480 LB	\$29,395.00
HDX162 SKLBAR_HDR	Steel on steel chevron	16 ft.	4,480 LB	\$29,976.00
HDX162 SKLBAR_HDR	Hi-contact	16 ft.	4,480 LB	\$38,363.00

Factory Supplied Options

Order Code	Description	Weight	List Price
------------	-------------	--------	------------

ADDITIONAL OPERATOR'S MANUAL

SD_47083 OPERATOR'S MANUAL

	X47083X	No Additional Operators Manual English manual is included with base unit.		No Charge
	715294	French Canadian	1 LB	No Charge
	715309	Spanish	1 LB	No Charge

OTHER EQUIPMENT - NOT FACTORY INSTALLED

SD_16028 GAUGE WHEEL KIT

	X16028X	No gauge wheel kit		No Charge
	715301	Gauge wheel kit set of four	240 LB	\$2,255.00

SD_20107 HYDRAULIC REEL DRIVE

	X20107X	No hydraulic reel drive kit		No Charge
	716961	Hydraulic reel drive kit Must be combined with WD Windrower Hydraulic reel drive kit to be complete.	42 LB	\$1,033.00

SD_H5101 CROP DIVIDERS

	XH5101X	No crop dividers		No Charge
	715295	Crop divider Right and left sides	22 LB	\$267.00

**HDX182 SICKLEBAR HEADER - W
US PRICE LIST**

**(Ex Works Grand Island, NE)
Standard Equipment**

ALSO USED WITH:

SC101 Pivot tongue for
mower conditioner

CHASSIS:

18 ft. 3 in. (5.56m) cutting width
Dual mechanically driven
counterstroking sickles with heavy-
duty wobblers
20 in. (.5m) diameter floating auger
with
5 in. (.12m) deep flighting
Auger slip clutch
100% bolted, thick (.120) overserrated
knife sections
Bolt adjustable knife hold down clips
(4) adjustable skid shoes
Cutterbar wearplate
Storage area for (2) complete
knife assemblies
Low profile floor pan

HEADER DRIVE:

Hydraulically driven header
Less header drive motor

REEL:

Mechanically driven, adjustable speed
5-bat reel
Fore/Aft and vertically adjustable reel
Segmented tine bars with bearings
and bushings

HAY CONDITIONER:

Gearbox driven 102 in. (2.6m) wide,
10-3/8 in. (.26m) diameter
conditioner rolls
Rubber-on-rubber or steel-on-steel
roll configuration
Intermeshing chevron roll pattern
Windrow and wide swath width
adjustable from
38 in. (.96m) to 96 in. (2.4m)

Requirements for Operation:

If using the HDX182 sicklebar header
with a WD---3 windrower, a sickle
header adapter kit is required.

This can be ordered with the
Windrower (code 716965)

OR

This can be ordered as a Parts
Division Supplied Accessory
(716965046 for WD1203 or
716965036 for WD1903/2303).

For use with WD Series and
WD Series II SP Windrowers

Note: Hi-contact rolls produced for
dealer orders submitted by
October 1, 2013.

**HDX182 SICKLEBAR HEADER - W
US PRICE LIST**

(Ex Works Grand Island, NE)

Models

COMMERCIAL MODEL	CONDITIONER TYPE	WORKING WIDTH	Weight	List Price
HDX182 SKLBAR_HDR	Rubber on rubber chevron	18 ft.	4,600 LB	\$30,492.00
HDX182 SKLBAR_HDR	Steel on steel chevron	18 ft.	4,600 LB	\$31,073.00
HDX182 SKLBAR_HDR	Hi-contact	18 ft.	4,600 LB	\$39,460.00

Factory Supplied Options

Order Code	Description	Weight	List Price
------------	-------------	--------	------------

ADDITIONAL OPERATOR'S MANUAL

SD_47083 OPERATOR'S MANUAL

	X47083X	No Additional Operators Manual English manual is included with base unit.		No Charge
	715294	French Canadian	1 LB	No Charge
	715309	Spanish	1 LB	No Charge

OTHER EQUIPMENT - NOT FACTORY INSTALLED

SD_16028 GAUGE WHEEL KIT

	X16028X	No gauge wheel kit		No Charge
	715301	Gauge wheel kit set of four	240 LB	\$2,255.00

SD_20107 HYDRAULIC REEL DRIVE

	X20107X	No hydraulic reel drive kit		No Charge
	716961	Hydraulic reel drive kit Must be combined with WD Windrower Hydraulic reel drive kit to be complete.	42 LB	\$1,033.00

SD_H5101 CROP DIVIDERS

	XH5101X	No crop dividers		No Charge
	715295	Crop divider Right and left sides	22 LB	\$267.00

**DH253 SERIES DRAPER HEADERS
US PRICE LIST**

**(Ex Works Frontier, SK, Canada)
Standard Equipment**

DH253:

25 ft. (7.6m) cutting width
Single or double knife
Center delivery opening - 56 in.- 72 in.
(1.42m - 1.83m)
*back panel opening can be increased
to 80 in. (2.03m) by removing
extension panels at each side of the
center opening
Double swath center opening -
56 in. - 72 in. (1.42m - 1.83m)
Double swath side opening -
55in. - 65 in. (1.37m - 1.65m)

KNIFE DRIVE:

Schumacher ProDrive knife drive
system, hydraulically driven using
windrower hydraulic system
1400 strokes per minute
Knife stroke - 3.35 in. (.85m)

CUTTING SYSTEM:

Schumacher EasyCut system
with spring steel guards, bolt-on
plated knife sections, and
Rollerguide knifeback guide system
Min. Cut Height: .75 in (19mm) at 8
degrees of tilt

DRAPER BELTS:

42 in. rubberized polyester, with
fiberglass reinforced tie bar
connections
Moulded V-Guide belt tracking
Draper speed in-cab adjustable flow
control from 0 to 705 ft./minute
Belt angle - 15 degrees at 2 degree tilt

REEL:

UII reels with end-tine package
Chain reduction hydraulic drive with
60 cu. in. (.74L) motor
Reel shipped fully assembled
Reel speed 10 to 75 rpm
Hydraulic reel lift
In-cab controlled auto reel-speed to
ground-speed synchronization

OTHER EQUIPMENT:

Hay Guard

Requirements for Operation:

A draper head adapter kit is required to
run the draper head on WD series
windrowers. The draper ready
package must be ordered from the
factory.

**DH253 SERIES DRAPER HEADERS
US PRICE LIST**

(Ex Works Frontier, SK, Canada)

Models

COMMERCIAL MODEL	WORKING WIDTH	KNIFE	REEL	DELIVERY	Weight	List Price
DH253 DRAPER HEADER	25 ft.	Single Knife	SINGLE REEL	STD DECK		\$46,006.00
DH253 DRAPER HEADER	25 ft.	Single Knife	SINGLE REEL	DOUBLE SWATH		\$51,024.00
DH253 DRAPER HEADER	25 ft.	Double Knife	SINGLE REEL	STD DECK		\$50,712.00
DH253 DRAPER HEADER	25 ft.	Double Knife	SINGLE REEL	DOUBLE SWATH		\$55,730.00

Factory Supplied Options

Order Code	Description	Weight	List Price
------------	-------------	--------	------------

CUTTING SYSTEM

SD_H5806 CUTTING SYSTEM

727066	SCHUMACHER Cutterbar EasyCut system with spring steel guards, bolt-on, plated knife sections and Rollerguide kniveback guide system.		No Charge
727067	CNH Cutterbar STD GUARD Case IH Cutting System with forged steel guards, adjustable hold-down clips and bolt-on knife sections. Recommended for cutting all crops. With adjustable knife hold-downs adjusted regularly, cutterbar cuts cleaner longer using less power. Required for green hay cutting. Standard guards.		
	if KNIFE is Double Knife and WORKING WIDTH is 25 ft.		\$120.00
	if KNIFE is Single Knife and WORKING WIDTH is 25 ft.		\$631.00
727081	CNH Cutterbar STUB GUARD Case IH Cutting System with forged steel guards, adjustable hold-down clips and bolt-on knife sections. Recommended for cutting all crops. With adjustable knife hold-downs adjusted regularly, cutterbar cuts cleaner longer using less power. Required for green hay cutting. Standard guards.		

**DH253 SERIES DRAPER HEADERS
US PRICE LIST**

(Ex Works Frontier, SK, Canada)

		if KNIFE is Double Knife and WORKING WIDTH is 25 ft.		\$1,304.00
		if KNIFE is Single Knife and WORKING WIDTH is 25 ft.		\$1,774.00

REELS

SD_H5601 REEL

	449338	UII SNGL STEEL 6 BAT UII One-piece reel, 6-Bat, steel fingers		\$968.00
	449339	UII SNGL PLASTIC 6 BAT UII One-piece reel, 6-Bat, plastic fingers		No Charge
	449352	HCC SNGL PLASTIC 6B FOVER HCC One-piece reel, 6-Bat, plastic fingers		(\$440.00)

OTHER EQUIPMENT - WIN

HEADER TRANSPORT

SD_16050 TIRES/WHLS/HUBS/SPI

	X16050X	No Tires/Wheels/Hubs Spindles		No Charge
	725591	Tires/Wheels/Hubs Spindles Kit includes a quantity of 2 wheels/tires/hubs-spindles. Required w/castoring gauge wheel option, and/or 2-wheel- or 4-wheel transport option. Only order this option one time when ordering both catoring gauge wheels and 2/4 wheel transport.		\$1,206.00

SD_49010 HEADER TRANSPORT

	727072	No Header Transport		No Charge
	727073	2 Wheel Hdr Transport less TW Includes two-piece tongue for LH end of header and fold-up axle for RH end of header. Requires tires, wheels, hubs, spindles to be functional. No on-header storage if castoring gauge wheels are not ordered.		\$946.00

POLY SKID PLATES

SD_H5823 POLY SKID PLATE

	XH5823X	NO POLY SKID PLATE		No Charge
	727071	POLY SKID for SCHUMACHER Poly Skid-plate for Schumacher cutting system - 6" segmented poly cutterbar skid plates- provide full width skids for on-ground operation		\$1,112.00

**DH253 SERIES DRAPER HEADERS
US PRICE LIST**

(Ex Works Frontier, SK, Canada)

	727070	POLY SKID for CNH Poly Skid-plate for Case IH cutting system - 6" segmented poly cutterbar skid plates- provide full width skids for on-ground operation		\$1,112.00
ADDITIONAL OPERATOR'S MANUAL				
SD_47083 OPERATOR'S MANUAL				
	X47083X	No Additional Operators Manual		No Charge
	725023	French Language		No Charge
OTHER				
SD_C5832 SKID SHOE				
	XC5832X	No Skid Shoe		No Charge
	727076	Adjustable Skid Shoes Adjustable, end skid shoes- help prevent ends of header from gouging in uneven terrain		\$699.00
SD_H5824 FLOATING TIP DIVIDER				
	XH5824X	No Floating Tip Divider		No Charge
	727077	Floating Tip Divider Recommended for hay and lentils.		\$611.00
SD_H5825 END SHEARS				
	XH5825X	No End Shears		No Charge
	727078	Rotary Shear Ready Cutting shears are mounted on the ends of the head. Help cut through downed, tanged, and green crops. Includes brackets, hoses, and valve cartridge to direct oil to rotary shear at both ends of header.		\$941.00

**DH303 SERIES DRAPER HEADERS
US PRICE LIST**

**(Ex Works Frontier, SK, Canada)
Standard Equipment**

DH303:

30 ft. (9.1m) cutting width
Single or double knife
Center delivery opening - 56 in.- 72 in.
(1.42m - 1.83m)
*back panel opening can be increased
to 80 in. (2.03m) by removing
extension panels at each side of the
center opening
Double swath center opening -
56 in. - 72 in. (1.42m - 1.83m)
Double swath side opening -
55in. - 65 in. (1.37m - 1.65m)

KNIFE DRIVE:

Schumacher ProDrive knife drive
system, hydraulically driven using
windrower hydraulic system
1400 strokes per minute
Knife stroke - 3.35 in. (.85m)

CUTTING SYSTEM:

Schumacher EasyCut system
with spring steel guards, bolt-on
plated knife sections, and
Rollerguide knifeback guide
system
Min. Cut Height: .75 in (19mm) at
8 degrees of tilt

DRAPER BELTS:

42 in. rubberized polyester, with
fiberglass reinforced tie bar
connections
Moulded V-Guide belt tracking
Draper speed in-cab adjustable flow
control from 0 to 705 ft./minute
Belt angle - 15 degrees at 2 degree tilt

REEL:

UII reels with end-tine package
Chain reduction hydraulic drive with
60 cu. in. (.74L) motor
Reel shipped fully assembled
Reel speed 10 to 75 rpm
Hydraulic reel lift
In-cab controlled auto reel-speed to
ground-speed synchronization

OTHER EQUIPMENT:

Hay Guard

Requirements for Operation:

A draper head adapter kit is required to
run the draper head on WD series
windrowers. The draper ready
package must be ordered from the
factory.

**DH303 SERIES DRAPER HEADERS
US PRICE LIST**

(Ex Works Frontier, SK, Canada)

Models

COMMERCIAL MODEL	WORKING WIDTH	KNIFE	REEL	DELIVERY	Weight	List Price
DH303 DRAPER HEADER	30 ft.	Single Knife	SINGLE REEL	STD DECK		\$52,429.00
DH303 DRAPER HEADER	30 ft.	Single Knife	SINGLE REEL	DOUBLE SWATH		\$54,786.00
DH303 DRAPER HEADER	30 ft.	Double Knife	SINGLE REEL	STD DECK		\$55,221.00
DH303 DRAPER HEADER	30 ft.	Double Knife	SINGLE REEL	DOUBLE SWATH		\$57,578.00

Factory Supplied Options

Order Code	Description	Weight	List Price
------------	-------------	--------	------------

CUTTING SYSTEM

SD H5806 CUTTING SYSTEM

727066	SCHUMACHER Cutterbar EasyCut system with spring steel guards, bolt-on, plated knife sections and Rollerguide kniveback guide system.		No Charge
727067	CNH Cutterbar STD GUARD Case IH Cutting System with forged steel guards, adjustable hold-down clips and bolt-on knife sections. Recommended for cutting all crops. With adjustable knife hold-downs adjusted regularly, cutterbar cuts cleaner longer using less power. Required for green hay cutting. Standard guards.		
	if KNIFE is Double Knife and WORKING WIDTH is 30 ft.		\$193.00
	if KNIFE is Single Knife and WORKING WIDTH is 30 ft.		\$750.00
727081	CNH Cutterbar STUB GUARD Case IH Cutting System with forged steel guards, adjustable hold-down clips and bolt-on knife sections. Recommended for cutting all crops. With adjustable knife hold-downs adjusted regularly, cutterbar cuts cleaner longer using less power. Required for green hay cutting. Standard guards.		

**DH303 SERIES DRAPER HEADERS
US PRICE LIST**

(Ex Works Frontier, SK, Canada)

		if KNIFE is Double Knife and WORKING WIDTH is 30 ft.		\$1,274.00
		if KNIFE is Single Knife and WORKING WIDTH is 30 ft.		\$2,123.00

REELS

SD_H5601 REEL

	449338	UII SNGL STEEL 6 BAT UII One-piece reel, 6-Bat, steel fingers		\$968.00
	449339	UII SNGL PLASTIC 6 BAT UII One-piece reel, 6-Bat, plastic fingers		No Charge
	449352	HCC SNGL PLASTIC 6B FOVER HCC One-piece reel, 6-Bat, plastic fingers		(\$440.00)

OTHER EQUIPMENT - WIN

HEADER TRANSPORT

SD_16050 TIRES/WHLS/HUBS/SPI

	X16050X	No Tires/Wheels/Hubs Spindles		No Charge
	725591	Tires/Wheels/Hubs Spindles Kit includes a quantity of 2 wheels/tires/hubs-spindles. Required w/castoring gauge wheel option, and/or 2-wheel- or 4-wheel transport option. Only order this option one time when ordering both catoring gauge wheels and 2/4 wheel transport.		\$1,206.00

SD_49010 HEADER TRANSPORT

	727072	No Header Transport		No Charge
	727073	2 Wheel Hdr Transport less TW Includes two-piece tongue for LH end of header and fold-up axle for RH end of header. Requires tires, wheels, hubs, spindles to be functional. No on-header storage if castoring gauge wheels are not ordered.		\$916.00

POLY SKID PLATES

SD_H5823 POLY SKID PLATE

	XH5823X	NO POLY SKID PLATE		No Charge
	727071	POLY SKID for SCHUMACHER Poly Skid-plate for Schumacher cutting system - 6" segmented poly cutterbar skid plates- provide full width skids for on-ground operation		\$1,209.00

**DH303 SERIES DRAPER HEADERS
US PRICE LIST**

(Ex Works Frontier, SK, Canada)

	727070	POLY SKID for CNH Poly Skid-plate for Case IH cutting system - 6" segmented poly cutterbar skid plates- provide full width skids for on-ground operation		\$1,209.00
CROSS AUGER				
SD_H5501 CROSS AUGER				
	XH5501X	No cross auger kit		No Charge
	725595	Feed Assist Cross auger kit Suggested for use in high volume crops - canola - to assist crop flow across header.		\$4,755.00
GAUGE WHEELS				
SD_16027 CASTERING GAUGE WHEEL				
	X16027X	No castering wheels		No Charge
	725579	Castering gauge wheels Fully castering with 3-8 inches of shock travel. One person adjustment. Requires tires, wheels, hubs, spindles option to be functional.		\$2,566.00
ADDITIONAL OPERATOR'S MANUAL				
SD_47083 OPERATOR'S MANUAL				
	X47083X	No Additional Operators Manual		No Charge
	725023	French Language		No Charge
OTHER				
SD_C5832 SKID SHOE				
	XC5832X	No Skid Shoe		No Charge
	727076	Adjustable Skid Shoes Adjustable, end skid shoes- help prevent ends of header from gouging in uneven terrain		\$699.00
SD_H5824 FLOATING TIP DIVIDER				
	XH5824X	No Floating Tip Divider		No Charge
	727077	Floating Tip Divider Recommended for hay and lentils.		\$611.00
SD_H5825 END SHEARS				
	XH5825X	No End Shears		No Charge
	727078	Rotary Shear Ready Cutting shears are mounted on the ends of the head. Help cut through downed, tangeled, and green crops.Includes brackets, hoses, and valve cartridge to direct oil to rotary shear at both ends of header.		\$971.00

**DH363 SERIES DRAPER HEADERS
US PRICE LIST**

**(Ex Works Frontier, SK, Canada)
Standard Equipment**

DH363:

36 ft. (11m) cutting width
Double knife only
Center delivery opening - 56 in.- 72 in.
(1.42m - 1.83m)
*back panel opening can be increased
to 80 in. (2.03m) by removing
extension panels at each side of the
center opening
Double swath center opening -
56 in. - 72 in. (1.42m - 1.83m)
Double swath side opening -
55in. - 65 in. (1.37m - 1.65m)

KNIFE DRIVE:

Double-swath includes hydraulic deck
shift from the cab
Schumacher ProDrive knife drive
system, hydraulically driven using
windrower hydraulic system
1400 strokes per minute
Knife stroke - 3.35 in. (.85m)

CUTTING SYSTEM:

Schumacher EasyCut system
with spring steel guards, bolt-on
plated knife sections, and
Rollerguide knifeback guide
system
Min. Cut Height: .75 in (19mm) at 8
degrees of tilt

DRAPER BELTS:

42 inch rubberized polyester, with
fiberglass reinforced tie bar
connections
Moulded V-Guide belt tracking
Draper speed in-cab adjustable flow
control from 0 to 705 ft./minute
Belt angle - 15 degrees at 2 degree tilt

REEL:

UII reels with end-tine package
Chain reduction hydraulic drive with
60 cu. in. (.74L) motor
Reel shipped fully assembled
Reel speed 10 to 75 rpm
Hydraulic reel lift
In-cab controlled auto reel-speed to
ground-speed synchronization

OTHER EQUIPMENT:

Hay Guard

Requirements for Operation:

A draper head adapter kit is required to
run the draper head on WD series
windrowers. The draper ready
package must be ordered from the
factory.

**DH363 SERIES DRAPER HEADERS
US PRICE LIST**

(Ex Works Frontier, SK, Canada)

Models

COMMERCIAL MODEL	WORKING WIDTH	KNIFE	REEL	DELIVERY	Weight	List Price
DH363 DRAPER HEADER	36 ft.	Double Knife	SINGLE REEL	STD DECK		\$64,158.00
DH363 DRAPER HEADER	36 ft.	Double Knife	SINGLE REEL	DOUBLE SWATH		\$66,581.00
DH363 DRAPER HEADER	36 ft.	Double Knife	SPLIT REEL	STD DECK		\$70,576.00
DH363 DRAPER HEADER	36 ft.	Double Knife	SPLIT REEL	DOUBLE SWATH		\$72,999.00

Factory Supplied Options

Order Code	Description	Weight	List Price
------------	-------------	--------	------------

CUTTING SYSTEM

SD_H5806 CUTTING SYSTEM

727066	SCHUMACHER Cutterbar EasyCut system with spring steel guards, bolt-on, plated knife sections and Rollerguide kniveback guide system.		No Charge
727067	CNH Cutterbar STD GUARD Case IH Cutting System with forged steel guards, adjustable hold-down clips and bolt-on knife sections. Recommended for cutting all crops. With adjustable knife hold-downs adjusted regularly, cutterbar cuts cleaner longer using less power. Required for green hay cutting. Standard guards.		\$1,086.00
727081	CNH Cutterbar STUB GUARD Case IH Cutting System with forged steel guards, adjustable hold-down clips and bolt-on knife sections. Recommended for cutting all crops. With adjustable knife hold-downs adjusted regularly, cutterbar cuts cleaner longer using less power. Required for green hay cutting. Standard guards.		\$2,671.00

**DH363 SERIES DRAPER HEADERS
US PRICE LIST**

(Ex Works Frontier, SK, Canada)

REELS

SD_H5601 REEL

	449339	UII SNGL PLASTIC 6 BAT UII One-piece reel, 6-Bat, plastic fingers		No Charge
	449340	UII SPLIT PLASTIC 6 BAT UII Split reel, 6-Bat, plastic fingers		No Charge
	449352	HCC SNGL PLASTIC 6B FOVER HCC One-piece reel, 6-Bat, plastic fingers		(\$1,128.00)
	449353	HCC SPLIT PLASTIC 6B FOVER HCC Split reel, 6-Bat, plastic fingers		(\$5,680.00)

OTHER EQUIPMENT - WIN

HEADER TRANSPORT

SD_16050 TIRES/WHLS/HUBS/SPI

	X16050X	No Tires/Wheels/Hubs Spindles		No Charge
	725591	Tires/Wheels/Hubs Spindles Kit includes a quantity of 2 wheels/tires/hubs-spindles. Required w/castoring gauge wheel option, and/or 2-wheel- or 4-wheel transport option. Only order this option one time when ordering both catoring gauge wheels and 2/4 wheel transport.		\$1,206.00

SD_49010 HEADER TRANSPORT

	727072	No Header Transport		No Charge
	727073	2 Wheel Hdr Transport less TW Includes two-piece tongue for LH end of header and fold-up axle for RH end of header. Requires tires, wheels, hubs, spindles to be functional. No on-header storage if castoring gauge wheels are not ordered.		\$916.00

POLY SKID PLATES

SD_H5823 POLY SKID PLATE

	XH5823X	NO POLY SKID PLATE		No Charge
	727071	POLY SKID for SCHUMACHER Poly Skid-plate for Schumacher cutting system - 6" segmented poly cutterbar skid plates- provide full width skids for on-ground operation		\$1,721.00
	727070	POLY SKID for CNH Poly Skid-plate for Case IH cutting system - 6" segmented poly cutterbar skid plates- provide full width skids for on-ground operation		\$1,721.00

**DH363 SERIES DRAPER HEADERS
US PRICE LIST**

(Ex Works Frontier, SK, Canada)

CROSS AUGER

SD_H5501 CROSS AUGER

	XH5501X	No cross auger kit		No Charge
	725595	Feed Assist Cross auger kit Suggested for use in high volume crops - canola - to assist crop flow across header.		\$4,929.00

GAUGE WHEELS

SD_16027 CASTERING GAUGE WHEEL

	X16027X	No castering wheels		No Charge
	725579	Castering gauge wheels Fully castering with 3-8 inches of shock travel. One person adjustment. Requires tires, wheels, hubs, spindles option to be functional.		\$2,566.00

ADDITIONAL OPERATOR'S MANUAL

SD_47083 OPERATOR'S MANUAL

	X47083X	No Additional Operators Manual		No Charge
	725023	French Language		No Charge

OTHER

SD_C5832 SKID SHOE

	XC5832X	No Skid Shoe		No Charge
	727076	Adjustable Skid Shoes Adjustable, end skid shoes- help prevent ends of header from gouging in uneven terrain		\$699.00

SD_H5824 FLOATING TIP DIVIDER

	XH5824X	No Floating Tip Divider		No Charge
	727077	Floating Tip Divider Recommended for hay and lentils.		\$611.00

SD_H5825 END SHEARS

	XH5825X	No End Shears		No Charge
	727078	Rotary Shear Ready Cutting shears are mounted on the ends of the head. Help cut through downed, tangeled, and green crops.Includes brackets, hoses, and valve cartridge to direct oil to rotary shear at both ends of header.		\$1,008.00

**DH403 SERIES DRAPER HEADERS
US PRICE LIST**

**(Ex Works Frontier, SK, Canada)
Standard Equipment**

DH403:

40 ft. (12m) cutting width
Double knife only
Center delivery opening - 56 in.- 72 in.
(1.42m - 1.83m)
*back panel opening can be increased
to 80 in. (2.03m) by removing
extension panels at each side of the
center opening

KNIFE DRIVE:

Double Knife:
Schumacher ProDrive knife drive
system, hydraulically driven using
windrower hydraulic system
1400 strokes per minute
Knife stroke - 3.35 in. (.85m)

CUTTING SYSTEM:

Schumacher EasyCut system
with spring steel guards, bolt-on
plated knife sections, and
Rollerguide knifeback guide
system
Min. Cut Height: .75 in (19mm) at 8
degrees of tilt

DRAPER BELTS:

42 inch rubberized polyester, with
fiberglass reinforced tie bar
connections
Moulded V-Guide belt tracking
Draper speed in-cab adjustable flow
control from 0 to 705 ft./minute
Belt angle - 15 degrees at 2 degree tilt

REEL:

UII reels with end-tine package
Chain reduction hydraulic drive with
60 cu. in. (.74L) motor
Reel shipped fully assembled
Reel speed 10 to 75 rpm
Hydraulic reel lift
In-cab controlled auto reel-speed to
ground-speed synchronization

OTHER EQUIPMENT:

Hay Guard

Requirements for Operation:

A draper head adapter kit is required to
run the draper head on WD series
windrowers. The draper ready
package must be ordered from the
factory.

**DH403 SERIES DRAPER HEADERS
US PRICE LIST**

(Ex Works Frontier, SK, Canada)

Models

COMMERCIAL MODEL	WORKING WIDTH	KNIFE	REEL	DELIVERY	Weight	List Price
DH403 DRAPER HEADER	40 ft.	Double Knife	SPLIT REEL	STD DECK		\$69,441.00

Factory Supplied Options

Order Code	Description	Weight	List Price
------------	-------------	--------	------------

CUTTING SYSTEM

SD_H5806 CUTTING SYSTEM

727066	SCHUMACHER Cutterbar EasyCut system with spring steel guards, bolt-on, plated knife sections and Rollerguide kniveback guide system.		No Charge
727067	CNH Cutterbar STD GUARD Case IH Cutting System with forged steel guards, adjustable hold-down clips and bolt-on knife sections. Recommended for cutting all crops. With adjustable knife hold-downs adjusted regularly, cutterbar cuts cleaner longer using less power. Required for green hay cutting. Standard guards.		\$119.00
727081	CNH Cutterbar STUB GUARD Case IH Cutting System with forged steel guards, adjustable hold-down clips and bolt-on knife sections. Recommended for cutting all crops. With adjustable knife hold-downs adjusted regularly, cutterbar cuts cleaner longer using less power. Required for green hay cutting. Standard guards.		\$1,290.00

REELS

SD_H5601 REEL

449340	UII SPLIT PLASTIC 6 BAT UII Split reel, 6-Bat, plastic fingers		No Charge
--------	--	--	-----------

**DH403 SERIES DRAPER HEADERS
US PRICE LIST**

(Ex Works Frontier, SK, Canada)

OTHER EQUIPMENT - WIN

HEADER TRANSPORT

SD 16050 TIRES/WHLS/HUBS/SPI

	X16050X	No Tires/Wheels/Hubs Spindles		No Charge
	725591	Tires/Wheels/Hubs Spindles Kit includes a quantity of 2 wheels/tires/hubs-spindles. Required w/castering gauge wheel option, and/or 2-wheel- or 4-wheel transport option. Only order this option one time when ordering both catoring gauge wheels and 2/4 wheel transport.		\$965.00

SD 49010 HEADER TRANSPORT

	727072	No Header Transport		No Charge
	727074	4 Wheel Hdr Transport less TW Includes two-piece tongue and two dolly wheels for LH end of header and fold-up axle for RH end of header. Requires tires, wheels, hubs, spindles for rear axle to be functional. No on-header storage if castering gauge wheels not ordered.		\$2,961.00

POLY SKID PLATES

SD_H5823 POLY SKID PLATE

	XH5823X	NO POLY SKID PLATE		No Charge
	727071	POLY SKID for SCHUMACHER Poly Skid-plate for Schumacher cutting system - 6" segmented poly cutterbar skid plates- provide full width skids for on-ground operation		\$2,013.00
	727070	POLY SKID for CNH Poly Skid-plate for Case IH cutting system - 6" segmented poly cutterbar skid plates- provide full width skids for on-ground operation		\$2,013.00

CROSS AUGER

SD_H5501 CROSS AUGER

	XH5501X	No cross auger kit		No Charge
	725595	Feed Assist Cross auger kit Suggested for use in high volume crops - canola - to assist crop flow across header.		\$5,118.00

GAUGE WHEELS

SD 16027 CASTERING GAUGE WHEEL

	X16027X	No castering wheels		No Charge
--	---------	---------------------	--	-----------

**DH403 SERIES DRAPER HEADERS
US PRICE LIST**

(Ex Works Frontier, SK, Canada)

	725579	Castering gauge wheels Fully castering with 3-8 inches of shock travel. One person adjustment. Requires tires, wheels, hubs, spindles option to be functional.		\$2,053.00
ADDITIONAL OPERATOR'S MANUAL				
SD_47083 OPERATOR'S MANUAL				
	X47083X	No Additional Operators Manual		No Charge
	725023	French Language		No Charge
OTHER				
SD_C5832 SKID SHOE				
	XC5832X	No Skid Shoe		No Charge
	727076	Adjustable Skid Shoes Adjustable, end skid shoes- help prevent ends of header from gouging in uneven terrain		\$699.00
SD_H5824 FLOATING TIP DIVIDER				
	XH5824X	No Floating Tip Divider		No Charge
	727077	Floating Tip Divider Recommended for hay and lentils.		\$611.00
SD_H5825 END SHEARS				
	XH5825X	No End Shears		No Charge
	727078	Rotary Shear Ready Cutting shears are mounted on the ends of the head. Help cut through downed, tangeled, and green crops.Includes brackets, hoses, and valve cartridge to direct oil to rotary shear at both ends of header.		\$1,040.00

**DOUBLE WINDROW ATTACHMENT
US PRICE LIST**

**(Ex Works Grand Island, NE)
Standard Equipment**

GENERAL INFORMATION:

Mechanical Design:

Laterally-mounted, draper-belt conveyor; folds up under windrower belly frame when not in use, allowing single windrow or swath formation.

Merger folds down and forward (further forward at the left end) when deployed for merging application. Movable deflector allows operator to control distance crop is thrown.

Crop Delivery Direction:

Right side, behind right front tire

Windrower Compatibility:

Tier II, 6-cylinder models (non-drapeer) and all Tier III, 6-cylinder models (except with dealer-installed draper ready)

Header Compatibility:

RD162, RD163, RD182, and RD193

Disc Heads

Belt Construction:

Two ply vulcanized endless construction w/vee-guide tracking rib on inner surface and lateral cleats on the outer surface to positively move material

Belt Tensioning:

Adjustable spring tension to minimize shock loading

Belt Tracking:

Eye bolt adjustment at front end of driver roll

Merger Conveyor Flotation:

Table can float upward or rearward to minimize damage in the event of contact with an obstruction or obstacle

HYDRAULIC SYSTEM:

DWA raise/lower, deflector raise/lower, and conveyor belt drive:

Common system utilizing optional windrower-mounted auxiliary

HYDRAULIC SYSTEM:(continued)

hydraulic system

Pump Type:

Engine-mounted, fixed-displacement

Pump Capacity @ Rated Speed, gpm:

Tier II - 11.3 gpm (42.8 lpm);

Tier III - 15.1 gpm (57.2 lpm)

Belt Drive Type:

Fixed-displacement gear motor drive through #50 chain

OPERATOR CONTROLS:

Raise/Lower

Propulsion handle-mounted

button control- fully up or fully down

Belt Speed

Right-hand console mounted,

two-action On/Off switch and

variable speed toggle switch

Side Deflector

Propulsion handle-mounted

rocker-switch, variable position control

Dimensions

Conveyor Frame Length, in (mm):

77.4 in.(1966.2 mm)

Conveyor Frame Width, in (mm)

89 in (2260.5 mm)

Conveyor Belt Width, in (mm):

42 in. (1066.8mm)

Conveyor Belt Length, in (mm):

84.6 in.(2150mm) center to center of rolls

Ground Clearance, Operating in (mm):

Adjustable; 5" (127mm) recommended (continuous ground contact is not intended)

Ground Clearance, Transport in (mm):

28" (711)

OTHER REQUIREMENTS:

Auxiliary Hydraulic Drive Kit:

Factory or Dealer installed option

**DOUBLE WINDROW ATTACHMENT
US PRICE LIST**

(Ex Works Grand Island, NE)

Models

COMMERCIAL MODEL	Weight		List Price
DOUBLE WINDROW ATTCH	1,056 LB		\$9,579.00

**FHX300 PULL-TYPE FORAGE HARVESTER
US PRICE LIST**

**(Ex Works New Holland, PA)
Standard Equipment**

CUTTERHEAD:

25-1/2 in. wide, 21 in. diameter
cutterhead with 12 knives
1000 rpm, equal angle PTO drive
300 hp capable (250 hp constant,
up to 300 hp intermittent loads)
Hard-faced underbeveled knives
(single edged)
3 in. manual knife sharpener with
traverse bearings
Quick-adjust reversible shear bar
Quick-change cutterhead reversing
system

FEEDROLLS:

Flip up feed rolls
Recutter capability
Easy change length of cut
Quick attachment mounting
Electronic metal detector (includes
standard upper feedroll drive
slip clutch)
Electric clutch for reversing feed rolls
and attachment
Shearbolt protected 11-1/2 in.
transfer auger
Electric control with joystick

BLOWER:

3-paddle blower
PTO attachment drive
Adjustable spout and spout liner

HITCH AND FRAME:

Heavy-duty frame with standard
long tongue
14L x 16.1, 8PR implement tires
(standard axle)
11L x 15-15, 6PR implement tires
(tandem axle)
Hydraulic swing tongue
Heavy-duty jack
Toolbox
Complete brake/flash/turn signal lights
Replaceable crop guides
Highway transport chain

Requirements for Operation:

Dealer supplied hoses from hitch to
tractor are required for operation.

Note: A bolt-on hitch extension
(Parts Division Supplied Accessory
715298006) is required for tractors
that cannot extend the drawbar to
24 inches.

**FHX300 PULL-TYPE FORAGE HARVESTER
US PRICE LIST**

(Ex Works New Holland, PA)

Models

COMMERCIAL MODEL	AXLE	CROP PROCESSOR	Weight	List Price
FHX300 W/O CRP PROC	Single Axle	No Crop Processor	5,550 LB	\$50,786.00
FHX300 W/O CRP PROC	Tandem Axle	No Crop Processor	5,550 LB	\$52,823.00
FHX300 W/ CRP PROC	Single Axle	With Crop Processor	5,550 LB	\$65,075.00
FHX300 W/ CRP PROC	Tandem Axle	With Crop Processor	5,550 LB	\$67,113.00

Factory Supplied Options

Order Code	Description	Weight	List Price
PTO OPTIONS			
SD_03011 PTO			
	725223 1-3/4 in. 20 spline PTO	72 LB	No Charge
	725222 1-3/8 in. 21 spline PTO	77 LB	No Charge
ADDITIONAL OPERATOR'S MANUAL			
SD_47083 OPERATOR'S MANUAL			
	X47083X No Additional Operators Manual		No Charge
	715172 French Canadian 715172	1 LB	No Charge
OTHER EQUIPMENT - NOT FACTORY INSTALLED			
SD_F5804 AUTOMATIC HITCH			
	XF5804X No automatic hitch		No Charge
	715155 Automatic cable-pull hitch	18 LB	\$263.00
SD_F5805 AUTOMATIC HYD HITCH			
	XF5805X No automatic hitch		No Charge
	712312 Automatic hydraulic hitch	27 LB	\$552.00

**FHX300 PULL-TYPE FORAGE HARVESTER
US PRICE LIST**

(Ex Works New Holland, PA)

SD_F8405 CURVED HORIZONTAL SPOUT EXT.

		XF8405X	No curved horizontal spout ext			No Charge
		715159	Curved horiz spout ext 2 ft.	14 LB		\$149.00

SD_F8408 STRAIGHT HORIZONTAL SPOUT EXT.

		XF8408X	No straight spout extension			No Charge
		715160	Straight horiz spout ext 2 ft.	12 LB		\$101.00

SD_F8409 VERT EXT, SUPPORT BUNDLE

		XF8409X	No vertical extension			No Charge
		715174	Vertical extension 15 in. and support kit for adjustable spout	140 LB		\$934.00

HDX10P WINDROW PICKUP ATTACHING UNIT
US PRICE LIST

(Ex Works New Holland, PA)
Standard Equipment

GENERAL:

76.5 in./1.9m width (tine-to-tine)
90.5 in./2.3m width (end-to-end)
120 steel tines
Heavy duty windguard
Finger feed auger

(For use with FHX300 pull-type forage
harvester)

**HDX10P WINDROW PICKUP ATTACHING UNIT
US PRICE LIST**

(Ex Works New Holland, PA)

Models

COMMERCIAL MODEL	MODEL	Weight		List Price
HDX10P	HDX10 PT WINDROW PICK UP HEAD	1,060 LB		\$7,626.00

Factory Supplied Options

Order Code	Description	Weight		List Price
ADDITIONAL OPERATOR'S MANUAL				
SD_47083 OPERATOR'S MANUAL				
X47083X	No Additional Operators Manual			No Charge
716247	French Canadian..	1 LB		No Charge

HDX20P WINDROW PICKUP ATTACHING UNIT
US PRICE LIST

(Ex Works New Holland, PA)
Standard Equipment

GENERAL:

92 in./2.3m width (tine-to-tine)
105 in./2.7m width (end-to-end)
144 rubber tines
H-D drives
Heavy duty windguard
Finger feed auger

(For use with FHX300 pull-type forage harvester)

**HDX20P WINDROW PICKUP ATTACHING UNIT
US PRICE LIST**

(Ex Works New Holland, PA)

Models

COMMERCIAL MODEL	MODEL	Weight		List Price
HDX20P	HDX20 PT WINDROW PICK UP HEAD	1,200 LB		\$11,327.00

Factory Supplied Options

Order Code	Description	Weight		List Price
X47083X	No Additional Operators Manual			No Charge
716247	French Canadian..	1 LB		No Charge

HDX3R ROW CROP ATTACHING UNIT
US PRICE LIST

(Ex Works New Holland, PA)
Standard Equipment

GENERAL:

3 Row
Row spacing - 28 to 32 in./ 71 to 81cm
PTO shaft driven with slip clutch
protection
Floating points
Adjustable skid shoes
Spring loaded rotary cutoff knives
R & LH Power dividers
Stalk deflectors
Additional header flotation spring

(For use with FHX300 pull-type forage
harvester)

**HDX3R ROW CROP ATTACHING UNIT
US PRICE LIST**

(Ex Works New Holland, PA)

Models

COMMERCIAL MODEL	MODEL	Weight	List Price
HDX3R	HDX3 PT ROW CROP HEAD	2,120 LB	\$19,843.00

Factory Supplied Options

Order Code	Description	Weight	List Price
X47083X	No Additional Operators Manual		No Charge
716252	French Canadian.	1 LB	No Charge
OTHER EQUIPMENT - NOT FACTORY INSTALLED			
SD_F5817 CROP GUIDE KIT			
XF5817X	No crop guide kit		No Charge
712262	Crop guide kit	50 LB	\$932.00
SD_F5833 SKID SHOE EXT KIT			
XF5833X	No skid shoe extension kit		No Charge
716235	Skid shoe extension kit	17 LB	\$107.00

**600 BLOWER
US PRICE LIST**

**(Ex Works - See Standard Equipment)
Standard Equipment**

OPERATOR CONTROLS & SERVICE:

High capacity 60 in. diameter rotor with
8 adjustable paddles
Adjustable rotor bearing mounts
Easy fill hopper extends 20 in. out from
blower housing band
Diagonal, 30 degree feed element with
12 in. diameter, 50 in. long auger
Auger drive clutch controls auger
independent of rotor
Adjustable feed leveling
Built-in water hose support
Simple direct, heavy-duty PTO universal
drive hookup with shear bolt protection
for 540 RPM tractor PTO
9 in. adjustable angle outlet
accommodates 9 or 9 1/4 in. pipe
Two vertically adjustable transport
wheels with 4.80-8 in., 4 PR industrial
type tires and tubes
Adjustable hitch, cushion spring type
Heavy-duty transition with hinged
access and separate base
Reversible rim sheet
Highway transport chain and hardware
Hitch jack

Requirements for Operation:

H.P. minimum 60 PTO tractor

EX WORKS

Wholegoods

(Ex Works Armstrong, IA)

(Freight Equalized:

Winnipeg, MB; Hamilton, ON)

**600 BLOWER
US PRICE LIST**

(Ex Works - See Standard Equipment)

Models

COMMERCIAL MODEL	PTO	Weight		List Price
600 BLOWER	540 rpm	1,605 LB		\$12,237.00

**WR102 CARTED WHEEL RAKE
US PRICE LIST**

(Ex Works Mountville, PA)

Standard Equipment

GENERAL:

Carted "Vee"-Type rake
8, 10, and 12 wheel configurations
High clearance frame design
Hydraulic lift and lower of raking wheel frames
55 in. diameter raking wheels with (40) 7mm diam. tines
Raking wheels supported on greasable tapered roller bearings
Shock absorbing, constant ground contact pressure of each raking wheel
Independent adjustable spring suspension of LH and RH frames
Manual raking wheel frame angle adjustment
Manual windrow width adjustment - from 3 ft. to 6 ft. 7 in.
Right or left wheel frame raking capability
(2) 205-75 x 15 in. tires
For transport, wheel frames fold horizontally above main frame

SPECIFICATIONS:

Raking/Maximum working width:
8 wheel - 18 ft.
10 wheel - 21 ft.
12 wheel - 24 ft. 6 in.
Minimum windrow width:
(8, 10, 12 wheel) - 3 ft.
Maximum windrow width:
(8, 10, 12 wheel) - 6 ft. 7 in.
Transport width:
(8, 10, 12 wheel) - 8 ft. 5 in.
Minimum transport height:
(8, 10, 12 wheel) - 7 ft. 9 in.
Overall transport length:
8 wheel - 19 ft.
10 wheel - 19 ft.
12 wheel - 22 ft.

The maximum raking angle and minimum width adjustment may cause rake tine interference. The maximum raking angle may result in poorer raking performance.

TRACTOR REQUIREMENTS:

8 wheel - 30 hp (minimum)
10 wheel - 30 hp (minimum)
12 wheel - 50 hp (minimum)
Tractor rear remote valve:
1 - double acting

OTHER STANDARD EQUIPMENT:

Adjustable clevis hitch
Adjustable parking jack
Wheel frame transport locks
Highway transport chain
SMV sign

**WR102 CARTED WHEEL RAKE
US PRICE LIST**

(Ex Works Mountville, PA)

Models

COMMERCIAL MODEL	WHEEL RAKE	Weight	List Price
WR102 WHEEL RAKE	8 Wheel Rake	2,656 LB	\$6,460.00
WR102 WHEEL RAKE	10 Wheel Rake	2,656 LB	\$7,187.00
WR102 WHEEL RAKE	12 Wheel Rake	2,832 LB	\$8,159.00

Factory Supplied Options

Order Code	Description	Weight	List Price
OTHER EQUIPMENT			
SD 16019 CENTER KICKER WHEEL			
X16019X	No center kicker wheel		No Charge
716929	Center kicker wheel with hydraulic lift		\$777.00
SD 16064 WHEEL CONVERSION			
X16064X	No wheel conversion		No Charge
716930	2 Wheel conversion kit Converts 8 wheel to 10 wheel		\$898.00
SD 20087 HYDRAULIC FRAME ANGLING KIT			
X20087X	No hydraulic angling kit		No Charge
715677	Hydraulic angling kit Adjusts windrow width - requires second remote valve		\$1,208.00

**WR102 CARTED WHEEL RAKE
US PRICE LIST**

(Ex Works Mountville, PA)

Factory Supplied Attachments

Order Code	Description	Weight		List Price	
Additional Attachments					
	716929056	Center Kicker Wheel CIH With hydraulic lift	105 LB		\$777.00
	715677046	Hyd Angling Kit 8/10 Wheel for 8 and 10 wheel versions (requires second remote valve)	57 LB		\$1,208.00
	715677056	Hyd Angling Kit 12 Wheel for 12 wheel version (requires second remote valve)	57 LB		\$1,208.00
	716930096	8 to 10 Wheel Convert CIH With hydraulic lift	256 LB		\$898.00

**WRX201 WHEEL RAKE
US PRICE LIST**

(Ex Works Mountville, PA)

Standard Equipment

GENERAL:

Trailed folding "Vee"-Type rake
Caster wheel with adjustable friction
disc brakes
Hydraulic raking wheel lift
55 in. diameter raking wheels with
(40) 7mm thick tines
Individual ground contact pressure
adjustment of each raking wheel
Individual raking wheel flotation
Heavy-duty greasable nylon bushing in
each raking wheel pivot arm
Hydraulic fold with check valve
eliminates cylinder drift
Ratchet-style windrow width adjustment
from 3 ft. to 5 ft.
(4) 205-75 x 15 in. tires

SPECIFICATIONS:

Number of raking wheels - 8
Raking/Maximum working width -
17 ft. 5 in.
Transport width - 8 ft. 3 in.
Overall length - 21 ft. 7 in.

TRACTOR REQUIREMENTS:

30 hp (minimum)
2 rear remote valves

OTHER STANDARD EQUIPMENT:

Highway transport chain

**WRX201 WHEEL RAKE
US PRICE LIST**

(Ex Works Mountville, PA)

Models

COMMERCIAL MODEL	WHEEL RAKE	Weight	List Price
WRX201 WHEEL RAKE	8 Wheel Rake	3,113 LB	\$10,238.00

Factory Supplied Options

Order Code	Description	Weight	List Price
OTHER EQUIPMENT			
SD_16019 CENTER KICKER WHEEL			
X16019X	No center kicker wheel		No Charge
716929	Center kicker wheel Quantity of 2 with hydraulic lift	256 LB	\$1,147.00
SD_16064 WHEEL CONVERSION			
X16064X	No wheel conversion		No Charge
716930	2 Wheel conversion kit Converts 8 wheel to 10 wheel adds 2 ft. 11 in. to raking width (WRX201) Converts 14 wheel to 16 wheel adds 2 ft. 4 in. to raking width (WRX301)	430 LB	\$866.00
SD_47083 OPERATOR'S MANUAL			
X47083X	No Additional Operators Manual		No Charge
715294	French Canadian		No Charge
SD_H5813 SINGLE SIDE OPENING			
XH5813X	No single side opening		No Charge
716932	Single side opening	18 LB	\$757.00

**WRX201 WHEEL RAKE
US PRICE LIST**

(Ex Works Mountville, PA)

Factory Supplied Attachments

Order Code	Description	Weight	List Price
Additional Attachments			
716929026	Center kicker wheels (qty 2) with hydraulic lift	245 LB	\$1,147.00
716932026	Single side opening	12 LB	\$757.00
716930056	2 Wheel extension kit Converts an 8 to a 10-wheel - Adds 2 ft. 11 in. to raking width.	190 LB	\$866.00

**WRX301 WHEEL RAKE
US PRICE LIST**

(Ex Works Mountville, PA)

Standard Equipment

GENERAL:

Trailed folding "Vee"-Type rake
Caster wheel with adjustable friction disc brakes
Hydraulic raking wheel lift
55 in. diameter raking wheels with (40) 7mm thick tines
Individual ground contact pressure adjustment of each raking wheel
Individual raking wheel flotation
Heavy-duty greasable nylon bushing in each raking wheel pivot arm
Hydraulic fold with check valve eliminates cylinder drift
Ratchet-style windrow width adjustment from 3 ft. to 6 ft.
Large 205-75 x 15 in. tires:
(4) 12-wheel units
(6) 14-wheel units

SPECIFICATIONS:

Number of raking wheels:
12 wheel - 12
14 wheel - 14
Raking/Maximum working width:
12 wheel - 25 ft.
14 wheel - 28 ft. 6 in.
Transport width (12 and 14 wheel) - 8 ft. 3 in.
Overall length:
12 wheel - 24 ft. 6 in.
14 wheel - 30 ft.

TRACTOR REQUIREMENTS:

12 wheel - 30 hp (minimum)
14 wheel - 40 hp (minimum)
2 rear remote valves

OTHER STANDARD EQUIPMENT:

Mainframe truss support on 14 wheel version
Highway transport chain

**WRX301 WHEEL RAKE
US PRICE LIST**

(Ex Works Mountville, PA)

Models

COMMERCIAL MODEL	WHEEL RAKE	Weight	List Price
WRX301 WHEEL RAKE	12 Wheel Rake	3,827 LB	\$14,851.00
WRX301 WHEEL RAKE	14 Wheel Rake	5,208 LB	\$19,308.00

Factory Supplied Options

Order Code	Description	Weight	List Price
SD_16011 3RD WHEEL KIT			
X16011X	No 3rd wheel kit		No Charge
717638	3rd wheel kit 12 wheel model only - Adds a caster wheel at the front of each wing	265 LB	\$1,244.00
SD_16019 CENTER KICKER WHEEL			
X16019X	No center kicker wheel		No Charge
716929	Center kicker wheel Quantity of 2 with hydraulic lift	256 LB	\$1,147.00
SD_16037 REAR TANDEMS			
X16037X	No rear tandems		No Charge
716937	Rear tandems	312 LB	\$1,125.00
SD_16064 WHEEL CONVERSION			
X16064X	No wheel conversion		No Charge
716930	2 Wheel conversion kit Converts 8 wheel to 10 wheel adds 2 ft. 11 in. to raking width (WRX201) Converts 14 wheel to 16 wheel adds 2 ft. 4 in. to raking width (WRX301)	430 LB	\$1,163.00
SD_20083 HYD REAR OPENING KIT			
X20083X	No rear hydraulic opening kit		No Charge
716934	Rear hydraulic opening kit For 12 and 14-16 wheel requires third remote	115 LB	
	if WHEEL RAKE is 12 Wheel Rake	115 LB	\$1,237.00
	if WHEEL RAKE is 14 Wheel Rake	115 LB	\$1,282.00
SD_H5813 SINGLE SIDE OPENING			
XH5813X	No single side opening		No Charge
716932	Single side opening	18 LB	\$757.00

**WRX301 WHEEL RAKE
US PRICE LIST**

(Ex Works Mountville, PA)

Factory Supplied Attachments

Order Code		Description	Weight	List Price
	716929036	Center kicker wheels (qty 2) with hydraulic lift	260 LB	\$1,147.00
	716932026	Single side opening	12 LB	\$757.00
	716934036	Rear Hydraulic opening for 12 wheel (requires third remote).	87 LB	\$1,237.00
	716934046	Rear Hydraulic opening for 14-16 wheel (requires third remote)	92 LB	\$1,282.00
	716937016	Rear tandems	312 LB	\$1,125.00
	716930036	PACKAGE, 2 WHEEL EXTENSIONS (converts a 14 to a 16-wheel) and adds 2 ft. 4 in. to raking width	350 LB	\$1,163.00
	717638016	3rd wheel kit (12 wheel model only) Adds a caster wheel at the front of each wing.	1 LB	\$1,244.00

**WR401 HEAVY DUTY WHEEL RAKE
US PRICE LIST**

(Ex Works Marshfield, WI)

Standard Equipment

GENERAL:

Offset design turns all crop, eliminates need for center kicker wheel(s)
Twin, telescoping overhead frame design
Hydraulic rake position adjustment
60 in. diameter raking wheels with 36 teeth
(18 rubber-mounted double tines)
Raking wheels supported on tapered roller bearings
Poly, UV resistant raking wheel wind panels
Independent raking wheel and gang ground pressure adjustment
Mechanical adjustment of frame pitch and raking wheel angle
(adjustable from 0 to 10 degrees for more fluffy windrows)
Walking beam axles with offset wheels
(4) 9.5Lx15 SL tires

HYDRAULICS:

Electro-hydraulic independent control of rake functions including:
LH and RH raking wheel lift control
LH and RH raking frame angle control
LH and RH frame telescoping for windrow width control
Compatible with closed- or open-center systems (closed-center configuration from factory with easy conversion to open-center)

SPECIFICATIONS:

Number of raking wheels - 17
(8 on LH frame and 9 on RH frame)
Raking/Maximum working width - 30 ft. 3 in.
Maximum windrow width - 72 in.
Transport width - 12 ft. 3 in.
Transport length - 28 ft. 3 in.

TRACTOR REQUIREMENTS:

65 hp (minimum)
Tractor rear remote valve
1 double acting (detent recommended)
Maximum transport speed - 20 mph (32 kph)

LIGHTING:

7-pin connector
Rear facing field work light
Transport lighting includes:
Brake and tail lights
Flashers and turn signals

OTHER STANDARD EQUIPMENT:

Adjustable clevis hitch
Adjustable parking jack
Rake frame angle and wheel raise/lower transport locks
Highway transport chain
SMV emblem

**WR401 HEAVY DUTY WHEEL RAKE
US PRICE LIST**

(Ex Works Marshfield, WI)

Models

COMMERCIAL MODEL	WHEEL RAKE	Weight	List Price
WR401 HD WHEEL RAKE	17 Wheel Rake	5,700 LB	\$35,966.00

Factory Supplied Options

Order Code	Description	Weight	List Price
ADDITIONAL OPERATOR'S MANUAL			
SD_47083 OPERATOR'S MANUAL			
	X47083X No Additional Operators Manual		No Charge
	715294 French Canadian	1 LB	No Charge
	715309 Spanish	1 LB	No Charge
OTHER EQUIPMENT			
SD_H7002 FR RAKING EXTENSIONS			
	XH7002X No Front Raking Extensions		No Charge
	439032 Front Raking Extensions		\$2,685.00
SD_H7003 RR RAKING EXTENSIONS			
	XH7003X No Rear Raking Extensions		No Charge
	439033 Rear Raking Extensions		\$1,785.00

**WR401 HEAVY DUTY WHEEL RAKE
US PRICE LIST**

(Ex Works Marshfield, WI)

Factory Supplied Attachments

Order Code	Description	Weight		List Price
Additional Attachments				
	439034006 Front Raking Extension	492 LB		\$2,685.00
	439035006 Rear Raking Extension	231 LB		\$1,785.00

**CM109 CENTER-PULL WINDROW MERGER
US PRICE LIST**

(Ex Works Marshfield, WI)

Standard Equipment

GENERAL:

Fixed tongue with windrow-straddle pickup
Pick up and merge swaths/windrows less than 9 ft. wide
(Windrow inverting capability with optional attachment)
Hydraulic pickup and conveyor drives
Belt Pickup - 9 ft. wide with 3 sections
Independent pickup flotation
Replaceable 3-tine plastic pickup teeth
5.70x8 adjustable pickup gauge wheels
Combination poly sheet and steel rod pickup windguard
Ribbed belt cross conveyor
14 ft. wide, 42 in. depth
Right side crop delivery
Anti-wrap cross conveyor bearing guards
Independent pickup and conveyor speed adjustment
(2) 6.70 x 15 in.
Transport wheels and tires
(1) 6.70 x 15 in.
Tailwheel for added support and stability

HYDRAULICS:

Tractor hydraulics powered, or self-contained system with PTO driven hydraulic pump
Conveyor drive motor quick couplers to reverse cross conveyor for windrow inverting

TRACTOR REQUIREMENTS:

70 PTO hp (Minimum)
Open or closed center system
Tractor hydraulics powered version:
(2) Tractor rear remote valves
Double acting with detent and flow control on one or both valves
One capable of 16 gpm flow @ 2000 psi
One for pickup raise/lower
Self-contained PTO powered hydraulics version:
(1) Tractor rear remote valve for pickup raise/lower
Single or double acting
Capable of 5 gpm flow @ 2000 psi

Recommended operating speed -
2 to 12 mph (3.2 to 19.3 kph)
Maximum transport speed -
20 mph (32 kph)
Transport width (without extension) -
14 ft. 4 in.

LIGHTING:

7-pin connector
Transport lighting includes:
Brake and tail lights
Flashers and turn signals

OTHER STANDARD EQUIPMENT:

Clevis hitch
Parking jack
Transport lock for pickup
Highway transport chain
SMV emblem

CM109 CENTER-PULL WINDROW MERGER
US PRICE LIST

(Ex Works Marshfield, WI)
Standard Equipment

Requirements for Operation:

Base unit (less extension) - merge
swaths/windrows made from machines
with 9 to 12 ft. width of cut.

Base unit with optional 2 ft. extension -
merge swaths/windrows made from
machines with up to 14 ft. width of cut.

NOTE: Units with the self-contained
pto driven hydraulic system are shipped
with the hydraulic pump and reservoir
loose, and without hydraulic fluid.

Dealer set-up requires addition of 30
gals. of dealer supplied hydraulic fluid.

**CM109 CENTER-PULL WINDROW MERGER
US PRICE LIST**

(Ex Works Marshfield, WI)

Models

COMMERCIAL MODEL	MODEL	PTO	Weight	List Price
CM109 MERGER	9ft Center Pull	Tractor Driven Hydraulics	3,000 LB	\$23,134.00
CM109 MERGER	9ft Center Pull	PTO Driven Hydraulic Pump	4,320 LB	\$27,231.00

Factory Supplied Options

Order Code	Description	Weight	List Price
ADDITIONAL OPERATOR'S MANUAL			
SD_47083 OPERATOR'S MANUAL			
X47083X	No Additional Operators Manual		No Charge
715294	French Canadian	1 LB	No Charge
OTHER EQUIPMENT			
SD_H5401 Windrow Inverter Attachment			
XH5401X	No windrow inverter attachment		No Charge
717753	Windrow inverter attachment LH discharge only		\$207.00
SD_H7001 Conveyor Extension			
XH7001X	No conveyor extension		No Charge
717754	2 ft. Conveyor extension Fixed position, RH discharge only (includes extension shut-off)		\$998.00

**CM109 CENTER-PULL WINDROW MERGER
US PRICE LIST**

(Ex Works Marshfield, WI)

Factory Supplied Attachments

Order Code	Description	Weight	List Price
Additional Attachments			
717758006	PTO Hydraulic drive kit Self-contained hydraulic drive conversion for pickup and cross conveyor"	275 LB	\$3,497.00
717753016	Windrow Inverter Attachment-LH	30 LB	\$207.00
717942016	2FT Conveyor Extension-RH Side Only Fixed position, RH discharge only	226 LB	\$998.00

**CM209 SIDE-PULL WINDROW MERGER
US PRICE LIST**

(Ex Works Marshfield, WI)

Standard Equipment

GENERAL:

Hydraulic swing tongue with RH offset pickup
Pick up and merge swaths/windrows less than 9 ft. wide
(Windrow inverting capability with optional attachment)
Hydraulic pickup and conveyor drives
Belt Pickup - 9 ft. wide with 3 sections
Independent pickup flotation
Replaceable 3-tine plastic pickup teeth
5.70x8 adjustable pickup gauge wheels
Roller windguard in front of pickup
Ribbed belt cross conveyor
14 ft. wide, 42 in. depth
Right side crop delivery
Anti-wrap cross conveyor bearing guards
Independent pickup and conveyor speed adjustment
(2) 9.5L x 15 in.
Transport wheels and tires
(1) 6.70 x 15 in.
Tailwheel for added support and stability
Tractor-mounted electric control box to control:
Tongue swing
Pickup raise/lower
Lower/folding of (optional) conveyor extension

HYDRAULICS:

Tractor hydraulics powered, or self-contained system with PTO driven hydraulic pump
Conveyor drive motor quick couplers to reverse cross conveyor for windrow inverting

TRACTOR REQUIREMENTS:

70 PTO hp (Minimum)
Open or closed center system
Tractor hydraulics powered version:
(2) Tractor rear remote valves
Double acting with detent and flow control on one or both valves
One capable of 16gpm flow @ 2000 psi
One for pickup raise/lower
Self-contained PTO powered hydraulics version:
(1) Tractor rear remote valve for pickup raise/lower
Single or double acting
Capable of 5 gpm flow @2000 psi

Recommended operating speed -
2 to 12 mph (3.2 to 19.3 kph)
Maximum transport speed -
20 mph (32 kph)
Transport width (without extension) -
14 ft. 4 in.

LIGHTING:

7-pin connector
Transport lighting includes:
Brake and tail lights
Flashers and turn signals

OTHER STANDARD EQUIPMENT:

Clevis hitch
Parking jack
Transport locks for pickup and tongue swing
Highway transport chain
SMV emblem

**CM209 SIDE-PULL WINDROW MERGER
US PRICE LIST**

(Ex Works Marshfield, WI)

Standard Equipment

Requirements for Operation:

Base unit (less extension) - merge swaths/windrows made from machines with 9 to 12 ft. width of cut.

(merge up to 14 ft. width of cut for S.P. Forage Harvesters with wide pickup)

Base unit with optional 2 ft. extension - merge swaths/windrows made from machines with up to 14 ft. width of cut.

(merge up to 16 ft. width of cut for S.P. Forage Harvesters with wide pickup)

Base unit with optional 4 ft. extension - merge swaths/windrows made from machines with up to 16 ft. width of cut.

(merge up to 18 ft. width of cut for S.P. Forage Harvesters with wide pickup)

Base unit with optional 6 ft. extension - merge swaths/windrows made from machines with up to 18 ft. width of cut.

NOTE: Units with the self-contained pto driven hydraulic system are shipped with the hydraulic pump and reservoir loose, and without hydraulic fluid.

Dealer set-up requires addition of 30 gals. of dealer supplied hydraulic fluid.

**CM209 SIDE-PULL WINDROW MERGER
US PRICE LIST**

(Ex Works Marshfield, WI)

Models

COMMERCIAL MODEL	MODEL	PTO	Weight	List Price
CM209 MERGER	9ft Side Pull	Tractor Driven Hydraulics	4,320 LB	\$28,883.00
CM209 MERGER	9ft Side Pull	PTO Driven Hydraulic Pump	4,320 LB	\$32,979.00

Factory Supplied Options

Order Code	Description	Weight	List Price
ADDITIONAL OPERATOR'S MANUAL			
SD_47083 OPERATOR'S MANUAL			
X47083X	No Additional Operators Manual		No Charge
715294	French Canadian	1 LB	No Charge
OTHER EQUIPMENT			
SD_H5401 Windrow Inverter Attachment			
XH5401X	No windrow inverter attachment		No Charge
717753	Windrow inverter attachment LH discharge only		\$207.00
SD_H5402 Cross Conveyor Shut Off			
XH5402X	No cross conveyor shut-off		No Charge
717757	Cross conveyor shut-off kit Allows cross conveyor to be shut-off while pickup continues to operate		\$972.00
SD_H7001 Conveyor Extension			
XH7001X	No conveyor extension		No Charge
717754	2 ft. Conveyor extension Fixed position, RH discharge only (includes extension shut-off)		\$3,669.00
717755	4 ft. Conveyor extension Fixed position, RH discharge only (includes extension shut-off)		\$4,125.00
717756	6 ft. Conveyor extension Fixed position, RH discharge only (includes extension shut-off)		\$4,600.00

**CM209 SIDE-PULL WINDROW MERGER
US PRICE LIST**

(Ex Works Marshfield, WI)

Factory Supplied Attachments

Order Code	Description	Weight	List Price
717753016	Windrow Inverter Attachment-LH	30 LB	\$207.00
717942006	2FT Conveyor Extension-RH Side Only Hydraulic folding, RH discharge only (includes extension shut-off)	291 LB	\$3,669.00
717941006	4FT Conveyor Extension-RH Side Only Hydraulic folding, RH discharge only (includes extension shut-off)	336 LB	\$4,125.00
717940006	6FT Conveyor Extension-RH Side Only Hydraulic folding, RH discharge only (includes extension shut-off)	381 LB	\$4,600.00
717939006	Cross Conveyor Shut-Off Kit Allows cross conveyor to be shut off while pickup continues to operate	15 LB	\$972.00

**CM212 SIDE-PULL WINDROW MERGER
US PRICE LIST**

(Ex Works Marshfield, WI)

Standard Equipment

GENERAL:

Hydraulic swing tongue with RH offset pickup
Pick up and merge swaths/windrows less than 12 ft. wide
(Windrow inverting capability with optional attachment)
Hydraulic pickup and conveyor drives
Belt Pickup - 12 ft. wide with 4 sections
Independent pickup flotation
Replaceable 3-tine plastic pickup teeth
5.70x8 adjustable pickup gauge wheels
Roller windguard in front of pickup
Ribbed belt cross conveyor
14 ft. wide, 42 in. depth
Right side crop delivery
Anti-wrap cross conveyor bearing guards
Independent pickup and conveyor speed adjustment
(2) 9.5L x 15 in.
Transport wheels and tires
(1) 6.70 x 15 in.
Tailwheel for added support and stability
Tractor-mounted electric control box to control:
Tongue swing
Pickup raise/lower
Lower/folding of (optional) conveyor extension

HYDRAULICS:

Tractor hydraulics powered, or self-contained system with PTO driven hydraulic pump
Conveyor drive motor quick couplers to reverse cross conveyor for windrow inverting

TRACTOR REQUIREMENTS:

70 PTO hp (Minimum)
Open or closed center system
Tractor hydraulics powered version:
(2) Tractor rear remote valves
Double acting with detent and flow control on one or both valves
One capable of 16gpm flow @ 2000 psi
One for pickup raise/lower
Self-contained PTO powered hydraulics version:
(1) Tractor rear remote valve for pickup raise/lower
Single or double acting
Capable of 5 gpm flow @2000 psi

Recommended operating speed -
2 to 12 mph (3.2 to 19.3 kph)
Maximum transport speed -
20 mph (32 kph)
Transport width (without extension) -
15 ft. 4 in.

LIGHTING:

7-pin connector
Transport lighting includes:
Brake and tail lights
Flashers and turn signals

OTHER STANDARD EQUIPMENT:

Clevis hitch
Parking jack
Transport locks for pickup and tongue swing
Highway transport chain
SMV emblem

**CM212 SIDE-PULL WINDROW MERGER
US PRICE LIST**

**(Ex Works Marshfield, WI)
Standard Equipment**

Requirements for Operation:

Base unit (less extension) - merge swaths/windrows made from machines with 9 to 12 ft. width of cut.

(merge up to 14 ft. width of cut for S.P. Forage Harvesters with wide pickup)

Base unit with optional 2 ft. extension - merge swaths/windrows made from machines with up to 14 ft. width of cut.

(merge up to 16 ft. width of cut for S.P. Forage Harvesters with wide pickup)

Base unit with optional 4 ft. extension - merge swaths/windrows made from machines with up to 16 ft. width of cut.

(merge up to 18 ft. width of cut for S.P. Forage Harvesters with wide pickup)

Base unit with optional 6 ft. extension - merge swaths/windrows made from machines with up to 18 ft. width of cut.

NOTE: Units with the self-contained pto driven hydraulic system are shipped with the hydraulic pump and reservoir loose, and without hydraulic fluid.

Dealer set-up requires addition of 30 gals. of dealer supplied hydraulic fluid.

**CM212 SIDE-PULL WINDROW MERGER
US PRICE LIST**

(Ex Works Marshfield, WI)

Models

COMMERCIAL MODEL	MODEL	PTO	Weight	List Price
CM212 MERGER	12ft Side Pull	Tractor Driven Hydraulics	4,320 LB	\$33,685.00
CM212 MERGER	12ft Side Pull	PTO Driven Hydraulic Pump	3,380 LB	\$37,782.00

Factory Supplied Options

Order Code	Description	Weight	List Price
ADDITIONAL OPERATOR'S MANUAL			
SD_47083 OPERATOR'S MANUAL			
	X47083X No Additional Operators Manual		No Charge
	715294 French Canadian	1 LB	No Charge
OTHER EQUIPMENT			
SD_H5401 Windrow Inverter Attachment			
	XH5401X No windrow inverter attachment		No Charge
	717753 Windrow inverter attachment LH discharge only		\$207.00
SD_H5402 Cross Conveyor Shut Off			
	XH5402X No cross conveyor shut-off		No Charge
	717757 Cross conveyor shut-off kit Allows cross conveyor to be shut-off while pickup continues to operate		\$972.00
SD_H7001 Conveyor Extension			
	XH7001X No conveyor extension		No Charge
	717754 2 ft. Conveyor extension Fixed position, RH discharge only (includes extension shut-off)		\$3,669.00
	717755 4 ft. Conveyor extension Fixed position, RH discharge only (includes extension shut-off)		\$4,125.00
	717756 6 ft. Conveyor extension Fixed position, RH discharge only (includes extension shut-off)		\$4,600.00

**CM212 SIDE-PULL WINDROW MERGER
US PRICE LIST**

(Ex Works Marshfield, WI)

Factory Supplied Attachments

Order Code	Description	Weight	List Price
717753016	Windrow Inverter Attachment-LH	30 LB	\$207.00
717942006	2FT Conveyor Extension-RH Side Only Hydraulic folding, RH discharge only (includes extension shut-off)	291 LB	\$3,669.00
717941006	4FT Conveyor Extension-RH Side Only Hydraulic folding, RH discharge only (includes extension shut-off)	336 LB	\$4,125.00
717940006	6FT Conveyor Extension-RH Side Only Hydraulic folding, RH discharge only (includes extension shut-off)	381 LB	\$4,600.00
717939006	Cross Conveyor Shut-Off Kit Allows cross conveyor to be shut off while pickup continues to operate	15 LB	\$972.00

PARTS DIVISION SUPPLIED ACCESSORIES FOR ROUND BALERS

Part number	Description	RB444	RB454	RB464	RB554	RB564
87347870	Hydraulic pickup lift kit (1.2 & 1.5m pickups only)	X	X	X	X	X
87016423	Gathering wheels kit (1.5m pickups without stuffer)		X		X	X
717644016	Hydraulic bale ramp kit			X		
717644006	Hydraulic bale ramp kit					X
87040143	Double spring kit					X
87347926	Control box mounting kit	X	X	X	X	X
87347920	Fire extinguisher	X	X	X	X	X
86977995	Front belt guides (for 5'x6' Baler only)					X
86637506	Front belt guides (for 4'x6' Baler only)			X		
87347783	Serpentine roll scraper kit (4 ft.)	X	X	X		
87347782	Serpentine roll scraper kit (5 ft.)				X	X
87347868	In-feed disc kit	X	X	X	X	X
87347749	External expeller roll kit (4 ft.)	X	X	X		
87347750	External expeller roll kit (5 ft.)				X	X
87347869	Trash baffle kit	X	X	X	X	X
87347735	Lacing cable kit	X	X	X	X	X
87012825	Green feed kit				X	X
86643779	6-Bar conversion kit	X				
87016425	Pickup Flotation wheel	X				
87702277	540-1000 gearbox kit					X
87702276	1000-540 gearbox kit					X
87588787	Chain oiler kit	X	X	X	X	X
87045138	4 ft. front twine box kit		X	X		
87681837	5 ft. front twine box kit				X	X
87014799	Hydraulic Diverter Valve Kit (for tractors with 3 remote valves) - Rotor-Cutter Baler only		X			
86635361	Rubber Back wrap roll kit				X	X
87347884	Apron Declutching kit			X		
87012422	Apron Declutching kit				X	
87042038	Reverser kit for rotor cutter (S/N HBJ039377 and lower)		X			
87040985	Hardened knives		X			
87716797	Pick-up hand crank (5x6 Balers with wide PU only)					X
87608707	4 ft. Twine Conversion kit (for net only Balers)		X			
87692774	5 ft. Twine Conversion kit (for net only Balers)					X
87757525	Bale Counter kit		X			
87758489	Roller Windguard kit (Rotor-Cutter Baler only)		X			
87741422	Rubber mounted pickup tine conversion kit					X
87619225	Hydraulic Reverser kit		X			

RB 5 PARTS DIVISION SUPPLIED ACCESSORIES FOR ROUND BALERS

RB455A

Part number	Description
84204331	Hydraulic pickup lift kit
84235800	Gathering wheels kit
84227916	Bale Ramp Kit
84134365	Control box mounting kit
84133612	Fire extinguisher Twine only
84133613	Fire extinguisher Netwrap balers
84134361	In feed disc kit
84134360	Lacing cable kit
84204326	Single Pick up gauge wheel
84354115	Spare net roll storage
84134336	Standard Net Wrap Kit (only compatible with factory installed standard twine systems)
84134345	Deluxe Net wrap Kit (only compatible with factory installed deluxe twine systems)
86509520	Power Harness - wiring harness to connect directly to tractor battery
84134364	Bale Counter Kit

RB565

47409525	SUCTION CUP CONTROL BOX MOUNTING KIT
84554128	LACING CABLE KIT PREMIUM
84399319	EXPELLER ROLL KIT (standard on Premium Balers)
84134472	CHAIN OILER KIT
84399330	SERPENTINE ROLL SCRAPER KIT
47374582	HYDRAULIC PICKUP LIFT KIT
84481654	PICKUP MOUNTED GATHERING WHEELS
84580272	ADDITIONAL TWINE STORAGE KIT
84542883	FIRE EXTINGUISHER KIT
84554477	LH TAILGATE LATCH SENSOR KIT
84491994	ROLLER WINDGUARD 1.5M
47394313	ROLLER WINDGAURD 2.0M
47518191	COLD WEATHER DENSITY KIT
TBA	HYDRAULIC BALE RAMP KIT
47465658	HIGH MOISTURE KIT CIH
47398920	DUAL, NO TOOLS ADJ, 4.80/4.00-8 gauge wheels
47459844	DUAL, CASTERING, 15X6.00-6 gauge wheels
TBA	TWINE MOTION SENSOR KIT
TBA	PTO SUPPORT/HITCH PIN RETENTION KIT

PARTS DIVISION SUPPLIED ACCESSORIES FOR SQUARE BALERS

Part number	Description	SB521	SB531	SB541	SB551	LB333 Standard (No Cutter)	LBX333 Packer Cutter	LB333 Rotor Cutter	LB433 Standard	LB433 Rotor Cutter
87737436	Twine tie needle slot baffle kit	X	X	X	X					
87737438	Grass hay feeder kit		X	X						
87737512	Grass hay feeder kit		X	X						
87737437	Left-hand feeder wedge		X	X						
86628413	Chamber bottom kit				X					
715240006	Bale case extension kit (not for use with bale thrower; recommended with quarter turn bale chute)		X	X	std					
725007006	Triple purpose bale chute	X	X	X	X					
715230006	Quarter turn bale chute	X	X	X	X					
715236006	Clevis hitch				X					
715243006	Ball hitch				X					
715231006	Hitch and chute assembly (For use with triple purpose bale chute)	X	X	X	X					
715233016	Light group NA	X	X	X	X					
715245006	Hydraulic PU lift assembly	X	X	X	std					
715232006	Hydraulic swing tongue assembly	X	X	X	std					
715244006	Hydraulic bale tension kit	X	X	X	X					
87014548	Knottor lube kit	X	X	X	X					
87737439	Trash guard kit	X								
87740469	Road Light Kit	X	X	X	X					
715233016	Work Light Kit	X	X	X	X					
87740471	Road and Work Light Kit	X	X	X	X					
87485071	Roller bale chute								X	X
87485072	Roller bale chute					X	X	X		
84819744	1-3/4, 20-Spline PTO Shaft					X	X	X		
84819745	Yoke for 1-3/4, 20 Spline PTO					X	X	X		
84067188	Rotating beacon light					X	X	X		
84807833	32mm x 200mm drawbar pin only					X	X	X		
84111659	Swivel Ball Hitch Insert for 40mm pin diameter (ASAE Cat III)					X	X	X		
84111658	Swivel Ball Hitch Insert for 30mm pin diameter (ISO Cat III) standard with baler					X	X	X		
84111660	Swivel Ball Hitch Insert for 38mm pin diam (ISO Cat III)					X	X	X		
84110272	Work Light Kit (2 addnl work lights and harness)					X	X	X		
84110677	Kit of 33 hard-faced crop cutter knives for rotor									X
84110678	Kit of 23 hard-faced crop cutter knives for rotor									X
87355679	Roller windguard					X	X	X		
87355680	Roller windguard								X	
87355681	Roller windguard									X
84206215	Needle Slot Baffle Kit (4 knottor) - Reduces corn and cane stalk interference with knotting					X	X	X		
84206216	Needle Slot Baffle Kit (6 knottor) - Reduces corn and cane stalk interference with knotting					X	X	X		
87622708	Bale Weight System					X	X	X		
87718024	Bale Weight System								X	X
87732044	Electronic Bale Length Control Kit					X	X	X		
87355678	Moisture Sensor Kit					X	X	X		

PARTS DIVISION SUPPLIED ACCESSORIES FOR SQUARE BALERS (continued)						
Part number	Description	LB334 Standard (No Cutter)	LB334 Packer Cutter	LB334 Rotor Cutter	LB434 Standard	LB434 Rotor Cutter
84229181	ISO Cat III (D39) Drawbar Kit - Ball only (39mm hole for 38mm pin)	X	X	X	X	X
84111712	VT Power Supply Cable (for ISOBUS tractors with less than 30 amp outlet)	X	X	X	X	X
84067141	Fill flow kit (for standard models only-raised bottom liner pre-compression chamber for difficult silage conditions)	X				
84067373	Fill flow kit (for standard models only-raised bottom liner pre-compression chamber for difficult silage conditions)				X	
84110457	Top fill improvement in extreme silage (may affect other crops) for Rotor Cutter units only	X			X	
84193332	Rotor side filer plates in extreme silage conditions for Rotor Cutter units only	X			X	
84193336	Top & side liners pre-chamber in extreme silage conditions for Rotor Cutter units only	X			X	
84112219	Needle cleaning kit - Dual plunger lines to remove grass from needles. Speciality Silage conditions	X	X	X	X	X
84112218	Needle cleaning kit - Dual plunger lines to remove grass from needles. Speciality Silage conditions	X			X	X
84206215	Needle slot baffle kit (4 knotters) - Reduces stalk (corn, sudan grass, and sugar cane) interference with knotting	X	X	X		
84206216	Needle slot baffle kit (6 knotters) - Reduces stalk (corn, sudan grass, and sugar cane) interference with knotting				X	X
47361569	Knotters blow off kit (extra blow off knotters (-needs tractor with pneumatic brakes)	X	X	X	X	X
84391586	Knotters & needle lights kit FI	X	X	X	X	X
84220384	Pick-up lights (2 LED) kit FI	X	X	X	X	X
84358647	Right hand side top handrail - FI	X	X	X	X	X
84373293	Hand cleaning device + storage box - FI	X	X	X	X	X
84363931	Cut-out clutch kit-replaces pick-up plate style slip clutch (RC only)					
84391581	Individual misle sensor kit (4 knotters)	X	X	X		
84391592	Individual misle sensor kit (6 knotters)				X	X
84472837	Bottom filler plate-(low friction plastic plate bottom pre-compression chamber - standard baler only) FI	X				
84470839	Bottom filler plate-(low friction plastic plate bottom pre-compression chamber - standard baler only) FI				X	
84197176	K80 Ball hitch (0mm ball with spoon-type hitch end and bolts) - FI	X	X	X	X	X
84483311	Rotary Beacon	X	X	X	X	X
84110679	Kit 6 abrasive knives (Hard faced knives for packer cutter)-FI		X			
84220363	Knife Drawer for 19 knives - (upgrade from 9 inife drawer. No knives included)-FI			X		
84220382	Knife Drawer for 29 knives - (upgrade from 15 inife drawer. No knives included)-FI					X
84600138	Mechanical Bale counter	X	X	X	X	X
47510814	Moisture sensor kit FI	X	X	X	X	X
87485071	Roller bale chute kit (two piece roller bale chute - narrow units)	X	X	X	X	X
87485072	Roller bale chute kit (two piece roller bale chute - wide units)				X	X
84427553	Bale weight system	X	X	X		
84427554	Bale weight system				X	X
84220222	High Performance Pick-up declutch kit-(stops pick-up instantly after stuffer shear bolt breakage to reduce material build-up in pre-chamber)			X		
47401965	Electric bale length kit-(bale length setting and knotters trip from tractor cab)-FI	X	X	X	X	X
84358141	Camera Kit FI	X	X	X	X	X
84517152	Upper feeder guards-(split upper feeder guards for stalky crops such as corn stalks, sudan grass and sugar cane-standard units only)	X				
84517150	Upper feeder guards-(split upper feeder guards for stalky crops such as corn stalks, sudan grass and sugar cane-standard units only)				X	
47447406	Logging encoder kit (required for logging: contains bale length encoder and USB stick)	X	X	X	X	X
84577231	GPS Receiver kit	X	X	X	X	X

PARTS DIVISION SUPPLIED ACCESSORIES FOR DISC MOWER CONDITIONERS

Part number	Description	DC92 Roll	DC92 Flail	DC102 Roll	DC102 Flail	DC132 Roll	DC132 Flail	DC162 Roll	DC162 Flail
715264006	Hydraulic header tilt kit	X							
716791026	Corner marker kit					X	X	X	X
86636911	Crop Guide on right side - for down and lodged viney crops	X	X	X	X				
86538996	Low speed rotor kit - for 730 rpm rotor speed		X						
716536026	Low speed rotor kit - for 718 rpm rotor speed				X				
86605015	Low speed rotor kit - for 726 rpm rotor speed						X		X
716537056	Textured hood liner kit		X						
716537036	Textured hood liner kit				X				
716537046	Textured hood liner kit						X		X
715290026	540 RPM primary PTO assembly			X	X				
715291016	1000 RPM primary PTO assembly (1 3/8 in., 21 spline)			X	X				
86533312	1-3/4 in., 20 tooth spline yoke for 1000 rpm primary PTO			X	X				
86539412	1-3/4 in., 20 tooth spline yoke for 1000 rpm primary PTO on standard tongue versions					X	X		
87737194	1-3/4 in., 20 tooth spline yoke for 1000 rpm primary PTO on swivel hitch (2-point and drawbar) versions					X	X	X	X
86578390	2-point swivel hitch Cat 3 attachment pins - for MY2006 & Later (prior to MY2006 was standard equipment)					X	X	X	X
87298929	Quick Hitch Bushing Adapter Kit (2-point swivel hitch only)					X	X	X	X
716422006	Tire bumper extension (standard tongue models only) for certain tractor/fire configurations to prevent pto damage. See Operators Manual					X	X		
716548016	Tow Bar - for 2 point swivel hitch. Includes transport chain and hardware.					X	X	X	X
86632264	Low speed conditioning roll drive (640 RPM) - Driven Sheave					X		X	
86627810	Low speed conditioning roll drive (640 RPM) - Drive Belt					X		X	
715289026	High Stubble Kit (includes 8 skid shoes) increases cutting height by 1.3 in.	X	X	X	X	X	X	X	X
87580643	Shock Hub Repair Kit	X	X	X	X	X	X	X	X

PARTS DIVISION SUPPLIED ACCESSORIES FOR DC3 DISC MOWER CONDITIONERS			
Part number	Description	DC133	DC163
47422576	Shock Hub Repair Kit	X	X
715289056	High stubble kit (includes 8 skid shoes)	X	X
47502641	Low speed rotor kit - for 750 rpm rotor speed (flail models only)	X	X
716537 066	Textured hood liner kit	X	X
716548 006	Tow bar for 2-point hitch swivelhitch models; includes safety tow chain kit and	X	X
716791 026	Corner marker kit - for better visibility of the header ends for operation and	X	X
87524917	Rolling Crop Divider Kit	X	X
717002 036	Crop Divider Kit	X	X
415017016	Adjustable Skid Shoe Kit	X	X
439045006	Cane/Biomass Harvesting Kit (Super High skidshoes, mid ht lockouts)	X	X
716695056	Tall Crop Push Bar	X	X
47506303	Kit, Drawbar Hitch Assy	X	X
47507424	Kit, 2pt Hitch Assy	X	X

PARTS DIVISION SUPPLIED ACCESSORIES FOR SICKLEBAR MOWER CONDITIONERS					
Part number	Description	HDX142	HDX162	HDX182	SC101
87379267	Hi-contact conditioning roll - Bottom (Note: must have one top roll and one bottom roll to complete a machine) <i>allow 4 months order lead time</i>	X	X	X	
87379254	Hi-contact conditioning roll - Top (Note: must have one top roll and one bottom roll to complete a machine) <i>allow 4 months order lead time</i>	X	X	X	
715295006	Crop Dividers (right and left included)	X	X	X	
715301066	Gauge Wheels (set of 4)	X	X	X	
87010392	Reel Truss Kit for 14 ft. & 16 ft. headers	X	X		
87010393	Reel Truss Kit for 18 ft. headers			X	
86540464	LH wear plate (for conditioner roll throat opening when in abrasive soil conditions)	X	X	X	
86540465	RH wear plate (for conditioner roll throat opening when in abrasive soil conditions)	X	X	X	
86643154	Discharge opening Closure Kit (recommended for light hay conditions)	X	X	X	
86614722	Stainless Steel Replacement Floor Inserts [includes (1) center] - must also order outer floor inserts	X	X	X	
86614719	Stainless Steel Replacement Floor Inserts [incl. right and left outer] - 14 ft	X			
86614720	Stainless Steel Replacement Floor Inserts [incl. right and left outer] - 16 ft		X		
86614721	Stainless Steel Replacement Floor Inserts [incl. right and left outer] - 18 ft			X	
87399670	Stub Guard Conversion Kit for 14 ft heads	X			
87399912	Stub Guard Conversion Kit for 16 ft and 18 ft heads		X	X	
84141278	1-3/4 in. Front PTO Yoke, 20 spline				X
716988016	Conversion Kit to attach a HDX-2 sicklebar header to a SCX100 mower conditioner serial number HAJ0012295 and below	X	X	X	

PARTS DIVISION SUPPLIED ACCESSORIES FOR WD-3 Series II SERIES WINDROWERS

Part number	Description	Approx. Install Time	WD1203	WD1903	WD2303
Sicklebar Header Adapter Kits					
84326913	Sicklebar Header Adapter Kit for MY 03 & Later HDX-2 Headers. (Note: Includes header drive motor and hoses with quick couplers)	2.0 hours	X		
84326837	Sicklebar Header Adapter Kit for MY 03 & Later HDX-2 Headers. (Note: Includes header drive motor, hoses with quick couplers and speed sensor)	2.0 hours		X	X
Header Attachment					
717236016	Deluxe Header Tilt Indicator Kit	1.0 hour	X		
87560864	Header Lift Arm Quick Latch Kit - replaces the manual locking pins.	0.3 hour	X		
84598213	Header Lift Arm Quick Latch Kit - replaces the manual locking pins.	0.3 hour		x	x
47557913	Draper Header Adapter Kit to allow DH2 series Drapers to work on WD3 Series II Windrowers		X	X	X
47522054	Adapter Kit to allow disc header operation on WD3 Series II Draper Ready Machines			X	X
Cab and Operator's Area					
84381500	Quiet Cab Kit	2.5 hours	X	X	X
717212006	Electrical Adjustment Mirrors (adjust from inside cab)	2.0 hours	X	X	X
84814470	Panoramic External Rear View Mirror (1) - attaches to existing external electric adjust mirror support on either side of cab. Compatible with electric adjust mirrors only.	N/A	X	X	X
47422570	Cab Controlled Adjustable Windrow Shield Kit - controls opening width of shields	3.0 hours	X	X	X
84081897	Premium Speaker Kit (4) - upgrades the 2 existing speakers and adds 2 speakers	N/A	X	X	X
82004428	Front Cab Window Sun Screen Kit	N/A	X	X	X
86627943	Rear Cab Window Sun Screen Kit	N/A	X	X	X
Engine and Electrical Options					
84293919	Cold Starting Aid for 4-cyl engines (grid heater; does not include second battery)	3.0 hours	X		
87629024	Cold Starting Aid for 6-cyl engines (grid heater)	2.5 hours		X	X
87573917	Radiator Chaff Wiper Kit - installs on screen side of radiator to reduce chaff build-up	1.0 hour		X	X
84533462	LED lighting option (kit includes 4 lights) replaces halogen lights on front or rear of machine.	N/A	x	x	x
87027859	Rotary Beacon Mounting Kit	1.0 hour	X	X	X
73328580	Rotary Beacon Kit - Requires Rotary Beacon Mounting Kit	N/A	X	X	X
84059809	Service Light (includes magnetic base with 10m (32') cord and 12-volt plug)	N/A	X	X	X

PARTS DIVISION SUPPLIED ACCESSORIES FOR WD-3 Series II SERIES WINDROWERS

Part number	Description	Approx. Install Time	WD1203	WD1903	WD2303
BASE WINDROWER HYDRAULIC KITS					
47511248	4-cyl Engine Mounted Auxiliary Hydraulic Pump (gear pump) and Control Valve.	2.5 hours	X		
47505301	6-cyl Engine Mounted Auxiliary Hydraulic Pump (gear pump) and Control Valve. Not compatible with Double Windrow Attachment Pump and Control Valve (Code 47504583).	2.5 hours		X	X
47504583	6-cyl Engine Mounted Auxiliary Hydraulic Pump (gear pump) for Double Windrow Attachment. Will not work with HDX Header Hydraulic Reel Drive. Not compatible with Hydraulic Pump kit # 47505301.	2.5 hours		X	X
47422568	Hydraulic Reel Drive Kit (base unit kit) - For use with HDX-2 headers ONLY. Requires installation of the engine mounted auxiliary hydraulic pump. Requires # 716961076 HDX-2 header hydraulic reel drive kit to complete header.	1.5 hours	X	X	X
47518199	Lift Arm Power Down Kit		X	X	X
47529376	Lift Arm Position Sensor Kit (Non Draper units)		X	X	X
47510965	Poppet Style Quick Coupler Kit- Sickle Headers (one complete set of couplers for RH side of windrower and sickle header)			X	X
47510963	Poppet Style Quick Coupler Kit- Disc Headers (complete sets of couplers for both LH and RH sides of windrower and disc header)			X	X
Rear Ballast Weight					
84545478	Ballast weights- 50 lb. plate for rear ballast- order multiples		X	X	X
Guidance - AFS					
47551644	Guidance-ready kit - Compatible with Series II Windrowers only		X	X	X
47564197	GPS Receiver-WAAS		X	X	X
47564201	GPS Receiver - HP/XP		X	X	X
47564203	Nav Controller		X	X	X
Miscellaneous					
87634089	Swath Roller Hitch Kit. Includes a weld-on hitch receiver (2-inch by 5.08cm by 5.08cm). Hitch extension must be procured locally. Only for use in towing a swath roller in field operation having a maximum roller weight of 1000 pounds (453 Kg) and maximum vertical load of 150 pounds (68 Kg).	0.5 hour	X	X	X
87536639	Draper Header Lateral Position Indicator Kit. Provides visual height indicator at both lift arms to assist the operator in maintaining a desired stubble height at each end of the header.	0.75 hour	X	X	X
87473378	Adjustable Windrow Shields for Draper Ready Units with Factory-Equipped fixed shields		X	X	X

PARTS DIVISION SUPPLIED ACCESSORIES FOR WD-3 SERIES WINDROWERS

Part number	Description	Approx. Install Time	WD1203	WD1903	WD2303
	Sicklebar Header Adapter Kits				
716965046	Sicklebar Header Adapter Kit for MY 03 & Later HDX-2 Headers. (Note: Includes header drive motor and hoses with quick couplers)	2.0 hours	X		
716965036	Sicklebar Header Adapter Kit for MY 03 & Later HDX-2 Headers. (Note: Includes header drive motor, hoses with quick couplers and speed sensor)	2.0 hours		X	X
	Draper Header Adapter Packages for DHX-2 Draper Headers mounting on a WD3 series Windrower Model Year 2012 and Prior - MY 13 and later windrowers are not compatible with Draper packages below.				
87347738 *	Center-Delivery Draper Header Adapter Package - Not compatible with in-cab windrow shield adjustment (Code 717131).	15.0 hours	X		
87656845	Double-Swath Draper Header Adapter (MY2012 and Prior Windrowers) - Requires factory installed Center-Delivery Draper Header Adapter Package (Code 726299). Not compatible with Adaptor Package # 87347738		X		
87347506	Double-Swath Draper Header Adapter - Requires dealer installed Center-Delivery Draper Header Adapter Package # 87347738. Note: Will not fit factory installed Center-Delivery Draper Header Adapter Package on WD1203. (Will fit factory installed Center-Delivery Draper Header Adapter Packages for MY2006 & MY2007 WDX1002S, WDX1202S & WDX1202 windrowers ONLY.)	1.0 hour	X		
87532169 *	Center-Delivery and Double-Swath Draper Header Adapter - Not compatible with Double Windrow Attachment. Not compatible with in-cab windrow shield adjustment (Code 717131).	16.0 hours		X	X
	Header Attachment				
717236016	Deluxe Header Tilt Indicator Kit	1.0 hour	X		
87560864	Header Lift Arm Quick Latch Kit - replaces the manual locking pins.	0.3 hour	X		
84598213	Header Lift Arm Quick Latch Kit - replaces the manual locking pins.	0.3 hour		x	x
	Cab and Operator's Area				
84381500	Quiet Cab Kit	2.5 hours	X	X	X
717213006	Front Windshield Wiper/ Washer	3.0 hours	X		
717212006	Electrical Adjustment Mirrors (adjust from inside cab)	2.0 hours	X	X	X
84814470	Panoramic External Rear View Mirror (1) - attaches to existing external electric adjust mirror support on either side of cab. Compatible with electric adjust mirrors only.	N/A	X	X	X
717131006	Cab Controlled Adjustable Windrow Shield Kit - controls opening width of shields (MY12 and Prior)	3.0 hours	X	X	X
717131016	Cab Controlled Adjustable Windrow Shield Kit - controls opening width of shields (MY13 and Forward)	3.0 hours	X	X	X
84081897	Premium Speaker Kit (4) - upgrades the 2 existing speakers and adds 2 speakers	N/A	X	X	X
82004428	Front Cab Window Sun Screen Kit	N/A	X	X	X
86627943	Rear Cab Window Sun Screen Kit	N/A	X	X	X
87026387	Auxiliary Platform Entry Step - reduces distance from ground to first step for units with large tires. Requires (2) flexible side support strips #87025844 plus mounting hardware.	N/A	X	X	X
	For cab radios see Case IH Parts Marketing Guide	N/A	X	X	X

* **Special note:** When dealer installing a Draper Header Adapter (87347738 or 87532169) on windrowers that will have a 30 or 36-foot draper header attached, it is necessary to replace the 2.50 in. (63.5 mm) bore diameter header lift cylinders with new 2.75 in. (70 mm) bore diameter cylinders (part # 87352604 - 2 required). Windrowers ordered with the factory installed draper header adapter package include the larger cylinders.

PARTS DIVISION SUPPLIED ACCESSORIES FOR WD-3 SERIES WINDROWERS

Part number	Description	Approx. Install Time	WD1203	WD1903	WD2303
	Engine, Hydraulic and Electrical Options				
715320056	Cold Starting Aid for 4-cyl engines (grid heater; does not include second battery)	3.0 hours	X		
87629024	Cold Starting Aid for 6-cyl engines (grid heater)	2.5 hours		X	X
87573917	Radiator Chaff Wiper Kit - installs on screen side of radiator to reduce chaff build-up	1.0 hour		X	X
87629027	4-cyl Engine Mounted Auxiliary Hydraulic Pump (gear pump) and Control Valve.	2.5 hours	X		
87629026	6-cyl Engine Mounted Auxiliary Hydraulic Pump (gear pump) and Control Valve. Not compatible with Double Windrow Attachment Pump and Control Valve (Code 725998).	2.5 hours		X	X
87711016	6-cyl Engine Mounted Auxiliary Hydraulic Pump (gear pump) for Double Windrow Attachment. Will not work with HDX Header Hydraulic Reel Drive. Not compatible with Hydraulic Pump kit # 87629026.	2.5 hours		X	X
716961046	Hydraulic Reel Drive Kit (base unit kit) - For use with HDX-2 headers ONLY. Requires installation of the engine mounted auxiliary hydraulic pump. Requires # 716961076 HDX-2 header hydraulic reel drive kit to complete header. (MY12 and Prior)	1.5 hours	X	X	X
716961086	Hydraulic Reel Drive Kit (base unit kit) - For use with HDX-2 headers ONLY. Requires installation of the engine mounted auxiliary hydraulic pump. Requires # 716961076 HDX-2 header hydraulic reel drive kit to complete header. (MY13 and Forward)	1.5 hours	X	X	X
84533462	LED lighting option (kit includes 4 lights) replaces halogen lights on front or rear of machine.	N/A	X	X	X
87027859	Rotary Beacon Mounting Kit	1.0 hour	X	X	X
2010665	Rotary Beacon Kit - Requires Rotary Beacon Mounting Kit	N/A	X	X	X
84059809	Service Light (includes magnetic base with 10m (32") cord and 12-volt plug)	N/A	X	X	X
	Miscellaneous				
87634089	Swath Roller Hitch Kit. Includes a weld-on hitch receiver (2-inch by 2-inch or 5.08cm by 5.08cm). Hitch extension must be procured locally. Only for use in towing a swath roller in field operation having a maximum roller weight of 1000 pounds (453 Kg) and maximum vertical load of 150 pounds (68 Kg).	0.5 hour	X	X	X
87624931	Rear Axle Suspension Damper Kit (2008 WD-3 Series only). For use with suspended rear axle only. Adds a shock absorber to each independent rear axle to reduce oscillation of the rear axles during rapid acceleration or deceleration.	1.0 hour	X	X	X
87628996	Weight Carrier Bracket for suspended rear axle (400 lbs/180 kg) for WD-3 Series only. Does not include ballast weights. Recommend part # 718215056, front suitcase weights for compact tractors (100 pounds each). Recommend 6 weights for 30-foot headers and 8 weights for 36-foot headers.	3.0 hour	X	X	X
87581795	Weight Carrier Bracket for non-suspended rear axle (310 lbs./140 kg) for WD-3 Series only. Does not include ballast weights. Recommend part # 718215056, front suitcase weights for compact tractors (100 pounds each). Recommend 6 weights for 30-foot headers and 8 weights for 36-foot headers.	4.0 hour	X	X	X
87536639	Draper Header Lateral Position Indicator Kit. Provides visual height indicator at both lift arms to assist the operator in maintaining a desired stubble height at each end of the header.	0.75 hour	X	X	X
87473378	Adjustable Windrow Shields for Draper Ready Units with Factory-Equipped fixed shields		X	X	X

PARTS DIVISION SUPPLIED ACCESSORIES FOR S.P. WINDROWER DISC and SICKLEBAR HEADERS

Part number	Description	RD132	RD162	RD182	RD163	RD193	HDX122	HDX142	HDX162	HDX182
717002026	Crop Dividers (right and left included)	X	X	X						
84372208	Crop Dividers (right and left included)				X	X				
715289026	High Stubble Kit (includes 8 skid shoes) increases cutting height by 1.3 in.	X	X	X						
84372202	High Stubble Kit - (includes 10 skid shoes) includes cutting height range from 3-6.25"				X	X				
716791026	Corner Marker Kit (for corner visibility during operation and transport)	X	X	X	X	X				
716695036	Push Bar and Divider (for tall crops)	X	X	X	X	X				
715301056	Gauge Wheels (set of 2)		X	X						
84316308	Gauge Wheels (set of 2)				X	X				
84319644	Support, LH, required for gauge wheel installation on RD193 only					X				
84319645	Support, RH, required for gauge wheel installation on RD193 only					X				
87580643	Shock Hub Repair Kit	X	X	X						
84393813	Shock Hub Repair Kit				X	X				
87010547	Auger Flighting Reinforcement Kit		X							
86620746	37-tooth driven sprocket for auger on RD162 Disc Header for Specialty Crops. Reduces auger speed by 10%.		X		X					
717701006	60 inch opening Closure Kit (required for use when the conditioner module is removed)		X	X						
84360151	60 inch opening Closure Kit (required for use when the conditioner module is removed)				X	X				
717702006	83 inch opening Closure Kit (required for use when the conditioner module is removed)		X	X						
84360482	83 inch opening Closure Kit (required for use when the conditioner module is removed)				X	X				
87379267	Hi-contact conditioning roll - Bottom (Note: must have one top roll and one bottom roll to complete a machii allow 4 months order lead time)		X	X	X	X	X	X	X	X
87379254	Hi-contact conditioning roll - Top (Note: must have one top roll and one bottom roll to complete a machine) allow 4 months order lead time)		X	X	X	X	X	X	X	X
715295006	Crop Dividers (right and left included)						X	X	X	X
715301066	Gauge Wheels (set of 4)							X	X	X
716961076	Hydraulic Reel Drive Kit (must be used in combination with base SP Windrower auxiliary hydraulic pump and hydraulic reel kit to be functional)						X	X	X	X
87010392	Reel Truss Kit - 12,14 & 18-foot						X	X	X	X
87010393	Reel Truss Kit - 18-foot									
86637579	Push Bar Extension Kit (for tall or cane-type crops)						X	X	X	X
86540464	Left-hand Wear Plate (for conditioner throat opening when in abrasive soil conditions)						X	X	X	X
86540465	Right-hand Wear Plate (for conditioner throat opening when in abrasive soil conditions)						X	X	X	X
86643154	Discharge opening Closure kit (recommended for light hay condition)						X	X	X	X
86614722	Stainless Steel Replacement Floor Inserts [includes (1) center] - must also order outer floor inserts						X	X	X	X
86614719	Stainless Steel Replacement Floor Inserts [includes right and left outer] - 14 ft							X		
86614720	Stainless Steel Replacement Floor Inserts [includes right and left outer] - 16 ft								X	
86614721	Stainless Steel Replacement Floor Inserts [includes right and left outer] - 18 ft									X
87399670	Stub Guard Conversion Kit for 12 ft and 14 ft heads						X	X	X	X
87399912	Stub Guard Conversion Kit for 16 ft and 18 ft heads									
716988016	Conversion Kit to attach a HDX--2 sicklebar header to a SCX100 mower conditioner serial number HAJ0012295 and below								X	X
716988006	Conversion Kit to attach a HDX--2 sicklebar header or a HSX--2 Grass Seed Header to a WDX901 S/N HAJ0013062 and below or WDX1101 S/N HAJ0014162 and below						X	X	X	X

PARTS DIVISION SUPPLIED ACCESSORIES FOR FORAGE HARVESTERS

Part number	Description	FHX300
86620844	Electric control box	X
86637130	Horizontal spout extension -6 ft. and support kit for adjustable spout	X
87553490	Vertical spout extension (use with 715174106 from wholegoods for 30 inch extension)	X
86640579	Screen, mounting kit	X
86640580	Screen, 3/4 in. round for dry corn or small grain	X
86640581	Screen, 1 in. round for dry corn	X
86640582	Screen, 1-1/4 in. round for ear corn	X
86640583	Screen, 1-3/4 in. x 3-3/4 in. slotted for trashy ear corn	X
86640584	corn	X
86509520	Power wire harness assembly	X
86585981	Cutterhead slip clutch assembly	X
86517005	Control box harness extension	X
86640547	Crop processor kit	X
715298006	Bolt-on hitch extension	X
715155006	Automatic (cable-pull) hitch	X
712312026	Automatic (hydraulic) hitch	X
87048654	4-Paddle Blower kit	X

PARTS DIVISION SUPPLIED ACCESSORIES FOR ATTACHING UNITS

Part number	Description	HDX3R	HDX10P	HDX20P
86622488	Filler plate kit (to prevent ear corn loss)	X		
86620346	Rubber tine kit (5 sets required for complete replacement)		X	
716247016	French language kit		X	X
716252016	French language kit	X		

PARTS DIVISION SUPPLIED ACCESSORIES FOR DISC MOWERS

Part number	Description	MD72	MD82	MD92	TD102
87014847	Left-hand swath kit	X	X	X	
717355006	Right-side swathboard	X	X	X	
715289026	High stubble kit (includes 8 skid shoes)	X	X	X	X
87580643	Shock hub repair kit	X	X	X	X
87666925	Transport light kit				X
87748399	Rear half secondary PTO assembly with constant velocity driveline				X

PARTS DIVISION SUPPLIED ACCESSORIES FOR WHEEL RAKES

Part number	Description	WRX201	WRX301 12 wheel	WRX301 14-16 wheel	WR401
87018997	Transport light kit	X			
87020263	Transport light kit		X		
87020267	Transport light kit			X	
87638948	Wind guard shield - requires (14) plastic cable ties, part number 263117 to install each wind guard.	X	X	X	
263117	Cable tie	X	X	X	
84229853	Adjustable ball hitch - requires 2 5/16 inch ball on tractor drawbar				X

REQUIREMENTS FOR HDX HEADERS USED WITH WD--3 WINDROWERS

<u>Models</u>	<u>WD1203</u>	<u>WD1903/2303</u>
	<u>HDX Header Kit</u>	<u>HDX Header Kit</u>
	<u>Windrower Kit</u>	<u>Windrower Kit</u>
HDX122 12' Sickle	None required	None required
HDX142 14' Sickle		
HDX162 16' Sickle		
HDX182 18' Sickle		
	WD1203	WD1903/2303
	Code 716965	Code 716965
	or	or
	Parts supplied	Parts supplied
	#716965046	#716965036
HDX121 12' Sickle	None required	None required
HDX141 14' Sickle		
HDX161 16' Sickle		
HDX181 18' Sickle		
	Parts supplied	Parts supplied
	#716528036	#716528026

REQUIREMENTS FOR HYDRAULIC REEL DRIVE ON HDX--2 HEADERS AND WD--3 WINDROWERS

<u>Models</u>	<u>WD1203</u>	<u>WD1903/2303</u>
	<u>HDX Header Kit</u>	<u>HDX Hdr. Kit</u>
	<u>Windrower Kits</u>	<u>Windrower Kits</u>
HDX122, 12' Sickle	HDX122/142/162/182	HDX122/142/162/182
HDX142, 14' Sickle		
HDX162, 16' Sickle		
HDX182, 18' Sickle		
	Code 716961	Code 716961
	or	or
	Parts supplied	Parts supplied
	# 716961076	# 716961076
	WD1203	WD1903/2303
	Code 725998	Code 725998
	Code 716961	Code 716961
	or	or
	Parts supplied	Parts supplied
	# 87629027	# 87629026
	# 716961046	# 716961046
HSX142 14' Grass Seed	None required	None required
	Same as above	Same as above

**ADAPTER KITS REQUIRED TO INSTALL A 2009 & NEWER DH--2 SERIES DRAPER HEADER
ON A 2012 and prior WD--3 SERIES SP WINDROWER**

Model	Kit Source: Factory Installed or from Parts Division	WD1203 Windrower Kit ¹	WD1903/2303 Windrower Kit ¹
All Center-Delivery Hdrs	WD--3 Windrower * * Factory Installed Adapter Kit ² or Parts Division Supplied Adapter Kit ³	Code 726299 (MY12 & Prior) Code 726907 (MY13 & Forward) or 87347738 ⁶ (MY12 & Prior) N/A (MY13 & Forward)	Code 726299 (MY 12 & Prior) Code 726907 (MY13 & Forward) or 87532169 ⁶ (MY12 & Prior) N/A (MY13 & Forward)
All Double-Swath Hdrs	WD--3 Windrower * * Factory Installed Adapter Kit ² plus requires Parts Division Supplied Adapter Kit ³ or Parts Division Supplied Adapter Kit ³	Code 726299 plus (MY12 & Prior) requires 87656845 ⁴ Parts Division Supplied kit Code 726907 (MY13 & Forward) or 87347738 ⁶ and 87347506 ⁵ (MY12 & Prior) N/A (MY13 & Forward)	Code 726299 (MY12 & Prior) (no additional Parts Division Supplied kit required) Code 726907 (MY13 & Forward) or 87532169 ⁶ (no additional Parts Division Supplied kit required) (MY12 & Prior) N/A (MY13 & Forward)

¹ All adapter kits for 6-cylinder windrowers will operate both center-delivery and double-swath headers. Factory adapter kits for MY13 4-cylinder windrower will operate both center-delivery and double-swath headers

² Factory installed adapter kits are ordered with the windrowers from wholegoods using Section 9 Code BD listed in the price book

³ Parts Division Supplied adapter kits are ordered from the Parts Division

⁴ Dealer installed kit 87656845 includes additional hydraulic components (over and above those required to operate a center-delivery header) that must be installed to operate a double-swath header on a 4-cylinder windrower (MY12 & Prior).

⁵ Dealer installed kit 87347506 includes additional hydraulic components (over and above those required to operate a center-delivery header) that must be installed to operate a double-swath header on a 4-cylinder windrower (MY12 & Prior).

⁶ When dealer installing a Draper Header Adapter (87347738 or 87532169) on windrowers that will have a 30 or 36-foot draper header attached, it will be necessary to replace the 2.50 in. (63.5 mm) internal bore diameter header lift cylinders with new cylinders that have an internal bore diameter of 2.75 in. (70 mm). The part number of the 2.75 in. (70 mm) bore diameter lift cylinder is: 87352604 (2 required). Windrowers ordered with the factory installed draper header adapter kit have the larger cylinders installed.

* * To attach a MY09 or newer draper header to a MY09 WD--3 Series windrower with dealer-installed draper reed, or to a MY08 WD--3 Series windrower or an WD--2 windrower, an additional wiring harness kit (#87496882) must be ordered to control the synchronized reel speed system that is standard equipment on the draper header. **A MY09 draper header cannot be installed on a WD--2 Series windrower.** A MY09 or newer windrower with Factory or Dealer-Installed draper reed can accept a MY08 or prior HB header without modification, however the reel speed control will not have the auto reel-speed-to-ground-speed synchronization function.

Referral Attachment

PhiBer Large Square Bale Accumulators

For operators who want to group bales together for quicker bale retrieval and easier maneuvering through fields while baling, a three bale accumulator is available through the following company:

PhiBer Manufacturing Inc.
Box 58
Crystal City, Manitoba R0K 0N0
CANADA

Phone: 204-873-2448
Toll Free: 866-264-8030
Website: www.phiber.ca

1. Two Accumulator Models:

Model 3104 - fits all versions of current LB334 balers (and prior LBX331, LBX332 & LB333)

Model 4104 - fits all versions of current LB434 balers (and prior LBX431, LBX432 & LB433)

2. Accumulator Features:

- Case IH branded
- Integrated VT electronics for LB series 3 balers:
 - Accumulator controller plugs into baler control
 - Both baler and accumulator are displayed on a VT terminal
 - Dump and see the status of the accumulator from the baler work page
- PhiBer In cab control box for LBX series 1 & 2:
 - informs operator number of bales and location on accumulator
 - can be programmed to dump bales in any of four patterns
 - can manually dump all bales at any time
- Hydraulic bale push-off roller:
 - ensures bales are grouped together for rapid retrieval,
 - eliminates tipping tables that scuff the ground like other accumulators
- Few moving parts to maintain, only four grease points
- Four automatic dump patterns or manually eject at anytime.
- Dual caster action wheels provide maximum flotation and allow the accumulator to follow the baler with ease.
- Options:
 - Silage bale roller
 - Bale scale (separate control box in cab)
 - Heavy duty tires (10ply)
 - Hose kit

3. PhiBer Bale Accumulator Specifications:

Model	AC 3104	AC 4104
Capacity	3 bales	3 bales
Bale Size	32.5" wide bales	48" wide bales
Dump	Manual or Auto	Manual or Auto
Width	116"	162"
Length	110"	110"
Height	32"	32"
Weight**	2,200 lbs.	2,800 lbs.
Wheels	Four 26x12x12 (4ply)	Four 26"x12"x12" (4ply)
Electrical	12 volt battery power	12 volt battery power
Hydraulics	10 gpm continuous pressure	10 gpm continuous pressure
Length of Bales	4.5' - 9'	4.5' - 9'
Silage Bales	Yes	Yes
Scale	Optional	Optional

*** without scale or balage roller*

Design, materials and/or specifications are subject to change without notice and without liability.

4. U.S. Case IH Dealer Inquiries:

Please Note:

- All inquiries and requests for detailed price and product information should go directly to PhiBer Manufacturing.
- PhiBer Manufacturing is responsible for all service parts, warranty, and other aftersales support for this product.

For U.S. pricing: Log on to the dealer web site for the latest pricing and discounts.

1. go to www.phiber.ca
2. click on US Dealer Login (top right hand corner)
3. enter user name and password (case sensitive)
username: uswebbinder
password: PhiBer54

Or contact PhiBer Manufacturing:

Toll Free: 866-264-8030
Address: 108 New Hope Drive, Crystal City, MB, R0K 0N0 Canada
Email: sales@phibercanada.com



REFERRAL ATTACHMENTS

Case IH does not represent these products or company or offer terms or warranty. When installed and operated according to the manufacturer's instructions, these attachments will not void the Case IH warranty of the Case IH products. The availability, performance, service parts availability, pricing, after sale service and warranty of these products is the sole responsibility of the manufacturer and not of Case IH.

1. Large Square Bale Accumulators

for LB334/434 Large Square Balers

Supplier: PhiBer Manufacturing, Inc
Address: Box 58
Crystal City, Manitoba R0K 0N0
CANADA

Phone: 204-873-2448
Toll Free: 866-264-8030
Website: www.phiber.ca

-- Please see the next Appendix pages for additional details --

2. Hay Preservatives and Preservative Applicators

for Round Balers, Small Square, and Large Square Balers

Harvest Tec Thirty Plus™ hay preservatives, applicators, and accessories are available through the CNH Parts Ship Direct Program*. Please refer to the latest Parts Ship Direct Buyers Guide

Additional information is available by contacting the manufacturer -

Supplier: Harvest Tec, Inc.
Address: P.O. Box 633
Hudson, WI 54016
USA

Phone: 800-6357568
Fax: 715-386-9509
Website: www.harvesttec.com

* Applicators and Accessories are shipped directly from the supplier in Hudson, WI.
Hay preservative for U.S. dealers is shipped directly from the supplier in Hudson, WI.



PURCHASED PROTECTION

Pricing and program details can be found on the Dealer Portal or by contacting the CPP hotline @ 1-866-606-1802. Not all models are eligible for CPP.

AGRICULTURAL EQUIPMENT

U.S. PRICE LIST

GRAIN HARVESTING - GRAND ISLAND/SASKATOON

PL-100 GH REVISION 42 REVISED

SAP PRICE LIST 017 C7

EFFECTIVE FEBRUARY 3, 2014

THIS IS A COMPLETE REVISION

This price list is intended for dealers with a GH contract only.

This Complete Revision includes new or revised information for 2014 Model Year, and replaces all prior price list revisions and price bulletins.

The prices included in this revision supersede any prices established prior to the effective date shown unless specifically identified in a price bulletin as superseding this price list.

NOTE: Dealers should retain prior price list pages for any discontinued machines or attachments remaining in inventory.

Copyright 2013 By



GENERAL INFORMATION

ADVANCE FREIGHT

Advance freight will be added to the machinery invoice as a separate net charge for machinery shipped from field locations or from other than specified Ex Works locations.

PRICES

Prices are Ex Works factory, where the goods are manufactured, except where noted. For detailed information concerning prices, please refer to your OPERATING GUIDE.

CONTENTS OF ORGANIZATION

CNH America LLC issues price lists and revisions covering each Case IH contract. The U.S. Price List is published in U.S. funds and the Canadian Price List is published in Canadian funds. Ensure that you are using the correct price list. U.S. or Canada is referenced at the top of each page and the Canadian price lists have a Maple Leaf on the price list cover page.

Freight, duty and sales taxes are NOT included in any wholegoods or attachment prices shown in the price list. Any appropriate freight, duty, Federal, State, and Provincial taxes will be added to the machinery invoice as separate net charges.

PROCEDURE

The price pages for each machine (or group of machines) lists both "Factory Supplied Options" and/or "Factory Supplied Attachments."

Each price list is comprised of the various machines sold under that contract. Each price book section has "Factory Supplied Options" and/or "Factory Supplied Attachments" price pages. When ordering and pricing a machine follow the ordering instructions listed for that machine. Attachments listed following the "Factory Supplied Attachments" heading are available for installation in the field.



GENERAL INFORMATION

DISTRIBUTION OF PRICE LISTS

Price lists and periodic price list revisions will be posted on the Dealer Portal, and distributed electronically when possible.

Printed copies of current price lists, index tabs and binders can be purchased from the Document Management Center (DMC). Orders should be placed only through the DMC web site link located on the Dealer Portal.

Document Management Center (DMC)
2205 Durand Avenue
Racine, WI 53403

DMC customer service:
(for inquiries - not to place orders)
(262)636-7540
Internal E-mail: #NA DMC ORDER CENTER

Complete U.S. Price List is PL-100
Complete Canadian Price List is PLC-100

Periodic price list revisions are usually accompanied by a cover sheet which carries instructions on price page changes and where to insert replacement or new price pages. The revisions are dated and are effective as of that date.



GRAIN HARVESTING - GRAND ISLAND / SASKATOON TABLE OF CONTENTS

AXIAL-FLOW® COMBINES

AXIAL-FLOW® 5140 COMBINE

Configuration Chart	1
Standard Features	2
Price List	5
Steering Axle Ballast Weight Requirements Chart	18
The Combinations Chart	19
Tread Setting Chart	20

AXIAL-FLOW® 6140 COMBINE

Configuration Chart	21
Standard Features	22
Price List	25
Steering Axle Ballast Weight Requirements Chart	38
Tire Combinations Chart	39
Tread Setting Chart	40

AXIAL-FLOW® 7140 COMBINE

Configuration Charts	41
Standard Features	43
Price List	46
Steering Axle Ballast Weight Requirements Chart	59
Tire Combination Chart	60
Tread Setting Chart	61
Parts Division Supplied Accessories for 88 and 30 Series Combines.....	62

AXIAL-FLOW® 7230 COMBINES

Configuration Charts	65
Standard Features	69
Price List	74
Factory Supplied Attachments	90
Steering Axle Ballast Weight Requirements Chart	91
Tire Combinations Chart	92
Tread Setting Chart	93

AXIAL-FLOW® 8230 COMBINES

Configuration Charts	95
Standard Features	101
Price List	106
Factory Supplied Attachments	122
Steering Axle Ballast Weight Requirements Chart	123
Tire Combinations Chart	124
Tread Setting Chart	125



GRAIN HARVESTING - GRAND ISLAND / SASKATOON TABLE OF CONTENTS

AXIAL-FLOW ® 9230 COMBINES

Configuration Charts	127
Standard Features	133
Price List	138
Factory Supplied Attachments	154
Steering Axle Ballast Weight Requirements Chart	155
Tire Combinations Chart	156
Tread Setting Chart	157
Configuration by Crop Chart	158
Parts Division Supplied Accessories	159



Axial-Flow 5140 Recommended Configuration
Wheat

<u>Code</u>	<u>Description</u>
	Base Unit - Axial-Flow 5140 Combine VERSION Corn, Soybeans, Cereal Grains, Edible Beans FEEDER DRIVE
425210	Standard feeder drive FEEDER AND HEADER DRIVE
425079	Standard feeder - 1 speed header drive w/o stone trap ROTOR TRANSITION CONE
722889	Standard for grain and corn ROTORS
722808	For small grains, corn, soybeans(4 separator bars) CONCAVES
722753	Grain, small wire (3/16" dia) heat treated GRATES
722758	Slotted ROTOR DISCHARGE
722761	Standard cut straw chopper RESIDUE SPREADING
722803	Straw spreaders - Dual disc. Curved bat UPPER SIEVES (CHAFFER)
722719	1-1/8 in. grain slat - Elec LOWER SIEVES (SHOE)
722731	1-1/8 in. adjustable slat - Elec CLEAN GRAIN ELEVATOR
722630	Standard-duty elevator w/inclined delivery auger GRAIN TANK
425470	250 bu. (8,800 L) tank with manual folding extensions GRAIN ELEVATOR UNLOADING AUGER
425329	base tube - 2.5 bu/sec unload rate OPERATOR'S CAB
425479	Deluxe Cab
425132	Pro 700 - Color Touch Screen OPERATOR'S SEAT
425187	Cloth bucket operator seat with air suspension RADIO AND SPEAKERS
425377	AM/FM/WB Radio w/ weatherband CAB ROOF LIGHTS
722811	Halogen stadium lighting (8 halogen lights) GROUND DRIVE
425296	35/37 ratio - 120 in. tread FRONT AXLE DRIVE TIRES
8306078	30.5L R32 LI170 (R1) DRIVE AXLE EXTENSIONS
X08001X	No Selection, for single drive tires at 120 in. & 137 in. OPERATOR PLATFORM EXTENSIONS
X05073X	No operator platform extension STEERING AXLE
722034	Non-Power Adjustable Steering Axle - 120 in. to 150 in. STEERING TIRES
8164008	480/70R30 LI152 (R1W) Tire Brand Preference
	Per your regional requirements. ADVANCED FARMING SYSTEMS
722611	Yield and moisture logging
712635	PC Software
425144	GPS Antenna receiver mount - Universal receiver mount.
	GPS Receiver
	AutoGuidance Ready
	ICM Controller
	Engine Accessories
722764	Engine block heater
	Air Compressor
	OTHER OPTIONS
	Trailer Hitch
722805	Accumulator
	Auto Float Control
722700	3 Rotating beacon lights - includes second grain bin level sensor
722736	Under panel service lights (6 lights - 2 RH, 2 LH & 2 engine) Operator's Manuals
	Manuals Autoguidance
	Manuals Operation

Axial-Flow 5140 Recommended Configuration
Corn/Soybeans

<u>Code</u>	<u>Description</u>
	Base Unit - Axial-Flow 5140 Combine VERSION Corn, Soybeans, Cereal Grains, Edible Beans FEEDER DRIVE
425210	Standard feeder drive FEEDER AND HEADER DRIVE
425087	Lateral tilt feeder w/2-speed header w/stone trap ROTOR TRANSITION CONE
722889	Standard for grain and corn ROTORS
722808	For small grains, corn, soybeans(4 separator bars) CONCAVES
722754	Corn & beans, large wire (1/4 in. wire dia.) GRATES
425390	Corn and rice (3/8 in. square bar) ROTOR DISCHARGE
722761	Standard cut straw chopper RESIDUE SPREADING
722803	Straw spreaders - Dual disc. Curved bat UPPER SIEVES (CHAFFER)
722723	1-5/8 in. Adj. corn slat - Elec LOWER SIEVES (SHOE)
722733	1-5/8 in. Adj. corn slat - Elec CLEAN GRAIN ELEVATOR
722630	Standard-duty elevator w/inclined delivery auger GRAIN TANK
425470	250 bu. (8,800 L) tank with manual folding extensions GRAIN ELEVATOR UNLOADING AUGER
425329	base tube - 2.5 bu/sec unload rate OPERATOR'S CAB
425479	Deluxe Cab
425132	Pro 700 - Color Touch Screen OPERATOR'S SEAT
425187	Cloth bucket operator seat with air suspension RADIO AND SPEAKERS
425377	AM/FM/WB Radio w/ weatherband CAB ROOF LIGHTS
722811	Halogen stadium lighting (8 halogen lights) GROUND DRIVE
425296	35/37 ratio - 120 in. tread FRONT AXLE DRIVE TIRES
8306078	30.5L R32 LI170 (R1) DRIVE AXLE EXTENSIONS
X08001X	No Selection, for single drive tires at 120 in. & 137 in. OPERATOR PLATFORM EXTENSIONS
X05073X	No operator platform extension STEERING AXLE
722034	Non-Power Adjustable Steering Axle - 120 in. to 150 in. STEERING TIRES
8164008	480/70R30 LI152 (R1W) Tire Brand Preference
	Per your regional requirements. ADVANCED FARMING SYSTEMS
722611	Yield and moisture logging
712635	PC Software
425144	GPS Antenna receiver mount - Universal receiver mount.
	GPS Receiver
	AutoGuidance Ready
	ICM Controller
	Engine Accessories
722764	Engine block heater
	Air Compressor
	OTHER OPTIONS
	Trailer Hitch
722805	Accumulator
	Auto Float Control
722700	3 Rotating beacon lights - includes second grain bin level sensor
722736	Under panel service lights (6 lights - 2 RH, 2 LH & 2 engine) Operator's Manuals
	Manuals Autoguidance
	Manuals Operation

**AXIAL-FLOW® 5140 COMBINE
US PRICE LIST**

Standard Equipment

ENGINE:

Diesel, 6 cylinder, 6.7L Case IH FPT,
265 SAE hp at 2100 rpm
Power rise - 33 hp
Peak Power 308 hp at 2000 rpm
Electronically controlled fuel injection
Engine inlet air grid heater
Includes turbo-charger and
air-to-air intercooler
Complies with EPA Emissions
Requirements - Tier 4A with Selective
Catalytic Reduction (SCR)
Low idle fuel saver of 600 rpm
250 gallon (950 liter) fuel tank
43.5 gallon (166 liter) DEF tank
40.8 gallons (156 liter) of usable DEF
Key switch fuel/engine shut-off
Water separator fuel filter and fuel
cooler
Water- in fuel sensor
Air filter - dual stage, dry type
w/aspirated pre-cleaner and in-cab
service indicator
200 AMP alternator
Two 12 volt batteries - 950 CCA each
Side mounted engine air screen with
Power Clean evacuation system
Radiator, in-line core with
de-aeration reservoir
Engine coolant and conditioner
Muffler

CHASSIS:

Composite, hinged trim panels with
transport locking pins
Tool box
Tie down shipping points
Chassis rear tow points
Back up safety alarm
Service platforms
Right front service ladder
(2) 10 lb. dry chemical
(ABC) fire extinguishers

ADVANCED FARMING SYSTEMS:

Pre-wired for AFS yield and moisture
sensors, and GPS antenna
AFS Pro 700 Display
Interface for AFS AccuGuide, ACS and
Yield and Moisture Monitoring
AFS Desktop software for PC

HYDRAULICS:

Closed center system: header lift, reel
lift, unloader swing and steering
Open center system: reel drive,
unloader engage, feeder and
separator engage and power brakes
Electro-hydraulic control system for
separator, feeder, unloader swing,
unloader engage, reel raise/lower,
reel fore/aft and header lift
Single point/single lever header
multi-coupler

FEEDER:

Single lever header quick attach
Undershot - slatted with friction drive
slip clutch
Feeder reverser, electrically controlled,
hydraulic
Three strand roller chain w/bolted slats
Feeder silencer ready
(2) 2.95 inch (75 mm) diameter
lift cylinders

CLEANING:

Auger bed with 5 extended wear
augers and single point cleanout
control
Cross Flow™ cleaning fan - includes
low air flow adjustment for grass
seeds, variable speed with cab
controls, 450/1250 RPM
Left side fan air inlet shield/screen
Fan air inlet bottom shield/screen
Residue discharge dual speed
External sieve adjustment
(chaffer center section and shoe)

**AXIAL-FLOW® 5140 COMBINE
US PRICE LIST**

Standard Equipment

OPERATOR'S CAB:

GENERAL

Tinted glass with front sun visor
 Right side full view service door
 Tilt open rear window
 Center dome light and right console light
 Cab exit delay lighting
 Tilting steering column, floor and upper pivot with telescopic steering wheel.
 Deluxe windshield wiper single blade
 Adjustable right console, floats with seat
 Air suspension seat w/seat belt, lumbar adjustment, fore/aft isolator, operator's presence switch and adjustable LH arm rest
 Under seat storage.
 Padded instructor seat w/storage compartment and seat belt
 Beverage holders
 Automatic temperature control with heater/defroster and air conditioner
 AM/FM weather band radio with two speakers
 Mounting and power supply for electronic equipment and accessories
 Alert horn
 Pressurizer fan
 Pivot forward ladder w/flexible lower step
 Black molded floor mat.
 Coat hook

INSTRUMENTATION AND CONTROLS

Variable recirculation fan
 Multifunctional propulsion control lever: feeder raise/lower, reel raise/lower and fore/aft, header height resume, unloader swing, unloader engagement, feeder/header emergency stop, shift function

OPERATOR'S CAB: (continued)

POWER OUTLETS

4 - 12 volt DC outlets
 1 - 3 Pin switched and unswitched on key panel
 1 - Access to switched power on right side B post for aux video displays and other add-on equipment.

INSTRUMENTATION AND CONTROLS

Instrumentation package (back lighted):
 ground speed, engine speed, fan speed, rotor speed, shaft speed monitor (8 function), engine low RPM warning, hydraulic reservoir oil level, hydraulic oil temperature warning, unloader on/out indicators, engine and separator hour meter, auto feeder cutoff, diagnostic and troubleshooting functions, area counter, low fuel warning, grain scan monitor, header cutting height indicator
 Engine power indicator
 Roading hydraulic safety lockout
 Unloader engage
 Unloader swing
 Separator engage
 Feeder/header engage
 Auto header height control with fine adjust and 2 height settings plus headland setting
 Electronically controlled header raise/lower rates
 Automatic reel speed control
 Electric park brake control
 Electric concave clearance adjustment w/position display
 Electronic tailings volume monitor
 Electronic header recognition
 Service interval reminders
 Separator trip hour meter
 Adjustable alarm volume

**AXIAL-FLOW® 5140 COMBINE
US PRICE LIST**

Standard Equipment

TRANSMISSION, BRAKES AND**FINAL DRIVES:**

3 speed hydrostatic drive
Hydraulic power disc brakes
Electronically controlled, mechanically applied park brake
Heavy-duty final drives with 12/73 gears

THRESHING AND SEPARATING ROTOR:

30 in. diameter AFX rotor
3 speed ranges with variable speed electric control in each range, 250-1125 RPM, enhanced rotor drive components
Adjustable transport vanes

CONCAVES:

3 section bar and wire
Electronic in-cab position control

GRATES:

3 section

GRAIN HANDLING:

Grain tank capacity: 250 bushels
Unloading rate: 2.5 bushels/second
Quick raise and lower grain tank extensions
Foldable bubble up auger
Adjustable grain tank level sensor
Unloading auger spill saver
Operator deck grain tank sample access
Grain tank front window
No tools required grain tank cross auger cover adjustment
Unloader clutch hydraulically controlled
Spring loaded 2 speed chain drive for clean grain elevator
Clean Outs:
Clean grain and tailings auger drop-out troughs
Clean grain elevator boot

GRAIN HANDLING (continued):

Front and rear grain tank cross auger trough access covers (right hand side)
Vertical unload auger door

GAUGES:

Fuel level, coolant temperature, DEF level

TAILLIGHTS AND AUDIBLE ALARM:

Engine oil pressure, charging system warning indicator
Parking brake engage/low pressure
Coolant temperature
Grain tank full
Engine intake manifold air temperature
Engine air filter
Transmission shift
Low level DEF warning

LIGHTING:

ASAE standard road lighting
8 halogen headlights (6 flood, 2 distance hi/low)
Work lights (1 grain tank, 1 unloader)
2 tail, 4 combination amber flashing and turn signals
2 under cab after cut lights
2 rear work lights
2 mirror mounted side finder lights
Portable service light, magnetic base, with (4) combine connection points

MAXIMUM HEADERS:

Grain Head - 30 ft. (9.1 m)
Grain Head Flex - 30 ft. (9.1 m)
Draper Head - Rigid - 30 ft. (9.1 m)
Draper Head - Flex - 30 ft. (9.1 m)
Corn Head (30 in.), 8-row
Chopping Corn Head (30 in.), 6-row
Factory authorized chopping head (30 in.), 6-row



**AXIAL-FLOW® 5140 COMBINE
US PRICE LIST**

Models

COMMERCIAL MODEL	MODEL	Weight	Factory Data	List Price
AF 5140 COMBINE	AF MRR COMB	40,000 LB		\$323,774.00

Factory Supplied Options

Order Code	Description	Weight	Factory Data	List Price
------------	-------------	--------	--------------	------------

FEEDER DRIVE

SD_C6602 FEEDER DRIVE

425210	Standard feeder drive			No Charge
--------	-----------------------	--	--	-----------

FEEDER ROCK PROTECTION AND CONVEYOR

SD_C6504 FEEDERS

Without Stone Trap				
425081	Lateral tilt feeder - 1 speed header drive			(\$4,002.00)
425082	Lateral tilt feeder - 2 speed header drive - recommended for corn			(\$1,441.00)
With Stone Trap				
425086	Lateral tilt feeder- one speed header drive with stone trap, and Terrain Tracker® control			(\$2,564.00)
425087	Lateral tilt feeder- two speed header drive with stone trap, and Terrain Tracker® control recommended for corn			No Charge
Hillside Ready Feeders				
425125	Feeder w/ "Hillco" header tilt With stone trap, single speed header drive and "Hillco" header tilt. Must order Hillside attachment from Hillco Inc.			(\$4,504.00)
425126	Feeder w/ "Hillco"-2 speed Stone trap header drive. Must order Hillside attachment from Hillco Inc.			(\$2,038.00)

**AXIAL-FLOW® 5140 COMBINE
US PRICE LIST**

ROTOR TRANSITION CONE / EXTENDED WEAR COMPONENTS

SD_C7034 INFEED / TRANSITION

	722889	Rotor transition cone-standard for grain and corn		No Charge
	722888	Rotor transition cone-extended Extended wear for abrasive crop conditions.		\$2,264.00

ROTORS

SD_C7040 ROTORS

	722808	Std. wear rotor w/4 bars for small grains, corn, soybeans, 4 separator bars over grates		No Charge
	722885	Extd. wear rotor w/4 bars for grain, corn, soybeans and edible beans Includes chrome alloy rasp bars and 4 straight separator bars and hardfaced flighting.		\$2,713.00
	425127	Ext wear small tube C/B rotor Small tube rotor for tough soybean conditions and can be used in corn. Corn/bean configuration includes 10 spiked rasp bars and 10 modular separator bars in separating area.		\$4,671.00
	425436	Ext wear small tube grn rotor Small tube rotor for tough straw conditions. Small grain configuration includes 10 spiked rasp bars in separating area.		\$4,582.00

CONCAVES

SD_C7020 CONCAVES FACTORY INSTALLED

	722753	Sm wire, 3/16 in.-heat treated for small grain		\$946.00
	722809	Sm wire, 3/16 in. w/int. bars for small grain, heat treated, with interrupter bars		\$1,049.00
	722754	Large wire, 1/4 in. for corn and soybeans		No Charge
	722755	Lg wire, 1/4 in.- heat treated Extended wear for high volume corn, rice, and abrasive crops		\$676.00
	425109	Round bar - high moisture corn optional for corn and soybeans, updated bar spacing similar to 230 Series		\$893.00

**AXIAL-FLOW® 5140 COMBINE
US PRICE LIST**

GRATES

SD_C7032 GRATES

	425390	Grate, 3/8 in. square bar		No Charge
	722758	Slotted for small grains		(\$73.00)

UPPER SIEVES

SD_C7532 UPPER SIEVES

Elec In-cab/ Elec Sieve Adj.				
	722719	1-1/8 in. grain slat - Elec		\$89.00
	722723	1-5/8 adj. corn slat - Elec		No Charge
	722725	1-5/8 adj. closz slat - Elec		(\$6.00)
	722721	1-1/8 Peterson sieve - Elec		\$449.00

LOWER SIEVES

SD_C7517 LOWER SIEVES

Electronic In-cab/ Elec Sieve				
	722733	1-5/8 in. closz slat - Elec for high yield, high moisture corn		No Charge
	722731	1-1/8 in. grain slat -Elec		\$89.00

GRAIN ELEVATOR AND DELIVERY AUGERS

SD_C7902 ELEVATOR

	722630	Standard-duty elevator with inclined delivery auger		No Charge
	722632	Extended wear elevator with inclined delivery auger Recommended for abrasive crop conditions. Includes stainless steel elevator housing and bubble up auger tube.		\$6,342.00

GRAIN TANK EXTENSIONS

SD_C8201 GRAIN TANK

250 Bushel Grain Tank				
	425470	Grain tank std - manual fold 250 bu. grain tank with manual folding extensions		No Charge

**AXIAL-FLOW® 5140 COMBINE
US PRICE LIST**

	425471	Grain tank std-elec fold ext. 250 bu. grain tank with In-cab electric folding extensions		\$3,234.00
	425472	Grain tank std-elec fold cover 250 bu. grain tank with In-cab electric folding covers		\$3,998.00
300 Bushel Grain Tank				
	425466	Grain tank lrg - manual fold 300 bu. grain tank with manual folding extensions		\$823.00
	425467	Grain tank lrg-elec fold cover 300 bu. grain tank with In-cab electric folding covers		\$4,059.00
	425494	Grain tank lrg-elec fold ext.. 300 bu. grain tank with In-cab electric folding extensions		\$4,823.00

GRAIN TANK UNLOADING AUGER

SD_C8402 UNLOADING AUGER				
For 25 ft. Headers and Smaller				
	425329	Base tube standard wear - for 25 ft. header and smaller		No Charge
	722740	Perf. base tube perforated tube - for 25 ft. header and smaller		\$188.00
	425330	Extd wear base tube extended wear - for 25 ft. header and smaller		\$1,050.00
For 30 ft. Headers				
	425312	Base tube w/36 in. ext. standard wear - for 30 ft. header		\$588.00
	425314	Perf. base tube w/36 in. ext. perforated tube - for 30 ft. header		\$726.00
	425313	Extd wear tube w/36 in. ext. extended wear - for 30 ft. header		\$2,070.00

ADVANCED FARMING SYSTEM (C7)

SD_25016 MONITOR				
	722988	Large color touch screen AFS Pro 700 Display - includes display, mounting bracket and wiring. Display mounted to right hand console.		No Charge

ROTOR DISCHARGE

SD_C8701 BEATER / CHOPPER INTERNAL				
	722761	Standard cut straw chopper		No Charge
	425115	3 Blade discharge beater with spring loaded grate		(\$2,780.00)

**AXIAL-FLOW® 5140 COMBINE
US PRICE LIST**

RESIDUE SPREADERS

STRAWHOOD ATTACHMENTS

SD_C8708 STRAWHOOD ATTACHMENTS

	722803	Straw spreaders dual disc, curved bat		No Charge
	722804	Dual disc with chaff spreaders dual disc, curved bat, straw spreaders with additional 2 disc chaff spreaders		\$3,234.00

OPERATOR'S CAB

SD_05010 OPERATOR'S CAB

	425357	Deluxe_cab Includes manual mirrors, poly vinyl steering wheel, covered B-posts includes telescoping steering wheel, operator foot-rests, cooled/heated beverage compartment, storage drawer under operator's seat, six power outlets/access for accessory electronic equipment and molded floor mat. Pro 700 Display and smart phone cradle. Instructor's seat with under seat storage.		No Charge
	425358	Luxury_cab All Deluxe Cab Features with the addition of Heated-Electric Remote Mirrors, Leather Wrapped Steering Wheel, Three Storage Bins behind Operator's Seat, Five Storage Shelves LH/RH "B-Posts," Portable Refrigerator, LH/Rear Window Shades.		\$2,185.00

OPERATOR'S SEAT

SD_05129 OPERATOR'S SEAT

	425187	Cloth bucket operator seat		No Charge
	425188	Leather operator seat Heated, red leather, operator seat, red leather instructor seat		\$1,729.00
	425376	Lthr positive response seat Heated, red leather operator seat, red leather instructor seat, Semi- active air suspension recommended for tracks		\$2,334.00

**AXIAL-FLOW® 5140 COMBINE
US PRICE LIST**

RADIO AND SPEAKERS

SD_05078 RADIO AND SPEAKERS

	722650	AM/FM weather band radio 2 speaker system with weather band, 3.5mm aux jack on radio		No Charge
	425377	AM/FM/WB/Bluetooth radio 4 speaker system with weather band, 3.5mm aux. input and Bluetooth capable radio with mic.		\$676.00

CAB ROOF LIGHTS

SD_06029 LIGHTS

	722811	Halogen stadium lighting Halogen lights		No Charge
	722810	HID stadium lighting Halogen and 2 HID lights		\$1,827.00
	425213	High definition HID lighting 6 HID lights		\$3,996.00

SD_06066 LIGHTING

	X06066X	No Lighting Selection		No Charge
	415321	Distance Lights Includes 2 additional LED lights, located on LH and RH mirror brackets.		\$1,015.00

GROUND DRIVE

SD_08018 TRACTION

	425296	35/37 ratio for 30.5 and 800/65 tires (codes 8306078 and 8367008) Replaces 37/35 transmission but with increased tractive effort.		No Charge
	425297	35/37 ratio with 2-speed motor for 30.5 and 800/65 tires (codes 8306078 and 8367008) Two speed motor will give higher field and transport speeds. Replaces 37/35 transmission but with increased tractive effort.		\$2,316.00
	425300	33/39 ratio for large single and dual tires Replaces 34/38 transmission but with increased tractive effort.		No Charge
	425301	33/39 ratio with 2-speed motor for large single and dual tires Two speed motor will give higher field and transport speeds. Replaces 34/38 transmission but with increased tractive effort.		\$2,316.00

**AXIAL-FLOW® 5140 COMBINE
US PRICE LIST**

FRONT AXLE DRIVE TIRES

SD_09011 TRACTION WHEELS

Single Drive Tires				
8306078	30.5L R32, LI170 R1 Firestone and Goodyear For 6140 and 7140 - This tire is not available with 52 in. extension unloading augers (codes 722983, 425078 or 425077).			No Charge
8300378	800/70R38 LI181A8 R1W Firestone and Goodyear only Requires 33/39 transmission Increased load index to allow a wider range of header capability			\$2,700.00
8368008	900/60R32 LI176 R1W Goodyear, Michelin and Mitas			\$3,032.00
8358009	900/60R32 LI176 R1 Firestone only			\$2,359.00
8365008	900/65R32 LI178 R2 Firestone and Goodyear Requires 33/39 transmission			\$4,930.00
8372108	76 x 50.00-32 16PR HF3 Flotation tires - Firestone only Requires 33/39 transmission			\$20,493.00
8300318	Rims only, less 900 tires with mounting hardware			(\$4,530.00)
Dual Drive Tires				
8301218	480/80 R42-18.4R42-LI153 R1 Firestone only			\$7,449.00
8301208	480/80 R42-18.4R42-LI153 R1W Firestone and Goodyear			\$7,996.00
8300028	520/85R38 LI155 R1 TL Firestone and Goodyear			\$6,986.00
8300078	520/85R42 LI157A8 R1-Duals Firestone and Goodyear Requires 33/39 transmission			\$8,371.00
8300088	520/85R42 LI157A8 R1W-Duals Firestone, Goodyear and Michelin Requires 33/39 transmission			\$8,817.00
8300098	520/85R42 LI157A8 R2-Duals Firestone and Goodyear Requires 33/39 transmission			\$6,699.00
8384038	620/70R42 160A8 R1W Firestone, Goodyear, and Michelin Requires 33/39 transmission			\$12,272.00

**AXIAL-FLOW® 5140 COMBINE
US PRICE LIST**

	8300198	Rims only, less 520/620 with mounting hardware, less 520/620 Dual tires		(\$1,216.00)
	8319008	No drive tires taken available for Hillside Ready Combine		(\$7,222.00)

FRONT DRIVE AXLE EXTENSIONS

SD_08001 AXLE EXTENSION

	X08001X	No axle extensions for single drive tires at 120 in. and 137 in. tread settings. Required for Hillco Ready Combine		No Charge
	415027	11 in. axle extension for 120 in. / 180 in. tread settings for dual drive tires in 30 in. rows. Provides 142 in. tread setting with single drive tires dished in and 146 in. tread setting with 76 x 50.00 - 32 flotation tires. Shipped loose.		\$3,386.00

OPERATOR PLATFORM EXTENSIONS

SEE TIRE ORDERING GUIDE IN THE BACK OF THE PRICE LIST

SD_05073 OPERATOR PLATFORM EXTENSIONS

	415300	Single tire op platform ext 16.3 in./415 mm platform ext. Required for all single drive tires except 76x50 flotation		No Charge
	415301	Two platform extensions 16.3 in./415 mm platform ext. Required with duals or 76x50 flotation tires		\$1,723.00

STEERING AXLES

SD_12005 STEERING AXLE

	722034	Non-power adj. steering axle 120 in. to 150 in. tread setting		No Charge
	425163	2 Speed Powered Rear Axle 120 in. to 150 in. tread setting		\$20,176.00

STEERING TIRES

SD_13004 STEERING TIRES

	8164008	480/70R30 LI152 R1W Goodyear and Firestone		No Charge
--	---------	--	--	-----------

**AXIAL-FLOW® 5140 COMBINE
US PRICE LIST**

	8100198	600/65R28 LI154A8 R1W Goodyear, Firestone, Michelin and Mitas		\$1,084.00
	8171008	28L-26, 12PR R1 Goodyear and Firestone		\$1,921.00
	8178008	28L-26, 12PR R2 Goodyear and Firestone		\$3,578.00
	8100009	Steering tires/whls not taken		(\$3,905.00)
	8100328	Rims only, w/mounting hardware less tires - for 600/65 R28 tires		(\$2,571.00)

TIRE BRAND PREFERENCE

SD_16045 TIRE BRAND

	X16045X	No tire brand selection		No Charge
	722734	Firestone		\$1,218.00
	722735	Goodyear		\$645.00
	425108	Michelin		\$2,653.00
	425378	Mitas		\$645.00

ADVANCED FARMING SYSTEM

SD_27011 AUTOGUIDANCE NAV II

	X27011X	No Guidance Nav II controller		No Charge
	425137	AutoGuidance Nav II controller Requires AFS AccuGuide ready combine, AccuGuide operator manual		\$5,408.00

SD_27021 GPS RECEIVER MOUNT

	425144	GPS antenna receiver mount AFS universal grain tank extensions receiver mount - for use with AFS 162, AFS 262 or AFS 372 antenna receivers		No Charge
--	--------	--	--	-----------

SD_27022 GPS ANTENNA/RECEIVER

	X27022X	No GPS receiver		No Charge
	425246	162 GPS Antenna receiver WAAS/EGNOS signal only - for yield mapping. Requires antenna receiver mounting package code 425144. Additional unlock code required to operate AFS AccuGuide and is purchased separately through CNH Precision Farming Store.		\$1,185.00
	425510	372 Antenna receiver - WAAS Factory Installed Auto Guidance Precision Farming Includes: Antenna / 372 Receiver WAAS for yield mapping. Requires antenna receiver mounting package code 425144.		\$3,245.00

**AXIAL-FLOW® 5140 COMBINE
US PRICE LIST**

	425504	372 GPS Receiver- Omni HP/XP Factory Installed Auto Guidance Precision Farming Includes: Antenna / 372 Receiver WAAS, GLONASS, Omni Star HP/XP for yield mapping. Receiver can be upgraded to RTK. RTK radio sold separately. Requires antenna receiver mounting package code 425144.		\$5,745.00
--	--------	---	--	------------

SD_27032 PC SOFTWARE

	712635	Desktop software for PC AFS Desktop Software - includes 1- year service agreement. Required to analyze yield data for either yield mapping or data logging.		No Charge
	X27032X	No desktop software		(\$828.00)

SD_27035 PF PACKAGE

	722611	Yield and moisture logging AFS - includes sensors, wiring, brackets and external storage device.		No Charge
--	--------	--	--	-----------

SD_27047 AUTOGUIDANCE

	425462	No guidance system		No Charge
	425136	Autoguide ready AFS AccuGuide ready combine - includes steering sensor, electronic steering valve, steering manifold, hydraulic hoses, Nav II controller mounting bracket and all wiring. Requires AFS grain tank receiver mount 425144.		\$6,834.00

SD_27056 ICM CONTROLLER

	X27056X	No ICM controller		No Charge
	425463	ICM controller Control Module - Required for AutoGuidance and RowGuide		\$288.00

ENGINE ACCESSORIES

SD_02009 ENGINE AIR COMPRESSOR

	X02009X	No engine air compressor		No Charge
	722525	Engine air compressor Engine driven air compressor system - 7 cfm @ 1,000 RPM/14 cfm @ 2,000 RPM - with 16 gallon pressure tank, 4 outlet points located around the combine and a 20 ft. air hose		\$2,934.00

SD_02071 ENGINE COOLANT HEATER

	722764	Engine block heater		No Charge
	X02071X	No engine coolant heater		(\$269.00)



**AXIAL-FLOW® 5140 COMBINE
US PRICE LIST**

OTHER OPTIONS

CAB ACCESSORIES

SD_05123 WINDSHIELD WASHER

	X05123X	No windshield washer		No Charge
	425061	Windshield washer		\$289.00

HYDRAULIC EQUIPMENT

SD_C5201 ACCUMULATORS

	722805	Ride control accumulator Feeder lift circuit		No Charge
	XC5201X	No Accumulators		(\$977.00)

SD_C5202 AUTO FLOAT CONTROL

	XC5202X	No header float control		No Charge
	722672	Header float control for rigid headers cutting on the ground. Requires Ride Control Accumulator, code 722805.		\$278.00

ADDITIONAL ITEMS

SD_06050 UNDER SHIELD LIGHT

	722736	Under panel service lights 6 lights - 2 RH, 2 LH and 2 engine deck		No Charge
	X06050X	No under shield light kit		(\$1,001.00)

SD_30001 BEACONS

	722700	Rotating beacon lights 3 rotating beacon lights Includes second grain bin level sensor. Automatically turns on when grain tank sensor is activated to alert grain cart driver.		No Charge
	425493	No Beacons 425493		(\$520.00)

SD_41038 TRAILER HITCH

	X41038X	No trailer hitch		No Charge
	722520	Trailer hitch		\$1,133.00

SD_E5114 SEA GUARD

	XE5114X	No Protective coating		No Charge
	461011	Protective coating		\$281.00

**AXIAL-FLOW® 5140 COMBINE
US PRICE LIST**

LOOSE ACCESSORIES

CONCAVES

SD_C7011 C/B CONCAVES FI

		XC7011X	No C/B concaves FI		No Charge
		712441	Large wire 1/4 in. diameter Front concave section only		\$1,026.00

SD_C7022 CORN CONCAVE FI

		XC7022X	No corn concave		No Charge
		712508	Large wire-1/4 in. diameter Set of 2, second and third		\$1,890.00

SD_C7038 RB/FB CONCAVES

		XC7038X	No Concave		No Charge
		712451	Round Bar Concaves Fi Set of 3		\$2,063.00

SD_C7045 SMALL WIRE CONCAVES

		XC7045X	No concave		No Charge
		712440	Small wire 3/16 in. diameter Heat treated, front concave section only		\$1,063.00

SD_C7046 SLOTTED CONCAVES

		XC7046X	No slotted concaves		No Charge
		712615	Package, slotted concaves for edible beans, full set of 3 concaves		\$1,970.00

SD_C7051 SMALL GRAIN CONCAVE

		XC7051X	No small grain concave		No Charge
		712613	Small wire 3/16 in. diameter Set of 2 second and third - heat treated		\$2,180.00

GRATES

SD_C7018 GRATES

		XC7018X	No selection No grates		No Charge
		415263	Grate square bar, set of 3, FI 3/8 in. square bar grates, set of 3		\$1,429.00

SD_C7047 SLOTTED GRATES

		XC7047X	No slotted grates		No Charge
		415265	Grates slotted, set of 3, FI		\$1,248.00

**AXIAL-FLOW® 5140 COMBINE
US PRICE LIST**

CLEAN GRAIN

SD_C7904 PERFORATED TROUGH

		XC7904X	Grain storage		No Charge
		712557	Perf. clean grain/tailings Perforated troughs and clean grain elevator boot door - Includes perforated panel for clean grain and tailings cross auger troughs and perforated clean grain elevator boot door.		\$857.00

CLEANING SYSTEM

SD_C7514 GRAIN PAN HILL DIVIDER

		XC7514X	No grain pan dividers		No Charge
		415025	grain pan dividers 5 pieces in total		\$312.00

SPECIAL EQUIPMENT

SD_02011 ROTARY DUSTSCREEN BRUSH

		X02011X	No rotary screen brush		No Charge
		712209	Rotary screen brush internal air screen brush for corn sucrose		\$710.00

ADDITIONAL OPERATOR'S MANUAL

SD_47048 MANUALS AUTOGUIDANC

		X47048X	No AutoGuidance manual		No Charge
		415149	AutoGuidance manual - English		No Charge
		415150	AutoGuidance manual-French CAN		No Charge
		415151	AutoGuidance manual-Spanish NA		No Charge

SD_47083 OPERATOR'S MANUAL

		712515	English Manual for N.A.		No Charge
		712516	French Manual 712516		No Charge



**AXIAL FLOW 5140
STEERING AXLE BALLAST WEIGHT REQUIREMENTS**

Header Style	Size (in feet)	ASA Axle	PRA Axle
		Weight (lbs.)	Weight (lbs.)
2010 Grain Heads	20	0	0
	25	0	0
	30	0	0
3016 Pick Header	15	0	0
3020 Flex Header	20	0	0
	25	0	0
	30	0	0
3152 Draper (Heavy-duty)	25	0	0
	30	0	0
3162 Flex Draper (Heavy-duty)	30	0	0
4400 Series Corn Head	6 R	0	0
	8 R	0	0
4400 Series Corn Head Chopping	6 R	0	0
	8 R	0	0

Use cast iron weights on rear wheels or fluid in rear tires to ballast steering axles



Ordering Guide - Tire Combinations
Axial-Flow 5140,6140,7140 Combines

Recommended Front / Rear Tire Combination w/ Non-Powered Guide Axle	Front Tire Tread Setting		
	120"	132"	142" / 180"
Drive Tire			
Single Drive Tire			
30.5LR32 R1	A	A	A
800/65R32 R1W	A,C	A,C	A,C
800/70R38 R1W		B,C	B,C,D,E
900/60R32 R1, R1W		C	A,B,C
900/65R32 R2		C	C,D,E
76X50.00-32 HF3			B,C,D,E
Dual Drive Tire			
520/85R38 (20.8R38) R1			120" / 180" A,B,C,D
480/80R42 (18.4R42) R1, R1W			A,B,C,D
520/85R42 (20.8R42) R1, R1W			B,C,D
520/85R42 R2			E
620/70R42 R1W			C,D,E

Recommended Front / Rear Tire Combination w/ Powered Guide Axle	Front Tire Tread Setting		
	120"	132"	142" / 180"
Drive Tire			
Single Drive Tire			
30.5LR32 R1	A	A	A
800/65R32 R1W	A,C	A,C	A,C
800/70R38 R1W		B,C	B,C,D,E
900/60R32 R1, R1W		C	A,B,C
900/65R32 R2		C	C,D,E
76X50.00-32 HF3			B,C,D,E
Dual Drive Tire			
520/85R38 (20.8R38) R1			120" / 180" A,B,C,D
480/80R42 (18.4R42) R1, R1W			A,B,C,D
520/85R42 (20.8R42) R1, R1W			B,C,D
520/85R42 R2			E
620/70R42 R1W			C,D,E

Guide Tire Options	Chart Code	Min. Rear Tire Tread Width	
		Non-PGA	PGA
19.5L-24 R4	A	123"	NA
480/70R30 R1W	A	120"	125"
540/70R30 R1W	B	120"	125"
VF 620/70R26 R1W	B	120"	125"
600/65R28 R1W	C	121"	139"
28L-26 R1	D	139"	151"
28L-26 R2	E	139"	146"

Preferred tire combination are in bold.



Tire Ordering Guide - Maximum Header Size and Tread Setting
Axial-Flow 5140 Combine

Minimum Drive Tire	Maximum Header Size								Tread Setting									
	3016	2010 / 3020	2142	2152 / 3152*	3400 / 4400	4400 chopping	120"	134"	142"	120" / 180"	120"	134"	142"	120" / 180"				
	Wheels Dished In	Wheels Dished Out	Wheels Dished In	Wheels Dished Out	Wheels Dished In	Wheels Dished Out	Wheels Dished In	Wheels Dished Out	Wheels Dished In	Wheels Dished Out	Wheels Dished In	Wheels Dished Out	Wheels Dished In	Wheels Dished Out				
Single Drive Tire																		
30.5LR32 170A8 R1	16'	20'	NR	NR	6R30	6R30	0	0	11"	N/A	16"	16"	32"	N/A				
800/65R32 172A8 R1W	16'	30'	30'	NR	8R30	8R30	0	0	11"	N/A	16"	16"	32"	N/A				
800/70R38 181A8 R1W	16'	30'	30'	30'	8R30	8R30	0	0	11"	N/A	16"	16"	32"	N/A				
900/60R32 176A8 R1, R1W	16'	30'	30'	30'	8R30	8R30	0	0	11"	N/A	16"	16"	32"	N/A				
900/65R32 178A8 R2	16'	30'	30'	30'	8R30	8R30	N/A	0	11"	N/A	N/A	16"	32"	N/A				
76X50.00-32 16PR HF3	16'	30'	30'	30'	8R30	8R30	N/A	N/A	11"	N/A	N/A	N/A	32"	N/A				
Dual Drive Tire																		
520/85R38 (20.8R38) L1155 R1	16'	30'	30'	30'	8R30	8R30	N/A	N/A	N/A	11"	N/A	N/A	N/A	32"				
480/80R42 (18.4R42) L1153 R1, R1W	16'	30'	30'	30'	8R30	8R30	N/A	N/A	N/A	11"	N/A	N/A	N/A	32"				
R2	16'	30'	30'	30'	8R30	8R30	N/A	N/A	N/A	11"	N/A	N/A	N/A	32"				
620/70R42 L1155 R1W	16'	30'	30'	30'	8R30	8R30	N/A	N/A	N/A	11"	N/A	N/A	N/A	32"				

* WITHOUT SLOW SPEED TRANSPORT PACKAGE

Axial-Flow 6140 Recommended Configuration Wheat

<u>Code</u>	<u>Description</u>
	Base Unit - Axial-Flow 6140 Combine VERSION Corn, Soybeans, Cereal Grains, Edible Beans
	FEEDER DRIVE
425210	Standard feeder drive
	FEEDER AND HEADER DRIVE
425079	Standard feeder - 1 speed header drive w/o stone trap
	ROTOR TRANSITION CONE
722889	Standard for grain and corn
	ROTORS
722808	For small grains, corn, soybeans(4 separator bars)
	CONCAVES
722753	Grain, small wire (3/16" dia) heat treated
	GRATES
722758	Slotted
	ROTOR DISCHARGE
722761	Standard cut straw chopper
	RESIDUE SPREADING
722803	Straw spreaders - Dual disc. Curved bat
	UPPER SIEVES (CHAFFER)
722719	1-1/8 in. grain slat - Elec
	LOWER SIEVES (SHOE)
722731	1-1/8 in. adjustable slat - Elec
	CLEAN GRAIN ELEVATOR
722630	Standard-duty elevator w/inclined delivery auger
	GRAIN TANK
425466	300 bu. (10,500 L) tank with manual folding extensions
	GRAIN ELEVATOR UNLOADING AUGER
722983	base tube w/52" ext. - 3.2 bu/sec unload rate
	OPERATOR'S CAB
425479	Deluxe Cab
425132	Pro 700 - Color Touch Screen
	OPERATOR'S SEAT
425187	Cloth bucket operator seat with air suspension
	RADIO AND SPEAKERS
425377	AM/FM/WB Radio w/ weatherband
	CAB ROOF LIGHTS
722811	Halogen stadium lighting (8 halogen lights)
	GROUND DRIVE
425296	35/37 ratio - 120 in. tread
	FRONT AXLE DRIVE TIRES
8358009	900/60R32 L1176 (R1) Firestone
	DRIVE AXLE EXTENSIONS
X08001X	No Selection, for single drive tires at 120 in. & 137 in.
	OPERATOR PLATFORM EXTENSIONS
712457	10" extension
	STEERING AXLE
722034	Non-Power Adjustable Steering Axle - 120 in. to 150 in.
	STEERING TIRES
8100198	600/65R28 L1154A8 R1W
	Tire Brand Preference
	Per your regional requirements.
	ADVANCED FARMING SYSTEMS
722611	Yield and moisture logging
712635	PC Software
425144	GPS Antenna receiver mount - Universal receiver mount.
	GPS Receiver
	AutoGuidance Ready
	ICM Controller
	Engine Accessories
722764	Engine block heater
	Air Compressor
	OTHER OPTIONS
	Trailer Hitch
722805	Accumulator
XC5202X	Auto Float Control
722700	2 Rotating beacon lights - includes second grain bin level sensor
722736	Under panel service lights (6 lights - 2 RH, 2 LH & 2 engine)
	Operator's Manuals
	Manuals Autoguidance
	Manuals Operation

Axial-Flow 6140 Recommended Configuration Corn/Soybeans

<u>Code</u>	<u>Description</u>
	Base Unit - Axial-Flow 6140 Combine VERSION Corn, Soybeans, Cereal Grains, Edible Beans
	FEEDER DRIVE
425211	Heavy Duty feeder drive
	FEEDER AND HEADER DRIVE
425087	Lateral tilt feeder w/2-speed header w/stone trap
	ROTOR TRANSITION CONE
722889	Standard for grain and corn
	ROTORS
722886	For small grains, corn, soybeans(8 separator bars)
	CONCAVES
722754	Corn & beans, large wire (1/4 in. wire dia.)
	GRATES
425390	Corn and rice (3/8 in. square bar)
	ROTOR DISCHARGE
722761	Standard cut straw chopper
	RESIDUE SPREADING
722803	Straw spreaders - Dual disc. Curved bat
	UPPER SIEVES (CHAFFER)
722723	1-5/8 in. Adj. corn slat - Elec
	LOWER SIEVES (SHOE)
722733	1-5/8 in. Adj. corn slat - Elec
	CLEAN GRAIN ELEVATOR
722630	Standard-duty elevator w/inclined delivery auger
	GRAIN TANK
425466	300 bu. (10,500 L) tank with manual folding extensions
	GRAIN ELEVATOR UNLOADING AUGER
722983	base tube w/52" ext. - 3.2 bu/sec unload rate
	OPERATOR'S CAB
425479	Deluxe Cab
425132	Pro 700 - Color Touch Screen
	OPERATOR'S SEAT
425187	Cloth bucket operator seat with air suspension
	RADIO AND SPEAKERS
425377	AM/FM/WB Radio w/ weatherband
	CAB ROOF LIGHTS
722811	Halogen stadium lighting (8 halogen lights)
	GROUND DRIVE
425296	35/37 ratio - 120 in. tread
	FRONT AXLE DRIVE TIRES
8300028	520/85R38 L1155 (R1) TL
	DRIVE AXLE EXTENSIONS
415027	11" axle extension for 120" /180" tread settings for duals
	OPERATOR PLATFORM EXTENSIONS
712474	20" /500 mm platform extension
	STEERING AXLE
722034	Non-Power Adjustable Steering Axle - 120 in. to 150 in.
	STEERING TIRES
8100198	600/65R28 L1154A8 R1W
	Tire Brand Preference
	Per your regional requirements.
	ADVANCED FARMING SYSTEMS
722611	Yield and moisture logging
712635	PC Software
425144	GPS Antenna receiver mount - Universal receiver mount.
	GPS Receiver
	AutoGuidance Ready
	ICM Controller
	Engine Accessories
722764	Engine block heater
	Air Compressor
	OTHER OPTIONS
	Trailer Hitch
722805	Accumulator
XC5202X	Auto Float Control
722700	2 Rotating beacon lights - includes second grain bin level sensor
722736	Under panel service lights (6 lights - 2 RH, 2 LH & 2 engine)
	Operator's Manuals
	Manuals Autoguidance
	Manuals Operation

**AXIAL-FLOW® 6140 COMBINE
US PRICE LIST**

Standard Equipment

ENGINE:

Diesel, 6 cylinder, 8.7L Case IH FPT,
348 SAE hp at 2100 rpm
Power rise - 63 hp
Power boost - 63 hp (while unloading)
Peak Power 411 hp at 2000 rpm
Electronically controlled fuel injection
Engine inlet air grid heater
Includes turbo-charger and
air-to-air intercooler
Complies with EPA Emissions
Requirements - Tier 4A with Selective
Catalytic Reduction (SCR)
Low idle fuel saver of 600 rpm
250 gallon (950 liter) fuel tank
43.5 gallon (166 liter) DEF tank
40.8 gallons (156 liter) of usable DEF
Key switch fuel/engine shut-off
Water separator fuel filter and fuel
cooler
Water- in fuel sensor
Air filter - dual stage, dry type
w/aspirated pre-cleaner and in-cab
service indicator
200 AMP alternator
Two 12 volt batteries - 950 CCA each
Side mounted engine air screen with
Power Clean evacuation system
Radiator, in-line core with
de-aeration reservoir
Engine coolant and conditioner
Muffler

CHASSIS:

Composite, hinged trim panels with
transport locking pins
Tool box
Tie down shipping points
Chassis rear tow points
Back up safety alarm
Service platforms
Right front service ladder
(2) 10 lb. dry chemical
(ABC) fire extinguishers

ADVANCED FARMING SYSTEMS:

Pre-wired for AFS yield and moisture
sensors, and GPS antenna
AFS Pro 700 Display
Interface for AFS AccuGuide, ACS and
Yield and Moisture Monitoring
AFS Desktop software for PC

HYDRAULICS:

Closed center system: header lift, reel
lift, unloader swing and steering
Open center system: reel drive,
unloader engage, feeder and
separator engage and power brakes
Electro-hydraulic control system for
separator, feeder, unloader swing,
unloader engage, reel raise/lower,
reel fore/aft and header lift
Single point/single lever header
multi-coupler

FEEDER:

Single lever header quick attach
Undershot - slatted with friction drive
slip clutch
Feeder reverser, electrically controlled,
hydraulic
Three strand roller chain w/bolted slats
Feeder silencer ready
(2) 3.15 inch (80 mm) diameter
lift cylinders

CLEANING:

Auger bed with 5 extended wear
augers and single point cleanout
control
Cross Flow™ cleaning fan - includes
low air flow adjustment for grass
seeds, variable speed with cab
controls, 450/1250 RPM
Left side fan air inlet shield/screen
Fan air inlet bottom shield/screen
Residue discharge dual speed
External sieve adjustment
(chaffer center section and shoe)

**AXIAL-FLOW® 6140 COMBINE
US PRICE LIST**

Standard Equipment

OPERATOR'S CAB:

GENERAL

- Tinted glass with front sun visor
- Right side full view service door
- Tilt open rear window
- Center dome lights and right console light
- Cab exit delay lighting
- Tilting steering column, floor and upper pivot with telescopic steering wheel.
- Deluxe windshield wiper single blade
- Adjustable right console, floats with seat
- Air suspension seat w/seat belt, lumbar adjustment, fore/aft isolator, operator's presence switch and adjustable LH arm rest
- Under seat storage
- Padded instructor seat w/storage compartment and seat belt
- Beverage holders
- Automatic temperature control with heater/defroster and air conditioner
- AM/FM Weatherband radio with two speakers
- Mounting and power supply for electronic equipment and accessories
- Alert horn
- Pressurizer fan
- Pivot forward ladder w/flexible lower step
- Black - molded floor mat
- Coat hook

INSTRUMENTATION AND CONTROLS

- Variable recirculation fan
- Multifunctional propulsion control lever: feeder raise/lower, reel raise/lower and fore/aft, header height resume, unloader swing, unloader engagement, feeder/header emergency stop, shift function

OPERATOR'S CAB: (continued)

POWER OUTLETS

- 4 - 12 volt DC outlets
- 1 - 3 Pin switched and unswitched on key panel
- 1 - Access to switched power on right side B post for aux video displays and other add-on equipment.

INSTRUMENTATION AND CONTROLS

- Instrumentation package (back lighted):
 - ground speed, engine speed, fan speed, rotor speed, shaft speed monitor (8 function), engine low RPM warning, hydraulic reservoir oil level, hydraulic oil temperature warning, unloader on/out indicators, engine and separator hour meter, auto feeder cutoff, diagnostic and troubleshooting functions, area counter, low fuel warning, grain scan monitor, header cutting height indicator
- Engine power indicator
- Roading hydraulic safety lockout
 - Unloader engage
 - Unloader swing
 - Separator engage
 - Feeder/header engage
- Auto header height control with fine adjust and 2 height settings plus headland setting
- Electronically controlled header raise/lower rates
- Automatic reel speed control
- Electric park brake control
- Electric concave clearance adjustment w/position display
- Electronic tailings volume monitor
- Electronic header recognition
- Service interval reminders
- Separator trip hour meter
- Adjustable alarm volume

**AXIAL-FLOW® 6140 COMBINE
US PRICE LIST**

Standard Equipment

TRANSMISSION, BRAKES AND**FINAL DRIVES:**

3 speed hydrostatic drive
Hydraulic power disc brakes
Electronically controlled, mechanically applied park brake
Heavy-duty final drives with 12/73 gears

THRESHING AND SEPARATING ROTOR:

30 in. diameter AFX rotor
3 speed ranges with variable speed electric control in each range, 250-1125 RPM, enhanced rotor drive components
Adjustable transport vanes

CONCAVES:

3 section bar and wire
Electronic in-cab position control

GRATES:

3 section

GRAIN HANDLING:

Grain tank capacity: 300 bushels
Unloading rate: 3.2 bushels/second
Quick raise and lower grain tank extensions
Foldable bubble up auger
Adjustable grain tank level sensor
Unloading auger spill saver
Operator deck grain tank sample access
Grain tank front window
No tools required grain tank cross auger cover adjustment
Unloader clutch hydraulically controlled
Spring loaded 2 speed chain drive for clean grain elevator
Clean Outs:
Clean grain and tailings auger drop-out troughs
Clean grain elevator boot

GRAIN HANDLING: (continued)

Front and rear grain tank cross auger trough access covers (right hand side)
Vertical unload auger door

GAUGES:

Fuel level, coolant temperature, DEF level

TAILLIGHTS AND AUDIBLE ALARM:

Engine oil pressure, charging system warning indicator
Parking brake engage/low pressure
Coolant level
Grain tank full
Engine intake manifold air temperature
Engine air filter
Transmission shift
Low DEF Level Warning

LIGHTING:

ASAE standard road lighting
8 halogen headlights (6 flood, 2 distance hi/low)
Work lights (1 grain tank, 1 unloader)
2 tail, 4 combination amber flashing and turn signals
2 under cab after cut lights
2 rear work lights
2 mirror mounted side finder lights
Portable service light, magnetic base, with (4) combine connection points

MAXIMUM HEADERS:

Grain Head - 30 ft. (9.1 m)
Grain Head Flex - 35 ft. (10.7 m)
Draper Head - Rigid - 40 ft. (12.2 m)
Draper Head - Flex - 35 ft. (10.7 m)
Corn Head (30 in.), 12-row
Chopping Corn Head (30 in.), 8-row
Folding Chopping Corn Head



**AXIAL-FLOW® 6140 COMBINE
US PRICE LIST**

Models

COMMERCIAL MODEL	MODEL	Weight	Factory Data	List Price
AF 6140 COMBINE	AF MRR COMB	40,000 LB		\$368,069.00

Factory Supplied Options

Order Code	Description	Weight	Factory Data	List Price
------------	-------------	--------	--------------	------------

FEEDER DRIVE

SD_C6602 FEEDER DRIVE

425210	Standard feeder drive			(\$815.00)
425211	Heavy-duty feeder drive required for 2-speed header drive			No Charge

FEEDER ROCK PROTECTION AND CONVEYOR

SD_C6504 FEEDERS

Without Stone Trap				
425081	Lateral tilt feeder - 1 speed header drive			(\$4,002.00)
425082	Lateral tilt feeder - 2 speed header drive - recommended for corn			(\$1,441.00)
With Stone Trap				
425086	Lateral tilt feeder- one speed header drive with stone trap, and Terrain Tracker® control			(\$2,564.00)
425087	Lateral tilt feeder- two speed header drive with stone trap, and Terrain Tracker® control recommended for corn			No Charge
Hillside Ready Feeders				
425125	Feeder w/ "Hillco" header tilt With stone trap, single speed header drive and "Hillco" header tilt. Must order Hillside attachment from Hillco Inc.			(\$4,504.00)
425126	Feeder w/ "Hillco"-2 speed Stone trap header drive. Must order Hillside attachment from Hillco Inc.			(\$2,038.00)

**AXIAL-FLOW® 6140 COMBINE
US PRICE LIST**

ROTOR TRANSITION CONE / EXTENDED WEAR COMPONENTS

SD_C7034 INFEED / TRANSITION

	722889	Rotor transition cone-standard for grain and corn		No Charge
	722888	Rotor transition cone-extended Extended wear for abrasive crop conditions.		\$2,264.00

ROTORS

SD_C7040 ROTORS

	722808	Std. wear rotor w/4 bars for small grains, corn, soybeans, 4 separator bars over grates		(\$202.00)
	722885	Extd. wear rotor w/4 bars for grain, corn, soybeans and edible beans Includes chrome alloy rasp bars and 4 straight separator bars and hardfaced flighting.		\$2,511.00
	722886	Std. wear rotor w/8 bars for corn and soybeans, 8 straight separator bars		No Charge
	425127	Ext wear small tube C/B rotor Small tube rotor for tough soybean conditions and can be used in corn. Corn/bean configuration includes 10 spiked rasp bars and 10 modular separator bars in separating area.		\$4,470.00
	425436	Ext wear small tube grn rotor Small tube rotor for tough straw conditions. Small grain configuration includes 10 spiked rasp bars in separating area.		\$4,381.00

CONCAVES

SD_C7020 CONCAVES FACTORY INSTALLED

	722753	Sm wire, 3/16 in.-heat treated for small grain		\$946.00
	722809	Sm wire, 3/16 in. w/int. bars for small grain, heat treated, with interrupter bars		\$1,049.00
	722754	Large wire, 1/4 in. for corn and soybeans		No Charge
	722755	Lg wire, 1/4 in.- heat treated Extended wear for high volume corn, rice, and abrasive crops		\$676.00
	425109	Round bar - high moisture corn optional for corn and soybeans, updated bar spacing similar to 230 Series		\$893.00

**AXIAL-FLOW® 6140 COMBINE
US PRICE LIST**

GRATES

SD_C7032 GRATES

	425390	Grate, 3/8 in. square bar		No Charge
	722758	Slotted for small grains		(\$73.00)

UPPER SIEVES

SD_C7532 UPPER SIEVES

Elec In-cab/ Elec Sieve Adj.				
	722719	1-1/8 in. grain slat - Elec		\$89.00
	722723	1-5/8 adj. corn slat - Elec		No Charge
	722725	1-5/8 adj. closz slat - Elec		(\$6.00)
	722721	1-1/8 Peterson sieve - Elec		\$449.00

LOWER SIEVES

SD_C7517 LOWER SIEVES

Electronic In-cab/ Elec Sieve				
	722733	1-5/8 in. closz slat - Elec for high yield, high moisture corn		No Charge
	722731	1-1/8 in. grain slat -Elec		\$89.00

GRAIN ELEVATOR AND DELIVERY AUGERS

SD_C7902 ELEVATOR

	722630	Standard-duty elevator with inclined delivery auger		No Charge
	722632	Extended wear elevator with inclined delivery auger Recommended for abrasive crop conditions. Includes stainless steel elevator housing and bubble up auger tube.		\$6,342.00

GRAIN TANK EXTENSIONS

SD_C8201 GRAIN TANK

300 Bushel Grain Tank				
	425466	Grain tank lrg - manual fold 300 bu. grain tank with manual folding extensions		No Charge

**AXIAL-FLOW® 6140 COMBINE
US PRICE LIST**

	425467	Grain tank lrg-elec fold cover 300 bu. grain tank with In-cab electric folding covers		\$3,998.00
	425494	Grain tank lrg-elec fold ext.. 300 bu. grain tank with In-cab electric folding extensions		\$3,234.00

GRAIN TANK UNLOADING AUGER

SD_C8402 UNLOADING AUGER

For 25 ft. Headers and Smaller

	425329	Base tube standard wear - for 25 ft. header and smaller		(\$588.00)
	722740	Perf. base tube perforated tube - for 25 ft. header and smaller		(\$516.00)
	425330	Extd wear base tube extended wear - for 25 ft. header and smaller		\$462.00

For 35 ft. Headers and Larger

	722983	Base tube w/52 in. ext. standard wear - for 35 ft. header and smaller		No Charge
	425078	Perf. base tube w/52 in. ext. perforated tube - for 35 ft. header and smaller		\$140.00
	425077	Extd wear base tube w/52in ext extended wear - for 35 ft. header and smaller		\$1,480.00

ADVANCED FARMING SYSTEM (C7)

SD_25016 MONITOR

	722988	Large color touch screen AFS Pro 700 Display - includes display, mounting bracket and wiring. Display mounted to right hand console.		No Charge
--	--------	--	--	-----------

ROTOR DISCHARGE

SD_C8701 BEATER / CHOPPER INTERNAL

	722761	Standard cut straw chopper		No Charge
	425115	3 Blade discharge beater with spring loaded grate		(\$2,780.00)

RESIDUE SPREADERS

STRAWHOOD ATTACHMENTS

SD_C8708 STRAWHOOD ATTACHMENTS

	722803	Straw spreaders dual disc, curved bat		No Charge
--	--------	---	--	-----------

**AXIAL-FLOW® 6140 COMBINE
US PRICE LIST**

		722804	Dual disc with chaff spreaders dual disc, curved bat, straw spreaders with additional 2 disc chaff spreaders		\$3,234.00
--	--	--------	--	--	------------

OPERATOR'S CAB

SD_05010 OPERATOR'S CAB

		425357	Deluxe_cab Includes manual mirrors, poly vinyl steering wheel, covered B-posts includes telescoping steering wheel, operator foot-rests, cooled/heated beverage compartment, storage drawer under operator's seat, six power outlets/access for accessory electronic equipment and molded floor mat. Pro 700 Display and smart phone cradle. Instructor's seat with under seat storage.		No Charge
		425358	Luxury_cab All Deluxe Cab Features with the addition of Heated-Electric Remote Mirrors, Leather Wrapped Steering Wheel, Three Storage Bins behind Operator's Seat, Five Storage Shelves LH/RH "B-Posts," Portable Refrigerator, LH/Rear Window Shades.		\$2,185.00

OPERATOR'S SEAT

SD_05129 OPERATOR'S SEAT

		425187	Cloth bucket operator seat		No Charge
		425188	Leather operator seat Heated, red leather, operator seat, red leather instructor seat		\$1,729.00
		425376	Lthr positive response seat Heated, red leather operator seat, red leather instructor seat, Semi- active air suspension recommended for tracks		\$2,334.00

RADIO AND SPEAKERS

SD_05078 RADIO AND SPEAKERS

		722650	AM/FM weather band radio 2 speaker system with weather band, 3.5mm aux jack on radio		No Charge
		425377	AM/FM/WB/Bluetooth radio 4 speaker system with weather band, 3.5mm aux. input and Bluetooth capable radio with mic.		\$676.00

**AXIAL-FLOW® 6140 COMBINE
US PRICE LIST**

CAB ROOF LIGHTS

SD 06029 LIGHTS

	722811	Halogen stadium lighting Halogen lights		No Charge
	722810	HID stadium lighting Halogen and 2 HID lights		\$1,827.00
	425213	High definition HID lighting 6 HID lights		\$3,996.00

SD 06066 LIGHTING

	X06066X	No Lighting Selection		No Charge
	415321	Distance Lights Includes 2 additional LED lights, located on LH and RH mirror brackets.		\$1,015.00

GROUND DRIVE

SD 08018 TRACTION

	425296	35/37 ratio for 30.5 and 800/65 tires (codes 8306078 and 8367008) Replaces 37/35 transmission but with increased tractive effort.		No Charge
	425297	35/37 ratio with 2-speed motor for 30.5 and 800/65 tires (codes 8306078 and 8367008) Two speed motor will give higher field and transport speeds. Replaces 37/35 transmission but with increased tractive effort.		\$2,316.00
	425300	33/39 ratio for large single and dual tires Replaces 34/38 transmission but with increased tractive effort.		No Charge
	425301	33/39 ratio with 2-speed motor for large single and dual tires Two speed motor will give higher field and transport speeds. Replaces 34/38 transmission but with increased tractive effort.		\$2,316.00

FRONT AXLE DRIVE TIRES

SD 09011 TRACTION WHEELS

Single Drive Tires				
	8300798	IF 800/70R38 CFO 174A8 R1W Michelin only High flex side wall, provides increased load carrying capabilities with lower inflation pressures (Required for 40 ft. 3152/3162)		\$4,337.00

**AXIAL-FLOW® 6140 COMBINE
US PRICE LIST**

	8367008	800/65R32 LI172 R1W Firestone, Goodyear, Michelin and Continental/Mitas			(\$5,367.00)
	8300378	800/70R38 LI181A8 R1W Firestone and Goodyear only Requires 33/39 transmission Increased load index to allow a wider range of header capability			(\$300.00)
	8368008	900/60R32 LI176 R1W Goodyear, Michelin and Mitas			(\$3,954.00)
	8358009	900/60R32 LI176 R1 Firestone only			(\$4,626.00)
	8365008	900/65R32 LI178 R2 Firestone and Goodyear Requires 33/39 transmission			(\$2,055.00)
	8372108	76 x 50.00-32 16PR HF3 Flotation tires - Firestone only Requires 33/39 transmission			\$13,507.00
	8300318	Rims only, less 900 tires with mounting hardware			(\$11,340.00)
Dual Drive Tires					
	8300028	520/85R38 LI155 R1 TL Firestone and Goodyear			No Charge
	8300078	520/85R42 LI157A8 R1-Duals Firestone and Goodyear Requires 33/39 transmission			\$1,386.00
	8300088	520/85R42 LI157A8 R1W-Duals Firestone, Goodyear and Michelin Requires 33/39 transmission			\$1,831.00
	8300098	520/85R42 LI157A8 R2-Duals Firestone and Goodyear Requires 33/39 transmission			\$2,713.00
	8300528	520/85R42 162A8 R1W Goodyear, Mitas, and Michelin Increased load index to allow a wider range of header capability			\$7,500.00
	8384038	620/70R42 160A8 R1W Firestone, Goodyear, and Michelin Requires 33/39 transmission			\$5,285.00
	8300198	Rims only, less 520/620 with mounting hardware, less 520/620 Dual tires			(\$8,201.00)
	8319008	No drive tires taken available for Hillside Ready Combine			(\$14,208.00)

**AXIAL-FLOW® 6140 COMBINE
US PRICE LIST**

FRONT DRIVE AXLE EXTENSIONS

SD_08001 AXLE EXTENSION

	X08001X	No axle extensions for single drive tires at 120 in. and 137 in. tread settings. Required for Hillco Ready Combine			(\$3,386.00)
	415027	11 in. axle extension for 120 in. / 180 in. tread settings for dual drive tires in 30 in. rows. Provides 142 in. tread setting with single drive tires dished in and 146 in. tread setting with 76 x 50.00 - 32 flotation tires. Shipped loose.			No Charge

OPERATOR PLATFORM EXTENSIONS

SEE TIRE ORDERING GUIDE IN THE BACK OF THE PRICE LIST

SD_05073 OPERATOR PLATFORM EXTENSIONS

	415300	Single tire op platform ext 16.3 in./415 mm platform ext. Required for all single drive tires except 76x50 flotation			(\$882.00)
	415301	Two platform extensions 16.3 in./415 mm platform ext. Required with duals or 76x50 flotation tires			No Charge

STEERING AXLES

SD_12005 STEERING AXLE

	722034	Non-power adj. steering axle 120 in. to 150 in. tread setting			No Charge
	425163	2 Speed Powered Rear Axle 120 in. to 150 in. tread setting			\$20,176.00

STEERING TIRES

SD_13004 STEERING TIRES

	8100198	600/65R28 L1154A8 R1W Goodyear, Firestone, Michelin and Mitas			No Charge
	8100918	VF620/70R26 170A8 R1W Michelin only Increased load index to allow a wider range of header capability			\$1,174.00
	8171008	28L-26, 12PR R1 Goodyear and Firestone			\$837.00

**AXIAL-FLOW® 6140 COMBINE
US PRICE LIST**

	8178008	28L-26, 12PR R2 Goodyear and Firestone		\$2,494.00
	8100009	Steering tires/whls not taken		(\$4,989.00)
	8100328	Rims only, w/mounting hardware less tires - for 600/65 R28 tires		(\$3,655.00)

TIRE BRAND PREFERENCE

SD 16045 TIRE BRAND

	X16045X	No tire brand selection		No Charge
	722734	Firestone		\$1,218.00
	722735	Goodyear		\$645.00
	425108	Michelin		\$2,653.00
	425378	Mitas		\$645.00

ADVANCED FARMING SYSTEM

SD 27011 AUTOGUIDANCE NAV II

	X27011X	No Guidance Nav II controller		No Charge
	425137	AutoGuidance Nav II controller Requires AFS AccuGuide ready combine, AccuGuide operator manual		\$5,408.00

SD 27021 GPS RECEIVER MOUNT

	425144	GPS antenna receiver mount AFS universal grain tank extensions receiver mount - for use with AFS 162, AFS 262 or AFS 372 antenna receivers		No Charge
--	--------	--	--	-----------

SD 27022 GPS ANTENNA/RECEIVER

	X27022X	No GPS receiver		No Charge
	425246	162 GPS Antenna receiver WAAS/EGNOS signal only - for yield mapping. Requires antenna receiver mounting package code 425144. Additional unlock code required to operate AFS AccuGuide and is purchased separately through CNH Precision Farming Store.		\$1,185.00
	425510	372 Antenna receiver - WAAS Factory Installed Auto Guidance Precision Farming Includes: Antenna / 372 Receiver WAAS for yield mapping. Requires antenna receiver mounting package code 425144.		\$3,245.00
	425504	372 GPS Receiver- Omni HP/XP Factory Installed Auto Guidance Precision Farming Includes: Antenna / 372 Receiver WAAS, GLONASS, Omni Star HP/XP for yield mapping. Receiver can be upgraded to RTK. RTK radio sold separately. Requires antenna receiver mounting package code 425144.		\$5,745.00

**AXIAL-FLOW® 6140 COMBINE
US PRICE LIST**

SD_27032 PC SOFTWARE

	712635	Desktop software for PC AFS Desktop Software - includes 1- year service agreement. Required to analyze yield data for either yield mapping or data logging.		No Charge
	X27032X	No desktop software		(\$828.00)

SD_27035 PF PACKAGE

	722611	Yield and moisture logging AFS - includes sensors, wiring, brackets and external storage device.		No Charge
--	--------	--	--	-----------

SD_27047 AUTOGUIDANCE

	425462	No guidance system		No Charge
	425136	Autoguide ready AFS AccuGuide ready combine - includes steering sensor, electronic steering valve, steering manifold, hydraulic hoses, Nav II controller mounting bracket and all wiring. Requires AFS grain tank receiver mount 425144.		\$6,834.00

SD_27056 ICM CONTROLLER

	X27056X	No ICM controller		No Charge
	425463	ICM controller Control Module - Required for AutoGuidance and RowGuide		\$288.00

ENGINE ACCESSORIES

SD_02009 ENGINE AIR COMPRESSOR

	X02009X	No engine air compressor		No Charge
	722525	Engine air compressor Engine driven air compressor system - 7 cfm @ 1,000 RPM/14 cfm @ 2,000 RPM - with 16 gallon pressure tank, 4 outlet points located around the combine and a 20 ft. air hose		\$2,934.00

SD_02071 ENGINE COOLANT HEATER

	722764	Engine block heater		No Charge
	X02071X	No engine coolant heater		(\$269.00)

OTHER OPTIONS

CAB ACCESSORIES

SD_05123 WINDSHIELD WASHER

	X05123X	No windshield washer		No Charge
--	---------	----------------------	--	-----------

**AXIAL-FLOW® 6140 COMBINE
US PRICE LIST**

	425061	Windshield washer		\$289.00
HYDRAULIC EQUIPMENT				
SD_C5201 ACCUMULATORS				
	722805	Ride control accumulator Feeder lift circuit		No Charge
	XC5201X	No Accumulators		(\$958.00)
SD_C5202 AUTO FLOAT CONTROL				
	XC5202X	No header float control		No Charge
	722672	Header float control for rigid headers cutting on the ground. Requires Ride Control Accumulator, code 722805.		\$278.00
ADDITIONAL ITEMS				
SD_06050 UNDER SHIELD LIGHT				
	722736	Under panel service lights 6 lights - 2 RH, 2 LH and 2 engine deck		No Charge
	X06050X	No under shield light kit		(\$1,001.00)
SD_30001 BEACONS				
	722700	Rotating beacon lights 3 rotating beacon lights Includes second grain bin level sensor. Automatically turns on when grain tank sensor is activated to alert grain cart driver.		No Charge
	425493	No Beacons 425493		(\$520.00)
SD_41038 TRAILER HITCH				
	X41038X	No trailer hitch		No Charge
	722520	Trailer hitch		\$1,133.00
SD_E5114 SEA GUARD				
	XE5114X	No Protective coating		No Charge
	461011	Protective coating		\$281.00
LOOSE ACCESSORIES				
CONCAVES				
SD_C7011 C/B CONCAVES FI				
	XC7011X	No C/B concaves FI		No Charge
	712441	Large wire 1/4 in. diameter Front concave section only		\$1,026.00

**AXIAL-FLOW® 6140 COMBINE
US PRICE LIST**

SD_C7022 CORN CONCAVE FI

		XC7022X	No corn concave		No Charge
		712508	Large wire-1/4 in. diameter Set of 2, second and third		\$1,890.00

SD_C7038 RB/FB CONCAVES

		XC7038X	No Concave		No Charge
		712451	Round Bar Concaves Fi Set of 3		\$2,063.00

SD_C7045 SMALL WIRE CONCAVES

		XC7045X	No concave		No Charge
		712440	Small wire 3/16 in. diameter Heat treated, front concave section only		\$1,063.00

SD_C7046 SLOTTED CONCAVES

		XC7046X	No slotted concaves		No Charge
		712615	Package, slotted concaves for edible beans, full set of 3 concaves		\$1,970.00

SD_C7051 SMALL GRAIN CONCAVE

		XC7051X	No small grain concave		No Charge
		712613	Small wire 3/16 in. diameter Set of 2 second and third - heat treated		\$2,180.00

GRATES

SD_C7018 GRATES

		XC7018X	No selection No grates		No Charge
		415263	Grate square bar, set of 3, FI 3/8 in. square bar grates, set of 3		\$1,429.00

SD_C7047 SLOTTED GRATES

		XC7047X	No slotted grates		No Charge
		415265	Grates slotted, set of 3, FI		\$1,248.00

CLEAN GRAIN

SD_C7904 PERFORATED TROUGH

		XC7904X	Grain storage		No Charge
		712557	Perf. clean grain/taillings Perforated troughs and clean grain elevator boot door - Includes perforated panel for clean grain and tailings cross auger troughs and perforated clean grain elevator boot door.		\$857.00

**AXIAL-FLOW® 6140 COMBINE
US PRICE LIST**

CLEANING SYSTEM

SD_C7514 GRAIN PAN HILL DIVIDER

		XC7514X	No grain pan dividers		No Charge
		415025	grain pan dividers 5 pieces in total		\$312.00

SPECIAL EQUIPMENT

SD_02011 ROTARY DUSTSCREEN BRUSH

		X02011X	No rotary screen brush		No Charge
		712209	Rotary screen brush internal air screen brush for corn sucrose		\$710.00

ADDITIONAL OPERATOR'S MANUAL

SD_47048 MANUALS AUTOGUIDANC

		X47048X	No AutoGuidance manual		No Charge
		415149	AutoGuidance manual - English		No Charge
		415150	AutoGuidance manual-French CAN		No Charge
		415151	AutoGuidance manual-Spanish NA		No Charge

SD_47083 OPERATOR'S MANUAL

		712515	English Manual for N.A.		No Charge
		712516	French Manual 712516		No Charge



**AXIAL FLOW 6140, 7140
STEERING AXLE BALLAST WEIGHT REQUIREMENTS**

		ASA Axle	PRA Axle
Header Style	Size (in feet)	Weight (lbs.)	Weight (lbs.)
2010 Grain Heads	20	0	0
	25	0	0
	30	0	0
3016 Pick Header	15	0	0
3020 Flex Header	20	0	0
	25	0	0
	30	0	0
	35	0	0
3152 Draper (Heavy-duty)	25	0	0
	30	0	0
	35	0	0
	40	0	0
3162 Flex Draper (Heavy- duty)	30	0	0
	35	0	0
	40	440	0
4400 Series Corn Head	8 R	0	0
	12 R	0	0
4400 Series Corn Head Chopping	6 R	0	0
	8 R	0	0

Use cast iron weights on rear wheels or fluid in rear tires to ballast steering axles.



**Ordering Guide - Tire Combinations
Axial-Flow 5140,6140,7140 Combines**

Recommended Front / Rear Tire Combination w/ Non-Powered Guide Axle	Front Tire Tread Setting		
	120"	132"	142" / 180"
Drive Tire			
Single Drive Tire			
30.5LR32 R1	A	A	A
800/65R32 R1W	A,C	A,C	A,C
800/70R38 R1W		B,C	B,C,D,E
900/60R32 R1, R1W		C	A,B,C
900/65R32 R2		C	C,D,E
76X50.00-32 HF3			B,C,D,E
Dual Drive Tire			
520/85R38 (20.8R38) R1			120" / 180" A,B,C,D
480/80R42 (18.4R42) R1, R1W			A,B,C,D
520/85R42 (20.8R42) R1, R1W			B,C,D
520/85R42 R2			E
620/70R42 R1W			C,D,E

Recommended Front / Rear Tire Combination w/ Powered Guide Axle	Front Tire Tread Setting			
	120"	132"	142"	120" / 180"
Drive Tire				
Single Drive Tire				
30.5LR32 R1	A	A	A	A
800/65R32 R1W	A,C	A,C	A,C	A,C
800/70R38 R1W		B,C	B,C,D,E	B,C,D,E
900/60R32 R1, R1W		C	A,B,C	A,B,C
900/65R32 R2		C	C,D,E	C,D,E
76X50.00-32 HF3			B,C,D,E	B,C,D,E
Dual Drive Tire				
520/85R38 (20.8R38) R1				120" / 180" A,B,C,D
480/80R42 (18.4R42) R1, R1W				A,B,C,D
520/85R42 (20.8R42) R1, R1W				B,C,D
520/85R42 R2				E
620/70R42 R1W				C,D,E

Guide Tire Options	Chart Code	Min. Rear Tire Tread Width	
		Non-PGA	PGA
19.5L-24 R4	A	123"	NA
480/70R30 R1W	A	120"	125"
540/70R30 R1W	B	120"	125"
VF 620/70R26 R1W	B	120"	125"
600/65R28 R1W	C	121"	139"
28L-26 R1	D	139"	151"
28L-26 R2	E	139"	146"

Preferred tire combination are in bold.



Tire Ordering Guide - Maximum Header Size and Tread Setting
Axial-Flow 6140, 7140 Combine

Minimum Drive Tire	Maximum Header Size						Tread Setting												
	3016	2010 / 3020	2142	2152	2162/ 3152*/ 3162*	3400/ 4400	2600/4400 chopping	120"	134"	142"	120" / 180"	120"	134"	142"	120" / 180"				
								Wheels Dished In	Wheels Dished Out	Wheels Dished In	Wheels Dished Out	Wheels Dished In	Wheels Dished Out	Wheels Dished In	Wheels Dished Out				
Single Drive Tire								Required Axle Extension								Required Operators Deck Extension			
800/65R32 R1W, 30.5LR32 R1	16'	30'	30'	30'	NR	8R38	8R	0	0	11"	11"	16"	16"	32"	32"	NA			
800/70R38 181A8 R1W	16'	35'	35'	40'	40'	12R30"	8RF	0	0	11"	11"	16"	16"	32"	32"	NA			
IF800/70R38 CFO 184A8 R1W	16'	35'	35'	40'	40'	12R30"	8RF	0	0	11"	11"	16"	16"	32"	32"	NA			
900/60R32 176A8 R1, R1W	16'	35'	35'	35'	35'	12R30"	8RF	0	0	11"	11"	16"	16"	32"	32"	N/A			
900/60R32 185A8 R1W**	16'	35'	35'	40'	40'	12R30"	8RF	0	0	11"	11"	16"	16"	32"	32"	N/A			
900/65R32 178A8 R2	16'	35'	35'	35'	35'	12R30"	8RF	N/A	0	11"	11"	N/A	16"	32"	32"	N/A			
76X50.00-32 16PR HF3	16'	35'	35'	35'	35'	12R30"	8RF	N/A	N/A	11"	11"	N/A	N/A	32"	32"	N/A			
Dual Drive Tire								Required Axle Extension								Required Operators Deck Extension			
520/85R38 (20.8R38) LI155 R1	16'	30'	30'	30'	NR	8R38	8RF	N/A	N/A	N/A	N/A	N/A	N/A	N/A	N/A	32"			
R1W, R2	16'	35'	35'	35'	35'	12R30"	8RF	N/A	N/A	N/A	N/A	N/A	N/A	N/A	N/A	32"			
R1W, R2	16'	35'	35'	40'	40'	12R30"	8RF	N/A	N/A	N/A	N/A	N/A	N/A	N/A	N/A	32"			
620/70R42 LI160 R1W	16'	35'	35'	40'	40'	12R30"	8RF	N/A	N/A	N/A	N/A	N/A	N/A	N/A	N/A	32"			

* WITHOUT SLOW SPEED TRANSPORT PACKAGE
 ** AUSTRALIA ONLY

Axial-Flow 7140 Recommended Configuration Wheat

<u>Code</u>	<u>Description</u>
	Base Unit - Axial-Flow 7140 Combine VERSION Corn, Soybeans, Cereal Grains, Edible Beans FEEDER DRIVE
425210	Standard feeder drive FEEDER AND HEADER DRIVE
425079	Standard feeder - 1 speed header drive w/o stone trap ROTOR TRANSITION CONE
722889	Standard for grain and corn ROTORS
722808	For small grains, corn, soybeans(4 separator bars) CONCAVES
722753	Grain, small wire (3/16" dia) heat treated GRATES
722758	Slotted ROTOR DISCHARGE
722761	Standard cut straw chopper RESIDUE SPREADING
722803	Straw spreaders - Dual disc. Curved bat UPPER SIEVES (CHAFFER)
722719	1-1/8 in. grain slat - Elec LOWER SIEVES (SHOE)
722731	1-1/8 in. adjustable slat - Elec CLEAN GRAIN ELEVATOR
722630	Standard-duty elevator w/inclined delivery auger GRAIN TANK
425466	300 bu. (10,500 L) tank with manual folding extensions GRAIN ELEVATOR UNLOADING AUGER
722983	base tube w/52" ext. - 3.2 bu/sec unload rate OPERATOR'S CAB
425479	Deluxe Cab
425132	Pro 700 - Color Touch Screen OPERATOR'S SEAT
425187	Cloth bucket operator seat with air suspension RADIO AND SPEAKERS
425377	AM/FM/WB Radio w/ weatherband CAB ROOF LIGHTS
722811	Halogen stadium lighting (8 halogen lights) GROUND DRIVE
425296	35/37 ratio - 120 in. tread FRONT AXLE DRIVE TIRES
8358009	900/60R32 L1176 (R1) Firestone DRIVE AXLE EXTENSIONS
X08001X	No Selection, for single drive tires at 120 in. & 137 in. OPERATOR PLATFORM EXTENSIONS
712457	10" extension STEERING AXLE
722034	Non-Power Adjustable Steering Axle - 120 in. to 150 in. STEERING TIRES
8100198	600/65R28 L1154A8 R1W Tire Brand Preference
	Per your regional requirements. ADVANCED FARMING SYSTEMS
722611	Yield and moisture logging
712635	PC Software
425144	GPS Antenna receiver mount - Universal receiver mount.
	GPS Receiver
	AutoGuidance Ready
	ICM Controller
	Engine Accessories
722764	Engine block heater
	Air Compressor
	OTHER OPTIONS
	Trailer Hitch
722805	Accumulator
XC5202X	Auto Float Control
722700	3 Rotating beacon lights - includes second grain bin level sensor
722736	Under panel service lights (6 lights - 2 RH, 2 LH & 2 engine)
	Operator's Manuals
	Manuals Autoguidance
	Manuals Operation

Axial-Flow 7140 Recommended Configuration Corn/Soybeans

<u>Code</u>	<u>Description</u>
	Base Unit - Axial-Flow 7140 Combine VERSION Corn, Soybeans, Cereal Grains, Edible Beans FEEDER DRIVE
425211	Heavy Duty feeder drive FEEDER AND HEADER DRIVE
425087	Lateral tilt feeder w/2-speed header w/stone trap ROTOR TRANSITION CONE
722889	Standard for grain and corn ROTORS
722886	For small grains, corn, soybeans(8 separator bars) CONCAVES
722754	Corn & beans, large wire (1/4 in. wire dia.) GRATES
425390	Corn and rice (3/8 in. square bar) ROTOR DISCHARGE
722761	Standard cut straw chopper RESIDUE SPREADING
722803	Straw spreaders - Dual disc. Curved bat UPPER SIEVES (CHAFFER)
722723	1-5/8 in. Adj. corn slat - Elec LOWER SIEVES (SHOE)
722733	1-5/8 in. Adj. corn slat - Elec CLEAN GRAIN ELEVATOR
722630	Standard-duty elevator w/inclined delivery auger GRAIN TANK
425466	300 bu. (10,500 L) tank with manual folding extensions GRAIN ELEVATOR UNLOADING AUGER
722983	base tube w/52" ext. - 3.2 bu/sec unload rate OPERATOR'S CAB
425479	Deluxe Cab
425132	Pro 700 - Color Touch Screen OPERATOR'S SEAT
425187	Cloth bucket operator seat with air suspension RADIO AND SPEAKERS
425377	AM/FM/WB Radio w/ weatherband CAB ROOF LIGHTS
722811	Halogen stadium lighting (8 halogen lights) GROUND DRIVE
425296	35/37 ratio - 120 in. tread FRONT AXLE DRIVE TIRES
8300028	520/85R38 L1155 (R1) TL DRIVE AXLE EXTENSIONS
415027	11" axle extension for 120" /180" tread settings for duals OPERATOR PLATFORM EXTENSIONS
712474	20" /500 mm platform extension STEERING AXLE
722034	Non-Power Adjustable Steering Axle - 120 in. to 150 in. STEERING TIRES
8100198	600/65R28 L1154A8 R1W Tire Brand Preference
	Per your regional requirements. ADVANCED FARMING SYSTEMS
722611	Yield and moisture logging
712635	PC Software
425144	GPS Antenna receiver mount - Universal receiver mount.
	GPS Receiver
	AutoGuidance Ready
	ICM Controller
	Engine Accessories
722764	Engine block heater
	Air Compressor
	OTHER OPTIONS
	Trailer Hitch
722805	Accumulator
XC5202X	Auto Float Control
722700	3 Rotating beacon lights - includes second grain bin level sensor
722736	Under panel service lights (6 lights - 2 RH, 2 LH & 2 engine)
	Operator's Manuals
	Manuals Autoguidance
	Manuals Operation

Axial-Flow 7140 Recommended Configuration Rice (Flotation Configuration)

Highwear Components Highlighted	
Code	Description
	Base Unit - Axial-Flow 7140 Combine VERSION Corn, Soybeans, Cereal Grains, Edible Beans and Rice
	FEEDER DRIVE
425211	Heavy Duty feeder drive FEEDER AND HEADER DRIVE
425082	Lateral tilt feeder w/2-speed header drive ROTOR TRANSITION CONE
722888	Extended wear for rice and abrasive crop conditions ROTORS
425438	Extended wear small tube rice rotor CONCAVES
722755	Rice, large wire (1/4 in. dia) heat treated GRATES
425390	Corn and rice (3/8 in. square bar) ROTOR DISCHARGE
722761	Standard cut straw chopper RESIDUE SPREADING
722803	Straw spreaders - Dual disc. Curved bat UPPER SIEVES (CHAFFER)
722725	1-5/8" in. Adj. closz slat - Elec LOWER SIEVES (SHOE)
722731	1-1/8" in. Adjustable grain slat - Elec CLEAN GRAIN ELEVATOR
722632	Extended wear elevator w/inclined delivery auger GRAIN TANK
425466	300 bu. (10,500 L) tank with manual folding extensions GRAIN ELEVATOR UNLOADING AUGER
722983	Extended Wear base tube w/52" ext. - 3.2 bu/sec unload rate OPERATOR'S CAB
425479	Deluxe Cab
425132	Pro 700 - Color Touch Screen OPERATOR'S SEAT
425187	Cloth bucket operator seat with air suspension RADIO AND SPEAKERS
425377	AM/FM/WB Radio w/ weatherband CAB ROOF LIGHTS
722811	Halogen stadium lighting (8 halogen lights) GROUND DRIVE
425301	33/39 ratio - 120 in. tread w/2-speed motor FRONT AXLE DRIVE TIRES
8372108	76 x 50.00-32 16PR HF3 floatation tires - Firestone only DRIVE AXLE EXTENSIONS
415027	11" axle extension for 120" /180" tread settings for duals OPERATOR PLATFORM EXTENSIONS
712474	20" /500 mm platform extension STEERING AXLE
425163	2-Speed Power Adjustable Steering Axle - 120 in. to 150 in. STEERING TIRES
8178008	28L-26, 12PR (R2) Tire Brand Preference
	Per your regional requirements. ADVANCED FARMING SYSTEMS
722611	Yield and moisture logging
712635	PC Software
425144	GPS Antenna receiver mount - Universal receiver mount.
	GPS Receiver
	AutoGuidance Ready
	ICM Controller
	Engine Accessories
722764	Engine block heater
	Air Compressor
	OTHER OPTIONS
	Trailer Hitch
722805	Accumulator
XC5202X	Auto Float Control
722700	3 Rotating beacon lights - includes second grain bin level sensor
722736	Under panel service lights (6 lights - 2 RH, 2 LH & 2 engine)
	Operator's Manuals
	Manuals Autoguidance
	Manuals Operation

Axial-Flow 7140 Recommended Configuration Rice (Dual Configuration)

Highwear Components Highlighted	
Code	Description
	Base Unit - Axial-Flow 7140 Combine VERSION Corn, Soybeans, Cereal Grains, Edible Beans and Rice
	FEEDER DRIVE
425211	Heavy Duty feeder drive FEEDER AND HEADER DRIVE
425082	Lateral tilt feeder w/2-speed header drive ROTOR TRANSITION CONE
722888	Extended wear for rice and abrasive crop conditions ROTORS
425438	Extended wear small tube rice rotor CONCAVES
722755	Rice, large wire (1/4 in. dia) heat treated GRATES
425390	Corn and rice (3/8 in. square bar) ROTOR DISCHARGE
722761	Standard cut straw chopper RESIDUE SPREADING
722803	Straw spreaders - Dual disc. Curved bat UPPER SIEVES (CHAFFER)
722725	1-5/8" in. Adj. closz slat - Elec LOWER SIEVES (SHOE)
722731	1-1/8" in. Adjustable grain slat - Elec CLEAN GRAIN ELEVATOR
722632	Extended wear elevator w/inclined delivery auger GRAIN TANK
425466	300 bu. (10,500 L) tank with manual folding extensions GRAIN ELEVATOR UNLOADING AUGER
722983	Extended Wear base tube w/52" ext. - 3.2 bu/sec unload rate OPERATOR'S CAB
425479	Deluxe Cab
425132	Pro 700 - Color Touch Screen OPERATOR'S SEAT
425187	Cloth bucket operator seat with air suspension RADIO AND SPEAKERS
425377	AM/FM/WB Radio w/ weatherband CAB ROOF LIGHTS
722811	Halogen stadium lighting (8 halogen lights) GROUND DRIVE
425301	33/39 ratio - 120 in. tread w/2-speed motor FRONT AXLE DRIVE TIRES
8300098	520/85R42 L1157A8 (R2) DRIVE AXLE EXTENSIONS
415027	11" axle extension for 120" /180" tread settings for duals OPERATOR PLATFORM EXTENSIONS
712474	20" /500 mm platform extension STEERING AXLE
425163	2-Speed Power Adjustable Steering Axle - 120 in. to 150 in. STEERING TIRES
8178008	28L-26, 12PR (R2) Tire Brand Preference
	Per your regional requirements. ADVANCED FARMING SYSTEMS
722611	Yield and moisture logging
712635	PC Software
425144	GPS Antenna receiver mount - Universal receiver mount.
	GPS Receiver
	AutoGuidance Ready
	ICM Controller
	Engine Accessories
722764	Engine block heater
	Air Compressor
	OTHER OPTIONS
	Trailer Hitch
722805	Accumulator
XC5202X	Auto Float Control
722700	3 Rotating beacon lights - includes second grain bin level sensor
722736	Under panel service lights (6 lights - 2 RH, 2 LH & 2 engine)
	Operator's Manuals
	Manuals Autoguidance
	Manuals Operation

**AXIAL-FLOW® 7140 COMBINE
US PRICE LIST**

Standard Equipment

ENGINE:

Diesel, 6 cylinder, 8.7L Case IH FPT,
375 SAE hp at 2100 rpm
Power rise - 67 hp
Power boost - 67 hp (while unloading)
Peak Power 442 hp at 2000 rpm
Electronically controlled fuel injection
Engine inlet air grid heater
Includes wastegate turbo-charger and
air-to-air intercooler
Complies with EPA Emissions
Requirements - Tier 4A with Selective
Catalytic Reduction (SCR)
Low idle fuel saver of 600 rpm
250 gallon (950 liter) fuel tank
43.5 gallon (166 liter) DEF tank
40.8 gallons (156 liter) of usable DEF
Key switch fuel/engine shut-off
Water separator fuel filter and fuel
cooler
Water- in fuel sensor
Air filter - dual stage, dry type
w/aspirated pre-cleaner and in-cab
service indicator
200 AMP alternator
Two 12 volt batteries - 950 CCA each
Side mounted engine air screen with
Power Clean evacuation system
Radiator, in-line core with
de-aeration reservoir
Engine coolant and conditioner
Muffler

CHASSIS:

Composite, hinged trim panels with
transport locking pins
Tool box
Tie down shipping points
Chassis rear tow points
Back up safety alarm
Service platforms
Right front service ladder
(2) 10 lb. dry chemical
(ABC) fire extinguishers

ADVANCED FARMING SYSTEMS:

Pre-wired for AFS yield and moisture
sensors, and GPS antenna
AFS Pro 700 Display
Interface for AFS AccuGuide, ACS and
Yield and Moisture Monitoring
AFS Desktop software for PC

HYDRAULICS:

Closed center system: header lift, reel
lift, unloader swing and steering
Open center system: reel drive,
unloader engage, feeder and separator
engage and power brakes
Electro-hydraulic control system for
separator, feeder, unloader swing,
unloader engage, reel raise/lower,
reel fore/aft and header lift
Single point/single lever header
multi-coupler

FEEDER:

Single lever header quick attach
Undershot - slatted with friction drive
slip clutch
Feeder reverser, electrically controlled,
hydraulic
Three strand roller chain w/bolted slats
Feeder silencer ready
(2) 3.15 inch (80 mm) diameter
lift cylinders

CLEANING:

Auger bed with 5 extended wear
augers and single point cleanout
control
Cross Flow™ cleaning fan - includes
low air flow adjustment for grass
seeds, variable speed with cab
controls, 450/1250 RPM
Left side fan air inlet shield/screen
Fan air inlet bottom shield/screen
Residue discharge dual speed
External sieve adjustment
(chaffer center section and shoe)

**AXIAL-FLOW® 7140 COMBINE
US PRICE LIST**

Standard Equipment

OPERATOR'S CAB:

GENERAL

Tinted glass with front sun visor
 Right side full view service door
 Tilt open rear window
 Center dome lights and right console light
 Cab exit delay lighting
 Tilting steering column, floor and upper pivot with telescopic steering wheel.
 Deluxe windshield wiper single blade
 Adjustable right console, floats with seat
 Air suspension seat w/seat belt, lumbar adjustment, fore/aft isolator, operator's presence switch and adjustable LH arm rest
 Under seat storage
 Padded instructor seat w/storage compartment and seat belt
 Beverage holders
 Automatic temperature control with heater/defroster and air conditioner
 AM/FM weatherband radio with two speakers
 Mounting and power supply for electronic equipment and accessories
 Alert horn
 Pressurizer fan
 Pivot forward ladder w/flexible lower step
 Black - molded floor mat
 Coat hook

INSTRUMENTATION AND CONTROLS

Variable recirculation fan
 Multifunctional propulsion control lever: feeder raise/lower, reel raise/lower and fore/aft, header height resume, unloader swing, unloader engagement, feeder/header emergency stop, shift function

OPERATOR'S CAB: (continued)

POWER OUTLETS

4 - 12 volt DC outlets
 1 - 3 Pin switched and unswitched on key panel
 1 - Access to switched power on right side B post for aux video displays and other add-on equipment.

INSTRUMENTATION AND CONTROLS

Instrumentation package (back lighted):
 ground speed, engine speed, fan speed, rotor speed, shaft speed monitor (8 function), engine low RPM warning, hydraulic reservoir oil level, hydraulic oil temperature warning, unloader on/out indicators, engine and separator hour meter, auto feeder cutoff, diagnostic and troubleshooting functions, area counter, low fuel warning, grain scan monitor, header cutting height indicator
 Engine power indicator
 Rooding hydraulic safety lockout
 Unloader engage
 Unloader swing
 Separator engage
 Feeder/header engage
 Auto header height control with fine adjust and 2 height settings plus headland setting
 Electronically controlled header raise/lower rates
 Automatic reel speed control
 Electric park brake control
 Electric concave clearance adjustment w/position display
 Electronic tailings volume monitor
 Electronic header recognition
 Service interval reminders
 Separator trip hour meter
 Adjustable alarm volume

**AXIAL-FLOW® 7140 COMBINE
US PRICE LIST**

Standard Equipment

TRANSMISSION, BRAKES AND**FINAL DRIVES:**

3 speed hydrostatic drive
Hydraulic power disc brakes
Electronically controlled, mechanically applied park brake
Heavy-duty final drives with 12/73 gears

THRESHING AND SEPARATING ROTOR:

30 in. diameter AFX rotor
3 speed ranges with variable speed electric control in each range, 250-1125 RPM, enhanced rotor drive components
Adjustable transport vanes

CONCAVES:

3 section bar and wire
Electronic in-cab position control

GRATES:

3 section

GRAIN HANDLING:

Grain tank capacity: 300 bushels
Unloading rate: 3.2 bushels/second
Quick raise and lower grain tank extensions
Foldable bubble up auger
Adjustable grain tank level sensor
Unloading auger spill saver
Operator deck grain tank sample access
Grain tank front window
No tools required grain tank cross auger cover adjustment
Unloader clutch hydraulically controlled
Spring loaded 2 speed chain drive for clean grain elevator
Clean Outs:
Clean grain and tailings auger drop-out troughs

GRAIN HANDLING: (continued)

Clean grain elevator boot
Front and rear grain tank cross auger trough access covers (right hand side)
Vertical unload auger door

GAUGES:

Fuel level, coolant temperature, DEF level

TAILLIGHTS AND AUDIBLE ALARM:

Engine oil pressure, charging system warning indicator
Parking brake engage/low pressure
Coolant level
Grain tank full
Engine intake manifold air temperature
Engine air filter
Transmission shift

LIGHTING:

ASAE standard road lighting
8 halogen headlights (6 flood, 2 distance hi/low)
Work lights (1 grain tank, 1 unloader)
2 tail, 4 combination amber flashing and turn signals
2 under cab after cut lights
2 rear work lights
2 mirror mounted side finder lights
Portable service light, magnetic base, with (4) combine connection points

MAXIMUM HEADERS:

Grain Head - 30 ft. (9.1 m)
Grain Head Flex - 35 ft. (10.7 m)
Draper Head - Rigid - 40 ft. (12.2 m)
Draper Head - Flex - 40 ft. (12.2 m)
Corn Head (30 in.), 12-row
Chopping Corn Head (30 in.), 8-row
Folding Chopping Corn Head



**AXIAL-FLOW® 7140 COMBINE
US PRICE LIST**

Models

COMMERCIAL MODEL	MODEL	Weight	Factory Data	List Price
AF 7140 COMBINE	AF MRR COMB	40,000 LB		\$383,942.00

Factory Supplied Options

Order Code	Description	Weight	Factory Data	List Price
------------	-------------	--------	--------------	------------

FEEDER DRIVE

SD_C6602 FEEDER DRIVE

	425210	Standard feeder drive		(\$815.00)
	425211	Heavy-duty feeder drive required for 2-speed header drive		No Charge

FEEDER ROCK PROTECTION AND CONVEYOR

SD_C6504 FEEDERS

Without Stone Trap				
	425081	Lateral tilt feeder - 1 speed header drive		(\$4,002.00)
	425082	Lateral tilt feeder - 2 speed header drive - recommended for corn		(\$1,441.00)
With Stone Trap				
	425086	Lateral tilt feeder- one speed header drive with stone trap, and Terrain Tracker® control		(\$2,564.00)
	425087	Lateral tilt feeder- two speed header drive with stone trap, and Terrain Tracker® control recommended for corn		No Charge
Hillside Ready Feeders				
	425125	Feeder w/ "Hillco" header tilt With stone trap, single speed header drive and "Hillco" header tilt. Must order Hillside attachment from Hillco Inc.		(\$4,504.00)
	425126	Feeder w/ "Hillco"-2 speed Stone trap header drive. Must order Hillside attachment from Hillco Inc.		(\$2,038.00)

**AXIAL-FLOW® 7140 COMBINE
US PRICE LIST**

ROTOR TRANSITION CONE / EXTENDED WEAR COMPONENTS

SD_C7034 INFEED / TRANSITION

	722889	Rotor transition cone-standard for grain and corn	No Charge
	722888	Rotor transition cone-extended Extended wear for abrasive crop conditions.	\$2,264.00

ROTORS

SD_C7040 ROTORS

	722808	Std. wear rotor w/4 bars for small grains, corn, soybeans, 4 separator bars over grates	(\$202.00)
	722885	Extd. wear rotor w/4 bars for grain, corn, soybeans and edible beans Includes chrome alloy rasp bars and 4 straight separator bars and hardfaced flighting.	\$2,511.00
	722886	Std. wear rotor w/8 bars for corn and soybeans, 8 straight separator bars	No Charge
	425127	Ext wear small tube C/B rotor Small tube rotor for tough soybean conditions and can be used in corn. Corn/bean configuration includes 10 spiked rasp bars and 10 modular separator bars in separating area.	\$4,470.00
	425436	Ext wear small tube grn rotor Small tube rotor for tough straw conditions. Small grain configuration includes 10 spiked rasp bars in separating area.	\$4,381.00
	425438	Ext wear small tube rice rotor Includes spiked rasp bars throughout.- recommended for rice.	\$4,596.00

CONCAVES

SD_C7020 CONCAVES FACTORY INSTALLED

	722753	Sm wire, 3/16 in.-heat treated for small grain	\$946.00
	722809	Sm wire, 3/16 in. w/int. bars for small grain, heat treated, with interrupter bars	\$1,049.00
	722754	Large wire, 1/4 in. for corn and soybeans	No Charge
	722755	Lg wire, 1/4 in.- heat treated Extended wear for high volume corn, rice, and abrasive crops	\$676.00
	425109	Round bar - high moisture corn optional for corn and soybeans, updated bar spacing similar to 230 Series	\$893.00

**AXIAL-FLOW® 7140 COMBINE
US PRICE LIST**

GRATES

SD_C7032 GRATES

	425390	Grate, 3/8 in. square bar		No Charge
	722758	Slotted for small grains		(\$73.00)

UPPER SIEVES

SD_C7532 UPPER SIEVES

Elec In-cab/ Elec Sieve Adj.				
	722719	1-1/8 in. grain slat - Elec		\$89.00
	722723	1-5/8 adj. corn slat - Elec		No Charge
	722725	1-5/8 adj. closz slat - Elec		(\$6.00)
	722721	1-1/8 Peterson sieve - Elec		\$449.00

LOWER SIEVES

SD_C7517 LOWER SIEVES

Electronic In-cab/ Elec Sieve				
	722733	1-5/8 in. closz slat - Elec for high yield, high moisture corn		No Charge
	722731	1-1/8 in. grain slat -Elec		\$89.00

GRAIN ELEVATOR AND DELIVERY AUGERS

SD_C7902 ELEVATOR

	722630	Standard-duty elevator with inclined delivery auger		No Charge
	722632	Extended wear elevator with inclined delivery auger Recommended for abrasive crop conditions. Includes stainless steel elevator housing and bubble up auger tube.		\$6,342.00

GRAIN TANK EXTENSIONS

SD_C8201 GRAIN TANK

300 Bushel Grain Tank				
	425466	Grain tank lrg - manual fold 300 bu. grain tank with manual folding extensions		No Charge

**AXIAL-FLOW® 7140 COMBINE
US PRICE LIST**

	425467	Grain tank lrg-elec fold cover 300 bu. grain tank with In-cab electric folding covers		\$3,998.00
	425494	Grain tank lrg-elec fold ext.. 300 bu. grain tank with In-cab electric folding extensions		\$3,234.00

GRAIN TANK UNLOADING AUGER

SD_C8402 UNLOADING AUGER

For 25 ft. Headers and Smaller

	425329	Base tube standard wear - for 25 ft. header and smaller		(\$588.00)
	722740	Perf. base tube perforated tube - for 25 ft. header and smaller		(\$516.00)
	425330	Extd wear base tube extended wear - for 25 ft. header and smaller		\$462.00

For 35 ft. Headers and Larger

	722983	Base tube w/52 in. ext. standard wear - for 35 ft. header and smaller		No Charge
	425078	Perf. base tube w/52 in. ext. perforated tube - for 35 ft. header and smaller		\$140.00
	425077	Extd wear base tube w/52in ext extended wear - for 35 ft. header and smaller		\$1,480.00

ADVANCED FARMING SYSTEM (C7)

SD_25016 MONITOR

	722988	Large color touch screen AFS Pro 700 Display - includes display, mounting bracket and wiring. Display mounted to right hand console.		No Charge
--	--------	--	--	-----------

ROTOR DISCHARGE

SD_C8701 BEATER / CHOPPER INTERNAL

	722761	Standard cut straw chopper		No Charge
	425115	3 Blade discharge beater with spring loaded grate		(\$2,780.00)
	425140	6 Row flail cut chopper for heavy long straw or finer cut. Will require more horsepower than standard chopper.		\$3,264.00

**AXIAL-FLOW® 7140 COMBINE
US PRICE LIST**

RESIDUE SPREADERS

STRAWHOOD ATTACHMENTS

SD_C8708 STRAWHOOD ATTACHMENTS

	722803	Straw spreaders dual disc, curved bat		No Charge
	722804	Dual disc with chaff spreaders dual disc, curved bat, straw spreaders with additional 2 disc chaff spreaders		\$3,234.00

OPERATOR'S CAB

SD_05010 OPERATOR'S CAB

	425357	Deluxe_cab Includes manual mirrors, poly vinyl steering wheel, covered B-posts includes telescoping steering wheel, operator foot-rests, cooled/heated beverage compartment, storage drawer under operator's seat, six power outlets/access for accessory electronic equipment and molded floor mat. Pro 700 Display and smart phone cradle. Instructor's seat with under seat storage.		No Charge
	425358	Luxury_cab All Deluxe Cab Features with the addition of Heated-Electric Remote Mirrors, Leather Wrapped Steering Wheel, Three Storage Bins behind Operator's Seat, Five Storage Shelves LH/RH "B-Posts," Portable Refrigerator, LH/Rear Window Shades.		\$2,185.00

OPERATOR'S SEAT

SD_05129 OPERATOR'S SEAT

	425187	Cloth bucket operator seat		No Charge
	425188	Leather operator seat Heated, red leather, operator seat, red leather instructor seat		\$1,729.00
	425376	Lthr positive response seat Heated, red leather operator seat, red leather instructor seat, Semi- active air suspension recommended for tracks		\$2,334.00

**AXIAL-FLOW® 7140 COMBINE
US PRICE LIST**

RADIO AND SPEAKERS

SD_05078 RADIO AND SPEAKERS

	722650	AM/FM weather band radio 2 speaker system with weather band, 3.5mm aux jack on radio		No Charge
	425377	AM/FM/WB/Bluetooth radio 4 speaker system with weather band, 3.5mm aux. input and Bluetooth capable radio with mic.		\$676.00

CAB ROOF LIGHTS

SD_06029 LIGHTS

	722811	Halogen stadium lighting Halogen lights		No Charge
	722810	HID stadium lighting Halogen and 2 HID lights		\$1,827.00
	425213	High definition HID lighting 6 HID lights		\$3,996.00

SD_06066 LIGHTING

	X06066X	No Lighting Selection		No Charge
	415321	Distance Lights Includes 2 additional LED lights, located on LH and RH mirror brackets.		\$1,015.00

GROUND DRIVE

SD_08018 TRACTION

	425296	35/37 ratio for 30.5 and 800/65 tires (codes 8306078 and 8367008) Replaces 37/35 transmission but with increased tractive effort.		No Charge
	425297	35/37 ratio with 2-speed motor for 30.5 and 800/65 tires (codes 8306078 and 8367008) Two speed motor will give higher field and transport speeds. Replaces 37/35 transmission but with increased tractive effort.		\$2,316.00
	425300	33/39 ratio for large single and dual tires Replaces 34/38 transmission but with increased tractive effort.		No Charge
	425301	33/39 ratio with 2-speed motor for large single and dual tires Two speed motor will give higher field and transport speeds. Replaces 34/38 transmission but with increased tractive effort.		\$2,316.00

**AXIAL-FLOW® 7140 COMBINE
US PRICE LIST**

FRONT AXLE DRIVE TIRES

SD_09011 TRACTION WHEELS

Single Drive Tires					
	8300798	IF 800/70R38 CFO 174A8 R1W Michelin only High flex side wall, provides increased load carrying capabilities with lower inflation pressures (Required for 40 ft. 3152/3162)			\$4,337.00
	8367008	800/65R32 LI172 R1W Firestone, Goodyear, Michelin and Continental/Mitas			(\$5,367.00)
	8300378	800/70R38 LI181A8 R1W Firestone and Goodyear only Requires 33/39 transmission Increased load index to allow a wider range of header capability			(\$300.00)
	8368008	900/60R32 LI176 R1W Goodyear, Michelin and Mitas			(\$3,954.00)
	8358009	900/60R32 LI176 R1 Firestone only			(\$4,626.00)
	8365008	900/65R32 LI178 R2 Firestone and Goodyear Requires 33/39 transmission			(\$2,055.00)
	8372108	76 x 50.00-32 16PR HF3 Flotation tires - Firestone only Requires 33/39 transmission			\$13,507.00
	8300318	Rims only, less 900 tires with mounting hardware			(\$11,340.00)
Dual Drive Tires					
	8300028	520/85R38 LI155 R1 TL Firestone and Goodyear			No Charge
	8300078	520/85R42 LI157A8 R1-Duals Firestone and Goodyear Requires 33/39 transmission			\$1,386.00
	8300088	520/85R42 LI157A8 R1W-Duals Firestone, Goodyear and Michelin Requires 33/39 transmission			\$1,831.00
	8300098	520/85R42 LI157A8 R2-Duals Firestone and Goodyear Requires 33/39 transmission			\$2,713.00
	8300528	520/85R42 162A8 R1W Goodyear, Mitas, and Michelin Increased load index to allow a wider range of header capability			\$7,500.00
	8384038	620/70R42 160A8 R1W Firestone, Goodyear, and Michelin Requires 33/39 transmission			\$5,285.00

**AXIAL-FLOW® 7140 COMBINE
US PRICE LIST**

	8300198	Rims only, less 520/620 with mounting hardware, less 520/620 Dual tires			(\$8,201.00)
	8319008	No drive tires taken available for Hillside Ready Combine			(\$14,208.00)

FRONT DRIVE AXLE EXTENSIONS

SD_08001 AXLE EXTENSION

	X08001X	No axle extensions for single drive tires at 120 in. and 137 in. tread settings. Required for Hillco Ready Combine			(\$3,386.00)
	415027	11 in. axle extension for 120 in. / 180 in. tread settings for dual drive tires in 30 in. rows. Provides 142 in. tread setting with single drive tires dished in and 146 in. tread setting with 76 x 50.00 - 32 flotation tires. Shipped loose.			No Charge

OPERATOR PLATFORM EXTENSIONS

SEE TIRE ORDERING GUIDE IN THE BACK OF THE PRICE LIST

SD_05073 OPERATOR PLATFORM EXTENSIONS

	415300	Single tire op platform ext 16.3 in./415 mm platform ext. Required for all single drive tires except 76x50 flotation			(\$882.00)
	415301	Two platform extensions 16.3 in./415 mm platform ext. Required with duals or 76x50 flotation tires			No Charge

STEERING AXLES

SD_12005 STEERING AXLE

	722034	Non-power adj. steering axle 120 in. to 150 in. tread setting			No Charge
	425163	2 Speed Powered Rear Axle 120 in. to 150 in. tread setting			\$20,176.00

STEERING TIRES

SD_13004 STEERING TIRES

	8100198	600/65R28 L1154A8 R1W Goodyear, Firestone, Michelin and Mitas			No Charge
--	---------	---	--	--	-----------

**AXIAL-FLOW® 7140 COMBINE
US PRICE LIST**

	8100918	VF620/70R26 170A8 R1W Michelin only Increased load index to allow a wider range of header capability		\$1,174.00
	8171008	28L-26, 12PR R1 Goodyear and Firestone		\$837.00
	8178008	28L-26, 12PR R2 Goodyear and Firestone		\$2,494.00
	8100009	Steering tires/whls not taken		(\$4,989.00)
	8100328	Rims only, w/mounting hardware less tires - for 600/65 R28 tires		(\$3,655.00)

TIRE BRAND PREFERENCE

SD_16045 TIRE BRAND

	X16045X	No tire brand selection		No Charge
	722734	Firestone		\$1,218.00
	722735	Goodyear		\$645.00
	425108	Michelin		\$2,653.00
	425378	Mitas		\$645.00

ADVANCED FARMING SYSTEM

SD_27011 AUTOGUIDANCE NAV II

	X27011X	No Guidance Nav II controller		No Charge
	425137	AutoGuidance Nav II controller Requires AFS AccuGuide ready combine, AccuGuide operator manual		\$5,408.00

SD_27021 GPS RECEIVER MOUNT

	425144	GPS antenna receiver mount AFS universal grain tank extensions receiver mount - for use with AFS 162, AFS 262 or AFS 372 antenna receivers		No Charge
--	--------	--	--	-----------

SD_27022 GPS ANTENNA/RECEIVER

	X27022X	No GPS receiver		No Charge
	425246	162 GPS Antenna receiver WAAS/EGNOS signal only - for yield mapping. Requires antenna receiver mounting package code 425144. Additional unlock code required to operate AFS AccuGuide and is purchased separately through CNH Precision Farming Store.		\$1,185.00
	425510	372 Antenna receiver - WAAS Factory Installed Auto Guidance Precision Farming Includes: Antenna / 372 Receiver WAAS for yield mapping. Requires antenna receiver mounting package code 425144.		\$3,245.00

**AXIAL-FLOW® 7140 COMBINE
US PRICE LIST**

	425504	372 GPS Receiver- Omni HP/XP Factory Installed Auto Guidance Precision Farming Includes: Antenna / 372 Receiver WAAS, GLONASS, Omni Star HP/XP for yield mapping. Receiver can be upgraded to RTK. RTK radio sold separately. Requires antenna receiver mounting package code 425144.		\$5,745.00
--	--------	---	--	------------

SD 27032 PC SOFTWARE

	712635	Desktop software for PC AFS Desktop Software - includes 1- year service agreement. Required to analyze yield data for either yield mapping or data logging.		No Charge
	X27032X	No desktop software		(\$828.00)

SD 27035 PF PACKAGE

	722611	Yield and moisture logging AFS - includes sensors, wiring, brackets and external storage device.		No Charge
--	--------	--	--	-----------

SD 27047 AUTOGUIDANCE

	425462	No guidance system		No Charge
	425136	Autoguide ready AFS AccuGuide ready combine - includes steering sensor, electronic steering valve, steering manifold, hydraulic hoses, Nav II controller mounting bracket and all wiring. Requires AFS grain tank receiver mount 425144.		\$6,834.00

SD 27056 ICM CONTROLLER

	X27056X	No ICM controller		No Charge
	425463	ICM controller Control Module - Required for AutoGuidance and RowGuide		\$288.00

ENGINE ACCESSORIES

SD 02009 ENGINE AIR COMPRESSOR

	X02009X	No engine air compressor		No Charge
	722525	Engine air compressor Engine driven air compressor system - 7 cfm @ 1,000 RPM/14 cfm @ 2,000 RPM - with 16 gallon pressure tank, 4 outlet points located around the combine and a 20 ft. air hose		\$2,934.00

SD 02071 ENGINE COOLANT HEATER

	722764	Engine block heater		No Charge
	X02071X	No engine coolant heater		(\$269.00)

**AXIAL-FLOW® 7140 COMBINE
US PRICE LIST**

OTHER OPTIONS

CAB ACCESSORIES

SD_05123 WINDSHIELD WASHER

	X05123X	No windshield washer		No Charge
	425061	Windshield washer		\$289.00

HYDRAULIC EQUIPMENT

SD_C5201 ACCUMULATORS

	722805	Ride control accumulator Feeder lift circuit		No Charge
	XC5201X	No Accumulators		(\$958.00)

SD_C5202 AUTO FLOAT CONTROL

	XC5202X	No header float control		No Charge
	722672	Header float control for rigid headers cutting on the ground. Requires Ride Control Accumulator, code 722805.		\$278.00

ADDITIONAL ITEMS

SD_06050 UNDER SHIELD LIGHT

	722736	Under panel service lights 6 lights - 2 RH, 2 LH and 2 engine deck		No Charge
	X06050X	No under shield light kit		(\$1,001.00)

SD_30001 BEACONS

	722700	Rotating beacon lights 3 rotating beacon lights Includes second grain bin level sensor. Automatically turns on when grain tank sensor is activated to alert grain cart driver.		No Charge
	425493	No Beacons 425493		(\$520.00)

SD_41038 TRAILER HITCH

	X41038X	No trailer hitch		No Charge
	722520	Trailer hitch		\$1,133.00

SD_E5114 SEA GUARD

	XE5114X	No Protective coating		No Charge
	461011	Protective coating		\$281.00

**AXIAL-FLOW® 7140 COMBINE
US PRICE LIST**

LOOSE ACCESSORIES

CONCAVES

SD_C7011 C/B CONCAVES FI

		XC7011X	No C/B concaves FI		No Charge
		712441	Large wire 1/4 in. diameter Front concave section only		\$1,026.00

SD_C7022 CORN CONCAVE FI

		XC7022X	No corn concave		No Charge
		712508	Large wire-1/4 in. diameter Set of 2, second and third		\$1,890.00

SD_C7038 RB/FB CONCAVES

		XC7038X	No Concave		No Charge
		712451	Round Bar Concaves Fi Set of 3		\$1,964.00

SD_C7045 SMALL WIRE CONCAVES

		XC7045X	No concave		No Charge
		712440	Small wire 3/16 in. diameter Heat treated, front concave section only		\$1,063.00

SD_C7046 SLOTTED CONCAVES

		XC7046X	No slotted concaves		No Charge
		712615	Package, slotted concaves for edible beans, full set of 3 concaves		\$1,970.00

SD_C7051 SMALL GRAIN CONCAVE

		XC7051X	No small grain concave		No Charge
		712613	Small wire 3/16 in. diameter Set of 2 second and third - heat treated		\$2,180.00

GRATES

SD_C7018 GRATES

		XC7018X	No selection No grates		No Charge
		415263	Grate square bar, set of 3, FI 3/8 in. square bar grates, set of 3		\$1,429.00

SD_C7047 SLOTTED GRATES

		XC7047X	No slotted grates		No Charge
		415265	Grates slotted, set of 3, FI		\$1,248.00

**AXIAL-FLOW® 7140 COMBINE
US PRICE LIST**

CLEAN GRAIN

SD_C7904 PERFORATED TROUGH

		XC7904X	Grain storage		No Charge
		712557	Perf. clean grain/tailings Perforated troughs and clean grain elevator boot door - Includes perforated panel for clean grain and tailings cross auger troughs and perforated clean grain elevator boot door.		\$857.00

CLEANING SYSTEM

SD_C7514 GRAIN PAN HILL DIVIDER

		XC7514X	No grain pan dividers		No Charge
		415025	grain pan dividers 5 pieces in total		\$312.00

SPECIAL EQUIPMENT

SD_02011 ROTARY DUSTSCREEN BRUSH

		X02011X	No rotary screen brush		No Charge
		712209	Rotary screen brush internal air screen brush for corn sucrose		\$710.00

ADDITIONAL OPERATOR'S MANUAL

SD_47048 MANUALS AUTOGUIDANC

		X47048X	No AutoGuidance manual		No Charge
		415149	AutoGuidance manual - English		No Charge
		415150	AutoGuidance manual-French CAN		No Charge
		415151	AutoGuidance manual-Spanish NA		No Charge

SD_47083 OPERATOR'S MANUAL

		712515	English Manual for N.A.		No Charge
		712516	French Manual 712516		No Charge



**AXIAL FLOW 6140, 7140
STEERING AXLE BALLAST WEIGHT REQUIREMENTS**

		ASA Axle	PRA Axle
Header Style	Size (in feet)	Weight (lbs.)	Weight (lbs.)
2010 Grain Heads	20	0	0
	25	0	0
	30	0	0
3016 Pick Header	15	0	0
3020 Flex Header	20	0	0
	25	0	0
	30	0	0
	35	0	0
3152 Draper (Heavy-duty)	25	0	0
	30	0	0
	35	0	0
	40	0	0
3162 Flex Draper (Heavy- duty)	30	0	0
	35	0	0
	40	440	0
4400 Series Corn Head	8 R	0	0
	12 R	0	0
4400 Series Corn Head Chopping	6 R	0	0
	8 R	0	0

Use cast iron weights on rear wheels or fluid in rear tires to ballast steering axles.



**Ordering Guide - Tire Combinations
Axial-Flow 5140,6140,7140 Combines**

Recommended Front / Rear Tire Combination w/ Non-Powered Guide Axle	Front Tire Tread Setting		
	120"	132"	142" / 180"
Drive Tire			
Single Drive Tire			
30.5LR32 R1	A	A	A
800/65R32 R1W	A,C	A,C	A,C
800/70R38 R1W		B,C	B,C,D,E
900/60R32 R1, R1W		C	A,B,C
900/65R32 R2		C	C,D,E
76X50.00-32 HF3			B,C,D,E
Dual Drive Tire			
520/85R38 (20.8R38) R1			120" / 180" A,B,C,D
480/80R42 (18.4R42) R1, R1W			A,B,C,D
520/85R42 (20.8R42) R1, R1W			B,C,D
520/85R42 R2			E
620/70R42 R1W			C,D,E

Recommended Front / Rear Tire Combination w/ Powered Guide Axle	Front Tire Tread Setting			
	120"	132"	142"	120" / 180"
Drive Tire				
Single Drive Tire				
30.5LR32 R1	A	A	A	A
800/65R32 R1W	A,C	A,C	A,C	A,C
800/70R38 R1W		B,C	B,C,D,E	B,C,D,E
900/60R32 R1, R1W		C	A,B,C	A,B,C
900/65R32 R2		C	C,D,E	C,D,E
76X50.00-32 HF3			B,C,D,E	B,C,D,E
Dual Drive Tire				
520/85R38 (20.8R38) R1				120" / 180" A,B,C,D
480/80R42 (18.4R42) R1, R1W				A,B,C,D
520/85R42 (20.8R42) R1, R1W				B,C,D
520/85R42 R2				E
620/70R42 R1W				C,D,E

Guide Tire Options	Chart Code	Min. Rear Tire Tread Width	
		Non-PGA	PGA
19.5L-24 R4	A	123"	NA
480/70R30 R1W	A	120"	125"
540/70R30 R1W	B	120"	125"
VF 620/70R26 R1W	B	120"	125"
600/65R28 R1W	C	121"	139"
28L-26 R1	D	139"	151"
28L-26 R2	E	139"	146"

Preferred tire combination are in bold.



Tire Ordering Guide - Maximum Header Size and Tread Setting
Axial-Flow 6140, 7140 Combine

Minimum Drive Tire	Maximum Header Size						Tread Setting												
	3016	2010 / 3020	2142	2152	2162/ 3152*/ 3162*	3400/ 4400	2600/4400 chopping	120"	134"	142"	120" / 180"	120"	134"	142"	120" / 180"				
								Wheels Dished In	Wheels Dished Out	Wheels Dished In	Wheels Dished Out	Wheels Dished In	Wheels Dished Out	Wheels Dished In	Wheels Dished Out				
Single Drive Tire								Required Axle Extension								Required Operators Deck Extension			
800/65R32 R1W, 30.5LR32 R1	16'	30'	30'	30'	NR	8R38	8R	0	0	11"	11"	NA	NA	16"	16"	32"	32"	NA	NA
800/70R38 181A8 R1W	16'	35'	35'	40'	40'	12R30"	8RF	0	0	11"	11"	NA	NA	16"	16"	32"	32"	NA	NA
IF800/70R38 CFO 184A8 R1W	16'	35'	35'	40'	40'	12R30"	8RF	0	0	11"	11"	NA	NA	16"	16"	32"	32"	NA	NA
900/60R32 176A8 R1, R1W	16'	35'	35'	35'	35'	12R30"	8RF	0	0	11"	11"	N/A	N/A	16"	16"	32"	32"	N/A	N/A
900/60R32 185A8 R1W**	16'	35'	35'	40'	40'	12R30"	8RF	0	0	11"	11"	N/A	N/A	16"	16"	32"	32"	N/A	N/A
900/65R32 178A8 R2	16'	35'	35'	35'	35'	12R30"	8RF	N/A	0	11"	11"	N/A	N/A	N/A	16"	32"	32"	N/A	N/A
76X50.00-32 16PR HF3	16'	35'	35'	35'	35'	12R30"	8RF	N/A	N/A	11"	11"	N/A	N/A	N/A	16"	32"	32"	N/A	N/A
Dual Drive Tire								Required Axle Extension								Required Operators Deck Extension			
520/85R38 (20.8R38) LI155 R1	16'	30'	30'	30'	NR	8R38	8RF	N/A	N/A	N/A	N/A	11"	11"	N/A	N/A	N/A	N/A	32"	32"
R1W, R2	16'	35'	35'	35'	35'	12R30"	8RF	N/A	N/A	N/A	N/A	11"	11"	N/A	N/A	N/A	N/A	32"	32"
R1W, R2	16'	35'	35'	40'	40'	12R30"	8RF	N/A	N/A	N/A	N/A	11"	11"	N/A	N/A	N/A	N/A	32"	32"
620/70R42 LI160 R1W	16'	35'	35'	40'	40'	12R30"	8RF	N/A	N/A	N/A	N/A	11"	11"	N/A	N/A	N/A	N/A	32"	32"

* WITHOUT SLOW SPEED TRANSPORT PACKAGE
 ** AUSTRALIA ONLY



AXIAL-FLOW® 88/30 and 40 SERIES MIDRANGE COMBINES
PARTS DIVISION SUPPLIED ACCESSORIES

PART NUMBER	DESCRIPTION	NOTES
<u>Header Accessories</u>		
84237965	Package, Accumulator	Required for 12 Row Corn Header and 35 ft. or Larger Drapers, 130 Series
87746706	1000 Series Electrical Conversion Kit	Converts 1000 Series Header electrical connection to 88 Series Combine
87746707	2200 Series Electrical Conversion Kit	Converts 2200 Series Header electrical connection to 88 Series Combine
87552504	1000 Series Hydraulic Conversion Kit	Converts 1000 Series Header hydraulic connection to 88 Series Combine
87662931	2200 Series Hydraulic Conversion Kit	Converts 2200 Series Header hydraulic connection to 88 Series Combine
73340627	22/32/24/3400 Stalk Stompers	Cornhead Stalk Stompers (Avail Ship Direct)
73340628	2600 Stalk Stompers	Cornhead Stalk Stompers (Avail Ship Direct)
<u>Cleaning Accessories</u>		
87478612	Shield, Cleaning Fan, Lower	For use with chopping corn heads
87585380	Attachment, Short Hillside Divider	
<u>Engine Accessories</u>		
87687385	Spring Loaded Rotary Brush Kit	For use w/ chopping corn heads
87735624	Engine Air Screen Guard	Protects rotating wand from tree branches
84566375	Fuel Water Separator	30 Series only
84142796	Battery Disconnect	
87557858	Anti-Static Kit	
<u>Grain Storage Access</u>		
84181343	Package, Perforated Auger Troughs	Perf clean grain and tailings auger troughs and clean grain elevator bottom door.
87710067	Package, Unloading Slow Down Kit	For 6130, 7130, 6088 and 7088 to reduce the unloading speed from 3.0 bu./per sec. to 2.3 bu./per sec.
87471943	36 in. Unload Auger Extension A	36 in. Red Unload Auger Extension (ext. wear)
84261030	52 in. Unload Auger Extension A	52 in. Red Unload Auger Extension (ext. wear)
84385831	Powered Grain Tank Covers	Electrical folding grain tank covers
84158659	Vertical Discharge Unloader Kit	Replaces Plastic Spout w/Rubber Vertical Discharge
<u>Operator Platform Accessories</u>		
87708975	HID Cab Roof Lights (2)	
87737628	HID Cab Roof Lights (6)	
87726717	HID Distance Lights	Mirror Bracket mounted
87726727	Beacons (2) and 3/4 Full Grain Tank Fill Sensor	Two beacons, 2nd GT fill sensor and mounting hardware
84555948	Beacon Package	3 beacons, 2 on cab + 1 in engine area
84259066	Package, Deck Extension 20 inch	
87479322	Package, Deck Extension 10 inch	
87447598	Windshield Washer Kit	
84548405	Steering Column Footrest Kit	
84365502	DIA F-N-I Installation Kit	



AXIAL-FLOW® 88/30 and 40 SERIES MIDRANGE COMBINES
PARTS DIVISION SUPPLIED ACCESSORIES

PART NUMBER	DESCRIPTION	NOTES
<u>Header Trailer Accessories</u>		
84304093	Package, Drawbar Hitch	Drawbar style
<u>Miscellaneous</u>		
84474366	Package, Under Panel Service Lights	6 Lights (2 RH, 2 LH and 2 Engine Check)
87390908	Package, 11 inch Axle Extensions	
ZAEVOSHCL2BHD	Voyager Observation System	Dual camera system - 7 in. color flat monitor
84548405	Powered Guide Axle DIA Kit	Complete PGA Assembly
<u>AFS - Miscellaneous</u>		
87726620	Package, GPS Install Graintank	For use with AFS 162, 252 or 262 w/ grain tank
87707427	Package, Yield and Moisture Monitor	Flow sensor, Moisture sensor, bypass unit
84548664	AFS AccuGuide Ready Combine Kit	88 and 30 Series Old Cab - Kit Includes electrical and hydraulic parts
84552634	AFS AccuGuide Ready Combine Kit	30 and 40 Series - New Cab - Kit Includes electrical and hydraulic parts - Requires Controller Kit #47429194
84547460	Package, TSD Color Install	After S/N YBG006285, display mount
84546676	Package, AFS Pro 700 Display	
87518983	Nav II AccuGuide Controller	
84150838	AFS 162 Receiver	
84588268	AFS 372 WAAS/VBS Receiver with Base Plate	
84588257	AFS 372 HP/XP Receiver with Base Plate	
47429194	ICM Controller	Required for AFS AccuGuide Ready Combine Kit #84552634 - 30 and 40 Series New Cab
<u>Conveyor Accessories</u>		
87374406	1000 Series Feeder Faceplate w/Lateral Tilt	
84417556	Rock Trap Feeder Assembly	30 Series for longer feeder
87690735	Package. Rock Trap 35/18 Sprockets & Chain	Provides 50% faster rock trap beater speed
87535463	Perforated Feeder Floor Rock Trap	30 Series, rock trap feeder
84385344	Perforated Feeder Floor Long	30 Series, non-rock trap feeder
84546436	Package, Lateral Tilt (Terrain Tracker)	30 Series
84411611	80mm Feeder Lift Cylinder Kit	30 Series
1320776C1	Rock Trap Finger Grate Kit	
<u>Thresh. Mech. Accessories</u>		
87377347	Package, Anti-Wind Extension	
1309425c1	Package, Small Wire Concave Filler Strips	Single Filler Strip
1309424c1	Package, Large Wire Concave Filler Strips	Single Filler Strip
348505A1	Package, Slot Concave & Extns E Bean	
87379142	Interrupter Bars	Painted Interrupter Bars
87360523	Round Bar Concave #2 and #3	
87456655	Round Bar Concave #1	
84193892	5088/5130 Chopper Conversion	Contains chopper and drives to change beater to chopper configurations
84166663	6088/7088/6130/7130 Chopper Conversion	Contains chopper and drives to change beater to chopper configurations
87489432	Concave Blanking Kit	Qty 1 blanking plate plus hardware



AXIAL-FLOW® 88/30 and 40 SERIES MIDRANGE COMBINES
PARTS DIVISION SUPPLIED ACCESSORIES

PART NUMBER	DESCRIPTION	NOTES
<u>Counter Weights</u>		
84050431	Counter Weight Wheels 200 kg FI A	88 Series
84050430	Counter Weight Wheels 400 kg FI A	88 Series
84050432	Counter Weight Wheels 600 kg FI A	88 Series
<u>Auto Rated Lubrication Kit</u>		
73340167	Auto-lube System Kit	For 5088, 6088, 7088

3rd Party Supplied Kits

Cameras / Accessories

ZAEBTKITHD	Bluetooth® Radio Kit
ZAEVOSHDCL2BHD	Dual Camera 7 inch Color Flat Screen LCD Observation System
ZAEVCCS150BHD	High Resolution Camera 1/3 inch CCD Color Camera
ZAECEC25HD	Add on 25 foot camera cable
ZAEVOSBHC3	Dual Camera Quick - Disconnect Bulkhead
ZAE4PANA	Replacement 4 inch LCD Monitor Mounting Pedestal
Note:	Additional information for AFS Pro 700 and Cameras available in PI AFS-8014-11
ZAE31200043	AFS Pro 700/IntelliView IV Camera Adapter
ZAE31100083HD	Camera adapter cable for FM-750or FM-1000 monitor
ZAEVOSIMKITHD	3-Camera installation Kit includes: ZAEBIC12L3HD 1-qty, ZAECEC25L3HD 2qty, ZAEUCMNTHD 2qty
ZAEBIC12L3HD	Bulkhead implement cable, 12 ft., 3-camera capable
ZAECEC25L3HD	Camera extension cable, 25 ft., 3-camera capable
ZAEUCMNTHD	Universal camera mount
ZAEBTC12L3HD	Bulkhead tractor cable, 12 ft., 3-camera capable
ZAEBTC25L3HD	Bulkhead tractor cable, 25 ft., 3-camera capable
ZAECEC25HD	25 ft. VOYAGER Extension Cable
ZAECEC75HD	75 ft. Camera Extension Cable
ZAEVCM3YL36i	Super CMOS Cylinder Color observation camera
ZAE87367060HD	Voyager CCD Color Cylindrical Camera
ZAEVCCS150BHD	Voyager CCD Color Camera
ZAEUCMNTHD	Universal camera mount
ZAEWVOS7MDCL1B	Voyager® ToughCam Digital Wireless single camera observation system includes 7 in. monitor, wireless camera, 12v plug, and hardware.

Axial-Flow 7230 Recommended Configuration **Small Grain - Wheat**

<u>Code</u>	<u>Description</u>
	Base Unit - Axial-Flow 7230 Combine VERSION
425200	Grain, Corn, Specialty Crop and Rice FEEDER DRIVE
425464	PowerPlus CVT Drive FEEDER ROCK PROTECTION AND CONVEYOR
722742	Without Stone Trap - lateral header tilt control with auto level function ROTOR TRANSITION CONE/EXTENDED WEAR COMP.
425198	Standard wear ROTORS
425388	Std. wear rotor w/spikes Includes 8 spiked rasp bars in Separator area ROTOR MODULE FRONT
722753	Grain, small wire (3/16" dia) heat treated ROTOR MODULE REAR
425058	Large wire (1/4") for small grains and small seed ROTOR DISCHARGE
722761	Standard cut chopper - 2 Speed RESIDUE SPREADERS
425339	Std spreader CLEANING SYSTEM
722030	Self Leveling Cleaning System in base UPPER SIEVES (CHAFFER)
425057	1-1/8" adjustable slat with 1-1/8" adjustable pre-sieve LOWER SIEVES (SHOE)
722731	1-1/8" adjustable Closz slat GRAIN ELEVATOR AND DELIVERY AUGER
722481	Standard Elevator - Single (Slow) Speed Only GRAIN TANK EXTENSIONS
425371	High Cap. Unload Grain tank w/ Maunal Ext. 315 bu. GRAIN TANK UNLOADING AUGERS
425348	High Capacity unload 40ft. Headers UNLOAD AUGER SPOUT
425343	Std. Unload Spout - Fixed Spout UNLOAD AUGER DRIVE
425364	High capacity Unload System - Single Drive OPERATOR CAB
425479	Deluxe Cab
722988	AFS Pro 700 Color Touch Screen Display OPERATOR SEATS
425187	Cloth bucket operator's seat RADIO AND SPEAKERS
722650	AM/FM Weather Band Radio CAB ROOF LIGHTS
722811	Halogen Stadium Lighting GROUND DRIVE
722028	Single speed hydro motor and non-locking differential FRONT AXLE DRIVE TIRES
8300518	520/85R42 LI162A8 (R1) FRONT DRIVE AXLE EXTENSIONS
712548	10.4" (265mm) axle extension for standard duty STEERING AXLE
425256	Adjustable steer axle, 120 in to 144 in. tread setting STEERING TIRES
8100198	600/65R28 LI154A8 (R1W) TIRE BRAND PREFERENCE
	Tire brand preference per your customers and local support ADVANCED FARMING SYSTEMS
	Auto Guidance Nav II Controller
	GPS Antenna Receiver
712635	AFS Desktop Software
722611	Yield and Moisture Logging
425286	AutoGuidance Ready ENGINE ACCESSORIES
	Engine Air Compressor
722764	Cold Start Package (Block Heater) OTHER OPTIONS
	Trailer Hitch
	Hand Wash Station
	Electronic Control Module MARKET AREA
	Manuals Autoguidance
	Manuals Operation
	SINGLE DRIVE TIRE CONFIGURATION
8358009	900/60R32 LI176 (R1) (Firestone Only)
X08001X	No Axle Extension
712457	10" Operator's Platform Ext.
	Tire brand preference per your customers and local support

Axial-Flow 7230 Recommended Configuration **Corn / Bean**

<u>Code</u>	<u>Description</u>
	Base Unit - Axial-Flow 7230 Combine VERSION
425200	Grain, Corn, Specialty Crop and Rice FEEDER DRIVE
425464	PowerPlus CVT Drive FEEDER ROCK PROTECTION AND CONVEYOR
722744	With Stone Trap - Lateral header tilt control with auto level function ROTOR TRANSITION CONE/EXTENDED WEAR COMP.
425198	Standard wear ROTORS
425292	Std. wear rotor w/bars/spikes Inc. 8 spiked rasp bars and 4 straight bars in sep. area ROTOR MODULE FRONT
722754	Corn and rice, large wire ROTOR MODULE REAR
425389	Large skip wire for corn, soybeans and small grains ROTOR DISCHARGE
722761	Standard cut chopper - 2 Speed RESIDUE SPREADERS
425339	Std spreader CLEANING SYSTEM
722030	Self Leveling Cleaning System in base UPPER SIEVES (CHAFFER)
722723	1-5/8" adjustable, corn slat LOWER SIEVES (SHOE)
722733	1-5/8" adjustable Closz slat GRAIN ELEVATOR AND DELIVERY AUGER
425241	2-speed Standard Duty GRAIN TANK EXTENSIONS
425371	High Cap. Unload Grain tank w/ Maunal Ext. 315 bu. GRAIN TANK UNLOADING AUGERS
425348	High Capacity unload 40ft. Headers UNLOAD AUGER SPOUT
425343	Std. Unload Spout - Fixed Spout UNLOAD AUGER DRIVE
425364	High capacity Unload System - Single Drive OPERATOR CAB
425479	Deluxe Cab
722988	AFS Pro 700 Color Touch Screen Display OPERATOR SEATS
425187	Cloth bucket operator's seat RADIO AND SPEAKERS
722650	AM/FM Weather Band Radio CAB ROOF LIGHTS
722811	Halogen Stadium Lighting GROUND DRIVE
722028	Single speed hydro motor and non-locking differential FRONT AXLE DRIVE TIRES
8300518	520/85R42 LI162A8 (R1) FRONT DRIVE AXLE EXTENSIONS
712548	10.4" (265mm) axle extension for standard duty STEERING AXLE
425256	Adjustable steer axle, 120 in to 144 in. tread setting STEERING TIRES
8100198	600/65R28 LI154A8 (R1W) TIRE BRAND PREFERENCE
	Tire brand preference per your customers and local support ADVANCED FARMING SYSTEMS
	Auto Guidance Nav II Controller
	GPS Antenna Receiver
712635	AFS Desktop Software
722611	Yield and Moisture Logging
425286	AutoGuidance Ready ENGINE ACCESSORIES
	Engine Air Compressor
722764	Cold Start Package (Block Heater) OTHER OPTIONS
	Trailer Hitch
	Hand Wash Station
	Electronic Control Module MARKET AREA
	Manuals Autoguidance
	Manuals Operation

Axial-Flow 7230 Recommended Configuration Edible Bean - Small Grain

<u>Code</u>	<u>Description</u>
	Base Unit - Axial-Flow 7230 Combine
	VERSION
425200	Grain, Corn, Specialty Crop and Rice
	FEEDER DRIVE
425464	PowerPlus CVT Drive
	FEEDER ROCK PROTECTION AND CONVEYOR
722744	With Stone Trap - Lateral header tilt control with auto level function
	ROTOR TRANSITION CONE/EXTENDED WEAR COMP.
425199	Extended Wear
	ROTORS
722751	Extd. wear rotor w/spikes Includes 8 spiked rasp bars in Separator area
	ROTOR MODULE FRONT
722755	Large Wire, Heat Treated
	ROTOR MODULE REAR
722758	Slotted for Edible Beans
	ROTOR DISCHARGE
722761	Standard cut chopper - 2 Speed
	RESIDUE SPREADERS
425339	Std spreader
	CLEANING SYSTEM
722030	Self Leveling Cleaning System in base
	UPPER SIEVES (CHAFFER)
425057	1-1/8" adjustable slat with 1-1/8" adjustable pre-sieve
	LOWER SIEVES (SHOE)
722731	1-1/8" adjustable Closz slat
	GRAIN ELEVATOR AND DELIVERY AUGER
425363	2-speed Extended Wear
	GRAIN TANK EXTENSIONS
425371	High Cap. Unload Grain tank w/ Maunal Ext. 315 bu.
	GRAIN TANK UNLOADING AUGERS
425353	High Capacity unload Perforated 40ft. Headers
	UNLOAD AUGER SPOUT
425343	Std. Unload Spout - Fixed Spout
	UNLOAD AUGER DRIVE
425364	High capacity Unload System - Single Drive
	OPERATOR CAB
425479	Deluxe Cab
722988	AFS Pro 700 Color Touch Screen Display
	OPERATOR SEATS
425187	Cloth bucket operator's seat
	RADIO AND SPEAKERS
722650	AM/FM Weather Band Radio
	CAB ROOF LIGHTS
722811	Halogen Stadium Lighting
	GROUND DRIVE
722028	Single speed hydro motor and non-locking differential
	FRONT AXLE DRIVE TIRES
8300518	520/85R42 LI162A8 (R1)
	FRONT DRIVE AXLE EXTENSIONS
712548	10.4" (265mm) axle extension for standard duty
	STEERING AXLE
425256	Adjustable steer axle, 120 in to 144 in. tread setting
	STEERING TIRES
8100198	600/65R28 LI154A8 (R1W)
	TIRE BRAND PREFERENCE
	Tire brand preference per your customers and local support
	ADVANCED FARMING SYSTEMS
	Auto Guidance Nav II Controller
	GPS Antenna Receiver
712635	AFS Desktop Software
722611	Yield and Moisture Logging
425286	AutoGuidance Ready
	ENGINE ACCESSORIES
	Engine Air Compressor
722764	Cold Start Package (Block Heater)
	OTHER OPTIONS
	Trailer Hitch
	Hand Wash Station
	Electronic Control Module
	MARKET AREA
	Manuals Autoguidance
	Manuals Operation

Axial-Flow 7230 Recommended Configuration Canadian Special - Small Grains & Lentils

<u>Code</u>	<u>Description</u>
	Base Unit - Axial-Flow 7230 Combine
	VERSION
425200	Grain, Corn, Specialty Crop and Rice
	FEEDER DRIVE
425464	PowerPlus CVT Drive
	FEEDER ROCK PROTECTION AND CONVEYOR
722744	With Stone Trap - Lateral header tilt control with auto level function
	ROTOR TRANSITION CONE/EXTENDED WEAR COMP.
425198	Standard wear
	ROTORS
425388	Std. wear rotor w/spikes Includes 8 spiked rasp bars in Separator area
	ROTOR MODULE FRONT
722753	Grain, small wire (3/16" dia) heat treated
	ROTOR MODULE REAR
425058	Large wire (1/4") small grains and small seeds
	ROTOR DISCHARGE
722761	Standard cut chopper - 2 Speed
	RESIDUE SPREADERS
425339	Std spreader
	CLEANING SYSTEM
722030	Self Leveling Cleaning System in base
	UPPER SIEVES (CHAFFER)
425057	1-1/8" adjustable slat with 1-1/8" adjustable pre-sieve
	LOWER SIEVES (SHOE)
722731	1-1/8" adjustable Closz slat
	GRAIN ELEVATOR AND DELIVERY AUGER
722481	Standard Elevator - Single (Slow) Speed Only
	GRAIN TANK EXTENSIONS
425371	High Cap. Unload Grain tank w/ Maunal Ext. 315 bu.
	GRAIN TANK UNLOADING AUGERS
425353	High Capacity unload Perforated 40ft. Headers
	UNLOAD AUGER SPOUT
425343	Std. Unload Spout - Fixed Spout
	UNLOAD AUGER DRIVE
425364	High capacity Unload System - Single Drive
	OPERATOR CAB
425479	Deluxe Cab
722988	AFS Pro 700 Color Touch Screen Display
	OPERATOR SEATS
425187	Cloth bucket operator's seat
	RADIO AND SPEAKERS
722650	AM/FM Weather Band Radio
	CAB ROOF LIGHTS
722811	Halogen Stadium Lighting
	GROUND DRIVE
722028	Single speed hydro motor and non-locking differential
	FRONT AXLE DRIVE TIRES
8300518	520/85R42 LI162A8 (R1)
	FRONT DRIVE AXLE EXTENSIONS
712548	10.4" (265mm) axle extension for standard duty
	STEERING AXLE
425256	Adjustable steer axle, 120 in to 144 in. tread setting
	STEERING TIRES
8100198	600/65R28 LI154A8 (R1W)
	TIRE BRAND PREFERENCE
	Tire brand preference per your customers and local support
	ADVANCED FARMING SYSTEMS
	Auto Guidance Nav II Controller
	GPS Antenna Receiver
712635	AFS Desktop Software
722611	Yield and Moisture Logging
425286	AutoGuidance Ready
	ENGINE ACCESSORIES
	Engine Air Compressor
722764	Cold Start Package (Block Heater)
	OTHER OPTIONS
	Trailer Hitch
	Hand Wash Station
	Electronic Control Module
	MARKET AREA
	Manuals Autoguidance
	Manuals Operation

Axial-Flow 7230 Recommended Configuration Rice - Stripper Head

Highwear Components Highlighted	
Code	Description
	Base Unit - Axial-Flow 7230 Combine VERSION
425200	Grain, Corn, Specialty Crop and Rice FEEDER DRIVE
425464	PowerPlus CVT Drive FEEDER ROCK PROTECTION AND CONVEYOR
722742	Without Stone Trap - Lateral header tilt control with auto level function ROTOR TRANSITION CONE/EXTENDED WEAR COMP.
425199	Extended Wear ROTORS
425102	Extd. wear 40E rice rotor, small tube ROTOR MODULE FRONT
425141	Round Bar, Heat Treated ROTOR MODULE REAR
425142	Large skip wire, heat treated for rice ROTOR DISCHARGE
722761	Standard cut chopper - 2 Speed RESIDUE SPREADERS
425488	Dual disc spreader CLEANING SYSTEM
722030	Self Leveling Cleaning System in base UPPER SIEVES (CHAFFER)
722725	1-5/8" adjustable Clozslat with 1-5/8" adjustable pre-sieve LOWER SIEVES (SHOE)
722733	1-5/8" adjustable Clozslat GRAIN ELEVATOR AND DELIVERY AUGER
425363	2-speed Extended Wear GRAIN TANK EXTENSIONS
425371	High Cap. Unload Grain tank w/ Maunal Ext. 315 bu. GRAIN TANK UNLOADING AUGERS
425350	High Capacity unload extended wear 40ft. Headers UNLOAD AUGER SPOUT
425343	Std. Unload Spout - Fixed Spout UNLOAD AUGER DRIVE
425365	High capacity Independent Cross Auger Ctrl - Dual Drive OPERATOR CAB
425479	Deluxe Cab
722988	AFS Pro 700 Color Touch Screen Display OPERATOR SEATS
425187	Cloth bucket operator's seat RADIO AND SPEAKERS
722650	AM/FM Weather Band Radio CAB ROOF LIGHTS
722811	Halogen Stadium Lighting GROUND DRIVE
722776	HD Planetary Single speed hydro motor and locking diff FRONT AXLE DRIVE TIRES
8372108	76 x 50.00-32 16PR (HF3) floatation tires FRONT DRIVE AXLE EXTENSIONS
712551	12.4" (316mm) axle extension for HD Drive STEERING AXLE
425164	2-speed Powered Adjustable Steer Axle STEERING TIRES
8100448	28L-26 16PR (R2) TIRE BRAND PREFERENCE
	Tire brand preference per your customers and local support ADVANCED FARMING SYSTEMS
	Auto Guidance Nav II Controller
	GPS Antenna Receiver
712635	AFS Desktop Software
722611	Yield and Moisture Logging
425286	AutoGuidance Ready ENGINE ACCESSORIES
	Engine Air Compressor
	Cold Start Package (Block Heater) OTHER OPTIONS
	Trailer Hitch
	Hand Wash Station
	Electronic Control Module MARKET AREA
	Manuals Autoguidance
	Manuals Operation
	DUAL CONFIGURATION
8300538	520/85R42 L1162A8 (R2)
712553	10.4" (265mm) axle extension for Planetary Drives

Axial-Flow 7230 Recommended Configuration Rice - Delta/California Rice

Highwear Components Highlighted	
Code	Description
	Base Unit - Axial-Flow 7230 Combine VERSION
425200	Grain, Corn, Specialty Crop and Rice FEEDER DRIVE
425464	PowerPlus CVT Drive FEEDER ROCK PROTECTION AND CONVEYOR
722742	Without Stone Trap - Lateral header tilt control with auto level function ROTOR TRANSITION CONE/EXTENDED WEAR COMP.
425199	Extended Wear ROTORS
425102	Extd. wear 40E rice rotor, small tube ROTOR MODULE FRONT
722755	Large wire, heat treated for rice ROTOR MODULE REAR
425142	Large skip wire, heat treated for rice ROTOR DISCHARGE
722761	Standard cut chopper - 2 Speed RESIDUE SPREADERS
425488	Dual disc spreader CLEANING SYSTEM
722030	Self Leveling Cleaning System in base UPPER SIEVES (CHAFFER)
722725	1-5/8" adjustable Clozslat with 1-5/8" adjustable pre-sieve LOWER SIEVES (SHOE)
722733	1-5/8" adjustable Clozslat GRAIN ELEVATOR AND DELIVERY AUGER
425363	2-speed Extended Wear GRAIN TANK EXTENSIONS
425371	High Cap. Unload Grain tank w/ Maunal Ext. 315 bu. GRAIN TANK UNLOADING AUGERS
425350	High Capacity unload extended wear 40ft. Headers UNLOAD AUGER SPOUT
425343	Std. Unload Spout - Fixed Spout UNLOAD AUGER DRIVE
425365	High capacity Independent Cross Auger Ctrl - Dual Drive OPERATOR CAB
425479	Deluxe Cab
722988	AFS Pro 700 Color Touch Screen Display OPERATOR SEATS
425187	Cloth bucket operator's seat RADIO AND SPEAKERS
722650	AM/FM Weather Band Radio CAB ROOF LIGHTS
722811	Halogen Stadium Lighting GROUND DRIVE
722776	HD Planetary Single speed hydro motor and locking diff FRONT AXLE DRIVE TIRES
8372108	76 x 50.00-32 16PR (HF3) floatation tires FRONT DRIVE AXLE EXTENSIONS
712551	12.4" (316mm) axle extension for HD Drive STEERING AXLE
425164	2-speed Powered Adjustable Steer Axle STEERING TIRES
8100448	28L-26 16PR (R2) TIRE BRAND PREFERENCE
	Tire brand preference per your customers and local support ADVANCED FARMING SYSTEMS
	Auto Guidance Nav II Controller
	GPS Antenna Receiver
712635	AFS Desktop Software
722611	Yield and Moisture Logging
425286	AutoGuidance Ready ENGINE ACCESSORIES
	Engine Air Compressor
	Cold Start Package (Block Heater) OTHER OPTIONS
	Trailer Hitch
	Hand Wash Station
	Electronic Control Module MARKET AREA
	Manuals Autoguidance
	Manuals Operation
	DUAL CONFIGURATION
8300538	520/85R42 L1162A8 (R2)
712553	10.4" (265mm) axle extension for Planetary Drives



**Axial-Flow Track 7230 Recommended Configuration
Corn / Bean**

Code	Description
	Base Unit - Axial-Flow 8230 Combine VERSION
425200	Grain, Corn, Specialty Crop and Rice FEEDER DRIVE
425464	PowerPlus CVT Drive FEEDER ROCK PROTECTION AND CONVEYOR
722744	With Stone Trap - Lateral header tilt control with auto level function ROTOR TRANSITION CONE/EXTENDED WEAR COMP.
425198	Standard wear ROTORS
425292	Std. wear rotor w/bars/spikes Inc. 8 spiked rasp bars and 4 straight bars in sep. area ROTOR MODULE FRONT
722754	Corn and rice, large wire ROTOR MODULE REAR
425389	Large skip wire for corn, soybeans and small grains ROTOR DISCHARGE
722761	Standard cut chopper - 2 Speed RESIDUE SPREADERS
425488	Dual disc spreader CLEANING SYSTEM
722030	Self Leveling Cleaning System in base UPPER SIEVES (CHAFFER)
722723	1-5/8" adjustable, corn slat LOWER SIEVES (SHOE)
722733	1-5/8" adjustable Closz slat GRAIN ELEVATOR AND DELIVERY AUGER
425241	2-speed Standard Duty GRAIN TANK EXTENSIONS
425371	High Cap. Unload Grain tank w/ Maunal Ext. 350 bu. GRAIN TANK UNLOADING AUGERS
425348	High Capacity unload 40ft. Headers UNLOAD AUGER SPOUT
425343	Std. Unload Spout - Fixed Spout UNLOAD AUGER DRIVE
425364	High capacity Unload System - Single Drive OPERATOR CAB
425479	Deluxe Cab
722988	AFS Pro 700 Color Touch Screen Display OPERATOR SEATS
425187	Cloth bucket operator's seat RADIO AND SPEAKERS
722650	AM/FM Weather Band Radio CAB ROOF LIGHTS
722811	Halogen Stadium Lighting GROUND DRIVE
425215	Track Propulsion System FRONT AXLE DRIVE TIRES
8319008	No drive tires taken FRONT DRIVE AXLE EXTENSIONS
X08001X	No Axle Extensions STEERING AXLE
425164	2-speed Powered Adjustable Steer Axle STEERING TIRES
8100438	750/65R26 L1166 A8 R1W TIRE BRAND PREFERENCE
	Tire brand preference per your customers and local support ADVANCED FARMING SYSTEMS
	Auto Guidance Nav II Controller
	GPS Antenna Receiver
712635	AFS Desktop Software
722611	Yield and Moisture Logging
425286	AutoGuidance Ready ENGINE ACCESSORIES
	Engine Air Compressor
722764	Cold Start Package (Block Heater) OTHER OPTIONS
	Trailer Hitch
	Hand Wash Station
	Electronic Control Module MARKET AREA
	Manuals Autoguidance
	Manuals Operation Factory Supplied Attachments
415219006	or 36" rubber tracks
415306006	

**Axial-Flow Track 7230 Recommended Configuration
Rice - Delta Rice/Stripper Head**

Highwear Components Highlighted	
Code	Description
	Base Unit - Axial-Flow 8230 Combine VERSION
425200	Grain, Corn, Specialty Crop and Rice FEEDER DRIVE
425464	PowerPlus CVT Drive FEEDER ROCK PROTECTION AND CONVEYOR
722742	Without Stone Trap - Lateral header tilt control with auto level function ROTOR TRANSITION CONE/EXTENDED WEAR COMP.
425199	Extended Wear ROTORS
425102	Extd. wear 40E rice rotor, small tube ROTOR MODULE FRONT
425141	Round Bar, Heat Treated ROTOR MODULE REAR
425142	Large skip wire, heat treated for rice ROTOR DISCHARGE
722761	Standard cut chopper - 2 Speed RESIDUE SPREADERS
425488	Dual disc spreader CLEANING SYSTEM
722030	Self Leveling Cleaning System in base UPPER SIEVES (CHAFFER)
722725	1-5/8" adjustable Closz slat with 1-5/8" adjustable pre-sieve LOWER SIEVES (SHOE)
722733	1-5/8" adjustable Closz slat GRAIN ELEVATOR AND DELIVERY AUGER
425363	2-speed Extended Wear GRAIN TANK EXTENSIONS
425371	High Cap. Unload Grain tank w/ Maunal Ext. 350 bu. GRAIN TANK UNLOADING AUGERS
425350	High Capacity unload extended wear 40ft. Headers UNLOAD AUGER SPOUT
425343	Std. Unload Spout - Fixed Spout UNLOAD AUGER DRIVE
425365	High capacity Independent Cross Auger Ctrl - Dual Drive OPERATOR CAB
425479	Deluxe Cab
722988	AFS Pro 700 Color Touch Screen Display OPERATOR SEATS
425187	Cloth bucket operator's seat RADIO AND SPEAKERS
722650	AM/FM Weather Band Radio CAB ROOF LIGHTS
722811	Halogen Stadium Lighting GROUND DRIVE
425215	Track Propulsion System FRONT AXLE DRIVE TIRES
8319008	No drive tires taken FRONT DRIVE AXLE EXTENSIONS
X08001X	No Axle Extensions STEERING AXLE
425164	2-speed Powered Adjustable Steer Axle STEERING TIRES
8100448	28L-26 16PR (R2) TIRE BRAND PREFERENCE
	Tire brand preference per your customers and local support ADVANCED FARMING SYSTEMS
	Auto Guidance Nav II Controller
	GPS Antenna Receiver
712635	AFS Desktop Software
722611	Yield and Moisture Logging
425286	AutoGuidance Ready ENGINE ACCESSORIES
	Engine Air Compressor
	Cold Start Package (Block Heater) OTHER OPTIONS
	Trailer Hitch
	Hand Wash Station
	Electronic Control Module MARKET AREA
	Manuals Autoguidance
	Manuals Operation Factory Supplied Attachments
415219006	or 36" rubber tracks
415306006	

**AXIAL-FLOW® 7230 COMBINES
US PRICE LIST**

**(Ex Works Grand Island, NE)
Standard Equipment**

ENGINE:

Diesel, 6 cylinder, 8.7L Case IH FPT,
380 SAE hp at 2100 rpm
Power rise - 60 hp
Peak Power - 440 hp at 2000 rpm
Electronically controlled fuel injection
Complies with EPA Emissions
Requirements - Tier 4A with Selective
Catalytic Reduction (SCR)
Air to air intercooler
Low idle fuel saver of 600 rpm
264 gallon (1000 liter) fuel tank
43.5 gallon (166 liter) DEF tank
40.8 gallons (156 liter) of usable DEF
Key switch fuel/engine shut-off
Water separator fuel filter and fuel
cooler
Water- in fuel sensor
Air filter - dual stage dry type
w/aspirated pre-cleaner
In-cab service indicator
12 volt 185 amp alternator
Two 12 volt batteries - 950 CCA each
24 volt starting system
Engine grid heater
Iso-mounted radiator, in-line core
w/pressurized de-aerating tank
Hinged, swing out oil cooler and
AC cooler
Vacuum aspirated rotary air screen

GROUND DRIVE:

11/111 Bull gear final drive 117 cc
pump and 107 cc motor
Electric shift 4 speed w/hydrostatic
drive
Heavy-duty propulsion system
20 mph (32 kph) max road speed

BRAKES:

Manual dual caliper disc
Electro-hydraulically released, spring
applied park brake

CHASSIS:

Composite, hinged trim panels with
transport locking pins
Chassis jacking points
Tie down shipping points
Chassis tow points
Removable Tool box
Large Enclosed Tool box
Service tool connection
Combine reverse safety alarm
Service platforms on both sides
of chassis
Fan bottom shield
Two 10 lb. dry chemical
fire extinguishers

HYDRAULICS:

Closed center load sensing system
Single point/single lever header
multi-coupler
Electro-hydraulic control:
Feeder raise/lower with variable
rate control
Reel fore & aft, raise/lower
Unloader swing, Unloader drive clutch
Separator Drive (Includes rotor drive,
cleaning sieves, elevator drive and
straw chopper drive)
Feeder drive clutch
Hydraulic Drives:
Reel speed control
Cross Flow Plus™ cleaning fan with
speed control
Dual straw spreader drive with adj.
speed control
Ride control feeder lift
circuit accumulator

FEEDER:

Single lever header quick attach
54 in. (1,366 mm) wide
Wear resistant floor and chain supports
Undershot-serrated slat conveyor
Four strand, 3 section conveyor with
bolt on slats

**AXIAL-FLOW® 7230 COMBINES
US PRICE LIST**

**(Ex Works Grand Island, NE)
Standard Equipment**

FEEDER: (continued)

Mechanical shaft drive w/modulated clutch engagement
Independent hydraulic feeder/header reverser
Feeder face adjustable fore & aft pitch
Spring loaded front feeder drum
Two 3 in. (75 mm) dia. lift cylinders
Terrain Tracker with 10° of total tilt
Friction type safety clutch
for rock trap beater and independent radial pin safety clutch for conveyor chain
Feeder safety stand

CLEANING:

Self leveling cleaning system
62 in. wide cleaning system with 10,075 sq. in. of cleaning area
Full width 15 in. diameter Cross Flow Plus™ fan with clean out door
Adjustable pre-cleaner sieve
Active grain pan system
Electronic in cab sieve adjust with opening indicator
Full cleaning system width sieve grain loss sensor
Tri-Sweep Tailings Processor System with cleanout door
Tailings volume sensor

ELECTRICAL:

Data Bus serial communications system
Exterior lighting:
(8) stadium roof lights
(2) under cab after cut lights
Left and right side lights
(1) grain tank, (1) unloader and (2) rear worklights
(4) combination amber flashing warning lights
(2) tail and brake lights,
(2) turn signal lights

ELECTRICAL: (continued)

Portable service light w/multiple combine connection points
Cleaning sieve light
(3) Rotating beacon lights
(5) deluxe service lights under trim panels

OPERATOR'S CAB:

Case IH Deluxe:

Tinted glass, w/front sun visor
LH entry and RH full view service door
Tilt open rear window with dust deflector
Breakaway exterior L & R rear view mirrors
Center dome light and right console light
Cab exit delay lighting
Steering column with dual pivots & telescopic steering wheel
Single blade windshield wiper
Windshield washer
Fore/aft adjustable right console, floats w/seat
Air suspension operator seat
Padded instructional seat w/storage compartment
Operator and instructional seat belts
Beverage holder, ashtray and lighter
Operator ladder w/flexible lower step and forward storage position to clear uncut crop
Automatic temperature control with heater/defroster and air conditioner
Audible alarms for monitor system and grain tank full
Mounting for electronic communication equipment
Black molded floor mat

**AXIAL-FLOW® 7230 COMBINES
US PRICE LIST**

**(Ex Works Grand Island, NE)
Standard Equipment**

OPERATOR'S CAB: (continued)

General:

- 15 amp auxiliary power outlets
 - (1) 3-pin switched and unswitched on key panel
 - (4) 12 volt DC lighter outlets
- Access to switched power near top of right hand side B-Post for aux video displays and business band radio
- Operators manual w/storage compartment under operator seat
- Coat hook
- Radio - AM/FM/Weatherband/3.5 mm Aux jack
- Business band antenna ready (coaxial cable)

Right Console Controls:

- Backlit control switches
- Separator drive with rotor reverse
- Feeder drive with feeder reverse
- Auto/manual reel speed control
- Auto Header Height Control with fine adjust and 2 height settings
- Roading hydraulic safety lockout Switch
 - Unloader engage
 - Unloader swing
 - Separator engage
 - Feeder/header engage
- Rotor speed
- Ground drive speed range selector
- Throttle, variable speed control
- Park brake
- Fan speed
- Concave position
- Straw and chaff spreader speed

Multifunctional propulsion control lever:

- Propulsion control
- Feeder raise/lower, header tilt, reel raise/lower, reel fore/aft
- Unloader swing, unloader engagement
- Header height resume
- Feeder/header emergency stop

OPERATOR'S CAB: (continued)

- Multifunctional propulsion control lever:
 - Unloader cross auger control
 - Auto guidance engage
 - "Select" control shift function:
 - Headland turn sequence including header raise height
 - Header fore/aft tilt
 - Auto guidance nudge
- Operator's platform includes platform assembly and extension assembly for single and dual tire configurations.

ADVANCED FARMING SYSTEMS:

- Yield and moisture sensors
- AFS decals and badges
- Factory Ready AFS AccuGuide™ (List Price Value \$5,443 USD)
 - Receiver mount
 - Steering cylinder
 - Steering Valve
 - Mounting bracket for NAV II controller
 - Wiring harness
- AFS Desktop software for PC

VEHICLE DISPLAY MONITOR:

- AFS Pro 700 Display (List Price Value \$5,083 USD)
- Engine power level
- Engine status/warnings
- Machine/operation status/warnings
- Hydraulic oil status/warnings
- ACS Crop presets for machine settings w/additional programmable settings
- Grain scan monitor
- Tailings volume monitor
- Header control settings
- Rotor speed, Fan speed
- Concave position
- Display backlight control
- Configuration Setup & Calibration
- Diagnostics
- Shaft speed alarms

AXIAL-FLOW® 7230 COMBINES
US PRICE LIST

(Ex Works Grand Island, NE)
Standard Equipment

VEHICLE DISPLAY MONITOR:

(continued)

Status indicators:

- Fuel level, digital bar graph
- DEF level, digital bar graph
- Engine coolant temp graph

THRESHING AND SEPARATING ROTOR:

- 30 in. diameter AFX rotor
- Power Plus™ - CVT
(Continuously variable transmission)
rotor drive w/3 speed ranges
(220 - 1180 RPM)
- Power Reverse - independent
hydrostatic rotor reverser with
in-cab control
- Easy access, adjustable transport
vanes (adjustment on left hand side)
- Transition cone

ROTOR MODULE FRONT:

- Quick change, 2 section, 4 piece
(2LH, 2RH) bar and wire
- 180° of wrap
- Dual side access
- Electronic In-cab position control
- Interchangeable with rear modules

ROTOR MODULE REAR:

- Quick change, 2 section, 4 piece
(2LH, 2RH)
- 180° of wrap
- Dual side access
- Interchangeable with front modules

GRAIN HANDLING:

- Grain tank capacity: 315 bushels
(11,100 liters)
- Quick raise and lower grain
tank extensions
- Foldable bubble up auger
- (2) Adjustable grain tank full sensors
(50-75% and 75-100%)
- No tools required grain tank cross
auger cover adjustment

GRAIN HANDLING: (continued)

- 4.0 bu/sec (141 liters/sec)
unloading rate
- 14 inch diameter unloading auger
- Unloading auger spill saver
- Modulated hydraulic wet clutch
unloader drive
- Electro-hydraulic controlled
unloader swing
- Grain tank window
- Operator deck grain tank
sample access
- Ground level clean grain elevator
chain adjustment
- Wear resistant elevator head top sheet
and boot door
- Radial pin slip-clutch torque protection
- Clean Outs:
 - Clean grain and tailings auger
drop-out troughs
 - Clean grain elevator boot
 - Front and rear grain tank cross
auger doors (RH side)
 - Vertical unload auger cleanout

RESIDUE MANAGEMENT:

- Dual disc, straw and chaff spreaders
with adjustable spread width
- adjustable directional chutes and
mass distribution
- Perforated discharge
beater/chopper pan
- Standard Cut 28 blade Chopper
with sickle section counter knife
- Adjustable Discharge Deflector
- Residue control modes:
 - Spread chaff and straw
 - Windrow chaff and straw
 - Spread chaff & Windrow straw

**AXIAL-FLOW® 7230 COMBINES
US PRICE LIST**

**(Ex Works Grand Island, NE)
Standard Equipment**

MAXIMUM HEADERS:

Grain Head - 30 ft. (9.1 m)
Grain Head Flex - 35 ft. (10.7 m)
Draper Head - 45 ft. (13.7 m)
Corn Head (30 in.), 12-row
Chopping Corn Head - 30 ft. (9.1 m),
12-row chopping

EX WORKS:

Wholegoods
(Ex Works Grand Island, NE)
Factory Supplied Attachments
(Ex Works Grand Island, NE)
unless otherwise noted

Requirements for Operation:

Header or corn head -
refer to ordering guide

NOTE: Heavy Lift Package required for
40 ft. and Larger Drapers and 4400
Chopping and Folding Corn Heads.

**THIS PRODUCT IS NOT AVAILABLE
TO DEALERS HOLDING A LOW
HORSEPOWER CONTRACT**

**AXIAL-FLOW® 7230 COMBINES
US PRICE LIST**

(Ex Works Grand Island, NE)
Models

COMMERCIAL MODEL	VERSION	MODEL	Weight	Factory Data	List Price
AF-7230 COMBINE	380 HP	AFX Axial Flow Comb	36,800 LBS		\$407,791.00

Factory Supplied Options

Order Code	Description	Weight	List Price
FEEDER DRIVE			
SD_C6602 FEEDER DRIVE			
425464	PowerPlus CVT drive PowerPlus CVT feeder/header drive with hydro-static reverser. Includes variable speed drive, speed readout on control monitor and auto/manual feeder/header to ground speed control.		No Charge
425362	PowerPlus CVT drive w/feedrate PowerPlus CVT w/Feedrate control automatically maximizes harvest productivity in varying crop conditions by adjusting ground speed to optimize crop to combine load.		\$1,725.00
FEEDER ROCK PROTECTION AND CONVEYOR			
SD_C6504 FEEDERS			
Without Stone Trap			
722742	Lateral header tilt w/o trap With auto level function. Recommended for headers 35 ft. and smaller and 8 & 12 row corn heads.		(\$1,292.00)
425224	HD lateral headr tilt w/o trap Heavy-lift pkg. lateral header tilt control with auto level function. Includes 90 mm lift cylinders, reinforced feeder face structure. For 7230: requires HD propulsion pkg. 722775, 722776, or 425215. For 7230, 8230 and 9230: required for 35 ft. draper with Transport Package, 40 ft. and larger headers, and both the 12 Row Chopping and 12 Row Folding corn heads. For 8230 and 9230: required for 16 and 18 row corn heads.		\$783.00

**AXIAL-FLOW® 7230 COMBINES
US PRICE LIST**

(Ex Works Grand Island, NE)

With Stone Trap

722744	Lateral header tilt w/trap With auto level function. Recommended for headers 35 ft. and smaller and 8 & 12 row corn heads.	No Charge
425225	HD lateral header tilt w/trap Heavy-lift pkg. lateral header tilt control with auto level function. Includes 90 mm lift cylinders, reinforced feeder face structure. For 7230: requires HD propulsion pkg. 722775, 722776, or 425215. For 7230, 8230 and 9230: required for 35 ft. draper with Transport Package, 40 ft. and larger headers, and both the 12 Row Chopping and 12 Row Folding corn heads. For 8230 and 9230: required for 16 and 18 row corn heads.	\$2,079.00
425070	Hillco ready feeder w/tiltctrl Hillco Ready feeder with lateral tilt control. Includes 90mm heavy lift cylinders.	(\$728.00)

ROTOR TRANSITION CONE / EXTENDED WEAR COMPONENTS

SD_C7034 INFEED / TRANSITION

425198	Standard wear	No Charge
425199	Extended wear Recommended for rice and abrasive crop conditions. Includes heat treated rotor transition cone inlet castings, heat treated rotor cone and rotor cage with 3/16 in. stainless steel vanes, reinforced tailings processor housing, top and bottom tailings impellers and tailings cross auger.	\$6,319.00
425513	Ext Wear w/chrome Includes all extended wear components plus chrome-coated cone and cage.	\$8,757.00

ROTORS

SD_C7040 ROTORS

425388	Std. wear rotor w/spikes Includes 8 spiked rasp bars in separating area.	No Charge
425292	Std. wear rotor w/bars/spikes includes four straight bars and eight spiked rasp bars in separating area.	\$181.00
722751	Extd. wear rotor w/spikes includes chrome alloy rasp bars throughout. For corn, soybeans and edible beans. Includes eight spiked chrome alloy rasp bars in separating area.	\$3,499.00

**AXIAL-FLOW® 7230 COMBINES
US PRICE LIST**

(Ex Works Grand Island, NE)

425293	Extd. wear rotor w/bars/spikes includes chrome alloy rasp bars throughout. For corn, soybeans, small grains. Includes four straight bars and eight spiked rasp bars in separating area.	\$3,772.00
425101	Extd. wear rotor, small tube includes chrome alloy rasp bars throughout. Recommended for small grains with tough long straw. Can also be used in tough green stem soybeans and edible beans. Includes ST rotor with 32 smooth rasp bars and 8 spiked rasp bars in separating area.	\$5,091.00
425102	Extd. wear rice rotor, sm tube includes 40 chrome alloy spiked rasp bars throughout. Recommended for rice.	\$6,937.00

FRONT ROTOR MODULE

SEE ORDERING GUIDE FOR RECOMMENDED CONFIGURATION BY CROP

SD_C7020 CONCAVES FACTORY INSTALLED

722753	Sm wire, 3/16 in.-heat treated for small grain	\$526.00
722754	Large wire, 1/4 in. for corn and soybeans	No Charge
722755	Lg wire, 1/4 in.- heat treated For rice, high volume or abrasive crops.	\$908.00
425141	Round bar - heat treated for rice and abrasive crops	\$450.00
425109	Round bar - high moisture corn Contains 3 Round bars and 1 Large Wire in front right for high moisture corn	\$174.00

REAR ROTOR MODULE

SEE ORDERING GUIDE FOR RECOMMENDED CONFIGURATION BY CROP

SD_C7032 GRATES

425058	Lg wire, 1/4 in. dia. for small grains and small seed crops to limit crop material on cleaning system	\$147.00
425389	Large skip wire for corn, soybeans and small grain	No Charge
425142	Lg skip wire - heat treated for rice and abrasive crops	\$792.00
722758	Slotted for edible beans	\$148.00

**AXIAL-FLOW® 7230 COMBINES
US PRICE LIST**

(Ex Works Grand Island, NE)

UPPER SIEVES

SD_C7532 UPPER SIEVES

	425057	1-1/8 in.adjustable,closz slat with 1-1/8 in. adjustable, grain slat pre-sieve		(\$151.00)
	722723	1-5/8 adj. corn slat - Elec with 1-5/8 in. adjustable closz slat pre-sieve		No Charge
	722725	1-5/8 adj. closz slat - Elec with 1-5/8 in. adjustable, closz slat pre-sieve		\$105.00
	425116	1-1/8 pr-siev with 1-5/8 closz includes 1-1/8 in. grain slat pre-sieve and 1-5/8 in. adjustable closz slat upper sieve		\$127.00

LOWER SIEVES

SD_C7517 LOWER SIEVES

	722733	1-5/8 in. closz slat - Elec for high yield, high moisture corn and rice		No Charge
	722731	1-1/8 in. grain slat -Elec		\$58.00

GRAIN ELEVATOR AND DELIVERY AUGERS

SD_C7902 ELEVATOR

Standard-duty Wear Resistant				
	425241	Std. wear 2-speed elevator 2-speed for high volume crops		No Charge
	722481	Standard elevator For small grains - slow speed only. Not recommended for corn.		(\$409.00)
Extended Wear Elevator				
	425363	Extd. wear 2-speed elevator Extended wear 2-speed for high volume and/or abrasive crops. Includes wear resistant inclined delivery auger/housing, clean grain cross auger/housing and stainless steel elevator.		\$2,656.00

GRAIN TANK EXTENSIONS

SD_C8201 GRAIN TANK

	425371	HC Unld grain tank w/man ext Manual folding grain tank extensions for high capacity unload system.		No Charge
--	--------	--	--	-----------

**AXIAL-FLOW® 7230 COMBINES
US PRICE LIST**

(Ex Works Grand Island, NE)

	425367	HC unld grain tank w/hyd ext In cab hydraulic folding grain tank extension control for high capacity unload system.		\$3,784.00
	425373	HC Unld grain tank w/hyd cover In cab hydraulic folding grain tank cover control for high capacity unload system.		\$5,240.00

GRAIN TANK UNLOADING AUGER

SD_C8402 UNLOADING AUGER

For 30 ft. Headers and Smaller

	425345	HC unload 30 ft. hdrs Standard wear for up to 30 ft. heads. Unload length from center of machine - 23 ft. 6 in.		(\$873.00)
	425347	HC unload ext wear 30 ft. hdrs Extended wear for up to 30 ft. heads. Unload length from center of machine - 23 ft. 6 in.		\$1,105.00

For 40 ft. Headers and Smaller

	425348	HC unload 40 ft. hdrs Standard wear for up to 40 ft. heads. Unload length from center of machine - 28 ft. 9 in.		No Charge
	425350	HC unload ext wear 40 ft. hdrs Extended wear for up to 40 ft. heads. Unload length from center of machine - 28 ft. 9 in.		\$2,038.00
	425349	HC unload perf 40 ft. hdrs Extended wear perforated for up to 40 ft. heads. Unload length from center of machine - 28 ft. 9 in.		\$2,619.00
	425353	HC unload ext fold 40 ft. hdrs Folding unload auger extended wear for up to 40 ft. heads. Unload length from center of machine - 28 ft. 9 in.		\$5,351.00

For 45 ft. Headers and Larger

	425356	HC fold unload ext 50 ft. hdrs Folding unload auger extended wear for up to 50 ft. heads Unload length from center of machine - 34 ft.		\$8,441.00
--	--------	--	--	------------

UNLOAD AUGER SPOUT

SD_F8402 SPOUT

	425343	Std unload spout		No Charge
	425344	Pivoting unld spout in-cab adj Electrically controlled pivoting unload spout to control grain flow up to 3 ft.		\$1,025.00

**AXIAL-FLOW® 7230 COMBINES
US PRICE LIST**

(Ex Works Grand Island, NE)

CONTROL MODULE

SD_27055 CONTROL MODULE

	425406	Electronic control module Required for folding unload auger, pivoting spout and deluxe chopper and Rotary Dustscreen Brush.		No Charge
--	--------	---	--	-----------

UNLOAD AUGER DRIVE

SD_C8209 UNLOAD DRIVE

	425364	HC unload system		No Charge
	425365	HC independt cross auger ctrl Dual drive system for independent operation of grain tank cross augers. Required for rice.		\$1,623.00

ROTOR DISCHARGE

SD_C8701 BEATER / CHOPPER INTERNAL

	722759	Discharge beater with spring loaded grate		(\$2,922.00)
	722761	Standard cut straw chopper 28 blade chopper with windrow door and adj. discharge deflector		No Charge
	425359	MagnaCut fine cut chopper 40 blade chopper with windrow door, adj. discharge deflector and windrow chute. Recommended for tough straw conditions or where fine cut residue is required.		\$4,058.00
	425360	MagnaCut fine cut dlx choppr 40 blade chopper with windrow door and windrow chute. Remote chopper shift, in-cab control of discharge deflector and counter knife bank. Recommended for tough straw conditions or where fine cut residue is required.		\$6,695.00
	425427	MagnaCut extra fine cut choppr 120 blade chopper with windrow door, adj. discharge deflector and windrow chute. Recommended for tough straw conditions or where fine cut residue is required. Will use more horsepower.		\$6,222.00
	425428	MagnaCut extra fine dlx choppr 120 blade chopper with windrow door and windrow chute. Remote chopper shift, in-cab control of discharge deflector and counter knife bank. Recommended for tough straw conditions or where fine cut residue is required. Will use more horsepower.		\$9,024.00

**AXIAL-FLOW® 7230 COMBINES
US PRICE LIST**

(Ex Works Grand Island, NE)

RESIDUE SPREADERS

STRAWHOOD ATTACHMENTS

SD_C8708 STRAWHOOD ATTACHMENTS

	425339	Std spreader Standard spreader with manual adjust spread width and distribution. Requires Windrow chute or Spreader covers.		No Charge
	425543	Std spread w/InCab sprdctrl Std spreader w/ factory fit in-cab adjust of spreader control with manual windrow door control. For standard or deluxe chopper options in Rotor Discharge section		\$1,503.00
	425340	Std spread w/InCab spread ctrl Std spreader w/ factory fit in-cab adjust of spreader control and windrow door control. Requires a deluxe chopper option in Rotor Discharge section		\$1,803.00
	425488	Dual disc spreader Hydraulically driven variable speed for headers up to 40 ft. This replaces the standard vertical spreader. Recommended for Rice.		\$796.00

STRAW DEFLECTOR

SD_C8707 STRAW DEFLECTOR

	425490	Windrow chute For windrowing straw - For use with Standard spreader		No Charge
	425489	Spreader covers Hydraulic motor cover For use with Standard Spreaders / No windrowing		No Charge
	XC8707X	No Straw deflector Must be ordered with Dual disc spreader. Cannot be ordered with Standard spreader.		No Charge

OPERATOR'S CAB

SD_05010 OPERATOR'S CAB

	425357	Deluxe_cab Includes manual mirrors, poly vinyl steering wheel, covered B-posts - Includes Telescoping steering wheel, operator foot-rests, cooled/heated beverage compartment, storage drawer under operator's seat, six power outlets/access for accessory electronic equipment and molded floor mat. Pro 700 slide rail w/cup holder and smart phone cradle.		No Charge
--	--------	--	--	-----------

**AXIAL-FLOW® 7230 COMBINES
US PRICE LIST**

(Ex Works Grand Island, NE)

	425358	Luxury_cab All Deluxe Cab Features with the addition of heated-electric remote mirrors, leather wrapped steering wheel, three storage bins behind operator's seat, five storage shelves LH/RH "B-Posts," portable refrigerator, LH/rear window shades, Pro 700 slide rail w/cup holder and smart phone cradle.		\$2,163.00
--	--------	--	--	------------

SD_25016 MONITOR

	722988	Large color touch screen AFS Pro 700 Display - includes display, mounting bracket and wiring. Display mounted to right hand console.		No Charge
--	--------	--	--	-----------

OPERATOR'S SEAT

SD_05129 OPERATOR'S SEAT

	425187	Cloth bucket operator seat		No Charge
	425188	Leather operator seat Heated, red leather, operator seat, red leather instructor seat		\$1,695.00
	425376	Lthr positive response seat Heated, red leather operator seat, red leather instructor seat Positive Response air suspension recommended for tracks.		\$2,288.00

RADIO AND SPEAKERS

SD_05078 RADIO AND SPEAKERS

	722650	AM/FM weather band radio 2 speaker system with weather band, 3.5mm aux jack on radio		No Charge
	425377	AM/FM/WB/Bluetooth radio 4 speaker system with 3.5mm aux. input and Bluetooth capable radio with mic.		\$670.00

CAB ROOF LIGHTS

SD_06029 LIGHTS

	722811	Halogen stadium lighting Halogen lights		No Charge
	722810	HID stadium lighting Halogen and 2 HID lights		\$1,809.00
	425213	High definition HID lighting 6 HID lights		\$3,956.00

**AXIAL-FLOW® 7230 COMBINES
US PRICE LIST**

(Ex Works Grand Island, NE)

DISTANCE LIGHTS

SD_06066 LIGHTING

	X06066X	No Lighting Selection		No Charge
	415321	Distance Lights Includes 2 additional LED lights, located on LH and RH mirror brackets.		\$995.00

GROUND DRIVE

SD_08018 TRACTION

Standard-duty Propulsion System				
	722028	Standard duty w/o diff lock Single speed hydro motor and non-locking differential. Includes 11/111 bull gear final drive, 117 cc pump and 107 cc motor.		No Charge
	722774	Standard duty w/ diff lock Single speed hydro motor and locking differential. Includes 11/111 bull gear final drive, 117 cc pump and 107 cc motor.		\$902.00
Heavy-duty Propulsion System				
	722775	HD planetary w/o diff lock Single speed hydro motor and non-locking differential. Planetary drive with 125 cc pump and motor.		\$8,451.00
	722776	HD planetary w/ diff lock Single speed hydro motor and locking differential. Planetary drive with 125 cc pump and motor.		\$9,351.00
	425402	Variable motor HD plan w/diff Planetary final drive with 140 cc variable displacement motor, 125 cc pump		\$12,844.00
HD Track Propulsion System				
	425215	Track Propulsion System Includes drive shaft, truss rods and mounting hardware. Must order track kit 415219006 or 415306006 separately. Requires 750/65R26 or 28L/26 R2 steer tires.		\$14,319.00

FRONT AXLE DRIVE TIRES

RUBBER TRACKS MUST BE ORDERED SEPARATELY AS A LOOSE ATTACHMENT. SEE THE FACTOR CHMENTS SECTION OF THE PRINTED PRICE LIST.

SD_09011 TRACTION WHEELS

Single Drive Tires				
	8300378	800/70R38 LI 181A8 R1W Goodyear and Firestone only		(\$3,570.00)

**AXIAL-FLOW® 7230 COMBINES
US PRICE LIST**

(Ex Works Grand Island, NE)

8300798	IF 800/70R38 CFO 174A8 R1W Michelin only High flex side wall, provides increased load carrying capabilities with lower inflation pressures		\$2,500.00
8300379	800/70R38 181A8 R1W TR Special rim to reduce overall transport width below 14'. Intended for custom cutters for transportation.		(\$3,570.00)
8300799	IF 800/70R38 CFO 184A8 R1W TR Michelin only High flex side wall, provides increased load carrying capabilities with lower inflation pressures. Special rim to reduce overall transport width below 14'. Intended for custom cutters for transportation.		\$2,500.00
8358009	900/60R32 LI 176 R1 Firestone only		(\$6,012.00)
8368008	900/60R32 LI 176 R1W Goodyear, Michelin and Mitas		(\$5,339.00)
8365008	900/65R32 LI 178 R2 Goodyear only		(\$2,904.00)
8300288	900/75R32 184A8 R1W Goodyear and Firestone only, Includes additional ladder step for cab access Can only be ordered with 600/70R28, 750/65R26, or 28L 26 R2 steer tires.		(\$160.00)
8372108	76 x 50.00-32 16PR HF3 Floatation tires - Firestone only		\$13,185.00
8300318	Rims only, less 900 tires with mounting hardware		(\$11,946.00)
Dual Drive Tires			
8300698	520/85R42 165B R1 Firestone Only		\$1,209.00
8300708	520/85R42 165B R1W Firestone Only		\$1,564.00
8300718	520/85R42 165A8 R2 Firestone Only		\$4,377.00
8300518	520/85R42 162A8 R1 Goodyear only		No Charge
8300528	520/85R42 162A8 R1W Goodyear, Michelin and Mitas		\$1,190.00
8300538	520/85R42 162A8 R2 Goodyear and Firestone only		\$1,536.00
8300788	IF 520/85R42 CFO 169A8 R2 Dual Goodyear only High flex side wall, provides increased load carrying capabilities with lower inflation pressures.		\$6,500.00

**AXIAL-FLOW® 7230 COMBINES
US PRICE LIST**

(Ex Works Grand Island, NE)

	8300168	620/70R42 LI 166A8 R1W-Duals Goodyear, Firestone and Michelin Required for 12 Row Folding Corn Heads.		\$3,841.00
	8300198	Rims only, less 520/620 R42 rims for 520 or 620 tires. Includes 4 rims and mounting hardware.		(\$9,587.00)
No Drive Tires/Track Ordering				
	8319008	No drive tires taken Required if ordering a rubber track combine. Rubber tracks must be ordered separately as a loose attachment. Please refer to code 415219006 or 415306006 in the Factory Supplied Attachments section of the printed price list.		(\$14,491.00)
Hillside Ready Combine Only				
	8306139	No drive tires taken-Hillside Includes dual wheel fixation kit for fitting Hillco supplied rims and tires		(\$14,491.00)

FRONT DRIVE AXLE EXTENSIONS

SD_08001 AXLE EXTENSION

	X08001X	No axle extensions		(\$3,776.00)
For Standard-duty System				
	712548	Axle extensions-10.4 in. 265mm For standard-duty propulsion system. For use with 520 and 620 duals set on 30 in. rows. Not compatible with tracks option.		No Charge
	712547	Axle extensions-12.4 in 316mm. For standard-duty propulsion system. For use with floatation tires and single drive tires set to 144 in. tread. Not compatible with tracks option.		\$148.00
For Heavy-duty System				
	712553	Axle extensions-10.4 in. 265mm For propulsion system. For use with 520 and 620 duals set on 30 in. rows. Not compatible with tracks option.		No Charge
	712551	Axle extensions-12.4 in. 316mm For propulsion system. For use with floatation tires and single drive tires set to 144 in. tread. Not compatible with tracks option.		\$148.00

**AXIAL-FLOW® 7230 COMBINES
US PRICE LIST**

(Ex Works Grand Island, NE)

STEERING AXLES

SD 12005 STEERING AXLE

	425256	HD Adjustable steer axle 120 in. to 144 in. tread setting		No Charge
	425164	2 Speed Powered Rear Axle AGR 120 in. to 144 in. tread setting, 2-speed, includes flow regulators		\$25,075.00

STEERING TIRES

SD 13004 STEERING TIRES

	8109008	No steering tires taken		(\$4,989.00)
	8100918	VF620/70R26 170A8 R1W Michelin Only High flex sidewall. Offers high load carrying capacity at lower inflation pressures. Capable of operating at 120 inch centers for dual applications.		\$1,260.00
	8100198	600/65R28 LI 154 A8 R1W Goodyear, Firestone, Michelin and Mitas		No Charge
	8100348	600/70R28 161A8 R1W Goodyear and Firestone Only		\$1,017.00
	8100438	750/65R26 166A8 R1W Replaced 28L-26 R1 Goodyear, Firestone and Michelin Required for 12 Row folding Corn Heads		\$2,525.00
	8100448	SW28L-26 16PR R2 Goodyear and Firestone only		\$3,293.00
	8199018	23.1R26 161 A8 R3 Titan tire for Hillco machines		\$2,562.00

TIRE BRAND PREFERENCE

SD 16045 TIRE BRAND

	X16045X	No tire brand selection		No Charge
	722734	Firestone		\$1,194.00
	722735	Goodyear		\$632.00
	425108	Michelin		\$2,601.00
	425378	Mitas		\$632.00

**AXIAL-FLOW® 7230 COMBINES
US PRICE LIST**

(Ex Works Grand Island, NE)

ADVANCED FARMING SYSTEM

SD_27011 AUTOGUIDANCE NAV II

	X27011X	No Guidance Nav II controller		No Charge
	425137	AutoGuidance Nav II controller		\$5,408.00

SD_27022 GPS ANTENNA/RECEIVER

	X27022X	No GPS receiver		No Charge
	425246	162 GPS Antenna receiver AFS - WAAS/GLONASS signal only - for yield mapping. Additional unlock code required to operate AFS AccuGuide and is purchased separately through CNH Precision Farming Store.		\$1,185.00
	425510	372 Antenna receiver - WAAS Factory Installed Auto Guidance Precision Farming Includes: Antenna / 372 Receiver WAAS for yield mapping.		\$3,245.00
	425504	372 GPS Receiver- Omni HP/XP Factory Installed Auto Guidance Precision Farming Includes: Antenna / 372 Receiver WAAS, GLONASS, Omni Star HP/XP for yield mapping. Receiver can be upgraded to RTK. RTK radio sold separately.		\$5,745.00

SD_27032 PC SOFTWARE

	712635	Desktop software for PC AFS Desktop Software - includes 1- year service agreement. Required to analyze yield data for either yield mapping or data logging.		No Charge
	X27032X	No desktop software		(\$828.00)

SD_27035 PF PACKAGE

	722611	Yield and moisture logging AFS - includes sensors, wiring, brackets and external storage device.		No Charge
--	--------	--	--	-----------

SD_27047 AUTOGUIDANCE

	425286	Autoguide Rdy w/GPS mnt AFS AccuGuide Ready combine. Includes electronic steering valve, steering manifold, hydraulic hose, mounting bracket for Nav II controller, antenna receiver mount and wiring harness.		No Charge
--	--------	--	--	-----------

ENGINE ACCESSORIES

SD_02009 ENGINE AIR COMPRESSOR

	X02009X	No engine air compressor		No Charge
--	---------	--------------------------	--	-----------

**AXIAL-FLOW® 7230 COMBINES
US PRICE LIST**

(Ex Works Grand Island, NE)

	722525	Engine air compressor 7 cfm @ 1,000 RPM/14 cfm @ 2,000 RPM with 16 gallon pressure tank, 4 outlet points located around the combine and a 20 ft. air hose		\$3,025.00
--	--------	--	--	------------

SD_02071 ENGINE COOLANT HEATER

	X02071X	No engine coolant heater		(\$268.00)
	722764	Engine block heater		No Charge

OTHER OPTIONS

SD_41038 TRAILER HITCH

	X41038X	No trailer hitch		No Charge
	722520	Trailer hitch		\$716.00

SD_50131 HAND WASH STATION

	X50131X	No hand wash station		No Charge
	415294	Hand wash station 2.5 gallon hand wash station		\$163.00

SD_E5114 SEA GUARD

	XE5114X	No Protective coating		No Charge
	461011	Protective coating Spray on coating for transport protection that will require removal prior to predelivery.		\$275.00

ADDITIONAL ITEMS

SD_41048 STEP

	X41048X	No Step		No Charge
	415320	Access Step Folding step that attaches to rear hitch for easy access to rear of machine. Only available with trailer hitch. Step not recommended with 425488 Dual Disc Spreader.		\$543.00

LOOSE ACCESSORIES

CLEAN GRAIN

SD_C7904 PERFORATED TROUGH

	XC7904X	Grain storage		No Charge
	712557	Perf. clean grain/tailings Includes perforated clean grain and tailings auger troughs and clean grain elevator boot		\$588.00

**AXIAL-FLOW® 7230 COMBINES
US PRICE LIST**

(Ex Works Grand Island, NE)

SPECIAL EQUIPMENT

SD_02011 ROTARY DUSTSCREEN BRUSH

	X02011X	No rotary screen brush		No Charge
	712209	Rotary screen brush Internal air screen brush for corn sucrose		\$1,243.00

MODULES

SD_C7011 C/B CONCAVES FI

	XC7011X	No C/B concaves FI		No Charge
	712441	Large wire 1/4 in. diameter heat treated, 1 LH and 1 RH		\$911.00

SD_C7012 C/B CONCAVES HT (2)

	XC7012X	No C/B concaves HT		No Charge
	712614	Large wire 1/4 in diameter heat treated, 2 LH and 2 RH		\$1,826.00

SD_C7014 CONCAVE STD BAR (2)

	XC7014X	No concave Std bar		No Charge
	712616	Large skip wire - 2 LH / 2 RH 2 LH and 2 RH		\$1,895.00

SD_C7018 GRATES

	XC7018X	No selection		No Charge
	415262	Large skip wire, 1LH and 1RH		\$948.00

SD_C7043 ROUND BAR HT CONCAVES (2)

	XC7043X	No round bar		No Charge
	415132	Rotor module, round bar - 2 heat treated, 2 LH and 2 RH		\$2,123.00

SD_C7044 ROUND BAR HT CONCAVES (1)

	XC7044X	No round bar		No Charge
	415131	Rotor module, round bar - 1 heat treated, 1 LH and 1 RH		\$1,062.00

SD_C7045 SMALL WIRE CONCAVES

	XC7045X	No concave		No Charge
	712440	Small wire 3/16 in. diameter heat treated, 1 LH and 1 RH		\$1,099.00

SD_C7046 SLOTTED CONCAVES

	XC7046X	No slotted concaves		No Charge
	712615	Package, slotted concaves for edible beans, 2 LH and 2 RH		\$2,685.00

**AXIAL-FLOW® 7230 COMBINES
US PRICE LIST**

(Ex Works Grand Island, NE)

SD_C7047 SLOTTED GRATES

		XC7047X	No slotted grates		No Charge
		415264	Slotted, 1 LH and 1 RH		\$1,365.00

SD_C7051 SMALL GRAIN CONCAVE

		XC7051X	No small grain concave		No Charge
		712613	Small wire 3/16 in. diameter heat treated, 2 LH and 2 RH		\$2,201.00

SD_C7054 SMOOTH CONCAVES

		XC7054X	No solid concave		No Charge
		712582	Solid concave, 1 LH and 1 RH		\$1,245.00

SD_C7066 THRESHING

		XC7066X	No hard thresh module kit		No Charge
		415309	Hard thresh module kit 1 LH and 1 RH module, cage covers and module covers		\$2,110.00

SD_C7067 MODULE RB/LW SET

		XC7067X	No RB/LW Set		No Charge
		415310	Module RB/LW Set FI 2 round bar LH, 1 round bar RH, 1 large wire 1/4 inch RH		\$2,050.00

OPERATOR'S MANUAL

SD_47083 OPERATOR'S MANUAL

		712358	English Manual		No Charge
		712372	NA French Canadian		No Charge
		712960	Spanish Language		No Charge

ADDITIONAL OPERATOR'S MANUAL

SD_47048 MANUALS AUTOGUIDANC

		415149	AutoGuidance manual - English		No Charge
		415150	AutoGuidance manual-French CAN		No Charge
		415151	AutoGuidance manual-Spanish NA		No Charge

**AXIAL-FLOW® 7230 COMBINES
US PRICE LIST**

(Ex Works Grand Island, NE)

Factory Supplied Attachments

Order Code	Description	Weight	Factory Data	List Price
Tracks				
415219006	Rubber Tracks Goodyear 36 in. rubber track assembly with mounting yoke assembly. Rubber tracks ship separately from Export Pack, (Ex Works Milan, IL). Not compatible with axle extensions. Ordering and invoicing are together. Combines ordered will-call require Tracks to be will-called out of XPAC (Milan, IL).	12,000 LB		\$80,564.00
415306006	Rubber Tracks Camoplast 36 in. rubber track assembly with mounting yoke assembly. Rubber tracks ship separately from Export Pack, (Ex Works Milan, IL). Not compatible with axle extensions. Ordering and invoicing are together. Combines ordered will-call require Tracks to be will-called out of XPAC (Milan, IL).	11,198 LB		\$80,564.00



**AXIAL-FLOW 7230
STEERING AXLE BALLAST WEIGHT REQUIREMENTS (lbs)**

Header Style	Steer Tire	Size (in feet)	Non-Powered Guide Axle				Power Guide Axle							
			600/65R28	VF620/70R26	600/70R28	750/65R26	28L-26 R2	600/65R28	VF620/70R26	600/70R28	750/65R26	28L-26 R2		
2010 Grain Heads		20	0	0	0	0	0	0	0	0	0	0	0	0
		25	0	0	0	0	0	0	0	0	0	0	0	0
		30	0	0	0	0	0	0	0	0	0	0	0	0
		15	0	0	0	0	0	0	0	0	0	0	0	0
3016 Pickup Header		20	0	0	0	0	0	0	0	0	0	0	0	0
		25	0	0	0	0	0	0	0	0	0	0	0	0
		30	0	0	0	0	0	0	0	0	0	0	0	0
		35	0	0	0	0	0	0	0	0	0	0	0	0
3020 Flex Header		25	0	0	0	0	0	0	0	0	0	0	0	0
		30	0	0	0	0	0	0	0	0	0	0	0	0
		35	0	0	0	0	0	0	0	0	0	0	0	0
		40	0	0	0	0	0	0	0	0	0	0	0	0
3152 Rigid Draper *With Transport Option		25	0	0	0	0	0	0	0	0	0	0	0	0
		30	0	0	0	0	0	0	0	0	0	0	0	0
		35	0	0	0	0	0	0	0	0	0	0	0	0
		40	0/*770	0/*770	0/*770	0/*240	0/*330	0/*350	0/*350	0/*350	0/*350	0/*350	0	0
3162 Flex Draper *With Transport Option		45	350/*1100	350/*1100	350/*1100	0/*570	0/*660	0/*660	0/*660	0/*350	0/*350	0	0	0
		30	0	0	0	0	0	0	0	0	0	0	0	0
		35	0/*440	0/*440	0/*440	0	0	0	0	0	0	0	0	0
		40	1760/*N/A	1760/*3410	1760/*N/A	1230/*2880	1320/*2970	1100/*N/A	1100/*2640	1100/*2640	1100/*2640	570/*2110	660/*2200	660/*2200
3400/4400 Series Corn Head		45	N/A/*N/A	N/A/*N/A	N/A/*N/A	2990/*3540	3080/*3630	NA/*N/A	2860/*3300	2860/*N/A	2330/*2770	2420/*2860	2420/*2860	
		8R	0	0	0	0	0	0	0	0	0	0	0	
		12R	770	770	770	240	330	0	0	0	0	0	0	
		12RF	N/A	2970	2970	2440	2530	N/A	2200	2200	1670	1760	1760	
4400 Series Chopping Corn Head		8R	0	0	0	0	0	0	0	0	0	0	0	
		12R	990	990	990	240	550	265	265	265	0	0	0	
		12RF	N/A	N/A	N/A	3210	N/A	N/A	2970	2440	2440	2440	2530	
		12RF	N/A	N/A	N/A	3210	N/A	N/A	2970	2440	2440	2440	2530	

Use fluid in rear tires to ballast steering axle.
Ballast weights are total, use half this amount on each steer wheel.

*With Transport Option



**Tire Ordering Guide - Tire Combinations
Axial-Flow 7230, 8230 and 9230 Combine**

Recommended Front / Rear Tire Combination w/ Non-Powered Guide Axle			
Drive Tire Single Drive Tire	Front Tire Tread Setting		
	120"	135"	144"
800/70R38 181A8 R1W	C, D, E	C, D, E, F, G	C, D, E, F, G
IF800/70R38 CFO 181A8 R1W	D	D, F, G	D, F, G
900/60R32 176A8/185A8 R1, R1W	C, D, E	C, D, E, F, G	C, D, E, F, G
900/75R32 184A8 R1W	N/A	N/A	D, E, F, G
900/65R32 178A8 R2	C, D, E	C, D, E, F, G	C, D, E, F, G
76X50.00-32 16 PR HF3	N/A	N/A	D, E, F, G
Dual Drive Tire	154" / 180"		
520/85R42 162A8/165B R1, R1W	N/A	N/A	C, D, E, F, G
520/85R42 162A8/165A8 R2	N/A	N/A	C, D, E, F, G
IF520/85R42 CFO 169A8/B R2	N/A	N/A	C, D, E, F, G
620/70R42 166A8 R1W	N/A	N/A	C, D, E, F, G
36" Tracks	N/A	N/A	F, G

Recommended Front / Rear Tire Combination w/ Powered Guide Axle				
Drive Tire Single Drive Tire	Front Tire Tread Setting			
	120"	135"	137"	144"
800/70R38 181A8 R1W	C, D, E	C, D, E, F	C, D, E, F	C, D, E, F, G
IF800/70R38 CFO 181A8 R1W	D	D, F, G	D, F, G	D, F, G
900/60R32 176A8/185A8 R1, R1W	C, D, E	N/A	C, D, E, G	C, D, E, F, G
900/75R32 184A8 R1W	N/A	N/A	D, E, F, G	D, E, F, G
900/65R32 178A8 R2	C, D, E	N/A	C, D, E, G	C, D, E, F, G
76X50.00-32 16 PR HF3	N/A	N/A	N/A	D, E, F, G
Dual Drive Tire	154"			120" / 180"
520/85R42 162A8/165B R1, R1W	N/A	N/A	N/A	C, D, E, F, G
520/85R42 162A8/165A8 R2	N/A	N/A	N/A	C, D, E, F, G
IF520/85R42 CFO 169A8/B R2	N/A	N/A	N/A	C, D, E, F, G
620/70R42 166A8 R1W	N/A	N/A	N/A	C, D, E, F, G
36" Tracks	N/A	N/A	N/A	F, G

Guide Tire Options	Chart Code	Min. Rear Tire Tread Width	
		Non-PGA	PGA
600/65R28 154A8 R1W	C	120"	123"
VF620/70R26 170A8 R1W	D	120"	123"
600/70R28 161A8 R1W	E	120"	123"
750/65R26 166A8 R1W	F	130"	136"
28L-26 16 PR R2	G	136"	136"

Preferred tire combinations are in bold



Tire Ordering Guide - Maximum Header Size and Tread Setting
Axial-Flow 7230 Combine

Minimum Drive Tire	Maximum Header Size						Tread Setting						
	2010	3020	3152*	3162*	4400 Chop	3400/4400	120"	137"	144"	120"	137"	144"	
	Wheels Dished In	Wheels Dished Out	Wheels Dished In	Wheels Dished Out	Wheels Dished In	Wheels Dished Out	Required Axle Extension	Wheels Dished In	Wheels Dished Out	Wheels Dished In	Wheels Dished Out	Wheels Dished In	Wheels Dished Out
Single Drive Tire													
800/70R38 181A8 R1W	30'	35'	45'/*45'	40'/*35'	8R30"	8R30"	N/A	N/A	12.4"	10"	20"	20"	144"
IF800/70R38 CFO 184A8 R1W	30'	35'	45'/*45'	45'/*45'	8R30"	8R30"	N/A	N/A	12.4"	10"	20"	20"	144"
900/60R32 176A8 R1, R1W	30'	35'	45'/*45'	N/A	N/A	N/A	N/A	N/A	12.4"	10"	20"	20"	144"
900/60R32 185A8 R1W	30'	35'	45'/*45'	N/A	N/A	N/A	N/A	N/A	12.4"	10"	20"	20"	144"
900/75R32 184A8 R1W	30'	35'	45'/*45'	45'/*45'	12R30"	12R30"	N/A	N/A	12.4"	N/A	20"	20"	144"
900/65R32 178A8 R2	30'	35'	45'/*45'	45'/*40'	8R30"	8R30"	N/A	N/A	12.4"	10"	20"	20"	144"
76X50.00-32 16 PR HF3	30'	35'	45'/*45'	45'/*45'	12R30"	12R30"	N/A	N/A	12.4"	N/A	N/A	30"	144"
Dual Drive Tire/Tracks													
520/85R42 162A8/165B R1, R1W	30'	35'	45'/*45'	45'/*45'	12R30"	8R30"	N/A	N/A	10.4"	N/A	N/A	30"	144"
620/70R42 166A8 R1W	30'	35'	45'/*45'	45'/*45'	12RF30"	12RF30"	N/A	N/A	10.4"	N/A	N/A	30"	144"
520/85R42 162A8/165A8 R2	30'	35'	45'/*45'	45'/*45'	12R30"	8R30"	N/A	N/A	10.4"	N/A	N/A	30"	144"
IF520/85R42 CFO 169A8/B R2	30'	35'	45'/*45'	45'/*45'	12R30"	12R30"	N/A	N/A	10.4"	N/A	N/A	30"	144"
36" Tracks	30'	35'	45'/*45'	45'/*45'	12R30"	12R30"	N/A	N/A	N/A	N/A	30"	NA	144"

*With Transport Option

Axial-Flow 8230 Recommended Configuration
Small Grain - Wheat

<u>Code</u>	<u>Description</u>
	Base Unit - Axial-Flow 8230 Combine
	VERSION
425200	Grain, Corn, Specialty Crop and Rice
	FEEDER DRIVE
425464	PowerPlus CVT Drive
	FEEDER ROCK PROTECTION AND CONVEYOR
722742	Without Stone Trap - lateral header tilt control with auto level function
	ROTOR TRANSITION CONE/EXTENDED WEAR COMP.
425198	Standard wear
	ROTORS
425388	Std. wear rotor w/spikes Includes 8 spiked rasp bars in Separator area
	ROTOR MODULE FRONT
722753	Grain, small wire (3/16" dia) heat treated
	ROTOR MODULE REAR
425058	Large wire (1/4") for small grains and small seed
	ROTOR DISCHARGE
722761	Standard cut chopper - 2 Speed
	RESIDUE SPREADERS
425339	Std spreader
	CLEANING SYSTEM
722030	Self Leveling Cleaning System in base
	UPPER SIEVES (CHAFFER)
425057	1-1/8" adjustable slat with 1-1/8" adjustable pre-sieve
	LOWER SIEVES (SHOE)
722731	1-1/8" adjustable Closz slat
	GRAIN ELEVATOR AND DELIVERY AUGER
722481	Standard Elevator - Single (Slow) Speed Only
	GRAIN TANK EXTENSIONS
425371	High Cap. Unload Grain tank w/ Maunal Ext. 350 bu.
	GRAIN TANK UNLOADING AUGERS
425348	High Capacity unload 40ft. Headers
	UNLOAD AUGER SPOUT
425343	Std. Unload Spout - Fixed Spout
	UNLOAD AUGER DRIVE
425364	High capacity Unload System - Single Drive
	OPERATOR CAB
425479	Deluxe Cab
722988	AFS Pro 700 Color Touch Screen Display
	OPERATOR SEATS
425187	Cloth bucket operator's seat
	RADIO AND SPEAKERS
722650	AM/FM Weather Band Radio
	CAB ROOF LIGHTS
722811	Halogen Stadium Lighting
	GROUND DRIVE
722775	HD Planetary Single speed hydro motor
	FRONT AXLE DRIVE TIRES
8300518	520/85R42 LI162A8 (R1)
	FRONT DRIVE AXLE EXTENSIONS
712553	10.4" (265mm) axle extension for HD Drive
	STEERING AXLE
425256	Adjustable steer axle, 120 in to 144 in. tread setting
	STEERING TIRES
8100198	600/65R28 LI154A8 (R1W)
	TIRE BRAND PREFERENCE
	Tire brand preference per your customers and local support
	ADVANCED FARMING SYSTEMS
	Auto Guidance Nav II Controller
	GPS Antenna Receiver
712635	AFS Desktop Software
722611	Yield and Moisture Logging
425286	AutoGuidance Ready
	ENGINE ACCESSORIES
	Engine Air Compressor
722764	Cold Start Package (Block Heater)
	OTHER OPTIONS
	Trailer Hitch
	Hand Wash Station
	Electronic Control Module
	MARKET AREA
	Manuals Autoguidance
	Manuals Operation
	SINGLE DRIVE TIRE CONFIGURATION
8358009	900/60R32 LI176 (R1) (Firestone Only)
X08001X	No Axle Extension
712457	10" Operator's Platform Ext.
	Tire brand preference per your customers and local support

Axial-Flow 8230 Recommended Configuration
Corn / Bean

<u>Code</u>	<u>Description</u>
	Base Unit - Axial-Flow 8230 Combine
	VERSION
425200	Grain, Corn, Specialty Crop and Rice
	FEEDER DRIVE
425464	PowerPlus CVT Drive
	FEEDER ROCK PROTECTION AND CONVEYOR
722744	With Stone Trap - Lateral header tilt control with auto level function
	ROTOR TRANSITION CONE/EXTENDED WEAR COMP.
425198	Standard wear
	ROTORS
425292	Std. wear rotor w/bars/spikes Inc. 8 spiked rasp bars and 4 straight bars in sep. area
	ROTOR MODULE FRONT
722754	Corn and rice, large wire
	ROTOR MODULE REAR
425389	Large skip wire for corn, soybeans and small grains
	ROTOR DISCHARGE
722761	Standard cut chopper - 2 Speed
	RESIDUE SPREADERS
425339	Std spreader
	CLEANING SYSTEM
722030	Self Leveling Cleaning System in base
	UPPER SIEVES (CHAFFER)
722723	1-5/8" adjustable, corn slat
	LOWER SIEVES (SHOE)
722733	1-5/8" adjustable Closz slat
	GRAIN ELEVATOR AND DELIVERY AUGER
425241	2-speed Standard Duty
	GRAIN TANK EXTENSIONS
425371	High Cap. Unload Grain tank w/ Maunal Ext. 350 bu.
	GRAIN TANK UNLOADING AUGERS
425348	High Capacity unload 40ft. Headers
	UNLOAD AUGER SPOUT
425343	Std. Unload Spout - Fixed Spout
	UNLOAD AUGER DRIVE
425364	High capacity Unload System - Single Drive
	OPERATOR CAB
425479	Deluxe Cab
722988	AFS Pro 700 Color Touch Screen Display
	OPERATOR SEATS
425187	Cloth bucket operator's seat
	RADIO AND SPEAKERS
722650	AM/FM Weather Band Radio
	CAB ROOF LIGHTS
722811	Halogen Stadium Lighting
	GROUND DRIVE
722775	HD Planetary Single speed hydro motor
	FRONT AXLE DRIVE TIRES
8300518	520/85R42 LI162A8 (R1)
	FRONT DRIVE AXLE EXTENSIONS
712553	10.4" (265mm) axle extension for HD Drive
	STEERING AXLE
425256	Adjustable steer axle, 120 in to 144 in. tread setting
	STEERING TIRES
8100198	600/65R28 LI154A8 (R1W)
	TIRE BRAND PREFERENCE
	Tire brand preference per your customers and local support
	ADVANCED FARMING SYSTEMS
	Auto Guidance Nav II Controller
	GPS Antenna Receiver
712635	AFS Desktop Software
722611	Yield and Moisture Logging
425286	AutoGuidance Ready
	ENGINE ACCESSORIES
	Engine Air Compressor
722764	Cold Start Package (Block Heater)
	OTHER OPTIONS
	Trailer Hitch
	Hand Wash Station
	Electronic Control Module
	MARKET AREA
	Manuals Autoguidance
	Manuals Operation

Axial-Flow 8230 Recommended Configuration Edible Bean - Small Grain

<u>Code</u>	<u>Description</u>
	Base Unit - Axial-Flow 8230 Combine
	VERSION
425200	Grain, Corn, Specialty Crop and Rice
	FEEDER DRIVE
425464	PowerPlus CVT Drive
	FEEDER ROCK PROTECTION AND CONVEYOR
722744	With Stone Trap - Lateral header tilt control with auto level function
	ROTOR TRANSITION CONE/EXTENDED WEAR COMP.
425199	Extended Wear
	ROTORS
722751	Extd. wear rotor w/spikes Includes 8 spiked rasp bars in Separator area
	ROTOR MODULE FRONT
722755	Large Wire, Heat Treated
	ROTOR MODULE REAR
722758	Slotted for Edible Beans
	ROTOR DISCHARGE
722761	Standard cut chopper - 2 Speed
	RESIDUE SPREADERS
425339	Std spreader
	CLEANING SYSTEM
722030	Self Leveling Cleaning System in base
	UPPER SIEVES (CHAFFER)
425057	1-1/8" adjustable slat with 1-1/8" adjustable pre-sieve
	LOWER SIEVES (SHOE)
722731	1-1/8" adjustable Closz slat
	GRAIN ELEVATOR AND DELIVERY AUGER
425363	2-speed Extended Wear
	GRAIN TANK EXTENSIONS
425371	High Cap. Unload Grain tank w/ Maunal Ext. 350 bu.
	GRAIN TANK UNLOADING AUGERS
425353	High Capacity unload Perforated 40ft. Headers
	UNLOAD AUGER SPOUT
425343	Std. Unload Spout - Fixed Spout
	UNLOAD AUGER DRIVE
425364	High capacity Unload System - Single Drive
	OPERATOR CAB
425479	Deluxe Cab
722988	AFS Pro 700 Color Touch Screen Display
	OPERATOR SEATS
425187	Cloth bucket operator's seat
	RADIO AND SPEAKERS
722650	AM/FM Weather Band Radio
	CAB ROOF LIGHTS
722811	Halogen Stadium Lighting
	GROUND DRIVE
722775	HD Planetary Single speed hydro motor
	FRONT AXLE DRIVE TIRES
8300518	520/85R42 LI162A8 (R1)
	FRONT DRIVE AXLE EXTENSIONS
712553	10.4" (265mm) axle extension for HD Drive
	STEERING AXLE
425256	Adjustable steer axle, 120 in to 144 in. tread setting
	STEERING TIRES
8100198	600/65R28 LI154A8 (R1W)
	TIRE BRAND PREFERENCE
	Tire brand preference per your customers and local support
	ADVANCED FARMING SYSTEMS
	Auto Guidance Nav II Controller
	GPS Antenna Receiver
712635	AFS Desktop Software
722611	Yield and Moisture Logging
425286	AutoGuidance Ready
	ENGINE ACCESSORIES
	Engine Air Compressor
722764	Cold Start Package (Block Heater)
	OTHER OPTIONS
	Trailer Hitch
	Hand Wash Station
	Electronic Control Module
	MARKET AREA
	Manuals Autoguidance
	Manuals Operation

Axial-Flow 8230 Recommended Configuration Canadian Special - Small Grains & Lentils

<u>Code</u>	<u>Description</u>
	Base Unit - Axial-Flow 8230 Combine
	VERSION
425200	Grain, Corn, Specialty Crop and Rice
	FEEDER DRIVE
425464	PowerPlus CVT Drive
	FEEDER ROCK PROTECTION AND CONVEYOR
722744	With Stone Trap - Lateral header tilt control with auto level function
	ROTOR TRANSITION CONE/EXTENDED WEAR COMP.
425198	Standard wear
	ROTORS
425101	Ext. Wear 40E Small tube rotor Includes 8 spiked rasp bars in Separator area
	ROTOR MODULE FRONT
722753	Grain, small wire (3/16" dia) heat treated
	ROTOR MODULE REAR
425058	Large wire (1/4") small grains and small seeds
	ROTOR DISCHARGE
425359	MagnaCut fine cut chopper (40 Blade)
	RESIDUE SPREADERS
425339	Std spreader
	CLEANING SYSTEM
722030	Self Leveling Cleaning System in base
	UPPER SIEVES (CHAFFER)
425057	1-1/8" adjustable slat with 1-1/8" adjustable pre-sieve
	LOWER SIEVES (SHOE)
722731	1-1/8" adjustable Closz slat
	GRAIN ELEVATOR AND DELIVERY AUGER
722481	Standard Elevator - Single (Slow) Speed Only
	GRAIN TANK EXTENSIONS
425371	High Cap. Unload Grain tank w/ Maunal Ext. 350 bu.
	GRAIN TANK UNLOADING AUGERS
425353	High Capacity unload Perforated 40ft. Headers
	UNLOAD AUGER SPOUT
425343	Std. Unload Spout - Fixed Spout
	UNLOAD AUGER DRIVE
425364	High capacity Unload System - Single Drive
	OPERATOR CAB
425479	Deluxe Cab
722988	AFS Pro 700 Color Touch Screen Display
	OPERATOR SEATS
425187	Cloth bucket operator's seat
	RADIO AND SPEAKERS
722650	AM/FM Weather Band Radio
	CAB ROOF LIGHTS
722811	Halogen Stadium Lighting
	GROUND DRIVE
722775	HD Planetary Single speed hydro motor
	FRONT AXLE DRIVE TIRES
8300518	520/85R42 LI162A8 (R1)
	FRONT DRIVE AXLE EXTENSIONS
712553	10.4" (265mm) axle extension for HD Drive
	STEERING AXLE
425256	Adjustable steer axle, 120 in to 144 in. tread setting
	STEERING TIRES
8100198	600/65R28 LI154A8 (R1W)
	TIRE BRAND PREFERENCE
	Tire brand preference per your customers and local support
	ADVANCED FARMING SYSTEMS
	Auto Guidance Nav II Controller
	GPS Antenna Receiver
712635	AFS Desktop Software
722611	Yield and Moisture Logging
425286	AutoGuidance Ready
	ENGINE ACCESSORIES
	Engine Air Compressor
722764	Cold Start Package (Block Heater)
	OTHER OPTIONS
	Trailer Hitch
	Hand Wash Station
	Electronic Control Module
	MARKET AREA
	Manuals Autoguidance
	Manuals Operation

Axial-Flow 8230 Recommended Configuration Rice - Stripper Head

Highwear Components Highlighted	
Code	Description
	Base Unit - Axial-Flow 8230 Combine VERSION
425200	Grain, Corn, Specialty Crop and Rice FEEDER DRIVE
425464	PowerPlus CVT Drive FEEDER ROCK PROTECTION AND CONVEYOR
722742	Without Stone Trap - Lateral header tilt control with auto level function ROTOR TRANSITION CONE/EXTENDED WEAR COMP.
425199	Extended Wear ROTORS
425102	Extd. wear 40E rice rotor, small tube ROTOR MODULE FRONT
425141	Round Bar, Heat Treated ROTOR MODULE REAR
425142	Large skip wire, heat treated for rice ROTOR DISCHARGE
722761	Standard cut chopper - 2 Speed RESIDUE SPREADERS
425488	Dual disc spreader CLEANING SYSTEM
722030	Self Leveling Cleaning System in base UPPER SIEVES (CHAFFER)
722725	1-5/8" adjustable Clozslat with 1-5/8" adjustable pre-sieve LOWER SIEVES (SHOE)
722733	1-5/8" adjustable Clozslat GRAIN ELEVATOR AND DELIVERY AUGER
425363	2-speed Extended Wear GRAIN TANK EXTENSIONS
425371	High Cap. Unload Grain tank w/ Maunal Ext. 350 bu. GRAIN TANK UNLOADING AUGERS
425350	High Capacity unload extended wear 40ft. Headers UNLOAD AUGER SPOUT
425343	Std. Unload Spout - Fixed Spout UNLOAD AUGER DRIVE
425365	High capacity Independent Cross Auger Ctrl - Dual Drive OPERATOR CAB
425479	Deluxe Cab
722988	AFS Pro 700 Color Touch Screen Display OPERATOR SEATS
425187	Cloth bucket operator's seat RADIO AND SPEAKERS
722650	AM/FM Weather Band Radio CAB ROOF LIGHTS
722811	Halogen Stadium Lighting GROUND DRIVE
722776	HD Planetary Single speed hydro motor and locking diff FRONT AXLE DRIVE TIRES
8372108	76 x 50.00-32 16PR (HF3) floatation tires FRONT DRIVE AXLE EXTENSIONS
712551	12.4" (316mm) axle extension for HD Drive STEERING AXLE
425164	2-speed Powered Adjustable Steer Axle STEERING TIRES
8100448	28L-26 16PR (R2) TIRE BRAND PREFERENCE
	Tire brand preference per your customers and local support ADVANCED FARMING SYSTEMS
	Auto Guidance Nav II Controller
	GPS Antenna Receiver
712635	AFS Desktop Software
722611	Yield and Moisture Logging
425286	AutoGuidance Ready ENGINE ACCESSORIES
	Engine Air Compressor
	Cold Start Package (Block Heater) OTHER OPTIONS
	Trailer Hitch
	Hand Wash Station
	Electronic Control Module MARKET AREA
	Manuals Autoguidance
	Manuals Operation
	DUAL CONFIGURATION
8300538	520/85R42 L1162A8 (R2)
712553	10.4" (265mm) axle extension for Planetary Drives

Axial-Flow 8230 Recommended Configuration Rice - Delta/California Rice

Highwear Components Highlighted	
Code	Description
	Base Unit - Axial-Flow 8230 Combine VERSION
425200	Grain, Corn, Specialty Crop and Rice FEEDER DRIVE
425464	PowerPlus CVT Drive FEEDER ROCK PROTECTION AND CONVEYOR
722742	Without Stone Trap - Lateral header tilt control with auto level function ROTOR TRANSITION CONE/EXTENDED WEAR COMP.
425199	Extended Wear ROTORS
425102	Extd. wear 40E rice rotor, small tube ROTOR MODULE FRONT
722755	Large wire, heat treated for rice ROTOR MODULE REAR
425142	Large skip wire, heat treated for rice ROTOR DISCHARGE
722761	Standard cut chopper - 2 Speed RESIDUE SPREADERS
425488	Dual disc spreader CLEANING SYSTEM
722030	Self Leveling Cleaning System in base UPPER SIEVES (CHAFFER)
722725	1-5/8" adjustable Clozslat with 1-5/8" adjustable pre-sieve LOWER SIEVES (SHOE)
722733	1-5/8" adjustable Clozslat GRAIN ELEVATOR AND DELIVERY AUGER
425363	2-speed Extended Wear GRAIN TANK EXTENSIONS
425371	High Cap. Unload Grain tank w/ Maunal Ext. 350 bu. GRAIN TANK UNLOADING AUGERS
425350	High Capacity unload extended wear 40ft. Headers UNLOAD AUGER SPOUT
425343	Std. Unload Spout - Fixed Spout UNLOAD AUGER DRIVE
425365	High capacity Independent Cross Auger Ctrl - Dual Drive OPERATOR CAB
425479	Deluxe Cab
722988	AFS Pro 700 Color Touch Screen Display OPERATOR SEATS
425187	Cloth bucket operator's seat RADIO AND SPEAKERS
722650	AM/FM Weather Band Radio CAB ROOF LIGHTS
722811	Halogen Stadium Lighting GROUND DRIVE
722776	HD Planetary Single speed hydro motor and locking diff FRONT AXLE DRIVE TIRES
8372108	76 x 50.00-32 16PR (HF3) floatation tires FRONT DRIVE AXLE EXTENSIONS
712551	12.4" (316mm) axle extension for HD Drive STEERING AXLE
425164	2-speed Powered Adjustable Steer Axle STEERING TIRES
8100448	28L-26 16PR (R2) TIRE BRAND PREFERENCE
	Tire brand preference per your customers and local support ADVANCED FARMING SYSTEMS
	Auto Guidance Nav II Controller
	GPS Antenna Receiver
712635	AFS Desktop Software
722611	Yield and Moisture Logging
425286	AutoGuidance Ready ENGINE ACCESSORIES
	Engine Air Compressor
	Cold Start Package (Block Heater) OTHER OPTIONS
	Trailer Hitch
	Hand Wash Station
	Electronic Control Module MARKET AREA
	Manuals Autoguidance
	Manuals Operation
	DUAL CONFIGURATION
8300538	520/85R42 L1162A8 (R2)
712553	10.4" (265mm) axle extension for Planetary Drives

Axial-Flow Track 8230 Recommended Configuration Corn / Bean

Code	Description
	Base Unit - Axial-Flow 8230 Combine
	VERSION
425200	Grain, Corn, Specialty Crop and Rice
	FEEDER DRIVE
425464	PowerPlus CVT Drive
	FEEDER ROCK PROTECTION AND CONVEYOR
722744	With Stone Trap - Lateral header tilt control with auto level function
	ROTOR TRANSITION CONE/EXTENDED WEAR COMP.
425198	Standard wear
	ROTORS
425292	Std. wear rotor w/bars/spikes Inc. 8 spiked rasp bars and 4 straight bars in sep. area
	ROTOR MODULE FRONT
722754	Corn and rice, large wire
	ROTOR MODULE REAR
425389	Large skip wire for corn, soybeans and small grains
	ROTOR DISCHARGE
722761	Standard cut chopper - 2 Speed
	RESIDUE SPREADERS
425488	Dual disc spreader
	CLEANING SYSTEM
722030	Self Leveling Cleaning System in base
	UPPER SIEVES (CHAFFER)
722723	1-5/8" adjustable, corn slat
	LOWER SIEVES (SHOE)
722733	1-5/8" adjustable Closz slat
	GRAIN ELEVATOR AND DELIVERY AUGER
425241	2-speed Standard Duty
	GRAIN TANK EXTENSIONS
425371	High Cap. Unload Grain tank w/ Maunal Ext. 350 bu.
	GRAIN TANK UNLOADING AUGERS
425348	High Capacity unload 40ft. Headers
	UNLOAD AUGER SPOUT
425343	Std. Unload Spout - Fixed Spout
	UNLOAD AUGER DRIVE
425364	High capacity Unload System - Single Drive
	OPERATOR CAB
425479	Deluxe Cab
722988	AFS Pro 700 Color Touch Screen Display
	OPERATOR SEATS
425187	Cloth bucket operator's seat
	RADIO AND SPEAKERS
722650	AM/FM Weather Band Radio
	CAB ROOF LIGHTS
722811	Halogen Stadium Lighting
	GROUND DRIVE
425215	Track Propulsion System
	FRONT AXLE DRIVE TIRES
8319008	No drive tires taken
	FRONT DRIVE AXLE EXTENSIONS
X08001X	No Axle Extensions
	STEERING AXLE
425164	2-speed Powered Adjustable Steer Axle
	STEERING TIRES
8100438	750/65R26 LI166 A8 R1W
	TIRE BRAND PREFERENCE
	Tire brand preference per your customers and local support
	ADVANCED FARMING SYSTEMS
	Auto Guidance Nav II Controller
	GPS Antenna Receiver
712635	AFS Desktop Software
722611	Yield and Moisture Logging
425286	AutoGuidance Ready
	ENGINE ACCESSORIES
	Engine Air Compressor
722764	Cold Start Package (Block Heater)
	OTHER OPTIONS
	Trailer Hitch
	Hand Wash Station
	Electronic Control Module
	MARKET AREA
	Manuals Autoguidance
	Manuals Operation
	Factory Supplied Attachments
415219006 or 415306006	36" rubber tracks

Axial-Flow Track 8230 Recommended Configuration Rice - Delta Rice/Stripper Head

Highwear Components Highlighted	
Code	Description
	Base Unit - Axial-Flow 8230 Combine
	VERSION
425200	Grain, Corn, Specialty Crop and Rice
	FEEDER DRIVE
425464	PowerPlus CVT Drive
	FEEDER ROCK PROTECTION AND CONVEYOR
722742	Without Stone Trap - Lateral header tilt control with auto level function
	ROTOR TRANSITION CONE/EXTENDED WEAR COMP.
425199	Extended Wear
	ROTORS
425102	Extd. wear 40E rice rotor, small tube
	ROTOR MODULE FRONT
425141	Round Bar, Heat Treated
	ROTOR MODULE REAR
425142	Large skip wire, heat treated for rice
	ROTOR DISCHARGE
722761	Standard cut chopper - 2 Speed
	RESIDUE SPREADERS
425488	Dual disc spreader
	CLEANING SYSTEM
722030	Self Leveling Cleaning System in base
	UPPER SIEVES (CHAFFER)
722725	1-5/8" adjustable Closz slat with 1-5/8" adjustable pre-sieve
	LOWER SIEVES (SHOE)
722733	1-5/8" adjustable Closz slat
	GRAIN ELEVATOR AND DELIVERY AUGER
425363	2-speed Extended Wear
	GRAIN TANK EXTENSIONS
425371	High Cap. Unload Grain tank w/ Maunal Ext. 350 bu.
	GRAIN TANK UNLOADING AUGERS
425350	High Capacity unload extended wear 40ft. Headers
	UNLOAD AUGER SPOUT
425343	Std. Unload Spout - Fixed Spout
	UNLOAD AUGER DRIVE
425365	High capacity Independent Cross Auger Ctrl - Dual Drive
	OPERATOR CAB
425479	Deluxe Cab
722988	AFS Pro 700 Color Touch Screen Display
	OPERATOR SEATS
425187	Cloth bucket operator's seat
	RADIO AND SPEAKERS
722650	AM/FM Weather Band Radio
	CAB ROOF LIGHTS
722811	Halogen Stadium Lighting
	GROUND DRIVE
425215	Track Propulsion System
	FRONT AXLE DRIVE TIRES
8319008	No drive tires taken
	FRONT DRIVE AXLE EXTENSIONS
X08001X	No Axle Extensions
	STEERING AXLE
425164	2-speed Powered Adjustable Steer Axle
	STEERING TIRES
8100448	28L-26 16PR (R2)
	TIRE BRAND PREFERENCE
	Tire brand preference per your customers and local support
	ADVANCED FARMING SYSTEMS
	Auto Guidance Nav II Controller
	GPS Antenna Receiver
712635	AFS Desktop Software
722611	Yield and Moisture Logging
425286	AutoGuidance Ready
	ENGINE ACCESSORIES
	Engine Air Compressor
	Cold Start Package (Block Heater)
	OTHER OPTIONS
	Trailer Hitch
	Hand Wash Station
	Electronic Control Module
	MARKET AREA
	Manuals Autoguidance
	Manuals Operation
	Factory Supplied Attachments
415219006 or 415306006	36" rubber tracks

Axial-Flow 8230 Recommended Configuration

Hillco Ready

<u>Code</u>	<u>Description</u>
	Base Unit - Axial-Flow 8230 Combine
	VERSION
425200	Grain, Corn, Specialty Crop and Rice
	FEEDER DRIVE
425464	PowerPlus CVT Drive
	FEEDER ROCK PROTECTION AND CONVEYOR
425070	HillCo Ready Feeder with Lateral Control
	ROTOR TRANSITION CONE/EXTENDED WEAR COMP.
425199	Extended wear
	ROTORS
722751	Extd. wear rotor w/spikes
	Includes 8 spiked rasp bars in Separator area
	ROTOR MODULE FRONT
	Order per crop-type recommendations
	ROTOR MODULE REAR
	Order per crop-type recommendations
	ROTOR DISCHARGE
722761	Standard cut chopper - 2 Speed
	RESIDUE SPREADERS
425339	Std spreader
	CLEANING SYSTEM
722030	Self Leveling Cleaning System in base
	UPPER SIEVES (CHAFFER)
	Order per crop-type recommendations
	LOWER SIEVES (SHOE)
	Order per crop-type recommendations
	GRAIN ELEVATOR AND DELIVERY AUGER
425363	2-speed Extended Wear
	GRAIN TANK EXTENSIONS
	Order per crop-type recommendations
	GRAIN TANK UNLOADING AUGERS
425348	High Capacity unload 40ft. Headers
	UNLOAD AUGER SPOUT
425343	Std. Unload Spout - Fixed Spout
	UNLOAD AUGER DRIVE
425364	High capacity Unload System - Single Drive
	OPERATOR CAB
425479	Deluxe Cab
722988	AFS Pro 700 Color Touch Screen Display
	OPERATOR SEATS
425187	Cloth bucket operator's seat
	RADIO AND SPEAKERS
722650	AM/FM Weather Band Radio
	CAB ROOF LIGHTS
722811	Halogen Stadium Lighting
	GROUND DRIVE
722776	HD Planetary Single speed hydro motor and locking diff
	FRONT AXLE DRIVE TIRES
8306139	No Drive Tires Taken - Hillco
	FRONT DRIVE AXLE EXTENSIONS
X8001X	No Axle Extensions
	OPERATOR PLATFORM EXTENSIONS
712457	10" Operator's Platform Ext.
	STEERING AXLE
425164	2-speed Powered Adjustable Steer Axle
	STEERING TIRES
8100198	600/65R28 L1154 A8 R1W
	TIRE BRAND PREFERENCE
	Tire brand preference per your customers and local support
	ADVANCED FARMING SYSTEMS
	Auto Guidance Nav II Controller
	GPS Antenna Receiver
712635	AFS Desktop Software
722611	Yield and Moisture Logging
	ENGINE ACCESSORIES
	Engine Air Compressor
	OTHER OPTIONS
	Trailer Hitch
	Hand Wash Station
	Electronic Control Module
	MARKET AREA
	Manuals Autoguidance
	Manuals Operation

Order Hillside attachments from Hillco, Inc. @ 1-800-937-2461
Hillco, Inc. will invoice separately
(See Hillco contact information at end of price list)

HILLCO CONTACT INFORMATION

Hillco Technologies, Inc.
107 1st Avenue
P.O. Box 399
Nezperce, Idaho 83543-0399

Phone: 1-800-937-2461
Fax: 208-937-2280

Web: www.hillcotechnologies.com

**AXIAL-FLOW® 8230 COMBINES
US PRICE LIST**

**(Ex Works Grand Island, NE)
Standard Equipment**

ENGINE:

Diesel, 6 cylinder, 12.9L Case IH FPT,
450 SAE hp at 2100 rpm
Power rise - 60 hp
Peak Power - 510 hp at 2000 rpm
Electronically controlled fuel injection
Complies with EPA Emissions
Requirements - Tier 4A with Selective
Catalytic Reduction (SCR)
Air to air intercooler
Low idle fuel saver of 600 rpm
264 gallon (1000 liter) fuel tank
43.5 gallon (166 liter) DEF tank
40.8 gallons (156 liter) of usable DEF
Key switch fuel/engine shut-off
Water separator fuel filter and fuel
cooler
Water- in fuel sensor
Air filter - dual stage dry type
w/aspirated pre-cleaner
In-cab service indicator
12 volt 185 amp alternator
Two 12 volt batteries - 950 CCA each
24 volt starting system
Engine grid heater
Iso-mounted radiator, in-line core
w/pressurized de-aerating tank
Hinged, swing out oil cooler and
AC cooler
Vacuum aspirated rotary air screen

GROUND DRIVE:

Planetary drive, 125 cc pump and
motor
Electric shift 4 speed w/hydrostatic
drive
Heavy-duty propulsion system
20 mph (32 kph) max road speed

BRAKES:

Manual dual caliper disc
Electro-hydraulically released,
spring applied park brake

CHASSIS:

Composite, hinged trim panels with
transport locking pins
Chassis jacking points
Tie down shipping points
Chassis tow points
Removable Tool box
Large Enclosed Tool box
Service tool connection
Combine reverse safety alarm
Service platforms on both sides
of chassis
Fan bottom shield
Two 10 lb. dry chemical
fire extinguishers

HYDRAULICS:

Closed center load sensing system
Single point/single lever header
multi-coupler
Electro-hydraulic control:
Feeder raise/lower with variable
rate control
Reel fore & aft, raise/lower
Unloader swing, Unloader drive clutch
Separator Drive (Includes rotor drive,
cleaning sieves, elevator drive and
straw chopper drive)
Feeder drive clutch
Hydraulic Drives:
Reel speed control
Cross Flow Plus™ cleaning fan with
speed control
Dual straw spreader drive with adj.
speed control
Ride control feeder lift
circuit accumulator

FEEDER:

Single lever header quick attach
54 in. (1,366 mm) wide
Wear resistant floor and chain supports
Undershot-serrated slat conveyor
Four strand, 3 section conveyor with
bolt on slats

**AXIAL-FLOW® 8230 COMBINES
US PRICE LIST**

**(Ex Works Grand Island, NE)
Standard Equipment**

FEEDER: (continued)

Mechanical shaft drive w/modulated clutch engagement
Independent hydraulic feeder/header reverser
Feeder face adjustable fore & aft pitch
Spring loaded front feeder drum
Two 3 in. (75 mm) dia. lift cylinders
Terrain Tracker with 10° of total tilt
Friction type safety clutch
for rock trap beater and independent radial pin safety clutch for conveyor chain
Feeder safety stand

CLEANING:

Self leveling cleaning system
62 in. wide cleaning system with 10,075 sq. in. of cleaning area
Full width 15 in. diameter Cross Flow Plus™ fan with clean out door
Adjustable pre-cleaner sieve
Active grain pan system
Electronic in cab sieve adjust with opening indicator
Full cleaning system width sieve grain loss sensor
Tri-Sweep Tailings Processor System with cleanout door
Tailings volume sensor

ELECTRICAL:

Data Bus serial communications system
Exterior lighting:
(8) stadium roof lights
(2) under cab after cut lights
Left and right side lights
(1) grain tank, (1) unloader and
(2) rear worklights
(4) combination amber flashing warning lights
(2) tail and brake lights,
(2) turn signal lights

ELECTRICAL: (continued)

Portable service light w/multiple combine connection points
Cleaning sieve light
(3) Rotating beacon lights
(5) deluxe service lights under trim panels

OPERATOR'S CAB:

Case IH Deluxe:

Tinted glass, w/front sun visor
LH entry and RH full view service door
Tilt open rear window with dust deflector
Breakaway exterior L & R rear view mirrors
Center dome light and right console light
Cab exit delay lighting
Steering column with dual pivots & telescopic steering wheel
Single blade windshield wiper
Windshield washer
Fore/aft adjustable right console, floats w/seat
Air suspension operator seat
Padded instructional seat w/storage compartment
Operator and instructional seat belts
Beverage holder, ashtray and lighter
Operator ladder w/flexible lower step and forward storage position to clear uncut crop
Automatic temperature control with heater/defroster and air conditioner
Audible alarms for monitor system and grain tank full
Mounting for electronic communication equipment
Black molded floor mat

**AXIAL-FLOW® 8230 COMBINES
US PRICE LIST**

**(Ex Works Grand Island, NE)
Standard Equipment**

OPERATOR'S CAB: (continued)

General:

- 15 amp auxiliary power outlets
 - (1) 3-pin switched and unswitched on key panel
 - (4) 12 volt DC lighter outlets
- Access to switched power near top of right side B-Post for aux video displays and buisness band radio
- Operators manual w/storage compartment under operator seat
- Coat hook
- Radio - AM/FM/Weatherband/3.5 mm Aux jack
- Business band antenna ready (coaxial cable)

Right Console Controls:

- Backlit control switches
- Separator drive with rotor reverse
- Feeder drive with feeder reverse
- Auto/manual reel speed control
- Auto Header Height Control with fine adjust and 2 height settings
- Roading hydraulic safety lockout switch
 - Unloader engage
 - Unloader swing
 - Separator engage
 - Feeder/header engage
- Rotor speed
- Ground drive speed range selector
- Throttle, variable speed control
- Park brake
- Fan speed
- Concave position
- Straw and chaff spreader speed

Multifunctional propulsion control lever:

- Propulsion control
- Feeder raise/lower, header tilt, reel raise/lower, reel fore/aft
- Unloader swing, unloader engagement
- Header height resume
- Feeder/header emergency stop

OPERATOR'S CAB: (continued)

Multifunctional propulsion control lever:

- Unloader cross auger control
- Auto guidance engage
- "Select" control shift function:
 - Headland turn sequence including header raise height
 - Header fore/aft tilt
 - Auto guidance nudge
- Operators platform includes platform assembly and extension assembly for single and dual tire configurations.

ADVANCED FARMING SYSTEMS:

- Yield and moisture sensors
 - AFS decals and badges
- Factory Ready AFS AccuGuide™ (List Price Value \$5,443 USD)
 - Receiver mount
 - Steering cylinder
 - Steering Valve
 - Mounting bracket for NAV II controller
 - Wiring harness
- AFS Desktop software for PC

VEHICLE DISPLAY MONITOR:

- AFS Pro 700 Display (List Price Value \$5,083 USD)
 - Engine power level
 - Engine status/warnings
 - Machine/operation status/warnings
 - Hydraulic oil status/warnings
 - ACS Crop presets for machine settings w/additional programmable settings
 - Grain scan monitor
 - Tailings volume monitor
 - Header control settings
 - Rotor speed, Fan speed
 - Concave position
 - Display backlight control
 - Configuration Setup & Calibration
 - Diagnostics
 - Shaft speed alarms

AXIAL-FLOW® 8230 COMBINES
US PRICE LIST

(Ex Works Grand Island, NE)
Standard Equipment

VEHICLE DISPLAY MONITOR:

(continued)

Status indicators:

- Fuel level, digital bar graph
- DEF level, digital bar graph
- Engine coolant temp graph

THRESHING AND SEPARATING ROTOR:

30 in. diameter AFX rotor

Power Plus™ - CVT

- (Continuously variable transmission)
- rotor drive w/3 speed ranges
- (220 - 1180 RPM)

Power Reverse - independent

- hydrostatic rotor reverser with
- in-cab control

Easy access, adjustable transport

- vanes (adjustment on left hand side)

Transition cone

ROTOR MODULE FRONT:

Quick change, 2 section, 4 piece

- (2LH, 2RH) bar and wire

180° of wrap

Dual side access

Electronic In-cab position control

Interchangeable with rear modules

ROTOR MODULE REAR:

Quick change, 2 section, 4 piece

- (2LH, 2RH)

180° of wrap

Dual side access

Interchangeable with front modules

GRAIN HANDLING:

Grain tank capacity: 350 bushels

- (12,330 liters)

Quick raise and lower grain

- tank extensions

Foldable bubble up auger

(2) Adjustable grain tank full sensors

- (50-75% and 75-100%)

No tools required grain tank cross

- auger cover adjustment

GRAIN HANDLING: (continued)

4.0 bu/sec (141 liters/sec)

unloading rate

14 inch diameter unloading auger

Unloading auger spill saver

Modulated hydraulic wet clutch

unloader drive

Electro-hydraulic controlled

unloader swing

Grain tank window

Operator deck grain tank

sample access

Ground level clean grain elevator

chain adjustment

Wear resistant elevator head top sheet

and boot door

Radial pin slip-clutch torque protection

Clean Outs:

Clean grain and tailings auger

drop-out troughs

Clean grain elevator boot

Front and rear grain tank cross

auger doors (RH side)

Vertical unload auger cleanout

RESIDUE MANAGEMENT:

Dual disc, straw and chaff spreaders

with adjustable spread width

adjustable directional chutes and

mass distribution

Perforated discharge

beater/chopper pan

Standard Cut 28 blade Chopper

with sickle section counter knife

Adjustable Discharge Deflector

Residue control modes:

Spread chaff and straw

Windrow chaff and straw

Spread chaff & Windrow straw

**AXIAL-FLOW® 8230 COMBINES
US PRICE LIST**

**(Ex Works Grand Island, NE)
Standard Equipment**

MAXIMUM HEADERS:

Grain Head - 30 ft. (9.1 m)
Grain Head Flex - 35 ft. (10.7 m)
Draper Head - 45 ft. (13.7 m)
Corn Head - 16-row 30 in.
or 18-row 20 in.
Chopping Corn Head - 30 ft. (9.1 m),
12-row chopping

EX WORKS:

Wholegoods
(Ex Works Grand Island, NE)
Factory Supplied Attachments
(Ex Works Grand Island, NE)
unless otherwise noted

Requirements for Operation:

Header or corn head -
refer to ordering guide

NOTE: Heavy Lift Package required for
40 ft. and Larger Drapers and 4400
Chopping and Folding Corn Heads.

**THIS PRODUCT IS NOT AVAILABLE
TO DEALERS HOLDING A LOW
HORSEPOWER CONTRACT**

**AXIAL-FLOW® 8230 COMBINES
US PRICE LIST**

(Ex Works Grand Island, NE)

Models

COMMERCIAL MODEL	VERSION	MODEL	Weight	Factory Data	List Price
AF-8230 COMBINE	450 HP	AFX Axial Flow Comb	37,500 LBS		\$443,503.00

Factory Supplied Options

Order Code	Description	Weight	List Price
FEEDER DRIVE			
SD_C6602 FEEDER DRIVE			
425464	PowerPlus CVT drive PowerPlus CVT feeder/header drive with hydro-static reverser. Includes variable speed drive, speed readout on control monitor and auto/manual feeder/header to ground speed control.		No Charge
425362	PowerPlus CVT drive w/feedrate PowerPlus CVT w/Feedrate control automatically maximizes harvest productivity in varying crop conditions by adjusting ground speed to optimize crop to combine load.		\$1,725.00
FEEDER ROCK PROTECTION AND CONVEYOR			
SD_C6504 FEEDERS			
Without Stone Trap			
722742	Lateral header tilt w/o trap With auto level function. Recommended for headers 35 ft. and smaller and 8 & 12 row corn heads.		(\$1,292.00)
425224	HD lateral headr tilt w/o trap Heavy-lift pkg. lateral header tilt control with auto level function. Includes 90 mm lift cylinders, reinforced feeder face structure. For 7230: requires HD propulsion pkg. 722775, 722776, or 425215. For 7230, 8230 and 9230: required for 35 ft. draper with Transport Package, 40 ft. and larger headers, and both the 12 Row Chopping and 12 Row Folding corn heads. For 8230 and 9230: required for 16 and 18 row corn heads.		\$783.00

**AXIAL-FLOW® 8230 COMBINES
US PRICE LIST**

(Ex Works Grand Island, NE)

With Stone Trap			
	722744	Lateral header tilt w/trap With auto level function. Recommended for headers 35 ft. and smaller and 8 & 12 row corn heads.	No Charge
	425225	HD lateral header tilt w/trap Heavy-lift pkg. lateral header tilt control with auto level function. Includes 90 mm lift cylinders, reinforced feeder face structure. For 7230: requires HD propulsion pkg. 722775, 722776, or 425215. For 7230, 8230 and 9230: required for 35 ft. draper with Transport Package, 40 ft. and larger headers, and both the 12 Row Chopping and 12 Row Folding corn heads. For 8230 and 9230: required for 16 and 18 row corn heads.	\$2,079.00
	425070	Hillco ready feeder w/tiltctrl Hillco Ready feeder with lateral tilt control. Includes 90mm heavy lift cylinders.	(\$728.00)

ROTOR TRANSITION CONE / EXTENDED WEAR COMPONENTS

SD_C7034 INFEED / TRANSITION

	425198	Standard wear	No Charge
	425199	Extended wear Recommended for rice and abrasive crop conditions. Includes heat treated rotor transition cone inlet castings, heat treated rotor cone and rotor cage with 3/16 in. stainless steel vanes, reinforced tailings processor housing, top and bottom tailings impellers and tailings cross auger.	\$6,319.00
	425513	Ext Wear w/chrome Includes all extended wear components plus chrome-coated cone and cage.	\$8,757.00

ROTORS

SD_C7040 ROTORS

	425388	Std. wear rotor w/spikes Includes 8 spiked rasp bars in separating area.	No Charge
	425292	Std. wear rotor w/bars/spikes includes four straight bars and eight spiked rasp bars in separating area.	\$181.00
	722751	Extd. wear rotor w/spikes includes chrome alloy rasp bars throughout. For corn, soybeans and edible beans. Includes eight spiked chrome alloy rasp bars in separating area.	\$3,499.00

**AXIAL-FLOW® 8230 COMBINES
US PRICE LIST**

(Ex Works Grand Island, NE)

	425293	Extd. wear rotor w/bars/spikes includes chrome alloy rasp bars throughout. For corn, soybeans, small grains. Includes four straight bars and eight spiked rasp bars in separating area.		\$3,772.00
	425101	Extd. wear rotor, small tube includes chrome alloy rasp bars throughout. Recommended for small grains with tough long straw. Can also be used in tough green stem soybeans and edible beans. Includes ST rotor with 32 smooth rasp bars and 8 spiked rasp bars in separating area.		\$5,091.00
	425102	Extd. wear rice rotor, sm tube includes 40 chrome alloy spiked rasp bars throughout. Recommended for rice.		\$6,937.00

FRONT ROTOR MODULE

SEE ORDERING GUIDE FOR RECOMMENDED CONFIGURATION BY CROP

SD_C7020 CONCAVES FACTORY INSTALLED

	722753	Sm wire, 3/16 in.-heat treated for small grain		\$526.00
	722754	Large wire, 1/4 in. for corn and soybeans		No Charge
	722755	Lg wire, 1/4 in.- heat treated For rice, high volume or abrasive crops.		\$908.00
	425141	Round bar - heat treated for rice and abrasive crops		\$450.00
	425109	Round bar - high moisture corn Contains 3 Round bars and 1 Large Wire in front right for high moisture corn		\$174.00

REAR ROTOR MODULE

SEE ORDERING GUIDE FOR RECOMMENDED CONFIGURATION BY CROP

SD_C7032 GRATES

	425058	Lg wire, 1/4 in. dia. for small grains and small seed crops to limit crop material on cleaning system		\$147.00
	425389	Large skip wire for corn, soybeans and small grain		No Charge
	425142	Lg skip wire - heat treated for rice and abrasive crops		\$792.00
	722758	Slotted for edible beans		\$148.00

**AXIAL-FLOW® 8230 COMBINES
US PRICE LIST**

(Ex Works Grand Island, NE)

UPPER SIEVES

SD_C7532 UPPER SIEVES

	425057	1-1/8 in.adjustable,closz slat with 1-1/8 in. adjustable, grain slat pre-sieve		(\$151.00)
	722723	1-5/8 adj. corn slat - Elec with 1-5/8 in. adjustable closz slat pre-sieve		No Charge
	722725	1-5/8 adj. closz slat - Elec with 1-5/8 in. adjustable, closz slat pre-sieve		\$105.00
	425116	1-1/8 pr-siev with 1-5/8 closz includes 1-1/8 in. grain slat pre-sieve and 1-5/8 in. adjustable closz slat upper sieve		\$127.00

LOWER SIEVES

SD_C7517 LOWER SIEVES

	722733	1-5/8 in. closz slat - Elec for high yield, high moisture corn and rice		No Charge
	722731	1-1/8 in. grain slat -Elec		\$58.00

GRAIN ELEVATOR AND DELIVERY AUGERS

SD_C7902 ELEVATOR

Standard-duty Wear Resistant				
	425241	Std. wear 2-speed elevator 2-speed for high volume crops		No Charge
	722481	Standard elevator For small grains - slow speed only. Not recommended for corn.		(\$409.00)
Extended Wear Elevator				
	425363	Extd. wear 2-speed elevator Extended wear 2-speed for high volume and/or abrasive crops. Includes wear resistant inclined delivery auger/housing, clean grain cross auger/housing and stainless steel elevator.		\$2,656.00

GRAIN TANK EXTENSIONS

SD_C8201 GRAIN TANK

	425371	HC Unld grain tank w/man ext Manual folding grain tank extensions for high capacity unload system.		No Charge
--	--------	--	--	-----------

**AXIAL-FLOW® 8230 COMBINES
US PRICE LIST**

(Ex Works Grand Island, NE)

	425367	HC unld grain tank w/hyd ext In cab hydraulic folding grain tank extension control for high capacity unload system.		\$3,784.00
	425373	HC Unld grain tank w/hyd cover In cab hydraulic folding grain tank cover control for high capacity unload system.		\$5,240.00

GRAIN TANK UNLOADING AUGER

SD_C8402 UNLOADING AUGER

For 30 ft. Headers and Smaller

	425345	HC unload 30 ft. hdrs Standard wear for up to 30 ft. heads. Unload length from center of machine - 23 ft. 6 in.		(\$873.00)
	425347	HC unload ext wear 30 ft. hdrs Extended wear for up to 30 ft. heads. Unload length from center of machine - 23 ft. 6 in.		\$1,105.00

For 40 ft. Headers and Smaller

	425348	HC unload 40 ft. hdrs Standard wear for up to 40 ft. heads. Unload length from center of machine - 28 ft. 9 in.		No Charge
	425350	HC unload ext wear 40 ft. hdrs Extended wear for up to 40 ft. heads. Unload length from center of machine - 28 ft. 9 in.		\$2,038.00
	425349	HC unload perf 40 ft. hdrs Extended wear perforated for up to 40 ft. heads. Unload length from center of machine - 28 ft. 9 in.		\$2,619.00
	425353	HC unload ext fold 40 ft. hdrs Folding unload auger extended wear for up to 40 ft. heads. Unload length from center of machine - 28 ft. 9 in.		\$5,351.00

For 45 ft. Headers and Larger

	425356	HC fold unload ext 50 ft. hdrs Folding unload auger extended wear for up to 50 ft. heads Unload length from center of machine - 34 ft.		\$8,441.00
--	--------	--	--	------------

UNLOAD AUGER SPOUT

SD_F8402 SPOUT

	425343	Std unload spout		No Charge
	425344	Pivoting unld spout in-cab adj Electrically controlled pivoting unload spout to control grain flow up to 3 ft.		\$1,025.00

**AXIAL-FLOW® 8230 COMBINES
US PRICE LIST**

(Ex Works Grand Island, NE)

CONTROL MODULE

SD_27055 CONTROL MODULE

	425406	Electronic control module Required for folding unload auger, pivoting spout and deluxe chopper and Rotary Dustscreen Brush.		No Charge
--	--------	---	--	-----------

UNLOAD AUGER DRIVE

SD_C8209 UNLOAD DRIVE

	425364	HC unload system		No Charge
	425365	HC independt cross auger ctrl Dual drive system for independent operation of grain tank cross augers. Required for rice.		\$1,623.00

ROTOR DISCHARGE

SD_C8701 BEATER / CHOPPER INTERNAL

	722759	Discharge beater with spring loaded grate		(\$2,922.00)
	722761	Standard cut straw chopper 28 blade chopper with windrow door and adj. discharge deflector		No Charge
	425359	MagnaCut fine cut chopper 40 blade chopper with windrow door, adj. discharge deflector and windrow chute. Recommended for tough straw conditions or where fine cut residue is required.		\$4,058.00
	425360	MagnaCut fine cut dlx choppr 40 blade chopper with windrow door and windrow chute. Remote chopper shift, in-cab control of discharge deflector and counter knife bank. Recommended for tough straw conditions or where fine cut residue is required.		\$6,695.00
	425427	MagnaCut extra fine cut choppr 120 blade chopper with windrow door, adj. discharge deflector and windrow chute. Recommended for tough straw conditions or where fine cut residue is required. Will use more horsepower.		\$6,222.00
	425428	MagnaCut extra fine dlx choppr 120 blade chopper with windrow door and windrow chute. Remote chopper shift, in-cab control of discharge deflector and counter knife bank. Recommended for tough straw conditions or where fine cut residue is required. Will use more horsepower.		\$9,024.00

**AXIAL-FLOW® 8230 COMBINES
US PRICE LIST**

(Ex Works Grand Island, NE)

RESIDUE SPREADERS

STRAWHOOD ATTACHMENTS

SD_C8708 STRAWHOOD ATTACHMENTS

	425339	Std spreader Standard spreader with manual adjust spread width and distribution. Requires Windrow chute or Spreader covers.		No Charge
	425543	Std spread w/InCab sprdctrl Std spreader w/ factory fit in-cab adjust of spreader control with manual windrow door control. For standard or deluxe chopper options in Rotor Discharge section		\$1,503.00
	425340	Std spread w/InCab spread ctrl Std spreader w/ factory fit in-cab adjust of spreader control and windrow door control. Requires a deluxe chopper option in Rotor Discharge section		\$1,803.00
	425488	Dual disc spreader Hydraulically driven variable speed for headers up to 40 ft. This replaces the standard vertical spreader. Recommended for Rice.		\$796.00

STRAW DEFLECTOR

SD_C8707 STRAW DEFLECTOR

	425490	Windrow chute For windrowing straw - For use with Standard spreader		No Charge
	425489	Spreader covers Hydraulic motor cover For use with Standard Spreaders / No windrowing		No Charge
	XC8707X	No Straw deflector Must be ordered with Dual disc spreader. Cannot be ordered with Standard spreader.		No Charge

OPERATOR'S CAB

SD_05010 OPERATOR'S CAB

	425357	Deluxe_cab Includes manual mirrors, poly vinyl steering wheel, covered B-posts - Includes Telescoping steering wheel, operator foot-rests, cooled/heated beverage compartment, storage drawer under operator's seat, six power outlets/access for accessory electronic equipment and molded floor mat. Pro 700 slide rail w/cup holder and smart phone cradle.		No Charge
--	--------	--	--	-----------

**AXIAL-FLOW® 8230 COMBINES
US PRICE LIST**

(Ex Works Grand Island, NE)

	425358	Luxury_cab All Deluxe Cab Features with the addition of heated-electric remote mirrors, leather wrapped steering wheel, three storage bins behind operator's seat, five storage shelves LH/RH "B-Posts," portable refrigerator, LH/rear window shades, Pro 700 slide rail w/cup holder and smart phone cradle.		\$2,163.00
--	--------	--	--	------------

SD_25016 MONITOR

	722988	Large color touch screen AFS Pro 700 Display - includes display, mounting bracket and wiring. Display mounted to right hand console.		No Charge
--	--------	--	--	-----------

OPERATOR'S SEAT

SD_05129 OPERATOR'S SEAT

	425187	Cloth bucket operator seat		No Charge
	425188	Leather operator seat Heated, red leather, operator seat, red leather instructor seat		\$1,695.00
	425376	Lthr positive response seat Heated, red leather operator seat, red leather instructor seat Positive Response air suspension recommended for tracks.		\$2,288.00

RADIO AND SPEAKERS

SD_05078 RADIO AND SPEAKERS

	722650	AM/FM weather band radio 2 speaker system with weather band, 3.5mm aux jack on radio		No Charge
	425377	AM/FM/WB/Bluetooth radio 4 speaker system with 3.5mm aux. input and Bluetooth capable radio with mic.		\$670.00

CAB ROOF LIGHTS

SD_06029 LIGHTS

	722811	Halogen stadium lighting Halogen lights		No Charge
	722810	HID stadium lighting Halogen and 2 HID lights		\$1,809.00
	425213	High definition HID lighting 6 HID lights		\$3,956.00

**AXIAL-FLOW® 8230 COMBINES
US PRICE LIST**

(Ex Works Grand Island, NE)

DISTANCE LIGHTS

SD_06066 LIGHTING

	X06066X	No Lighting Selection		No Charge
	415321	Distance Lights Includes 2 additional LED lights, located on LH and RH mirror brackets.		\$995.00

GROUND DRIVE

SD_08018 TRACTION

Heavy-duty Propulsion System

	722775	HD planetary w/o diff lock Single speed hydro motor and non-locking differential. Planetary drive with 125 cc pump and motor.		(\$4,386.00)
	722776	HD planetary w/ diff lock Single speed hydro motor and locking differential. Planetary drive with 125 cc pump and motor.		(\$3,493.00)
	425402	Variable motor HD plan w/diff Planetary final drive with 140 cc variable displacement motor, 125 cc pump		No Charge

HD Track Propulsion System

	425215	Track Propulsion System Includes drive shaft, truss rods and mounting hardware. Must order track kit 415219006 or 415306006 separately. Requires 750/65R26 or 28L/26 R2 steer tires.		\$1,475.00
--	--------	--	--	------------

FRONT AXLE DRIVE TIRES

RUBBER TRACKS MUST BE ORDERED SEPARATELY AS A LOOSE ATTACHMENT. SEE THE FACTOR CHMENTS SECTION OF THE PRINTED PRICE LIST.

SD_09011 TRACTION WHEELS

Single Drive Tires

	8300378	800/70R38 LI 181A8 R1W Goodyear and Firestone only		(\$3,570.00)
	8300798	IF 800/70R38 CFO 174A8 R1W Michelin only High flex side wall, provides increased load carrying capabilities with lower inflation pressures		\$2,500.00
	8300379	800/70R38 181A8 R1W TR Special rim to reduce overall transport width below 14'. Intended for custom cutters for transportation.		(\$3,570.00)

**AXIAL-FLOW® 8230 COMBINES
US PRICE LIST**

(Ex Works Grand Island, NE)

8300799	IF 800/70R38 CFO 184A8 R1W TR Michelin only High flex side wall, provides increased load carrying capabilities with lower inflation pressures. Special rim to reduce overall transport width below 14'. Intended for custom cutters for transportation.		\$2,500.00
8358009	900/60R32 LI 176 R1 Firestone only		(\$6,012.00)
8368008	900/60R32 LI 176 R1W Goodyear, Michelin and Mitas		(\$5,339.00)
8365008	900/65R32 LI 178 R2 Goodyear only		(\$2,904.00)
8300288	900/75R32 184A8 R1W Goodyear and Firestone only, Includes additional ladder step for cab access Can only be ordered with 600/70R28, 750/65R26, or 28L 26 R2 steer tires.		(\$160.00)
8372108	76 x 50.00-32 16PR HF3 Floatation tires - Firestone only		\$13,185.00
8300318	Rims only, less 900 tires with mounting hardware		(\$11,946.00)
Dual Drive Tires			
8300698	520/85R42 165B R1 Firestone Only		\$1,209.00
8300708	520/85R42 165B R1W Firestone Only		\$1,564.00
8300718	520/85R42 165A8 R2 Firestone Only		\$4,377.00
8300518	520/85R42 162A8 R1 Goodyear only		No Charge
8300528	520/85R42 162A8 R1W Goodyear, Michelin and Mitas		\$1,190.00
8300538	520/85R42 162A8 R2 Goodyear and Firestone only		\$1,536.00
8300788	IF 520/85R42 CFO 169A8 R2 Dual Goodyear only High flex side wall, provides increased load carrying capabilities with lower inflation pressures.		\$6,500.00
8300168	620/70R42 LI 166A8 R1W-Duals Goodyear, Firestone and Michelin Required for 12 Row Folding Corn Heads.		\$3,841.00
8300198	Rims only, less 520/620 R42 rims for 520 or 620 tires. Includes 4 rims and mounting hardware.		(\$9,587.00)

**AXIAL-FLOW® 8230 COMBINES
US PRICE LIST**

(Ex Works Grand Island, NE)

No Drive Tires/Track Ordering			
	8319008	No drive tires taken Required if ordering a rubber track combine. Rubber tracks must be ordered separately as a loose attachment. Please refer to code 415219006 or 415306006 in the Factory Supplied Attachments section of the printed price list.	(\$14,491.00)
Hillside Ready Combine Only			
	8306139	No drive tires taken-Hillside Includes dual wheel fixation kit for fitting Hillco supplied rims and tires	(\$14,491.00)

FRONT DRIVE AXLE EXTENSIONS

SD 08001 AXLE EXTENSION			
	X08001X	No axle extensions	(\$3,776.00)
For Heavy-duty System			
	712553	Axle extensions-10.4 in. 265mm For propulsion system. For use with 520 and 620 duals set on 30 in. rows. Not compatible with tracks option.	No Charge
	712551	Axle extensions-12.4 in. 316mm For propulsion system. For use with floatation tires and single drive tires set to 144 in. tread. Not compatible with tracks option.	\$148.00

STEERING AXLES

SD 12005 STEERING AXLE			
	425256	HD Adjustable steer axle 120 in. to 144 in. tread setting	No Charge
	425164	2 Speed Powered Rear Axle AGR 120 in. to 144 in. tread setting, 2-speed, includes flow regulators	\$25,075.00

STEERING TIRES

SD 13004 STEERING TIRES			
	8109008	No steering tires taken	(\$4,989.00)
	8100918	VF620/70R26 170A8 R1W Michelin Only High flex sidewall. Offers high load carrying capacity at lower inflation pressures. Capable of operating at 120 inch centers for dual applications.	\$1,260.00

**AXIAL-FLOW® 8230 COMBINES
US PRICE LIST**

(Ex Works Grand Island, NE)

	8100198	600/65R28 LI 154 A8 R1W Goodyear, Firestone, Michelin and Mitas		No Charge
	8100348	600/70R28 161A8 R1W Goodyear and Firestone Only		\$1,017.00
	8100438	750/65R26 166A8 R1W Replaced 28L-26 R1 Goodyear, Firestone and Michelin Required for 12 Row folding Corn Heads		\$2,525.00
	8100448	SW28L-26 16PR R2 Goodyear and Firestone only		\$3,293.00
	8199018	23.1R26 161 A8 R3 Titan tire for Hillco machines		\$2,562.00

TIRE BRAND PREFERENCE

SD_16045 TIRE BRAND

	X16045X	No tire brand selection		No Charge
	722734	Firestone		\$1,194.00
	722735	Goodyear		\$632.00
	425108	Michelin		\$2,601.00
	425378	Mitas		\$632.00

ADVANCED FARMING SYSTEM

SD_27011 AUTOGUIDANCE NAV II

	X27011X	No Guidance Nav II controller		No Charge
	425137	AutoGuidance Nav II controller		\$5,408.00

SD_27022 GPS ANTENNA/RECEIVER

	X27022X	No GPS receiver		No Charge
	425246	162 GPS Antenna receiver AFS - WAAS/GLONASS signal only - for yield mapping. Additional unlock code required to operate AFS AccuGuide and is purchased separately through CNH Precision Farming Store.		\$1,185.00
	425510	372 Antenna receiver - WAAS Factory Installed Auto Guidance Precision Farming Includes: Antenna / 372 Receiver WAAS for yield mapping.		\$3,245.00
	425504	372 GPS Receiver- Omni HP/XP Factory Installed Auto Guidance Precision Farming Includes: Antenna / 372 Receiver WAAS, GLONASS, Omni Star HP/XP for yield mapping. Receiver can be upgraded to RTK. RTK radio sold separately.		\$5,745.00

**AXIAL-FLOW® 8230 COMBINES
US PRICE LIST**

(Ex Works Grand Island, NE)

SD_27032 PC SOFTWARE

	712635	Desktop software for PC AFS Desktop Software - includes 1- year service agreement. Required to analyze yield data for either yield mapping or data logging.		No Charge
	X27032X	No desktop software		(\$828.00)

SD_27035 PF PACKAGE

	722611	Yield and moisture logging AFS - includes sensors, wiring, brackets and external storage device.		No Charge
--	--------	--	--	-----------

SD_27047 AUTOGUIDANCE

	425286	Autoguide Rdy w/GPS mnt AFS AccuGuide Ready combine. Includes electronic steering valve, steering manifold, hydraulic hose, mounting bracket for Nav II controller, antenna receiver mount and wiring harness.		No Charge
--	--------	--	--	-----------

ENGINE ACCESSORIES

SD_02009 ENGINE AIR COMPRESSOR

	X02009X	No engine air compressor		No Charge
	722525	Engine air compressor 7 cfm @ 1,000 RPM/14 cfm @ 2,000 RPM with 16 gallon pressure tank, 4 outlet points located around the combine and a 20 ft. air hose		\$3,025.00

SD_02071 ENGINE COOLANT HEATER

	X02071X	No engine coolant heater		(\$268.00)
	722764	Engine block heater		No Charge

OTHER OPTIONS

SD_41038 TRAILER HITCH

	X41038X	No trailer hitch		No Charge
	722520	Trailer hitch		\$716.00

SD_50131 HAND WASH STATION

	X50131X	No hand wash station		No Charge
	415294	Hand wash station 2.5 gallon hand wash station		\$163.00

**AXIAL-FLOW® 8230 COMBINES
US PRICE LIST**

(Ex Works Grand Island, NE)

SD_E5114 SEA GUARD

		XE5114X	No Protective coating		No Charge
		461011	Protective coating Spray on coating for transport protection that will require removal prior to predelivery.		\$275.00

ADDITIONAL ITEMS

SD_41048 STEP

		X41048X	No Step		No Charge
		415320	Access Step Folding step that attaches to rear hitch for easy access to rear of machine. Only available with trailer hitch. Step not recommended with 425488 Dual Disc Spreader.		\$543.00

LOOSE ACCESSORIES

CLEAN GRAIN

SD_C7904 PERFORATED TROUGH

		XC7904X	Grain storage		No Charge
		712557	Perf. clean grain/tailings Includes perforated clean grain and tailings auger troughs and clean grain elevator boot		\$588.00

SPECIAL EQUIPMENT

SD_02011 ROTARY DUSTSCREEN BRUSH

		X02011X	No rotary screen brush		No Charge
		712209	Rotary screen brush Internal air screen brush for corn sucrose		\$1,243.00

MODULES

SD_C7011 C/B CONCAVES FI

		XC7011X	No C/B concaves FI		No Charge
		712441	Large wire 1/4 in. diameter heat treated, 1 LH and 1 RH		\$911.00

SD_C7012 C/B CONCAVES HT (2)

		XC7012X	No C/B concaves HT		No Charge
		712614	Large wire 1/4 in diameter heat treated, 2 LH and 2 RH		\$1,826.00

**AXIAL-FLOW® 8230 COMBINES
US PRICE LIST**

(Ex Works Grand Island, NE)

SD_C7014 CONCAVE STD BAR (2)

		XC7014X	No concave Std bar		No Charge
		712616	Large skip wire - 2 LH / 2 RH 2 LH and 2 RH		\$1,895.00

SD_C7018 GRATES

		XC7018X	No selection		No Charge
		415262	Large skip wire, 1LH and 1RH		\$948.00

SD_C7043 ROUND BAR HT CONCAVES (2)

		XC7043X	No round bar		No Charge
		415132	Rotor module, round bar - 2 heat treated, 2 LH and 2 RH		\$2,123.00

SD_C7044 ROUND BAR HT CONCAVES (1)

		XC7044X	No round bar		No Charge
		415131	Rotor module, round bar - 1 heat treated, 1 LH and 1 RH		\$1,062.00

SD_C7045 SMALL WIRE CONCAVES

		XC7045X	No concave		No Charge
		712440	Small wire 3/16 in. diameter heat treated, 1 LH and 1 RH		\$1,099.00

SD_C7046 SLOTTED CONCAVES

		XC7046X	No slotted concaves		No Charge
		712615	Package, slotted concaves for edible beans, 2 LH and 2 RH		\$2,685.00

SD_C7047 SLOTTED GRATES

		XC7047X	No slotted grates		No Charge
		415264	Slotted, 1 LH and 1 RH		\$1,365.00

SD_C7051 SMALL GRAIN CONCAVE

		XC7051X	No small grain concave		No Charge
		712613	Small wire 3/16 in. diameter heat treated, 2 LH and 2 RH		\$2,201.00

SD_C7054 SMOOTH CONCAVES

		XC7054X	No solid concave		No Charge
		712582	Solid concave, 1 LH and 1 RH		\$1,245.00

SD_C7066 THRESHING

		XC7066X	No hard thresh module kit		No Charge
		415309	Hard thresh module kit 1 LH and 1 RH module, cage covers and module covers		\$2,110.00

**AXIAL-FLOW® 8230 COMBINES
US PRICE LIST**

(Ex Works Grand Island, NE)

SD_C7067 MODULE RB/LW SET

		XC7067X	No RB/LW Set			No Charge
		415310	Module RB/LW Set FI 2 round bar LH, 1 round bar RH, 1 large wire 1/4 inch RH			\$2,050.00

OPERATOR'S MANUAL

SD 47083 OPERATOR'S MANUAL

		712358	English Manual			No Charge
		712372	NA French Canadian			No Charge
		712960	Spanish Language			No Charge

ADDITIONAL OPERATOR'S MANUAL

SD 47048 MANUALS AUTOGUIDANC

		415149	AutoGuidance manual - English			No Charge
		415150	AutoGuidance manual-French CAN			No Charge
		415151	AutoGuidance manual-Spanish NA			No Charge

**AXIAL-FLOW® 8230 COMBINES
US PRICE LIST**

(Ex Works Grand Island, NE)

Factory Supplied Attachments

Order Code	Description	Weight	Factory Data	List Price
415219006	Rubber Tracks Goodyear 36 in. rubber track assembly with mounting yoke assembly. Rubber tracks ship separately from Export Pack, (Ex Works Milan, IL). Not compatible with axle extensions. Ordering and invoicing are together. Combines ordered will-call require Tracks to be will-called out of XPAC (Milan, IL).	12,000 LB		\$80,564.00
415306006	Rubber Tracks Camoplast 36 in. rubber track assembly with mounting yoke assembly. Rubber tracks ship separately from Export Pack, (Ex Works Milan, IL). Not compatible with axle extensions. Ordering and invoicing are together. Combines ordered will-call require Tracks to be will-called out of XPAC (Milan, IL).	11,198 LB		\$80,564.00



AXIAL-FLOW 8230 and 9230

STEERING AXLE BALLAST WEIGHT REQUIREMENTS (lbs)

Header Style	Steer Tire	Size (in feet)	Non-Powered Guide Axle					Power Guide Axle							
			600/6 R28	VF620/70R26	600/70R28	750/65R26	28L-26 R2	600/65R28	VF620/70R26	600/70R28	750/65R26	28L-26 R2			
2010 Grain Heads		20	0	0	0	0	0	0	0	0	0	0	0	0	0
		25	0	0	0	0	0	0	0	0	0	0	0	0	0
		30	0	0	0	0	0	0	0	0	0	0	0	0	0
3016 Pickup Header		15	0	0	0	0	0	0	0	0	0	0	0	0	0
		20	0	0	0	0	0	0	0	0	0	0	0	0	0
		25	0	0	0	0	0	0	0	0	0	0	0	0	0
3020 Flex Header		30	0	0	0	0	0	0	0	0	0	0	0	0	0
		35	0	0	0	0	0	0	0	0	0	0	0	0	0
		40	0	0	0	0	0	0	0	0	0	0	0	0	0
3152 Rigid Draper *With Transport Option		25	0	0	0	0	0	0	0	0	0	0	0	0	0
		30	0	0	0	0	0	0	0	0	0	0	0	0	0
		35	0	0	0	0	0	0	0	0	0	0	0	0	0
3162 Flex Draper *With Transport Option		40	0/*265	0/*265	0/*265	0/*265	0	0	0	0	0	0	0	0	0
		45	0/*660	0/*660	0/*660	0/*660	0	0	0	0	0	0	0	0	0
		30	0	0	0	0	0	0	0	0	0	0	0	0	0
3400/4400 Series Corn Head		35	0	0	0	0	0	0	0	0	0	0	0	0	0
		40	1380/*N/A	1380/*2970	1380/*2970	790/*2440	790/*2440	550/*2200	550/*2200	550/*2200	0/*1670	0/*2310			
		45	N/A/*N/A	2970/*N/A	N/A/*N/A	2240/*2990	2440/*2990	N/A/*N/A	2310/*2750	2310/*2750	1780/*2440	1050/*1250			
4400 Series Chopping Corn Head		8R	0	0	0	0	0	0	0	0	0	0	0	0	0
		12R	265	265	265	0	0	0	0	0	0	0	0	0	0
		12RF	N/A	2420	2420	1890	1980	N/A	1650	1650	1120	1210			
Use fluid in rear tires to ballast steering axle. Ballast weights are total, use half this amount on each steer wheel.		16R	N/A	2970	2970	2440	2530	N/A	2310	2310	1780	2310			
		18R	N/A	2750	2750	1010	1050	N/A	1980	1980	1450	1540			
		8R	0	0	0	0	0	0	0	0	0	0			
*With Transport Option		12R	550	550	550	0	0	0	0	0	0	0			
		12RF	N/A	N/A	N/A	2770	2860	N/A	2530	2530	2000	2090			

Use fluid in rear tires to ballast steering axle.
Ballast weights are total, use half this amount on each steer wheel.

*With Transport Option



**Tire Ordering Guide - Tire Combinations
Axial-Flow 7230, 8230 and 9230 Combine**

Recommended Front / Rear Tire Combination w/ Non-Powered Guide Axle			
Drive Tire Single Drive Tire	Front Tire Tread Setting		
	120"	135"	144"
800/70R38 181A8 R1W	C, D, E	C, D, E, F, G	C, D, E, F, G
IF800/70R38 CFO 181A8 R1W	D	D, F, G	D, F, G
900/60R32 176A8/185A8 R1, R1W	C, D, E	C, D, E, F, G	C, D, E, F, G
900/75R32 184A8 R1W	N/A	N/A	D, E, F, G
900/65R32 178A8 R2	C, D, E	C, D, E, F, G	C, D, E, F, G
76X50.00-32 16 PR HF3	N/A	N/A	D, E, F, G
Dual Drive Tire	154"	120" / 180"	
520/85R42 162A8/165B R1, R1W	N/A	N/A	C, D, E, F, G
520/85R42 162A8/165A8 R2	N/A	N/A	C, D, E, F, G
IF520/85R42 CFO 169A8/B R2	N/A	N/A	C, D, E, F, G
620/70R42 166A8 R1W	N/A	N/A	C, D, E, F, G
36" Tracks	N/A	F, G	N/A

Recommended Front / Rear Tire Combination w/ Powered Guide Axle				
Drive Tire Single Drive Tire	Front Tire Tread Setting			
	120"	135"	137"	144"
800/70R38 181A8 R1W	C, D, E	C, D, E, F	C, D, E, F	C, D, E, F, G
IF800/70R38 CFO 181A8 R1W	D	D, F, G	D, F, G	D, F, G
900/60R32 176A8/185A8 R1, R1W	C, D, E	N/A	C, D, E, G	C, D, E, F, G
900/75R32 184A8 R1W	N/A	N/A	D, E, F, G	D, E, F, G
900/65R32 178A8 R2	C, D, E	N/A	C, D, E, G	C, D, E, F, G
76X50.00-32 16 PR HF3	N/A	N/A	N/A	D, E, F, G
Dual Drive Tire		154"	120" / 180"	
520/85R42 162A8/165B R1, R1W	N/A	N/A	N/A	C, D, E, F, G
520/85R42 162A8/165A8 R2	N/A	N/A	N/A	C, D, E, F, G
IF520/85R42 CFO 169A8/B R2	N/A	N/A	N/A	C, D, E, F, G
620/70R42 166A8 R1W	N/A	N/A	N/A	C, D, E, F, G
36" Tracks	N/A	N/A	F, G	N/A

Guide Tire Options	Chart Code	Min. Rear Tire Tread Width	
		Non-PGA	PGA
600/65R28 154A8 R1W	C	120"	123"
VF620/70R26 170A8 R1W	D	120"	123"
600/70R28 161A8 R1W	E	120"	123"
750/65R26 166A8 R1W	F	130"	136"
28L-26 16 PR R2	G	136"	136"

Preferred tire combinations are in bold



Tire Ordering Guide - Maximum Header Size and Tread Setting
Axial-Flow 8230 and 9230 Combine

Minimum Drive Tire	Maximum Header Size						Tread Setting				
	2010	3020	3152*	3162*	4400 Chop	3400/4400	120" Wheels Dished In	137" Wheels Dished Out	144" Wheels Dished In	154" Wheels Dished Out	144" Wheels Dished In
Single Drive Tire							Required Axle Extension	Required Operators Deck Extension			
800/70R38 181A8 R1W	30'	35'	45'/*45'	40'/N/A	8R30"	8R30"	N/A	10"	12.4"	20"	20"
IF800/70R38 CFO 184A8 R1W	30'	35'	45'/*45'	45'/*45'	8R30"	8R30"	N/A	10"	12.4"	20"	20"
900/60R32 176A8 R1, R1W	30'	35'	45'/*N/A	N/A/*N/A	N/A	N/A	N/A	10"	12.4"	20"	20"
900/60R32 185A8 R1W	30'	35'	45'/*N/A	N/A/*N/A	N/A	N/A	N/A	10"	12.4"	20"	20"
900/75R32 184A8 R1W	30'	35'	45'/*45'	45'/*45'	12R30"	18R20"	N/A	N/A	12.4"	20"	20"
900/65R32 178A8 R2	30'	35'	45'/*45'	40'/N/A	8R30"	8R30"	N/A	10"	12.4"	20"	20"
76X50.00-32 16 PR HF3	30'	35'	45'/*45'	45'/*45'	12R30"	18R20"	N/A	N/A	12.4"	N/A	30"
Dual Drive Tire/Tracks							154" 36" Tracks	154" 36" Tracks	120"/180" Dual Wheels	154" 36" Tracks	120"/180" Dual Wheels
520/85R42 162A8/165B R1, R1W	30'	35'	45'/*45'	45'/*45'	8R30"	8R30"	N/A	N/A	10.4"	N/A	30"
620/70R42 166A8 R1W	30'	35'	45'/*45'	45'/*45'	12RF30"	18R20"	N/A	N/A	10.4"	N/A	30"
520/85R42 162A8/165A8 R2	30'	35'	45'/*45'	45'/*45'	8R30"	8R30"	N/A	N/A	10.4"	N/A	30"
IF520/85R42 CFO 169A8/B R2	30'	35'	45'/*45'	45'/*45'	12R30"	18R20"	N/A	N/A	10.4"	N/A	30"
36" Tracks	30'	35'	45'/*45'	45'/*45'	12R30"	18R20"	N/A	N/A	N/A	N/A	NA

*With Transport Option

Axial-Flow 9230 Recommended Configuration **Small Grain - Wheat**

<u>Code</u>	<u>Description</u>
	Base Unit - Axial-Flow 9230 Combine VERSION
425200	Grain, Corn, Specialty Crop and Rice FEEDER DRIVE
425464	PowerPlus CVT Drive FEEDER ROCK PROTECTION AND CONVEYOR
425225	Heavy Duty lift With Stone Trap - Lateral header tilt control with auto level function ROTOR TRANSITION CONE/EXTENDED WEAR COMP.
425198	Standard wear ROTORS
425101	Ext. Wear 40E Small tube rotor Includes 8 spiked rasp bars in Separator area ROTOR MODULE FRONT
722753	Grain, small wire (3/16" dia) heat treated ROTOR MODULE REAR
425058	Large wire (1/4") for small grains and small seed ROTOR DISCHARGE
425359	MagnaCut fine cut chopper (40 Blade) RESIDUE SPREADERS
425339	Std spreader CLEANING SYSTEM
722030	Self Leveling Cleaning System in base UPPER SIEVES (CHAFFER)
425057	1-1/8" adjustable slat with 1-1/8" adjustable pre-sieve LOWER SIEVES (SHOE)
722731	1-1/8" adjustable Closz slat GRAIN ELEVATOR AND DELIVERY AUGER
722481	Standard Elevator - Single (Slow) Speed Only GRAIN TANK EXTENSIONS
425371	High Cap. Unload Grain tank w/ Maunal Ext. 350 bu. GRAIN TANK UNLOADING AUGERS
425348	High Capacity unload 40ft. Headers UNLOAD AUGER SPOUT
425343	Std. Unload Spout - Fixed Spout UNLOAD AUGER DRIVE
425366	High capacity Independent Cross Auger Ctrl - Dual Drive OPERATOR CAB
425479	Deluxe Cab
722988	AFS Pro 700 Color Touch Screen Display OPERATOR SEATS
425187	Cloth bucket operator's seat RADIO AND SPEAKERS
722650	AM/FM Weather Band Radio CAB ROOF LIGHTS
722811	Halogen Stadium Lighting GROUND DRIVE
722775	HD Planetary Single speed hydro motor FRONT AXLE DRIVE TIRES
8300168	620/70R42 LI166A8 (R1W) FRONT DRIVE AXLE EXTENSIONS
712553	10.4" (265mm) axle extension for HD Drive STEERING AXLE
425256	Adjustable steer axle, 120 in to 144 in. tread setting STEERING TIRES
8100198	600/65R28 LI154A8 (R1W) TIRE BRAND PREFERENCE
	Tire brand preference per your customers and local support ADVANCED FARMING SYSTEMS
	Auto Guidance Nav II Controller
	GPS Antenna Receiver
712635	AFS Desktop Software
722611	Yield and Moisture Logging
425286	AutoGuidance Ready ENGINE ACCESSORIES
	Engine Air Compressor
722764	Cold Start Package (Block Heater) OTHER OPTIONS
	Trailer Hitch
	Hand Wash Station
	Electronic Control Module MARKET AREA
	Manuals Autoguidance
	Manuals Operation
	SINGLE DRIVE TIRE CONFIGURATION
8358009	900/60R32 LI176 (R1) (Firestone Only)
X08001X	No Axle Extension
712457	10" Operator's Platform Ext.
	Tire brand preference per your customers and local support

Axial-Flow 9230 Recommended Configuration **Corn / Bean**

<u>Code</u>	<u>Description</u>
	Base Unit - Axial-Flow 9230 Combine VERSION
425200	Grain, Corn, Specialty Crop and Rice FEEDER DRIVE
425464	PowerPlus CVT Drive FEEDER ROCK PROTECTION AND CONVEYOR
425225	Heavy Duty lift With Stone Trap - Lateral header tilt control with auto level function ROTOR TRANSITION CONE/EXTENDED WEAR COMP.
425198	Standard wear ROTORS
425293	Extended wear rotor w/bars/spikes Inc. 8 spiked rasp bars and 4 straight bars in sep. area ROTOR MODULE FRONT
722754	Corn and rice, large wire ROTOR MODULE REAR
425389	Large skip wire for corn, soybeans and small grains ROTOR DISCHARGE
722761	Standard cut chopper - 2 Speed RESIDUE SPREADERS
425339	Std spreader CLEANING SYSTEM
722030	Self Leveling Cleaning System in base UPPER SIEVES (CHAFFER)
722723	1-5/8" adjustable, corn slat LOWER SIEVES (SHOE)
722733	1-5/8" adjustable Closz slat GRAIN ELEVATOR AND DELIVERY AUGER
425241	2-speed Standard Duty GRAIN TANK EXTENSIONS
425371	High Cap. Unload Grain tank w/ Maunal Ext. 350 bu. GRAIN TANK UNLOADING AUGERS
425348	High Capacity unload 40ft. Headers UNLOAD AUGER SPOUT
425343	Std. Unload Spout - Fixed Spout UNLOAD AUGER DRIVE
425366	High capacity Independent Cross Auger Ctrl - Dual Drive OPERATOR CAB
425479	Deluxe Cab
722988	AFS Pro 700 Color Touch Screen Display OPERATOR SEATS
425187	Cloth bucket operator's seat RADIO AND SPEAKERS
722650	AM/FM Weather Band Radio CAB ROOF LIGHTS
722811	Halogen Stadium Lighting GROUND DRIVE
722775	HD Planetary Single speed hydro motor FRONT AXLE DRIVE TIRES
8300168	620/70R42 LI166A8 (R1W) FRONT DRIVE AXLE EXTENSIONS
712553	10.4" (265mm) axle extension for HD Drive STEERING AXLE
425256	Adjustable steer axle, 120 in to 144 in. tread setting STEERING TIRES
8100198	600/65R28 LI154A8 (R1W) TIRE BRAND PREFERENCE
	Tire brand preference per your customers and local support ADVANCED FARMING SYSTEMS
	Auto Guidance Nav II Controller
	GPS Antenna Receiver
712635	AFS Desktop Software
722611	Yield and Moisture Logging
425286	AutoGuidance Ready ENGINE ACCESSORIES
	Engine Air Compressor
722764	Cold Start Package (Block Heater) OTHER OPTIONS
	Trailer Hitch
	Hand Wash Station
	Electronic Control Module MARKET AREA
	Manuals Autoguidance
	Manuals Operation

Axial-Flow 9230 Recommended Configuration Edible Bean - Small Grain

<u>Code</u>	<u>Description</u>
	Base Unit - Axial-Flow 9230 Combine
	VERSION
425200	Grain, Corn, Specialty Crop and Rice
	FEEDER DRIVE
425464	PowerPlus CVT Drive
	FEEDER ROCK PROTECTION AND CONVEYOR
425225	Heavy Duty lift With Stone Trap - Lateral header tilt control with auto level function
	ROTOR TRANSITION CONE/EXTENDED WEAR COMP.
425199	Extended Wear
	ROTORS
722751	Extd. wear rotor w/spikes Includes 8 spiked rasp bars in Separator area
	ROTOR MODULE FRONT
722755	Large Wire, Heat Treated
	ROTOR MODULE REAR
722758	Slotted for Edible Beans
	ROTOR DISCHARGE
722761	Standard cut chopper - 2 Speed
	RESIDUE SPREADERS
425339	Std spreader
	CLEANING SYSTEM
722030	Self Leveling Cleaning System in base
	UPPER SIEVES (CHAFFER)
425057	1-1/8" adjustable slat with 1-1/8" adjustable pre-sieve
	LOWER SIEVES (SHOE)
722731	1-1/8" adjustable Closz slat
	GRAIN ELEVATOR AND DELIVERY AUGER
425363	2-speed Extended Wear
	GRAIN TANK EXTENSIONS
425371	High Cap. Unload Grain tank w/ Maunal Ext. 350 bu.
	GRAIN TANK UNLOADING AUGERS
425353	High Capacity unload Perforated 40ft. Headers
	UNLOAD AUGER SPOUT
425343	Std. Unload Spout - Fixed Spout
	UNLOAD AUGER DRIVE
425366	High capacity Independent Cross Auger Ctrl - Dual Drive
	OPERATOR CAB
425479	Deluxe Cab
722988	AFS Pro 700 Color Touch Screen Display
	OPERATOR SEATS
425187	Cloth bucket operator's seat
	RADIO AND SPEAKERS
722650	AM/FM Weather Band Radio
	CAB ROOF LIGHTS
722811	Halogen Stadium Lighting
	GROUND DRIVE
722775	HD Planetary Single speed hydro motor
	FRONT AXLE DRIVE TIRES
8300168	620/70R42 LI166A8 (R1W)
	FRONT DRIVE AXLE EXTENSIONS
712553	10.4" (265mm) axle extension for HD Drive
	STEERING AXLE
425256	Adjustable steer axle, 120 in to 144 in. tread setting
	STEERING TIRES
8100198	600/65R28 LI154 A8 R1W
	TIRE BRAND PREFERENCE
	Tire brand preference per your customers and local support
	ADVANCED FARMING SYSTEMS
	Auto Guidance Nav II Controller
	GPS Antenna Receiver
712635	AFS Desktop Software
722611	Yield and Moisture Logging
425286	AutoGuidance Ready
	ENGINE ACCESSORIES
	Engine Air Compressor
722764	Cold Start Package (Block Heater)
	OTHER OPTIONS
	Trailer Hitch
	Hand Wash Station
	Electronic Control Module
	MARKET AREA
	Manuals Autoguidance
	Manuals Operation

Axial-Flow 9230 Recommended Configuration Canadian Special - Small Grains & Lentils

<u>Code</u>	<u>Description</u>
	Base Unit - Axial-Flow 9230 Combine
	VERSION
425200	Grain, Corn, Specialty Crop and Rice
	FEEDER DRIVE
425464	PowerPlus CVT Drive
	FEEDER ROCK PROTECTION AND CONVEYOR
425225	Heavy Duty lift With Stone Trap - Lateral header tilt control with auto level function
	ROTOR TRANSITION CONE/EXTENDED WEAR COMP.
425198	Standard wear
	ROTORS
425101	Ext. Wear 40E Small tube rotor Includes 8 spiked rasp bars in Separator area
	ROTOR MODULE FRONT
722753	Grain, small wire (3/16" dia) heat treated
	ROTOR MODULE REAR
425058	Large wire (1/4") small grains and small seeds
	ROTOR DISCHARGE
425359	MagnaCut fine cut chopper (40 Blade)
	RESIDUE SPREADERS
425339	Std spreader
	CLEANING SYSTEM
722030	Self Leveling Cleaning System in base
	UPPER SIEVES (CHAFFER)
425057	1-1/8" adjustable slat with 1-1/8" adjustable pre-sieve
	LOWER SIEVES (SHOE)
722731	1-1/8" adjustable Closz slat
	GRAIN ELEVATOR AND DELIVERY AUGER
722481	Standard Elevator - Single (Slow) Speed Only
	GRAIN TANK EXTENSIONS
425371	High Cap. Unload Grain tank w/ Maunal Ext. 350 bu.
	GRAIN TANK UNLOADING AUGERS
425353	High Capacity unload Perforated 40ft. Headers
	UNLOAD AUGER SPOUT
425343	Std. Unload Spout - Fixed Spout
	UNLOAD AUGER DRIVE
425366	High capacity Independent Cross Auger Ctrl - Dual Drive
	OPERATOR CAB
425479	Deluxe Cab
722988	AFS Pro 700 Color Touch Screen Display
	OPERATOR SEATS
425187	Cloth bucket operator's seat
	RADIO AND SPEAKERS
722650	AM/FM Weather Band Radio
	CAB ROOF LIGHTS
722811	Halogen Stadium Lighting
	GROUND DRIVE
722775	HD Planetary Single speed hydro motor
	FRONT AXLE DRIVE TIRES
8300168	620/70R42 LI166A8 (R1W)
	FRONT DRIVE AXLE EXTENSIONS
712553	10.4" (265mm) axle extension for HD Drive
	STEERING AXLE
425256	Adjustable steer axle, 120 in to 144 in. tread setting
	STEERING TIRES
8100198	600/65R28 LI154 A8 R1W
	TIRE BRAND PREFERENCE
	Tire brand preference per your customers and local support
	ADVANCED FARMING SYSTEMS
	Auto Guidance Nav II Controller
	GPS Antenna Receiver
712635	AFS Desktop Software
722611	Yield and Moisture Logging
425286	AutoGuidance Ready
	ENGINE ACCESSORIES
	Engine Air Compressor
722764	Cold Start Package (Block Heater)
	OTHER OPTIONS
	Trailer Hitch
	Hand Wash Station
	Electronic Control Module
	MARKET AREA
	Manuals Autoguidance
	Manuals Operation

Axial-Flow 9230 Recommended Configuration Rice - Stripper Head

Highwear Components Highlighted	
Code	Description
	Base Unit - Axial-Flow 9230 Combine VERSION
425200	Grain, Corn, Specialty Crop and Rice FEEDER DRIVE
425464	PowerPlus CVT Drive FEEDER ROCK PROTECTION AND CONVEYOR
722742	Without Stone Trap - Lateral header tilt control with auto level function ROTOR TRANSITION CONE/EXTENDED WEAR COMP.
425199	Extended Wear ROTORS
425102	Extd. wear 40E rice rotor, small tube ROTOR MODULE FRONT
425141	Round Bar, Heat Treated ROTOR MODULE REAR
425142	Large skip wire, heat treated for rice ROTOR DISCHARGE
722761	Standard cut chopper - 2 Speed RESIDUE SPREADERS
425488	Dual disc spreader CLEANING SYSTEM
722030	Self Leveling Cleaning System in base UPPER SIEVES (CHAFFER)
722725	1-5/8" adjustable Clozslat with 1-5/8" adjustable pre-sieve LOWER SIEVES (SHOE)
722733	1-5/8" adjustable Clozslat GRAIN ELEVATOR AND DELIVERY AUGER
425363	2-speed Extended Wear GRAIN TANK EXTENSIONS
425371	High Cap. Unload Grain tank w/ Maunal Ext. 350 bu. GRAIN TANK UNLOADING AUGERS
425350	High Capacity unload extended wear 40ft. Headers UNLOAD AUGER SPOUT
425343	Std. Unload Spout - Fixed Spout UNLOAD AUGER DRIVE
425366	High capacity Independent Cross Auger Ctrl - Dual Drive OPERATOR CAB
425479	Deluxe Cab
722988	AFS Pro 700 Color Touch Screen Display OPERATOR SEATS
425187	Cloth bucket operator's seat RADIO AND SPEAKERS
722650	AM/FM Weather Band Radio CAB ROOF LIGHTS
722811	Halogen Stadium Lighting GROUND DRIVE
722776	HD Planetary Single speed hydro motor and locking diff FRONT AXLE DRIVE TIRES
8372108	76 x 50.00-32 16PR (HF3) floatation tires FRONT DRIVE AXLE EXTENSIONS
712551	12.4" (316mm) axle extension for HD Drive STEERING AXLE
425164	2-speed Powered Adjustable Steer Axle STEERING TIRES
8100448	28L-26 16PR (R2) TIRE BRAND PREFERENCE
	Tire brand preference per your customers and local support ADVANCED FARMING SYSTEMS
	Auto Guidance Nav II Controller
	GPS Antenna Receiver
712635	AFS Desktop Software
722611	Yield and Moisture Logging
425286	AutoGuidance Ready ENGINE ACCESSORIES
	Engine Air Compressor
	Cold Start Package (Block Heater) OTHER OPTIONS
	Trailer Hitch
	Hand Wash Station
	Electronic Control Module MARKET AREA
	Manuals Autoguidance
	Manuals Operation
	DUAL CONFIGURATION
8300538	520/85R42 L1162A8 (R2)
712553	10.4" (265mm) axle extension for Planetary Drives

Axial-Flow 9230 Recommended Configuration Rice - Delta/California Rice

Highwear Components Highlighted	
Code	Description
	Base Unit - Axial-Flow 9230 Combine VERSION
425200	Grain, Corn, Specialty Crop and Rice FEEDER DRIVE
425464	PowerPlus CVT Drive FEEDER ROCK PROTECTION AND CONVEYOR
722742	Without Stone Trap - Lateral header tilt control with auto level function ROTOR TRANSITION CONE/EXTENDED WEAR COMP.
425199	Extended Wear ROTORS
425102	Extd. wear 40E rice rotor, small tube ROTOR MODULE FRONT
722755	Large wire, heat treated for rice ROTOR MODULE REAR
425142	Large skip wire, heat treated for rice ROTOR DISCHARGE
722761	Standard cut chopper - 2 Speed RESIDUE SPREADERS
425488	Dual disc spreader CLEANING SYSTEM
722030	Self Leveling Cleaning System in base UPPER SIEVES (CHAFFER)
722725	1-5/8" adjustable Clozslat with 1-5/8" adjustable pre-sieve LOWER SIEVES (SHOE)
722733	1-5/8" adjustable Clozslat GRAIN ELEVATOR AND DELIVERY AUGER
425363	2-speed Extended Wear GRAIN TANK EXTENSIONS
425371	High Cap. Unload Grain tank w/ Maunal Ext. 350 bu. GRAIN TANK UNLOADING AUGERS
425350	High Capacity unload extended wear 40ft. Headers UNLOAD AUGER SPOUT
425343	Std. Unload Spout - Fixed Spout UNLOAD AUGER DRIVE
425366	High capacity Independent Cross Auger Ctrl - Dual Drive OPERATOR CAB
425479	Deluxe Cab
722988	AFS Pro 700 Color Touch Screen Display OPERATOR SEATS
425187	Cloth bucket operator's seat RADIO AND SPEAKERS
722650	AM/FM Weather Band Radio CAB ROOF LIGHTS
722811	Halogen Stadium Lighting GROUND DRIVE
722776	HD Planetary Single speed hydro motor and locking diff FRONT AXLE DRIVE TIRES
8372108	76 x 50.00-32 16PR (HF3) floatation tires FRONT DRIVE AXLE EXTENSIONS
712551	12.4" (316mm) axle extension for HD Drive STEERING AXLE
425164	2-speed Powered Adjustable Steer Axle STEERING TIRES
8100448	28L-26 16PR (R2) TIRE BRAND PREFERENCE
	Tire brand preference per your customers and local support ADVANCED FARMING SYSTEMS
	Auto Guidance Nav II Controller
	GPS Antenna Receiver
712635	AFS Desktop Software
722611	Yield and Moisture Logging
425286	AutoGuidance Ready ENGINE ACCESSORIES
	Engine Air Compressor
	Cold Start Package (Block Heater) OTHER OPTIONS
	Trailer Hitch
	Hand Wash Station
	Electronic Control Module MARKET AREA
	Manuals Autoguidance
	Manuals Operation
	DUAL CONFIGURATION
8300538	520/85R42 L1162A8 (R2)
712553	10.4" (265mm) axle extension for Planetary Drives

Axial-Flow Track 9230 Recommended Configuration Corn / Bean

Code	Description
	Base Unit - Axial-Flow 9230 Combine VERSION
425200	Grain, Corn, Specialty Crop and Rice FEEDER DRIVE
425464	PowerPlus CVT Drive FEEDER ROCK PROTECTION AND CONVEYOR
425225	Heavy Duty lift With Stone Trap - Lateral header tilt control with auto level function ROTOR TRANSITION CONE/EXTENDED WEAR COMP.
425198	Standard wear ROTORS
425293	Extended wear rotor w/bars/spikes Inc. 8 spiked rasp bars and 4 straight bars in sep. area ROTOR MODULE FRONT
722754	Corn and rice, large wire ROTOR MODULE REAR
425389	Large skip wire for corn, soybeans and small grains ROTOR DISCHARGE
722761	Standard cut chopper - 2 Speed RESIDUE SPREADERS
425488	Dual disc spreader CLEANING SYSTEM
722030	Self Leveling Cleaning System in base UPPER SIEVES (CHAFFER)
722723	1-5/8" adjustable, corn slat LOWER SIEVES (SHOE)
722733	1-5/8" adjustable Closz slat GRAIN ELEVATOR AND DELIVERY AUGER
425241	2-speed Standard Duty GRAIN TANK EXTENSIONS
425371	High Cap. Unload Grain tank w/ Maunal Ext. 350 bu. GRAIN TANK UNLOADING AUGERS
425348	High Capacity unload 40ft. Headers UNLOAD AUGER SPOUT
425343	Std. Unload Spout - Fixed Spout UNLOAD AUGER DRIVE
425366	High capacity Independent Cross Auger Ctrl - Dual Drive OPERATOR CAB
425479	Deluxe Cab
722988	AFS Pro 700 Color Touch Screen Display OPERATOR SEATS
425187	Cloth bucket operator's seat RADIO AND SPEAKERS
722650	AM/FM Weather Band Radio CAB ROOF LIGHTS
722811	Halogen Stadium Lighting GROUND DRIVE
425215	Track Propulsion System FRONT AXLE DRIVE TIRES
8319008	No drive tires taken FRONT DRIVE AXLE EXTENSIONS
X08001X	No Axle Extensions STEERING AXLE
425164	2-speed Powered Adjustable Steer Axle STEERING TIRES
8100438	750/65R26 LI166 A8 R1W TIRE BRAND PREFERENCE
	Tire brand preference per your customers and local support ADVANCED FARMING SYSTEMS
	Auto Guidance Nav II Controller
	GPS Antenna Receiver
712635	AFS Desktop Software
722611	Yield and Moisture Logging
425286	AutoGuidance Ready ENGINE ACCESSORIES
	Engine Air Compressor
722764	Cold Start Package (Block Heater) OTHER OPTIONS
	Trailer Hitch
	Hand Wash Station
	Electronic Control Module MARKET AREA
	Manuals Autoguidance
	Manuals Operation Factory Supplied Attachments
415219006 or 415306006	36" rubber tracks

Axial-Flow Track 9230 Recommended Configuration Rice - Delta Rice/Stripper Head

Highwear Components Highlighted	
Code	Description
	Base Unit - Axial-Flow 9230 Combine VERSION
425200	Grain, Corn, Specialty Crop and Rice FEEDER DRIVE
425464	PowerPlus CVT Drive FEEDER ROCK PROTECTION AND CONVEYOR
722742	Without Stone Trap - Lateral header tilt control with auto level function ROTOR TRANSITION CONE/EXTENDED WEAR COMP.
425199	Extended Wear ROTORS
425102	Extd. wear 40E rice rotor, small tube ROTOR MODULE FRONT
425141	Round Bar, Heat Treated ROTOR MODULE REAR
425142	Large skip wire, heat treated for rice ROTOR DISCHARGE
722761	Standard cut chopper - 2 Speed RESIDUE SPREADERS
425488	Dual disc spreader CLEANING SYSTEM
722030	Self Leveling Cleaning System in base UPPER SIEVES (CHAFFER)
722725	1-5/8" adjustable Closz slat with 1-5/8" adjustable pre-sieve LOWER SIEVES (SHOE)
722733	1-5/8" adjustable Closz slat GRAIN ELEVATOR AND DELIVERY AUGER
425363	2-speed Extended Wear GRAIN TANK EXTENSIONS
425371	High Cap. Unload Grain tank w/ Maunal Ext. 350 bu. GRAIN TANK UNLOADING AUGERS
425350	High Capacity unload extended wear 40ft. Headers UNLOAD AUGER SPOUT
425343	Std. Unload Spout - Fixed Spout UNLOAD AUGER DRIVE
425366	High capacity Independent Cross Auger Ctrl - Dual Drive OPERATOR CAB
425479	Deluxe Cab
722988	AFS Pro 700 Color Touch Screen Display OPERATOR SEATS
425187	Cloth bucket operator's seat RADIO AND SPEAKERS
722650	AM/FM Weather Band Radio CAB ROOF LIGHTS
722811	Halogen Stadium Lighting GROUND DRIVE
425215	Track Propulsion System FRONT AXLE DRIVE TIRES
8319008	No drive tires taken FRONT DRIVE AXLE EXTENSIONS
X08001X	No Axle Extensions STEERING AXLE
425164	2-speed Powered Adjustable Steer Axle STEERING TIRES
8100448	28L-26 16PR (R2) TIRE BRAND PREFERENCE
	Tire brand preference per your customers and local support ADVANCED FARMING SYSTEMS
	Auto Guidance Nav II Controller
	GPS Antenna Receiver
712635	AFS Desktop Software
722611	Yield and Moisture Logging
425286	AutoGuidance Ready ENGINE ACCESSORIES
	Engine Air Compressor
	Cold Start Package (Block Heater) OTHER OPTIONS
	Trailer Hitch
	Hand Wash Station
	Electronic Control Module MARKET AREA
	Manuals Autoguidance
	Manuals Operation Factory Supplied Attachments
415219006 or 415306006	36" rubber tracks

Axial-Flow 9230 Recommended Configuration

Hillco Ready

<u>Code</u>	<u>Description</u>
	Base Unit - Axial-Flow 9230 Combine
	VERSION
425200	Grain, Corn, Specialty Crop and Rice
	FEEDER DRIVE
425464	PowerPlus CVT Drive
	FEEDER ROCK PROTECTION AND CONVEYOR
425070	HillCo Ready Feeder with Lateral Control
	ROTOR TRANSITION CONE/EXTENDED WEAR COMP.
425199	Extended wear
	ROTORS
722751	Extd. wear rotor w/spikes
	Includes 8 spiked rasp bars in Separator area
	ROTOR MODULE FRONT
	Order per crop-type recommendations
	ROTOR MODULE REAR
	Order per crop-type recommendations
	ROTOR DISCHARGE
722761	Standard cut chopper - 2 Speed
	RESIDUE SPREADERS
425339	Std spreader
	CLEANING SYSTEM
722030	Self Leveling Cleaning System in base
	UPPER SIEVES (CHAFFER)
	Order per crop-type recommendations
	LOWER SIEVES (SHOE)
	Order per crop-type recommendations
	GRAIN ELEVATOR AND DELIVERY AUGER
425363	2-speed Extended Wear
	GRAIN TANK EXTENSIONS
	Order per crop-type recommendations
	GRAIN TANK UNLOADING AUGERS
425348	High Capacity unload 40ft. Headers
	UNLOAD AUGER SPOUT
425343	Std. Unload Spout - Fixed Spout
	UNLOAD AUGER DRIVE
425366	High capacity Independent Cross Auger Ctrl - Dual Drive
	OPERATOR CAB
425479	Deluxe Cab
722988	AFS Pro 700 Color Touch Screen Display
	OPERATOR SEATS
425187	Cloth bucket operator's seat
	RADIO AND SPEAKERS
722650	AM/FM Weather Band Radio
	CAB ROOF LIGHTS
722811	Halogen Stadium Lighting
	GROUND DRIVE
722776	HD Planetary Single speed hydro motor and locking diff
	FRONT AXLE DRIVE TIRES
8306139	No Drive Tires Taken - Hillco
	FRONT DRIVE AXLE EXTENSIONS
X8001X	No Axle Extensions
	OPERATOR PLATFORM EXTENSIONS
712457	10" Operator's Platform Ext.
	STEERING AXLE
425164	2-speed Powered Adjustable Steer Axle
	STEERING TIRES
8100198	600/65R28 L1154 A8 R1W
	TIRE BRAND PREFERENCE
	Tire brand preference per your customers and local support
	ADVANCED FARMING SYSTEMS
	GPS Antenna Receiver
712635	AFS Desktop Software
425286	AutoGuidance Ready
	ENGINE ACCESSORIES
	Engine Air Compressor
722764	Cold Start Package (Block Heater)
	OTHER OPTIONS
	Trailer Hitch
	Hand Wash Station
	Electronic Control Module
	MARKET AREA
	Manuals Autoguidance
	Manuals Operation

Order Hillside attachments from Hillco, Inc. @ 1-800-937-2461
Hillco, Inc. will invoice separately
(See Hillco contact information at end of price list)

HILLCO CONTACT INFORMATION

Hillco Technologies, Inc.
107 1st Avenue
P.O. Box 399
Nezperce, Idaho 83543-0399

Phone: 1-800-937-2461
Fax: 208-937-2280

Web: www.hillcotechnologies.com

**AXIAL-FLOW® 9230 COMBINES
US PRICE LIST**

**(Ex Works Grand Island, NE)
Standard Equipment**

ENGINE:

Diesel, 6 cylinder, 12.9L Case IH FPT,
500 SAE hp at 2100 rpm
Power rise - 60 hp
Peak Power - 560 hp at 2000 rpm
Electronically controlled fuel injection
Complies with EPA Emissions
Requirements - Tier 4A with Selective
Catalytic Reduction (SCR)
Air to air intercooler
Low idle fuel saver of 600 rpm
264 gallon (1000 liter) fuel tank
43.5 gallon (166 liter) DEF tank
40.8 gallons (156 liter) of usable DEF
Key switch fuel/engine shut-off
Water separator fuel filter and fuel
cooler
Water- in fuel sensor
Air filter - dual stage dry type
w/aspirated pre-cleaner
In-cab service indicator
12 volt 185 amp alternator
Two 12 volt batteries - 950 CCA each
24 volt starting system
Engine grid heater
Iso-mounted radiator, in-line core
w/pressurized de-aerating tank
Hinged, swing out oil cooler and
AC cooler
Vacuum aspirated rotary air screen

GROUND DRIVE:

Planetary drive, 125 cc pump and
motor
Electric shift 4 speed w/hydrostatic
drive
Heavy-duty propulsion system
20 mph (32 kph) max road speed

BRAKES:

Manual dual caliper disc
Electro-hydraulically released,
spring applied park brake

CHASSIS:

Composite, hinged trim panels with
transport locking pins
Chassis jacking points
Tie down shipping points
Chassis tow points
Removable Tool box
Large Enclosed Tool box
Service tool connection
Combine reverse safety alarm
Service platforms on both sides
of chassis
Fan bottom shield
Two 10 lb. dry chemical
fire extinguishers

HYDRAULICS:

Closed center load sensing system
Single point/single lever header
multi-coupler
Electro-hydraulic control:
Feeder raise/lower with variable
rate control
Reel fore & aft, raise/lower
Unloader swing, Unloader drive clutch
Separator Drive (Includes rotor drive,
cleaning sieves, elevator drive and
straw chopper drive)
Feeder drive clutch
Hydraulic Drives:
Reel speed control
Cross Flow Plus™ cleaning fan with
speed control
Dual straw spreader drive with adj.
speed control
Ride control feeder lift
circuit accumulator

FEEDER:

Single lever header quick attach
54 in. (1,366 mm) wide
Wear resistant floor and chain supports
Undershot-serrated slat conveyor
Four strand, 3 section conveyor with
bolt on slats

**AXIAL-FLOW® 9230 COMBINES
US PRICE LIST**

**(Ex Works Grand Island, NE)
Standard Equipment**

FEEDER: (continued)

Mechanical shaft drive w/modulated clutch engagement
Independent hydraulic feeder/header reverser
Feeder face adjustable fore & aft pitch
Spring loaded front feeder drum
Two 3 in. (75 mm) dia. lift cylinders
Terrain Tracker with 10° of total tilt
Friction type safety clutch
for rock trap beater and independent radial pin safety clutch for conveyor chain
Feeder safety stand

CLEANING:

Self leveling cleaning system
62 in. wide cleaning system with 10,075 sq. in. of cleaning area
Full width 15 in. diameter Cross Flow Plus™ fan with clean out door
Adjustable pre-cleaner sieve
Active grain pan system
Electronic in cab sieve adjust with opening indicator
Full cleaning system width sieve grain loss sensor
Tri-Sweep Tailings Processor System with cleanout door
Tailings volume sensor

ELECTRICAL:

Data Bus serial communications system
Exterior lighting:
(8) stadium roof lights
(2) under cab after cut lights
Left and right side lights
(1) grain tank, (1) unloader and (2) rear worklights
(4) combination amber flashing warning lights
(2) tail and brake lights, (2) turn signal lights

ELECTRICAL: (continued)

Portable service light w/multiple combine connection points
Cleaning sieve light
(3) Rotating beacon lights
(5) deluxe service lights under trim panels

OPERATOR'S CAB:

Case IH Deluxe:

Tinted glass, w/front sun visor
LH entry and RH full view service door
Tilt open rear window with dust deflector
Breakaway exterior L & R rear view mirrors
Center dome light and right console light
Cab exit delay lighting
Steering column with dual pivots & telescopic steering wheel
Single blade windshield wiper
Windshield washer
Fore/aft adjustable right console, floats w/seat
Air suspension operator seat
Padded instructional seat w/storage compartment
Operator and instructional seat belts
Beverage holder, ashtray and lighter
Operator ladder w/flexible lower step and forward storage position to clear uncut crop
Automatic temperature control with heater/defroster and air conditioner
Audible alarms for monitor system and grain tank full
Mounting for electronic communication equipment
Black molded floor mat

**AXIAL-FLOW® 9230 COMBINES
US PRICE LIST**

**(Ex Works Grand Island, NE)
Standard Equipment**

OPERATOR'S CAB: (continued)

General:

- 15 amp auxiliary power outlets
 - (1) 3-pin switched and unswitched on key panel
 - (4) 12 volt DC lighter outlets
- Access to switched power near top of right side B-Post for aux video displays and business band radio
- Operators manual w/storage compartment under operator seat
- Coat hook
- Radio - AM/FM/Weatherband/3.5 mm Aux jack
- Business band antenna ready (coaxial cable)

Right Console Controls:

- Backlit control switches
- Separator drive with rotor reverse
- Feeder drive with feeder reverse
- Auto/manual reel speed control
- Auto Header Height Control with fine adjust and 2 height settings
- Roading hydraulic safety lockout switch
 - Unloader engage
 - Unloader swing
 - Separator engage
 - Feeder/header engage
- Rotor speed
- Ground drive speed range selector
- Throttle, variable speed control
- Park brake
- Fan speed
- Concave position
- Straw and chaff spreader speed

Multifunctional propulsion control lever:

- Propulsion control
- Feeder raise/lower, header tilt, reel raise/lower, reel fore/aft
- Unloader swing, unloader engagement
- Header height resume
- Feeder/header emergency stop

OPERATOR'S CAB: (continued)

- Multifunctional propulsion control lever:
 - Unloader cross auger control
 - Auto guidance engage
 - "Select" control shift function:
 - Headland turn sequence including header raise height
 - Header fore/aft tilt
 - Auto guidance nudge
- Operators platform includes platform assembly and extension assembly for single and dual tire configurations

ADVANCED FARMING SYSTEMS:

- Yield and moisture sensors
- AFS decals and badges
- Factory Ready AFS AccuGuide™ (List Price Value \$5,443 USD)
 - Receiver mount
 - Steering cylinder
 - Steering Valve
 - Mounting bracket for NAV II controller
 - Wiring harness
- AFS Desktop software for PC (List Price Value \$828 USD)

VEHICLE DISPLAY MONITOR:

- AFS Pro 700 Display (List Price Value \$5,083 USD)
- Engine power level
- Engine status/warnings
- Machine/operation status/warnings
- Hydraulic oil status/warnings
- ACS Crop presets for machine settings w/additional programmable settings
- Grain scan monitor
- Tailings volume monitor
- Header control settings
- Rotor speed, Fan speed
- Concave position
- Display backlight control
- Configuration Setup & Calibration
- Diagnostics
- Shaft speed alarms

**AXIAL-FLOW® 9230 COMBINES
US PRICE LIST**

**(Ex Works Grand Island, NE)
Standard Equipment**

VEHICLE DISPLAY MONITOR:

(continued)

Status indicators:

- Fuel level, digital bar graph
- DEF level, digital bar graph
- Engine coolant temp graph

THRESHING AND SEPARATING ROTOR:

- 30 in. diameter AFX Ext. Wear rotor
- Power Plus™ - CVT
(Continuously variable transmission)
- rotor drive w/3 speed ranges
(220 - 1180 RPM)
- Power Reverse - independent
hydrostatic rotor reverser with
in-cab control#
- Easy access, adjustable transport
vanes (adjustment on left hand side)
- Transition cone

ROTOR MODULE FRONT:

- Quick change, 2 section, 4 piece
(2LH, 2RH) bar and wire
- 180° of wrap
- Dual side access
- Electronic In-cab position control
- Interchangeable with rear modules

ROTOR MODULE REAR:

- Quick change, 2 section, 4 piece
(2LH, 2RH)
- 180° of wrap
- Dual side access
- Interchangeable with front modules

GRAIN HANDLING:

- Grain tank capacity: 350 bushels
(12,330 liters)
- Quick raise and lower grain
tank extensions
- Foldable bubble up auger
(2) Adjustable grain tank full sensors
(50-75% and 75-100%)
- No tools required grain tank cross
auger cover adjustment

GRAIN HANDLING: (continued)

- 4.5 bu/sec (159 liters/sec)
unloading rate
- 14 inch diameter unloading auger
- Unloading auger spill saver
- Modulated hydraulic wet clutch
unloader drive
- Independent Control of grain tank
cross augers
- Electro-hydraulic controlled
unloader swing
- Grain tank window
- Operator deck grain tank
sample access
- Ground level clean grain elevator
chain adjustment
- Wear resistant elevator head top sheet
and boot door
- Radial pin slip-clutch torque protection
- Clean Outs:
 - Clean grain and tailings auger
drop-out troughs
 - Clean grain elevator boot
 - Front and rear grain tank cross
auger doors (RH side)
 - Vertical unload auger cleanout

RESIDUE MANAGEMENT:

- Dual disc, straw and chaff spreaders
with adjustable spread width
adjustable directional chutes and
mass distribution
- Perforated discharge
beater/chopper pan
- Standard Cut 28 blade Chopper
with sickle section counter knife
- Adjustable Discharge Deflector
- Residue control modes:
 - Spread chaff and straw
 - Windrow chaff and straw
 - Spread chaff & Windrow straw

**AXIAL-FLOW® 9230 COMBINES
US PRICE LIST**

**(Ex Works Grand Island, NE)
Standard Equipment**

MAXIMUM HEADERS:

Grain Head - 30 ft. (9.1 m)
Grain Head Flex - 35 ft. (10.7 m)
Draper Head - 45 ft. (13.7 m)
Corn Head - 16-row 30 in.
or 18-row 20 in.
Chopping Corn Head - 30 ft. (9.1 m),
12-row chopping

EX WORKS:

Wholegoods
(Ex Works Grand Island, NE)
Factory Supplied Attachments
(Ex Works Grand Island, NE)
unless otherwise noted

Requirements for Operation:

Header or corn head -
refer to ordering guide

NOTE: Heavy Lift Package required for
40 ft. and Larger Drapers and 4400
Chopping and Folding Corn Heads.

**THIS PRODUCT IS NOT AVAILABLE
TO DEALERS HOLDING A LOW
HORSEPOWER CONTRACT**

**AXIAL-FLOW® 9230 COMBINES
US PRICE LIST**

(Ex Works Grand Island, NE)

Models

COMMERCIAL MODEL	VERSION	MODEL	Weight	Factory Data	List Price
AF-9230 COMBINE	500 HP	AFX Axial Flow Comb	37,600 LBS		\$463,010.00

Factory Supplied Options

Order Code	Description	Weight	Factory Data	List Price
------------	-------------	--------	--------------	------------

FEEDER DRIVE

SD_C6602 FEEDER DRIVE

425464	PowerPlus CVT drive PowerPlus CVT feeder/header drive with hydro-static reverser. Includes variable speed drive, speed readout on control monitor and auto/manual feeder/header to ground speed control.			No Charge
425362	PowerPlus CVT drive w/feedrate PowerPlus CVT w/Feedrate control automatically maximizes harvest productivity in varying crop conditions by adjusting ground speed to optimize crop to combine load.			\$1,725.00

FEEDER ROCK PROTECTION AND CONVEYOR

SD_C6504 FEEDERS

Without Stone Trap

722742	Lateral header tilt w/o trap With auto level function. Recommended for headers 35 ft. and smaller and 8 & 12 row corn heads.			(\$1,292.00)
425224	HD lateral headr tilt w/o trap Heavy-lift pkg. lateral header tilt control with auto level function. Includes 90 mm lift cylinders, reinforced feeder face structure. For 7230: requires HD propulsion pkg. 722775, 722776, or 425215. For 7230, 8230 and 9230: required for 35 ft. draper with Transport Package, 40 ft. and larger headers, and both the 12 Row Chopping and 12 Row Folding corn heads. For 8230 and 9230: required for 16 and 18 row corn heads.			\$783.00

**AXIAL-FLOW® 9230 COMBINES
US PRICE LIST**

(Ex Works Grand Island, NE)

With Stone Trap			
	722744	Lateral header tilt w/trap With auto level function. Recommended for headers 35 ft. and smaller and 8 & 12 row corn heads.	No Charge
	425225	HD lateral header tilt w/trap Heavy-lift pkg. lateral header tilt control with auto level function. Includes 90 mm lift cylinders, reinforced feeder face structure. For 7230: requires HD propulsion pkg. 722775, 722776, or 425215. For 7230, 8230 and 9230: required for 35 ft. draper with Transport Package, 40 ft. and larger headers, and both the 12 Row Chopping and 12 Row Folding corn heads. For 8230 and 9230: required for 16 and 18 row corn heads.	\$2,079.00
	425070	Hillco ready feeder w/tiltctrl Hillco Ready feeder with lateral tilt control. Includes 90mm heavy lift cylinders.	(\$728.00)

ROTOR TRANSITION CONE / EXTENDED WEAR COMPONENTS

SD_C7034 INFEED / TRANSITION			
	425198	Standard wear	No Charge
	425199	Extended wear Recommended for rice and abrasive crop conditions. Includes heat treated rotor transition cone inlet castings, heat treated rotor cone and rotor cage with 3/16 in. stainless steel vanes, reinforced tailings processor housing, top and bottom tailings impellers and tailings cross auger.	\$6,319.00
	425513	Ext Wear w/chrome Includes all extended wear components plus chrome-coated cone and cage.	\$8,757.00

ROTORS

SD_C7040 ROTORS			
	722751	Extd. wear rotor w/spikes includes chrome alloy rasp bars throughout. For corn, soybeans and edible beans. Includes eight spiked chrome alloy rasp bars in separating area.	No Charge
	425293	Extd. wear rotor w/bars/spikes includes chrome alloy rasp bars throughout. For corn, soybeans, small grains. Includes four straight bars and eight spiked rasp bars in separating area.	\$273.00

**AXIAL-FLOW® 9230 COMBINES
US PRICE LIST**

(Ex Works Grand Island, NE)

425101	Extd. wear rotor, small tube includes chrome alloy rasp bars throughout. Recommended for small grains with tough long straw. Can also be used in tough green stem soybeans and edible beans. Includes ST rotor with 32 smooth rasp bars and 8 spiked rasp bars in separating area.	\$1,592.00
425102	Extd. wear rice rotor, sm tube includes 40 chrome alloy spiked rasp bars throughout. Recommended for rice.	\$3,438.00

FRONT ROTOR MODULE

SEE ORDERING GUIDE FOR RECOMMENDED CONFIGURATION BY CROP

SD C7020 CONCAVES FACTORY INSTALLED

722753	Sm wire, 3/16 in.-heat treated for small grain	\$526.00
722754	Large wire, 1/4 in. for corn and soybeans	No Charge
722755	Lg wire, 1/4 in.- heat treated For rice, high volume or abrasive crops.	\$908.00
425141	Round bar - heat treated for rice and abrasive crops	\$450.00
425109	Round bar - high moisture corn Contains 3 Round bars and 1 Large Wire in front right for high moisture corn	\$174.00

REAR ROTOR MODULE

SEE ORDERING GUIDE FOR RECOMMENDED CONFIGURATION BY CROP

SD C7032 GRATES

425058	Lg wire, 1/4 in. dia. for small grains and small seed crops to limit crop material on cleaning system	\$147.00
425389	Large skip wire for corn, soybeans and small grain	No Charge
425142	Lg skip wire - heat treated for rice and abrasive crops	\$792.00
722758	Slotted for edible beans	\$148.00

**AXIAL-FLOW® 9230 COMBINES
US PRICE LIST**

(Ex Works Grand Island, NE)

UPPER SIEVES

SD_C7532 UPPER SIEVES

	425057	1-1/8 in.adjustable,closz slat with 1-1/8 in. adjustable, grain slat pre-sieve		(\$151.00)
	722723	1-5/8 adj. corn slat - Elec with 1-5/8 in. adjustable closz slat pre-sieve		No Charge
	722725	1-5/8 adj. closz slat - Elec with 1-5/8 in. adjustable, closz slat pre-sieve		\$105.00
	425116	1-1/8 pr-siev with 1-5/8 closz includes 1-1/8 in. grain slat pre-sieve and 1-5/8 in. adjustable closz slat upper sieve		\$127.00

LOWER SIEVES

SD_C7517 LOWER SIEVES

	722733	1-5/8 in. closz slat - Elec for high yield, high moisture corn and rice		No Charge
	722731	1-1/8 in. grain slat -Elec		\$58.00

GRAIN ELEVATOR AND DELIVERY AUGERS

SD_C7902 ELEVATOR

Standard-duty Wear Resistant				
	425241	Std. wear 2-speed elevator 2-speed for high volume crops		No Charge
	722481	Standard elevator For small grains - slow speed only. Not recommended for corn.		(\$409.00)
Extended Wear Elevator				
	425363	Extd. wear 2-speed elevator Extended wear 2-speed for high volume and/or abrasive crops. Includes wear resistant inclined delivery auger/housing, clean grain cross auger/housing and stainless steel elevator.		\$2,656.00

GRAIN TANK EXTENSIONS

SD_C8201 GRAIN TANK

	425371	HC Unld grain tank w/man ext Manual folding grain tank extensions for high capacity unload system.		No Charge
--	--------	--	--	-----------

**AXIAL-FLOW® 9230 COMBINES
US PRICE LIST**

(Ex Works Grand Island, NE)

	425367	HC unld grain tank w/hyd ext In cab hydraulic folding grain tank extension control for high capacity unload system.		\$3,784.00
	425373	HC Unld grain tank w/hyd cover In cab hydraulic folding grain tank cover control for high capacity unload system.		\$5,240.00

GRAIN TANK UNLOADING AUGER

SD_C8402 UNLOADING AUGER

For 30 ft. Headers and Smaller

	425345	HC unload 30 ft. hdrs Standard wear for up to 30 ft. heads. Unload length from center of machine - 23 ft. 6 in.		(\$873.00)
	425347	HC unload ext wear 30 ft. hdrs Extended wear for up to 30 ft. heads. Unload length from center of machine - 23 ft. 6 in.		\$1,105.00

For 40 ft. Headers and Smaller

	425348	HC unload 40 ft. hdrs Standard wear for up to 40 ft. heads. Unload length from center of machine - 28 ft. 9 in.		No Charge
	425350	HC unload ext wear 40 ft. hdrs Extended wear for up to 40 ft. heads. Unload length from center of machine - 28 ft. 9 in.		\$2,038.00
	425349	HC unload perf 40 ft. hdrs Extended wear perforated for up to 40 ft. heads. Unload length from center of machine - 28 ft. 9 in.		\$2,619.00
	425353	HC unload ext fold 40 ft. hdrs Folding unload auger extended wear for up to 40 ft. heads. Unload length from center of machine - 28 ft. 9 in.		\$5,351.00

For 45 ft. Headers and Larger

	425356	HC fold unload ext 50 ft. hdrs Folding unload auger extended wear for up to 50 ft. heads Unload length from center of machine - 34 ft.		\$8,441.00
--	--------	--	--	------------

UNLOAD AUGER SPOUT

SD_F8402 SPOUT

	425343	Std unload spout		No Charge
	425344	Pivoting unld spout in-cab adj Electrically controlled pivoting unload spout to control grain flow up to 3 ft.		\$1,025.00

**AXIAL-FLOW® 9230 COMBINES
US PRICE LIST**

(Ex Works Grand Island, NE)

CONTROL MODULE

SD 27055 CONTROL MODULE

	425406	Electronic control module Required for folding unload auger, pivoting spout and deluxe chopper and Rotary Dustscreen Brush.		No Charge
--	--------	---	--	-----------

UNLOAD AUGER DRIVE

SD C8209 UNLOAD DRIVE

	425366	HC independt cross auger ctrl Dual drive system for independent operation of grain tank cross augers.		No Charge
--	--------	---	--	-----------

ROTOR DISCHARGE

SD C8701 BEATER / CHOPPER INTERNAL

	722759	Discharge beater with spring loaded grate		(\$2,922.00)
	722761	Standard cut straw chopper 28 blade chopper with windrow door and adj. discharge deflector		No Charge
	425359	MagnaCut fine cut chopper 40 blade chopper with windrow door, adj. discharge deflector and windrow chute. Recommended for tough straw conditions or where fine cut residue is required.		\$4,058.00
	425360	MagnaCut fine cut dlx choppr 40 blade chopper with windrow door and windrow chute. Remote chopper shift, in-cab control of discharge deflector and counter knife bank. Recommended for tough straw conditions or where fine cut residue is required.		\$6,695.00
	425427	MagnaCut extra fine cut choppr 120 blade chopper with windrow door, adj. discharge deflector and windrow chute. Recommended for tough straw conditions or where fine cut residue is required. Will use more horsepower.		\$6,222.00
	425428	MagnaCut extra fine dlx choppr 120 blade chopper with windrow door and windrow chute. Remote chopper shift, in-cab control of discharge deflector and counter knife bank. Recommended for tough straw conditions or where fine cut residue is required. Will use more horsepower.		\$9,024.00

**AXIAL-FLOW® 9230 COMBINES
US PRICE LIST**

(Ex Works Grand Island, NE)

RESIDUE SPREADERS

STRAWHOOD ATTACHMENTS

SD_C8708 STRAWHOOD ATTACHMENTS

	425339	Std spreader Standard spreader with manual adjust spread width and distribution. Requires Windrow chute or Spreader covers.		No Charge
	425543	Std spread w/InCab sprdctrl Std spreader w/ factory fit in-cab adjust of spreader control with manual windrow door control. For standard or deluxe chopper options in Rotor Discharge section		\$1,503.00
	425340	Std spread w/InCab spread ctrl Std spreader w/ factory fit in-cab adjust of spreader control and windrow door control. Requires a deluxe chopper option in Rotor Discharge section		\$1,803.00
	425488	Dual disc spreader Hydraulically driven variable speed for headers up to 40 ft. This replaces the standard vertical spreader. Recommended for Rice.		\$796.00

STRAW DEFLECTOR

SD_C8707 STRAW DEFLECTOR

	425490	Windrow chute For windrowing straw - For use with Standard spreader		No Charge
	425489	Spreader covers Hydraulic motor cover For use with Standard Spreaders / No windrowing		No Charge
	XC8707X	No Straw deflector Must be ordered with Dual disc spreader. Cannot be ordered with Standard spreader.		No Charge

OPERATOR'S CAB

SD_05010 OPERATOR'S CAB

	425357	Deluxe_cab Includes manual mirrors, poly vinyl steering wheel, covered B-posts - Includes Telescoping steering wheel, operator foot-rests, cooled/heated beverage compartment, storage drawer under operator's seat, six power outlets/access for accessory electronic equipment and molded floor mat. Pro 700 slide rail w/cup holder and smart phone cradle.		No Charge
--	--------	--	--	-----------

**AXIAL-FLOW® 9230 COMBINES
US PRICE LIST**

(Ex Works Grand Island, NE)

	425358	Luxury_cab All Deluxe Cab Features with the addition of heated-electric remote mirrors, leather wrapped steering wheel, three storage bins behind operator's seat, five storage shelves LH/RH "B-Posts," portable refrigerator, LH/rear window shades, Pro 700 slide rail w/cup holder and smart phone cradle.		\$2,163.00
--	--------	--	--	------------

SD_25016 MONITOR

	722988	Large color touch screen AFS Pro 700 Display - includes display, mounting bracket and wiring. Display mounted to right hand console.		No Charge
--	--------	--	--	-----------

OPERATOR'S SEAT

SD_05129 OPERATOR'S SEAT

	425187	Cloth bucket operator seat		No Charge
	425188	Leather operator seat Heated, red leather, operator seat, red leather instructor seat		\$1,695.00
	425376	Lthr positive response seat Heated, red leather operator seat, red leather instructor seat Positive Response air suspension recommended for tracks.		\$2,288.00

RADIO AND SPEAKERS

SD_05078 RADIO AND SPEAKERS

	722650	AM/FM weather band radio 2 speaker system with weather band, 3.5mm aux jack on radio		No Charge
	425377	AM/FM/WB/Bluetooth radio 4 speaker system with 3.5mm aux. input and Bluetooth capable radio with mic.		\$670.00

CAB ROOF LIGHTS

SD_06029 LIGHTS

	722811	Halogen stadium lighting Halogen lights		No Charge
	722810	HID stadium lighting Halogen and 2 HID lights		\$1,809.00
	425213	High definition HID lighting 6 HID lights		\$3,956.00

**AXIAL-FLOW® 9230 COMBINES
US PRICE LIST**

(Ex Works Grand Island, NE)

DISTANCE LIGHTS

SD_06066 LIGHTING

	X06066X	No Lighting Selection		No Charge
	415321	Distance Lights Includes 2 additional LED lights, located on LH and RH mirror brackets.		\$995.00

GROUND DRIVE

SD_08018 TRACTION

Heavy-duty Propulsion System

	722775	HD planetary w/o diff lock Single speed hydro motor and non-locking differential. Planetary drive with 125 cc pump and motor.		(\$4,386.00)
	722776	HD planetary w/ diff lock Single speed hydro motor and locking differential. Planetary drive with 125 cc pump and motor.		(\$3,493.00)
	425402	Variable motor HD plan w/diff Planetary final drive with 140 cc variable displacement motor, 125 cc pump		No Charge

HD Track Propulsion System

	425215	Track Propulsion System Includes drive shaft, truss rods and mounting hardware. Must order track kit 415219006 or 415306006 separately. Requires 750/65R26 or 28L/26 R2 steer tires.		\$1,475.00
--	--------	--	--	------------

FRONT AXLE DRIVE TIRES

RUBBER TRACKS MUST BE ORDERED SEPARATELY AS A LOOSE ATTACHMENT. SEE THE FACTOR OF THE PRINTED PRICE LIST. CHMENTS SECTION

SD_09011 TRACTION WHEELS

Single Drive Tires

	8300378	800/70R38 LI 181A8 R1W Goodyear and Firestone only		(\$3,570.00)
	8300798	IF 800/70R38 CFO 174A8 R1W Michelin only High flex side wall, provides increased load carrying capabilities with lower inflation pressures		\$2,500.00
	8300379	800/70R38 181A8 R1W TR Special rim to reduce overall transport width below 14'. Intended for custom cutters for transportation.		(\$3,570.00)

**AXIAL-FLOW® 9230 COMBINES
US PRICE LIST**

(Ex Works Grand Island, NE)

8300799	IF 800/70R38 CFO 184A8 R1W TR Michelin only High flex side wall, provides increased load carrying capabilities with lower inflation pressures. Special rim to reduce overall transport width below 14'. Intended for custom cutters for transportation.		\$2,500.00
8358009	900/60R32 LI 176 R1 Firestone only		(\$6,012.00)
8368008	900/60R32 LI 176 R1W Goodyear, Michelin and Mitas		(\$5,339.00)
8365008	900/65R32 LI 178 R2 Goodyear only		(\$2,904.00)
8300288	900/75R32 184A8 R1W Goodyear and Firestone only, Includes additional ladder step for cab access Can only be ordered with 600/70R28, 750/65R26, or 28L 26 R2 steer tires.		(\$160.00)
8372108	76 x 50.00-32 16PR HF3 Floatation tires - Firestone only		\$13,185.00
8300318	Rims only, less 900 tires with mounting hardware		(\$11,946.00)
Dual Drive Tires			
8300698	520/85R42 165B R1 Firestone Only		\$1,209.00
8300708	520/85R42 165B R1W Firestone Only		\$1,564.00
8300718	520/85R42 165A8 R2 Firestone Only		\$4,377.00
8300518	520/85R42 162A8 R1 Goodyear only		No Charge
8300528	520/85R42 162A8 R1W Goodyear, Michelin and Mitas		\$1,190.00
8300538	520/85R42 162A8 R2 Goodyear and Firestone only		\$1,536.00
8300788	IF 520/85R42 CFO 169A8 R2 Dual Goodyear only High flex side wall, provides increased load carrying capabilities with lower inflation pressures.		\$6,500.00
8300168	620/70R42 LI 166A8 R1W-Duals Goodyear, Firestone and Michelin Required for 12 Row Folding Corn Heads.		\$3,841.00
8300198	Rims only, less 520/620 R42 rims for 520 or 620 tires. Includes 4 rims and mounting hardware.		(\$9,587.00)

**AXIAL-FLOW® 9230 COMBINES
US PRICE LIST**

(Ex Works Grand Island, NE)

No Drive Tires/Track Ordering			
	8319008	No drive tires taken Required if ordering a rubber track combine. Rubber tracks must be ordered separately as a loose attachment. Please refer to code 415219006 or 415306006 in the Factory Supplied Attachments section of the printed price list.	(\$14,491.00)
Hillside Ready Combine Only			
	8306139	No drive tires taken-Hillside Includes dual wheel fixation kit for fitting Hillco supplied rims and tires	(\$14,491.00)

FRONT DRIVE AXLE EXTENSIONS

SD 08001 AXLE EXTENSION			
	X08001X	No axle extensions	(\$3,776.00)
For Heavy-duty System			
	712553	Axle extensions-10.4 in. 265mm For propulsion system. For use with 520 and 620 duals set on 30 in. rows. Not compatible with tracks option.	No Charge
	712551	Axle extensions-12.4 in. 316mm For propulsion system. For use with floatation tires and single drive tires set to 144 in. tread. Not compatible with tracks option.	\$148.00

STEERING AXLES

SD 12005 STEERING AXLE			
	425256	HD Adjustable steer axle 120 in. to 144 in. tread setting	No Charge
	425164	2 Speed Powered Rear Axle AGR 120 in. to 144 in. tread setting, 2-speed, includes flow regulators	\$25,075.00

STEERING TIRES

SD 13004 STEERING TIRES			
	8109008	No steering tires taken	(\$4,989.00)
	8100918	VF620/70R26 170A8 R1W Michelin Only High flex sidewall. Offers high load carrying capacity at lower inflation pressures. Capable of operating at 120 inch centers for dual applications.	\$1,260.00

**AXIAL-FLOW® 9230 COMBINES
US PRICE LIST**

(Ex Works Grand Island, NE)

	8100198	600/65R28 LI 154 A8 R1W Goodyear, Firestone, Michelin and Mitas		No Charge
	8100348	600/70R28 161A8 R1W Goodyear and Firestone Only		\$1,017.00
	8100438	750/65R26 166A8 R1W Replaced 28L-26 R1 Goodyear, Firestone and Michelin Required for 12 Row folding Corn Heads		\$2,525.00
	8100448	SW28L-26 16PR R2 Goodyear and Firestone only		\$3,293.00
	8199018	23.1R26 161 A8 R3 Titan tire for Hillco machines		\$2,562.00

TIRE BRAND PREFERENCE

SD_16045 TIRE BRAND

	X16045X	No tire brand selection		No Charge
	722734	Firestone		\$1,194.00
	722735	Goodyear		\$632.00
	425108	Michelin		\$2,601.00
	425378	Mitas		\$632.00

ADVANCED FARMING SYSTEM

SD_27011 AUTOGUIDANCE NAV II

	X27011X	No Guidance Nav II controller		No Charge
	425137	AutoGuidance Nav II controller		\$5,408.00

SD_27022 GPS ANTENNA/RECEIVER

	X27022X	No GPS receiver		No Charge
	425246	162 GPS Antenna receiver AFS - WAAS/GLONASS signal only - for yield mapping. Additional unlock code required to operate AFS AccuGuide and is purchased separately through CNH Precision Farming Store.		\$1,185.00
	425510	372 Antenna receiver - WAAS Factory Installed Auto Guidance Precision Farming Includes: Antenna / 372 Receiver WAAS for yield mapping.		\$3,245.00
	425504	372 GPS Receiver- Omni HP/XP Factory Installed Auto Guidance Precision Farming Includes: Antenna / 372 Receiver WAAS, GLONASS, Omni Star HP/XP for yield mapping. Receiver can be upgraded to RTK. RTK radio sold separately.		\$5,745.00

**AXIAL-FLOW® 9230 COMBINES
US PRICE LIST**

(Ex Works Grand Island, NE)

SD_27032 PC SOFTWARE

	712635	Desktop software for PC AFS Desktop Software - includes 1- year service agreement. Required to analyze yield data for either yield mapping or data logging.		No Charge
	X27032X	No desktop software		(\$828.00)

SD_27035 PF PACKAGE

	722611	Yield and moisture logging AFS - includes sensors, wiring, brackets and external storage device.		No Charge
--	--------	--	--	-----------

SD_27047 AUTOGUIDANCE

	425286	Autoguide Rdy w/GPS mnt AFS AccuGuide Ready combine. Includes electronic steering valve, steering manifold, hydraulic hose, mounting bracket for Nav II controller, antenna receiver mount and wiring harness.		No Charge
--	--------	--	--	-----------

ENGINE ACCESSORIES

SD_02009 ENGINE AIR COMPRESSOR

	X02009X	No engine air compressor		No Charge
	722525	Engine air compressor 7 cfm @ 1,000 RPM/14 cfm @ 2,000 RPM with 16 gallon pressure tank, 4 outlet points located around the combine and a 20 ft. air hose		\$3,025.00

SD_02071 ENGINE COOLANT HEATER

	X02071X	No engine coolant heater		(\$268.00)
	722764	Engine block heater		No Charge

OTHER OPTIONS

SD_41038 TRAILER HITCH

	X41038X	No trailer hitch		No Charge
	722520	Trailer hitch		\$716.00

SD_50131 HAND WASH STATION

	X50131X	No hand wash station		No Charge
	415294	Hand wash station 2.5 gallon hand wash station		\$163.00

**AXIAL-FLOW® 9230 COMBINES
US PRICE LIST**

(Ex Works Grand Island, NE)

SD_E5114 SEA GUARD

		XE5114X	No Protective coating		No Charge
		461011	Protective coating Spray on coating for transport protection that will require removal prior to predelivery.		\$275.00

ADDITIONAL ITEMS

SD_41048 STEP

		X41048X	No Step		No Charge
		415320	Access Step Folding step that attaches to rear hitch for easy access to rear of machine. Only available with trailer hitch. Step not recommended with 425488 Dual Disc Spreader.		\$543.00

LOOSE ACCESSORIES

CLEAN GRAIN

SD_C7904 PERFORATED TROUGH

		XC7904X	Grain storage		No Charge
		712557	Perf. clean grain/tailings Includes perforated clean grain and tailings auger troughs and clean grain elevator boot		\$588.00

SPECIAL EQUIPMENT

SD_02011 ROTARY DUSTSCREEN BRUSH

		X02011X	No rotary screen brush		No Charge
		712209	Rotary screen brush Internal air screen brush for corn sucrose		\$1,243.00

MODULES

SD_C7011 C/B CONCAVES FI

		XC7011X	No C/B concaves FI		No Charge
		712441	Large wire 1/4 in. diameter heat treated, 1 LH and 1 RH		\$911.00

SD_C7012 C/B CONCAVES HT (2)

		XC7012X	No C/B concaves HT		No Charge
		712614	Large wire 1/4 in diameter heat treated, 2 LH and 2 RH		\$1,826.00

**AXIAL-FLOW® 9230 COMBINES
US PRICE LIST**

(Ex Works Grand Island, NE)

SD_C7014 CONCAVE STD BAR (2)

		XC7014X	No concave Std bar		No Charge
		712616	Large skip wire - 2 LH / 2 RH 2 LH and 2 RH		\$1,895.00

SD_C7018 GRATES

		XC7018X	No selection		No Charge
		415262	Large skip wire, 1LH and 1RH		\$948.00

SD_C7043 ROUND BAR HT CONCAVES (2)

		XC7043X	No round bar		No Charge
		415132	Rotor module, round bar - 2 heat treated, 2 LH and 2 RH		\$2,123.00

SD_C7044 ROUND BAR HT CONCAVES (1)

		XC7044X	No round bar		No Charge
		415131	Rotor module, round bar - 1 heat treated, 1 LH and 1 RH		\$1,062.00

SD_C7045 SMALL WIRE CONCAVES

		XC7045X	No concave		No Charge
		712440	Small wire 3/16 in. diameter heat treated, 1 LH and 1 RH		\$1,099.00

SD_C7046 SLOTTED CONCAVES

		XC7046X	No slotted concaves		No Charge
		712615	Package, slotted concaves for edible beans, 2 LH and 2 RH		\$2,685.00

SD_C7047 SLOTTED GRATES

		XC7047X	No slotted grates		No Charge
		415264	Slotted, 1 LH and 1 RH		\$1,365.00

SD_C7051 SMALL GRAIN CONCAVE

		XC7051X	No small grain concave		No Charge
		712613	Small wire 3/16 in. diameter heat treated, 2 LH and 2 RH		\$2,201.00

SD_C7054 SMOOTH CONCAVES

		XC7054X	No solid concave		No Charge
		712582	Solid concave, 1 LH and 1 RH		\$1,245.00

SD_C7066 THRESHING

		XC7066X	No hard thresh module kit		No Charge
		415309	Hard thresh module kit 1 LH and 1 RH module, cage covers and module covers		\$2,110.00

**AXIAL-FLOW® 9230 COMBINES
US PRICE LIST**

(Ex Works Grand Island, NE)

SD_C7067 MODULE RB/LW SET

		XC7067X	No RB/LW Set		No Charge
		415310	Module RB/LW Set FI 2 round bar LH, 1 round bar RH, 1 large wire 1/4 inch RH		\$2,050.00

OPERATOR'S MANUAL

SD 47083 OPERATOR'S MANUAL

		712358	English Manual		No Charge
		712372	NA French Canadian		No Charge
		712960	Spanish Language		No Charge

ADDITIONAL OPERATOR'S MANUAL

SD 47048 MANUALS AUTOGUIDANC

		415149	AutoGuidance manual - English		No Charge
		415150	AutoGuidance manual-French CAN		No Charge
		415151	AutoGuidance manual-Spanish NA		No Charge

**AXIAL-FLOW® 9230 COMBINES
US PRICE LIST**

(Ex Works Grand Island, NE)

Factory Supplied Attachments

Order Code	Description	Weight	Factory Data	List Price
415219006	Rubber Tracks Goodyear 36 in. rubber track assembly with mounting yoke assembly. Rubber tracks ship separately from Export Pack, (Ex Works Milan, IL). Not compatible with axle extensions. Ordering and invoicing are together. Combines ordered will-call require Tracks to be will-called out of XPAC (Milan, IL).	12,000 LB		\$80,564.00
415306006	Rubber Tracks Camoplast 36 in. rubber track assembly with mounting yoke assembly. Rubber tracks ship separately from Export Pack, (Ex Works Milan, IL). Not compatible with axle extensions. Ordering and invoicing are together. Combines ordered will-call require Tracks to be will-called out of XPAC (Milan, IL).	11,198 LB		\$80,564.00



AXIAL-FLOW 8230 and 9230

STEERING AXLE BALLAST WEIGHT REQUIREMENTS (lbs)

Header Style	Steer Tire	Size (in feet)	Non-Powered Guide Axle					Power Guide Axle										
			600/6 R28	VF620/70R26	600/70R28	750/65R26	28L-26 R2	600/65R28	VF620/70R26	600/70R28	750/65R26	28L-26 R2						
2010 Grain Heads		20	0	0	0	0	0	0	0	0	0	0	0	0	0	0	0	0
		25	0	0	0	0	0	0	0	0	0	0	0	0	0	0	0	0
		30	0	0	0	0	0	0	0	0	0	0	0	0	0	0	0	0
3016 Pickup Header		15	0	0	0	0	0	0	0	0	0	0	0	0	0	0	0	0
		20	0	0	0	0	0	0	0	0	0	0	0	0	0	0	0	0
		25	0	0	0	0	0	0	0	0	0	0	0	0	0	0	0	0
3020 Flex Header		30	0	0	0	0	0	0	0	0	0	0	0	0	0	0	0	0
		35	0	0	0	0	0	0	0	0	0	0	0	0	0	0	0	0
		40	0	0	0	0	0	0	0	0	0	0	0	0	0	0	0	0
3152 Rigid Draper *With Transport Option		25	0	0	0	0	0	0	0	0	0	0	0	0	0	0	0	0
		30	0	0	0	0	0	0	0	0	0	0	0	0	0	0	0	0
		35	0	0	0	0	0	0	0	0	0	0	0	0	0	0	0	0
3162 Flex Draper *With Transport Option		40	0/*265	0/*265	0/*265	0/*265	0	0	0	0	0	0	0	0	0	0	0	0
		45	0/*660	0/*660	0/*660	0/*660	0	0	0	0	0	0	0	0	0	0	0	0
		30	0	0	0	0	0	0	0	0	0	0	0	0	0	0	0	0
3400/4400 Series Corn Head		35	0	0	0	0	0	0	0	0	0	0	0	0	0	0	0	0
		40	1380/*N/A	1380/*2970	1380/*2970	790/*2440	790/*2440	790/*2440	790/*2440	790/*2440	550/*2200	550/*2200	550/*2200	0/*1670	0/*2310			
		45	N/A/*N/A	2970/*N/A	N/A/*N/A	2240/*2990	2440/*2990	2440/*2990	2440/*2990	N/A/*N/A	2310/*2750	2310/*2750	1780/*2440	1050/*1250				
4400 Series Chopping Corn Head		8R	0	0	0	0	0	0	0	0	0	0	0	0	0	0	0	0
		12R	265	265	265	0	0	0	0	0	0	0	0	0	0	0	0	0
		12RF	N/A	2420	2420	1890	1980	1980	1980	N/A	1650	1650	1120	1210				
4400 Series Chopping Corn Head		16R	N/A	2970	2970	2440	2530	2530	2530	N/A	2310	2310	1780	2310				
		18R	N/A	2750	2750	1010	1050	1050	1050	N/A	1980	1980	1450	1540				
		8R	0	0	0	0	0	0	0	0	0	0	0	0				
	12R	550	550	550	0	0	0	0	0	0	0	0	0					
	12RF	N/A	N/A	N/A	N/A	2860	2860	2860	N/A	2530	2530	2000	2090					

Use fluid in rear tires to ballast steering axle.
Ballast weights are total, use half this amount on each steer wheel.

*With Transport Option



**Tire Ordering Guide - Tire Combinations
Axial-Flow 7230, 8230 and 9230 Combine**

Recommended Front / Rear Tire Combination w/ Non-Powered Guide Axle			
Drive Tire Single Drive Tire	Front Tire Tread Setting		
	120"	135"	144"
800/70R38 181A8 R1W	C, D, E	C, D, E, F, G	C, D, E, F, G
IF800/70R38 CFO 181A8 R1W	D	D, F, G	D, F, G
900/60R32 176A8/185A8 R1, R1W	C, D, E	N/A	C, D, E, F, G
900/75R32 184A8 R1W	N/A	N/A	D, E, F, G
900/65R32 178A8 R2	C, D, E	N/A	C, D, E, F, G
76X50.00-32 16 PR HF3	N/A	N/A	D, E, F, G
Dual Drive Tire	154"	120" / 180"	
520/85R42 162A8/165B R1, R1W	N/A	N/A	C, D, E, F, G
520/85R42 162A8/165A8 R2	N/A	N/A	C, D, E, F, G
IF520/85R42 CFO 169A8/B R2	N/A	N/A	C, D, E, F, G
620/70R42 166A8 R1W	N/A	N/A	C, D, E, F, G
36" Tracks	N/A	N/A	F, G

Recommended Front / Rear Tire Combination w/ Powered Guide Axle				
Drive Tire Single Drive Tire	Front Tire Tread Setting			
	120"	135"	137"	144"
800/70R38 181A8 R1W	C, D, E	C, D, E, F	C, D, E, F	C, D, E, F, G
IF800/70R38 CFO 181A8 R1W	D	D, F, G	D, F, G	D, F, G
900/60R32 176A8/185A8 R1, R1W	C, D, E	N/A	C, D, E, G	C, D, E, F, G
900/75R32 184A8 R1W	N/A	N/A	D, E, F, G	D, E, F, G
900/65R32 178A8 R2	C, D, E	N/A	C, D, E, G	C, D, E, F, G
76X50.00-32 16 PR HF3	N/A	N/A	N/A	D, E, F, G
Dual Drive Tire				154"
520/85R42 162A8/165B R1, R1W	N/A	N/A	N/A	C, D, E, F, G
520/85R42 162A8/165A8 R2	N/A	N/A	N/A	C, D, E, F, G
IF520/85R42 CFO 169A8/B R2	N/A	N/A	N/A	C, D, E, F, G
620/70R42 166A8 R1W	N/A	N/A	N/A	C, D, E, F, G
36" Tracks	N/A	N/A	N/A	F, G

Guide Tire Options	Chart Code	Min. Rear Tire Tread Width	
		Non-PGA	PGA
600/65R28 154A8 R1W	C	120"	123"
VF620/70R26 170A8 R1W	D	120"	123"
600/70R28 161A8 R1W	E	120"	123"
750/65R26 166A8 R1W	F	130"	136"
28L-26 16 PR R2	G	136"	136"

Preferred tire combinations are in bold



Tire Ordering Guide - Maximum Header Size and Tread Setting
Axial-Flow 8230 and 9230 Combine

Minimum Drive Tire	Maximum Header Size						Tread Setting						
	2010	3020	3152*	3162*	4400 Chop	3400/4400	120" Wheels Dished In	137" Wheels Dished Out	144" Wheels Dished In	154" Wheels Dished Out	120" Wheels Dished In	137" Wheels Dished Out	144" Wheels Dished In
Single Drive Tire							Required Axle Extension		Required Operators Deck Extension				
800/70R38 181A8 R1W	30'	35'	45'/*45'	40'/N/A	8R30"	8R30"	N/A	N/A	10"	20"	10"	20"	20"
IF800/70R38 CFO 184A8 R1W	30'	35'	45'/*45'	45'/*45'	8R30"	8R30"	N/A	N/A	10"	20"	10"	20"	20"
900/60R32 176A8 R1, R1W	30'	35'	45'/*N/A	N/A/*N/A	N/A	N/A	N/A	N/A	10"	20"	10"	20"	20"
900/60R32 185A8 R1W	30'	35'	45'/*N/A	N/A/*N/A	N/A	N/A	N/A	N/A	10"	20"	10"	20"	20"
900/75R32 184A8 R1W	30'	35'	45'/*45'	45'/*45'	12R30"	18R20"	N/A	N/A	N/A	20"	N/A	20"	20"
900/65R32 178A8 R2	30'	35'	45'/*45'	40'/N/A	8R30"	8R30"	N/A	N/A	10"	20"	10"	20"	20"
76X50.00-32 16 PR HF3	30'	35'	45'/*45'	45'/*45'	12R30"	18R20"	N/A	N/A	N/A	N/A	N/A	N/A	30"
Dual Drive Tire/Tracks							154" Tracks	120"/180" Dual Wheels		154" Tracks	120"/180" Dual Wheels		
520/85R42 162A8/165B R1, R1W	30'	35'	45'/*45'	45'/*45'	8R30"	8R30"	N/A	N/A	N/A	N/A	N/A	N/A	30"
620/70R42 166A8 R1W	30'	35'	45'/*45'	45'/*45'	12RF30"	18R20"	N/A	N/A	N/A	N/A	N/A	N/A	30"
520/85R42 162A8/165A8 R2	30'	35'	45'/*45'	45'/*45'	8R30"	8R30"	N/A	N/A	N/A	N/A	N/A	N/A	30"
IF520/85R42 CFO 169A8/B R2	30'	35'	45'/*45'	45'/*45'	12R30"	18R20"	N/A	N/A	N/A	N/A	N/A	N/A	30"
36" Tracks	30'	35'	45'/*45'	45'/*45'	12R30"	18R20"	N/A	N/A	N/A	N/A	N/A	N/A	NA

*With Transport Option



Axial-Flow 7230/8230/9230 COMBINE CONFIGURATION BY CROP

Crop	Rotor Modules ¹		Sieve Selection	
	Front	Rear	Top (chaffer)	Bottom (shoe)
	Type	Type	Type ^{2,4}	Type ^{3,4}
Barley	LW	LSW	1-1/8	1-1/8
Corn - Dry	LW	LSW	1-5/8 Corn , 1-5/8 Clozsz	1-5/8 Clozsz
Corn-High Moist.	RB	LSW	1-5/8 Corn, 1-5/8 Clozsz	1-5/8 Clozsz
Soybeans	LW or RB	LSW	1-5/8 Clozsz, 1-5/8 Corn, 1-1/8	1-1/8, 1-5/8 Clozsz
Wheat	SW	LW	1-1/8, 1-5/8 Clozsz	1-1/8
Rapeseed/Canola	SW	SL or LW	1-1/8 w/ 1-1/8 pre-sieve	1-1/8
Rice	LW or RB	LSW	1-5/8 Clozsz, 1-1/8	1-1/8
Maize/Milo	SW or LW	LSW	1-1/8	1-1/8
Lentil Beans	LW	LSW	1-1/8	1-1/8
Pinto Beans	LW	LSW	1-1/8	1-1/8
Rye	LW	LSW	1-1/8	1-1/8
Oats	LW	LSW	1-1/8	1-1/8
Popcorn	LW	LSW	1-1/8	1-1/8
Rye Grass	SW	LSW	1-1/8	1-1/8
Bent Grass	SW	LSW	1-1/8	1-1/8
Blue Grass	SW	LSW	1-1/8	1-1/8
Brome Grass	SW	LSW	1-1/8	1-1/8
Crested Wheat	SW	LSW	1-1/8	1-1/8
White Clover	SW	SL or LW	1-1/8 w/ 1-1/8 pre-sieve	1-1/8
Sunflower	LW	SL/SD	1-1/8	1-1/8
Alfalfa	SW	SL or LW	1-1/8 w/ 1-1/8 pre-sieve	1-1/8
Flax	SW	SL or LW	1-1/8 w/ 1-1/8 pre-sieve	1-1/8
Mustard	SW	SL or LW	1-1/8 w/ 1-1/8 pre-sieve	1-1/8
Peas - Black eye	SW	SL	1-1/8	1-1/8
Wild Rice	SW	LSW	1-1/8	1-1/8
Safflower	LW	LSW	1-1/8	1-1/8

¹ Rotor Modules: LW - Large Wire; SW - Small Wire; LSW - Large Skip-Wire; SL - Slotted; SD - Solid;
RB - Round Bar

² Top Sieve Types: 1-1/8 std; 1-5/8 corn; 1-5/8 clozsz

³ Bottom Sieve Types: 1-1/8 clozsz; 1-5/8 clozsz; 2.5mm RH (round hole); 10 mm RH (round hole);
16mm RH (round hole); 18mm RH (round hole)

⁴ Multiple sieve listing indicates suitable performance with either type, choose based upon your crop mix

Notes :

Solid rotor modules are only offered as Factory Supplied Accessories (shipped loose with the combine) or as Parts Division Supplied Accessories (ordered through Parts Division).

Round hole sieves are only offered as Parts Division Supplied Accessories ordered through Parts Division.

2.5 mm round hole bottom sieves can be used for speciality crops such as alfalfa.

5 mm round hole bottom sieves can be used in larger clover type seeds and rape seed.

10 mm round hole bottom sieves can be used for milo/maize/sorghum and some small beans.

16 mm round hole bottom sieves can be used for soybeans, milo, popcorn and other similar sized seeds.

18 mm round hole bottom sieves can be used for large beans and some commercial corn.



**Axial-Flow® 20 and 30 Series Flagship COMBINES
PARTS DIVISION SUPPLIED ACCESSORIES**

<u>Part #</u>	<u>Description</u>	<u>Notes</u>
<u>Header Accessories</u>		
87041425	Kit,22/3200-AF Conv 12R	See 3200 Corn Head section for detail
87041928	Kit,22/3200-AF Conv 8R	See 3200 Corn Head section for detail
73340627	22/32/24/3400 Stalk Stompers	Corn Head Stalk Stompers (Available Ship Direct)
73340628	2600 Stalk Stompers	Corn Head Stalk Stompers (Available Ship Direct)
<u>Feeder Accessories</u>		
87715220	Feeder Lat Tilt Kit, Heavy-duty	Heavy-duty Lateral Feeder Tilt Kit
87751028	High Capacity Lift Kit	90 mm Lift Cylinders
84084681	Perf Feeder Floor Kit FI	Perforated Center Sect. of Feeder Floor
87730304	Stone Trap Sump Cover	Kit to Cover Feeder Rock Trap Sump
84398277	Stone Trap Conversion Kit	20/30 Series (gearbox, beater, rock sump, floors)
84398278	Non - Stone Trap conversion Kit	20/30 Series (gearbox, chain extension, floors, cover plates)
84179639	Rock Trap Feeder Chain	Serrated "U" Shape Slats
84179642	Non Rock Trap Feeder Chain	Serrated "U" Shape Slats
84179662	Serrated "U" Shaped Feeder Slat	
87360866	Serrated Rocktrap Beater Blade	1 Individual Serrated Beater Blade
84482583	Feeder Ring Kit	Feeder Rings for 20 Series machines
<u>Cleaning Accessories</u>		
87109815	Pre-sieve 1-1/8 in. Adjustable	52 in. - 1 1/8 Pre Sieve Grain Slat
87109817	Pre-sieve 1-1/8 in. Adjustable	62 in. - 1 1/8 Pre Sieve Grain Slat
87109819	Pre-sieve 1-5/8 in. Corn Slat Adjustable	52 in. - 1 5/8 Pre Sieve Grain Slat
87109821	Pre-sieve 1-5/8 in. Corn Slat Adjustable	62 in. - 1 5/8 Pre Sieve Grain Slat
87109824	Pre-sieve 1-5/8 in. Closz Slat Adjustable	52 in. - 1 5/8 Pre Sieve Closz Slat
87109826	Pre-sieve 1-5/8 in. Closz Slat Adjustable	62 in. - 1 5/8 Pre Sieve Closz Slat
84084985	Upper Sieve 1-1/8 in. Adjustable	52 in. - 1 1/8 Upper Sieve Closz Slat w/rake
84084984	Upper Sieve 1-1/8 in. Adjustable	2 of 62 in. - 1 1/8 Upper Sieve Closz Slat w/rake
84084982	Upper Sieve Peterson 1-1/8 in. Adjustable	52 in. - Upper Sieve Peterson w/rake
84084981	Upper Sieve Peterson 1-1/8 in. Adjustable	2 of 62 in. - Upper Sieve Peterson w/rake
84084662	Upper Sieve 1-5/8 in. Corn Slat Adjustable	52 in. - 1 5/8 Upper Sieve Corn Slat w/rake
84084664	Upper Sieve 1-5/8 in. Corn Slat Adjustable	2 of 62 in. - 1 5/8 Upper Sieve Corn Slat w/rake
84084323	Upper Sieve 1-5/8 in. Closz Slat Adjustable	52 in. - 1 5/8 Upper Sieve Closz Slat w/rake
84084324	Upper Sieve 1-5/8 in. Closz Slat Adjustable	2 of 62 in. - 1 5/8 Upper Sieve Closz Slat w/rake
84084325	Lower Sieve 1-1/8 in. Adjustable	52 in. - 1 1/8 Lower Sieve Grain Slat
84084326	Lower Sieve 1-1/8 in. Adjustable	2 of 62 in. - 1 1/8 Lower Sieve Grain Slat
84084327	Lower Sieve 1-5/8 in. Closz Slat Adjustable	52 in. - 1 5/8 Lower Sieve Closz Slat
84084328	Lower Sieve 1-5/8 in. Closz Slat Adjustable	2 of 62 in. - 1 5/8 Lower Sieve Closz Slat
84084506	Round Hole Sieve Assembly .10 diameter (2.5 mm)	52 in.
84084507	Round Hole Sieve Assembly .10 diameter (2.5 mm)	2 - 62 in.
9560145	Round Hole Sieve Assembly .63 diameter (16 mm)	52 in.
9560147	Round Hole Sieve Assembly .63 diameter (16 mm)	2 - 62 in.



**Axial-Flow® 20 and 30 Series Flagship COMBINES
PARTS DIVISION SUPPLIED ACCESSORIES**

<u>Part #</u>	<u>Description</u>	<u>Notes</u>
<u>Cleaning Accessories Continued</u>		
9560146	Round Hole Sieve Assembly .71 diameter (18 mm)	52 in.
9560148	Round Hole Sieve Assembly .71 diameter (18 mm)	2 - 62 in.
84084510	Round Hole Sieve Assembly .39 diameter (10 mm)	52 in.
84084511	Round Hole Sieve Assembly .39 diameter (10 mm)	2 - 62 in.
<u>Threshing/Separating Accessories</u>		
87587538	Beater Grate Cover Kit	Beater/Chopper Grate Cover
84084753	Modules, Standard Bar FI	1L & 1R Bar Modules (no wires)
84293303	Small Grain Modules FI	1L & 1R Small Wire HT Modules
84293306	Large Wire Modules HT FI	1L & 1R Large Wire Modules
84293301	Round Bar Modules FI	1L & 1R Round Bar Modules
87298940	Round Bar HT Modules FI	1L & 1R Heat Treated Round Bar Modules
84084747	Smooth Modules FI	1L & 1R Smooth/Solid Modules
84084751	Slotted Modules FI	1L & 1R Slotted Modules
84293295	Large Skip Modules FI	1L & 1R Large Skip Wire Modules
87584185	Rotor Cage Cover Kit - Front	1L & 1R Concave Area Cage Covers
84293304	Hard Thresh Rotor Kit	1R & 1L Concave Module w/covers & 2 cage covers
87741400	Hard Thresh Right Side Module	
87741402	Hard Thresh Left Side Module	
87376702	Rotor Wear Bar Kit	
73340428	AFX Rotor Straight Bar Kit	Set of 4 Straight AFX Extended Wear Straight Bars
87493756	Opening Windrow Door Kit	20 Series - converts fixed windrow door to windrow door
87328003	Adjustable Discharge Rotor Deflector	Manual Adjust Rotor Discharge Deflector Kit
87724575	Windrow Chute	Adjustable Windrow Chute
87561729	Electric Adjustable Spread Kit	20 Series In Cab Electric Adjust Spreader Pans - Includes 3 actuators, switch and hinged pans
87723223	Chopper Conversion Kit	Converts Beater Machine to 28 Blade Chopper
84276086	40 Blade MagnaCut Chopper	
84424433	MagnaCut Counter Knife Insert Assembly	Includes Chopper Pan and Counter Knife Bank
84191696	MagnaCut Knife Assembly	
84226177	MagnaCut Shred Bar	
84232968	MagnaCut Rotating Knife Blades	
<u>Clean Grain/Tailings Accessories</u>		
87743231	Hard Thresh Tailings Kit Extended Wear	20 Series (tailings proc. and trough cover)
87753906	2-Speed Clean Grain Elevator Kit	20 Series 2-Speed Elevator - Inc. 2 elevator drive pulleys
84084680	Grain Storage ACC FI	Perforated Elevator Boot and Cross Auger Troughs
87471943	36 in. Unload Auger Extension A	36 in. Red Unload Auger Extension (ext. wear)
84261030	52 in. Unload Auger Extension A	52 in. Red Unload Auger Extension (ext. wear)



**Axial-Flow® 20 and 30 Series Flagship COMBINES
PARTS DIVISION SUPPLIED ACCESSORIES**

<u>Part #</u>	<u>Description</u>	<u>Notes</u>
<u>Clean Grain/Tailings Accessories</u>		
<u>Continued</u>		
84513184	86" High Capacity Unload Extension	30 Series Long Extended Wear Unload Auger Ext. for 45 ft. head offering
84126280	Hydraulic Unload Cylinder	40 mm Rod and Large Bore Diameter Swing Cyl.
87662984	Grain Tank Trough Liners	Stainless Steel Grain Tank Cross Auger Liners
84175802	315 bu. Canvas Grain Tank Cover	7120 and 7230 Canvas Grain Tank Cover
84175803	350 bu. Canvas Grain Tank Cover	8120/9120/8230/9230 Canvas Grain Tank Cover
84224864	315 bu. Hydraulic Folding Grain Tank Cover	7120/7230 Hydraulic Folding Grain Tank Covers (includes hydraulic cyl, linkages, tank extension)
84224865	350 bu. Hydraulic Folding Grain Tank Cover	8120/9120 Hydraulic Folding Grain Tank Covers (includes hydraulic cyl, linkages, tank extension)
84428388	GT Extensions-manual to power extensions	Converts a MY'07 to MY'09 7010 or 8010 manual grain tank to a hydraulic in cab folding
84428386	GT Extensions-manual to power extensions	Converts a MY'10 and after 20 Series manual grain tank to a hydraulic in cab folding
84403634	GT Extensions-manual to power extensions	Converts a 30 Flagship Series manual grain tank to a hydraulic in cab folding
84120560	Hydraulic Cross Auger Kit	20 Series Hydraulic Grain Tank Cross Auger Kit - independent operation of cross augers
84158659	Rubber Discharge Spout	10 and 20 Series Rubber Vertical Discharge Boot
<u>Chassis Accessories</u>		
84081054	Work Light	Service/Mobile Work Light (cigarette lighter plug)
84084476	Lights, Roof HID FI	2 Cab Mounted HID Lights
84084936	Fire Extinguisher NA FI	Fire Extinguisher and mounting kit
87530962	Platform Extension 10 in. FI (250 mm)	Platform Extension with right side light bar (Red)
87530963	Platform Extension 20 in. FI (500 mm)	Platform Extension with right side light bar (Red)
87530964	Platform Extension 30 in. FI (750 mm)	Platform Extension with right side light bar (Red)
84083386	Fixed NA Trailer Hitch	NA Drawbar Style Hitch
84050430	Counterweight Wheels 400 kg FI A	Rim Mounted Weights (882 lbs.)
84050431	Counterweight Wheels 200 kg FI A	Rim Mounted Weights (441 lbs.)
84050432	Counterweight Wheel 600 kg FI A	Rim Mounted Weights (1323 lbs.)
84060286	4 in. Wheel Spacer	4 in. Wheel Spacer for Single Tires dished in only
84095955	Axle Extensions 316 mm FI (11/111FD)	Bull Gear Final Drive Extensions (316 mm)
84095956	Axle Extensions 316 mm FI (Plan FD)	7120 Planetary Final Drive Extensions (316 mm)
84095959	Axle Extensions 316 mm FI (Plan FD)	81/9120 and 30 Series FS Planetary Final Drive Extensions (316 mm)
84095960	Axle Extensions 265 mm FI (11/111FD)	Bull Gear Final Drive Extensions (265 mm)
84095961	Axle Extensions 265 mm FI (Plan FD)	7120 Planetary Final Drive Extensions (265 mm)
84095964	Axle Extensions 265 mm FI (Plan FD)	81/9120 and 30 Series FS Planetary Final Drive Extensions (265 mm)
84095965	Axle Extensions 138 mm FI (11/111FD)	Bull Gear Final Drive Extensions (138 mm)
84095966	Axle Extensions 138 mm FI (Plan FD)	Planetary Final Drive Extensions (138 mm)
84110799	Kit, Dual Speed PRA	2 Speed PRA Kit
87744740	Kit, PRA Axle (bolt style hub)	7120/8120/9120 Complete Axle Assembly w/motors
84337623	Cab Footrest	Pegs and Mounting Hardware for footrests
84530781	Hand Wash Station	30 Series Water Bottle and mounting hardware



**Axial-Flow® 20 and 30 Series Flagship COMBINES
PARTS DIVISION SUPPLIED ACCESSORIES**

<u>Part #</u>	<u>Description</u>	<u>Notes</u>
<u>AFS/AccuGuide Misc.</u>		
84150838	162 Receiver	
87369143	Kit, CIH 262 HP/XP with base mounting plate	HP/XP Unlock Receiver with base
87595761	Kit, CIH 262 WAAS/VBS w/ base mounting plate	WAAS Receiver with base
87518983	Navigation Controller - GPS Guidance	
87534713	162/262 GPS Mounting Package (GT covers)	Roof Mount Bracket and Harness
87583592	162/262 GPS Mounting Package (GT ext.)	Grain Tank Mount and Harness
84187624	PCMCIA Card Adapter and 4GB Card	For Pro 600
84095875	Printer	
<u>Engine Accessories</u>		
84111565	Brush, Rotary Air Screen Internal	Metal RAS Brush Kit (brush, actuator and wiring)
84081390	8.7 L Coolant Heater FI	Engine Heater
84081496	10.3 or 12.9 Coolant Heater FI	Engine Heater
87755811	Separ Fuel Filter	For use where fuel quality is poor
87557858	Anti Static Kit	For use in extremely dry, dusty conditions (engine and cleaning fan brushes and ground strap)
84322445	Air Compressor Kit - C9	7230 Air Compressor Kit
84216071	Air Compressor Kit - C13	8230 or 9230 Air Compressor Kit

AGRICULTURAL EQUIPMENT

U.S. PRICE LIST

FARMALL® 100A SERIES TRACTORS

PL-100 FAM REVISION 3

SAP PRICE LIST 005 CJ

EFFECTIVE SEPTEMBER 9, 2013

THIS IS A COMPLETE REVISION

This price list is intended for dealers with the AG and AL contracts.

This Complete Revision includes new or revised information and replaces all prior revisions.

The prices included in this revision supersede any prices established prior to the effective date shown unless specifically identified in a price bulletin as superseding this price list.

NOTE: Dealers should retain prior price list pages for any discontinued machines or attachments remaining in inventory.

Copyright 2013 By

CNH America LLC



GENERAL INFORMATION

ADVANCE FREIGHT

Advance freight will be added to the machinery invoice as a separate net charge for machinery shipped from field locations or from other than specified Ex Works locations.

PRICES

Prices are Ex Works factory, where the goods are manufactured, except where noted. For detailed information concerning prices, please refer to your OPERATING GUIDE.

CONTENTS OF ORGANIZATION

CNH America LLC issues price lists and revisions covering each Case IH contract. The U.S. Price List is published in U.S. funds and the Canadian Price List is published in Canadian funds. Ensure that you are using the correct price list. U.S. or Canada is referenced at the top of each page and the Canadian price lists have a Maple Leaf on the price list cover page.

Freight, duty and sales taxes are NOT included in any wholegoods or attachment prices shown in the price list. Any appropriate freight, duty, Federal, State, and Provincial taxes will be added to the machinery invoice as separate net charges.

PROCEDURE

The price pages for each machine (or group of machines) lists both "Factory Supplied Options" and/or "Factory Supplied Attachments."

Each price list is comprised of the various machines sold under that contract. Each price book section has "Factory Supplied Options" and/or "Factory Supplied Attachments" price pages. When ordering and pricing a machine follow the ordering instructions listed for that machine. Attachments listed following the "Factory Supplied Attachments" heading are available for installation in the field.



GENERAL INFORMATION

DISTRIBUTION OF PRICE LISTS

Price lists and periodic price list revisions will be posted on the Dealer Portal, and distributed electronically when possible.

Printed copies of current price lists, index tabs and binders can be purchased from the Document Management Center (DMC). Orders should be placed only through the DMC web site link located on the Dealer Portal.

Document Management Center (DMC)
2205 Durand Avenue
Racine, WI 53403

DMC customer service:
(for inquiries - not to place orders)
(262)636-7540
Internal E-mail: #NA DMC ORDER CENTER

Complete U.S. Price List is PL-100
Complete Canadian Price List is PLC-100

Periodic price list revisions are usually accompanied by a cover sheet which carries instructions on price page changes and where to insert replacement or new price pages. The revisions are dated and are effective as of that date.



**FARMALL® 100A SERIES TRACTORS
TABLE OF CONTENTS**

FARMALL ® 100A SERIES TRACTORS

FARMALL 110A TRACTOR	
Standard Features	1
Price List	4
FARMALL 120A TRACTOR	
Standard Features	11
Price List	14
FARMALL 125A TRACTOR	
Standard Features	21
Price List	24
FARMALL 140A TRACTOR	
Standard Features	31
Price List	34
FARMALL ® 100A SERIES TIRE CHART	40 - 41
CASE IH PURCHASED PROTECTION PLAN.....	42

**FARMALL® 110A TRACTOR
US PRICE LIST**

**(Ex Works Queretaro, Mexico)
Standard Equipment**

ENGINE:

90 PTO hp @ 2200 RPM
4 Cylinder Turbocharged
273 cu. in. (4.5 L) Displacement
2 valves per cylinder
Bosch fuel injection pump (mechanical)
Air Cleaner w/ Precleaner
Hand and foot throttle
40.0-gallon (150 L) Fuel Tank with guard
Grid Heater Starting Aid

EXHAUST:

A-Post exhaust with integral muffler

OPERATOR PROTECTIVE STRUCTURE:

ROPS: 2-post foldable ROPS with iso-mounted flat deck platform
Left side entry with steps
Steering wheel: Tilt
Seat: Mechanical suspension seat with operator's presence sensor, and lap belt
Deluxe full coverage floor mat

CAB: ROPS protected, iso-mounted flat deck platform, heater and air conditioner (with 4 speed pressurizer), tinted windshield, two speed front wiper and washer, rear wiper and washer, two doors with locks, hinged rear window (fully opens), radio ready (2 speakers, wiring, antenna), interior rear view mirror, interior dome light
Steering wheel: tilt
Seat: Mechanical suspension seat with operator's presence sensor and lap belt

INSTRUMENTATION:

Analog/Digital instrumentation cluster with LCD display
Warning lights for air cleaner service, alternator, oil pressure, fuel sediment/water sensor, headlight high beam and parking brake
Gauges for fuel level, engine temperature, tachometer (mechanical) and hour meter.

TRANSMISSION:

8F x 8R Synchronized Mechanical Reverser (Optional)
Steering column mounted Left Hand synchronized mechanical shuttle.
Fully Synchronized Gears
4 Gears in 2 Ranges
14 in. Cerametallic Clutch

8F x 8R with Power Shuttle
Steering column mounted Left Hand
Power clutchless shuttle (F/R)
Fully Synchronized Gears
4 gears in 2 ranges
Multiplate wet clutch design

16F x 8R with Power Shuttle and Hi/Lo (optional)
Steering column mounted Left Hand
Power clutchless shuttle (F/R)
Fully Synchronized
Two speed Hi/Lo powershift
Multiplate wet clutch design

All transmission versions:

19 mph (30 kph)
25 mph (40 kph) (optional)
Speed varies with tire selection

**FARMALL® 110A TRACTOR
US PRICE LIST**

**(Ex Works Queretaro, Mexico)
Standard Equipment**

STEERING/BRAKES:

Hydrostatic Power Steering
Hydraulically actuated wet disc brakes
(self-equalizing and self-adjusting)
Independent Parking brake
(automotive style)

Rear Axle:

Heavy Duty Flange type
Electro-hydraulic engaged differential
lock
Standard rear tires:
18.4R34 8PR (R1)

HYDRAULICS:

Fixed Displacement (FD) system
GearPump:
Maximum flow at rated engine speed:
22 gpm (83 l/m) flow
(implement pump)
9 gpm (34 l/m) flow
(steering and operating circuits)
31 gpm (121 l/m) total tractor
hydraulic flow
Two closed-center load sense (CCLS)
remote valves with quick couplers and
flow control.
Dual individual levers on RH console

HITCH:

CAB and ROPS versions:
3-point hitch category II with flex link
ends and telescoping stabilizers
Mechanical draft control (MDC)
(Top link sensing)
Single lift rod turnbuckle adjuster
7200 lb./3266 kg lift capacity (SAE)
with a single internal and dual
external lift cylinder
Category II Offset swinging drawbar

AXLES:

2WD Front Axle:
55 degree Turning Angle
Single steering cylinder
Adjustable Tread Width from
64.0 in. to 80.0 in. (May vary
up to 1 in. depending on tires)
Standard front tires:
10.00-16 8PR (F2)

PTO:

Independent 540/1000 RPM with
two individual shafts
Multi-plate wet clutch design
Single lever - mechanical engagement
Flip-up PTO shaft guard

ELECTRICAL:

CAB and ROPS:
(1) 12-volt 950 cca / 132 amp hr
battery
120 Amp Alternator
Geared starter motor (4.2kW)
7-pin outlet for trailer / implement
lighting
Rear 3-pin implement socket (40 amp)

MFD Front Axle:

Class III MFD Axle
55 degree Turning Angle
Dual steering cylinders
12 degree Axle Oscillation
Electro-hydraulic MFD engagement
Limited Slip Differential
Drive Shaft Shield
Adjustable tread width from
64 in. to 80 in. (May vary
up to 1 in. depending on tires)
Standard front tires:
14.9R24 6PR (R1)

CAB versions ONLY:

Two roof mounted single pin outlets
for beacon
Cigar lighter

**FARMALL® 110A TRACTOR
US PRICE LIST**

**(Ex Works Queretaro, Mexico)
Standard Equipment**

LIGHTING:

ROPS:

Two front headlights

Worklights

Two grill mounted forward facing

One halogen rear facing

Two taillights / brake lights

Turn indicators

Flashing safety lights front and rear
facing

CAB:

Two front headlights

Worklights

Two grill mounted forward facing

Two cab roof mounted forward
facing

Two cab roof mounted rear facing

Two taillights / brake lights

Turn indicators

Flashing safety lights front and rear
facing

MISCELLANEOUS:

Pivoting engine hood

Operators manual

SMV emblem

Horn

NEBRASKA TEST REPORT STATUS:

Nebraska permit applied; TBD

**FARMALL® 110A TRACTOR
US PRICE LIST**

(Ex Works Queretaro, Mexico)

Models

COMMERCIAL MODEL	VERSION	TRACTION	Weight		List Price
FARMALL 110A TRACTOR	Rops	2 WD	8,002 LB		\$49,071.00
FARMALL 110A TRACTOR	Rops	4 WD	8,642 LB		\$55,676.00
FARMALL 110A TRACTOR	Cab	2 WD	8,708 LB		\$58,398.00
FARMALL 110A TRACTOR	Cab	4 WD	9,347 LB		\$65,003.00

Factory Supplied Options

Order Code	Description	Weight		List Price
------------	-------------	--------	--	------------

OPERATOR STRUCTURE

SD_T9280 STEPS

ROPS				
	390460	LH Steps Only & RH Guard Rail		No Charge
	337102	Left Hand and Right Hand Steps		\$312.00
CAB				
	X92801X	Less LH and RH Steps LH and RH steps are included in the cab option		No Charge

SEAT

SD_T8500 SEAT

ROPS				
	332254	Deluxe Vinyl Mechanical Seat		No Charge
CAB				
	390346	Deluxe Fabric Mechanical Seat		No Charge
	330258	Air Suspension Seat.		\$860.00

**FARMALL® 110A TRACTOR
US PRICE LIST**

(Ex Works Queretaro, Mexico)

ENGINE

EXHAUST SYSTEMS

SD_T1510 ENGINE EXHAUST

	390152	Vertical Exhaust Vertical Exhaust Less Dust Ejector			No Charge
	330152	Vertical Exhaust w/ dust eject Vertical Exhaust with Dust Ejector			\$214.00

AUX FUEL FILTER

SD_T1946 FUEL FILTER

	391237	Std duty fuel filtra			No Charge
--	--------	----------------------	--	--	-----------

TRANSMISSION

TRANSMISSION

SD_T2800 SPEED

2WD/MFD					
	393280	30 KPH.			No Charge
MFD Only					
	337280	40 KPH			\$230.00

SD_T2810 TRANSMISSION

	390340	8x8 with Synch Mech Rev 8x8 with Synchronized Mechanical Reverser Synchro-speeds and Dry Clutch			(\$1,859.00)
	330059	8x8 With Power Shuttle 8x8 with Power Shuttle Synchro-speeds			No Charge
	330061	16x8 With Power Shuttle 16x8 with Power Shuttle and Hi-Lo Synchro-speeds			\$1,864.00

SD_T3230 CREEPER or Interlock

	390266	Less Creeper.			No Charge
	330066	10:1 Creeper Creeper Transmission (10:1 Ratio)			\$2,306.00

BACK-UP ALARM

SD_T9249 REVERSE ALARM

	390384	Less Reverse Alarm			No Charge
	330692	Reverse Alarm			\$155.00

**FARMALL® 110A TRACTOR
US PRICE LIST**

(Ex Works Queretaro, Mexico)

HITCH

SD_T8950 AUX RAMS

	336784	Hyd Lift w/ 1 int. & 1 ext cyl Hydraulic lift with 1 internal and 1 external lift cylinders (5,400 lbs/2,449 kgs lift capacity) with telescopic stabilizers.			(\$611.00)
	339784	Hyd Lift w/ 1 int. & 2 ext cyl Hydraulic lift with 1 internal and 2 external lift cylinders (7,200 lbs/3,266 kgs lift capacity) with telescopic stabilizers			No Charge

HITCH AND DRAWBAR

SD_T8900 REAR HITCHES/DRAWBAR

	392905	Swinging Drawbar Less Clevis Independent swinging drawbar less clevis			No Charge
	330937	Swinging Drawbar With Clevis Independent swinging drawbar with clevis			\$134.00

REAR 3-POINT

SD_T8960 3 - POINT LINKAGE-REAR

	390351	Cat 2 Flex Links MDC Cat 2 flex links for MDC (Mechanical Draft Control)			No Charge
	330148	Cat 2 QA Links MDC Cat 2 Quick attach links for MDC (Mechanical Draft Control)			\$393.00

HYDRAULICS

SD_T8270 REAR REMOTES

	334107	2 Dlx Rear Remotes w/ Couplers 2 Deluxe Rear Remotes with Couplers and flow control			No Charge
	336107	4 Dlx Rear Remotes w/ Couplers 4 Deluxe Rear Remotes with Couplers and flow control			\$1,901.00

FRONT AXLE

SD_T4010 FRONT AXLE

2WD					
	390338	2WD Front Axle.			No Charge
	330407	Heavy-duty 2WD axle			\$2,438.00
MFD					
	XT401XX	Less 2WD Front Axle			No Charge

**FARMALL® 110A TRACTOR
US PRICE LIST**

(Ex Works Queretaro, Mexico)

FRONT WHEELS AND TIRES

SD_T4940 FRONT WHEELS AND TIRES

2WD					
	8114401	10.00-16 8PR (F2) Any brand			No Charge
	8180520	10.00x16 8-ply For HD Axle Any brand Not compatible with Std 2WD Front Axle.			No Charge
	8199101	Front Shipping Wheels-2wd			(\$730.00)
MFD					
	8230202	13.6x24 6PR R1 ANY B Any brand			(\$73.00)
	8235301	12.4-24 6PR Any brand			(\$73.00)
	8241301	14.9-28 6PR Any brand			\$242.00
	8240301	14.9-24 6PR Any brand			No Charge
	8282501	14.9x28 6PR R2 Any Brand			\$292.00
	8299905	Front Shipping Wheels-4WD			(\$1,613.00)

REAR AXLE

SD_T3200 REAR AXLE

	390331	Heavy Duty Flange Axle			No Charge
	330331	98 in. bar axle (Steel Wheels)			\$1,240.00

REAR WHEELS AND TIRES

SD_T4950 REAR WHEELS AND TIRES

Singles for Flange Axle					
	8391904	19.5L-24 10 PR R4 2WD Only ROPS Only Firestone Brand			(\$502.00)
	8355301	16.9-30 6PR Any brand			(\$447.00)
	8357601	18.4x30 8 ply R1 Any brand			(\$514.00)
	8320891	18.4x30 10 ply R1 Any brand			(\$411.00)

**FARMALL® 110A TRACTOR
US PRICE LIST**

(Ex Works Queretaro, Mexico)

	8380200	23.1x30 10PR R1 Any Brand			(\$304.00)
	8380400	23.1x30 10PR R2 Any Brand Not allowed with Rear Wheel Weights (330471).			(\$304.00)
	8365601	18.4-34_8PR Any brand			No Charge
	8334606	18.4X38 8 ply R1 (W1) Any brand			\$540.00
	8380100	12.4x42 8PR R1 Any Brand			\$942.00
	8399905	Shipping Wheels-Rear			(\$2,780.00)
Duals for Bar Axle					
	8318690	DUAL 12.4x42 R1 - An Any Brand			\$5,175.00
	8480802	DUAL 18.4X38 8ply R1 Any brand			\$4,372.00
	8480701	DUAL 18.4x34 8ply R1 Any brand			\$3,291.00
Singles for Bar Axle					
	8318590	SINGLE 12.4x42 R1 Any Brand			\$942.00
	8322891	SINGLE 18.4X38322891 Any brand			No Charge
	8390601	18.4X38 8 ply8390601 Any brand			\$540.00
	8399906	Rear Shipping Wheels			(\$2,780.00)

FENDERS

FRONT FENDERS

SD_T8740 FRONT FENDERS

2WD					
	XT8740X	Standard less front fenders			No Charge
MFD					
	390860	Less Front Fenders			No Charge
	338496	Front Fenders MFD Front Fenders Not compatible with loader ready			\$583.00

**FARMALL® 110A TRACTOR
US PRICE LIST**

(Ex Works Queretaro, Mexico)

LOADER

LOADER EQUIPMENT

SD_T8110 LOADER BRACKETS

	391489	Less Loader Bracket Less valve, joystick, and subframe			No Charge
	330196	Complete Loader Ready Complete "Loader Ready" includes TPS Mount Bracket Set (with Grill Guard) and Loader Mounted Valve - 2 function mechanical (Includes valve, joystick, cables, & hose kit)			\$3,519.00

OTHER EQUIPMENT

FRONT BALLAST

SD_T2150 FRONT BALLAST

	390215	Less Front Carrier and Weights			No Charge
	330217	Narrow front weight carrier Holds up to 8 weights			\$286.00
	330214	Front Weight Carrier +12 wghts Front weight carrier and 12 weights, 68 lbs /31 kgs each			\$1,596.00

REAR BALLAST

SD_T4961 REAR BALLAST

	390497	Less Rear Wheel Weights			No Charge
	330497	6 rear wheel weights 6 rear wheel weights for bar axle, 88 lbs/65 kgs each			\$773.00
	330471	6 rear wheel weights 6 rear wheel weights for flange axle, 88 lbs/40 kgs each Not available with 18.4 x 30 (8357601 or 8357604), 19.5L24 (8391505 or 8391904), 23.1x30 10PR R2 (8380400) or Rear Shipping Wheels (8399905).			\$773.00
	334354	10 rear wheel weight 10 rear wheel weights for bar axle, 143 lbs/65 kg each			\$1,289.00
	332497	12 Rear Wheel Weights 12 rear wheel weights for flange axle, 88 lbs/ 40 kgs each For use with 18.4x38 (8334606 or 8328604)			\$1,545.00

**FARMALL® 110A TRACTOR
US PRICE LIST**

(Ex Works Queretaro, Mexico)

OPERATOR'S MANUAL

SD_T9802 OPERATORS MANUAL

	330298	French Operators Manual Additional French operator's manual and decals (in a bag). The base machine includes English manual and installed English decals.			No Charge
	XT9802X	Less add'l operator manual Less Additional Operator's Manual English Manual is supplied as base equipment			No Charge
	334986	North American Spanish Manual			No Charge

**FARMALL® 120A TRACTOR
US PRICE LIST**

**(Ex Works Queretaro, Mexico)
Standard Equipment**

ENGINE:

96 PTO hp @ 2200 RPM
4 Cylinder Turbocharged
273 cu. in. (4.5 L) Displacement
2 valves per cylinder
Bosch fuel injection pump (mechanical)
Air Cleaner w/ Precleaner
Hand and foot throttle
40.0-gallon (150 L) Fuel Tank with guard
Grid Heater Starting Aid

EXHAUST:

A-Post exhaust with integral muffler

OPERATOR PROTECTIVE**STRUCTURE:**

ROPS: 2-post foldable ROPS with iso-mounted flat deck platform
Left side entry with steps
Steering wheel: Tilt
Seat: Mechanical suspension seat with operator's presence sensor, and lap belt
Deluxe full coverage floor mat

CAB: ROPS protected, iso-mounted flat deck platform, heater and air conditioner (with 4 speed pressurizer), tinted windshield, two speed front wiper and washer, rear wiper and washer, two doors with locks, hinged rear window (fully opens), radio ready (2 speakers, wiring, antenna), interior rear view mirror, interior dome light
Steering wheel: tilt
Seat: Mechanical suspension seat with operator's presence sensor and lap belt

INSTRUMENTATION:

Analog/Digital instrumentation cluster with LCD display
Warning lights for air cleaner service, alternator, oil pressure, fuel

INSTRUMENTATION: (continued)

sediment/water sensor, headlight high beam and parking brake
Gauges for fuel level, engine temperature, tachometer (mechanical) and hour meter.

TRANSMISSION:

8F x 8R Synchronized Mechanical Reverser (Optional)
Steering column mounted Left Hand synchronized mechanical shuttle.
Fully Synchronized Gears
4 Gears in 2 Ranges
14 in. Cerametallic Clutch

8F x 8R with Power Shuttle
Steering column mounted Left Hand
Power clutchless shuttle (F/R)
Fully Synchronized Gears
4 gears in 2 ranges
Multiplate wet clutch design

16F x 8R with Power Shuttle and Hi/Lo (optional)
Steering column mounted Left Hand
Power clutchless shuttle (F/R)
Fully Synchronized
Two speed Hi/Lo powershift
Multiplate wet clutch design

All transmission versions:

19 mph (30 kph)
25 mph (40 kph) (optional)
Speed varies with tire selection

STEERING/BRAKES:

Hydrostatic Power Steering
Hydraulically actuated wet disc brakes (self-equalizing and self-adjusting)
Independent Parking brake (automotive style)

**FARMALL® 120A TRACTOR
US PRICE LIST**

**(Ex Works Queretaro, Mexico)
Standard Equipment**

HYDRAULICS:

Fixed Displacement (FD) system
GearPump:
Maximum flow at rated engine speed:
22 gpm (83 l/m) flow
(implement pump)
9 gpm (34 l/m) flow
(steering and operating circuits)
31 gpm (121 l/m) total tractor
hydraulic flow
Two closed-center load sense (CCLS)
remote valves with quick couplers and
flow control.
Dual individual levers on RH console

AXLES:

2WD Front Axle:
55 degree Turning Angle
Single steering cylinder
Adjustable Tread Width from
64.0 in. to 80.0 in. (May vary
up to 1 in. depending on tires)
Standard front tires:
10.00-16 8PR (F2)

MFD Front Axle:

Class III MFD Axle
55 degree Turning Angle
Dual steering cylinders
12 degree Axle Oscillation
Electro-hydraulic MFD engagement
Limited Slip Differential
Drive Shaft Shield
Adjustable tread width from
64 in. to 80 in. (May vary
up to 1 in. depending on tires)
Standard front tires:
14.9R24 6PR (R1)

Rear Axle:

Heavy Duty Flange type
Electro-hydraulic engaged differential
lock
Standard rear tires:
18.4R34 8 PR (R1)

HITCH:

CAB and ROPS versions:
3-point hitch category II with flex link
ends and telescoping stabilizers
Mechanical draft control (MDC)
(Top link sensing)
Single lift rod turnbuckle adjuster
7200 lb./3266 kg lift capacity (SAE)
with a single internal and dual
external lift cylinder
Category II Offset swinging drawbar

PTO:

Independent 540/1000 RPM with
two individual shafts
Multi-plate wet clutch design
Single lever - mechanical engagement
Flip-up PTO shaft guard

ELECTRICAL:

CAB and ROPS:
(1) 12-volt 950 cca / 132 amp hr
battery
120 Amp Alternator
Geared starter motor (4.2kW)
7-pin outlet for trailer / implement
lighting
Rear 3-pin implement socket (40 amp)

CAB versions ONLY:

Two roof mounted single pin outlets
for beacon
Cigar lighter

**FARMALL® 120A TRACTOR
US PRICE LIST**

**(Ex Works Queretaro, Mexico)
Standard Equipment**

LIGHTING:

ROPS:

Two front halogen headlights
Worklights
Two grill mounted forward facing
One halogen rear facing
Two taillights / brake lights
Turn indicators
Flashing safety lights front and rear facing

CAB:

Two front halogen headlights
Worklights
Two grill mounted forward facing
Two cab roof mounted forward facing
Two cab roof mounted forward facing
Two cab roof mounted rear facing
Two taillights / brake lights
Turn indicators
Flashing safety lights front and rear facing

MISCELLANEOUS:

Pivoting engine hood
Operators manual
SMV emblem
Horn

NEBRASKA TEST REPORT STATUS:

Nebraska permit applied; TBD

**FARMALL® 120A TRACTOR
US PRICE LIST**

(Ex Works Queretaro, Mexico)
Models

COMMERCIAL MODEL	VERSION	TRACTION	Weight	List Price
FARMALL 120A TRACTOR	Rops	2 WD	8,091 LB	\$52,757.00
FARMALL 120A TRACTOR	Rops	4 WD	8,818 LB	\$59,362.00
FARMALL 120A TRACTOR	Cab	2 WD	8,884 LB	\$62,084.00
FARMALL 120A TRACTOR	Cab	4 WD	9,524 LB	\$68,689.00

Factory Supplied Options

Order Code	Description	Weight	Factory Data	List Price
------------	-------------	--------	--------------	------------

OPERATOR STRUCTURE

SD_T9280 STEPS

ROPS				
	390460	LH Steps Only & RH Guard Rail		No Charge
	337102	Left Hand and Right Hand Steps		\$312.00
CAB				
	X92801X	Less LH and RH Steps LH and RH steps are included in the cab option		No Charge

SEAT

SD_T8500 SEAT

ROPS				
	332254	Deluxe Vinyl Mechanical Seat		No Charge
CAB				
	390346	Deluxe Fabric Mechanical Seat		No Charge
	330258	Air Suspension Seat.		\$860.00

**FARMALL® 120A TRACTOR
US PRICE LIST**

(Ex Works Queretaro, Mexico)

ENGINE

EXHAUST SYSTEMS

SD_T1510 ENGINE EXHAUST

	390152	Vertical Exhaust Vertical Exhaust Less Dust Ejector			No Charge
	330152	Vertical Exhaust w/ dust eject Vertical Exhaust with Dust Ejector			\$214.00

AUX FUEL FILTER

SD_T1946 FUEL FILTER

	391237	Std duty fuel filtra			No Charge
--	--------	----------------------	--	--	-----------

TRANSMISSION

TRANSMISSION

SD_T2800 SPEED

2WD/MFD					
	393280	30 KPH.			No Charge
MFD Only					
	337280	40 KPH			\$230.00

SD_T2810 TRANSMISSION

	390340	8x8 with Synch Mech Rev 8x8 with Synchronized Mechanical Reverser Synchro-speeds and Dry Clutch			(\$1,859.00)
	330059	8x8 With Power Shuttle 8x8 with Power Shuttle Synchro-speeds			No Charge
	330061	16x8 With Power Shuttle 16x8 with Power Shuttle and Hi-Lo Synchro-speeds			\$1,864.00

SD_T3230 CREEPER or Interlock

	390266	Less Creeper.			No Charge
	330066	10:1 Creeper Creeper Transmission (10:1 Ratio)			\$2,306.00

BACK-UP ALARM

SD_T9249 REVERSE ALARM

	390384	Less Reverse Alarm			No Charge
	330692	Reverse Alarm			\$155.00

**FARMALL® 120A TRACTOR
US PRICE LIST**

(Ex Works Queretaro, Mexico)

HITCH

SD_T8950 AUX RAMS

	336784	Hyd Lift w/ 1 int. & 1 ext cyl Hydraulic lift with 1 internal and 1 external lift cylinders (5,400 lbs/2,449 kgs lift capacity) with telescopic stabilizers.			(\$611.00)
	339784	Hyd Lift w/ 1 int. & 2 ext cyl Hydraulic lift with 1 internal and 2 external lift cylinders (7,200 lbs/3,266 kgs lift capacity) with telescopic stabilizers			No Charge

HITCH AND DRAWBAR

SD_T8900 REAR HITCHES/DRAWBAR

	392905	Swinging Drawbar Less Clevis Independent swinging drawbar less clevis			No Charge
	330937	Swinging Drawbar With Clevis Independent swinging drawbar with clevis			\$134.00

REAR 3-POINT

SD_T8960 3 - POINT LINKAGE-REAR

	390351	Cat 2 Flex Links MDC Cat 2 flex links for MDC (Mechanical Draft Control)			No Charge
	330148	Cat 2 QA Links MDC Cat 2 Quick attach links for MDC (Mechanical Draft Control)			\$393.00

HYDRAULICS

SD_T8270 REAR REMOTES

	334107	2 Dlx Rear Remotes w/ Couplers 2 Deluxe Rear Remotes with Couplers and flow control			No Charge
	336107	4 Dlx Rear Remotes w/ Couplers 4 Deluxe Rear Remotes with Couplers and flow control			\$1,901.00

FRONT AXLE

SD_T4010 FRONT AXLE

2WD					
	390338	2WD Front Axle.			No Charge
	330407	Heavy-duty 2WD axle			\$2,438.00
MFD					
	XT401XX	Less 2WD Front Axle			No Charge

**FARMALL® 120A TRACTOR
US PRICE LIST**

(Ex Works Queretaro, Mexico)

FRONT WHEELS AND TIRES

SD_T4940 FRONT WHEELS AND TIRES

2WD						
		8114401	10.00-16 8PR (F2) Any brand			No Charge
		8180520	10.00x16 8-ply For HD Axle Any brand Not compatible with Std 2WD Front Axle.			No Charge
		8199101	Front Shipping Wheels-2wd			(\$730.00)
MFD						
		8230202	13.6x24 6PR R1 ANY B Any brand			(\$73.00)
		8235301	12.4-24 6PR Any brand			(\$73.00)
		8241301	14.9-28 6PR Any brand			\$242.00
		8240301	14.9-24 6PR Any brand			No Charge
		8282501	14.9x28 6PR R2 Any Brand			\$292.00
		8299905	Front Shipping Wheels-4WD			(\$1,613.00)

REAR AXLE

SD_T3200 REAR AXLE

		390331	Heavy Duty Flange Axle			No Charge
		330331	98 in. bar axle (Steel Wheels)			\$1,240.00

REAR WHEELS AND TIRES

SD_T4950 REAR WHEELS AND TIRES

Singles for Flange Axle						
		8391904	19.5L-24 10 PR R4 2WD Only ROPS Only Firestone Brand			(\$502.00)
		8355301	16.9-30 6PR Any brand			(\$447.00)
		8357601	18.4x30 8 ply R1 Any brand			(\$514.00)
		8320891	18.4x30 10 ply R1 Any brand			(\$411.00)

**FARMALL® 120A TRACTOR
US PRICE LIST**

(Ex Works Queretaro, Mexico)

	8380200	23.1x30 10PR R1 Any Brand			(\$304.00)
	8380400	23.1x30 10PR R2 Any Brand Not allowed with Rear Wheel Weights (330471).			(\$304.00)
	8365601	18.4-34_8PR Any brand			No Charge
	8334606	18.4X38 8 ply R1 (W1) Any brand			\$540.00
	8380100	12.4x42 8PR R1 Any Brand			\$942.00
	8399905	Shipping Wheels-Rear			(\$2,780.00)
Duals for Bar Axle					
	8318690	DUAL 12.4x42 R1 - An Any Brand			\$5,175.00
	8480802	DUAL 18.4X38 8ply R1 Any brand			\$4,372.00
	8480701	DUAL 18.4x34 8ply R1 Any brand			\$3,291.00
Singles for Bar Axle					
	8318590	SINGLE 12.4x42 R1 Any Brand			\$942.00
	8322891	SINGLE 18.4X38322891 Any brand			No Charge
	8390601	18.4X38 8 ply8390601 Any brand			\$540.00
	8399906	Rear Shipping Wheels			(\$2,780.00)

FENDERS

FRONT FENDERS

SD_T8740 FRONT FENDERS

2WD					
	XT8740X	Standard less front fenders			No Charge
MFD					
	390860	Less Front Fenders			No Charge
	338496	Front Fenders MFD Front Fenders Not compatible with loader ready			\$583.00

**FARMALL® 120A TRACTOR
US PRICE LIST**

(Ex Works Queretaro, Mexico)

LOADER

LOADER EQUIPMENT

SD_T8110 LOADER BRACKETS

	391489	Less Loader Bracket Less valve, joystick, and subframe			No Charge
	330196	Complete Loader Ready Complete "Loader Ready" includes TPS Mount Bracket Set (with Grill Guard) and Loader Mounted Valve - 2 function mechanical (Includes valve, joystick, cables, & hose kit)			\$3,519.00

OTHER EQUIPMENT

FRONT BALLAST

SD_T2150 FRONT BALLAST

	390215	Less Front Carrier and Weights			No Charge
	330217	Narrow front weight carrier Holds up to 8 weights			\$286.00
	330214	Front Weight Carrier +12 wghts Front weight carrier and 12 weights, 68 lbs /31 kgs each			\$1,596.00

REAR BALLAST

SD_T4961 REAR BALLAST

	390497	Less Rear Wheel Weights			No Charge
	330497	6 rear wheel weights 6 rear wheel weights for bar axle, 88 lbs/65 kgs each			\$773.00
	330471	6 rear wheel weights 6 rear wheel weights for flange axle, 88 lbs/40 kgs each Not available with 18.4 x 30 (8357601 or 8357604), 19.5L24 (8391505 or 8391904), 23.1x30 10PR R2 (8380400) or Rear Shipping Wheels (8399905).			\$773.00
	334354	10 rear wheel weight 10 rear wheel weights for bar axle, 143 lbs/65 kg each			\$1,289.00
	332497	12 Rear Wheel Weights 12 rear wheel weights for flange axle, 88 lbs/ 40 kgs each For use with 18.4x38 (8334606 or 8328604)			\$1,545.00

**FARMALL® 120A TRACTOR
US PRICE LIST**

(Ex Works Queretaro, Mexico)

OPERATOR'S MANUAL

SD_T9802 OPERATORS MANUAL

	330298	French Operators Manual Additional French operator's manual and decals (in a bag). The base machine includes English manual and installed English decals.			No Charge
	XT9802X	Less add'l operator manual Less Additional Operator's Manual English Manual is supplied as base equipment			No Charge
	334986	North American Spanish Manual			No Charge

**FARMALL® 125A TRACTOR
US PRICE LIST**

**(Ex Works Queretaro, Mexico)
Standard Equipment**

ENGINE:

105 PTO hp @ 2200 RPM
6 Cylinder Turbocharged
411 cu. in. (6.75 L) Displacement
2 valves per cylinder
Bosch fuel injection pump (mechanical)
Air Cleaner w/ Precleaner
Hand and foot throttle
62-gallon (235 L) Fuel Tank with guard
Grid Heater Starting Aid

EXHAUST:

A-Post exhaust with integral muffler

OPERATOR PROTECTIVE**STRUCTURE:**

ROPS: 2-post foldable ROPS with
iso-mounted flat deck platform
Left side entry with steps
Steering wheel: Tilt
Seat: Mechanical suspension seat
with operator's presence sensor,
and lap belt
Deluxe full coverage floor mat

CAB: ROPS protected, iso-mounted
flat deck platform, heater and air
conditioner (with 4 speed pressurizer),
tinted windshield, two speed front
wiper and washer, rear wiper and
washer, two doors with locks, hinged
rear window (fully opens), radio ready
(2 speakers, wiring, antenna), interior
rear view mirror, interior dome light
Steering wheel: tilt
Seat: Mechanical suspension seat
with operator's presence sensor and
lap belt

INSTRUMENTATION:

Analog/Digital instrumentation cluster
with LCD display
Warning lights for air cleaner service,
alternator, oil pressure, fuel
sediment/water sensor, headlight

INSTRUMENTATION: (continued)

high beam and parking brake
Gauges for fuel level, engine
temperature, tachometer
(mechanical) and hour meter.

TRANSMISSION:

8F x 8R Synchronized Mechanical
Reverser (Optional)
Steering column mounted Left Hand
synchronized mechanical shuttle.
Fully Synchronized Gears
4 Gears in 2 Ranges
14 in. Cerametallic Clutch

8F x 8R with Power Shuttle
Steering column mounted Left Hand
Power clutchless shuttle (F/R)
Fully Synchronized Gears
4 gears in 2 ranges
Multiplate wet clutch design

16F x 8R with Power Shuttle and Hi/Lo
(Optional)
Steering column mounted Left Hand
Power clutchless shuttle (F/R)
Fully Synchronized
Two speed Hi/Lo powershift
Multiplate wet clutch design

All transmission versions:

19 mph (30 kph)
25 mph (40 kph) (optional)
Speed varies with tire selection

STEERING/BRAKES:

Hydrostatic Power Steering
Hydraulically actuated wet disc brakes
(self-equalizing and self-adjusting)
Independent Parking brake
(automotive style)

**FARMALL® 125A TRACTOR
US PRICE LIST**

**(Ex Works Queretaro, Mexico)
Standard Equipment**

HYDRAULICS:

Fixed Displacement (FD) system
Gear Pump:
Maximum flow at rated engine speed:
22 gpm (83 l/m) flow
(implement pump)
9 gpm (34 l/m) flow
(steering and operating circuits)
31 gpm (121 l/m) total tractor
hydraulic flow
Two closed-center load sense (CCLS)
remote valves with quick couplers and
flow control.
Dual individual levers on RH console

AXLES:

2WD Front Axle:
55 degree Turning Angle
Single steering cylinder
Adjustable Tread Width from
64.0 in. to 80.0 in. (May vary
up to 1 in. depending on tires)
Standard front tire:
10.00-16 8PR (F2)

MFD Front Axle:

Class III MFD Axle
55 degree Turning Angle
Dual steering cylinders
12 degree Axle Oscillation
Electro-hydraulic MFD engagement
Limited Slip Differential
Drive Shaft Shield
Adjustable tread width from
64 in. to 80 in. (May vary
up to 1 in. depending on tires)
Standard front tires:
14.9R24 6PR (R1)

Rear Axle:

Heavy Duty Flange type
Electro-hydraulic engaged differential
lock
Standard rear tires:
18.4R34 8PR (R1)

HITCH:

CAB and ROPS versions:
3-point hitch category II with flex link
ends and telescoping stabilizers
Mechanical draft control (MDC)
(Top link sensing)
Fast raise/lower control
Single lift rod turnbuckle adjuster
7200 lb/3266 kg lift capacity (SAE)
with a single internal and dual
external lift cylinder.
Category II Offset swinging drawbar

PTO:

Independent 540/1000 RPM with
two individual shafts
Multi-plate wet clutch design
Electro-hydraulic engagement with
Flip-up PTO shaft guard
Fender mounted PTO control switch

ELECTRICAL:

CAB and ROPS:
(1) 12-volt 950 cca / 132 amp hr
battery
120 Amp Alternator
Geared starter motor (4.2kW)
7-pin outlet for trailer / implement
lighting
Rear 3-pin implement socket (40 amp)

CAB versions ONLY:

Two roof mounted single pin outlets
for beacon
Cigar lighter

**FARMALL® 125A TRACTOR
US PRICE LIST**

**(Ex Works Queretaro, Mexico)
Standard Equipment**

LIGHTING:

ROPS:

Two front halogen headlights
Worklights
 Two grill mounted forward facing
 One halogen mounted rear facing
Two taillights / brake lights
Turn indicators
Flashing safety lights front and rear
 facing

CAB:

Two front halogen headlights
 Two grill mounted forward facing
Two cab roof mounted forward
 facing
Two cab roof mounted forward
 facing
Two cab roof mounted rear facing
Two taillights / brake lights
Turn indicators
Flashing safty lights front and rear
 facing

MISCELLANEOUS:

Pivoting engine hood
Operators manual
SMV emblem
Horn

NEBRASKA TEST REPORT STATUS:

Nebraska permit applied:TBD

**FARMALL® 125A TRACTOR
US PRICE LIST**

(Ex Works Queretaro, Mexico)
Models

COMMERCIAL MODEL	VERSION	TRACTION	Weight	List Price
FARMALL 125A TRACTOR	Rops	2 WD	9,061 LB	\$57,238.00
FARMALL 125A TRACTOR	Rops	4 WD	9,700 LB	\$63,843.00
FARMALL 125A TRACTOR	Cab	2 WD	9,766 LB	\$66,565.00
FARMALL 125A TRACTOR	Cab	4 WD	10,405 LB	\$73,170.00

Factory Supplied Options

Order Code	Description	Weight	List Price
------------	-------------	--------	------------

OPERATOR STRUCTURE

SD_T9280 STEPS

ROPS			
	390460	LH Steps Only & RH Guard Rail	No Charge
	337102	Left Hand and Right Hand Steps	\$312.00
CAB			
	X92801X	Less LH and RH Steps LH and RH steps are included in the cab option	No Charge

SEAT

SD_T8500 SEAT

ROPS			
	332254	Deluxe Vinyl Mechanical Seat	No Charge
CAB			
	390346	Deluxe Fabric Mechanical Seat	No Charge
	330258	Air Suspension Seat.	\$860.00

**FARMALL® 125A TRACTOR
US PRICE LIST**

(Ex Works Queretaro, Mexico)

ENGINE

EXHAUST SYSTEMS

SD_T1510 ENGINE EXHAUST

	390152	Vertical Exhaust Vertical Exhaust Less Dust Ejector			No Charge
	330152	Vertical Exhaust w/ dust eject Vertical Exhaust with Dust Ejector			\$214.00

AUX FUEL FILTER

SD_T1946 FUEL FILTER

	391237	Std duty fuel filtra			No Charge
--	--------	----------------------	--	--	-----------

TRANSMISSION

TRANSMISSION

SD_T2800 SPEED

2WD/MFD					
	393280	30 KPH.			No Charge
MFD Only					
	337280	40 KPH			\$230.00

SD_T2810 TRANSMISSION

	390340	8x8 with Synch Mech Rev 8x8 with Synchronized Mechanical Reverser Synchro-speeds and Dry Clutch			(\$1,859.00)
	330059	8x8 With Power Shuttle 8x8 with Power Shuttle Synchro-speeds			No Charge
	330061	16x8 With Power Shuttle 16x8 with Power Shuttle and Hi-Lo Synchro-speeds			\$1,864.00

SD_T3230 CREEPER or Interlock

	390266	Less Creeper.			No Charge
	330066	10:1 Creeper Creeper Transmission (10:1 Ratio)			\$2,306.00

BACK-UP ALARM

SD_T9249 REVERSE ALARM

	390384	Less Reverse Alarm			No Charge
	330692	Reverse Alarm			\$155.00

**FARMALL® 125A TRACTOR
US PRICE LIST**

(Ex Works Queretaro, Mexico)

HITCH

SD_T8950 AUX RAMS

	336784	Hyd Lift w/ 1 int. & 1 ext cyl Hydraulic lift with 1 internal and 1 external lift cylinders (5,400 lbs/2,449 kgs lift capacity) with telescopic stabilizers.			(\$611.00)
	339784	Hyd Lift w/ 1 int. & 2 ext cyl Hydraulic lift with 1 internal and 2 external lift cylinders (7,200 lbs/3,266 kgs lift capacity) with telescopic stabilizers			No Charge

HITCH AND DRAWBAR

SD_T8900 REAR HITCHES/DRAWBAR

	392905	Swinging Drawbar Less Clevis Independent swinging drawbar less clevis			No Charge
	330937	Swinging Drawbar With Clevis Independent swinging drawbar with clevis			\$134.00

REAR 3-POINT

SD_T8960 3 - POINT LINKAGE-REAR

	390351	Cat 2 Flex Links MDC Cat 2 flex links for MDC (Mechanical Draft Control)			No Charge
	330148	Cat 2 QA Links MDC Cat 2 Quick attach links for MDC (Mechanical Draft Control)			\$393.00

HYDRAULICS

SD_T8270 REAR REMOTES

	334107	2 Dlx Rear Remotes w/ Couplers 2 Deluxe Rear Remotes with Couplers and flow control			No Charge
	336107	4 Dlx Rear Remotes w/ Couplers 4 Deluxe Rear Remotes with Couplers and flow control			\$1,901.00

FRONT AXLE

SD_T4010 FRONT AXLE

2WD					
	390373	2WD Front Axle HD			No Charge
MFD					
	XT401XX	Less 2WD Front Axle			No Charge

**FARMALL® 125A TRACTOR
US PRICE LIST**

(Ex Works Queretaro, Mexico)

FRONT WHEELS AND TIRES

SD_T4940 FRONT WHEELS AND TIRES

2WD					
	8180520	10.00x16 8-ply For HD Axle Any brand Not compatible with Std 2WD Front Axle.			No Charge
	8199101	Front Shipping Wheels-2wd			(\$730.00)
MFD					
	8235301	12.4-24 6PR Any brand			(\$73.00)
	8241301	14.9-28 6PR Any brand			\$242.00
	8240301	14.9-24 6PR Any brand			No Charge
	8282501	14.9x28 6PR R2 Any Brand			\$292.00
	8299905	Front Shipping Wheels-4WD			(\$1,613.00)

REAR AXLE

SD_T3200 REAR AXLE

	390331	Heavy Duty Flange Axle			No Charge
	330331	98 in. bar axle (Steel Wheels)			\$1,240.00

REAR WHEELS AND TIRES

SD_T4950 REAR WHEELS AND TIRES

Singles for Flange Axle					
	8391904	19.5L-24 10 PR R4 2WD Only ROPS Only Firestone Brand			(\$502.00)
	8380200	23.1x30 10PR R1 Any Brand			(\$304.00)
	8380400	23.1x30 10PR R2 Any Brand Not allowed with Rear Wheel Weights (330471).			(\$304.00)
	8365601	18.4-34_8PR Any brand			No Charge
	8334606	18.4X38 8 ply R1 (W1) Any brand			\$540.00

**FARMALL® 125A TRACTOR
US PRICE LIST**

(Ex Works Queretaro, Mexico)

	8380100	12.4x42 8PR R1 Any Brand			\$942.00
	8399905	Shipping Wheels-Rear			(\$2,780.00)
Duals for Bar Axle					
	8318690	DUAL 12.4x42 R1 - An Any Brand			\$5,175.00
	8480802	DUAL 18.4X38 8ply R1 Any brand			\$4,372.00
	8480701	DUAL 18.4x34 8ply R1 Any brand			\$3,291.00
Singles for Bar Axle					
	8318590	SINGLE 12.4x42 R1 Any Brand			\$942.00
	8322891	SINGLE 18.4X38322891 Any brand			No Charge
	8390601	18.4X38 8 ply8390601 Any brand			\$540.00
	8399906	Rear Shipping Wheels			(\$2,780.00)

FENDERS

FRONT FENDERS

SD_T8740 FRONT FENDERS

2WD					
	XT8740X	Standard less front fenders			No Charge
MFD					
	390860	Less Front Fenders			No Charge
	338496	Front Fenders MFD Front Fenders Not compatible with loader ready			\$583.00

LOADER

LOADER EQUIPMENT

SD_T8110 LOADER BRACKETS

	391489	Less Loader Bracket Less valve, joystick, and subframe			No Charge
	330196	Complete Loader Ready Complete "Loader Ready" includes TPS Mount Bracket Set (with Grill Guard) and Loader Mounted Valve - 2 function mechanical (Includes valve, joystick, cables, & hose kit)			\$3,519.00

**FARMALL® 125A TRACTOR
US PRICE LIST**

(Ex Works Queretaro, Mexico)

OTHER EQUIPMENT

FRONT BALLAST

SD_T2150 FRONT BALLAST

	390215	Less Front Carrier and Weights		No Charge
	330217	Narrow front weight carrier Holds up to 8 weights		\$286.00
	330214	Front Weight Carrier +12 wghts Front weight carrier and 12 weights, 68 lbs /31 kgs each		\$1,596.00

REAR BALLAST

SD_T4961 REAR BALLAST

	390497	Less Rear Wheel Weights		No Charge
	330497	6 rear wheel weights 6 rear wheel weights for bar axle, 88 lbs/65 kgs each		\$773.00
	330471	6 rear wheel weights 6 rear wheel weights for flange axle, 88 lbs/40 kgs each Not available with 18.4 x 30 (8357601 or 8357604), 19.5L24 (8391505 or 8391904), 23.1x30 10PR R2 (8380400) or Rear Shipping Wheels (8399905).		\$773.00
	334354	10 rear wheel weight 10 rear wheel weights for bar axle, 143 lbs/65 kg each		\$1,289.00
	332497	12 Rear Wheel Weights 12 rear wheel weights for flange axle, 88 lbs/ 40 kgs each For use with 18.4x38 (8334606 or 8328604)		\$1,545.00

OPERATOR'S MANUAL

SD_T9802 OPERATORS MANUAL

	330298	French Operators Manual Additional French operator's manual and decals (in a bag). The base machine includes English manual and installed English decals.		No Charge
	XT9802X	Less add'l operator manual Less Additional Operator's Manual English Manual is supplied as base equipment		No Charge
	334986	North American Spanish Manual		No Charge

**FARMALL® 140A TRACTOR
US PRICE LIST**

**(Ex Works Queretaro, Mexico)
Standard Equipment**

ENGINE:

115 PTO hp @ 2200 RPM
6 Cylinder Turbocharged
411 cu. in. (6.75 L) Displacement
2 valves per cylinder
Bosch fuel injection pump (mechanical)
Air Cleaner w/ Precleaner
Hand and foot throttle
62-gallon (235 L) Fuel Tank with guard
Grid Heater Starting Aid

EXHAUST:

A-Post exhaust with integral muffler

OPERATOR PROTECTIVE

STRUCTURE:

ROPS: 2-post foldable ROPS with
iso-mounted flat deck platform
Left side entry with steps
Steering wheel: Tilt
Seat: Mechanical suspension seat
with operator's presence sensor,
and lap belt
Deluxe full coverage floor mat

CAB: ROPS protected, iso-mounted
flat deck platform, heater and air
conditioner (with 4 speed pressurizer),
tinted windshield, two speed front
wiper and washer, rear wiper and
washer, two doors with locks, hinged
rear window (fully opens), radio ready
(2 speakers, wiring, antenna), interior
rear view mirror, interior dome light
Steering wheel: tilt
Seat: Mechanical suspension seat
with operator's presence sensor and
lap belt

INSTRUMENTATION:

Analog/Digital instrumentation cluster
with LCD display
Warning lights for air cleaner service,
alternator, oil pressure, fuel
sediment/water sensor, headlight

INSTRUMENTATION: (continued)

high beam and parking brake
Gauges for fuel level, engine
temperature, tachometer
(mechanical) and hour meter.

TRANSMISSION:

8F x 8R Synchronized Mechanical
Reverser (Optional)
Steering column mounted Left Hand
synchronized mechanical shuttle.
Fully Synchronized Gears
4 Gears in 2 Ranges
14 in. Cerametallic Clutch

8F x 8R with Power Shuttle
Steering column mounted Left Hand
Power clutchless shuttle (F/R)
Fully Synchronized Gears
4 gears in 2 ranges
Multiplate wet clutch design

16F x 8R with Power Shuttle and Hi/Lo
(Optional)
Steering column mounted Left Hand
Power clutchless shuttle (F/R)
Fully Synchronized
Two speed Hi/Lo powershift
Multiplate wet clutch design

All transmission versions:

19 mph (30 kph)
25 mph (40 kph) (optional)
Speed varies with tire selection

STEERING/BRAKES:

Hydrostatic Power Steering
Hydraulically actuated wet disc brakes
(self-equalizing and self-adjusting)
Independent Parking brake
(automotive style)

**FARMALL® 140A TRACTOR
US PRICE LIST**

**(Ex Works Queretaro, Mexico)
Standard Equipment**

HYDRAULICS:

Fixed Displacement (FD) system
Gear Pump:
Maximum flow at rated engine speed:
22 gpm (83 l/m) flow (imp. pump)
9 gpm (34 l/m) flow
(steering and operating circuits)
31 gpm (121 l/m) total tractor
hydraulic flow
Two closed-center load sense (CCLS)
remote valves with quick couplers and
flow control.
Dual individual levers on RH console

AXLES:

2WD Front Axle:
55 degree Turning Angle
Single steering cylinder
Adjustable Tread Width from
64.0 in. to 80.0 in. (May vary
up to 1 in. depending on tires)
Standard front tire:
10.00-16 8PR (F2)

MFD Front Axle:

Class III MFD Axle
55 degree Turning Angle
Dual steering cylinders
12 degree Axle Oscillation
Electro-hydraulic MFD engagement
Limited Slip Differential
Drive Shaft Shield
Adjustable tread width from
64 in. to 80 in. (May vary
up to 1 in. depending on tires)
Standard front tires:
14.9R24 6PR (R1)

Rear Axle:

Heavy Duty Flange type
Electro-hydraulic engaged differential
lock
Standard rear tires:
18.4R34 8PR (R1)

HITCH:

CAB and ROPS versions:
3-point hitch category II with flex link
ends and telescoping stabilizers
Mechanical draft control (MDC)
(Top link sensing)
Fast raise/lower control
Single lift rod turnbuckle adjuster
7200 lb/3266 kg lift capacity (SAE)
with a single internal and dual
external lift cylinder.
Category II Offset swinging drawbar

PTO:

Independent 540/1000 RPM with
two individual shafts
Multi-plate wet clutch design
Single lever - mechanical engagement
Flip-up PTO shaft guard

ELECTRICAL:

CAB and ROPS:
(1) 12-volt 950 cca / 132 amp hr
battery
120 Amp Alternator
Geared starter motor (4.2kW)
7-pin outlet for trailer / implement
lighting
Rear 3-pin implement socket (40 amp)

CAB versions ONLY:

Two roof mounted single pin outlets
for beacon
Cigar lighter

**FARMALL® 140A TRACTOR
US PRICE LIST**

**(Ex Works Queretaro, Mexico)
Standard Equipment**

LIGHTING:

ROPS:

Two front halogen headlights
Worklights
Two grill mounted forward facing
One halogen rear facing
Two taillights / brake lights
Turn indicators
Flashing safety lights front and rear
facing

CAB:

Two front halogen headlights
Worklights
Two grill mounted forward facing
Two cab roof mounted forward
facing
Two cab roof mounted rear facing
Two taillights / brake lights
Turn indicators
Flashing safety lights front and rear
facing

MISCELLANEOUS:

Pivoting engine hood
Operators manual
SMV emblem
Horn

NEBRASKA TEST REPORT STATUS:

Nebraska permit applied:TBD

**FARMALL® 140A TRACTOR
US PRICE LIST**

(Ex Works Queretaro, Mexico)

Models

COMMERCIAL MODEL	VERSION	TRACTION	Weight		List Price
FARMALL 140A TRACTOR	Rops	2 WD	9,061 LB		\$63,123.00
FARMALL 140A TRACTOR	Rops	4 WD	9,700 LB		\$69,728.00
FARMALL 140A TRACTOR	Cab	2 WD	9,766 LB		\$72,450.00
FARMALL 140A TRACTOR	Cab	4 WD	10,405 LB		\$79,055.00

Factory Supplied Options

Order Code	Description	Weight		List Price
------------	-------------	--------	--	------------

OPERATOR STRUCTURE

SD_T9280 STEPS

ROPS				
	390460	LH Steps Only & RH Guard Rail		No Charge
	337102	Left Hand and Right Hand Steps		\$312.00
CAB				
	X92801X	Less LH and RH Steps LH and RH steps are included in the cab option		No Charge

SEAT

SD_T8500 SEAT

ROPS				
	332254	Deluxe Vinyl Mechanical Seat		No Charge
CAB				
	390346	Deluxe Fabric Mechanical Seat		No Charge
	330258	Air Suspension Seat.		\$860.00

**FARMALL® 140A TRACTOR
US PRICE LIST**

(Ex Works Queretaro, Mexico)

ENGINE

EXHAUST SYSTEMS

SD_T1510 ENGINE EXHAUST

		390152	Vertical Exhaust Vertical Exhaust Less Dust Ejector			No Charge
		330152	Vertical Exhaust w/ dust eject Vertical Exhaust with Dust Ejector			\$214.00

AUX FUEL FILTER

SD_T1946 FUEL FILTER

		391237	Std duty fuel filtra			No Charge
--	--	--------	----------------------	--	--	-----------

TRANSMISSION

TRANSMISSION

SD_T2800 SPEED

2WD/MFD						
		393280	30 KPH.			No Charge
MFD Only						
		337280	40 KPH			\$230.00

SD_T2810 TRANSMISSION

		390340	8x8 with Synch Mech Rev 8x8 with Synchronized Mechanical Reverser Synchro-speeds and Dry Clutch			(\$1,859.00)
		330059	8x8 With Power Shuttle 8x8 with Power Shuttle Synchro-speeds			No Charge
		330061	16x8 With Power Shuttle 16x8 with Power Shuttle and Hi-Lo Synchro-speeds			\$1,864.00

SD_T3230 CREEPER or Interlock

		390266	Less Creeper.			No Charge
		330066	10:1 Creeper Creeper Transmission (10:1 Ratio)			\$2,306.00

BACK-UP ALARM

SD_T9249 REVERSE ALARM

		390384	Less Reverse Alarm			No Charge
		330692	Reverse Alarm			\$155.00

**FARMALL® 140A TRACTOR
US PRICE LIST**

(Ex Works Queretaro, Mexico)

HITCH

SD_T8950 AUX RAMS

	336784	Hyd Lift w/ 1 int. & 1 ext cyl Hydraulic lift with 1 internal and 1 external lift cylinders (5,400 lbs/2,449 kgs lift capacity) with telescopic stabilizers.			(\$611.00)
	339784	Hyd Lift w/ 1 int. & 2 ext cyl Hydraulic lift with 1 internal and 2 external lift cylinders (7,200 lbs/3,266 kgs lift capacity) with telescopic stabilizers			No Charge

HITCH AND DRAWBAR

SD_T8900 REAR HITCHES/DRAWBAR

	392905	Swinging Drawbar Less Clevis Independent swinging drawbar less clevis			No Charge
	330937	Swinging Drawbar With Clevis Independent swinging drawbar with clevis			\$134.00

REAR 3-POINT

SD_T8960 3 - POINT LINKAGE-REAR

	390351	Cat 2 Flex Links MDC Cat 2 flex links for MDC (Mechanical Draft Control)			No Charge
	330148	Cat 2 QA Links MDC Cat 2 Quick attach links for MDC (Mechanical Draft Control)			\$393.00

HYDRAULICS

SD_T8270 REAR REMOTES

	334107	2 Dlx Rear Remotes w/ Couplers 2 Deluxe Rear Remotes with Couplers and flow control			No Charge
	336107	4 Dlx Rear Remotes w/ Couplers 4 Deluxe Rear Remotes with Couplers and flow control			\$1,901.00

FRONT AXLE

SD_T4010 FRONT AXLE

2WD					
	390373	2WD Front Axle HD			No Charge
MFD					
	XT401XX	Less 2WD Front Axle			No Charge

**FARMALL® 140A TRACTOR
US PRICE LIST**

(Ex Works Queretaro, Mexico)

FRONT WHEELS AND TIRES

SD_T4940 FRONT WHEELS AND TIRES

2WD					
	8180520	10.00x16 8-ply For HD Axle Any brand Not compatible with Std 2WD Front Axle.			No Charge
	8199101	Front Shipping Wheels-2wd			(\$730.00)
MFD					
	8235301	12.4-24 6PR Any brand			(\$73.00)
	8241301	14.9-28 6PR Any brand			\$242.00
	8240301	14.9-24 6PR Any brand			No Charge
	8282501	14.9x28 6PR R2 Any Brand			\$292.00
	8299905	Front Shipping Wheels-4WD			(\$1,613.00)

REAR AXLE

SD_T3200 REAR AXLE

	390331	Heavy Duty Flange Axle			No Charge
	330331	98 in. bar axle (Steel Wheels)			\$1,240.00

REAR WHEELS AND TIRES

SD_T4950 REAR WHEELS AND TIRES

Singles for Flange Axle					
	8391904	19.5L-24 10 PR R4 2WD Only ROPS Only Firestone Brand			(\$502.00)
	8380200	23.1x30 10PR R1 Any Brand			(\$304.00)
	8380400	23.1x30 10PR R2 Any Brand Not allowed with Rear Wheel Weights (330471).			(\$304.00)
	8365601	18.4-34_8PR Any brand			No Charge
	8334606	18.4X38 8 ply R1 (W1) Any brand			\$540.00

**FARMALL® 140A TRACTOR
US PRICE LIST**

(Ex Works Queretaro, Mexico)

	8380100	12.4x42 8PR R1 Any Brand			\$942.00
	8399905	Shipping Wheels-Rear			(\$2,780.00)
Duals for Bar Axle					
	8318690	DUAL 12.4x42 R1 - An Any Brand			\$5,175.00
	8480802	DUAL 18.4X38 8ply R1 Any brand			\$4,372.00
	8480701	DUAL 18.4x34 8ply R1 Any brand			\$3,291.00
Singles for Bar Axle					
	8318590	SINGLE 12.4x42 R1 Any Brand			\$942.00
	8322891	SINGLE 18.4X38322891 Any brand			No Charge
	8390601	18.4X38 8 ply8390601 Any brand			\$540.00
	8399906	Rear Shipping Wheels			(\$2,780.00)

FENDERS

FRONT FENDERS

SD_T8740 FRONT FENDERS

2WD					
	XT8740X	Standard less front fenders			No Charge
MFD					
	390860	Less Front Fenders			No Charge
	338496	Front Fenders MFD Front Fenders Not compatible with loader ready			\$583.00

LOADER

LOADER EQUIPMENT

SD_T8110 LOADER BRACKETS

	391489	Less Loader Bracket Less valve, joystick, and subframe			No Charge
	330196	Complete Loader Ready Complete "Loader Ready" includes TPS Mount Bracket Set (with Grill Guard) and Loader Mounted Valve - 2 function mechanical (Includes valve, joystick, cables, & hose kit)			\$3,519.00

**FARMALL® 140A TRACTOR
US PRICE LIST**

(Ex Works Queretaro, Mexico)

OTHER EQUIPMENT

FRONT BALLAST

SD_T2150 FRONT BALLAST

	390215	Less Front Carrier and Weights			No Charge
	330217	Narrow front weight carrier Holds up to 8 weights			\$286.00
	330214	Front Weight Carrier +12 wghts Front weight carrier and 12 weights, 68 lbs /31 kgs each			\$1,596.00

REAR BALLAST

SD_T4961 REAR BALLAST

	390497	Less Rear Wheel Weights			No Charge
	330497	6 rear wheel weights 6 rear wheel weights for bar axle, 88 lbs/65 kgs each			\$773.00
	330471	6 rear wheel weights 6 rear wheel weights for flange axle, 88 lbs/40 kgs each Not available with 18.4 x 30 (8357601 or 8357604), 19.5L24 (8391505 or 8391904), 23.1x30 10PR R2 (8380400) or Rear Shipping Wheels (8399905).			\$773.00
	334354	10 rear wheel weight 10 rear wheel weights for bar axle, 143 lbs/65 kg each			\$1,289.00
	332497	12 Rear Wheel Weights 12 rear wheel weights for flange axle, 88 lbs/ 40 kgs each For use with 18.4x38 (8334606 or 8328604)			\$1,545.00

OPERATOR'S MANUAL

SD_T9802 OPERATORS MANUAL

	330298	French Operators Manual Additional French operator's manual and decals (in a bag). The base machine includes English manual and installed English decals.			No Charge
	XT9802X	Less add'l operator manual Less Additional Operator's Manual English Manual is supplied as base equipment			No Charge
	334986	North American Spanish Manual			No Charge



Farmall® 110A/120A Tire Chart

Farmall® 110A/120A Tire Chart		FRONT TIRES			MFD					
		8114401 10.00-16 8PR (F2)	8180520 10.00x16 8-ply For HD Axle	8199101 Fr. Shipping Wheels 2WD	8235301 12.4-24 6PR Any brand	8230202 13.6x24 6PR R1 Any brand	8240301 14.9-24 6PR Any brand	8241301 14.9-28 6PR R1 Any brand	8282501 14.9x28 R2 - Any brand	8299905 Fr. Shipping Wheels 4WD
REAR TIRES										
Singles for Flange Axle										
16.9-30 6PR-Any brand but JK as the brand in brand box	8355301			X	X					X
18.4X30 8 ply R1 - Any brand but JK is the only fronts	8357601			X		X				X
18.4x30 10 ply R1 - Any brand but is matched with firestone only fronts	8320891			X						X
18.4-34_8PR - Any brand	8365601	X	X	X			X			X
18.4X38 8 ply R1 - Any brand	8334606	X	X	X				X		X
23.1x30 R1 - Any Brand	8380200									X
23.1x30 R2 - Any Brand	8380400								X	X
Shipping Wheels - Rear	8399905	X	X	X	X	X	X	X	X	X
Singles for Bar Axle										
12.4x42 R1 - Any Brand but goes with firestone fronts	8380100	X		x						X
12.4x42 R1 - Any Brand	8318590	X		X						
SINGLE 18.4x 34 8322891 - Any brand	8322891	X	X	X			X			X
18.4x38 8 ply8390601 - Any brand	8390601	X	X	X				X		X
Rear Shipping Wheels	8399906	X		X	X	X	X	X	X	X
Duals for Bar Axle										
Dual 12.4x42 R1 - Any brand	8318690	X		X						X
Dual 18.4x34 8ply R1- Any brand	8480701	X	X	X			X			X
Dual 18.4x38 8ply R1 - Any brand	8480802	X	X	X				X		X

Farmall® 125A/140A Tire Chart

Farmall® 125A/140A Tire Chart		FRONT TIRES	2WD		4WD				
			8180520 10.00x16 8-ply For HD Axle	8199101 Fr. Shipping Wheels 2WD	8241301 14.9-28 6PR	8235301 12.4-24 6PR Any brand	8240301 14.9-24 6PR Any brand	8282501 14.9x28 R2 - Any brand	8299905 Fr. Shipping Wheels 4WD
REAR TIRES									
Singles for Flange Axle									
18.4x34 8 ply	8365601		X	X			X		X
18.4X38 8 ply R1 - Any brand	8334606		X	X		X			X
12.4x42 R1 - Any Brand	8380100		X	X					X
23.1x30 R1 - Any Brand	8380200								X
23.1x30 R2 - Any Brand	8380400						X		X
RR Shipping Wheels	8399905		X	X	X		X	X	X
Singles for Bar Axle									
12.4x42 R1 - Any Brand	8318590		X	X					X
18.4x38	8322891		X	X			X		X
18.4x38 8 ply	8390601		X	X	X				X
Rear Shipping wheels Bar Axle	8399906		X	X	X		X	X	
Duals for Bar Axle									
DUAL 12.4x42 R1 - Any Brand	8318690		X	X					X
DUAL 18.4x34 8 ply R1 (W15Lx34) - Any brand	8480701		X	X			X		X
DUAL 18.4X38 8 ply R1 (W15LX38) - Any brand	8480802		X	X	X				X



PURCHASED PROTECTION

Pricing and program details can be found on the Dealer Portal or by contacting the CPP hotline @ 1-866-606-1802. Not all models are eligible for CPP.

AGRICULTURAL EQUIPMENT

U.S. PRICE LIST

FARMALL ® SERIES TRACTORS

PL-100 FD REVISION 13

SAP PRICE LIST 026 C2

EFFECTIVE OCTOBER 1, 2013

THIS IS A COMPLETE REVISION

This Complete Revision includes new or revised information and replaces all prior revisions.

The prices included in this revision supersede any prices established prior to the effective date shown unless specifically identified in a price bulletin as superseding this price list.

NOTE: Dealers should retain prior price list pages for any discontinued machines or attachments remaining in inventory.

Copyright 2013 By

CNH America LLC



GENERAL INFORMATION

ADVANCE FREIGHT

Advance freight will be added to the machinery invoice as a separate net charge for machinery shipped from field locations or from other than specified Ex Works locations.

PRICES

Prices are Ex Works factory, where the goods are manufactured, except where noted. For detailed information concerning prices, please refer to your OPERATING GUIDE.

CONTENTS OF ORGANIZATION

CNH America LLC issues price lists and revisions covering each Case IH contract. The U.S. Price List is published in U.S. funds and the Canadian Price List is published in Canadian funds. Ensure that you are using the correct price list. U.S. or Canada is referenced at the top of each page and the Canadian price lists have a Maple Leaf on the price list cover page.

Freight, duty and sales taxes are NOT included in any wholegoods or attachment prices shown in the price list. Any appropriate freight, duty, Federal, State, and Provincial taxes will be added to the machinery invoice as separate net charges.

PROCEDURE

The price pages for each machine (or group of machines) lists both "Factory Supplied Options" and/or "Factory Supplied Attachments."

Each price list is comprised of the various machines sold under that contract. Each price book section has "Factory Supplied Options" and/or "Factory Supplied Attachments" price pages. When ordering and pricing a machine follow the ordering instructions listed for that machine. Attachments listed following the "Factory Supplied Attachments" heading are available for installation in the field.



GENERAL INFORMATION

DISTRIBUTION OF PRICE LISTS

Price lists and periodic price list revisions will be posted on the Dealer Portal, and distributed electronically when possible.

Printed copies of current price lists, index tabs and binders can be purchased from the Document Management Center (DMC). Orders should be placed only through the DMC web site link located on the Dealer Portal.

Document Management Center (DMC)
2205 Durand Avenue
Racine, WI 53403

DMC customer service:
(for inquiries - not to place orders)
(262)636-7540
Internal E-mail: #NA DMC ORDER CENTER

Complete U.S. Price List is PL-100
Complete Canadian Price List is PLC-100

Periodic price list revisions are usually accompanied by a cover sheet which carries instructions on price page changes and where to insert replacement or new price pages. The revisions are dated and are effective as of that date.



**FARMALL® SERIES TRACTORS
TABLE OF CONTENTS**

FARMALL® SERIES TRACTORS

FARMALL 95 HIGH CLEAR TRACTOR

Standard Features	1
Price List	3
PARTS DIVISION SUPPLIED ACCESSORIES	7
CASE IH PURCHASED PROTECTION PLAN	8

**FARMALL 95 HIGH CLEAR TRACTOR
US PRICE LIST**

**(Ex Works Port of Entry)
Standard Equipment**

Farmall 95 High Clear
Not available in the state of Nebraska

ENGINE:

90 Engine hp @ 2500 rpm
80 PTO hp @ 2500 rpm
4 Cylinder turbo charged diesel engine
274 cu. in. (4.5 L) displacement
Tier III emissionized engine
Air cleaner: dry type with safety
element
Antifreeze solution -33°F
Fuel sedimentation filter with sensor
Hand and foot accelerator
Key start/stop ignition
Grid Heater starting aid
Total fuel capacity:
26.6 gallons (100.7 L)
19.5 - gallon (73.8 L) main fuel tank
7.1 - gallon (26.9 L) auxiliary fuel tank
Fixed fan

EXHAUST:

Vertical Exhaust with underhood
muffler

OPERATOR PROTECTIVE

STRUCTURE:

ROPS: 2-post foldable ROPS with
iso-mounted flat deck platform
Steering wheel: Adjustable tilt
Seat: Vinyl covered with mechanical
suspension, operator's presence
sensor, retractable seat belts,
and arm rests

CAB: ROPS protected, flat deck
platform with suspended pedals,
heat and air, tinted windshield,
retractable sun screen, front wiper
and washer, two doors with locks,
interior mirror, two external mirrors,
partially opening side windows, hinged
rear window (fully opens), radio ready
(speakers, wiring, antenna)

OPERATOR PROTECTIVE

STRUCTURE: (continued)

Steering wheel: Adjustable tilt
Seat: Cloth covered with mechanical
suspension, operator's presence
sensor, retractable seat belts,
and arm rests

INSTRUMENTATION:

Analog instrumentation with warning
lights for air cleaner service,
alternator, oil pressure, fuel
sediment/water sensor,
PTO engagement, headlight
high beam and parking brake
Gauges for fuel level, engine
temperature, tachometer
(mechanical), and hour meter
Horn

TRANSMISSION:

20 forward and 12 reverse speeds
8 creeper speeds
(4) Synchronized Gears
(3) Non-synchronized Ranges
Floor mounted LH side synchronized
mechanical shuttle
Constant mesh gearbox
19 mph (30 kph)
Speed varies with tire selection

CLUTCH:

12 in. cerametallic mechanical clutch

STEERING/BRAKES:

Hydrostatic power steering
Brakes: Mechanically actuated wet
Parking brake: Hand lever controlled

FARMALL 95 HIGH CLEAR TRACTOR
US PRICE LIST

(Ex Works Port of Entry)
Standard Equipment

HYDRAULICS:

Open center system
Two open center remote valves
1st with kickout, 2nd with float
and kickout
Quick release rear couplers
Dual gear pumps:
Implement pump:
13.6 gpm (51.7 L/M)
Steering pump:
8.1 gpm (30.8 L/M)
Total flow:
21.7 gpm (82.5 L/M)

AXLES:

MFD Front Axle:
Mechanical MFD engagement
Adjustable tread width from
60.6 in. to 89.3 in.
Limited slip differential
2 steering cylinders
MFD front standard tires:
13.6R38 (R1W)

Rear Axle:

Flange type
Adjustable tread width
Standard axle -
59.2 to 79.5 in.
Wider track axle -
71.3 to 99.8 in.

Rear standard tires:
13.6R38 (R1W)
Rear differential lock:
Mechanically engaged

Ground clearance under drawbar
support - 25 inches

PTO:

540 RPM Mechanical PTO
(1-3/8 in. 6 splines)
Fully independent, dry clutch
Mechanical engagement
Flip-up PTO shaft guard

HITCH:

3-Point Category II with telescoping
lower links
Leveling Turnbuckle on RH arm
Telescoping Stabilizers
5025 lbs. lift capacity
Heavy Duty Swinging drawbar
1.3 in/33mm without clevis
Fast raise/lower control
Mechanical draft control

ELECTRICAL:

(1) 800 cca Heavy-duty battery
Alternator: 85 amp
7-pin outlet for trailer/implement
lighting and signals
4-pin power outlet (40 amp)

LIGHTING:

CAB:
Front: Two halogen headlights and
two worklights
Rear: Two worklights
Turn signals/ flashers/ rear lights
Beacon ready

ROPS:

Front: Two halogen headlights
Rear: One worklight
Turn signals/ flashers/ rear lights
Beacon ready

MISCELLANEOUS:

Pivoting engine hood
SMV emblem
Toolbox
Front weight carrier
(195 lbs./89 kg) and 7 weights
(88 lbs./40 kg per weight)
Total weight - 811 lbs./369kg

**FARMALL 95 HIGH CLEAR TRACTOR
US PRICE LIST**

(Ex Works Port of Entry)

Models

COMMERCIAL MODEL	VERSION	ENGINE POWER	TRACTION	Weight	List Price
FARMALL 95 HIGH CLR	Cab	80 PTO HP (95 ENGINE HP)	4 WD	8,888 LB	\$58,810.00
FARMALL 95 HIGH CLR	Rops	80 PTO HP (95 ENGINE HP)	4 WD	8,888 LB	\$48,224.00

Factory Supplied Options

Order Code	Description	Weight	List Price
------------	-------------	--------	------------

OPERATOR STRUCTURE

BEACON LIGHTING

SD_T7520 ROTARY BEACON

XT7520X	Standard less rotary beacon		No Charge
335755	Beacon light		\$177.00

SEAT

SD_T8500 SEAT

ROPS

335956	Deluxe vinyl seat. with mechanical suspension		No Charge
--------	---	--	-----------

CAB

336956	Deluxe fabric seat with mechanical suspension		No Charge
333850	Deluxe fabric seat w/air susp with air suspension and armrests		\$1,173.00

HITCH

SD_T8962 STABILIZER

XT8962X	Standard Stabilizer Telescopic stabilizers. Not available with wide track axle.		No Charge
332600	3 Point Linkage With Sway block stabilizers and telescoping lower links. For wide track axle only.		No Charge

**FARMALL 95 HIGH CLEAR TRACTOR
US PRICE LIST**

(Ex Works Port of Entry)

REAR 3-POINT

SD T8960 3 - POINT LINKAGE-REAR

	XT8960X	Fixed lower links Standard hitch configuration. For wide track axle only.			No Charge
	335902	Telescoping lower links Hitch with telescoping lower links. Not available with wide track axle.			No Charge

HYDRAULICS

SD T8230 HYD PUMP

	330690	16.1 gpm hydraulic pump			No Charge
--	--------	-------------------------	--	--	-----------

SD T8270 REAR REMOTES

	335417	2 open center valves 1st valve with kickout and 2nd valve with float and kickout			No Charge
	335103	3 open center valves 1st valve with kickout and 2nd and 3rd valve with float and kickout			\$722.00

POWER BEYOND

SD T8280 MID-MOUNT VALVES

	335560	Power beyond plumbing Power Beyond hydraulics for mid-mount valve connection			No Charge
--	--------	--	--	--	-----------

PTO

SD T8010 PTO

	XT8010X	Base PTO 1-3/8 in. 6 splines			No Charge
	335959	540/1,000 RPM Mech PTO Two PTO ends, 1-3/8 in. 6 and 21 splines.			\$558.00

FRONT WHEELS AND TIRES

SD T4940 FRONT WHEELS AND TIRES

MFD

	8200000	Less front wheels/tires MFD Must be ordered with less Rear wheels and tires			(\$1,831.00)
	8272604	13.6R38 R1W For use with 13.6R38 R1W Rear wheels and tires			No Charge

**FARMALL 95 HIGH CLEAR TRACTOR
US PRICE LIST**

(Ex Works Port of Entry)

8272804	13.6R38 R1W Wide track For use with 13.6R38 R1W Rear wheels and tires		No Charge
8898404	320/80R42 A8 For use with 320/80R42 R1W Rear wheels and tires		\$1,172.00
8898504	320/80R42 R1W Wide track For use with 320/80R42 R1W Rear wheels and tires		\$1,172.00
8214404	9.5R48 A8 Standard For use with 9.5R48 230/95R48 Rear wheels and tires Long lead time item, please allow 6 months lead time when ordering		\$1,684.00
8215404	9.5R48 R1W Wide Track For use with 9.5R48 230/95R48 Rear wheels and tires Long lead time item, please allow 6 months lead time when ordering		\$1,684.00

REAR AXLE

SD_T4810 REAR AXLE

XT4810X	Standard rear axle		No Charge
333330	Wider track rear axle For use with 13.6R38, 320/80R42, or 9.5R48 Wider track front tires Requires 3 Point Linkage and Stabilizer for wide track axle. (XT8960X and 332600)		\$1,315.00

REAR WHEELS AND TIRES

SD_T4950 REAR WHEELS AND TIRES

8300000	Less Rear Rims & Tires Must be ordered with less Front wheels and tires		(\$1,831.00)
8372604	13.6R38 R1W 8372604 For use with 13.6R38 R1W Front wheels and tires		No Charge
8930504	320/80R42 R1W For use with 320/80R42 R1W Front wheels and tires		\$1,172.00
8322704	9.5R48 R1W For use with 9.5R48 R1W front wheels and tires Long lead time item, please allow 6 months lead time when ordering		\$1,684.00

**FARMALL 95 HIGH CLEAR TRACTOR
US PRICE LIST**

(Ex Works Port of Entry)

OTHER EQUIPMENT

REAR BALLAST

SD T4961 REAR BALLAST

	XT4961X	Standard less rear ballast			No Charge
	330471	6 rear wheel weights 3 each side @ 110 lbs./50 kg each Not allowed with less wheel and tire option			\$886.00

OPERATOR'S MANUAL

SD T9802 OPERATORS MANUAL

	XT9802X	Less add'l operator manual			No Charge
	333986	Spanish operator's manual, North American Spanish Manual			No Charge

SD T9803 FRENCH OPERATOR MANUAL

	XT9803X	Less French operator manual			No Charge
	330472	French operator's manual North American French Manual			No Charge



PARTS DIVISION SUPPLIED ACCESSORIES FOR FARMALL® SERIES TRACTORS				
Part Number	Description	Approximate Installation Time (Hours)	Farmall 95	Farmall 95HC
	Hydraulics			
719055555	2nd valve kit for tractor with one valve	4	x	
719357595	3rd valve kit for tractor with two valves	4		x
	Weights			
719397505	Front Weight Carrier	0.5	x	
**	Front Weights- 600 lb. (6 MX Magnum Style segments with hardware)		x	x
	** Order Wholegoods Attachment # 719669016 through the Racine Tractor plant			
710470100	110 lb Rear Wheel Weights (Set of 4, total weight 440 lbs)	1.25	x	x
	Fenders			
710860535	Fenders for MFD Models - not compatible with front end loaders	1	x	
	Exhaust			
719158565	Underslung Exhaust	0.8	x	
	Electrical			
82015690	4 to 3 prong electrical adapter (Used to power monitors)		x	x
***	Radios and Installation Kits		x	x
	*** After-Sales Marketing - Ship Direct (Refer to the Buyer's Guide)			
	Miscellaneous			
719879505	External Cab Mirror (Set of 2)	0.2	x	x
719914505	Drawbar Clevis	0.4	x	x
719113505	Battery Raise Kit (For use with front mounted hydraulic pumps)	0.3	x	x
710206034	Engine Block Heater, 120 volt (for 4.5L engine)	0.75	x	x
710642505	Rear Window Wiper and Washer		x	x
719099505	Steel FOPS (Falling Object Protection Structure) canopy for ROPS tractors	1	x	x
	Direct Ship Parts			
FFMA532RDS	Red Fiberglass Canopy (ROPS Only). Order from After-Sales Marketing - Ship Direct (Refer to the Buyer's Guide)	1	x	x



PURCHASED PROTECTION

Pricing and program details can be found on the Dealer Portal or by contacting the CPP hotline @ 1-866-606-1802. Not all models are eligible for CPP.

AGRICULTURAL EQUIPMENT

U.S. PRICE LIST

FARMALL[®] N AND V SERIES TRACTORS

PL- 100 FN REVISION 11

SAP PRICE LIST 026 C2

EFFECTIVE OCTOBER 1, 2013

THIS IS A COMPLETE REVISION

This price list is intended for dealers with the AG and AL contracts.

This Complete Revision includes new or revised information and replaces all prior revisions.

The prices included in this revision supersede any prices established prior to the effective date shown unless specifically identified in a price bulletin as superseding this price list.

NOTE: Dealers should retain prior price list pages for any discontinued machines or attachments remaining in inventory.

Copyright 2013 By

CNH America LLC



GENERAL INFORMATION

ADVANCE FREIGHT

Advance freight will be added to the machinery invoice as a separate net charge for machinery shipped from field locations or from other than specified Ex Works locations.

PRICES

Prices are Ex Works factory, where the goods are manufactured, except where noted. For detailed information concerning prices, please refer to your OPERATING GUIDE.

CONTENTS OF ORGANIZATION

CNH America LLC issues price lists and revisions covering each Case IH contract. The U.S. Price List is published in U.S. funds and the Canadian Price List is published in Canadian funds. Ensure that you are using the correct price list. U.S. or Canada is referenced at the top of each page and the Canadian price lists have a Maple Leaf on the price list cover page.

Freight, duty and sales taxes are NOT included in any wholegoods or attachment prices shown in the price list. Any appropriate freight, duty, Federal, State, and Provincial taxes will be added to the machinery invoice as separate net charges.

PROCEDURE

The price pages for each machine (or group of machines) lists both "Factory Supplied Options" and/or "Factory Supplied Attachments."

Each price list is comprised of the various machines sold under that contract. Each price book section has "Factory Supplied Options" and/or "Factory Supplied Attachments" price pages. When ordering and pricing a machine follow the ordering instructions listed for that machine. Attachments listed following the "Factory Supplied Attachments" heading are available for installation in the field.



GENERAL INFORMATION

DISTRIBUTION OF PRICE LISTS

Price lists and periodic price list revisions will be posted on the Dealer Portal, and distributed electronically when possible.

Printed copies of current price lists, index tabs and binders can be purchased from the Document Management Center (DMC). Orders should be placed only through the DMC web site link located on the Dealer Portal.

Document Management Center (DMC)
2205 Durand Avenue
Racine, WI 53403

DMC customer service:
(for inquiries - not to place orders)
(262)636-7540
Internal E-mail: #NA DMC ORDER CENTER

Complete U.S. Price List is PL-100
Complete Canadian Price List is PLC-100

Periodic price list revisions are usually accompanied by a cover sheet which carries instructions on price page changes and where to insert replacement or new price pages. The revisions are dated and are effective as of that date.



FARMALL® SPECIALTIES N & V SERIES TRACTORS TABLE OF CONTENTS

FARMALL® N and V SERIES TRACTORS

FARMALL N SERIES TRACTOR

Standard Features	1
Price List	4

FARMALL 105V TRACTOR

Standard Features	11
Price List	13

PARTS DIVISION SUPPLIED ACCESSORIES	19
---	----

FARMALL® SPECIALTIES N & V TIRE CHARTS	20
--	----

CASE IH PURCHASED PROTECTION PLAN	21
---	----

L540 LOADERS for FARMALL N

Standard Features	23
Price List	24
Factory Supplied Attachments.....	26

FARMALL N SERIES TRACTORS
US PRICE LIST

(Ex Works Port of Entry)
Standard Equipment

ENGINE: 75 HP

US - EPA Tier III Emissions Compliant
76 Gross Engine hp
62 PTO hp @ 2300 engine rpm
4 Cylinder turbocharged intercooled engine
195 cu. in. (3.2 L) Displacement
Bosch fuel injection pump
Dual element air filter
Electric engine shutoff
Grid heater starting aid
Under Hood Muffler with horizontal exhaust
20-gallon (77 L.) Fuel Tank
Hand and foot throttle controls

ENGINE: 95 HP

US- EPA Tier III Emissions Compliant
95 Gross Engine hp
82 PTO hp @ 2300 engine rpm
4 Cylinder turbocharged intercooled engine
274 cu. in. (4.5 L) Displacement
Bosch fuel injection pump
Engine oil cooler
Dual element air filter
Electric engine shutoff
Grid heater starting aid
Under Hood Muffler with horizontal exhaust
20-gallon (77 L.) Fuel Tank
Hand and foot throttle controls

ENGINE: 105 HP

US - EPA Tier III Emissions Compliant
106 Gross Engine hp
92 PTO hp @ 2300 engine rpm
4 Cylinder turbocharged intercooled engine
274 cu. in. (4.5 L) Displacement
Bosch fuel injection pump
Dual element air filter
Electric engine shutoff
Grid heater starting aid

ENGINE 105HP: (continued)

Under Hood Muffler with horizontal exhaust
20-gallon (77 L.) Fuel Tank
Hand and foot throttle controls

OPERATOR PROTECTIVE STRUCTURE:

ROPS: Foldable midmounted roll bar
Isolation mounted platform
Steering wheel: telescoping
Seat: Vinyl covered with operator's presence sensor and seat belt

CAB: Integral ROPS protected, isolation mounted, with heater and air conditioner (includes pollen filters and high capacity cab air pressurizer), tinted glass, front and rear wipers and washers, two doors with locks, interior light, hinged front and rear window, standard radio, factory installed blue tooth capable radio with MP3 input port, rear cab access panel and separate access point to route harnesses or cables
Steering wheel: telescoping
Seat: Deluxe cloth with operator's presence sensor and seat belt

INSTRUMENTATION:

Electronic Instrumentation cluster with digital readout for PTO, engine rpm and ground speed

TRANSMISSION:

Synchronized 16 x 16 Mechanical Shuttle
(4) Synchronized Gears
(4) Non-synchronized Ranges

FARMALL N SERIES TRACTORS
US PRICE LIST

(Ex Works Port of Entry)
Standard Equipment

CLUTCH:

11 in. cerametallic driveline clutch

STEERING/BRAKES:

Hydrostatic Power Steering
Hydraulically actuated wet disc brakes
(self-equalizing and self-adjusting)
Parking brake - hand operated

HYDRAULICS:

Open center system
Dual gear pumps
Maximum flow at rated engine speed:
Implement pump:
12.7 gpm (48 L/m)
for Farmall 75N and 95N
16.9 gpm (64 L/m)
for Farmall 105N
Steering pump: 7.2 gpm (27 L/m)
Two rear open center remote valves
with push-pull couplers

AXLES:

2WD Front Axle:
(optional on Farmall 75N)
57 degree Turning Angle
8 degree Axle Oscillation

MFD Front Axle: (standard)

Electrohydraulic MFD engagement
55 degree Turning Angle
8 degree Axle Oscillation
Differential lock:
2WD - Electrohydraulic engaged rear
MFD - MFD electrohydraulic
engaged front and rear

MFD front tires:

7.50R18 (R1)

Rear tires:

14.9R28; 380/85R28 (R1)

HITCH:

3-Point Category II with fixed lower
links and adjustable sway block
stabilizers
Convertible width to Category I, II and
IIN
4400 lbs. Lift Capacity (SAE)*
Two lever controls
(one for position and one for draft)
Fast Raise/Lower Control
Lower link draft sensing
Heavy-duty swinging drawbar with
clevis hitch

ROPS: Mechanical Draft Control**Cab: Electronic Draft Control**

* Manufacturer's rating

PTO:

540 rpm independant PTO
11 inch cerametallic PTO clutch
Single lever, hydraulic Servo-Assist
engagement

ELECTRICAL:

(1) 12-volt 800 cca Battery
120 amp Alternator
7-pin outlet for trailer/implement
lighting and signals
4-pin power outlet (40 amp)
Single pin (8 amp) accessory
power outlet

LIGHTING:**ROPS:**

Two halogen front headlights
One rear worklight
Turn signals and flashers

CAB:

Two halogen front headlights
Two front and two rear halogen
worklights
Turn signals and flashers

FARMALL N SERIES TRACTORS
US PRICE LIST

(Ex Works Port of Entry)
Standard Equipment

MISCELLANEOUS:

Pivoting, one-piece engine hood
Engine compartment side protection
shields
SMV emblem
Toolbox

**FARMALL N SERIES TRACTORS
US PRICE LIST**

(Ex Works Port of Entry)
Models

COMMERCIAL MODEL	VERSION	ENGINE POWER	Weight	List Price
FARMALL 75N SPECIALT	Cab	76 HP	8,360 LB	\$57,364.00
FARMALL 75N SPECIALT	Rops	76 HP	8,360 LB	\$45,235.00
FARMALL 95N SPECIALT	Cab	96 HP	6,300 LB	\$62,140.00
FARMALL 95N SPECIALT	Rops	96 HP	8,888 LB	\$50,336.00
FARMALL 105N SPCIALT	Cab	106HP	8,360 LB	\$65,766.00
FARMALL 105N SPCIALT	Rops	106HP	8,360 LB	\$53,125.00

Factory Supplied Options

Order Code	Description	Weight	List Price
------------	-------------	--------	------------

OPERATOR STRUCTURE

SD_T9233 CARBON FILTERS

Cab-ROPS			
XT9233X	Less Carbon Air Filter		No Charge
CAB			
331645	Carbon Air Filter Supplied in a box inside cab (Not Installed)		\$240.00

MIRRORS

SD_T9368 CAB INTERNAL MIRROR

Cab-ROPS			
XT9368X	Standard less internal mirror		No Charge
CAB only			
330881	Cab interior mirror		\$82.00

BEACON LIGHTING

SD_T9146 ROTARY BEACON

Cab-ROPS			
XT9146X	Less LH rotary beacon		No Charge

**FARMALL N SERIES TRACTORS
US PRICE LIST**

(Ex Works Port of Entry)

ROPS only					
		331916	Rotating beacon-left side		\$195.00
CAB only					
		336920	Foldable Beacon		\$250.00

SEAT

SD_T8500 SEAT

ROPS					
		333155	ROPS Seat belt & Oper. Pre. Sw Vinyl seat with seat belt and operators presence sensor		No Charge
CAB					
		335859	Deluxe Fabric Seat with seat belt, and operator presence sensor		No Charge
		337859	Deluxe Fabric Seat w/Air Susp with seat belt, and operator presence sensor		\$841.00

ENGINE

EXHAUST SYSTEMS

SD_T1510 ENGINE EXHAUST

CAB & ROPS					
		332150	Horizontal exhaust with guard and dry air cleaner		No Charge
CAB					
		331151	Vert Exhaust w/guard Compatible with 95N, 105N and 105V. Not compatible with 75N when equipped with 2 Electronic Mid-Mount Valves (743970).		\$228.00

TRANSMISSION

TRANSMISSION

SD_T2800 SPEED

2WD/MFD					
		743507	30 KPH Not available on the Farmall 105N model		No Charge
MFD Only					
		X28004X	40KPH		
			if ENGINE POWER is 106HP		No Charge
			if ENGINE POWER is 96 HP		\$560.00
			if ENGINE POWER is 76 HP		\$560.00

**FARMALL N SERIES TRACTORS
US PRICE LIST**

(Ex Works Port of Entry)

SD T2810 TRANSMISSION

	X28103X	Mech Shuttle 16X16 16x16 with mechanical shuttle		No Charge
	743509	16x16 Power Shuttle Requires 16.9 GPM Implement Pump (743524)		\$1,998.00
	743510	32X16 Power Shuttle w/ Hi/Lo Requires 16.9 GPM Implement Pump (743524)		\$3,611.00

SD T3230 CREEPER or Interlock

	XT3230X	Less standard creeper		No Charge
	335111	Creeper 44+16 for Hi/Lo		\$1,437.00

HITCH

SD T8200 HITCH

ROPS Only				
	XT8200X	Cat I/II 3-point hitch with Mechanical Draft Control		No Charge
Cab Only				
	743523	Electronic Draft Control_EDC Not available with 2WD on Farmall N		No Charge

REAR 3-POINT

SD T8960 3 - POINT LINKAGE-REAR

	XT8960X	Fixed lower links		No Charge
	744479	Lower Links Claw Ends		No Charge

HYDRAULICS

SD T8230 HYD PUMP

	XT8230X	Standard hydraulic pump 12.7 GPM (48 L/min) implement pump Not available with Farmall 105N		No Charge
	743524	16.9 GPM implement pump Required with Power Shuttle Transmissions (743509 and 743510) Required with Farmall 105N and 105V		
		if ENGINE POWER is 106HP		No Charge
		if ENGINE POWER is 76 HP		\$580.00
		if ENGINE POWER is 96 HP		\$580.00

**FARMALL N SERIES TRACTORS
US PRICE LIST**

(Ex Works Port of Entry)

SD_T8270 REAR REMOTES

Cab-ROPS				
	X82701X	Base Rear Remote Valves 2 rear open center remote valves		No Charge
	743525	3rd Remote - 1 Flow Control 3 remotes, third valve with kick-out and flow control		\$952.00
	743526	3 Remote, 2 Divert, 1 Flow CTL		\$1,331.00
ROPS Only				
	743527	3 Remote, 2 Divert, 2 Flow CTL Not available with electronic draft control (743523)		\$1,346.00

MID-MOUNT VALVES

SD_T8280 MID-MOUNT VALVES

Cab-ROPS				
	XT8280X	Base Equipment -See Std Featrs Less Mid-Mount Valve		No Charge
CAB only				
	743970	2 Electronic Mid-Mount Valves with 10 couplers (Not compatible with Loader installation) Requires 16.9 GPM Implement Pump (743524)		\$5,332.00

PTO

SD_T8010 PTO

	X80103X	540 PTO Speed		No Charge
	330808	540/1000 RPM Mechanical PTO. Includes two interchangeable shafts		\$591.00

FRONT AXLE

SD_T4010 FRONT AXLE

2WD				
	743515	2WD Front Axle 2WD is only available on Farmall 75N ROPS tractors Requires 30 KPH (743507) Not available with 32 x 16 Power Shuttle with Hi/Lo (743510)		(\$8,197.00)
MFD				
	X40105X	Std 4WD & Electro Hyd Diff		No Charge

**FARMALL N SERIES TRACTORS
US PRICE LIST**

(Ex Works Port of Entry)

FRONT WHEELS AND TIRES

SD T4940 FRONT WHEELS AND TIRES

2WD					
	8109401	6.00-16 8PR F2 Only available on Farmall 75N ROPS			(\$734.00)
	8112301	7.00-12 6PR F2 Only available on Farmall 75N ROPS			(\$536.00)
	8199801	Non-Return Ship Wheels - 2WD Only available on Farmall 75N ROPS Must be ordered with non-returnable rear shipping wheels			(\$911.00)
MFD					
	8211401	7.50R16 A8			No Charge
	8218401	7.50R18 R1			No Charge
	8219401	7.50R18 A8 RIM 5.50			No Charge
	8807401	260/70R16 R1			\$37.00
	8808401	280/70R16 A8			\$12.00
	8809401	280/70R18 A8			\$190.00
	8814401	240/70R16 A8			\$105.00
	8299801	Non-Return Ship Wheels - 4WD Must be ordered with non-returnable rear shipping wheels			(\$911.00)

REAR WHEELS AND TIRES

SD T4950 REAR WHEELS AND TIRES

	8350401	13.6R28, 340/85R28 R1			No Charge
	8351401	14.9R28, 380/85R28 R1			No Charge
	8935401	360/70R24 A8			(\$217.00)
	8938401	380/70R24 A8			(\$383.00)
	8940401	420/70R24 A8			(\$229.00)
	8948401	360/70R28 A8			\$408.00
	8951401	420/70R28 A8			\$600.00
	8399401	Non-Returnable Ship Wh 24" This option sets the fender for use with 24" tires Must be ordered with non-returnable front shipping wheels			(\$1,294.00)
	8399801	Non-Returnable Shipping Wheel This option sets the fender for use with 28" and 30" tires Must be ordered with non-returnable front shipping wheels			(\$1,511.00)

**FARMALL N SERIES TRACTORS
US PRICE LIST**

(Ex Works Port of Entry)

OTHER EQUIPMENT

FRONT BALLAST

SD T2150 FRONT BALLAST

	XT2150X	Standard less front ballast			No Charge
	338243	Carrier Weights (5) 4 weights (25 Kg/55 lbs each) + carrier with front tow hook (25 Kg/55 lbs) total weight = 125 Kg / 275 lbs.			\$502.00

REAR BALLAST

SD T4961 REAR BALLAST

	XT4961X	Standard less rear ballast			No Charge
	744134	Wheel Weights Rear wheel weights- 6 -70 lbs (420 lbs) weights on 24" wheels 4- 110 lbs (440 lbs) weights on 28" tires			\$604.00

OPERATOR'S MANUAL

SD T9802 OPERATORS MANUAL

	XT9802X	Less add'l operator manual			No Charge
	334986	North American Spanish Manual			No Charge

SD T9803 FRENCH OPERATOR MANUAL

	XT9803X	Less French operator manual			No Charge
	330472	French operator's manual			No Charge

FARMALL 105V TRACTOR
US PRICE LIST

(Ex Works Port of Entry)
Standard Equipment

DIESEL ENGINE

105V
106 Gross Engine hp
92 PTO hp @ 2300 rpm
274 cu. in. (4.5L) Displacement
4 Cyl Turbocharged Intercooled Eng

U.S. - EPA Tier III Emissions Compliant
Bosch Fuel Injection Pump
Electric Engine Shutoff
Hand and Foot Throttle Controls
Grid Heater Starting Aid
Dual Element Air Filter
Under Hood Muffler
Horizontal Exhaust
19.3 gallon Fuel Capacity

CLUTCH/TRANSMISSION:

11 in. Cerametallic Driveline Clutch
16F x 16R (4 ranges of 4 synchronized
gears)
Synchronized Mechanical Shuttle

FRONT AXLE:

FWD
Electrohydraulic FWD Engagement
55° Turn Angle
8° Axle Oscillation

STEERING/BRAKES:

Hydrostatic Power Steering
Hydraulic Wet Disc Brakes (equalizing
and self-adjusting)
Independent Park Brake - hand
operated

DIFFERENTIAL LOCK:

FWD
Electrohydraulic Engaged
Front and Rear

HYDRAULIC SYSTEM:

Open Center System
Dual Gear Pumps
Maximum Flow at Rated Engine Speed:
Implement Pump
16.9 gpm (64L/m)
Steering Pump:
7.2 gpm (27L/m)
(2) Rear Open Center Remote Valves

PTO

11 in. Cerametallic PTO Clutch
Independent, 540 rpm
Single Lever, Hydraulic Servo-Assist
Engagement
Fixed PTO Shaft Guard

3-POINT LIFT SYSTEM

(2) Lever Controls (one for position,
one for draft)
Fast Raise/Lower Control
4045 lbs. Lift Capacity (SAE)
Category II Fixed Link Ends - convertible
Width to Category I and IN
Adjustable Stabilizer Plates with screw
type limiters
Lower Link Draft Sensing

INSTRUMENTATION:

Electronic Instrument Cluster with Digital
Readout for PTO rpm and Ground
Speed

Rear tires:

11.2R24 (8337401)

Front tires:

8.0/75-15 (8260301)

FARMALL 105V TRACTOR
US PRICE LIST

(Ex Works Port of Entry)
Standard Equipment

ELECTRICAL:

(1) 12-volt, 800 cca Battery -
120 amp Alternator 800 CCA
7-Pin Outlet for Trailer/Implement
lighting
4-Pin Power Outlet (40 amp)
Single Pin (8 amp) Accessory Power
outlet

LIGHTING:

(2) Halogen Front Headlights
Turn Signals/Flashers
(1) Rear Worklight - ROPS
(2) Front and (2) Rear Halogen
Worklights - CAB

**OPERATOR PROTECTIVE STRUCTURE:
ROPS**

Foldable Midmounted Roll Bar
Isolation Mounted Platform
Telescopic Steering Wheel
Vinyl Seat Cover with Operator's
Presence Sensor

CAB

Deluxe Cab with Heater and Air
Conditioner
(2) Cab External Air Filters
(2) Cab Interior Recirculation Filters

OPERATOR PROTECTIVE STRUCTURE:

CAB (continued)
Isolation Mounted Cab
Integral ROPS
(2) Doors with Locks
Tinted Glass
Hinged Rear Window
Rear Cab Access Panel for
Control/Monitor Box
or Wiring Harness Entrance
Front Wiper and Washer
Telescoping Steering Wheel
Interior Rearview Mirror
Cloth Seat Cover with operator's
presence sensor

MISCELLANEOUS:

Pivoting Engine Hood
Engine Compartment Side Protection
Shields
Swinging Drawbar with Clevis Hitch
Lower Fuel Tank Protection Shield
SMV Emblem

WARRANTY:

Case IH Standard Warranty Applies

**FARMALL 105V TRACTOR
US PRICE LIST**

(Ex Works Port of Entry)
Models

COMMERCIAL MODEL	VERSION	ENGINE POWER	Weight	List Price
FARMALL 105V SPCIALT	Cab	106HP	7,237 LB	\$63,691.00
FARMALL 105V SPCIALT	Rops	106HP	8,360 LB	\$53,125.00

Factory Supplied Options

Order Code	Description	Weight	List Price
------------	-------------	--------	------------

OPERATOR STRUCTURE

SD T9233 CARBON FILTERS

Cab-ROPS			
XT9233X	Less Carbon Air Filter		No Charge
CAB			
331645	Carbon Air Filter Supplied in a box inside cab (Not Installed)		\$240.00

RADIO

SD T9160 RADIO READY

CAB & ROPS			
XT9160X	Standard less radio ready		No Charge
CAB Only			
743974	Radio		\$350.00

MIRRORS

SD T9365 EXTERNAL MIRRORS

ROPS only			
X93652X	Less Mirrors (ROPS)		No Charge
CAB only			
XT9365X	Standard less manual mirrors		No Charge
332879	2 Mirror Cab, 1 Left & 1 Right		\$163.00

SD T9368 CAB INTERNAL MIRROR

Cab-ROPS			
XT9368X	Standard less internal mirror		No Charge

**FARMALL 105V TRACTOR
US PRICE LIST**

(Ex Works Port of Entry)

CAB only				
	330881	Cab interior mirror		\$82.00

BEACON LIGHTING

SD_T9146 ROTARY BEACON

Cab-ROPS				
	XT9146X	Less LH rotary beacon		No Charge
ROPS only				
	331916	Rotating beacon-left side		\$195.00
CAB only				
	336920	Foldable Beacon		\$250.00

SEAT

SD_T8500 SEAT

ROPS				
	333155	ROPS Seat belt & Oper. Pre. Sw Vinyl seat with seat belt and operators presence sensor		No Charge
CAB				
	335859	Deluxe Fabric Seat with seat belt, and operator presence sensor		No Charge
	337859	Deluxe Fabric Seat w/Air Susp with seat belt, and operator presence sensor		\$841.00

ENGINE

EXHAUST SYSTEMS

SD_T1510 ENGINE EXHAUST

CAB & ROPS				
	332150	Horizontal exhaust with guard and dry air cleaner		No Charge
CAB				
	331151	Vert Exhaust w/guard Compatible with 95N, 105N and 105V. Not compatible with 75N when equipped with 2 Electronic Mid-Mount Valves (743970).		\$228.00

TRANSMISSION

TRANSMISSION

SD_T2800 SPEED

MFD Only				
	X28004X	40KPH		No Charge

**FARMALL 105V TRACTOR
US PRICE LIST**

(Ex Works Port of Entry)

SD T2810 TRANSMISSION

	X28103X	Mech Shuttle 16X16 16x16 with mechanical shuttle			No Charge
	743509	16x16 Power Shuttle Requires 16.9 GPM Implement Pump (743524)			\$1,998.00
	743510	32X16 Power Shuttle w/ Hi/Lo Requires 16.9 GPM Implement Pump (743524)			\$3,611.00

SD T3230 CREEPER or Interlock

	XT3230X	Less standard creeper			No Charge
	335111	Creeper 44+16 for Hi/Lo			\$1,437.00

HITCH

SD T8200 HITCH

ROPS Only					
	XT8200X	Cat I/II 3-point hitch with Mechanical Draft Control			No Charge
Cab Only					
	743523	Electronic Draft Control _EDC Not available with 2WD on Farmall N			No Charge

SD T8990 IDR TOP LINK/RH LIF

	XT8990X	Mech Adjustable Linkage			No Charge
	743536	Hydraulic Adjustable Linkage			\$613.00

REAR 3-POINT

SD T8960 3 - POINT LINKAGE-REAR

	XT8960X	Fixed lower links			No Charge
	744479	Lower Links Claw Ends			No Charge

HYDRAULICS

SD T8230 HYD PUMP

	743524	16.9 GPM implement pump Required with Power Shuttle Transmissions (743509 and 743510) Required with Farmall 105N and 105V			No Charge
--	--------	---	--	--	-----------

SD T8270 REAR REMOTES

Cab-ROPS					
	X82701X	Base Rear Remote Valves 2 rear open center remote valves			No Charge

**FARMALL 105V TRACTOR
US PRICE LIST**

(Ex Works Port of Entry)

	743525	3rd Remote - 1 Flow Control 3 remotes, third valve with kick-out and flow control			\$952.00
	743526	3 Remote, 2 Divert, 1 Flow CTL			\$1,331.00
ROPS Only					
	743527	3 Remote, 2 Divert, 2 Flow CTL Not available with electronic draft control (743523)			\$1,346.00

MID-MOUNT VALVES

SD_T8280 MID-MOUNT VALVES

Cab-ROPS					
	XT8280X	Base Equipment -See Std Featrs Less Mid-Mount Valve			No Charge
CAB only					
	743970	2 Electronic Mid-Mount Valves with 10 couplers (Not compatible with Loader installation) Requires 16.9 GPM Implement Pump (743524)			\$5,332.00

PTO

SD_T8010 PTO

	X80103X	540 PTO Speed			No Charge
	330808	540/1000 RPM Mechanical PTO. Includes two interchangeable shafts			\$591.00

FRONT AXLE

SD_T4010 FRONT AXLE

MFD					
	X40105X	Std 4WD & Electro Hyd Diff			No Charge

FRONT WHEELS AND TIRES

SD_T4940 FRONT WHEELS AND TIRES

	8260301	8.0/75-15 6PR R1			No Charge
	8806401	200/70R16 A8			\$152.00
	8808401	280/70R16 A8			\$352.00
	8814401	240/70R16 A8			\$395.00
	8299801	Non-Return Ship Wheels - 4WD Must be ordered with non-returnable rear shipping wheels			(\$420.00)

**FARMALL 105V TRACTOR
US PRICE LIST**

(Ex Works Port of Entry)

REAR WHEELS AND TIRES

SD T4950 REAR WHEELS AND TIRES

	8337401	11.2R24 A8			No Charge
	8929401	360/70R20 A8 Requires rear fenders with extensions (744478) Requires hydraulic rod (743536) Not compatible with rear wheel weights (744134)			\$1,087.00
	8935401	360/70R24 A8			\$969.00
	8948401	360/70R28 A8			\$679.00
	8399401	Non-Returnable Ship Wh 24" This option sets the fender for use with 24" tires Must be ordered with non-returnable front shipping wheels			(\$525.00)
	8399801	Non-Returnable Shipping Wheel This option sets the fender for use with 28" and 30" tires Must be ordered with non-returnable front shipping wheels			(\$525.00)

OTHER EQUIPMENT

FRONT BALLAST

SD T2150 FRONT BALLAST

	XT2150X	Standard less front ballast			No Charge
	338243	Carrier Weights (5) 4 weights (25 Kg/55 lbs each) + carrier with front tow hook (25 Kg/55 lbs) total weight = 125 Kg / 275 lbs.			\$502.00

REAR BALLAST

SD T4961 REAR BALLAST

	XT4961X	Standard less rear ballast			No Charge
	744134	Wheel Weights Rear wheel weights- 6 -70 lbs (420 lbs) weights on 24" wheels 4- 110 lbs (440 lbs) weights on 28" tires			\$604.00

OPERATOR'S MANUAL

SD T9802 OPERATORS MANUAL

	XT9802X	Less add'l operator manual			No Charge
	334986	North American Spanish Manual			No Charge

**FARMALL 105V TRACTOR
US PRICE LIST**

(Ex Works Port of Entry)

SD T9803 FRENCH OPERATOR MANUAL

		XT9803X	Less French operator manual			No Charge
		330472	French operator's manual			No Charge



PARTS DIVISION SUPPLIED ACCESSORIES - FARMALL N and V SERIES TRACTORS

Part #	Description	Approx. Install Time (hours)	Farmall 75N	Farmall 95N	Farmall 105N
719879020	Two external mirrors - Cab	2	X	X	X
710206034	Engine Block Heater, 110 volt	1.5		X	X
710206084	Engine Block Heater, 110 volt	1.5	X		
718367020	3rd Rear Remote Valve w/float	4	X	X	X

Farmall Specialties N & V Tire Chart



Tire Combinations for 2WD FARMALL 75N				
Rear Tires and Wheels		Front Wheels and Tires		
Code	Description	8109401 6.00-16 8PR F2	8112301 7.00-12 F2	8199801 Front Shipping Wheels
8350401	13.6R28 (R1)	X		
8351401	14.9R28 (R1)	X		
8935401	360/70R24 (R1)		X	
8948401	360/70R28 (R1)	X		
8938401	380/70R24 (R1)		X	
8940401	420/70R24 (R1)		X	
8951401	420/70R28 (R1)		X	
8399401	Non-Returnable Ship 24"			X
8399801	Rear Shipping Wheels			X

Tire Combinations for MFD FARMALL 75N, 95N, 105N and 105V											
Rear Tires and Wheels		Front Wheels and Tires									
Code	Description	8211401 7.50R16 R1*	8218401 7.50R18 R1*	8219401 7.50R18 R1*	8260301 8.0/75R15 R1**	8806401 200/70R16 R1**	8814401 240/70R16 R1	8807401 260/70R16 R1*	8808401 280/70R16 R1	8809401 280/70R18 R1*	8299801 Front Shipping Wheels
8337401	11.2R24 (R1)**				X						
8350401	13.6R28 (R1)*	X	X	X							
8351401	14.9R28 (R1)*	X	X								
8929401	360/70R20 (R1)**					X					
8935401	360/70R24 (R1)						X				
8948401	360/70R28 (R1)								X		
8938401	380/70R24 (R1)*	X						X			
8940401	420/70R24 (R1)*						X				
8951401	420/70R28 (R1)*								X		
8399401	Non-Returnable Ship 24"									X	
8399801	Rear Shipping Wheels										X

NOTE: ALL SHIPPING WHEELS SHOWN ARE NON-RETURNABLE

KEY

* = Farmall N ONLY

** = Farmall V ONLY



PURCHASED PROTECTION

Pricing and program details can be found on the Dealer Portal or by contacting the CPP hotline @ 1-866-606-1802. Not all models are eligible for CPP.

**L540 LOADER FOR FARMALL N TRACTORS
US PRICE LIST**

(Ex Works Telford, TN)

Standard Equipment

MODEL COMPATIBILITY:

Model L540 Tractor Mounted Farm
Loader - For installation on the
Farmall 75N, 95N & 105N

SPECIFICATIONS:

SPECIFICATIONS:
For L540 Loader with
Farmall 75N, 95N & 105N

STANDARD EQUIPMENT:

Bucket Level Indicator

Loader specifications may vary with
tractor model, hydraulic system,
tire size, etc.

WARRANTY:

Case IH Standard Warranty Applies

(specifications to be determined)

ORDER CONFIGURATIONS:

Base loader orders (NON-Fast Pick)
must be ordered with the following
components to be complete:
-Mounting Kit
-Hydraulic Joystick/Valve Package
-Bucket

**L540 LOADER FOR FARMALL N TRACTORS
US PRICE LIST**

(Ex Works Telford, TN)

Models

COMMERCIAL MODEL	VERSION	Weight	List Price
L540 LOADER	Standard	1,300 LB	\$4,054.00

Factory Supplied Options

Order Code	Description	Weight	List Price
------------	-------------	--------	------------

MOUNTING BRACKETS

SD_N5802 REAR BRACKETS

	XN5802X	No Rear Mounting Brackets	No Charge
	424994	Rear Mounting Brackets Mounting brackets for Farmall 75N, 95N & 105N	\$1,540.00

HYDRAULICS

SD_20005 2 RMT MID VALVE

	X20005X	No selection	No Charge
	424993	MMV 2 function with joystick Valve and joystick for Farmall 75N, 95N & 105N	\$1,045.00

LOADER BUCKETS AND ATTACHMENTS

SD_K5230 BUCKET

	XK5230X	No Bucket	No Charge
	730417	84" Std Material Bucket Q/A Skid Steer Style QA 0.59 yd³ struck capacity, 0.71 yd³ heaped capacity For L540 Standard only	\$961.00

SD_N5242 72 INCH MATERIAL BUCKET

	XN5242X	No 72 Inch Material Bucket	No Charge
	715727	72 in. Material Q/A Skid Steer Style QA 0.51 yd³ struck capacity, 0.61 yd³ heaped capacity	\$825.00

**L540 LOADER FOR FARMALL N TRACTORS
US PRICE LIST**

(Ex Works Telford, TN)

OTHER EQUIPMENT - LOA

SD N5343 BALE FRK WITH BACK STOP

	XN5343X	No Bale Fork w Back Stop			No Charge
	730842	Bale Fork w Back Stop			\$1,101.00

**L540 LOADER FOR FARMALL N TRACTORS
US PRICE LIST**

(Ex Works Telford, TN)

Factory Supplied Attachments

Order Code	Description	Weight		List Price
------------	-------------	--------	--	------------

Mounting Kits

	424994006	FARMALL N 1 PC Subframe For Farmall 75N, 95N and 105N	502 KG		\$1,540.00
--	-----------	--	--------	--	------------

Hydraulic Kits

	424993006	FARMALL N 2 Function MMV and Joystick Valve and joystick for Farmall 75N, 95N & 105N	75 KG		\$1,045.00
--	-----------	---	-------	--	------------

Buckets

	715727026	72" Utility Bucket 0.51yd ³ struck capacity, 0.61yd ³ heaped capacity	476 KG		\$825.00
	730417006	84" Utility Bucket 0.59yd ³ struck capacity, 0.71yd ³ heaped capacity	310 KG		\$961.00

Additional Equipment

	730405006	Square Bale Fork - 55" (2 long tines) CORE SSL Style - Big Bale Fork 55" (2 long tines).	169 KG		\$1,293.00
	715106026	Bale spike CORE SSL Style - Bale Spike (one long tine and one short tine maintains bale control)	132 KG		\$994.00
	730842006	Bale Fork with Back Stop SSL	198 KG		\$1,101.00

AGRICULTURAL EQUIPMENT

U.S. PRICE LIST

MAXXUM® SERIES TRACTORS

PL-100 MA REVISION 14

SAP PRICE LIST 016 C3

EFFECTIVE OCTOBER 2, 2013

THIS IS A COMPLETE REVISION

This price list is intended for dealers with AG and AL contracts only.

This Complete Revision includes new or revised information and replaces all prior revisions.

The prices included in this revision supersede any prices established prior to the effective date shown unless specifically identified in a price bulletin as superseding this price list.

Copyright 2013 By

CNH America LLC



GENERAL INFORMATION

ADVANCE FREIGHT

Advance freight will be added to the machinery invoice as a separate net charge for machinery shipped from field locations or from other than specified Ex Works locations.

PRICES

Prices are Ex Works factory, where the goods are manufactured, except where noted. For detailed information concerning prices, please refer to your OPERATING GUIDE.

CONTENTS OF ORGANIZATION

CNH America LLC issues price lists and revisions covering each Case IH contract. The U.S. Price List is published in U.S. funds and the Canadian Price List is published in Canadian funds. Ensure that you are using the correct price list. U.S. or Canada is referenced at the top of each page and the Canadian price lists have a Maple Leaf on the price list cover page.

Freight, duty and sales taxes are NOT included in any wholegoods or attachment prices shown in the price list. Any appropriate freight, duty, Federal, State, and Provincial taxes will be added to the machinery invoice as separate net charges.

PROCEDURE

The price pages for each machine (or group of machines) lists both "Factory Supplied Options" and/or "Factory Supplied Attachments."

Each price list is comprised of the various machines sold under that contract. Each price book section has "Factory Supplied Options" and/or "Factory Supplied Attachments" price pages. When ordering and pricing a machine follow the ordering instructions listed for that machine. Attachments listed following the "Factory Supplied Attachments" heading are available for installation in the field.



GENERAL INFORMATION

DISTRIBUTION OF PRICE LISTS

Price lists and periodic price list revisions will be posted on the Dealer Portal, and distributed electronically when possible.

Printed copies of current price lists, index tabs and binders can be purchased from the Document Management Center (DMC). Orders should be placed only through the DMC web site link located on the Dealer Portal.

Document Management Center (DMC)
2205 Durand Avenue
Racine, WI 53403

DMC customer service:
(for inquiries - not to place orders)
(262)636-7540
Internal E-mail: #NA DMC ORDER CENTER

Complete U.S. Price List is PL-100
Complete Canadian Price List is PLC-100

Periodic price list revisions are usually accompanied by a cover sheet which carries instructions on price page changes and where to insert replacement or new price pages. The revisions are dated and are effective as of that date.



**MAXXUM® SERIES TRACTORS
TABLE OF CONTENTS**

MAXXUM® SERIES TRACTORS

MAXXUM® 110 TRACTOR	
Standard Features	1
Price List	4
MAXXUM® 115 TRACTOR	
Standard Features	17
Price List	20
MAXXUM® 120 TRACTOR	
Standard Features	35
Price List	38
MAXXUM® 125 TRACTOR	
Standard Features	51
Price List	54
MAXXUM® 140 TRACTOR	
Standard Features	69
Price List	72
MAXXUM® 110 TRACTOR WITH MULTI-CONTROL	
Standard Features	87
Price List	90
MAXXUM® 115 TRACTOR WITH MULTI-CONTROL	
Standard Features	103
Price List	106
MAXXUM® 120 TRACTOR WITH MULTI-CONTROL	
Standard Features	119
Price List	122
MAXXUM® 125 TRACTOR WITH MULTI-CONTROL	
Standard Features	135
Price List	138
MAXXUM® 140 TRACTOR WITH MULTI-CONTROL	
Standard Features	151
Price List	154
MAXXUM® 110 CVT, 120 CVT, AND 130 CVT TRACTORS	
Standard Features	167
Price List	170
PARTS DIVISION SUPPLIED ACCESSORIES	
TIRE CHART -- MAXXUM® & MAXXUM® with Multi-Control	184
SHIPPING WHEEL PROGRAM	185
CASE IH PURCHASED PROTECTION PLAN	186

**MAXXUM® 110 TRACTOR
US PRICE LIST**

**(Ex Works Port of Entry)
Standard Equipment**

ENGINE:

90 PTO hp @ 2200 RPM
273 cu. in. (4.5 L) Displacement
4 Cylinder Turbocharged and
Intercooled Engine with electronic
management with Power Boost
Tier 4A Emissions Compliant
4 valves per cylinder
Bosch fuel injection pump (electronic)
Air Cleaner w/ Precleaner & Exhaust
Aspiration
Dual element air filter
Hand and foot throttle
Grid Heater Starting Aid
46.2-gallon (175 L) Fuel Tank
with guard
9.8 Gallon (37L) Diesel Exhaust
Fuel (DEF) Tank
Viscous fan (9 Blades)
Engine auto shut down feature
Fuel Cooler

EXHAUST:

A-Post exhaust with integral muffler

OPERATOR PROTECTIVE STRUCTURE:**CAB:**

ROPS protected, iso-mounted flat
deck platform, narrow profile roof
design with heater and air conditioner
(with 4 speed pressurizer), tinted
windshield with sunshade, fixed hi-
visibility roof window with retractable
sun screen, front intermittent wipers
and washers, two doors with locks,
two external mirrors, hinged rear
window (fully opens), radio ready
(speakers, wiring, antenna), rear
window access panel for
control/monitor box or wiring harness
entrance, digital clock, interior storage
box, interior dome light, self cancelling
turn signal, and two external courtesy
lights
Steering wheel: tilt and telescoping

OPERATOR PROTECTIVE STRUCTURE:

(continued)

Seat: Deluxe mechanical suspension
seat with operator's presence sensor,
seat belt, and swivel

INSTRUMENTATION:

Analog/Digital instrumentation cluster
with LCD display
Warning lights for air cleaner service,
alternator, oil pressure, fuel
sediment/water sensor, headlight
high beam and parking brake
Gauges for fuel level, engine
temperature, tachometer
(mechanical) and hour meter

TRANSMISSION:

24 x 24 Hi Lo
Steering column mounted Left Hand
Power clutchless shuttle (F/R)
Fully Synchronized Gears
4 gears in 3 ranges
Two speed Hi/Lo powershift
Multiplate wet clutch design

MFD -- 25 mph (40 kph)

Speed varies with tire selection

CLUTCH:

Multi-plate wet clutch design

STEERING/BRAKES:

Hydrostatic Power Steering
Hydraulically actuated wet disc brakes
(self-equalizing and self-adjusting)
Independent Parking brake

HYDRAULICS:

Fixed displacement gear pump system:
Maximum flow at rated engine speed
18.7 gpm (70 l/m) flow
(implement pump)
10.5 gpm (40 l/m) flow
(steering and operating circuits)

**MAXXUM® 110 TRACTOR
US PRICE LIST**

**(Ex Works Port of Entry)
Standard Equipment**

HYDRAULICS: (continued)

29.2 gpm (110 l/m) total tractor hydraulic flow
Two closed-center remote valves with flow control, quick couplers, and anti-leak down
Dual individual lever control
Two oil collection bottles
Hydraulic tapping port (power beyond)

AXLES:

MFD Front Axle:
Class III MFD Axle
Limited slip front differential without steering sensors
Dual steering cylinders
Adjustable tread width from 61.4 in. to 88.8 in. (May vary up to 1 in. depending on tires)
55 degree Turning Angle
12 degree Axle Oscillation
Drive Shaft Shield
Standard front tires:
14.9R28 (R1W)

Rear Axle:

Flange type
Dog Clutch rear differential:
MFD - Electro-hydraulic engaged (front and rear)
Standard rear tires:
18.4R38 (R1W)

HITCH:

Electronic draft control (lower link sensing)
3-point hitch category II with flex link ends and telescoping stabilizers
Fast Raise/Lower Control (in cab)
6200 lb/2812 kg lift capacity (OECD) with dual 80mm external assist ram
Rear fender mounted remote hitch switches
Ride control
Swinging drawbar

PTO:

Independent 540/1000 RPM with single reversible shaft
Multi-plate wet clutch design
Electro-hydraulic engagement with soft start/auto feathering
Flip-up PTO shaft guard
Fender mounted PTO control switch

ELECTRICAL:

(1) 12-volt 800 cca Battery
Geared starter motor (4.2kW)
7-pin outlet for trailer/implement lighting
3-pin implement socket (40 amp)
15 amp screw type positive/negative terminals
Single pin (8 amp) accessory power outlet
120 amp Alternator
Two roof mounted single pin outlets for beacon Cigar lighter

LIGHTING:

Two halogen front headlights
Ten halogen worklights
Two hood mounted forward facing
Two cab roof mounted forward facing
Two grab rail mounted forward facing
Two cab roof mounted rear facing
Two rear "C"-post mounted rear facing
Two taillights
Time delayed turn indicators with audible warning
Front and rear cab roof mounted flashing safety lights

MISCELLANEOUS:

Pivoting engine hood
SMV emblem
Toolbox
Horn



**MAXXUM® 110 TRACTOR
US PRICE LIST**

**(Ex Works Port of Entry)
Standard Equipment**

NEBRASKA TEST REPORT STATUS:
Nebraska Temporary Sales Permit
to be applied for



**MAXXUM® 110 TRACTOR
US PRICE LIST**

(Ex Works Port of Entry)
Models

COMMERCIAL MODEL	ENGINE POWER	Weight	List Price
MAXXUM 110 T4	90 PTO HP (110 Engine HP)	12,500 LB	\$86,885.00

Factory Supplied Options

Order Code	Description	Weight	List Price
------------	-------------	--------	------------

OPERATOR STRUCTURE

SD T9200 OPERATOR STRUCTURE #1

	X0180XX	Standard Cab X0180XX	No Charge
	331619	Suspended deluxe cab with high-visibility roof panel and low profile cab roof Cab Suspension is highly recommended with tall tire sizes to help maintain optimal clearance in all field conditions	\$1,514.00

SD T9553 LUXURY PACK

	XT9553X	No Luxury Pack	No Charge
	334533	Carpet	\$164.00

TRANSMISSION

SD T2800 SPEED

	X28005X	40 KPH X28005X For use with 24x24 Hi Lo or 16x16 Semi-powershift	No Charge
	743764	40 KPH (17x16) ECO 40 Kph Economy (17 x 16) Not available with Creeper (743736) Requires 113 L/min pump (743744)	\$1,204.00

SD T2810 TRANSMISSION

	X28105X	24x24 Hi Lo	No Charge
	330283	16 x 16 or 17 x 16 SPS	\$2,383.00

SD T2816 AUTO FEATURES

	X28161X	Less Auto Features	No Charge
--	---------	--------------------	-----------

**MAXXUM® 110 TRACTOR
US PRICE LIST**

(Ex Works Port of Entry)

	743815	Auto Features Auto Road and Auto Field Requires Semi-powershift (330283)		\$679.00
--	--------	--	--	----------

SD T3230 CREEPER or Interlock

	X0162XX	Less Creeper		No Charge
	743736	Creeper		\$2,142.00

PTO

SD T8010 PTO

	330800	540/1000 RPM reversible shaft 1, 1-3/8 in. 6 spline and 1, 1-3/8 in. 21 spline		No Charge
--	--------	--	--	-----------

SD T8720 AUTO PTO

	X0183XX	No Auto PTO Management System		No Charge
	330160	Auto PTO management system		\$191.00

HITCH

SD T8950 AUX RAMS

	X89502X	2 External 80mm Cylinders -EDC 3-Point Hitch with two 80mm cylinders. 6,200 lbs (2812 kg) OECD rated lift capacity		No Charge
	743811	2 External 90mm Cylinders -EDC 3-Point Hitch with two 90mm cylinders. 6,900 lbs (3130 kg) OECD rated lift capacity		\$454.00

SD T8960 3 - POINT LINKAGE-REAR

	331970	Flex link ends Cat II		No Charge
	331920	Flex link ends Cat II/III		\$108.00

REAR AXLE

SD T3200 REAR AXLE

	X0170XX	Heavy duty flange axle		No Charge
	330331	98 in. bar axle (Steel Wheels) 2489 mm		\$1,275.00

SD T3240 REAR DIFF LOCK

	X32404X	Dog Clutch Diff Dog Clutch differential		No Charge
	331333	Wet plate diff lock-4WD Wet plate differential		\$284.00

**MAXXUM® 110 TRACTOR
US PRICE LIST**

(Ex Works Port of Entry)

REAR WHEELS AND TIRES

SD T4950 REAR WHEELS AND TIRES

Flange or Bar Axle Steel Disc				
	8364904	16.9R34 R1W - MI and FI Brands: Michelin, Firestone		(\$1,215.00)
	8365904	18.4R34 R1W MI,FI,CM Brands: Michelin, Firestone, Continental/Mitas		(\$1,129.00)
	8375501	16.9R38 R1W FI,CM Brands: Firestone, Continental/Mitas		\$29.00
	8328404	18.4R38 R1W - MI, FI, CM Brands: Michelin, Firestone, Continental/Mitas		No Charge
	8949401	600/65R38 R1W Fixed Brands: Michelin, Continental/Mitas		\$896.00
	8907601	650/60R38 F/Bar AXL Brands: Michelin		\$1,363.00
	8919401	480/80R38 Alliance Alliance 550 Multi-Use		\$1,209.00
	8388404	18.4R42 R1W MI Michelin		\$408.00
	8370404	14.9R46 Brands CM Brands: Continental/Mitas		\$328.00
	8963504	320/90R50 R1W MI, FI Brands: Michelin, Firestone		\$530.00
	8399906	Rear Shipping Wheels Requires front shipping wheels		(\$2,901.00)

FRONT AXLE

SD T4010 FRONT AXLE

Standard MFD				
	X40109X	Limited Slip Limited slip without steering sensors		No Charge
	330409	Class III MFD axle with diff Class 3 MFD axle with hydraulic diff lock, fully locking, front differential with steering sensors Requires wet rear clutch (331333)		\$284.00



**MAXXUM® 110 TRACTOR
US PRICE LIST**

(Ex Works Port of Entry)

FRONT WHEELS AND TIRES

SD T4940 FRONT WHEELS AND TIRES

Class III Axle					
	8235904	12.4R24_R1W MI, FI Brands: Michelin, Firestone Requires 18.4R30 R1W			(\$224.00)
	8236904	13.6R24 R1W MI,FI Brands: Michelin, Firestone Requires 16.9R34 R1W			(\$236.00)
	8240404	14.9R24 R1W MI,FI,CM Brands: Michelin, Firestone, Continental/Mitas Requires 18.4R34 R1W			(\$214.00)
	8847401	440/80R24 Alliance Alliance 550 Multi-Use Requires 480/80R38 Alliance			\$887.00
	8250401	13.6R28 R1W Brands: Firestone, Continental/Mitas Requires 16.9R38 R1W			(\$792.00)
	8241404	14.9R28 R1W MI,FI,CM Brands: Michelin, Firestone, Continental/Mitas Requires 18.4R38 R1W			No Charge
	8255404	16.9R28 R1W MI-FI-TR Brands: Michelin, Firestone Requires 20.8R38 R1W			\$620.00
	8825401	480/65R28 (R1W) FIXED RIM F/CL Michelin, Firestone, Continental/Mitas			\$409.00
	8801301	520/60R28 MAVT RIMS Brand: Michelin			\$1,972.00
	8801401	520/60R28 (R1W) FIXED RIM F/CL Brand: Michelin			\$2,810.00
	8258404	14.9R30 R1W MI, TR Brands: Michelin, Firestone Requires 18.4R42 R1W			\$459.00
	8258804	14.9R30 Brands: CM Brands: Continental/Mitas Requires 14.9R46 3 Star R1W			\$322.00
	8859604	320/85R34 R1W Brands:MI,FI Brands: Michelin, Firestone Requires 320/90R50 R1W			\$562.00
	8299905	Front Shipping Wheels-4WD Requires rear shipping wheels			(\$1,105.00)

**MAXXUM® 110 TRACTOR
US PRICE LIST**

(Ex Works Port of Entry)

DRAWBAR

SD T8900 REAR HITCHES/DRAWBAR

	330934	Independent swinging drawbar,		No Charge
--	--------	-------------------------------	--	-----------

HYDRAULIC REMOTES

SD T8270 REAR REMOTES

	X82705X	2 NC Mech Remote Valves Two mechanical rear remote valves, both with non-configurable detents.		No Charge
	743740	2 Mech Rear Remote Valves (2C) Two mechanical rear remote valves, both with configurable detents.		\$284.00
	743741	3 Mech Rear Remote Valves (2C) Three mechanical rear remote valves, two with configurable detents.		\$1,055.00
	743685	4 Mech Rear Remote Valves (2C) Four mechanical rear remote valves, two with configurable detents.		\$2,109.00

SD T8275 POWER BEYOND COUPLE

	X82751X	Power Beyond Capped No Hydraulic Power Beyond		No Charge
	420828	Power beyond supply and return Power beyond coupler manifold Requires 113 L/min pump (743744) Requires 3 Mechanical Rear Remote Valves (743741)		\$657.00

HYDRAULIC SYSTEMS

SD T8230 HYD PUMP

	X82302X	80 l/min Fixed Disp Pump 18.7 gpm (70 L/min) flow at the remotes Requires 24X24 Hi Lo Transmission (X28105X)		No Charge
	743744	113 l/min CCLS/PFC Pump 26.5 gpm (100 L/min) flow at the remotes Includes power boost feature in transport and PTO modes. Requires Semi-Powershift (330283)		\$1,419.00

**MAXXUM® 110 TRACTOR
US PRICE LIST**

(Ex Works Port of Entry)

INSTRUMENTATION

SD T7610 INSTRUMENT PANEL

	X0167XX	Analog/Digital Basic		No Charge
	743902	Enhanced Inst w/ ISO Socket Requires Semi-powershift (330283)		\$147.00

STEERING COLUMN

SD T6300 STEERING OR AUTOGUIDANCE READY

Steering

	X63001X	Standard steer with tilt / telescopic steering column		No Charge
	743723	Advanced Steering Turn Assist. Requires 113 L/min pump (743744) Requires Semi-powershift (330283)		\$1,571.00

SEATS

SD T8500 SEAT

	X85004X	Deluxe Mechanical Suspension with operator's presence sensor and seat belt		No Charge
	331709	Dlx Air Susp w/Ops Air suspension with operator's presence sensor and seat belt		\$1,270.00
	330709	Deluxe air susp. heated seat Low frequency air suspension with operator's presence sensor, heated seats and seat belt		\$2,362.00

TRAILER BRAKES

SD T7130 TRLR BRK VLV

	X71301X	L/ Hydraulic trailer brakes		No Charge
	330720	Brake Logic Valve		\$336.00
	330718	Hydraulic trailer brakes Required with 30 mph/50 kph transmission.		\$966.00

**MAXXUM® 110 TRACTOR
US PRICE LIST**

(Ex Works Port of Entry)

STARTING AIDS

SD T1930 ENGINE OPTIONS

	330204	Grid heater Standard equipment		No Charge
--	--------	--	--	-----------

BATTERY

SD T7420 BATTERY

	X74204X	Standard-duty 800CCA Battery		No Charge
	336138	Heavy-duty 1300CCA Battery		\$95.00

FENDERS

REAR FENDERS

SD T8700 FENDERS

	X87001X	Standard		No Charge
	743777	Standard fenders with extensn		\$330.00
	743707	Full Cover 92.1 in./2340 mm rear fenders.		\$618.00
	743708	Full Cover with extension Full cover with 3 in./ 75 mm wide extensions.		\$949.00

FRONT FENDERS

SD T8740 FRONT FENDERS

	X87401X	L/Front Fenders No Front Fenders		No Charge
	330882	Static Fenders 16.5 in. wide. Front fenders 420 mm wide Not compatible with Loader Ready Sideframes (743847)		\$439.00
	333884	Dynamic fenders 16.5 in. wide Front fenders 420 mm wide		\$672.00
	334884	Dynamic fenders 18.9 in. wide Front fenders 480 mm wide		\$773.00

FRONT HITCH

SD T8100 FRONT THREE POINT HITCH

No Front Hitch or PTO				
	X81001X	L/ Front Hitch & PTO		No Charge

**MAXXUM® 110 TRACTOR
US PRICE LIST**

(Ex Works Port of Entry)

Without PTO			
	743699	Front hitch Requires Hose Package (330926) Not compatible with Front Loader	\$6,690.00
With PTO			
	743700	Front Hitch w/ PTO (6 spline) Requires Advanced Processor (330345) Requires Hose Package (330926) Shaft size: OD 1 3/8" (35mm), 6-spline, 1000 rpm @ 1895 engine rpm The shaft rotates in an counter-clockwise direction, when looking from the front of the tractor. Not compatible with Front Loader	\$14,011.00

SD_T8101 HYDRAULIC FRONT COU

	X81011X	L/ Hydraulic Front Couplers	No Charge
	743856	2 Front Couplers from Rear Rmt 2 Hydraulic Front Couplers from Rear Remotes	\$170.00

SD_T8300 HOSES FOR FHPL

	X83001X	L/hose pack for Frnt Hitch	No Charge
	330926	Hose pkg for frt hit w/ MRRV Hose completing package for front hitch - from Mechanical rear remotes Requires Front Hitch (743699 or 743700) Not compatible with front weights or front weight carrier Not compatible with Loader Ready Sideframes (743847)	No Charge

ADDITIONAL OPERATOR'S MANUAL

SD_T9802 OPERATORS MANUAL

	X98021X	No Spanish Operator Manual	No Charge
	333986	Spanish operator's manual,	No Charge

SD_T9803 FRENCH OPERATOR MANUAL

	X98031X	No French Operator Manual	No Charge
	330472	French operator's manual	No Charge

**MAXXUM® 110 TRACTOR
US PRICE LIST**

(Ex Works Port of Entry)

OTHER EQUIPMENT - P2

TIRE BRAND PREFERENCE

SD_T4900 TIRE CATEGORY CHOICE

	330438	No Tire Brand Preference Tire brands are subject to availability. If the Tire Brand Preference Code is ordered, the plant will install the brand selected. If no Tire Brand Preference is selected, a tire from existing inventory will be installed. This could include the selection you made or the same tire size in Firestone, Michelin, or Continental/Mitas. Availability of brands vary by size.		No Charge
	330442	Michelin		\$1,286.00
	330446	Firestone		\$467.00

LOADER EQUIPMENT

SD_T7780 JOYSTICK

	X77801X	L/Joystick		No Charge
	332782	Mech Joystick for Rear Remotes Not allowed with Mid-Mount Valves (743900 or 743901) Joystick configured to operate first and second rear remotes		\$310.00

SD_T7790 MID-MOUNT VALVES

	X77901X	L/Mid-Mount Valves No Mid-Mount Valves		No Charge
	743900	2 Mid-Mount Valves & Joystick 2 Slice Mechanical Mid-Mount Valve includes mechanical joystick		\$1,929.00
	743901	3 Mid-Mount Valves & Joystick 3 Slice Mid-Mount Valve (2 mechanical, 1 electrohydraulic) includes mechanical joystick with proportional electronic control of 3rd slice		\$3,294.00

SD_T8110 LOADER BRACKETS

	X0174XX	Less Loader Ready Sideframes		No Charge
Loader Mounting Options				
	743847	Loader Ready Sideframes TPS Horizontal Side Plates for Loader Installation (Not compatible with front hitch option) To complete loader installation, order TPS Vertical Brackets from loader price list.		\$1,608.00

**MAXXUM® 110 TRACTOR
US PRICE LIST**

(Ex Works Port of Entry)

ENGINE

SD T1934 ENG SPEED MANAGEMENT

	X19341X	No Engine Speed Management		No Charge
	743814	Engine Speed Management Requires Semi-powershift (330283)		\$394.00

CAB

SD T7612 BRACKET MONITOR

	X76121X	L/Monitor Bracket		No Charge
	338761	Monitor Mounting Bracket		\$137.00

SD T9000 STORAGE BOX/SEAT

	X90001X	L/Front Storage Box		No Charge
	330869	LH front box Not compatible with instructional seat (330719)		\$113.00
	330719	Instructional seat with belt Not compatible with LH Front Box (330869)		\$507.00

SD T9010 REAR CAB STORAGE BO

	X90101X	No LH rear cab storage box		No Charge
	330871	LH rear cab storage box		\$192.00

SD T9260 REAR WIPER & WASHER

	X92603X	Less rear wiper and washer		No Charge
	330676	Rear window wiper and washer		\$378.00

SD T9291 REAR WINDOW SUNSHADE

	X92911X	No Rear Window Sunshade		No Charge
	330579	Rear Window Sunshade		\$175.00

SD T9360 RR MIRRORS

	X93602X	2 Standard Mirrors		No Charge
	330826	Mirrors, quantity 2, fixed with shatterproof, large head		\$126.00
	330825	2 telescopic external mirrors with shatterproof, large head		\$233.00

ELECTRICAL

SD T1040 CHARGING SYSTEMS

	X0154XX	120 AMP Alternator		No Charge
	336192	150 AMP Alternator		\$132.00

SD T5101 ADV PROCESSOR

	X15011X	Less Advanced Processor		No Charge
--	---------	-------------------------	--	-----------

**MAXXUM® 110 TRACTOR
US PRICE LIST**

(Ex Works Port of Entry)

	330345	Advanced processor		\$341.00
SD_T7430 BATTERY ISOLATOR SW				
	X74301X	No Battery Isolator		No Charge
	330798	Electronic battery isolator Convenient in-cab battery disconnect switch		\$374.00
SD_T7580 RADAR				
	X75801X	No Radar		No Charge
	334703	Radar Requires enhanced instrumentation (743902) Requires Semi-powershift (330283)		\$700.00
SD_T9131 FRONT WORK LAMPS ON				
	X91311X	L/High Headlight		No Charge
	331661	High Mnt H/Lamp RH High Mount Headlamps on CAB. For Front Hitch Application where standard headlights are obstructed.		\$263.00
SD_T9146 ROTARY BEACON				
	X91461X	No Rotary Beacon		No Charge
	331916	Rotating beacon-left side		\$357.00
SD_T9149 ROTARY BEACON 4				
	X91491X	No Rotary Beacon		No Charge
	333916	Rotating beacon-right side Requires Rotating Beacon, Left Side (331916)		\$357.00
ADDITIONAL EQUIPMENT				
SD_T3600 BRAKE PACK				
	X36101X	Standard HD brake discs		No Charge
	333166	Extended life brake discs		\$289.00
SD_T4820 HEADLAND SYSTEM				
	X0165XX	No End of Row Function		No Charge
	743737	End of Row Function Requires Semi-powershift (330283)		\$453.00
SD_T8231 HPL PRESSURE RETURN				
	X82311X	L/Low pressure return No low pressure return coupler		No Charge
	743682	Low pressure return quick coup Low pressure hydraulic oil return coupler		\$153.00
SD_T9560 FRONT TOOLBOX				
	X95602X	Standard front toolbox		No Charge

**MAXXUM® 110 TRACTOR
US PRICE LIST**

(Ex Works Port of Entry)

SD_T9850 SPECIAL COLORS/PANELS

	X98505X	BASE COLOUR		No Charge
	330571	Special Color Hi-Profile Roof Roof, Hood, Fenders painted per requested RAL code located at www.ralcolor.com. Please contact Sales Support Team in Racine for further details.		\$3,162.00
	331571	Special Color Low Profile Roof Roof, Hood, Fenders painted per requested RAL code located at www.ralcolor.com. Please contact Sales Support Team in Racine for further details.		\$3,162.00
	743730	Special Color w/ Chassis Chassis, Roof, Hood, Fenders painted per requested RAL code located at www.ralcolor.com. Please contact Sales Support Team in Racine for further details.		\$6,324.00

WEIGHTS

SD_T2150 FRONT BALLAST

Less Wgths Carrier & Tow Hook				
	X21501X	L/ Wght, Carr, Hook		No Charge
Tow Hook Only				
	330222	Tow Hook Only Tow Hook 250 lbs/115 kg Not allowed with Front hitch (743699 or 743700)		\$100.00
Wgths plus Carrier no Tow Hook				
	330219	4 weights plus narrow carrier Narrow Weight Carrier 250 lbs/115 kg, plus 4 Weights 400 lbs/180 kg. Total weight 650 lbs/295 kg. Not compatible with Front hitch (743699 or 743700)		\$816.00
	330220	8 weights plus narrow carrier Narrow Weight Carrier 250 lbs/115 kg, plus 8 Weights 800 lbs/360 kg. Total weight 1050 lbs/475 kg. Not compatible with Front hitch (743699 or 743700)		\$1,309.00
	330221	16 weights plus wide carrier Wide Weight Carrier 362 lbs/164 kg, Plus 16 Weights 1600 lbs/726 kg. Total weight 1962 lbs/890 kg. Not compatible with Loader Ready Sideframe (743847) Not compatible with Front hitch (743699 or 743700)		\$2,440.00



**MAXXUM® 110 TRACTOR
US PRICE LIST**

(Ex Works Port of Entry)

Wghts plus Carrier w/ Tow Hook			
	743773	Weight Pack A Narrow Weight Carrier 250 lbs/115 kg, Plus 2 Weights 200 lbs/90 kg, Plus Center Tow Hook Weight 250 lbs/115 kg. Total weight 700 lbs/320 kg. Not compatible with Front hitch (743699 or 743700)	\$964.00
	743704	Weight Pack B Narrow Weight Carrier 250 lbs/115 kg, Plus 6 Weights 600 lbs/270 kg, Plus Center Tow Hook Weight 250 lbs/115 kg. Total weight 1100 lbs/500 kg. Not compatible with Front hitch (743699 or 743700)	\$1,502.00
	743705	Weight Pack C Wide Weight Carrier 362 lbs/164 kg, Plus 2 Large Weights 1100 lbs/500 kg, Plus Large Center Tow Hook Weight 1100 lbs/500 kg. Total weight 2562 lbs/1164 kg. Not compatible with Loader Ready Sideframe (743847) Not compatible with Front hitch (743699 or 743700)	\$2,448.00
Weight Carrier Only			
	332217	Wide front weight carrier Wide Weight Carrier 362 lbs/164 kg. Holds up to 16 Weights. Not compatible with Loader Ready Sideframe (743847) Not compatible with Front hitch (743699 or 743700)	\$370.00
	743703	Weight Carrier Narrow Weight Carrier 250 lbs/115 kg Holds up to 8 weights Not compatible with Front hitch (743699 or 743700)	\$223.00
SD_T4960 WHEEL WEIGHTS			
	X49601X	L/Wheel Weights	No Charge
	743706	6x65 Rear Wheels WGHT Not compatible with Shipping Wheels Not compatible with 30mph/50 kph transmission	\$1,024.00

**MAXXUM® 115 TRACTOR
US PRICE LIST**

**(Ex Works Port of Entry)
Standard Equipment**

ENGINE:

95 PTO hp @ 2200 RPM
411 cu. in. (6.75 L) Displacement
6 Cylinder Turbocharged and
Intercooled Engine with electronic
management with Power Boost
Tier 4A Emissions Compliant
4 valves per cylinder
Bosch fuel injection pump (electronic)
Air Cleaner w/ Precleaner & Exhaust
Aspiration
Dual element air filter
Hand and foot throttle
Grid Heater Starting Aid
60-gallon (227 L) Fuel Tank
with guard
9.8 Gallon (37L) Diesel Exhaust
Fuel (DEF) Tank
Viscous fan (9 Blades)
Engine auto shut down feature
Fuel Cooler

EXHAUST:

A-Post exhaust with integral muffler

OPERATOR PROTECTIVE STRUCTURE:**CAB:**

ROPS protected, iso-mounted flat
deck platform, narrow profile roof
design with heater and air conditioner
(with 4 speed pressurizer), tinted
windshield with sunshade, fixed hi-
visibility roof window with retractable
sun screen, front intermittent wipers
and washers, two doors with locks,
two external mirrors, hinged rear
window (fully opens), radio ready
(speakers, wiring, antenna), rear
window access panel for
control/monitor box or wiring harness
entrance, digital clock, interior storage
box, interior dome light, self cancelling
turn signal, and two external courtesy
lights
Steering wheel: tilt and telescoping

OPERATOR PROTECTIVE STRUCTURE:

(continued)

Seat: Deluxe mechanical suspension
seat with operator's presence sensor,
seat belt, and swivel

INSTRUMENTATION:

Analog/Digital instrumentation cluster
with LCD display
Warning lights for air cleaner service,
alternator, oil pressure, fuel
sediment/water sensor, headlight
high beam and parking brake
Gauges for fuel level, engine
temperature, tachometer
(mechanical) and hour meter.

TRANSMISSION:

24 x 24 Hi Lo
Steering column mounted Left Hand
Power clutchless shuttle (F/R)
Fully Synchronized Gears
4 gears in 3 ranges
Two speed Hi/Lo powershift
Multiplate wet clutch design

MFD -- 25 mph (40 kph)

Speed varies with tire selection

CLUTCH:

Multi-plate wet clutch design

STEERING/BRAKES:

Hydrostatic Power Steering
Hydraulically actuated wet disc brakes
(self-equalizing and self-adjusting)
Independent Parking brake

HYDRAULICS:

Fixed displacement gear pump system:
Maximum flow at rated engine speed
18.7 gpm (70 l/m) flow
(implement pump)
10.5 gpm (40 l/m) flow
(steering and operating circuits)

**MAXXUM® 115 TRACTOR
US PRICE LIST**

**(Ex Works Port of Entry)
Standard Equipment**

HYDRAULICS: (continued)

29.2 gpm (110 l/m) total tractor hydraulic flow
Two closed-center remote valves with flow control, quick couplers, and anti-leak down
Dual individual lever control
Two oil collection bottles
Hydraulic tapping port (power beyond)

AXLES:

MFD Front Axle:

Class III MFD Axle
Limited slip front differential without steering sensors
Dual steering cylinders
Adjustable tread width from 61.4 in. to 88.8 in. (May vary up to 1 in. depending on tires)
55 degree Turning Angle
12 degree Axle Oscillation
Drive Shaft Shield
Standard front tires:
14.9R28 (R1W)

Rear Axle:

Flange type
Dog Clutch rear differential:
MFD - Electro-hydraulic engaged (front and rear)
Standard rear tires:
18.4R38 (R1W)

HITCH:

Electronic draft control (lower link sensing)
3-point hitch category II with flex link ends and telescoping stabilizers
Fast Raise/Lower Control (in cab)
6200 lb/2812 kg lift capacity (OECD) with dual 80mm external assist ram
Rear fender mounted remote hitch switches
Ride control
Swinging drawbar

PTO:

Independent 540/1000 RPM with single reversible shaft
Multi-plate wet clutch design
Electro-hydraulic engagement with soft start/auto feathering
Flip-up PTO shaft guard
Fender mounted PTO control switch

ELECTRICAL:

(1) 12-volt 800 cca battery
Geared starter motor (4.2kW)
7-pin outlet for trailer / implement lighting
3-pin implement socket (40 amp)
15 amp Screw-type Positive/Negative Terminals
Single Pin (8 amp) Accessory Power Outlet
120 Amp Alternator
Two roof mounted single pin outlets for beacon Cigar lighter

LIGHTING:

Two halogen front headlights
Ten halogen worklights
Two hood mounted forward facing
Two cab roof mounted forward facing
Two grab rail mounted forward facing
Two cab roof mounted rear facing
Two rear "C"-post mounted rear facing
Two taillights
Time delayed turn indicators with audible warning
Front and rear cab roof mounted flashing safety lights

MISCELLANEOUS:

Pivoting engine hood
SMV emblem
Toolbox
Horn



**MAXXUM® 115 TRACTOR
US PRICE LIST**

**(Ex Works Port of Entry)
Standard Equipment**

NEBRASKA TEST REPORT STATUS:
Nebraska Temporary Sales Permit
to be applied for



**MAXXUM® 115 TRACTOR
US PRICE LIST**

(Ex Works Port of Entry)
Models

COMMERCIAL MODEL	ENGINE POWER	Weight	List Price
MAXXUM 115 T4	95 PTO HP (115 Engine HP)	12,500 LB	\$89,301.00

Factory Supplied Options

Order Code	Description	Weight	List Price
------------	-------------	--------	------------

OPERATOR STRUCTURE

SD T9200 OPERATOR STRUCTURE #1

	X0180XX	Standard Cab X0180XX	No Charge
	331619	Suspended deluxe cab with high-visibility roof panel and low profile cab roof Cab Suspension is highly recommended with tall tire sizes to help maintain optimal clearance in all field conditions	\$1,514.00

SD T9553 LUXURY PACK

	XT9553X	No Luxury Pack	No Charge
	334533	Carpet	\$164.00

TRANSMISSION

SD T2800 SPEED

	X28005X	40 KPH X28005X For use with 24x24 Hi Lo or 16x16 Semi-powershift	No Charge
	743764	40 KPH (17x16) ECO 40 Kph Economy (17 x 16) Not available with Creeper (743736) Requires 113 L/min pump (743744)	\$1,204.00
	743766	50 KPH (17x16) Requires suspended front axle with brakes (330430) Requires hydraulic trailer brakes (330718) Requires Auto Features (743815) Requires Speed Decal (either 333972 for USA or 332972 for Canada) Requires suitable tire selection (see tire chart for details) Requires 113L/min pump (743744) Not available with Creeper (743736)	\$1,204.00

**MAXXUM® 115 TRACTOR
US PRICE LIST**

(Ex Works Port of Entry)

SD_T2810 TRANSMISSION

	X28105X	24x24 Hi Lo		No Charge
	330283	16 x 16 or 17 x 16 SPS		\$2,383.00

SD_T2816 AUTO FEATURES

	X28161X	Less Auto Features		No Charge
	743815	Auto Features Auto Road and Auto Field Requires Semi-powershift (330283)		\$679.00

SD_T3230 CREEPER or Interlock

	X0162XX	Less Creeper		No Charge
	743736	Creeper		\$2,142.00

SD_T9871 SPEED DECAL

	X98711X	L/Speed Decal		No Charge
	333972	31 MPH Decal for USA		No Charge
	332972	50 KPH Decal for Canada		No Charge

PTO

SD_T8010 PTO

	330800	540/1000 RPM reversible shaft 1, 1-3/8 in. 6 spline and 1, 1-3/8 in. 21 spline		No Charge
--	--------	--	--	-----------

SD_T8720 AUTO PTO

	X0183XX	No Auto PTO Management System		No Charge
	330160	Auto PTO management system		\$191.00

HITCH

SD_T8950 AUX RAMS

	X89502X	2 External 80mm Cylinders -EDC 3-Point Hitch with two 80mm cylinders. 6,200 lbs (2812 kg) OECD rated lift capacity		No Charge
	743811	2 External 90mm Cylinders -EDC 3-Point Hitch with two 90mm cylinders. 6,900 lbs (3130 kg) OECD rated lift capacity		\$454.00

SD_T8960 3 - POINT LINKAGE-REAR

	331970	Flex link ends Cat II		No Charge
	331920	Flex link ends Cat II/III		\$108.00

**MAXXUM® 115 TRACTOR
US PRICE LIST**

(Ex Works Port of Entry)

REAR AXLE

SD T3200 REAR AXLE

	X0170XX	Heavy duty flange axle		No Charge
	330331	98 in. bar axle (Steel Wheels) 2489 mm		\$1,275.00
	331331	98 in. bar axle (Cast Wheels) 2489 mm	1 LB	\$1,275.00

SD T3240 REAR DIFF LOCK

	X32404X	Dog Clutch Diff Dog Clutch differential		No Charge
	331333	Wet plate diff lock-4WD Wet plate differential		\$284.00

REAR WHEELS AND TIRES

SD T4950 REAR WHEELS AND TIRES

Flange or Bar Axle Steel Disc				
	8364904	16.9R34 R1W - MI and FI Brands: Michelin, Firestone		(\$1,215.00)
	8365904	18.4R34 R1W MI,FI,CM Brands: Michelin, Firestone, Continental/Mitas		(\$1,129.00)
	8375501	16.9R38 R1W FI,CM Brands: Firestone, Continental/Mitas		\$29.00
	8328404	18.4R38 R1W - MI, FI, CM Brands: Michelin, Firestone, Continental/Mitas		No Charge
	8380404	20.8R38 R1W MI, TR Michelin Requires full cover rear fenders (743707 or 743708)		\$501.00
	8949401	600/65R38 R1W Fixed Brands: Michelin,Continental/Mitas		\$896.00
	8919401	480/80R38 Alliance Alliance 550 Multi-Use		\$1,209.00
	8388404	18.4R42 R1W MI Michelin		\$408.00
	8370404	14.9R46 Brands CM Brands: Continental/Mitas		\$328.00
	8963504	320/90R50 R1W MI, FI Brands: Michelin, Firestone		\$530.00
	8399906	Rear Shipping Wheels Requires front shipping wheels		(\$2,901.00)

**MAXXUM® 115 TRACTOR
US PRICE LIST**

(Ex Works Port of Entry)

Bar Axle Cast Disc				
	8334406	18.4R38 R1W - MI, FI, and CM Brands: Michelin, Firestone, Continental/Mitas		\$1,336.00
	8333406	20.8R38 R1W - MI Brands: Michelin Requires full cover rear fenders (743707 or 743708)		\$1,837.00
	8384406	18.4R42 R1W MI Brands: Michelin		\$1,705.00

FRONT AXLE

SD T4010 FRONT AXLE				
Standard MFD				
	X40109X	Limited Slip Limited slip without steering sensors		No Charge
	330409	Class III MFD axle with diff Class 3 MFD axle with hydraulic diff lock, fully locking, front differential with steering sensors Requires wet rear clutch (331333)		\$284.00
	330408	Class 4 MFD axle w/multi-plate Class 4 MFD axle with multi-plate fully locking, front differential with steering sensors Requires wet rear clutch (331333) Requires 113 L/min pump (743744)		\$1,078.00
MFD Suspended				
	330429	Class 4 suspended MFD axle Class 4 suspended MFD axle with multi-plate, fully locking, front differential with steering sensors Requires advanced processor (330345) Requires wet rear clutch (331333) Requires 113 L/min pump (743744) Incompatible with 34 inch rear wheels		\$6,025.00
MFD Suspended with Brakes				
	330430	Class 4 suspend MFD w/ brakes Class 4 suspended MFD axle with multi-plate, fully locking, front differential with steering sensors and brakes. Requires advanced processor (330345) Requires hydraulic trailer brakes (330718) or brake logic (330720) Requires wet rear clutch (331333) Requires 113 L/min pump (743744) Incompatible with 34 inch rear wheels		\$6,492.00

**MAXXUM® 115 TRACTOR
US PRICE LIST**

(Ex Works Port of Entry)

FRONT WHEELS AND TIRES

SD T4940 FRONT WHEELS AND TIRES

Class IV Axle					
	8803501	440/80R24_Alliance Alliance 550 Multi-Use Requires: 480/80R38 Alliance			\$887.00
	8242904	14.9R28 R1W MI,FI,CM Brands: Michelin, Firestone, Continental/Mitas Requires 18.4R38 R1W			No Charge
	8255904	16.9R28 R1W MI-FI Brands: Michelin, Firestone Requires 20.8R38 R1W or 18.4R42 R1W			\$620.00
	8825501	480/65R28 R1W MI-CM Brands: Michelin, Continental/Mitas			\$387.00
	8801601	520/60R28 Fixed HD Brands: Michelin			\$2,810.00
	8258704	14.9R30 R1W MI-FI-CM Brands: Michelin, Firestone, Continental/Mitas Requires 18.4R42 R1W or 14.9R46 R1W			\$459.00
	8801604	320/85R34 R1W Brands - MI-FI Brands: Michelin, Firestone Requires 320/90R50 R1W			\$562.00
	8299906	Front Shipping Wheels Requires rear shipping wheels			(\$1,105.00)
Class III Axle					
	8235904	12.4R24_R1W MI, FI Brands: Michelin, Firestone Requires 18.4R30 R1W			(\$224.00)
	8236904	13.6R24 R1W MI,FI Brands: Michelin, Firestone Requires 16.9R34 R1W			(\$236.00)
	8240404	14.9R24 R1W MI,FI,CM Brands: Michelin, Firestone, Continental/Mitas Requires 18.4R34 R1W			(\$214.00)
	8847401	440/80R24 Alliance Alliance 550 Multi-Use Requires 480/80R38 Alliance			\$887.00
	8250401	13.6R28 R1W Brands: Firestone, Continental/Mitas Requires 16.9R38 R1W			(\$792.00)
	8241404	14.9R28 R1W MI,FI,CM Brands: Michelin, Firestone, Continental/Mitas Requires 18.4R38 R1W			No Charge

**MAXXUM® 115 TRACTOR
US PRICE LIST**

(Ex Works Port of Entry)

	8255404	16.9R28 R1W MI-FI-TR Brands: Michelin, Firestone Requires 20.8R38 R1W		9000477P40	\$620.00
	8825401	480/65R28 (R1W) FIXED RIM F/CL Michelin, Firestone, Continental/Mitas			\$409.00
	8801301	520/60R28 MAVT RIMS Brand: Michelin			\$1,972.00
	8801401	520/60R28 (R1W) FIXED RIM F/CL Brand: Michelin			\$2,810.00
	8258404	14.9R30 R1W MI, TR Brands: Michelin, Firestone Requires 18.4R42 R1W			\$459.00
	8258804	14.9R30 Brands: CM Brands: Continental/Mitas Requires 14.9R46 3 Star R1W			\$322.00
	8859604	320/85R34 R1W Brands:MI,FI Brands: Michelin, Firestone Requires 320/90R50 R1W			\$562.00
	8299905	Front Shipping Wheels-4WD Requires rear shipping wheels			(\$1,105.00)

DRAWBAR

SD T8900 REAR HITCHES/DRAWBAR

	330934	Independent swinging drawbar,			No Charge
--	--------	-------------------------------	--	--	-----------

HYDRAULIC REMOTES

SD T8270 REAR REMOTES

	X82705X	2 NC Mech Remote Valves Two mechanical rear remote valves, both with non-configurable detents.			No Charge
	743740	2 Mech Rear Remote Valves (2C) Two mechanical rear remote valves, both with configurable detents.			\$284.00
	743741	3 Mech Rear Remote Valves (2C) Three mechanical rear remote valves, two with configurable detents.			\$1,055.00
	743685	4 Mech Rear Remote Valves (2C) Four mechanical rear remote valves, two with configurable detents.			\$2,109.00

SD T8275 POWER BEYOND COUPLE

	X82751X	Power Beyond Capped No Hydraulic Power Beyond			No Charge
--	---------	---	--	--	-----------

**MAXXUM® 115 TRACTOR
US PRICE LIST**

(Ex Works Port of Entry)

	420828	Power beyond supply and return Power beyond coupler manifold Requires 113 L/min pump (743744) Requires 3 Mechanical Rear Remote Valves (743741)		\$657.00
--	--------	---	--	----------

HYDRAULIC SYSTEMS

SD T8230 HYD PUMP

	X82302X	80 l/min Fixed Disp Pump 18.7 gpm (70 L/min) flow at the remotes Requires 24X24 Hi Lo Transmission (X28105X)		No Charge
	743744	113 l/min CCLS/PFC Pump 26.5 gpm (100 L/min) flow at the remotes Includes power boost feature in transport and PTO modes. Requires Semi-Powershift (330283)		\$1,419.00

INSTRUMENTATION

SD T7610 INSTRUMENT PANEL

	X0167XX	Analog/Digital Basic		No Charge
	743902	Enhanced Inst w/ ISO Socket Requires Semi-powershift (330283)		\$147.00

STEERING COLUMN

SD T6300 STEERING OR AUTOGUIDANCE READY

Steering				
	X63001X	Standard steer with tilt / telescopic steering column		No Charge
	743723	Advanced Steering Turn Assist. Requires 113 L/min pump (743744) Requires Semi-powershift (330283)		\$1,571.00

SEATS

SD T8500 SEAT

	X85004X	Deluxe Mechanical Suspension with operator's presence sensor and seat belt		No Charge
	331709	Dlx Air Susp w/Ops Air suspension with operator's presence sensor and seat belt		\$1,270.00

**MAXXUM® 115 TRACTOR
US PRICE LIST**

(Ex Works Port of Entry)

	330709	Deluxe air susp. heated seat Low frequency air suspension with operator's presence sensor, heated seats and seat belt		\$2,362.00
--	--------	---	--	------------

TRAILER BRAKES

SD_T7130 TRLR BRK VLV

	X71301X	L/ Hydraulic trailer brakes		No Charge
	330720	Brake Logic Valve		\$336.00
	330718	Hydraulic trailer brakes Required with 30 mph/50 kph transmission.		\$966.00

STARTING AIDS

SD_T1930 ENGINE OPTIONS

	330204	Grid heater Standard equipment		No Charge
--	--------	--	--	-----------

SD_T1938 WEATHER PACK

	X19382X	Less Cold Weather Pack No engine block and transmission heater.		No Charge
	330205	110 Volt cold weather package Engine block and transmission heater.		\$349.00

BATTERY

SD_T7420 BATTERY

	X74204X	Standard-duty 800CCA Battery		No Charge
	336138	Heavy-duty 1300CCA Battery		\$95.00

FENDERS

REAR FENDERS

SD_T8700 FENDERS

	X87001X	Standard		No Charge
	743777	Standard fenders with extensn		\$330.00
	743707	Full Cover 92.1 in./2340 mm rear fenders.		\$618.00
	743708	Full Cover with extension Full cover with 3 in./ 75 mm wide extensions.		\$949.00

**MAXXUM® 115 TRACTOR
US PRICE LIST**

(Ex Works Port of Entry)

FRONT FENDERS

SD T8740 FRONT FENDERS

	X87401X	L/Front Fenders No Front Fenders		No Charge
	330882	Static Fenders 16.5 in. wide. Front fenders 420 mm wide Not compatible with Loader Ready Sideframes (743847)		\$439.00
	333884	Dynamic fenders 16.5 in. wide Front fenders 420 mm wide		\$672.00
	334884	Dynamic fenders 18.9 in. wide Front fenders 480 mm wide		\$773.00
	335884	Dynamic fenders 21.3 in. wide Front fenders 540 mm wide		\$851.00

FRONT HITCH

SD T8100 FRONT THREE POINT HITCH

No Front Hitch or PTO				
	X81001X	L/ Front Hitch & PTO		No Charge
Without PTO				
	743699	Front hitch Requires Hose Package (330926) Not compatible with Front Loader		\$6,690.00
With PTO				
	743700	Front Hitch w/ PTO (6 spline) Requires Advanced Processor (330345) Requires Hose Package (330926) Shaft size: OD 1 3/8" (35mm), 6-spline, 1000 rpm @ 1895 engine rpm The shaft rotates in an counter-clockwise direction, when looking from the front of the tractor. Not compatible with Front Loader		\$14,011.00

SD T8101 HYDRAULIC FRONT COU

	X81011X	L/ Hydraulic Front Couplers		No Charge
	743856	2 Front Couplers from Rear Rmt 2 Hydraulic Front Couplers from Rear Remotes		\$170.00

SD T8300 HOSES FOR FHPL

	X83001X	L/hose pack for Frnt Hitch		No Charge
--	---------	----------------------------	--	-----------



**MAXXUM® 115 TRACTOR
US PRICE LIST**

(Ex Works Port of Entry)

	330926	Hose pkg for frt hit w/ MRRV Hose completing package for front hitch - from Mechanical rear remotes Requires Front Hitch (743699 or 743700) Not compatible with front weights or front weight carrier Not compatible with Loader Ready Sideframes (743847)		No Charge
--	--------	--	--	-----------

ADDITIONAL OPERATOR'S MANUAL

SD T9802 OPERATORS MANUAL

	X98021X	No Spanish Operator Manual		No Charge
	333986	Spanish operator's manual,		No Charge

SD T9803 FRENCH OPERATOR MANUAL

	X98031X	No French Operator Manual		No Charge
	330472	French operator's manual		No Charge

OTHER EQUIPMENT - P2

TIRE BRAND PREFERENCE

SD T4900 TIRE CATEGORY CHOICE

	330438	No Tire Brand Preference Tire brands are subject to availability. If the Tire Brand Preference Code is ordered, the plant will install the brand selected. If no Tire Brand Preference is selected, a tire from existing inventory will be installed. This could include the selection you made or the same tire size in Firestone, Michelin, or Continental/Mitas. Availability of brands vary by size.		No Charge
	330442	Michelin		\$1,286.00
	330446	Firestone		\$467.00

LOADER EQUIPMENT

SD T7780 JOYSTICK

	X77801X	L/Joystick		No Charge
	332782	Mech Joystick for Rear Remotes Not allowed with Mid-Mount Valves (743900 or 743901) Joystick configured to operate first and second rear remotes		\$310.00

SD T7790 MID-MOUNT VALVES

	X77901X	L/Mid-Mount Valves No Mid-Mount Valves		No Charge
--	---------	--	--	-----------

**MAXXUM® 115 TRACTOR
US PRICE LIST**

(Ex Works Port of Entry)

	743900	2 Mid-Mount Valves & Joystick 2 Slice Mechanical Mid-Mount Valve includes mechanical joystick		\$1,929.00
	743901	3 Mid-Mount Valves & Joystick 3 Slice Mid-Mount Valve (2 mechanical, 1 electrohydraulic) includes mechanical joystick with proportional electronic control of 3rd slice		\$3,294.00

SD T8110 LOADER BRACKETS

	X0174XX	Less Loader Ready Sideframes		No Charge
Loader Mounting Options				
	743847	Loader Ready Sideframes TPS Horizontal Side Plates for Loader Installation (Not compatible with front hitch option) To complete loader installation, order TPS Vertical Brackets from loader price list.		\$1,608.00
Engine Side Rails				
	330211	Engine side rails Recommended for side-mounted attachments e.g. sprayer tanks. Not compatible with loader equipment.		\$833.00

ENGINE

SD T1934 ENG SPEED MANAGEMENT

	X19341X	No Engine Speed Management		No Charge
	743814	Engine Speed Management Requires Semi-powershift (330283)		\$394.00

CAB

SD T7612 BRACKET MONITOR

	X76121X	L/Monitor Bracket		No Charge
	338761	Monitor Mounting Bracket		\$137.00

SD T9000 STORAGE BOX/SEAT

	X90001X	L/Front Storage Box		No Charge
	330869	LH front box Not compatible with instructional seat (330719)		\$113.00
	330719	Instructional seat with belt Not compatible with LH Front Box (330869)		\$507.00

SD T9010 REAR CAB STORAGE BO

	X90101X	No LH rear cab storage box		No Charge
	330871	LH rear cab storage box		\$192.00

SD T9260 REAR WIPER & WASHER

	X92603X	Less rear wiper and washer		No Charge
	330676	Rear window wiper and washer		\$378.00

**MAXXUM® 115 TRACTOR
US PRICE LIST**

(Ex Works Port of Entry)

SD_T9291 REAR WINDOW SUNSHADE

	X92911X	No Rear Window Sunshade		No Charge
	330579	Rear Window Sunshade		\$175.00

SD_T9360 RR MIRRORS

	X93602X	2 Standard Mirrors		No Charge
	330826	Mirrors, quantity 2, fixed with shatterproof, large head		\$126.00
	330825	2 telescopic external mirrors with shatterproof, large head		\$233.00

ELECTRICAL

SD_T1040 CHARGING SYSTEMS

	X0154XX	120 AMP Alternator		No Charge
	336192	150 AMP Alternator		\$132.00

SD_T5101 ADV PROCESSOR

	X15011X	Less Advanced Processor		No Charge
	330345	Advanced processor		\$341.00

SD_T7430 BATTERY ISOLATOR SW

	X74301X	No Battery Isolator		No Charge
	330798	Electronic battery isolator Convenient in-cab battery disconnect switch		\$374.00

SD_T7580 RADAR

	X75801X	No Radar		No Charge
	334703	Radar Requires enhanced instrumentation (743902) Requires Semi-powershift (330283)		\$700.00

SD_T9131 FRONT WORK LAMPS ON

	X91311X	L/High Headlight		No Charge
	331661	High Mnt H/Lamp RH High Mount Headlamps on CAB. For Front Hitch Application where standard headlights are obstructed.		\$263.00

SD_T9146 ROTARY BEACON

	X91461X	No Rotary Beacon		No Charge
	331916	Rotating beacon-left side		\$357.00

SD_T9149 ROTARY BEACON 4

	X91491X	No Rotary Beacon		No Charge
	333916	Rotating beacon-right side Requires Rotating Beacon, Left Side (331916)		\$357.00

**MAXXUM® 115 TRACTOR
US PRICE LIST**

(Ex Works Port of Entry)

ADDITIONAL EQUIPMENT

SD T3600 BRAKE PACK

	X36101X	Standard HD brake discs		No Charge
	333166	Extended life brake discs		\$289.00

SD T4820 HEADLAND SYSTEM

	X0165XX	No End of Row Function		No Charge
	743737	End of Row Function Requires Semi-powershift (330283)		\$453.00

SD T8231 HPL PRESSURE RETURN

	X82311X	L/Low pressure return No low pressure return coupler		No Charge
	743682	Low pressure return quick coup Low pressure hydraulic oil return coupler		\$153.00

SD T9560 FRONT TOOLBOX

	X95602X	Standard front toolbox		No Charge
	743848	Large Toolbox		\$78.00

SD T9850 SPECIAL COLORS/PANELS

	X98505X	BASE COLOUR		No Charge
	330571	Special Color Hi-Profile Roof Roof, Hood, Fenders painted per requested RAL code located at www.ralcolor.com. Please contact Sales Support Team in Racine for further details.		\$3,162.00
	331571	Special Color Low Profile Roof Roof, Hood, Fenders painted per requested RAL code located at www.ralcolor.com. Please contact Sales Support Team in Racine for further details.		\$3,162.00
	743730	Special Color w/ Chassis Chassis, Roof, Hood, Fenders painted per requested RAL code located at www.ralcolor.com. Please contact Sales Support Team in Racine for further details.		\$6,324.00

WEIGHTS

SD T2150 FRONT BALLAST

Less Wghts Carrier & Tow Hook				
	X21501X	L/ Wght, Carr, Hook		No Charge
Tow Hook Only				
	330222	Tow Hook Only Tow Hook 250 lbs/115 kg Not allowed with Front hitch (743699 or 743700)		\$100.00

**MAXXUM® 115 TRACTOR
US PRICE LIST**

(Ex Works Port of Entry)

Wghts plus Carrier no Tow Hook			
330219	4 weights plus narrow carrier Narrow Weight Carrier 250 lbs/115 kg, plus 4 Weights 400 lbs/180 kg. Total weight 650 lbs/295 kg. Not compatible with Front hitch (743699 or 743700)		\$816.00
330220	8 weights plus narrow carrier Narrow Weight Carrier 250 lbs/115 kg, plus 8 Weights 800 lbs/360 kg. Total weight 1050 lbs/475 kg. Not compatible with Front hitch (743699 or 743700)		\$1,309.00
330221	16 weights plus wide carrier Wide Weight Carrier 362 lbs/164 kg, Plus 16 Weights 1600 lbs/726 kg. Total weight 1962 lbs/890 kg. Not compatible with Loader Ready Sideframe (743847) Not compatible with Front hitch (743699 or 743700)		\$2,440.00
Wghts plus Carrier w/ Tow Hook			
743773	Weight Pack A Narrow Weight Carrier 250 lbs/115 kg, Plus 2 Weights 200 lbs/90 kg, Plus Center Tow Hook Weight 250 lbs/115 kg. Total weight 700 lbs/320 kg. Not compatible with Front hitch (743699 or 743700)		\$964.00
743704	Weight Pack B Narrow Weight Carrier 250 lbs/115 kg, Plus 6 Weights 600 lbs/270 kg, Plus Center Tow Hook Weight 250 lbs/115 kg. Total weight 1100 lbs/500 kg. Not compatible with Front hitch (743699 or 743700)		\$1,502.00
743705	Weight Pack C Wide Weight Carrier 362 lbs/164 kg, Plus 2 Large Weights 1100 lbs/500 kg, Plus Large Center Tow Hook Weight 1100 lbs/500 kg. Total weight 2562 lbs/1164 kg. Not compatible with Loader Ready Sideframe (743847) Not compatible with Front hitch (743699 or 743700)		\$2,448.00
Weight Carrier Only			
332217	Wide front weight carrier Wide Weight Carrier 362 lbs/164 kg. Holds up to 16 Weights. Not compatible with Loader Ready Sideframe (743847) Not compatible with Front hitch (743699 or 743700)		\$370.00
743703	Weight Carrier Narrow Weight Carrier 250 lbs/115 kg Holds up to 8 weights Not compatible with Front hitch (743699 or 743700)		\$223.00

**MAXXUM® 115 TRACTOR
US PRICE LIST**

(Ex Works Port of Entry)

SD T4960 WHEEL WEIGHTS

	X49601X	L/Wheel Weights			No Charge
	743706	6x65 Rear Wheels WGHT Not compatible with Shipping Wheels Not compatible with 30mph/50 kph transmission			\$1,024.00

**MAXXUM® 120 TRACTOR
US PRICE LIST**

**(Ex Works Port of Entry)
Standard Equipment**

ENGINE:

100 PTO hp @ 2200 RPM
273 cu. in. (4.5 L) Displacement
4 Cylinder Turbocharged and
Intercooled Engine with electronic
management with Power Boost
Tier 4A Emissions Compliant
4 valves per cylinder
Bosch fuel injection pump (electronic)
Air Cleaner w/ Precleaner & Exhaust
Aspiration
Dual element air filter
Hand and foot throttle
Grid Heater Starting Aid
46.2-gallon (175 L) Fuel Tank
with guard
9.8 Gallon (37L) Diesel Exhaust
Fuel (DEF) Tank
Viscous fan (9 Blades)
Engine auto shut down feature
Fuel Cooler

EXHAUST:

A-Post exhaust with integral muffler

OPERATOR PROTECTIVE STRUCTURE:**CAB:**

ROPS protected, iso-mounted flat
deck platform, narrow profile roof
design with heater and air conditioner
(with 4 speed pressurizer), tinted
windshield with sunshade, fixed hi-
visibility roof window with retractable
sun screen, front intermittent wipers
and washers, two doors with locks,
two external mirrors, hinged rear
window (fully opens), radio ready
(speakers, wiring, antenna), rear
window access panel for
control/monitor box or wiring harness
entrance, digital clock, interior storage
box, interior dome light, self cancelling
turn signal, and two external courtesy
lights
Steering wheel: tilt and telescoping

OPERATOR PROTECTIVE STRUCTURE:

(continued)

Seat: Deluxe mechanical suspension
seat with operator's presence sensor,
seat belt, and swivel

INSTRUMENTATION:

Analog/Digital instrumentation cluster
with LCD display
Warning lights for air cleaner service,
alternator, oil pressure, fuel
sediment/water sensor, headlight
high beam and parking brake
Gauges for fuel level, engine
temperature, tachometer
(mechanical) and hour meter

TRANSMISSION:

24 x 24 Hi Lo
Steering column mounted Left Hand
Power clutchless shuttle (F/R)
Fully Synchronized Gears
4 gears in 3 ranges
Two speed Hi/Lo powershift
Multiplate wet clutch design

MFD -- 25 mph (40 kph)

Speed varies with tire selection

CLUTCH:

Multi-plate wet clutch design

STEERING/BRAKES:

Hydrostatic Power Steering
Hydraulically actuated wet disc brakes
(self-equalizing and self-adjusting)
Independent Parking brake

HYDRAULICS:

Fixed displacement gear pump system:
Maximum flow at rated engine speed
18.7 gpm (70 l/m) flow
(implement pump)
10.5 gpm (40 l/m) flow
(steering and operating circuits)

**MAXXUM® 120 TRACTOR
US PRICE LIST**

**(Ex Works Port of Entry)
Standard Equipment**

HYDRAULICS: (continued)

29.2 gpm (110 l/m) total tractor hydraulic flow
Two closed-center remote valves with flow control, quick couplers, and anti-leak down
Dual individual lever control
Two oil collection bottles
Hydraulic tapping port (power beyond)

AXLES:

MFD Front Axle:

Class III MFD Axle
Limited slip front differential without steering sensors
Dual steering cylinders
Adjustable tread width from 61.4 in. to 88.8 in. (May vary up to 1 in. depending on tires)
55 degree Turning Angle
12 degree Axle Oscillation
Drive Shaft Shield
Standard front tires:
14.9R28 (R1W)

Rear Axle:

Flange type
Dog Clutch rear differential:
MFD - Electro-hydraulic engaged (front and rear)
Standard rear tires:
18.4R38 (R1W)

HITCH:

Electronic draft control (lower link sensing)
3-point hitch category II with flex link ends and telescoping stabilizers
Fast Raise/Lower Control (in cab)
6200 lb/2812 kg lift capacity (OECD) with dual 80mm external assist ram
Rear fender mounted remote hitch switches
Ride control
Swinging drawbar

PTO:

Independent 540/1000 RPM with single reversible shaft
Multi-plate wet clutch design
Electro-hydraulic engagement with soft start/auto feathering
Flip-up PTO shaft guard
Fender mounted PTO control switch

ELECTRICAL:

(1) 12-volt 800 cca Battery
Geared starter motor (4.2kW)
7-pin outlet for trailer/implement lighting
3-pin implement socket (40 amp)
15 amp screw type positive/negative terminals
Single pin (8 amp) accessory power outlet
120 amp Alternator
Two roof mounted single pin outlets for beacon Cigar lighter

LIGHTING:

Two halogen front headlights
Ten halogen worklights
Two hood mounted forward facing
Two cab roof mounted forward facing
Two grab rail mounted forward facing
Two cab roof mounted rear facing
Two rear "C"-post mounted rear facing
Two taillights
Time delayed turn indicators with audible warning
Front and rear cab roof mounted flashing safety lights

MISCELLANEOUS:

Pivoting engine hood
SMV emblem
Toolbox
Horn



**MAXXUM® 120 TRACTOR
US PRICE LIST**

**(Ex Works Port of Entry)
Standard Equipment**

NEBRASKA TEST REPORT STATUS:
Nebraska Temporary Sales Permit
to be applied for



**MAXXUM® 120 TRACTOR
US PRICE LIST**

(Ex Works Port of Entry)
Models

COMMERCIAL MODEL	ENGINE POWER	Weight	List Price
MAXXUM 120 T4	100 PTO HP (120 Engine HP)	12,500 LB	\$90,391.00

Factory Supplied Options

Order Code	Description	Weight	List Price
OPERATOR STRUCTURE			
SD T9200 OPERATOR STRUCTURE #1			
	X0180XX Standard Cab X0180XX		No Charge
	331619 Suspended deluxe cab with high-visibility roof panel and low profile cab roof Cab Suspension is highly recommended with tall tire sizes to help maintain optimal clearance in all field conditions		\$1,514.00
SD T9553 LUXURY PACK			
	XT9553X No Luxury Pack		No Charge
	334533 Carpet		\$164.00
TRANSMISSION			
SD T2800 SPEED			
	X28005X 40 KPH X28005X For use with 24x24 Hi Lo or 16x16 Semi-powershift		No Charge
	743764 40 KPH (17x16) ECO 40 Kph Economy (17 x 16) Not available with Creeper (743736) Requires 113 L/min pump (743744)		\$1,204.00
SD T2810 TRANSMISSION			
	X28105X 24x24 Hi Lo		No Charge
	330283 16 x 16 or 17 x 16 SPS		\$2,383.00
SD T2816 AUTO FEATURES			
	X28161X Less Auto Features		No Charge

**MAXXUM® 120 TRACTOR
US PRICE LIST**

(Ex Works Port of Entry)

	743815	Auto Features Auto Road and Auto Field Requires Semi-powershift (330283)		\$679.00
--	--------	--	--	----------

SD T3230 CREEPER or Interlock

	X0162XX	Less Creeper		No Charge
	743736	Creeper		\$2,142.00

PTO

SD T8010 PTO

	330800	540/1000 RPM reversible shaft 1, 1-3/8 in. 6 spline and 1, 1-3/8 in. 21 spline		No Charge
--	--------	--	--	-----------

SD T8720 AUTO PTO

	X0183XX	No Auto PTO Management System		No Charge
	330160	Auto PTO management system		\$191.00

HITCH

SD T8950 AUX RAMS

	X89502X	2 External 80mm Cylinders -EDC 3-Point Hitch with two 80mm cylinders. 6,200 lbs (2812 kg) OECD rated lift capacity		No Charge
	743811	2 External 90mm Cylinders -EDC 3-Point Hitch with two 90mm cylinders. 6,900 lbs (3130 kg) OECD rated lift capacity		\$454.00

SD T8960 3 - POINT LINKAGE-REAR

	331970	Flex link ends Cat II		No Charge
	331920	Flex link ends Cat II/III		\$108.00

REAR AXLE

SD T3200 REAR AXLE

	X0170XX	Heavy duty flange axle		No Charge
	330331	98 in. bar axle (Steel Wheels) 2489 mm		\$1,275.00

SD T3240 REAR DIFF LOCK

	X32404X	Dog Clutch Diff Dog Clutch differential		No Charge
	331333	Wet plate diff lock-4WD Wet plate differential		\$284.00

**MAXXUM® 120 TRACTOR
US PRICE LIST**

(Ex Works Port of Entry)

REAR WHEELS AND TIRES

SD T4950 REAR WHEELS AND TIRES

		Flange or Bar Axle Steel Disc		
	8364904	16.9R34 R1W - MI and FI Brands: Michelin, Firestone		(\$1,215.00)
	8365904	18.4R34 R1W MI,FI,CM Brands: Michelin, Firestone, Continental/Mitas		(\$1,129.00)
	8375501	16.9R38 R1W FI,CM Brands: Firestone, Continental/Mitas		\$29.00
	8328404	18.4R38 R1W - MI, FI, CM Brands: Michelin, Firestone, Continental/Mitas		No Charge
	8949401	600/65R38 R1W Fixed Brands: Michelin, Continental/Mitas		\$896.00
	8907601	650/60R38 F/Bar AXL Brands: Michelin		\$1,363.00
	8919401	480/80R38 Alliance Alliance 550 Multi-Use		\$1,209.00
	8388404	18.4R42 R1W MI Michelin		\$408.00
	8370404	14.9R46 Brands CM Brands: Continental/Mitas		\$328.00
	8963504	320/90R50 R1W MI, FI Brands: Michelin, Firestone		\$530.00
	8399906	Rear Shipping Wheels Requires front shipping wheels		(\$2,901.00)

FRONT AXLE

SD T4010 FRONT AXLE

		Standard MFD		
	X40109X	Limited Slip Limited slip without steering sensors		No Charge
	330409	Class III MFD axle with diff Class 3 MFD axle with hydraulic diff lock, fully locking, front differential with steering sensors Requires wet rear clutch (331333)		\$284.00

**MAXXUM® 120 TRACTOR
US PRICE LIST**

(Ex Works Port of Entry)

FRONT WHEELS AND TIRES

SD T4940 FRONT WHEELS AND TIRES

Class III Axle					
	8235904	12.4R24_R1W MI, FI Brands: Michelin, Firestone Requires 18.4R30 R1W			(\$224.00)
	8236904	13.6R24 R1W MI,FI Brands: Michelin, Firestone Requires 16.9R34 R1W			(\$236.00)
	8240404	14.9R24 R1W MI,FI,CM Brands: Michelin, Firestone, Continental/Mitas Requires 18.4R34 R1W			(\$214.00)
	8847401	440/80R24 Alliance Alliance 550 Multi-Use Requires 480/80R38 Alliance			\$887.00
	8250401	13.6R28 R1W Brands: Firestone, Continental/Mitas Requires 16.9R38 R1W			(\$792.00)
	8241404	14.9R28 R1W MI,FI,CM Brands: Michelin, Firestone, Continental/Mitas Requires 18.4R38 R1W			No Charge
	8255404	16.9R28 R1W MI-FI-TR Brands: Michelin, Firestone Requires 20.8R38 R1W			\$620.00
	8825401	480/65R28 (R1W) FIXED RIM F/CL Michelin, Firestone, Continental/Mitas			\$409.00
	8801301	520/60R28 MAVT RIMS Brand: Michelin			\$1,972.00
	8801401	520/60R28 (R1W) FIXED RIM F/CL Brand: Michelin			\$2,810.00
	8258404	14.9R30 R1W MI, TR Brands: Michelin, Firestone Requires 18.4R42 R1W			\$459.00
	8258804	14.9R30 Brands: CM Brands: Continental/Mitas Requires 14.9R46 3 Star R1W			\$322.00
	8859604	320/85R34 R1W Brands:MI,FI Brands: Michelin, Firestone Requires 320/90R50 R1W			\$562.00
	8299905	Front Shipping Wheels-4WD Requires rear shipping wheels			(\$1,105.00)

**MAXXUM® 120 TRACTOR
US PRICE LIST**

(Ex Works Port of Entry)

DRAWBAR

SD T8900 REAR HITCHES/DRAWBAR

	330934	Independent swinging drawbar,		No Charge
--	--------	-------------------------------	--	-----------

HYDRAULIC REMOTES

SD T8270 REAR REMOTES

	X82705X	2 NC Mech Remote Valves Two mechanical rear remote valves, both with non-configurable detents.		No Charge
	743740	2 Mech Rear Remote Valves (2C) Two mechanical rear remote valves, both with configurable detents.		\$284.00
	743741	3 Mech Rear Remote Valves (2C) Three mechanical rear remote valves, two with configurable detents.		\$1,055.00
	743685	4 Mech Rear Remote Valves (2C) Four mechanical rear remote valves, two with configurable detents.		\$2,109.00

SD T8275 POWER BEYOND COUPLE

	X82751X	Power Beyond Capped No Hydraulic Power Beyond		No Charge
	420828	Power beyond supply and return Power beyond coupler manifold Requires 113 L/min pump (743744) Requires 3 Mechanical Rear Remote Valves (743741)		\$657.00

HYDRAULIC SYSTEMS

SD T8230 HYD PUMP

	X82302X	80 l/min Fixed Disp Pump 18.7 gpm (70 L/min) flow at the remotes Requires 24X24 Hi Lo Transmission (X28105X)		No Charge
	743744	113 l/min CCLS/PFC Pump 26.5 gpm (100 L/min) flow at the remotes Includes power boost feature in transport and PTO modes. Requires Semi-Powershift (330283)		\$1,419.00

**MAXXUM® 120 TRACTOR
US PRICE LIST**

(Ex Works Port of Entry)

INSTRUMENTATION

SD T7610 INSTRUMENT PANEL

	X0167XX	Analog/Digital Basic		No Charge
	743902	Enhanced Inst w/ ISO Socket Requires Semi-powershift (330283)		\$147.00

STEERING COLUMN

SD T6300 STEERING OR AUTOGUIDANCE READY

Steering				
	X63001X	Standard steer with tilt / telescopic steering column		No Charge
	743723	Advanced Steering Turn Assist. Requires 113 L/min pump (743744) Requires Semi-powershift (330283)		\$1,571.00

SEATS

SD T8500 SEAT

	X85004X	Deluxe Mechanical Suspension with operator's presence sensor and seat belt		No Charge
	331709	Dlx Air Susp w/Ops Air suspension with operator's presence sensor and seat belt		\$1,270.00
	330709	Deluxe air susp. heated seat Low frequency air suspension with operator's presence sensor, heated seats and seat belt		\$2,362.00

TRAILER BRAKES

SD T7130 TRLR BRK VLV

	X71301X	L/ Hydraulic trailer brakes		No Charge
	330720	Brake Logic Valve		\$336.00
	330718	Hydraulic trailer brakes Required with 30 mph/50 kph transmission.		\$966.00

**MAXXUM® 120 TRACTOR
US PRICE LIST**

(Ex Works Port of Entry)

STARTING AIDS

SD T1930 ENGINE OPTIONS

	330204	Grid heater Standard equipment		No Charge
--	--------	--	--	-----------

BATTERY

SD T7420 BATTERY

	X74204X	Standard-duty 800CCA Battery		No Charge
	336138	Heavy-duty 1300CCA Battery		\$95.00

FENDERS

REAR FENDERS

SD T8700 FENDERS

	X87001X	Standard		No Charge
	743777	Standard fenders with extensn		\$330.00
	743707	Full Cover 92.1 in./2340 mm rear fenders.		\$618.00
	743708	Full Cover with extension Full cover with 3 in./ 75 mm wide extensions.		\$949.00

FRONT FENDERS

SD T8740 FRONT FENDERS

	X87401X	L/Front Fenders No Front Fenders		No Charge
	330882	Static Fenders 16.5 in. wide. Front fenders 420 mm wide Not compatible with Loader Ready Sideframes (743847)		\$439.00
	333884	Dynamic fenders 16.5 in. wide Front fenders 420 mm wide		\$672.00
	334884	Dynamic fenders 18.9 in. wide Front fenders 480 mm wide		\$773.00

FRONT HITCH

SD T8100 FRONT THREE POINT HITCH

No Front Hitch or PTO				
	X81001X	L/ Front Hitch & PTO		No Charge

**MAXXUM® 120 TRACTOR
US PRICE LIST**

(Ex Works Port of Entry)

Without PTO			
	743699	Front hitch Requires Hose Package (330926) Not compatible with Front Loader	\$6,690.00
With PTO			
	743700	Front Hitch w/ PTO (6 spline) Requires Advanced Processor (330345) Requires Hose Package (330926) Shaft size: OD 1 3/8" (35mm), 6-spline, 1000 rpm @ 1895 engine rpm The shaft rotates in an counter-clockwise direction, when looking from the front of the tractor. Not compatible with Front Loader	\$14,011.00

SD_T8101 HYDRAULIC FRONT COU

	X81011X	L/ Hydraulic Front Couplers	No Charge
	743856	2 Front Couplers from Rear Rmt 2 Hydraulic Front Couplers from Rear Remotes	\$170.00

SD_T8300 HOSES FOR FHPL

	X83001X	L/hose pack for Frnt Hitch	No Charge
	330926	Hose pkg for frt hit w/ MRRV Hose completing package for front hitch - from Mechanical rear remotes Requires Front Hitch (743699 or 743700) Not compatible with front weights or front weight carrier Not compatible with Loader Ready Sideframes (743847)	No Charge

ADDITIONAL OPERATOR'S MANUAL

SD_T9802 OPERATORS MANUAL

	X98021X	No Spanish Operator Manual	No Charge
	333986	Spanish operator's manual,	No Charge

SD_T9803 FRENCH OPERATOR MANUAL

	X98031X	No French Operator Manual	No Charge
	330472	French operator's manual	No Charge



**MAXXUM® 120 TRACTOR
US PRICE LIST**

(Ex Works Port of Entry)

OTHER EQUIPMENT - P2

TIRE BRAND PREFERENCE

SD_T4900 TIRE CATEGORY CHOICE

	330438	No Tire Brand Preference Tire brands are subject to availability. If the Tire Brand Preference Code is ordered, the plant will install the brand selected. If no Tire Brand Preference is selected, a tire from existing inventory will be installed. This could include the selection you made or the same tire size in Firestone, Michelin, or Continental/Mitas. Availability of brands vary by size.		No Charge
	330442	Michelin		\$1,286.00
	330446	Firestone		\$467.00

LOADER EQUIPMENT

SD_T7780 JOYSTICK

	X77801X	L/Joystick		No Charge
	332782	Mech Joystick for Rear Remotes Not allowed with Mid-Mount Valves (743900 or 743901) Joystick configured to operate first and second rear remotes		\$310.00

SD_T7790 MID-MOUNT VALVES

	X77901X	L/Mid-Mount Valves No Mid-Mount Valves		No Charge
	743900	2 Mid-Mount Valves & Joystick 2 Slice Mechanical Mid-Mount Valve includes mechanical joystick		\$1,929.00
	743901	3 Mid-Mount Valves & Joystick 3 Slice Mid-Mount Valve (2 mechanical, 1 electrohydraulic) includes mechanical joystick with proportional electronic control of 3rd slice		\$3,294.00

SD_T8110 LOADER BRACKETS

	X0174XX	Less Loader Ready Sideframes		No Charge
Loader Mounting Options				
	743847	Loader Ready Sideframes TPS Horizontal Side Plates for Loader Installation (Not compatible with front hitch option) To complete loader installation, order TPS Vertical Brackets from loader price list.		\$1,608.00

**MAXXUM® 120 TRACTOR
US PRICE LIST**

(Ex Works Port of Entry)

ENGINE

SD T1934 ENG SPEED MANAGEMENT

	X19341X	No Engine Speed Management		No Charge
	743814	Engine Speed Management Requires Semi-powershift (330283)		\$394.00

CAB

SD T7612 BRACKET MONITOR

	X76121X	L/Monitor Bracket		No Charge
	338761	Monitor Mounting Bracket		\$137.00

SD T9000 STORAGE BOX/SEAT

	X90001X	L/Front Storage Box		No Charge
	330869	LH front box Not compatible with instructional seat (330719)		\$113.00
	330719	Instructional seat with belt Not compatible with LH Front Box (330869)		\$507.00

SD T9010 REAR CAB STORAGE BO

	X90101X	No LH rear cab storage box		No Charge
	330871	LH rear cab storage box		\$192.00

SD T9260 REAR WIPER & WASHER

	X92603X	Less rear wiper and washer		No Charge
	330676	Rear window wiper and washer		\$378.00

SD T9291 REAR WINDOW SUNSHADE

	X92911X	No Rear Window Sunshade		No Charge
	330579	Rear Window Sunshade		\$175.00

SD T9360 RR MIRRORS

	X93602X	2 Standard Mirrors		No Charge
	330826	Mirrors, quantity 2, fixed with shatterproof, large head		\$126.00
	330825	2 telescopic external mirrors with shatterproof, large head		\$233.00

ELECTRICAL

SD T1040 CHARGING SYSTEMS

	X0154XX	120 AMP Alternator		No Charge
	336192	150 AMP Alternator		\$132.00

SD T5101 ADV PROCESSOR

	X15011X	Less Advanced Processor		No Charge
--	---------	-------------------------	--	-----------

**MAXXUM® 120 TRACTOR
US PRICE LIST**

(Ex Works Port of Entry)

	330345	Advanced processor		\$341.00
SD_T7430 BATTERY ISOLATOR SW				
	X74301X	No Battery Isolator		No Charge
	330798	Electronic battery isolator Convenient in-cab battery disconnect switch		\$374.00
SD_T7580 RADAR				
	X75801X	No Radar		No Charge
	334703	Radar Requires enhanced instrumentation (743902) Requires Semi-powershift (330283)		\$700.00
SD_T9131 FRONT WORK LAMPS ON				
	X91311X	L/High Headlight		No Charge
	331661	High Mnt H/Lamp RH High Mount Headlamps on CAB. For Front Hitch Application where standard headlights are obstructed.		\$263.00
SD_T9146 ROTARY BEACON				
	X91461X	No Rotary Beacon		No Charge
	331916	Rotating beacon-left side		\$357.00
SD_T9149 ROTARY BEACON 4				
	X91491X	No Rotary Beacon		No Charge
	333916	Rotating beacon-right side Requires Rotating Beacon, Left Side (331916)		\$357.00
ADDITIONAL EQUIPMENT				
SD_T3600 BRAKE PACK				
	X36101X	Standard HD brake discs		No Charge
	333166	Extended life brake discs		\$289.00
SD_T4820 HEADLAND SYSTEM				
	X0165XX	No End of Row Function		No Charge
	743737	End of Row Function Requires Semi-powershift (330283)		\$453.00
SD_T8231 HPL PRESSURE RETURN				
	X82311X	L/Low pressure return No low pressure return coupler		No Charge
	743682	Low pressure return quick coup Low pressure hydraulic oil return coupler		\$153.00
SD_T9560 FRONT TOOLBOX				
	X95602X	Standard front toolbox		No Charge

**MAXXUM® 120 TRACTOR
US PRICE LIST**

(Ex Works Port of Entry)

SD_T9850 SPECIAL COLORS/PANELS

	X98505X	BASE COLOUR		No Charge
	330571	Special Color Hi-Profile Roof Roof, Hood, Fenders painted per requested RAL code located at www.ralcolor.com. Please contact Sales Support Team in Racine for further details.		\$3,162.00
	331571	Special Color Low Profile Roof Roof, Hood, Fenders painted per requested RAL code located at www.ralcolor.com. Please contact Sales Support Team in Racine for further details.		\$3,162.00
	743730	Special Color w/ Chassis Chassis, Roof, Hood, Fenders painted per requested RAL code located at www.ralcolor.com. Please contact Sales Support Team in Racine for further details.		\$6,324.00

WEIGHTS

SD_T2150 FRONT BALLAST

Less Wgths Carrier & Tow Hook				
	X21501X	L/ Wght, Carr, Hook		No Charge
Tow Hook Only				
	330222	Tow Hook Only Tow Hook 250 lbs/115 kg Not allowed with Front hitch (743699 or 743700)		\$100.00
Wgths plus Carrier no Tow Hook				
	330219	4 weights plus narrow carrier Narrow Weight Carrier 250 lbs/115 kg, plus 4 Weights 400 lbs/180 kg. Total weight 650 lbs/295 kg. Not compatible with Front hitch (743699 or 743700)		\$816.00
	330220	8 weights plus narrow carrier Narrow Weight Carrier 250 lbs/115 kg, plus 8 Weights 800 lbs/360 kg. Total weight 1050 lbs/475 kg. Not compatible with Front hitch (743699 or 743700)		\$1,309.00
	330221	16 weights plus wide carrier Wide Weight Carrier 362 lbs/164 kg, Plus 16 Weights 1600 lbs/726 kg. Total weight 1962 lbs/890 kg. Not compatible with Loader Ready Sideframe (743847) Not compatible with Front hitch (743699 or 743700)		\$2,440.00



**MAXXUM® 120 TRACTOR
US PRICE LIST**

(Ex Works Port of Entry)

Wghts plus Carrier w/ Tow Hook			
	743773	Weight Pack A Narrow Weight Carrier 250 lbs/115 kg, Plus 2 Weights 200 lbs/90 kg, Plus Center Tow Hook Weight 250 lbs/115 kg. Total weight 700 lbs/320 kg. Not compatible with Front hitch (743699 or 743700)	\$964.00
	743704	Weight Pack B Narrow Weight Carrier 250 lbs/115 kg, Plus 6 Weights 600 lbs/270 kg, Plus Center Tow Hook Weight 250 lbs/115 kg. Total weight 1100 lbs/500 kg. Not compatible with Front hitch (743699 or 743700)	\$1,502.00
	743705	Weight Pack C Wide Weight Carrier 362 lbs/164 kg, Plus 2 Large Weights 1100 lbs/500 kg, Plus Large Center Tow Hook Weight 1100 lbs/500 kg. Total weight 2562 lbs/1164 kg. Not compatible with Loader Ready Sideframe (743847) Not compatible with Front hitch (743699 or 743700)	\$2,448.00
Weight Carrier Only			
	332217	Wide front weight carrier Wide Weight Carrier 362 lbs/164 kg. Holds up to 16 Weights. Not compatible with Loader Ready Sideframe (743847) Not compatible with Front hitch (743699 or 743700)	\$370.00
	743703	Weight Carrier Narrow Weight Carrier 250 lbs/115 kg Holds up to 8 weights Not compatible with Front hitch (743699 or 743700)	\$223.00
SD_T4960 WHEEL WEIGHTS			
	X49601X	L/Wheel Weights	No Charge
	743706	6x65 Rear Wheels WGHT Not compatible with Shipping Wheels Not compatible with 30mph/50 kph transmission	\$1,024.00

**MAXXUM® 125 TRACTOR
US PRICE LIST**

**(Ex Works Port of Entry)
Standard Equipment**

ENGINE:

105 PTO hp @ 2200 RPM
411 cu. in. (6.75 L) Displacement
6 Cylinder Turbocharged and
Intercooled Engine with electronic
management with Power Boost
Tier 4A Emissions Compliant
4 valves per cylinder
Bosch fuel injection pump (electronic)
Air Cleaner w/ Precleaner & Exhaust
Aspiration
Dual element air filter
Hand and foot throttle
Grid Heater Starting Aid
60-gallon (227 L) Fuel Tank
with guard
9.8 Gallon (37L) Diesel Exhaust
Fuel (DEF) Tank
Viscous fan (9 Blades)
Engine auto shut down feature
Fuel Cooler

EXHAUST:

A-Post exhaust with integral muffler

OPERATOR PROTECTIVE STRUCTURE:**CAB:**

ROPS protected, iso-mounted flat
deck platform, narrow profile roof
design with heater and air conditioner
(with 4 speed pressurizer), tinted
windshield with sunshade, fixed hi-
visibility roof window with retractable
sun screen, front intermittent wipers
and washers, two doors with locks,
two external mirrors, hinged rear
window (fully opens), radio ready
(speakers, wiring, antenna), rear
window access panel for
control/monitor box or wiring harness
entrance, digital clock, interior storage
box, interior dome light, self cancelling
turn signal, and two external courtesy
lights
Steering wheel: tilt and telescoping

OPERATOR PROTECTIVE STRUCTURE:

(continued)

Seat: Deluxe mechanical suspension
seat with operator's presence sensor,
seat belt, and swivel

INSTRUMENTATION:

Analog/Digital instrumentation cluster
with LCD display
Warning lights for air cleaner service,
alternator, oil pressure, fuel
sediment/water sensor, headlight
high beam and parking brake
Gauges for fuel level, engine
temperature, tachometer
(mechanical) and hour meter

TRANSMISSION:

24 x 24 Hi Lo
Steering column mounted Left Hand
Power clutchless shuttle (F/R)
Fully Synchronized Gears
4 gears in 3 ranges
Two speed Hi/Lo powershift
Multiplate wet clutch design

MFD -- 25 mph (40 kph)

Speed varies with tire selection

CLUTCH:

Multi-plate wet clutch design

STEERING/BRAKES:

Hydrostatic Power Steering
Hydraulically actuated wet disc brakes
(self-equalizing and self-adjusting)
Independent Parking brake

HYDRAULICS:

Fixed displacement gear pump system:
Maximum flow at rated engine speed
18.7 gpm (70 l/m) flow
(implement pump)
10.5 gpm (40 l/m) flow
(steering and operating circuits)

**MAXXUM® 125 TRACTOR
US PRICE LIST**

**(Ex Works Port of Entry)
Standard Equipment**

HYDRAULICS: (continued)

29.2 gpm (110 l/m) total tractor hydraulic flow
Two closed-center remote valves with flow control, quick couplers, and anti-leak down
Dual individual lever control
Two oil collection bottles
Hydraulic tapping port (power beyond)

AXLES:

MFD Front Axle:
Class III MFD Axle
Limited slip front differential without steering sensors
Dual steering cylinders
Adjustable tread width from 61.4 in. to 88.8 in. (May vary up to 1 in. depending on tires)
55 degree Turning Angle
12 degree Axle Oscillation
Drive Shaft Shield
Standard front tires:
14.9R28 (R1W)

Rear Axle:

Flange type
Dog Clutch rear differential:
MFD - Electro-hydraulic engaged (front and rear)
Standard rear tires:
18.4R38 (R1W)

HITCH:

Electronic draft control (lower link sensing)
3-point hitch category II with flex link ends and telescoping stabilizers
Fast Raise/Lower Control (in cab)
6200 lb/2812 kg lift capacity (OECD) with dual 80mm external assist ram
Rear fender mounted remote hitch switches
Ride control
Swinging drawbar

PTO:

Independent 540/1000 RPM with single reversible shaft
Multi-plate wet clutch design
Electro-hydraulic engagement with soft start/auto feathering
Flip-up PTO shaft guard
Fender mounted PTO control switch

ELECTRICAL:

(1) 12-volt 800 cca Battery
Geared starter motor (4.2kW)
7-pin outlet for trailer/implement lighting
3-pin implement socket (40 amp)
15 amp screw type positive/negative terminals
Single pin (8 amp) accessory power outlet
120 amp Alternator
Two roof mounted single pin outlets for beacon Cigar lighter

LIGHTING:

Two halogen front headlights
Ten halogen worklights
Two hood mounted forward facing
Two cab roof mounted forward facing
Two grab rail mounted forward facing
Two cab roof mounted rear facing
Two rear "C"-post mounted rear facing
Two taillights
Time delayed turn indicators with audible warning
Front and rear cab roof mounted flashing safety lights

MISCELLANEOUS:

Pivoting engine hood
SMV emblem
Toolbox
Horn



**MAXXUM® 125 TRACTOR
US PRICE LIST**

**(Ex Works Port of Entry)
Standard Equipment**

NEBRASKA TEST REPORT STATUS:
Nebraska Temporary Sales Permit
to be applied for



**MAXXUM® 125 TRACTOR
US PRICE LIST**

(Ex Works Port of Entry)
Models

COMMERCIAL MODEL	ENGINE POWER	Weight	List Price
MAXXUM 125 T4	125 HP	12,500 LB	\$95,814.00

Factory Supplied Options

Order Code	Description	Weight	List Price
------------	-------------	--------	------------

OPERATOR STRUCTURE

SD T9200 OPERATOR STRUCTURE #1

X0180XX	Standard Cab X0180XX		No Charge
331619	Suspended deluxe cab with high-visibility roof panel and low profile cab roof Cab Suspension is highly recommended with tall tire sizes to help maintain optimal clearance in all field conditions		\$1,514.00

SD T9553 LUXURY PACK

XT9553X	No Luxury Pack		No Charge
334533	Carpet		\$164.00

TRANSMISSION

SD T2800 SPEED

X28005X	40 KPH X28005X For use with 24x24 Hi Lo or 16x16 Semi-powershift		No Charge
743764	40 KPH (17x16) ECO 40 Kph Economy (17 x 16) Not available with Creeper (743736) Requires 113 L/min pump (743744)		\$1,204.00
743766	50 KPH (17x16) Requires suspended front axle with brakes (330430) Requires hydraulic trailer brakes (330718) Requires Auto Features (743815) Requires Speed Decal (either 333972 for USA or 332972 for Canada) Requires suitable tire selection (see tire chart for details) Requires 113L/min pump (743744) Not available with Creeper (743736)		\$1,204.00

**MAXXUM® 125 TRACTOR
US PRICE LIST**

(Ex Works Port of Entry)

SD_T2810 TRANSMISSION

	X28105X	24x24 Hi Lo		No Charge
	330283	16 x 16 or 17 x 16 SPS		\$2,383.00

SD_T2816 AUTO FEATURES

	X28161X	Less Auto Features		No Charge
	743815	Auto Features Auto Road and Auto Field Requires Semi-powershift (330283)		\$679.00

SD_T3230 CREEPER or Interlock

	X0162XX	Less Creeper		No Charge
	743736	Creeper		\$2,142.00

SD_T9871 SPEED DECAL

	X98711X	L/Speed Decal		No Charge
	333972	31 MPH Decal for USA		No Charge
	332972	50 KPH Decal for Canada		No Charge

PTO

SD_T8010 PTO

	330800	540/1000 RPM reversible shaft 1, 1-3/8 in. 6 spline and 1, 1-3/8 in. 21 spline		No Charge
--	--------	--	--	-----------

SD_T8720 AUTO PTO

	X0183XX	No Auto PTO Management System		No Charge
	330160	Auto PTO management system		\$191.00

HITCH

SD_T8950 AUX RAMS

	X89502X	2 External 80mm Cylinders -EDC 3-Point Hitch with two 80mm cylinders. 6,200 lbs (2812 kg) OECD rated lift capacity		No Charge
	743811	2 External 90mm Cylinders -EDC 3-Point Hitch with two 90mm cylinders. 6,900 lbs (3130 kg) OECD rated lift capacity		\$454.00

SD_T8960 3 - POINT LINKAGE-REAR

	331970	Flex link ends Cat II		No Charge
	331920	Flex link ends Cat II/III		\$108.00

**MAXXUM® 125 TRACTOR
US PRICE LIST**

(Ex Works Port of Entry)

REAR AXLE

SD T3200 REAR AXLE

	X0170XX	Heavy duty flange axle		No Charge
	330331	98 in. bar axle (Steel Wheels) 2489 mm		\$1,275.00
	331331	98 in. bar axle (Cast Wheels) 2489 mm	1 LB	\$1,275.00

SD T3240 REAR DIFF LOCK

	X32404X	Dog Clutch Diff Dog Clutch differential		No Charge
	331333	Wet plate diff lock-4WD Wet plate differential		\$284.00

REAR WHEELS AND TIRES

SD T4950 REAR WHEELS AND TIRES

Flange or Bar Axle Steel Disc				
	8364904	16.9R34 R1W - MI and FI Brands: Michelin, Firestone		(\$1,215.00)
	8365904	18.4R34 R1W MI,FI,CM Brands: Michelin, Firestone, Continental/Mitas		(\$1,129.00)
	8375501	16.9R38 R1W FI,CM Brands: Firestone, Continental/Mitas		\$29.00
	8328404	18.4R38 R1W - MI, FI, CM Brands: Michelin, Firestone, Continental/Mitas		No Charge
	8380404	20.8R38 R1W MI, TR Michelin Requires full cover rear fenders (743707 or 743708)		\$501.00
	8949401	600/65R38 R1W Fixed Brands: Michelin,Continental/Mitas		\$896.00
	8919401	480/80R38 Alliance Alliance 550 Multi-Use		\$1,209.00
	8388404	18.4R42 R1W MI Michelin		\$408.00
	8370404	14.9R46 Brands CM Brands: Continental/Mitas		\$328.00
	8963504	320/90R50 R1W MI, FI Brands: Michelin, Firestone		\$530.00
	8399906	Rear Shipping Wheels Requires front shipping wheels		(\$2,901.00)

**MAXXUM® 125 TRACTOR
US PRICE LIST**

(Ex Works Port of Entry)

Bar Axle Cast Disc			
8334406	18.4R38 R1W - MI, FI, and CM Brands: Michelin, Firestone, Continental/Mitas		\$1,336.00
8333406	20.8R38 R1W - MI Brands: Michelin Requires full cover rear fenders (743707 or 743708)		\$1,837.00
8384406	18.4R42 R1W MI Brands: Michelin		\$1,705.00

FRONT AXLE

SD T4010 FRONT AXLE			
Standard MFD			
X40109X	Limited Slip Limited slip without steering sensors		No Charge
330409	Class III MFD axle with diff Class 3 MFD axle with hydraulic diff lock, fully locking, front differential with steering sensors Requires wet rear clutch (331333)		\$284.00
330408	Class 4 MFD axle w/multi-plate Class 4 MFD axle with multi-plate fully locking, front differential with steering sensors Requires wet rear clutch (331333) Requires 113 L/min pump (743744)		\$1,078.00
MFD Suspended			
330429	Class 4 suspended MFD axle Class 4 suspended MFD axle with multi-plate, fully locking, front differential with steering sensors Requires advanced processor (330345) Requires wet rear clutch (331333) Requires 113 L/min pump (743744) Incompatible with 34 inch rear wheels		\$6,025.00
MFD Suspended with Brakes			
330430	Class 4 suspend MFD w/ brakes Class 4 suspended MFD axle with multi-plate, fully locking, front differential with steering sensors and brakes. Requires advanced processor (330345) Requires hydraulic trailer brakes (330718) or brake logic (330720) Requires wet rear clutch (331333) Requires 113 L/min pump (743744) Incompatible with 34 inch rear wheels		\$6,492.00

**MAXXUM® 125 TRACTOR
US PRICE LIST**

(Ex Works Port of Entry)

FRONT WHEELS AND TIRES

SD T4940 FRONT WHEELS AND TIRES

Class IV Axle					
	8803501	440/80R24 Alliance Alliance 550 Multi-Use Requires: 480/80R38 Alliance			\$887.00
	8242904	14.9R28 R1W MI,FI,CM Brands: Michelin, Firestone, Continental/Mitas Requires 18.4R38 R1W			No Charge
	8255904	16.9R28 R1W MI-FI Brands: Michelin, Firestone Requires 20.8R38 R1W or 18.4R42 R1W			\$620.00
	8825501	480/65R28 R1W MI-CM Brands: Michelin, Continental/Mitas			\$387.00
	8801601	520/60R28 Fixed HD Brands: Michelin			\$2,810.00
	8258704	14.9R30 R1W MI-FI-CM Brands: Michelin, Firestone, Continental/Mitas Requires 18.4R42 R1W or 14.9R46 R1W			\$459.00
	8801604	320/85R34 R1W Brands - MI-FI Brands: Michelin, Firestone Requires 320/90R50 R1W			\$562.00
	8299906	Front Shipping Wheels Requires rear shipping wheels			(\$1,105.00)
Class III Axle					
	8235904	12.4R24_R1W MI, FI Brands: Michelin, Firestone Requires 18.4R30 R1W			(\$224.00)
	8236904	13.6R24 R1W MI,FI Brands: Michelin, Firestone Requires 16.9R34 R1W			(\$236.00)
	8240404	14.9R24 R1W MI,FI,CM Brands: Michelin, Firestone, Continental/Mitas Requires 18.4R34 R1W			(\$214.00)
	8847401	440/80R24 Alliance Alliance 550 Multi-Use Requires 480/80R38 Alliance			\$887.00
	8250401	13.6R28 R1W Brands: Firestone, Continental/Mitas Requires 16.9R38 R1W			(\$792.00)
	8241404	14.9R28 R1W MI,FI,CM Brands: Michelin, Firestone, Continental/Mitas Requires 18.4R38 R1W			No Charge

**MAXXUM® 125 TRACTOR
US PRICE LIST**

(Ex Works Port of Entry)

	8255404	16.9R28 R1W MI-FI-TR Brands: Michelin, Firestone Requires 20.8R38 R1W		\$620.00
	8825401	480/65R28 (R1W) FIXED RIM F/CL Michelin, Firestone, Continental/Mitas		\$409.00
	8801301	520/60R28 MAVT RIMS Brand: Michelin		\$1,972.00
	8801401	520/60R28 (R1W) FIXED RIM F/CL Brand: Michelin		\$2,810.00
	8258404	14.9R30 R1W MI, TR Brands: Michelin, Firestone Requires 18.4R42 R1W		\$459.00
	8258804	14.9R30 Brands: CM Brands: Continental/Mitas Requires 14.9R46 3 Star R1W		\$322.00
	8859604	320/85R34 R1W Brands:MI,FI Brands: Michelin, Firestone Requires 320/90R50 R1W		\$562.00
	8299905	Front Shipping Wheels-4WD Requires rear shipping wheels		(\$1,105.00)

DRAWBAR

SD T8900 REAR HITCHES/DRAWBAR

	330934	Independent swinging drawbar,		No Charge
--	--------	-------------------------------	--	-----------

HYDRAULIC REMOTES

SD T8270 REAR REMOTES

	X82705X	2 NC Mech Remote Valves Two mechanical rear remote valves, both with non-configurable detents.		No Charge
	743740	2 Mech Rear Remote Valves (2C) Two mechanical rear remote valves, both with configurable detents.		\$284.00
	743741	3 Mech Rear Remote Valves (2C) Three mechanical rear remote valves, two with configurable detents.		\$1,055.00
	743685	4 Mech Rear Remote Valves (2C) Four mechanical rear remote valves, two with configurable detents.		\$2,109.00

SD T8275 POWER BEYOND COUPLE

	X82751X	Power Beyond Capped No Hydraulic Power Beyond		No Charge
--	---------	---	--	-----------

**MAXXUM® 125 TRACTOR
US PRICE LIST**

(Ex Works Port of Entry)

	420828	Power beyond supply and return Power beyond coupler manifold Requires 113 L/min pump (743744) Requires 3 Mechanical Rear Remote Valves (743741)		\$657.00
--	--------	---	--	----------

HYDRAULIC SYSTEMS

SD T8230 HYD PUMP

	X82302X	80 l/min Fixed Disp Pump 18.7 gpm (70 L/min) flow at the remotes Requires 24X24 Hi Lo Transmission (X28105X)		No Charge
	743744	113 l/min CCLS/PFC Pump 26.5 gpm (100 L/min) flow at the remotes Includes power boost feature in transport and PTO modes. Requires Semi-Powershift (330283)		\$1,419.00

INSTRUMENTATION

SD T7610 INSTRUMENT PANEL

	X0167XX	Analog/Digital Basic		No Charge
	743902	Enhanced Inst w/ ISO Socket Requires Semi-powershift (330283)		\$147.00

STEERING COLUMN

SD T6300 STEERING OR AUTOGUIDANCE READY

Steering

	X63001X	Standard steer with tilt / telescopic steering column		No Charge
	743723	Advanced Steering Turn Assist. Requires 113 L/min pump (743744) Requires Semi-powershift (330283)		\$1,571.00

SEATS

SD T8500 SEAT

	X85004X	Deluxe Mechanical Suspension with operator's presence sensor and seat belt		No Charge
	331709	Dlx Air Susp w/Ops Air suspension with operator's presence sensor and seat belt		\$1,270.00

**MAXXUM® 125 TRACTOR
US PRICE LIST**

(Ex Works Port of Entry)

	330709	Deluxe air susp. heated seat Low frequency air suspension with operator's presence sensor, heated seats and seat belt		\$2,362.00
--	--------	---	--	------------

TRAILER BRAKES

SD_T7130 TRLR BRK VLV

	X71301X	L/ Hydraulic trailer brakes		No Charge
	330720	Brake Logic Valve		\$336.00
	330718	Hydraulic trailer brakes Required with 30 mph/50 kph transmission.		\$966.00

STARTING AIDS

SD_T1930 ENGINE OPTIONS

	330204	Grid heater Standard equipment		No Charge
--	--------	--	--	-----------

SD_T1938 WEATHER PACK

	X19382X	Less Cold Weather Pack No engine block and transmission heater.		No Charge
	330205	110 Volt cold weather package Engine block and transmission heater.		\$349.00

BATTERY

SD_T7420 BATTERY

	X74204X	Standard-duty 800CCA Battery		No Charge
	336138	Heavy-duty 1300CCA Battery		\$95.00

FENDERS

REAR FENDERS

SD_T8700 FENDERS

	X87001X	Standard		No Charge
	743777	Standard fenders with extensn		\$330.00
	743707	Full Cover 92.1 in./2340 mm rear fenders.		\$618.00
	743708	Full Cover with extension Full cover with 3 in./ 75 mm wide extensions.		\$949.00

**MAXXUM® 125 TRACTOR
US PRICE LIST**

(Ex Works Port of Entry)

FRONT FENDERS

SD T8740 FRONT FENDERS

	X87401X	L/Front Fenders No Front Fenders		No Charge
	330882	Static Fenders 16.5 in. wide. Front fenders 420 mm wide Not compatible with Loader Ready Sideframes (743847)		\$439.00
	333884	Dynamic fenders 16.5 in. wide Front fenders 420 mm wide		\$672.00
	334884	Dynamic fenders 18.9 in. wide Front fenders 480 mm wide		\$773.00
	335884	Dynamic fenders 21.3 in. wide Front fenders 540 mm wide		\$851.00

FRONT HITCH

SD T8100 FRONT THREE POINT HITCH

No Front Hitch or PTO				
	X81001X	L/ Front Hitch & PTO		No Charge
Without PTO				
	743699	Front hitch Requires Hose Package (330926) Not compatible with Front Loader		\$6,690.00
With PTO				
	743700	Front Hitch w/ PTO (6 spline) Requires Advanced Processor (330345) Requires Hose Package (330926) Shaft size: OD 1 3/8" (35mm), 6-spline, 1000 rpm @ 1895 engine rpm The shaft rotates in an counter-clockwise direction, when looking from the front of the tractor. Not compatible with Front Loader		\$14,011.00

SD T8101 HYDRAULIC FRONT COU

	X81011X	L/ Hydraulic Front Couplers		No Charge
	743856	2 Front Couplers from Rear Rmt 2 Hydraulic Front Couplers from Rear Remotes		\$170.00

SD T8300 HOSES FOR FHPL

	X83001X	L/hose pack for Frnt Hitch		No Charge
--	---------	----------------------------	--	-----------

**MAXXUM® 125 TRACTOR
US PRICE LIST**

(Ex Works Port of Entry)

	330926	Hose pkg for frt hit w/ MRRV Hose completing package for front hitch - from Mechanical rear remotes Requires Front Hitch (743699 or 743700) Not compatible with front weights or front weight carrier Not compatible with Loader Ready Sideframes (743847)		No Charge
--	--------	--	--	-----------

ADDITIONAL OPERATOR'S MANUAL

SD T9802 OPERATORS MANUAL

	X98021X	No Spanish Operator Manual		No Charge
	333986	Spanish operator's manual,		No Charge

SD T9803 FRENCH OPERATOR MANUAL

	X98031X	No French Operator Manual		No Charge
	330472	French operator's manual		No Charge

OTHER EQUIPMENT - P2

TIRE BRAND PREFERENCE

SD T4900 TIRE CATEGORY CHOICE

	330438	No Tire Brand Preference Tire brands are subject to availability. If the Tire Brand Preference Code is ordered, the plant will install the brand selected. If no Tire Brand Preference is selected, a tire from existing inventory will be installed. This could include the selection you made or the same tire size in Firestone, Michelin, or Continental/Mitas. Availability of brands vary by size.		No Charge
	330442	Michelin		\$1,286.00
	330446	Firestone		\$467.00

LOADER EQUIPMENT

SD T7780 JOYSTICK

	X77801X	L/Joystick		No Charge
	332782	Mech Joystick for Rear Remotes Not allowed with Mid-Mount Valves (743900 or 743901) Joystick configured to operate first and second rear remotes		\$310.00

SD T7790 MID-MOUNT VALVES

	X77901X	L/Mid-Mount Valves No Mid-Mount Valves		No Charge
--	---------	--	--	-----------

**MAXXUM® 125 TRACTOR
US PRICE LIST**

(Ex Works Port of Entry)

	743900	2 Mid-Mount Valves & Joystick 2 Slice Mechanical Mid-Mount Valve includes mechanical joystick		\$1,929.00
	743901	3 Mid-Mount Valves & Joystick 3 Slice Mid-Mount Valve (2 mechanical, 1 electrohydraulic) includes mechanical joystick with proportional electronic control of 3rd slice		\$3,294.00

SD T8110 LOADER BRACKETS

	X0174XX	Less Loader Ready Sideframes		No Charge
Loader Mounting Options				
	743847	Loader Ready Sideframes TPS Horizontal Side Plates for Loader Installation (Not compatible with front hitch option) To complete loader installation, order TPS Vertical Brackets from loader price list.		\$1,608.00
Engine Side Rails				
	330211	Engine side rails Recommended for side-mounted attachments e.g. sprayer tanks. Not compatible with loader equipment.		\$833.00

ENGINE

SD T1934 ENG SPEED MANAGEMENT

	X19341X	No Engine Speed Management		No Charge
	743814	Engine Speed Management Requires Semi-powershift (330283)		\$394.00

CAB

SD T7612 BRACKET MONITOR

	X76121X	L/Monitor Bracket		No Charge
	338761	Monitor Mounting Bracket		\$137.00

SD T9000 STORAGE BOX/SEAT

	X90001X	L/Front Storage Box		No Charge
	330869	LH front box Not compatible with instructional seat (330719)		\$113.00
	330719	Instructional seat with belt Not compatible with LH Front Box (330869)		\$507.00

SD T9010 REAR CAB STORAGE BO

	X90101X	No LH rear cab storage box		No Charge
	330871	LH rear cab storage box		\$192.00

SD T9260 REAR WIPER & WASHER

	X92603X	Less rear wiper and washer		No Charge
	330676	Rear window wiper and washer		\$378.00

**MAXXUM® 125 TRACTOR
US PRICE LIST**

(Ex Works Port of Entry)

SD_T9291 REAR WINDOW SUNSHADE

	X92911X	No Rear Window Sunshade		No Charge
	330579	Rear Window Sunshade		\$175.00

SD_T9360 RR MIRRORS

	X93602X	2 Standard Mirrors		No Charge
	330826	Mirrors, quantity 2, fixed with shatterproof, large head		\$126.00
	330825	2 telescopic external mirrors with shatterproof, large head		\$233.00

ELECTRICAL

SD_T1040 CHARGING SYSTEMS

	X0154XX	120 AMP Alternator		No Charge
	336192	150 AMP Alternator		\$132.00

SD_T5101 ADV PROCESSOR

	X15011X	Less Advanced Processor		No Charge
	330345	Advanced processor		\$341.00

SD_T7430 BATTERY ISOLATOR SW

	X74301X	No Battery Isolator		No Charge
	330798	Electronic battery isolator Convenient in-cab battery disconnect switch		\$374.00

SD_T7580 RADAR

	X75801X	No Radar		No Charge
	334703	Radar Requires enhanced instrumentation (743902) Requires Semi-powershift (330283)		\$700.00

SD_T9131 FRONT WORK LAMPS ON

	X91311X	L/High Headlight		No Charge
	331661	High Mnt H/Lamp RH High Mount Headlamps on CAB. For Front Hitch Application where standard headlights are obstructed.		\$263.00

SD_T9146 ROTARY BEACON

	X91461X	No Rotary Beacon		No Charge
	331916	Rotating beacon-left side		\$357.00

SD_T9149 ROTARY BEACON 4

	X91491X	No Rotary Beacon		No Charge
	333916	Rotating beacon-right side Requires Rotating Beacon, Left Side (331916)		\$357.00

**MAXXUM® 125 TRACTOR
US PRICE LIST**

(Ex Works Port of Entry)

ADDITIONAL EQUIPMENT

SD T3600 BRAKE PACK

	X36101X	Standard HD brake discs		No Charge
	333166	Extended life brake discs		\$289.00

SD T4820 HEADLAND SYSTEM

	X0165XX	No End of Row Function		No Charge
	743737	End of Row Function Requires Semi-powershift (330283)		\$453.00

SD T8231 HPL PRESSURE RETURN

	X82311X	L/Low pressure return No low pressure return coupler		No Charge
	743682	Low pressure return quick coup Low pressure hydraulic oil return coupler		\$153.00

SD T9560 FRONT TOOLBOX

	X95602X	Standard front toolbox		No Charge
	743848	Large Toolbox		\$78.00

SD T9850 SPECIAL COLORS/PANELS

	X98505X	BASE COLOUR		No Charge
	330571	Special Color Hi-Profile Roof Roof, Hood, Fenders painted per requested RAL code located at www.ralcolor.com. Please contact Sales Support Team in Racine for further details.		\$3,162.00
	331571	Special Color Low Profile Roof Roof, Hood, Fenders painted per requested RAL code located at www.ralcolor.com. Please contact Sales Support Team in Racine for further details.		\$3,162.00
	743730	Special Color w/ Chassis Chassis, Roof, Hood, Fenders painted per requested RAL code located at www.ralcolor.com. Please contact Sales Support Team in Racine for further details.		\$6,324.00

WEIGHTS

SD T2150 FRONT BALLAST

Less Wghts Carrier & Tow Hook				
	X21501X	L/ Wght, Carr, Hook		No Charge
Tow Hook Only				
	330222	Tow Hook Only Tow Hook 250 lbs/115 kg Not allowed with Front hitch (743699 or 743700)		\$100.00

**MAXXUM® 125 TRACTOR
US PRICE LIST**

(Ex Works Port of Entry)

Wghts plus Carrier no Tow Hook			
330219	4 weights plus narrow carrier Narrow Weight Carrier 250 lbs/115 kg, plus 4 Weights 400 lbs/180 kg. Total weight 650 lbs/295 kg. Not compatible with Front hitch (743699 or 743700)		\$816.00
330220	8 weights plus narrow carrier Narrow Weight Carrier 250 lbs/115 kg, plus 8 Weights 800 lbs/360 kg. Total weight 1050 lbs/475 kg. Not compatible with Front hitch (743699 or 743700)		\$1,309.00
330221	16 weights plus wide carrier Wide Weight Carrier 362 lbs/164 kg, Plus 16 Weights 1600 lbs/726 kg. Total weight 1962 lbs/890 kg. Not compatible with Loader Ready Sideframe (743847) Not compatible with Front hitch (743699 or 743700)		\$2,440.00
Wghts plus Carrier w/ Tow Hook			
743773	Weight Pack A Narrow Weight Carrier 250 lbs/115 kg, Plus 2 Weights 200 lbs/90 kg, Plus Center Tow Hook Weight 250 lbs/115 kg. Total weight 700 lbs/320 kg. Not compatible with Front hitch (743699 or 743700)		\$964.00
743704	Weight Pack B Narrow Weight Carrier 250 lbs/115 kg, Plus 6 Weights 600 lbs/270 kg, Plus Center Tow Hook Weight 250 lbs/115 kg. Total weight 1100 lbs/500 kg. Not compatible with Front hitch (743699 or 743700)		\$1,502.00
743705	Weight Pack C Wide Weight Carrier 362 lbs/164 kg, Plus 2 Large Weights 1100 lbs/500 kg, Plus Large Center Tow Hook Weight 1100 lbs/500 kg. Total weight 2562 lbs/1164 kg. Not compatible with Loader Ready Sideframe (743847) Not compatible with Front hitch (743699 or 743700)		\$2,448.00
Weight Carrier Only			
332217	Wide front weight carrier Wide Weight Carrier 362 lbs/164 kg. Holds up to 16 Weights. Not compatible with Loader Ready Sideframe (743847) Not compatible with Front hitch (743699 or 743700)		\$370.00
743703	Weight Carrier Narrow Weight Carrier 250 lbs/115 kg Holds up to 8 weights Not compatible with Front hitch (743699 or 743700)		\$223.00



**MAXXUM® 125 TRACTOR
US PRICE LIST**

(Ex Works Port of Entry)

SD T4960 WHEEL WEIGHTS

	X49601X	L/Wheel Weights		No Charge
	743706	6x65 Rear Wheels WGHT Not compatible with Shipping Wheels Not compatible with 30mph/50 kph transmission		\$1,024.00

**MAXXUM® 140 TRACTOR
US PRICE LIST**

**(Ex Works Port of Entry)
Standard Equipment**

ENGINE:

120 PTO hp @ 2200 RPM
411 cu. in. (6.75 L) Displacement
6 Cylinder Turbocharged and
Intercooled Engine with electronic
management with Power Boost
Tier 4A Emissions Compliant
4 valves per cylinder
Bosch fuel injection pump (electronic)
Air Cleaner w/ Precleaner & Exhaust
Aspiration
Dual element air filter
Hand and foot throttle
Grid Heater Starting Aid
60-gallon (227 L) Fuel Tank
with guard
9.8 Gallon (37L) Diesel Exhaust
Fuel (DEF) Tank
Viscous fan (9 Blades)
Engine auto shut down feature
Fuel Cooler

EXHAUST:

A-Post exhaust with integral muffler

OPERATOR PROTECTIVE STRUCTURE:

CAB:

ROPS protected, iso-mounted flat
deck platform, narrow profile roof
design with heater and air conditioner
(with 4 speed pressurizer), tinted
windshield with sunshade, fixed hi-
visibility roof window with retractable
sun screen, front intermittent wipers
and washers, two doors with locks,
two external mirrors, hinged rear
window (fully opens), radio ready
(speakers, wiring, antenna), rear
window access panel for
control/monitor box or wiring harness
entrance, digital clock, interior storage
box, interior dome light, self cancelling
turn signal, and two external courtesy
lights
Steering wheel: tilt and telescoping

OPERATOR PROTECTIVE STRUCTURE:

(continued)

Seat: Deluxe mechanical suspension
seat with operator's presence sensor,
seat belt, and swivel

INSTRUMENTATION:

Analog/Digital instrumentation cluster
with LCD display
Warning lights for air cleaner service,
alternator, oil pressure, fuel
sediment/water sensor, headlight
high beam and parking brake
Gauges for fuel level, engine
temperature, tachometer
(mechanical) and hour meter

TRANSMISSION:

16F x 16R Semi-Powershift
Steering column mounted Left Hand
Power clutchless shuttle (F/R)
Fully Synchronized Gears
4 gears in 3 ranges
Two speed Hi/Lo powershift
Multiplate wet clutch design

MFD -- 25 mph (40 kph)

Speed varies with tire selection

CLUTCH:

Multi-plate wet clutch design

STEERING/BRAKES:

Hydrostatic Power Steering
Hydraulically actuated wet disc brakes
(self-equalizing and self-adjusting)
Independent Parking brake

HYDRAULICS:

Fixed displacement gear pump system:
Maximum flow at rated engine speed
18.7 gpm (70 l/m) flow
(implement pump)
10.5 gpm (40 l/m) flow
(steering and operating circuits)

**MAXXUM® 140 TRACTOR
US PRICE LIST**

**(Ex Works Port of Entry)
Standard Equipment**

HYDRAULICS: (continued)

29.2 gpm (110 l/m) total tractor hydraulic flow
Two closed-center remote valves with flow control, quick couplers, and anti-leak down
Dual individual lever control
Two oil collection bottles
Hydraulic tapping port (power beyond)

AXLES:

MFD Front Axle:

Class III MFD Axle
Limited slip front differential without steering sensors
Dual steering cylinders
Adjustable tread width from 61.4 in. to 88.8 in. (May vary up to 1 in. depending on tires)
55 degree Turning Angle
12 degree Axle Oscillation
Drive Shaft Shield
Standard front tires:
14.9R28 (R1W)

Rear Axle:

Flange type
Dog Clutch rear differential:
MFD - Electro-hydraulic engaged (front and rear)
Standard rear tires:
18.4R38 (R1W)

HITCH:

Electronic draft control (lower link sensing)
3-point hitch category II with flex link ends and telescoping stabilizers
Fast Raise/Lower Control (in cab)
6200 lb/2812 kg lift capacity (OECD) with dual 80mm external assist ram
Rear fender mounted remote hitch switches
Ride control
Swinging drawbar

PTO:

Independent 540/1000 RPM with single reversible shaft
Multi-plate wet clutch design
Electro-hydraulic engagement with soft start/auto feathering
Flip-up PTO shaft guard
Fender mounted PTO control switch

ELECTRICAL:

(1) 12-volt 800 cca Battery
Geared starter motor (4.2kW)
7-pin outlet for trailer/implement lighting
3-pin implement socket (40 amp)
15 amp screw type positive/negative terminals
Single pin (8 amp) accessory power outlet
120 amp Alternator
Two roof mounted single pin outlets for beacon Cigar lighter

LIGHTING:

Two halogen front headlights
Ten halogen worklights
Two hood mounted forward facing
Two cab roof mounted forward facing
Two grab rail mounted forward facing
Two cab roof mounted rear facing
Two rear "C"-post mounted rear facing
Two taillights
Time delayed turn indicators with audible warning
Front and rear cab roof mounted flashing safety lights

MISCELLANEOUS:

Pivoting engine hood
SMV emblem
Toolbox
Horn



**MAXXUM® 140 TRACTOR
US PRICE LIST**

**(Ex Works Port of Entry)
Standard Equipment**

NEBRASKA TEST REPORT STATUS:
Nebraska Temporary Sales Permit
to be applied for



**MAXXUM® 140 TRACTOR
US PRICE LIST**

(Ex Works Port of Entry)
Models

COMMERCIAL MODEL	ENGINE POWER	Weight	List Price
MAXXUM 140 T4	140 HP	12,500 LB	\$106,049.00

Factory Supplied Options

Order Code	Description	Weight	List Price
OPERATOR STRUCTURE			
SD T9200 OPERATOR STRUCTURE #1			
	X0180XX Standard Cab X0180XX		No Charge
	331619 Suspended deluxe cab with high-visibility roof panel and low profile cab roof Cab Suspension is highly recommended with tall tire sizes to help maintain optimal clearance in all field conditions		\$1,514.00
SD T9553 LUXURY PACK			
	XT9553X No Luxury Pack		No Charge
	334533 Carpet		\$164.00
TRANSMISSION			
SD T2800 SPEED			
	X28005X 40 KPH X28005X For use with 24x24 Hi Lo or 16x16 Semi-powershift		No Charge
	743764 40 KPH (17x16) ECO 40 Kph Economy (17 x 16) Not available with Creeper (743736) Requires 113 L/min pump (743744)		\$1,204.00
	743766 50 KPH (17x16) Requires suspended front axle with brakes (330430) Requires hydraulic trailer brakes (330718) Requires Auto Features (743815) Requires Speed Decal (either 333972 for USA or 332972 for Canada) Requires suitable tire selection (see tire chart for details) Requires 113L/min pump (743744) Not available with Creeper (743736)		\$1,204.00

**MAXXUM® 140 TRACTOR
US PRICE LIST**

(Ex Works Port of Entry)

SD_T2810 TRANSMISSION

	330283	16 x 16 or 17 x 16 SPS		No Charge
--	--------	------------------------	--	-----------

SD_T2816 AUTO FEATURES

	X28161X	Less Auto Features		No Charge
	743815	Auto Features Auto Road and Auto Field Requires Semi-powershift (330283)		\$679.00

SD_T3230 CREEPER or Interlock

	X0162XX	Less Creeper		No Charge
	743736	Creeper		\$2,142.00

SD_T9871 SPEED DECAL

	X98711X	L/Speed Decal		No Charge
	333972	31 MPH Decal for USA		No Charge
	332972	50 KPH Decal for Canada		No Charge

PTO

SD_T8010 PTO

	330800	540/1000 RPM reversible shaft 1, 1-3/8 in. 6 spline and 1, 1-3/8 in. 21 spline		No Charge
--	--------	--	--	-----------

SD_T8720 AUTO PTO

	X0183XX	No Auto PTO Management System		No Charge
	330160	Auto PTO management system		\$191.00

HITCH

SD_T8950 AUX RAMS

	X89502X	2 External 80mm Cylinders -EDC 3-Point Hitch with two 80mm cylinders. 6,200 lbs (2812 kg) OECD rated lift capacity		No Charge
	743811	2 External 90mm Cylinders -EDC 3-Point Hitch with two 90mm cylinders. 6,900 lbs (3130 kg) OECD rated lift capacity		\$454.00

SD_T8960 3 - POINT LINKAGE-REAR

	331970	Flex link ends Cat II		No Charge
	331920	Flex link ends Cat II/III		\$108.00

**MAXXUM® 140 TRACTOR
US PRICE LIST**

(Ex Works Port of Entry)

REAR AXLE

SD T3200 REAR AXLE

	X0170XX	Heavy duty flange axle		No Charge
	330331	98 in. bar axle (Steel Wheels) 2489 mm		\$1,275.00
	331331	98 in. bar axle (Cast Wheels) 2489 mm	1 LB	\$1,275.00

SD T3240 REAR DIFF LOCK

	X32404X	Dog Clutch Diff Dog Clutch differential		No Charge
	331333	Wet plate diff lock-4WD Wet plate differential		\$284.00

REAR WHEELS AND TIRES

SD T4950 REAR WHEELS AND TIRES

Flange or Bar Axle Steel Disc				
	8364904	16.9R34 R1W - MI and FI Brands: Michelin, Firestone		(\$1,215.00)
	8365904	18.4R34 R1W MI,FI,CM Brands: Michelin, Firestone, Continental/Mitas		(\$1,129.00)
	8375501	16.9R38 R1W FI,CM Brands: Firestone, Continental/Mitas		\$29.00
	8328404	18.4R38 R1W - MI, FI, CM Brands: Michelin, Firestone, Continental/Mitas		No Charge
	8380404	20.8R38 R1W MI, TR Michelin Requires full cover rear fenders (743707 or 743708)		\$501.00
	8949401	600/65R38 R1W Fixed Brands: Michelin,Continental/Mitas		\$896.00
	8919401	480/80R38 Alliance Alliance 550 Multi-Use		\$1,209.00
	8388404	18.4R42 R1W MI Michelin		\$408.00
	8370404	14.9R46 Brands CM Brands: Continental/Mitas		\$328.00
	8963504	320/90R50 R1W MI, FI Brands: Michelin, Firestone		\$530.00
	8399906	Rear Shipping Wheels Requires front shipping wheels		(\$2,901.00)

**MAXXUM® 140 TRACTOR
US PRICE LIST**

(Ex Works Port of Entry)

Bar Axle Cast Disc			
8334406	18.4R38 R1W - MI, FI, and CM Brands: Michelin, Firestone, Continental/Mitas		\$1,336.00
8333406	20.8R38 R1W - MI Brands: Michelin Requires full cover rear fenders (743707 or 743708)		\$1,837.00
8384406	18.4R42 R1W MI Brands: Michelin		\$1,705.00

FRONT AXLE

SD T4010 FRONT AXLE			
Standard MFD			
X40109X	Limited Slip Limited slip without steering sensors		No Charge
330409	Class III MFD axle with diff Class 3 MFD axle with hydraulic diff lock, fully locking, front differential with steering sensors Requires wet rear clutch (331333)		\$284.00
330408	Class 4 MFD axle w/multi-plate Class 4 MFD axle with multi-plate fully locking, front differential with steering sensors Requires wet rear clutch (331333) Requires 113 L/min pump (743744)		\$1,078.00
MFD Suspended			
330429	Class 4 suspended MFD axle Class 4 suspended MFD axle with multi-plate, fully locking, front differential with steering sensors Requires advanced processor (330345) Requires wet rear clutch (331333) Requires 113 L/min pump (743744) Incompatible with 34 inch rear wheels		\$6,025.00
MFD Suspended with Brakes			
330430	Class 4 suspend MFD w/ brakes Class 4 suspended MFD axle with multi-plate, fully locking, front differential with steering sensors and brakes. Requires advanced processor (330345) Requires hydraulic trailer brakes (330718) or brake logic (330720) Requires wet rear clutch (331333) Requires 113 L/min pump (743744) Incompatible with 34 inch rear wheels		\$6,492.00

**MAXXUM® 140 TRACTOR
US PRICE LIST**

(Ex Works Port of Entry)

FRONT WHEELS AND TIRES

SD T4940 FRONT WHEELS AND TIRES

Class IV Axle					
	8803501	440/80R24 Alliance Alliance 550 Multi-Use Requires: 480/80R38 Alliance			\$887.00
	8242904	14.9R28 R1W MI,FI,CM Brands: Michelin, Firestone, Continental/Mitas Requires 18.4R38 R1W			No Charge
	8255904	16.9R28 R1W MI-FI Brands: Michelin, Firestone Requires 20.8R38 R1W or 18.4R42 R1W			\$620.00
	8825501	480/65R28 R1W MI-CM Brands: Michelin, Continental/Mitas			\$387.00
	8801601	520/60R28 Fixed HD Brands: Michelin			\$2,810.00
	8258704	14.9R30 R1W MI-FI-CM Brands: Michelin, Firestone, Continental/Mitas Requires 18.4R42 R1W or 14.9R46 R1W			\$459.00
	8801604	320/85R34 R1W Brands - MI-FI Brands: Michelin, Firestone Requires 320/90R50 R1W			\$562.00
	8299906	Front Shipping Wheels Requires rear shipping wheels			(\$1,105.00)
Class III Axle					
	8235904	12.4R24_R1W MI, FI Brands: Michelin, Firestone Requires 18.4R30 R1W			(\$224.00)
	8236904	13.6R24 R1W MI,FI Brands: Michelin, Firestone Requires 16.9R34 R1W			(\$236.00)
	8240404	14.9R24 R1W MI,FI,CM Brands: Michelin, Firestone, Continental/Mitas Requires 18.4R34 R1W			(\$214.00)
	8847401	440/80R24 Alliance Alliance 550 Multi-Use Requires 480/80R38 Alliance			\$887.00
	8250401	13.6R28 R1W Brands: Firestone, Continental/Mitas Requires 16.9R38 R1W			(\$792.00)
	8241404	14.9R28 R1W MI,FI,CM Brands: Michelin, Firestone, Continental/Mitas Requires 18.4R38 R1W			No Charge

**MAXXUM® 140 TRACTOR
US PRICE LIST**

(Ex Works Port of Entry)

	8255404	16.9R28 R1W MI-FI-TR Brands: Michelin, Firestone Requires 20.8R38 R1W		\$620.00
	8825401	480/65R28 (R1W) FIXED RIM F/CL Michelin, Firestone, Continental/Mitas		\$409.00
	8801301	520/60R28 MAVT RIMS Brand: Michelin		\$1,972.00
	8258404	14.9R30 R1W MI, TR Brands: Michelin, Firestone Requires 18.4R42 R1W		\$459.00
	8258804	14.9R30 Brands: CM Brands: Continental/Mitas Requires 14.9R46 3 Star R1W		\$322.00
	8859604	320/85R34 R1W Brands:MI,FI Brands: Michelin, Firestone Requires 320/90R50 R1W		\$562.00
	8299905	Front Shipping Wheels-4WD Requires rear shipping wheels		(\$1,105.00)

DRAWBAR

SD T8900 REAR HITCHES/DRAWBAR

	330934	Independent swinging drawbar,		No Charge
--	--------	-------------------------------	--	-----------

HYDRAULIC REMOTES

SD T8270 REAR REMOTES

	X82705X	2 NC Mech Remote Valves Two mechanical rear remote valves, both with non-configurable detents.		No Charge
	743740	2 Mech Rear Remote Valves (2C) Two mechanical rear remote valves, both with configurable detents.		\$284.00
	743741	3 Mech Rear Remote Valves (2C) Three mechanical rear remote valves, two with configurable detents.		\$1,055.00
	743685	4 Mech Rear Remote Valves (2C) Four mechanical rear remote valves, two with configurable detents.		\$2,109.00

SD T8275 POWER BEYOND COUPLE

	X82751X	Power Beyond Capped No Hydraulic Power Beyond		No Charge
--	---------	---	--	-----------

**MAXXUM® 140 TRACTOR
US PRICE LIST**

(Ex Works Port of Entry)

	420828	Power beyond supply and return Power beyond coupler manifold Requires 113 L/min pump (743744) Requires 3 Mechanical Rear Remote Valves (743741)		\$657.00
--	--------	---	--	----------

HYDRAULIC SYSTEMS

SD T8230 HYD PUMP

	X82302X	80 l/min Fixed Disp Pump 18.7 gpm (70 L/min) flow at the remotes Requires 24X24 Hi Lo Transmission (X28105X)		No Charge
	743744	113 l/min CCLS/PFC Pump 26.5 gpm (100 L/min) flow at the remotes Includes power boost feature in transport and PTO modes. Requires Semi-Powershift (330283)		\$1,419.00

INSTRUMENTATION

SD T7610 INSTRUMENT PANEL

	X0167XX	Analog/Digital Basic		No Charge
	743902	Enhanced Inst w/ ISO Socket Requires Semi-powershift (330283)		\$147.00

STEERING COLUMN

SD T6300 STEERING OR AUTOGUIDANCE READY

Steering

	X63001X	Standard steer with tilt / telescopic steering column		No Charge
	743723	Advanced Steering Turn Assist. Requires 113 L/min pump (743744) Requires Semi-powershift (330283)		\$1,571.00

SEATS

SD T8500 SEAT

	X85004X	Deluxe Mechanical Suspension with operator's presence sensor and seat belt		No Charge
	331709	Dlx Air Susp w/Ops Air suspension with operator's presence sensor and seat belt		\$1,270.00

**MAXXUM® 140 TRACTOR
US PRICE LIST**

(Ex Works Port of Entry)

	330709	Deluxe air susp. heated seat Low frequency air suspension with operator's presence sensor, heated seats and seat belt		\$2,362.00
--	--------	---	--	------------

TRAILER BRAKES

SD_T7130 TRLR BRK VLV

	X71301X	L/ Hydraulic trailer brakes		No Charge
	330720	Brake Logic Valve		\$336.00
	330718	Hydraulic trailer brakes Required with 30 mph/50 kph transmission.		\$966.00

STARTING AIDS

SD_T1930 ENGINE OPTIONS

	330204	Grid heater Standard equipment		No Charge
--	--------	--	--	-----------

SD_T1938 WEATHER PACK

	X19382X	Less Cold Weather Pack No engine block and transmission heater.		No Charge
	330205	110 Volt cold weather package Engine block and transmission heater.		\$349.00

BATTERY

SD_T7420 BATTERY

	X74204X	Standard-duty 800CCA Battery		No Charge
	336138	Heavy-duty 1300CCA Battery		\$95.00

FENDERS

REAR FENDERS

SD_T8700 FENDERS

	X87001X	Standard		No Charge
	743777	Standard fenders with extensn		\$330.00
	743707	Full Cover 92.1 in./2340 mm rear fenders.		\$618.00
	743708	Full Cover with extension Full cover with 3 in./ 75 mm wide extensions.		\$949.00

**MAXXUM® 140 TRACTOR
US PRICE LIST**

(Ex Works Port of Entry)

FRONT FENDERS

SD T8740 FRONT FENDERS

	X87401X	L/Front Fenders No Front Fenders		No Charge
	330882	Static Fenders 16.5 in. wide. Front fenders 420 mm wide Not compatible with Loader Ready Sideframes (743847)		\$439.00
	333884	Dynamic fenders 16.5 in. wide Front fenders 420 mm wide		\$672.00
	334884	Dynamic fenders 18.9 in. wide Front fenders 480 mm wide		\$773.00
	335884	Dynamic fenders 21.3 in. wide Front fenders 540 mm wide		\$851.00

FRONT HITCH

SD T8100 FRONT THREE POINT HITCH

No Front Hitch or PTO				
	X81001X	L/ Front Hitch & PTO		No Charge
Without PTO				
	743699	Front hitch Requires Hose Package (330926) Not compatible with Front Loader		\$6,690.00
With PTO				
	743700	Front Hitch w/ PTO (6 spline) Requires Advanced Processor (330345) Requires Hose Package (330926) Shaft size: OD 1 3/8" (35mm), 6-spline, 1000 rpm @ 1895 engine rpm The shaft rotates in an counter-clockwise direction, when looking from the front of the tractor. Not compatible with Front Loader		\$14,011.00

SD T8101 HYDRAULIC FRONT COU

	X81011X	L/ Hydraulic Front Couplers		No Charge
	743856	2 Front Couplers from Rear Rmt 2 Hydraulic Front Couplers from Rear Remotes		\$170.00

SD T8300 HOSES FOR FHPL

	X83001X	L/hose pack for Frnt Hitch		No Charge
--	---------	----------------------------	--	-----------

**MAXXUM® 140 TRACTOR
US PRICE LIST**

(Ex Works Port of Entry)

	330926	Hose pkg for frt hit w/ MRRV Hose completing package for front hitch - from Mechanical rear remotes Requires Front Hitch (743699 or 743700) Not compatible with front weights or front weight carrier Not compatible with Loader Ready Sideframes (743847)		No Charge
--	--------	--	--	-----------

ADDITIONAL OPERATOR'S MANUAL

SD T9802 OPERATORS MANUAL

	X98021X	No Spanish Operator Manual		No Charge
	333986	Spanish operator's manual,		No Charge

SD T9803 FRENCH OPERATOR MANUAL

	X98031X	No French Operator Manual		No Charge
	330472	French operator's manual		No Charge

OTHER EQUIPMENT - P2

TIRE BRAND PREFERENCE

SD T4900 TIRE CATEGORY CHOICE

	330438	No Tire Brand Preference Tire brands are subject to availability. If the Tire Brand Preference Code is ordered, the plant will install the brand selected. If no Tire Brand Preference is selected, a tire from existing inventory will be installed. This could include the selection you made or the same tire size in Firestone, Michelin, or Continental/Mitas. Availability of brands vary by size.		No Charge
	330442	Michelin		\$1,286.00
	330446	Firestone		\$467.00

LOADER EQUIPMENT

SD T7780 JOYSTICK

	X77801X	L/Joystick		No Charge
	332782	Mech Joystick for Rear Remotes Not allowed with Mid-Mount Valves (743900 or 743901) Joystick configured to operate first and second rear remotes		\$310.00

SD T7790 MID-MOUNT VALVES

	X77901X	L/Mid-Mount Valves No Mid-Mount Valves		No Charge
--	---------	--	--	-----------

**MAXXUM® 140 TRACTOR
US PRICE LIST**

(Ex Works Port of Entry)

	743900	2 Mid-Mount Valves & Joystick 2 Slice Mechanical Mid-Mount Valve includes mechanical joystick		\$1,929.00
	743901	3 Mid-Mount Valves & Joystick 3 Slice Mid-Mount Valve (2 mechanical, 1 electrohydraulic) includes mechanical joystick with proportional electronic control of 3rd slice		\$3,294.00

SD T8110 LOADER BRACKETS

	X0174XX	Less Loader Ready Sideframes		No Charge
Loader Mounting Options				
	743847	Loader Ready Sideframes TPS Horizontal Side Plates for Loader Installation (Not compatible with front hitch option) To complete loader installation, order TPS Vertical Brackets from loader price list.		\$1,608.00
Engine Side Rails				
	330211	Engine side rails Recommended for side-mounted attachments e.g. sprayer tanks. Not compatible with loader equipment.		\$833.00

ENGINE

SD T1934 ENG SPEED MANAGEMENT

	X19341X	No Engine Speed Management		No Charge
	743814	Engine Speed Management Requires Semi-powershift (330283)		\$394.00

CAB

SD T7612 BRACKET MONITOR

	X76121X	L/Monitor Bracket		No Charge
	338761	Monitor Mounting Bracket		\$137.00

SD T9000 STORAGE BOX/SEAT

	X90001X	L/Front Storage Box		No Charge
	330869	LH front box Not compatible with instructional seat (330719)		\$113.00
	330719	Instructional seat with belt Not compatible with LH Front Box (330869)		\$507.00

SD T9010 REAR CAB STORAGE BO

	X90101X	No LH rear cab storage box		No Charge
	330871	LH rear cab storage box		\$192.00

SD T9260 REAR WIPER & WASHER

	X92603X	Less rear wiper and washer		No Charge
	330676	Rear window wiper and washer		\$378.00

**MAXXUM® 140 TRACTOR
US PRICE LIST**

(Ex Works Port of Entry)

SD_T9291 REAR WINDOW SUNSHADE

	X92911X	No Rear Window Sunshade		No Charge
	330579	Rear Window Sunshade		\$175.00

SD_T9360 RR MIRRORS

	X93602X	2 Standard Mirrors		No Charge
	330826	Mirrors, quantity 2, fixed with shatterproof, large head		\$126.00
	330825	2 telescopic external mirrors with shatterproof, large head		\$233.00

ELECTRICAL

SD_T1040 CHARGING SYSTEMS

	X0154XX	120 AMP Alternator		No Charge
	336192	150 AMP Alternator		\$132.00

SD_T5101 ADV PROCESSOR

	X15011X	Less Advanced Processor		No Charge
	330345	Advanced processor		\$341.00

SD_T7430 BATTERY ISOLATOR SW

	X74301X	No Battery Isolator		No Charge
	330798	Electronic battery isolator Convenient in-cab battery disconnect switch		\$374.00

SD_T7580 RADAR

	X75801X	No Radar		No Charge
	334703	Radar Requires enhanced instrumentation (743902) Requires Semi-powershift (330283)		\$700.00

SD_T9131 FRONT WORK LAMPS ON

	X91311X	L/High Headlight		No Charge
	331661	High Mnt H/Lamp RH High Mount Headlamps on CAB. For Front Hitch Application where standard headlights are obstructed.		\$263.00

SD_T9146 ROTARY BEACON

	X91461X	No Rotary Beacon		No Charge
	331916	Rotating beacon-left side		\$357.00

SD_T9149 ROTARY BEACON 4

	X91491X	No Rotary Beacon		No Charge
	333916	Rotating beacon-right side Requires Rotating Beacon, Left Side (331916)		\$357.00

**MAXXUM® 140 TRACTOR
US PRICE LIST**

(Ex Works Port of Entry)

ADDITIONAL EQUIPMENT

SD T3600 BRAKE PACK

	X36101X	Standard HD brake discs		No Charge
	333166	Extended life brake discs		\$289.00

SD T4820 HEADLAND SYSTEM

	X0165XX	No End of Row Function		No Charge
	743737	End of Row Function Requires Semi-powershift (330283)		\$453.00

SD T8231 HPL PRESSURE RETURN

	X82311X	L/Low pressure return No low pressure return coupler		No Charge
	743682	Low pressure return quick coup Low pressure hydraulic oil return coupler		\$153.00

SD T9560 FRONT TOOLBOX

	X95602X	Standard front toolbox		No Charge
	743848	Large Toolbox		\$78.00

SD T9850 SPECIAL COLORS/PANELS

	X98505X	BASE COLOUR		No Charge
	330571	Special Color Hi-Profile Roof Roof, Hood, Fenders painted per requested RAL code located at www.ralcolor.com. Please contact Sales Support Team in Racine for further details.		\$3,162.00
	331571	Special Color Low Profile Roof Roof, Hood, Fenders painted per requested RAL code located at www.ralcolor.com. Please contact Sales Support Team in Racine for further details.		\$3,162.00
	743730	Special Color w/ Chassis Chassis, Roof, Hood, Fenders painted per requested RAL code located at www.ralcolor.com. Please contact Sales Support Team in Racine for further details.		\$6,324.00

WEIGHTS

SD T2150 FRONT BALLAST

Less Wghts Carrier & Tow Hook				
	X21501X	L/ Wght, Carr, Hook		No Charge
Tow Hook Only				
	330222	Tow Hook Only Tow Hook 250 lbs/115 kg Not allowed with Front hitch (743699 or 743700)		\$100.00

**MAXXUM® 140 TRACTOR
US PRICE LIST**

(Ex Works Port of Entry)

Wghts plus Carrier no Tow Hook			
330219	4 weights plus narrow carrier Narrow Weight Carrier 250 lbs/115 kg, plus 4 Weights 400 lbs/180 kg. Total weight 650 lbs/295 kg. Not compatible with Front hitch (743699 or 743700)		\$816.00
330220	8 weights plus narrow carrier Narrow Weight Carrier 250 lbs/115 kg, plus 8 Weights 800 lbs/360 kg. Total weight 1050 lbs/475 kg. Not compatible with Front hitch (743699 or 743700)		\$1,309.00
330221	16 weights plus wide carrier Wide Weight Carrier 362 lbs/164 kg, Plus 16 Weights 1600 lbs/726 kg. Total weight 1962 lbs/890 kg. Not compatible with Loader Ready Sideframe (743847) Not compatible with Front hitch (743699 or 743700)		\$2,440.00
Wghts plus Carrier w/ Tow Hook			
743773	Weight Pack A Narrow Weight Carrier 250 lbs/115 kg, Plus 2 Weights 200 lbs/90 kg, Plus Center Tow Hook Weight 250 lbs/115 kg. Total weight 700 lbs/320 kg. Not compatible with Front hitch (743699 or 743700)		\$964.00
743704	Weight Pack B Narrow Weight Carrier 250 lbs/115 kg, Plus 6 Weights 600 lbs/270 kg, Plus Center Tow Hook Weight 250 lbs/115 kg. Total weight 1100 lbs/500 kg. Not compatible with Front hitch (743699 or 743700)		\$1,502.00
743705	Weight Pack C Wide Weight Carrier 362 lbs/164 kg, Plus 2 Large Weights 1100 lbs/500 kg, Plus Large Center Tow Hook Weight 1100 lbs/500 kg. Total weight 2562 lbs/1164 kg. Not compatible with Loader Ready Sideframe (743847) Not compatible with Front hitch (743699 or 743700)		\$2,448.00
Weight Carrier Only			
332217	Wide front weight carrier Wide Weight Carrier 362 lbs/164 kg. Holds up to 16 Weights. Not compatible with Loader Ready Sideframe (743847) Not compatible with Front hitch (743699 or 743700)		\$370.00
743703	Weight Carrier Narrow Weight Carrier 250 lbs/115 kg Holds up to 8 weights Not compatible with Front hitch (743699 or 743700)		\$223.00



**MAXXUM® 140 TRACTOR
US PRICE LIST**

(Ex Works Port of Entry)

SD T4960 WHEEL WEIGHTS

	X49601X	L/Wheel Weights			No Charge
	743706	6x65 Rear Wheels WGHT Not compatible with Shipping Wheels Not compatible with 30mph/50 kph transmission			\$1,024.00

**MAXXUM® 110 TRACTOR WITH MULTI-CONTROL
US PRICE LIST**

**(Ex Works Port of Entry)
Standard Equipment**

ENGINE:

90 PTO hp @ 2200 RPM
273 cu. in. (4.5 L) Displacement
4 Cylinder Turbocharged and
Intercooled Engine with Electronic
Power Management and Constant
RPM feature Power Boost in Transport
and PTO Modes
Tier 4A Emissions Compliant
4 valves per cylinder
Bosch fuel injection pump (electronic)
Air Cleaner w/ Precleaner & Exhaust
Aspiration
Dual element air filter
Hand and foot throttle
Grid Heater Starting Aid
46.2-gallon (175 L) Fuel Tank
with guard
9.8 Gallon (37L) Diesel Exhaust
Fuel (DEF) Tank
Viscous fan (9 Blades)
Engine auto shut down feature
Fuel Cooler

EXHAUST:

A-Post exhaust with integral muffler

OPERATOR PROTECTIVE STRUCTURE:**CAB:**

ROPS protected, flat deck platform
with Standard Cab, with heater and
air conditioner (with 4 speed
pressurizer), tinted windshield with
sunshade, opening hi-visibility roof
window with retractable sun screen,
front and rear intermittent wipers and
washers, two doors with locks, two
telescoping external mirrors, hinged
rear window (fully opens), radio ready
(speakers, wiring, antenna), rear
window access panel for control /
monitor box or wiring harness
entrance, digital clock, interior storage
box, interior dome light, self cancelling
turn signal, and two external courtesy

OPERATOR PROTECTIVE STRUCTURE:

(continued)

lights
Steering wheel: tilt and telescoping
Seat: Deluxe air suspension seat with
operator's presence sensor, seat belt,
and swivel
MultiControl Armrest with Integrated
Transmission, Throttle, PTO and
Hitch Controls

INSTRUMENTATION:

A-Post mounted Analog/Digital
Instrument Cluster with display of
engine oil pressure, fuel level,
coolant temperature and speed,
hitch and PTO operational indicators

TRANSMISSION:

16F x 16R Semi-Powershift
Steering column mounted Left Hand
Power clutchless shuttle (F/R)
Fully synchronized
4 powershifts in 4 ranges
Clutchless range change
Multiplate wet clutch design
Autoshift field and road

MFD -- 25 mph (40 kph)

Speed varies with tire selection

CLUTCH:

Multi-plate wet clutch design

STEERING/BRAKES:

Hydrostatic Power Steering
Hydraulically actuated wet disc brakes
(self-equalizing and self-adjusting)
Independent parking brake

HYDRAULICS:

Pressure and flow compensated
hydraulic system (PFC):
Variable displacement piston pump
Maximum flow at rated engine speed

**MAXXUM® 110 TRACTOR WITH MULTI-CONTROL
US PRICE LIST**

**(Ex Works Port of Entry)
Standard Equipment**

HYDRAULICS: (continued)

26.5 gpm (100 l/m) flow
(implement pump)
12.4 gpm (47 l/m) flow
(steering and operating circuits)
38.9 gpm (147 l/m) total tractor
hydraulic flow

3 Closed-center Electronic Remote
Valves with in-cab flow control
Hydraulic Tapping Port
(Power Beyond Ready)
Fender mounted hydraulic 3rd
remote activation switch

AXLES:

MFD Front Axle:

Class III MFD Axle
Electro-hydraulic auto MFD and
diff-lock engagement
Fully locking front differential
Dual steering cylinders
Adjustable tread width from
61.4 in. to 88.8 in. (May vary
up to 1 in. depending on tires)
55 degree Turning Angle
12 degree Axle Oscillation
Drive Shaft Shield
Standard front tires:
14.9R28 (R1W)

Rear Axle:

Flange type
Wet plate rear differential lock:
MFD - Electro-hydraulic engaged
(front and rear)
Standard rear tires:
18.4R38 (R1W)

HITCH:

Electronic draft control
(lower link sensing)
3-point hitch category II with flex
link ends and telescoping stabilizers
Fast Raise/Lower Control (in cab)
6900 lb/3130 kg lift capacity (OECD)

HITCH: (continued)

with dual 80mm external assist ram
Rear fender mounted remote
hitch switches
Ride control
Swinging drawbar

PTO:

Independent 540/1000 RPM
with single reversible shaft
Multi-plate wet clutch design
Electro-hydraulic engagement
with soft start/auto feathering
Flip-up PTO shaft guard
Fender mounted PTO control switch

ELECTRICAL:

(1) 12-volt 1300 cca Battery
Geared starter motor (4.2kW)
7-pin outlet for trailer/implement
lighting
3-pin implement socket (40 amp)
15 amp screw type positive/negative
terminals
Single pin (8 amp) accessory power
outlet
120 amp Alternator
ISO/JD (30 amp) socket
Two roof mounted single pin outlets
for beacon Cigar lighter

LIGHTING:

Two halogen front headlights
Ten halogen worklights
Two hood mounted forward facing
Two cab roof mounted forward facing
Two grab rail mounted forward facing
Two cab roof mounted rear facing
Two rear "C"-post mounted rear
facing
Two taillights
Time delayed turn indicators with
audible warning
Front and rear cab roof mounted
flashing safety lights



MAXXUM® 110 TRACTOR WITH MULTI-CONTROL
US PRICE LIST

(Ex Works Port of Entry)
Standard Equipment

MISCELLANEOUS:

Pivoting engine hood
SMV emblem
Toolbox
Horn

NEBRASKA TEST REPORT STATUS:

Nebraska Temporary Sales Permit
to be applied for



**MAXXUM® 110 TRACTOR WITH MULTI-CONTROL
US PRICE LIST**

(Ex Works Port of Entry)
Models

COMMERCIAL MODEL	ENGINE POWER	Weight	List Price
MAXXUM 110 T4 MC	90 PTO HP (110 Engine HP)	12,500 LB	\$97,868.00

Factory Supplied Options

Order Code	Description	Weight	List Price
OPERATOR STRUCTURE			
SD T9200 OPERATOR STRUCTURE #1			
331619	Suspended deluxe cab with high-visibility roof window and high profile cab roof		No Charge
SD T9230 CLIMATE CONTROL			
X92301X	Standard A/C		No Charge
330643	A/C Auto temp control		\$622.00
SD T9553 LUXURY PACK			
XT9553X	No Luxury Pack		No Charge
334533	Carpet		\$164.00
TRANSMISSION			
SD T2800 SPEED			
X28005X	40 KPH X28005X 16 x 16 Semi-power Shift		No Charge
743764	40 KPH (17x16) ECO 40 Kph Economy (17 x 16) Not available with Creeper (743736)		\$1,204.00
743766	50 KPH (17x16) Requires suspended front axle with brakes (330430 or 330427) Requires hydraulic trailer brakes (330718) Requires Speed Decal (either 333972 for USA or 332972 for Canada) Requires suitable tire selection (see tire chart for details) Not available with Creeper (743736)		\$1,204.00

**MAXXUM® 110 TRACTOR WITH MULTI-CONTROL
US PRICE LIST**

(Ex Works Port of Entry)

SD T3230 CREEPER or Interlock

	X0162XX	Less Creeper		No Charge
	743736	Creeper		\$2,142.00

SD T9871 SPEED DECAL

	X98711X	L/Speed Decal		No Charge
	333972	31 MPH Decal for USA		No Charge
	332972	50 KPH Decal for Canada		No Charge

PTO

SD T8010 PTO

	330800	540/1000 RPM reversible shaft 1, 1-3/8 in. 6 spline and 1, 1-3/8 in. 21 spline		No Charge
--	--------	--	--	-----------

HITCH

SD T8950 AUX RAMS

	X89502X	2 External 80mm Cylinders -EDC 3-Point Hitch with two 80mm cylinders. 6,900 lbs (3130 kg) OECD rated lift capacity		No Charge
	743811	2 External 90mm Cylinders -EDC 3-Point Hitch with two 90mm cylinders. 7,700 lbs (3492 kg) OECD rated lift capacity		\$454.00

SD T8960 3 - POINT LINKAGE-REAR

	331970	Flex link ends Cat II		No Charge
	331920	Flex link ends Cat II/III		\$108.00

REAR AXLE

SD T3200 REAR AXLE

	X0170XX	Heavy duty flange axle		No Charge
	330331	98 in. bar axle (Steel Wheels) 2489 mm		\$1,275.00

REAR WHEELS AND TIRES

SD T4950 REAR WHEELS AND TIRES

Flange or Bar Axle Steel Disc				
	8364904	16.9R34 R1W - MI and FI Brands: Michelin, Firestone		(\$1,215.00)

**MAXXUM® 110 TRACTOR WITH MULTI-CONTROL
US PRICE LIST**

(Ex Works Port of Entry)

	8365904	18.4R34 R1W MI,FI,CM Brands: Michelin, Firestone, Continental/Mitas		(\$1,129.00)
	8375501	16.9R38 R1W FI,CM Brands: Firestone, Continental/Mitas		\$29.00
	8328404	18.4R38 R1W - MI, FI, CM Brands: Michelin, Firestone, Continental/Mitas		No Charge
	8949401	600/65R38 R1W Fixed Brands: Michelin, Continental/Mitas		\$896.00
	8907601	650/60R38 F/Bar AXL Brands: Michelin		\$1,363.00
	8919401	480/80R38 Alliance Alliance 550 Multi-Use		\$1,209.00
	8388404	18.4R42 R1W MI Michelin		\$408.00
	8370404	14.9R46 Brands CM Brands: Continental/Mitas		\$328.00
	8963504	320/90R50 R1W MI, FI Brands: Michelin, Firestone		\$530.00
	8399906	Rear Shipping Wheels Requires front shipping wheels		(\$2,901.00)

FRONT AXLE

SD_T4010 FRONT AXLE

Standard MFD				
	X40101X	Class III Axle		No Charge
MFD Suspended				
	330414	Class III Susp MFD axle w/diff Class 3 suspended MFD axle with hydraulic diff lock Not compatible with 34 inch rear wheels.		\$4,581.00
MFD Suspended with Brakes				
	330427	CL3 Suspended w/Brakes Class 3 suspended MFD with hydraulic diff lock and brakes Requires hydraulic trailer brakes (330718) or brake logic (330720) Not compatible with 34 inch rear wheels.		\$6,230.00

FRONT WHEELS AND TIRES

SD_T4940 FRONT WHEELS AND TIRES

Class III Axle				
	8235904	12.4R24_R1W MI, FI Brands: Michelin, Firestone Requires 18.4R30 R1W		(\$224.00)

**MAXXUM® 110 TRACTOR WITH MULTI-CONTROL
US PRICE LIST**

(Ex Works Port of Entry)

8236904	13.6R24 R1W MI,FI Brands: Michelin, Firestone Requires 16.9R34 R1W		(\$236.00)
8240404	14.9R24 R1W MI,FI,CM Brands: Michelin, Firestone, Continental/Mitas Requires 18.4R34 R1W		(\$214.00)
8847401	440/80R24 Alliance Alliance 550 Multi-Use Requires 480/80R38 Alliance		\$887.00
8250401	13.6R28 R1W Brands: Firestone, Continental/Mitas Requires 16.9R38 R1W		(\$792.00)
8241404	14.9R28 R1W MI,FI,CM Brands: Michelin, Firestone, Continental/Mitas Requires 18.4R38 R1W		No Charge
8255404	16.9R28 R1W MI-FI-TR Brands: Michelin, Firestone Requires 20.8R38 R1W		\$620.00
8825401	480/65R28 (R1W) FIXED RIM F/CL Michelin, Continental/Mitas		\$409.00
8801301	520/60R28 MAVT RIMS Brands: Michelin		\$1,972.00
8801401	520/60R28 (R1W) FIXED RIM F/CL Michelin		\$2,810.00
8258404	14.9R30 R1W MI, TR Brands: Michelin, Firestone Requires 18.4R42 R1W		\$459.00
8258804	14.9R30 Brands: CM Brands: Continental/Mitas Requires 14.9R46 3 Star R1W		\$322.00
8859604	320/85R34 R1W Brands:MI,FI Brands: Michelin, Firestone Requires 320/90R50 R1W		\$562.00
8299905	Front Shipping Wheels-4WD Requires rear shipping wheels		(\$1,105.00)

DRAWBAR

SD_T8900 REAR HITCHES/DRAWBAR

330934	Independent swinging drawbar,		No Charge
--------	-------------------------------	--	-----------

HYDRAULIC REMOTES

SD_T8270 REAR REMOTES

X82702X	3 Elect. Hyd Rear Remote Valve		No Charge
---------	--------------------------------	--	-----------

**MAXXUM® 110 TRACTOR WITH MULTI-CONTROL
US PRICE LIST**

(Ex Works Port of Entry)

	743733	4 Elect Hyd. Rear Remote Valve		\$4,092.00
--	--------	--------------------------------	--	------------

SD T8275 POWER BEYOND COUPLE

	X82751X	Power Beyond Capped No Hydraulic Power Beyond		No Charge
	420828	Power beyond supply and return Power beyond coupler manifold Not allowed with 4 Electro-Hydraulic Rear Remote Valve (743733)		\$657.00

HYDRAULIC SYSTEMS

SD T8230 HYD PUMP

	X8230XX	113L/min CCLS/PFC pump 26.5 gpm (100 L/min) flow at the remotes Includes power boost feature in transport and PTO modes.		No Charge
--	---------	--	--	-----------

INSTRUMENTATION

SD T7610 INSTRUMENT PANEL

	X76102X	A-Post mounted ICU Basic		No Charge
	330866	A-Post mounted ICU w/ key pad A-Post mounted Integrated Control Unit with enhanced key pad and performance monitor		\$100.00

STEERING COLUMN

SD T6300 STEERING OR AUTOGUIDANCE READY

Steering

	X63001X	Standard steer with tilt / telescopic steering column		No Charge
	743723	Advanced Steering Turn Assist.		\$1,571.00

SEATS

SD T8500 SEAT

	X85001X	Standard seat w/ air susp Deluxe air suspension seat with seat belt		No Charge
	330709	Deluxe air susp. heated seat Low frequency air suspension with operator's presence sensor, heated seats and seat belt		\$1,092.00

**MAXXUM® 110 TRACTOR WITH MULTI-CONTROL
US PRICE LIST**

(Ex Works Port of Entry)

SD T8550 ARMREST ADJUSTMENT

	X85501X	Mechanical Armrest adjustment		No Charge
	330019	Electrical armrest adjustment		\$194.00

TRAILER BRAKES

SD T7130 TRLR BRK VLV

	X71302X	Less hydraulic trailer brakes		No Charge
	330720	Brake Logic Valve		\$336.00
	330718	Hydraulic trailer brakes Required with 30 mph/50 kph transmission		\$966.00

STARTING AIDS

SD T1930 ENGINE OPTIONS

	330204	Grid heater Standard equipment		No Charge
--	--------	--	--	-----------

BATTERY

SD T7420 BATTERY

	336138	Heavy-duty 1300CCA Battery		No Charge
--	--------	----------------------------	--	-----------

FENDERS

REAR FENDERS

SD T8700 FENDERS

	X87001X	Standard		No Charge
	743777	Standard fenders with extensn		\$330.00
	743707	Full Cover 92.1 in./2340 mm rear fenders.		\$618.00
	743708	Full Cover with extension Full cover with 3 in./ 75 mm wide extensions.		\$949.00

FRONT FENDERS

SD T8740 FRONT FENDERS

	X87401X	L/Front Fenders No Front Fenders		No Charge
	333884	Dynamic fenders 16.5 in. wide Front fenders 420 mm wide		\$672.00

**MAXXUM® 110 TRACTOR WITH MULTI-CONTROL
US PRICE LIST**

(Ex Works Port of Entry)

	334884	Dynamic fenders 18.9 in. wide Front fenders 480 mm wide		\$773.00
--	--------	---	--	----------

FRONT HITCH

SD_T8100 FRONT THREE POINT HITCH

No Front Hitch or PTO				
	X81001X	L/ Front Hitch & PTO		No Charge
Without PTO				
	743699	Front hitch Requires Hose Packages 331926 or 332926 Not compatible with Front Loader		\$6,690.00
With PTO				
	743700	Front Hitch w/ PTO (6 spline) Requires Hose Packages 331926 or 332926 Shaft size: OD 1 3/8" (35mm), 6-spline, 1000 rpm @ 1895 engine rpm The shaft rotates in an counter-clockwise direction, when looking from the front of the tractor. Not compatible with Front Loader		\$14,011.00

SD_T8101 HYDRAULIC FRONT COU

	X81011X	L/ Hydraulic Front Couplers		No Charge
	332814	2 Hydraulic Front Couplers 2 Hydraulic Front Couplers from Mid-Mount Valves Requires Mid-Mount Valves (743689 or 743690)		\$166.00

SD_T8300 HOSES FOR FHPL

	X83001X	L/hose pack for Frnt Hitch		No Charge
	331926	Hose pkg for frt hit w/ ERRV Hose completing package for front hitch - from Electronic rear remotes Requires 4 Elect Hyd. Rear Remote Valves (743733) Requires Front Hitch (743699 or 743700) Not compatible with front weights or front weight carrier Not compatible with Loader Ready Sideframes (743847)		No Charge
	332926	Hose pkg for frt hit w/ MMV Hose completing package for front hitch - from Mid-mount valves Requires Mid-Mount Valve (743689 or 743690) Requires Front Hitch (743699 or 743700) Not compatible with front weights or front weight carrier Not compatible with Loader Ready Sideframes (743847)		No Charge

**MAXXUM® 110 TRACTOR WITH MULTI-CONTROL
US PRICE LIST**

(Ex Works Port of Entry)

ADDITIONAL OPERATOR'S MANUAL

SD T9802 OPERATORS MANUAL

	X98021X	No Spanish Operator Manual		No Charge
	333986	Spanish operator's manual,		No Charge

SD T9803 FRENCH OPERATOR MANUAL

	X98031X	No French Operator Manual		No Charge
	330472	French operator's manual		No Charge

OTHER EQUIPMENT - P2

TIRE BRAND PREFERENCE

SD T4900 TIRE CATEGORY CHOICE

	330438	No Tire Brand Preference Tire brands are subject to availability. If the Tire Brand Preference Code is ordered, the plant will install the brand selected. If no Tire Brand Preference is selected, a tire from existing inventory will be installed. This could include the selection you made or the same tire size in Firestone, Michelin, or Continental/Mitas. Availability of brands vary by size.		No Charge
	330442	Michelin		\$1,286.00
	330446	Firestone		\$467.00

LOADER EQUIPMENT

SD T7780 JOYSTICK

	X77802X	Less Joystick		No Charge
	743687	Electr_J/S 3-Button Divertr Electronic Joystick with 3 buttons Required if loader will include 3rd function Diverter Valve		\$1,120.00
	743688	Electronic J/S_Proprtnl Rocker Electronic Joystick with Proportional Rocker Required if loader will include "Live" 3rd function circuit		\$1,370.00

SD T7790 MID-MOUNT VALVES

	X77901X	L/Mid-Mount Valves No Mid-Mount Valves		No Charge
	743689	2 Electronic MMV 2 Electronic Mid-Mount Valves Requires Electronic Joystick (743688 or 743687)		\$2,134.00

**MAXXUM® 110 TRACTOR WITH MULTI-CONTROL
US PRICE LIST**

(Ex Works Port of Entry)

	743690	3 Electronic MMV 3 Electronic Mid-Mount Valves Requires Electronic Joystick (743688)		\$3,270.00
SD T8110 LOADER BRACKETS				
	X0174XX	Less Loader Ready Sideframes		No Charge
Loader Mounting Options				
	743847	Loader Ready Sideframes TPS Horizontal Side Plates for Loader Installation (Not compatible with front hitch option) To complete loader installation, order TPS Vertical Brackets from loader price list.		\$1,608.00
CAB				
SD T9000 STORAGE BOX/SEAT				
	330869	LH front box Not compatible with instructional seat (330719)		No Charge
	330719	Instructional seat with belt Not compatible with LH Front Box (330869)		\$507.00
SD T9010 REAR CAB STORAGE BO				
	X90101X	No LH rear cab storage box		No Charge
	330871	LH rear cab storage box		\$192.00
SD T9223 RH WINDOW BAR MOUNT				
	X92231X	Less Window Bar Monitor		No Charge
	330666	Monitor Mounting Bracket		\$137.00
SD T9291 REAR WINDOW SUNSHADE				
	X92911X	No Rear Window Sunshade		No Charge
	330579	Rear Window Sunshade		\$175.00
SD T9360 RR MIRRORS				
	X93601X	2 Standard Telescopic		No Charge
	743710	Telescopic/Heated/Remote adjus Electric Adjust		\$448.00
ELECTRICAL				
SD T1040 CHARGING SYSTEMS				
	X0154XX	120 AMP Alternator		No Charge
	336192	150 AMP Alternator		\$132.00
SD T7430 BATTERY ISOLATOR SW				
	X74301X	No Battery Isolator		No Charge
	330798	Electronic battery isolator Convenient in-cab battery disconnect switch		\$374.00

**MAXXUM® 110 TRACTOR WITH MULTI-CONTROL
US PRICE LIST**

(Ex Works Port of Entry)

SD_T7580 RADAR

	X75801X	No Radar		No Charge
	334703	Radar Requires A-pillar enhanced instrumentation (330866)		\$700.00

SD_T9131 FRONT WORK LAMPS ON

	X91311X	L/High Headlight		No Charge
	331661	High Mnt H/Lamp RH High Mount Headlamps on CAB. For Front Hitch Application where standard headlights are obstructed.		\$263.00

SD_T9146 ROTARY BEACON

	X91461X	No Rotary Beacon		No Charge
	331916	Rotating beacon-left side		\$357.00

SD_T9149 ROTARY BEACON 4

	X91491X	No Rotary Beacon		No Charge
	333916	Rotating beacon-right side Requires Rotating Beacon, Left Side (331916)		\$357.00

ADDITIONAL EQUIPMENT

SD_T3600 BRAKE PACK

	X36101X	Standard HD brake discs		No Charge
	333166	Extended life brake discs		\$289.00

SD_T8231 HPL PRESSURE RETURN

	X82311X	L/Low pressure return No low pressure return coupler		No Charge
	743682	Low pressure return quick coup Low pressure hydraulic oil return coupler		\$153.00

SD_T9560 FRONT TOOLBOX

	X95602X	Standard front toolbox		No Charge
--	---------	------------------------	--	-----------

SD_T9850 SPECIAL COLORS/PANELS

	X0181XX	Std Color- W/ Visibility Panel		No Charge
	330571	Special Color Hi-Profile Roof Roof, Hood, Fenders painted per requested RAL code located at www.ralcolor.com. Please contact Sales Support Team in Racine for further details.		\$3,162.00
	743730	Special Color w/ Chassis Chassis, Roof, Hood, Fenders painted per requested RAL code located at www.ralcolor.com. Please contact Sales Support Team in Racine for further details.		\$6,324.00



**MAXXUM® 110 TRACTOR WITH MULTI-CONTROL
US PRICE LIST**

(Ex Works Port of Entry)

WEIGHTS

SD T2150 FRONT BALLAST

Less Wgths Carrier & Tow Hook			
	X21501X	L/ Wght, Carr, Hook	No Charge
Tow Hook Only			
	330222	Tow Hook Only Tow Hook 250 lbs/115 kg Not allowed with Front hitch (743699 or 743700)	\$100.00
Wgths plus Carrier no Tow Hook			
	330219	4 weights plus narrow carrier Narrow Weight Carrier 250 lbs/115 kg, plus 4 Weights 400 lbs/180 kg. Total weight 650 lbs/295 kg. Not compatible with Front hitch (743699 or 743700)	\$816.00
	330220	8 weights plus narrow carrier Narrow Weight Carrier 250 lbs/115 kg, plus 8 Weights 800 lbs/360 kg. Total weight 1050 lbs/475 kg. Not compatible with Front hitch (743699 or 743700)	\$1,309.00
	330221	16 weights plus wide carrier Wide Weight Carrier 362 lbs/164 kg, Plus 16 Weights 1600 lbs/726 kg. Total weight 1962 lbs/890 kg. Not compatible with Loader Ready Sideframe (743847) Not compatible with Front hitch (743699 or 743700)	\$2,440.00
Wgths plus Carrier w/ Tow Hook			
	743773	Weight Pack A Narrow Weight Carrier 250 lbs/115 kg, Plus 2 Weights 200 lbs/90 kg, Plus Center Tow Hook Weight 250 lbs/115 kg. Total weight 700 lbs/320 kg. Not compatible with Front hitch (743699 or 743700)	\$964.00
	743704	Weight Pack B Narrow Weight Carrier 250 lbs/115 kg, Plus 6 Weights 600 lbs/270 kg, Plus Center Tow Hook Weight 250 lbs/115 kg. Total weight 1100 lbs/500 kg. Not compatible with Front hitch (743699 or 743700)	\$1,502.00
	743705	Weight Pack C Wide Weight Carrier 362 lbs/164 kg, Plus 2 Large Weights 1100 lbs/500 kg, Plus Large Center Tow Hook Weight 1100 lbs/500 kg. Total weight 2562 lbs/1164 kg. Not compatible with Loader Ready Sideframe (743847) Not compatible with Front hitch (743699 or 743700)	\$2,448.00

**MAXXUM® 110 TRACTOR WITH MULTI-CONTROL
US PRICE LIST**

(Ex Works Port of Entry)

Weight Carrier Only				
	332217	Wide front weight carrier Wide Weight Carrier 362 lbs/164 kg. Hold up to 16 Weights. Not compatible with Loader Ready Sideframe (743847) Not compatible with Front hitch (743699 or 743700)		\$370.00
	743703	Weight Carrier Narrow Weight Carrier 250 lbs/115 kg Holds up to 8 weights Not compatible with Front hitch (743699 or 743700)		\$223.00
SD T4960 WHEEL WEIGHTS				
	X49601X	L/Wheel Weights		No Charge
	743706	6x65 Rear Wheels WGHT Not compatible with Shipping Wheels Not compatible with 30mph/50 kph transmission		\$1,024.00

**MAXXUM® 115 TRACTOR WITH MULTI-CONTROL
US PRICE LIST**

**(Ex Works Port of Entry)
Standard Equipment**

ENGINE:

95 PTO hp @ 2200 RPM
411 cu. in. (6.75 L) Displacement
6 Cylinder Turbocharged and
Intercooled Engine with Electronic
Power Management and Constant
RPM feature Power Boost in Transport
and PTO Modes
Tier 4A Emissions Compliant
4 valves per cylinder
Bosch fuel injection pump (electronic)
Air Cleaner w/ Precleaner & Exhaust
Aspiration
Dual element air filter
Hand and foot throttle
Grid Heater Starting Aid
60-gallon (227 L) Fuel Tank
with guard
9.8 Gallon (37L) Diesel Exhaust
Fuel (DEF) Tank
Viscous fan (9 Blades)
Engine auto shut down feature
Fuel Cooler

EXHAUST:

A-Post exhaust with integral muffler

OPERATOR PROTECTIVE STRUCTURE:**CAB:**

ROPS protected, flat deck platform
with Standard Cab, with heater and
air conditioner (with 4 speed
pressurizer), tinted windshield with
sunshade, opening hi-visibility roof
window with retractable sun screen,
front and rear intermittent wipers and
washers, two doors with locks, two
telescoping external mirrors, hinged
rear window (fully opens), radio ready
(speakers, wiring, antenna), rear
window access panel for control /
monitor box or wiring harness
entrance, digital clock, interior storage
box, interior dome light, self cancelling
turn signal, and two external courtesy

OPERATOR PROTECTIVE STRUCTURE:

(continued)

lights
Steering wheel: tilt and telescoping
Seat: Deluxe air suspension seat with
operator's presence sensor, seat belt,
and swivel
MultiControl Armrest with Integrated
Transmission, Throttle, PTO and
Hitch Controls

INSTRUMENTATION:

A-Post mounted Analog/Digital
Instrument Cluster with display of
engine oil pressure, fuel level,
coolant temperature and speed,
hitch and PTO operational indicators

TRANSMISSION:

16F x 16R Semi-Powershift
Steering column mounted Left Hand
Power clutchless shuttle (F/R)
Fully Synchronized
4 powershifts in 4 ranges
Clutchless range change
Multiplate wet clutch design
Autoshift field and road

MFD -- 25 mph (40 kph)

Speed varies with tire selection

CLUTCH:

Multi-plate wet clutch design

STEERING/BRAKES:

Hydrostatic Power Steering
Hydraulically actuated wet disc brakes
(self-equalizing and self-adjusting)
Independent parking brake

HYDRAULICS:

Pressure and flow compensated
hydraulic system (PFC):
Variable displacement piston pump
Maximum flow at rated engine speed

**MAXXUM® 115 TRACTOR WITH MULTI-CONTROL
US PRICE LIST**

**(Ex Works Port of Entry)
Standard Equipment**

HYDRAULICS: (continued)

26.5 gpm (100 l/m) flow
(implement pump)
17.1 gpm (65 l/m) flow
(steering and operating circuits)
43.6 gpm (165 l/m) total tractor
hydraulic flow

3 Closed-center Electronic Remote
Valves with in-cab flow control

Hydraulic Tapping Port
(Power Beyond Ready)

Fender mounted hydraulic 3rd
remote activation switch

AXLE:

MFD Front Axle:

Class IV MFD Axle
Electro-hydraulic auto MFD and
diff-lock engagement
Fully locking front differential
Dual steering cylinders
Adjustable tread width from
61.4 in. to 88.8 in. (May vary
up to 1 in. depending on tires)
55 degree Turning Angle
12 degree Axle Oscillation
Drive Shaft Shield
Standard front tires:
14.9R28 (R1W)

Rear Axle:

Flange type
Wet plate rear differential lock:
MFD - Electro-hydraulic engaged
(front and rear)
Standard rear tires:
18.4R38 (R1W)

HITCH:

Electronic draft control
(lower link sensing)
3-point hitch category II/IIIN with flex
link ends and telescoping stabilizers
Fast Raise/Lower Control (in cab)
6900 lb/3130 kg lift capacity (OECD)

HITCH: (continued)

with dual 80mm external assist ram
Rear fender mounted remote
hitch switches
Ride control
Swinging drawbar

PTO:

Independent 540/1000 RPM
with single reversible shaft
Multi-plate wet clutch design
Electro-hydraulic engagement
with soft start/auto feathering
Flip-up PTO shaft guard
Fender mounted PTO control switch

ELECTRICAL:

(1) 12-volt 1300 cca battery
Geared starter motor (4.2kW)
7-pin outlet for trailer / implement
lighting
Rear 3-pin implement socket (40 amp)
15 amp Screw-type Positive/Negative
Terminals
Single Pin (8 amp) Accessory Power
Outlet
120 Amp Alternator
ISO/JD (30 amp) Socket
Two roof mounted single pin outlets
for beacon Cigar lighter

LIGHTING:

Two halogen front headlights
Ten halogen worklights
Two hood mounted forward facing
Two cab roof mounted forward facing
Two grab rail mounted forward facing
Two cab roof mounted rear facing
Two rear "C"-post mounted rear
facing
Two taillights
Time delayed turn indicators with
audible warning
Front and rear cab roof mounted
flashing safety lights



**MAXXUM® 115 TRACTOR WITH MULTI-CONTROL
US PRICE LIST**

**(Ex Works Port of Entry)
Standard Equipment**

MISCELLANEOUS:

Pivoting engine hood
SMV emblem
Toolbox
Horn

NEBRASKA TEST REPORT STATUS:

Nebraska Temporary Sales Permit
to be applied for



**MAXXUM® 115 TRACTOR WITH MULTI-CONTROL
US PRICE LIST**

(Ex Works Port of Entry)
Models

COMMERCIAL MODEL	ENGINE POWER	Weight	List Price
MAXXUM 115 T4 MC	95 PTO HP (115 Engine HP)	12,500 LB	\$102,639.00

Factory Supplied Options

Order Code	Description	Weight	List Price
OPERATOR STRUCTURE			
SD T9200 OPERATOR STRUCTURE #1			
331619	Suspended deluxe cab with high-visibility roof window and high profile cab roof		No Charge
SD T9230 CLIMATE CONTROL			
X92301X	Standard A/C		No Charge
330643	A/C Auto temp control		\$622.00
SD T9553 LUXURY PACK			
XT9553X	No Luxury Pack		No Charge
334533	Carpet		\$164.00
TRANSMISSION			
SD T2800 SPEED			
X28005X	40 KPH X28005X 16 x 16 Semi-power Shift		No Charge
743764	40 KPH (17x16) ECO 40 Kph Economy (17 x 16) Not available with Creeper (743736)		\$1,204.00
743766	50 KPH (17x16) Requires suspended front axle with brakes (330430 or 330427) Requires hydraulic trailer brakes (330718) Requires Speed Decal (either 333972 for USA or 332972 for Canada) Requires suitable tire selection (see tire chart for details) Not available with Creeper (743736)		\$1,204.00

**MAXXUM® 115 TRACTOR WITH MULTI-CONTROL
US PRICE LIST**

(Ex Works Port of Entry)

SD T3230 CREEPER or Interlock

	X0162XX	Less Creeper		No Charge
	743736	Creeper		\$2,142.00

SD T9871 SPEED DECAL

	X98711X	L/Speed Decal		No Charge
	333972	31 MPH Decal for USA		No Charge
	332972	50 KPH Decal for Canada		No Charge

PTO

SD T8010 PTO

	330800	540/1000 RPM reversible shaft 1, 1-3/8 in. 6 spline and 1, 1-3/8 in. 21 spline		No Charge
--	--------	--	--	-----------

HITCH

SD T8950 AUX RAMS

	X89502X	2 External 80mm Cylinders -EDC 3-Point Hitch with two 80mm cylinders. 6,900 lbs (3130 kg) OECD rated lift capacity		No Charge
	743811	2 External 90mm Cylinders -EDC 3-Point Hitch with two 90mm cylinders. 7,700 lbs (3492 kg) OECD rated lift capacity		\$454.00

SD T8960 3 - POINT LINKAGE-REAR

	331970	Flex link ends Cat II		No Charge
	331920	Flex link ends Cat II/III		\$108.00

REAR AXLE

SD T3200 REAR AXLE

	X0170XX	Heavy duty flange axle		No Charge
	330331	98 in. bar axle (Steel Wheels) 2489 mm		\$1,275.00
	331331	98 in. bar axle (Cast Wheels) 2489 mm	1 LB	\$1,275.00

**MAXXUM® 115 TRACTOR WITH MULTI-CONTROL
US PRICE LIST**

(Ex Works Port of Entry)

REAR WHEELS AND TIRES

SD T4950 REAR WHEELS AND TIRES

Flange or Bar Axle Steel Disc			
	8328404	18.4R38 R1W - MI, FI, CM Brands: Michelin, Firestone, Continental/Mitas	No Charge
	8380404	20.8R38 R1W MI, TR Brands: Michelin Requires full cover rear fenders (743707 or 743708)	\$501.00
	8949401	600/65R38 R1W Fixed Brands: Michelin, Continental/Mitas	\$896.00
	8907601	650/60R38 F/Bar AXL Brands: Michelin	\$1,363.00
	8919401	480/80R38 Alliance Alliance 550 Multi-Use	\$1,209.00
	8388404	18.4R42 R1W MI Michelin	\$408.00
	8370404	14.9R46 Brands CM Brands: Continental/Mitas	\$328.00
	8963504	320/90R50 R1W MI, FI Brands: Michelin, Firestone	\$530.00
	8399906	Rear Shipping Wheels Requires front shipping wheels	(\$2,901.00)
Bar Axle Cast Disc			
	8334406	18.4R38 R1W - MI, FI, and CM Brands: Michelin, Firestone, Continental/Mitas	\$1,336.00
	8333406	20.8R38 R1W - MI Brands: Michelin Requires full cover rear fenders (743707 or 743708)	\$1,837.00
	8384406	18.4R42 R1W MI Brands: Michelin	\$1,705.00

FRONT AXLE

SD T4010 FRONT AXLE

Standard MFD			
	330408	Class 4 MFD axle w/multi-plate Class 4 MFD axle with multi-plate fully locking, front differential	No Charge
MFD Suspended			
	330429	Class 4 suspended MFD axle Class 4 suspended MFD axle with multi-plate, fully locking, front differential. Incompatible with 34 inch rear wheels	\$6,025.00



**MAXXUM® 115 TRACTOR WITH MULTI-CONTROL
US PRICE LIST**

(Ex Works Port of Entry)

MFD Suspended with Brakes

	330430	Class 4 suspend MFD w/ brakes Class 4 suspended MFD axle with multi-plate, fully locking, front differential and brakes. Requires hydraulic trailer brakes (330718) or brake logic (330720) Incompatible with 34 inch rear wheels		\$6,492.00
--	--------	---	--	------------

FRONT WHEELS AND TIRES

SD T4940 FRONT WHEELS AND TIRES

Class IV Axle

	8803501	440/80R24 _Alliance Alliance 550 Multi-Use Requires 480/80R38 Alliance		\$887.00
	8242904	14.9R28 R1W MI,FI,CM Brands: Michelin, Firestone, Continental/Mitas Requires 18.4R38 R1W		No Charge
	8255904	16.9R28 R1W MI-FI Brands: Michelin, Firestone Requires 20.8R38 R1W or 18.4R42 R1W		\$620.00
	8825501	480/65R28 R1W MI-CM Brands: Michelin, Continental/Mitas		\$387.00
	8801601	520/60R28 Fixed HD Brands: Michelin		\$2,810.00
	8258704	14.9R30 R1W MI-FI-CM Brands: Michelin, Firestone, Continental/Mitas Requires 18.4R42 R1W or 14.9R46 R1W		\$459.00
	8801604	320/85R34 R1W Brands - MI-FI Brands: Michelin, Firestone Requires 320/90R50 R1W		\$562.00
	8299906	Front Shipping Wheels Requires rear shipping wheels		(\$1,105.00)

DRAWBAR

SD T8900 REAR HITCHES/DRAWBAR

	330934	Independent swinging drawbar,		No Charge
--	--------	-------------------------------	--	-----------

HYDRAULIC REMOTES

SD T8270 REAR REMOTES

	X82702X	3 Elect. Hyd Rear Remote Valve		No Charge
	743733	4 Elect Hyd. Rear Remote Valve		\$4,092.00

**MAXXUM® 115 TRACTOR WITH MULTI-CONTROL
US PRICE LIST**

(Ex Works Port of Entry)

SD T8275 POWER BEYOND COUPLE

	X82751X	Power Beyond Capped No Hydraulic Power Beyond		No Charge
	420828	Power beyond supply and return Power beyond coupler manifold Not allowed with 4 Electro-Hydraulic Rear Remote Valve (743733)		\$657.00

HYDRAULIC SYSTEMS

SD T8230 HYD PUMP

	X8230XX	113L/min CCLS/PFC pump 26.5 gpm (100 L/min) flow at the remotes Includes power boost feature in transport and PTO modes.		No Charge
--	---------	--	--	-----------

INSTRUMENTATION

SD T7610 INSTRUMENT PANEL

	X76102X	A-Post mounted ICU Basic		No Charge
	330866	A-Post mounted ICU w/ key pad A-Post mounted Integrated Control Unit with enhanced key pad and performance monitor		\$100.00

STEERING COLUMN

SD T6300 STEERING OR AUTOGUIDANCE READY

Steering				
	X63001X	Standard steer with tilt / telescopic steering column		No Charge
	743723	Advanced Steering Turn Assist.		\$1,571.00

SEATS

SD T8500 SEAT

	X85001X	Standard seat w/ air susp Deluxe air suspension seat with seat belt		No Charge
	330709	Deluxe air susp. heated seat Low frequency air suspension with operator's presence sensor, heated seats and seat belt		\$1,092.00

SD T8550 ARMREST ADJUSTMENT

	X85501X	Mechanical Armrest adjustment		No Charge
--	---------	-------------------------------	--	-----------

**MAXXUM® 115 TRACTOR WITH MULTI-CONTROL
US PRICE LIST**

(Ex Works Port of Entry)

		330019	Electrical armrest adjustment			\$194.00
--	--	--------	-------------------------------	--	--	----------

TRAILER BRAKES

SD_T7130 TRLR BRK VLV

		X71302X	Less hydraulic trailer brakes			No Charge
		330720	Brake Logic Valve			\$336.00
		330718	Hydraulic trailer brakes Required with 30 mph/50 kph transmission			\$966.00

STARTING AIDS

SD_T1930 ENGINE OPTIONS

		330204	Grid heater Standard equipment			No Charge
--	--	--------	--	--	--	-----------

SD_T1938 WEATHER PACK

		X19382X	Less Cold Weather Pack No engine block and transmission heater.			No Charge
		330205	110 Volt cold weather package Engine block and transmission heater.			\$349.00

BATTERY

SD_T7420 BATTERY

		336138	Heavy-duty 1300CCA Battery			No Charge
--	--	--------	----------------------------	--	--	-----------

FENDERS

REAR FENDERS

SD_T8700 FENDERS

		X87001X	Standard			No Charge
		743777	Standard fenders with extensn			\$330.00
		743707	Full Cover 92.1 in./2340 mm rear fenders.			\$618.00
		743708	Full Cover with extension Full cover with 3 in./ 75 mm wide extensions.			\$949.00

FRONT FENDERS

SD_T8740 FRONT FENDERS

		X87401X	L/Front Fenders No Front Fenders			No Charge
--	--	---------	--	--	--	-----------

**MAXXUM® 115 TRACTOR WITH MULTI-CONTROL
US PRICE LIST**

(Ex Works Port of Entry)

	333884	Dynamic fenders 16.5 in. wide Front fenders 420 mm wide		\$672.00
	334884	Dynamic fenders 18.9 in. wide Front fenders 480 mm wide		\$773.00
	335884	Dynamic fenders 21.3 in. wide Front fenders 540 mm wide		\$867.00

FRONT HITCH

SD_T8100 FRONT THREE POINT HITCH

No Front Hitch or PTO				
	X81001X	L/ Front Hitch & PTO		No Charge
Without PTO				
	743699	Front hitch Requires Hose Packages 331926 or 332926 Not compatible with Front Loader		\$6,690.00
With PTO				
	743700	Front Hitch w/ PTO (6 spline) Requires Hose Packages 331926 or 332926 Shaft size: OD 1 3/8" (35mm), 6-spline, 1000 rpm @ 1895 engine rpm The shaft rotates in an counter-clockwise direction, when looking from the front of the tractor. Not compatible with Front Loader		\$14,011.00

SD_T8101 HYDRAULIC FRONT COU

	X81011X	L/ Hydraulic Front Couplers		No Charge
	332814	2 Hydraulic Front Couplers 2 Hydraulic Front Couplers from Mid-Mount Valves Requires Mid-Mount Valves (743689 or 743690)		\$166.00

SD_T8300 HOSES FOR FHPL

	X83001X	L/hose pack for Frnt Hitch		No Charge
	331926	Hose pkg for frt hit w/ ERRV Hose completing package for front hitch - from Electronic rear remotes Requires 4 Elect Hyd. Rear Remote Valves (743733) Requires Front Hitch (743699 or 743700) Not compatible with front weights or front weight carrier Not compatible with Loader Ready Sideframes (743847)		No Charge
	332926	Hose pkg for frt hit w/ MMV Hose completing package for front hitch - from Mid-mount valves Requires Mid-Mount Valve (743689 or 743690) Requires Front Hitch (743699 or 743700) Not compatible with front weights or front weight carrier Not compatible with Loader Ready Sideframes (743847)		No Charge

**MAXXUM® 115 TRACTOR WITH MULTI-CONTROL
US PRICE LIST**

(Ex Works Port of Entry)

ADDITIONAL OPERATOR'S MANUAL

SD T9802 OPERATORS MANUAL

	X98021X	No Spanish Operator Manual		No Charge
	333986	Spanish operator's manual,		No Charge

SD T9803 FRENCH OPERATOR MANUAL

	X98031X	No French Operator Manual		No Charge
	330472	French operator's manual		No Charge

OTHER EQUIPMENT - P2

TIRE BRAND PREFERENCE

SD T4900 TIRE CATEGORY CHOICE

	330438	No Tire Brand Preference Tire brands are subject to availability. If the Tire Brand Preference Code is ordered, the plant will install the brand selected. If no Tire Brand Preference is selected, a tire from existing inventory will be installed. This could include the selection you made or the same tire size in Firestone, Michelin, or Continental/Mitas. Availability of brands vary by size.		No Charge
	330442	Michelin		\$1,286.00
	330446	Firestone		\$467.00

LOADER EQUIPMENT

SD T7780 JOYSTICK

	X77802X	Less Joystick		No Charge
	743687	Electr_J/S 3-Button Divertr Electronic Joystick with 3 buttons Required if loader will include 3rd function Diverter Valve		\$1,120.00
	743688	Electronic J/S_Proprtnl Rocker Electronic Joystick with Proportional Rocker Required if loader will include "Live" 3rd function circuit		\$1,370.00

SD T7790 MID-MOUNT VALVES

	X77901X	L/Mid-Mount Valves No Mid-Mount Valves		No Charge
	743689	2 Electronic MMV 2 Electronic Mid-Mount Valves Requires Electronic Joystick (743688 or 743687)		\$2,134.00

**MAXXUM® 115 TRACTOR WITH MULTI-CONTROL
US PRICE LIST**

(Ex Works Port of Entry)

	743690	3 Electronic MMV 3 Electronic Mid-Mount Valves Requires Electronic Joystick (743688)		\$3,270.00
--	--------	--	--	------------

SD T8110 LOADER BRACKETS

	X0174XX	Less Loader Ready Sideframes		No Charge
--	---------	------------------------------	--	-----------

Loader Mounting Options

	743847	Loader Ready Sideframes TPS Horizontal Side Plates for Loader Installation (Not compatible with front hitch option) To complete loader installation, order TPS Vertical Brackets from loader price list.		\$1,608.00
--	--------	--	--	------------

Engine Side Rails

	330211	Engine side rails Recommended for side-mounted attachments e.g. sprayer tanks. Not compatible with loader equipment.		\$833.00
--	--------	--	--	----------

CAB

SD T9000 STORAGE BOX/SEAT

	330869	LH front box Not compatible with instructional seat (330719)		No Charge
--	--------	--	--	-----------

	330719	Instructional seat with belt Not compatible with LH Front Box (330869)		\$507.00
--	--------	--	--	----------

SD T9010 REAR CAB STORAGE BO

	X90101X	No LH rear cab storage box		No Charge
	330871	LH rear cab storage box		\$192.00

SD T9223 RH WINDOW BAR MOUNT

	X92231X	Less Window Bar Monitor		No Charge
	330666	Monitor Mounting Bracket		\$137.00

SD T9291 REAR WINDOW SUNSHADE

	X92911X	No Rear Window Sunshade		No Charge
	330579	Rear Window Sunshade		\$175.00

SD T9360 RR MIRRORS

	X93601X	2 Standard Telescopic		No Charge
	743710	Telescopic/Heated/Remote adjus Electric Adjust		\$448.00

ELECTRICAL

SD T1040 CHARGING SYSTEMS

	X0154XX	120 AMP Alternator		No Charge
	336192	150 AMP Alternator		\$132.00

**MAXXUM® 115 TRACTOR WITH MULTI-CONTROL
US PRICE LIST**

(Ex Works Port of Entry)

SD_T7430 BATTERY ISOLATOR SW			
	X74301X	No Battery Isolator	No Charge
	330798	Electronic battery isolator Convenient in-cab battery disconnect switch	\$374.00
SD_T7580 RADAR			
	X75801X	No Radar	No Charge
	334703	Radar Requires A-pillar enhanced instrumentation (330866)	\$700.00
SD_T9131 FRONT WORK LAMPS ON			
	X91311X	L/High Headlight	No Charge
	331661	High Mnt H/Lamp RH High Mount Headlamps on CAB. For Front Hitch Application where standard headlights are obstructed.	\$263.00
SD_T9146 ROTARY BEACON			
	X91461X	No Rotary Beacon	No Charge
	331916	Rotating beacon-left side	\$357.00
SD_T9149 ROTARY BEACON 4			
	X91491X	No Rotary Beacon	No Charge
	333916	Rotating beacon-right side Requires Rotating Beacon, Left Side (331916)	\$357.00
ADDITIONAL EQUIPMENT			
SD_T3600 BRAKE PACK			
	X36101X	Standard HD brake discs	No Charge
	333166	Extended life brake discs	\$289.00
SD_T8231 HPL PRESSURE RETURN			
	X82311X	L/Low pressure return No low pressure return coupler	No Charge
	743682	Low pressure return quick coup Low pressure hydraulic oil return coupler	\$153.00
SD_T9560 FRONT TOOLBOX			
	X95602X	Standard front toolbox	No Charge
	743848	Large Toolbox	\$78.00
SD_T9850 SPECIAL COLORS/PANELS			
	X0181XX	Std Color- W/ Visibility Panel	No Charge

**MAXXUM® 115 TRACTOR WITH MULTI-CONTROL
US PRICE LIST**

(Ex Works Port of Entry)

		330571	Special Color Hi-Profile Roof Roof, Hood, Fenders painted per requested RAL code located at www.ralcolor.com. Please contact Sales Support Team in Racine for further details.		\$3,162.00
		743730	Special Color w/ Chassis Chassis, Roof, Hood, Fenders painted per requested RAL code located at www.ralcolor.com. Please contact Sales Support Team in Racine for further details.		\$6,324.00

WEIGHTS

SD T2150 FRONT BALLAST

Less Wgths Carrier & Tow Hook					
		X21501X	L/ Wght, Carr, Hook		No Charge
Tow Hook Only					
		330222	Tow Hook Only Tow Hook 250 lbs/115 kg Not allowed with Front hitch (743699 or 743700)		\$100.00
Wgths plus Carrier no Tow Hook					
		330219	4 weights plus narrow carrier Narrow Weight Carrier 250 lbs/115 kg, plus 4 Weights 400 lbs/180 kg. Total weight 650 lbs/295 kg. Not compatible with Front hitch (743699 or 743700)		\$816.00
		330220	8 weights plus narrow carrier Narrow Weight Carrier 250 lbs/115 kg, plus 8 Weights 800 lbs/360 kg. Total weight 1050 lbs/475 kg. Not compatible with Front hitch (743699 or 743700)		\$1,309.00
		330221	16 weights plus wide carrier Wide Weight Carrier 362 lbs/164 kg, Plus 16 Weights 1600 lbs/726 kg. Total weight 1962 lbs/890 kg. Not compatible with Loader Ready Sideframe (743847) Not compatible with Front hitch (743699 or 743700)		\$2,440.00
Wgths plus Carrier w/ Tow Hook					
		743773	Weight Pack A Narrow Weight Carrier 250 lbs/115 kg, Plus 2 Weights 200 lbs/90 kg, Plus Center Tow Hook Weight 250 lbs/115 kg. Total weight 700 lbs/320 kg. Not compatible with Front hitch (743699 or 743700)		\$964.00



**MAXXUM® 115 TRACTOR WITH MULTI-CONTROL
US PRICE LIST**

(Ex Works Port of Entry)

	743704	Weight Pack B Narrow Weight Carrier 250 lbs/115 kg, Plus 6 Weights 600 lbs/270 kg, Plus Center Tow Hook Weight 250 lbs/115 kg. Total weight 1100 lbs/500 kg. Not compatible with Front hitch (743699 or 743700)		\$1,502.00
	743705	Weight Pack C Wide Weight Carrier 362 lbs/164 kg, Plus 2 Large Weights 1100 lbs/500 kg, Plus Large Center Tow Hook Weight 1100 lbs/500 kg. Total weight 2562 lbs/1164 kg. Not compatible with Loader Ready Sideframe (743847) Not compatible with Front hitch (743699 or 743700)		\$2,448.00
Weight Carrier Only				
	332217	Wide front weight carrier Wide Weight Carrier 362 lbs/164 kg. Hold up to 16 Weights. Not compatible with Loader Ready Sideframe (743847) Not compatible with Front hitch (743699 or 743700)		\$370.00
	743703	Weight Carrier Narrow Weight Carrier 250 lbs/115 kg Holds up to 8 weights Not compatible with Front hitch (743699 or 743700)		\$223.00
SD_T4960 WHEEL WEIGHTS				
	X49601X	L/Wheel Weights		No Charge
	743706	6x65 Rear Wheels WGHT Not compatible with Shipping Wheels Not compatible with 30mph/50 kph transmission		\$1,024.00

**MAXXUM® 120 TRACTOR WITH MULTI-CONTROL
US PRICE LIST**

**(Ex Works Port of Entry)
Standard Equipment**

ENGINE:

100 PTO hp @ 2200 RPM
273 cu. in. (4.5 L) Displacement
4 Cylinder Turbocharged and
Intercooled Engine with Electronic
Power Management and Constant
RPM feature Power Boost in Transport
and PTO Modes
Tier 4A Emissions Compliant
4 valves per cylinder
Bosch fuel injection pump (electronic)
Air Cleaner w/ Precleaner & Exhaust
Aspiration
Dual element air filter
Hand and foot throttle
Grid Heater Starting Aid
46.2-gallon (175 L) Fuel Tank
with guard
9.8 Gallon (37L) Diesel Exhaust
Fuel (DEF) Tank
Viscous fan (9 Blades)
Engine auto shut down feature
Fuel Cooler

EXHAUST:

A-Post exhaust with integral muffler

OPERATOR PROTECTIVE STRUCTURE:**CAB:**

ROPS protected, flat deck platform
with Standard Cab, with heater and
air conditioner (with 4 speed
pressurizer), tinted windshield with
sunshade, opening hi-visibility roof
window with retractable sun screen,
front and rear intermittent wipers and
washers, two doors with locks, two
telescoping external mirrors, hinged
rear window (fully opens), radio ready
(speakers, wiring, antenna), rear
window access panel for control /
monitor box or wiring harness
entrance, digital clock, interior storage
box, interior dome light, self cancelling
turn signal, and two external courtesy

OPERATOR PROTECTIVE STRUCTURE:

(continued)

lights
Steering wheel: tilt and telescoping
Seat: Deluxe air suspension seat
with operator's presence sensor,
seat belt, and swivel
MultiControl Armrest with Integrated
Transmission, Throttle, PTO and
Hitch Controls

INSTRUMENTATION:

A-Post mounted Analog/Digital
Instrument Cluster with display of
engine oil pressure, fuel level,
coolant temperature and speed,
hitch and PTO operational indicators

TRANSMISSION:

16F x 16R Semi-Powershift
Steering column mounted Left Hand
Power clutchless shuttle (F/R)
Fully synchronized
4 powershifts in 4 ranges
Clutchless range change
Multiplate wet clutch design
Autoshift field and road

MFD -- 25 mph (40 kph)

Speed varies with tire selection

CLUTCH:

Multi-plate wet clutch design

STEERING/BRAKES:

Hydrostatic Power Steering
Hydraulically actuated wet disc brakes
(self-equalizing and self-adjusting)
Independent parking brake

HYDRAULICS:

Pressure and flow compensated
hydraulic system (PFC):
Variable displacement piston pump
Maximum flow at rated engine speed

**MAXXUM® 120 TRACTOR WITH MULTI-CONTROL
US PRICE LIST**

**(Ex Works Port of Entry)
Standard Equipment**

HYDRAULICS: (continued)

- 26.5 gpm (100 l/m) flow
(implement pump)
- 12.4 gpm (47 l/m) flow
(steering and operating circuits)
- 38.9 gpm (147 l/m) total tractor
hydraulic flow

3 Closed-center Electronic Remote
Valves with in-cab flow control

Hydraulic Tapping Port
(Power Beyond Ready)

Fender mounted hydraulic 3rd
remote activation switch

AXLES:

MFD Front Axle:

- Class III MFD Axle
- Electro-hydraulic auto MFD and
diff-lock engagement
- Fully locking front differential
- Dual steering cylinders
- Adjustable tread width from
61.4 in. to 88.8 in. (May vary
up to 1 in. depending on tires)
- 55 degree Turning Angle
- 12 degree Axle Oscillation
- Drive Shaft Shield
- Standard front tires:
14.9R28 (R1W)

Rear Axle:

- Flange type
- Wet plate rear differential lock:
MFD - Electro-hydraulic engaged
(front and rear)
- Standard rear tires:
18.4R38 (R1W)

HITCH:

- Electronic draft control
(lower link sensing)
- 3-point hitch category II with flex link
ends and telescoping stabilizers
- Fast Raise/Lower Control (in cab)
- 6900 lb/3130 kg lift capacity (OECD)

HITCH: (continued)

- with dual 80mm external assist ram
- Rear fender mounted remote
hitch switches
- Ride control
- Swinging drawbar

PTO:

- Independent 540/1000 RPM
with single reversible shaft
- Multi-plate wet clutch design
- Electro-hydraulic engagement
with soft start/auto feathering
- Flip-up PTO shaft guard
- Fender mounted PTO control switch

ELECTRICAL:

- (1) 12-volt 1300 cca Battery
- Geared starter motor (4.2kW)
- 7-pin outlet for trailer/implement
lighting
- 3-pin implement socket (40 amp)
- 15 amp screw type positive/negative
terminals
- Single pin (8 amp) accessory power
outlet
- 120 amp Alternator
- ISO/JD (30 amp) socket
- Two roof mounted single pin outlets
for beacon Cigar lighter

LIGHTING:

- Two halogen front headlights
- Ten halogen worklights
 - Two hood mounted forward facing
 - Two cab roof mounted forward facing
 - Two grab rail mounted forward facing
 - Two cab roof mounted rear facing
 - Two rear "C"-post mounted rear
facing
- Two taillights
- Time delayed turn indicators with
audible warning
- Front and rear cab roof mounted
flashing safety lights



**MAXXUM® 120 TRACTOR WITH MULTI-CONTROL
US PRICE LIST**

**(Ex Works Port of Entry)
Standard Equipment**

MISCELLANEOUS:

Pivoting engine hood
SMV emblem
Toolbox
Horn

NEBRASKA TEST REPORT STATUS:

Nebraska Temporary Sales Permit
to be applied for



**MAXXUM® 120 TRACTOR WITH MULTI-CONTROL
US PRICE LIST**

(Ex Works Port of Entry)
Models

COMMERCIAL MODEL	ENGINE POWER	Weight	List Price
MAXXUM 120 T4 MC	100 PTO HP (120 Engine HP)	12,500 LB	\$104,586.00

Factory Supplied Options

Order Code	Description	Weight	List Price
OPERATOR STRUCTURE			
SD T9200 OPERATOR STRUCTURE #1			
331619	Suspended deluxe cab with high-visibility roof window and high profile cab roof		No Charge
SD T9230 CLIMATE CONTROL			
X92301X	Standard A/C		No Charge
330643	A/C Auto temp control		\$622.00
SD T9553 LUXURY PACK			
XT9553X	No Luxury Pack		No Charge
334533	Carpet		\$164.00
TRANSMISSION			
SD T2800 SPEED			
X28005X	40 KPH X28005X 16 x 16 Semi-power Shift		No Charge
743764	40 KPH (17x16) ECO 40 Kph Economy (17 x 16) Not available with Creeper (743736)		\$1,204.00
743766	50 KPH (17x16) Requires suspended front axle with brakes (330430 or 330427) Requires hydraulic trailer brakes (330718) Requires Speed Decal (either 333972 for USA or 332972 for Canada) Requires suitable tire selection (see tire chart for details) Not available with Creeper (743736)		\$1,204.00

**MAXXUM® 120 TRACTOR WITH MULTI-CONTROL
US PRICE LIST**

(Ex Works Port of Entry)

SD T3230 CREEPER or Interlock

	X0162XX	Less Creeper		No Charge
	743736	Creeper		\$2,142.00

SD T9871 SPEED DECAL

	X98711X	L/Speed Decal		No Charge
	333972	31 MPH Decal for USA		No Charge
	332972	50 KPH Decal for Canada		No Charge

PTO

SD T8010 PTO

	330800	540/1000 RPM reversible shaft 1, 1-3/8 in. 6 spline and 1, 1-3/8 in. 21 spline		No Charge
--	--------	--	--	-----------

HITCH

SD T8950 AUX RAMS

	X89502X	2 External 80mm Cylinders -EDC 3-Point Hitch with two 80mm cylinders. 6,900 lbs (3130 kg) OECD rated lift capacity		No Charge
	743811	2 External 90mm Cylinders -EDC 3-Point Hitch with two 90mm cylinders. 7,700 lbs (3492 kg) OECD rated lift capacity		\$454.00

SD T8960 3 - POINT LINKAGE-REAR

	331970	Flex link ends Cat II		No Charge
	331920	Flex link ends Cat II/III		\$108.00

REAR AXLE

SD T3200 REAR AXLE

	X0170XX	Heavy duty flange axle		No Charge
	330331	98 in. bar axle (Steel Wheels) 2489 mm		\$1,275.00

REAR WHEELS AND TIRES

SD T4950 REAR WHEELS AND TIRES

Flange or Bar Axle Steel Disc				
	8364904	16.9R34 R1W - MI and FI Brands: Michelin, Firestone		(\$1,215.00)

**MAXXUM® 120 TRACTOR WITH MULTI-CONTROL
US PRICE LIST**

(Ex Works Port of Entry)

	8365904	18.4R34 R1W MI,FI,CM Brands: Michelin, Firestone, Continental/Mitas		(\$1,129.00)
	8375501	16.9R38 R1W FI,CM Brands: Firestone, Continental/Mitas		\$29.00
	8328404	18.4R38 R1W - MI, FI, CM Brands: Michelin, Firestone, Continental/Mitas		No Charge
	8949401	600/65R38 R1W Fixed Brands: Michelin, Continental/Mitas		\$896.00
	8907601	650/60R38 F/Bar AXL Brands: Michelin		\$1,363.00
	8919401	480/80R38 Alliance Alliance 550 Multi-Use		\$1,209.00
	8388404	18.4R42 R1W MI Michelin		\$408.00
	8370404	14.9R46 Brands CM Brands: Continental/Mitas		\$328.00
	8963504	320/90R50 R1W MI, FI Brands: Michelin, Firestone		\$530.00
	8399906	Rear Shipping Wheels Requires front shipping wheels		(\$2,901.00)

FRONT AXLE

SD_T4010 FRONT AXLE

Standard MFD				
	X40101X	Class III Axle		No Charge
MFD Suspended				
	330414	Class III Susp MFD axle w/diff Class 3 suspended MFD axle with hydraulic diff lock Not compatible with 34 inch rear wheels.		\$4,581.00
MFD Suspended with Brakes				
	330427	CL3 Suspended w/Brakes Class 3 suspended MFD with hydraulic diff lock and brakes Requires hydraulic trailer brakes (330718) or brake logic (330720) Not compatible with 34 inch rear wheels.		\$6,230.00

FRONT WHEELS AND TIRES

SD_T4940 FRONT WHEELS AND TIRES

Class III Axle				
	8235904	12.4R24_R1W MI, FI Brands: Michelin, Firestone Requires 18.4R30 R1W		(\$224.00)

**MAXXUM® 120 TRACTOR WITH MULTI-CONTROL
US PRICE LIST**

(Ex Works Port of Entry)

	743733	4 Elect Hyd. Rear Remote Valve		\$4,092.00
--	--------	--------------------------------	--	------------

SD T8275 POWER BEYOND COUPLE

	X82751X	Power Beyond Capped No Hydraulic Power Beyond		No Charge
	420828	Power beyond supply and return Power beyond coupler manifold Not allowed with 4 Electro-Hydraulic Rear Remote Valve (743733)		\$657.00

HYDRAULIC SYSTEMS

SD T8230 HYD PUMP

	X8230XX	113L/min CCLS/PFC pump 26.5 gpm (100 L/min) flow at the remotes Includes power boost feature in transport and PTO modes.		No Charge
--	---------	--	--	-----------

INSTRUMENTATION

SD T7610 INSTRUMENT PANEL

	X76102X	A-Post mounted ICU Basic		No Charge
	330866	A-Post mounted ICU w/ key pad A-Post mounted Integrated Control Unit with enhanced key pad and performance monitor		\$100.00

STEERING COLUMN

SD T6300 STEERING OR AUTOGUIDANCE READY

Steering

	X63001X	Standard steer with tilt / telescopic steering column		No Charge
	743723	Advanced Steering Turn Assist.		\$1,571.00

SEATS

SD T8500 SEAT

	X85001X	Standard seat w/ air susp Deluxe air suspension seat with seat belt		No Charge
	330709	Deluxe air susp. heated seat Low frequency air suspension with operator's presence sensor, heated seats and seat belt		\$1,092.00

**MAXXUM® 120 TRACTOR WITH MULTI-CONTROL
US PRICE LIST**

(Ex Works Port of Entry)

SD T8550 ARMREST ADJUSTMENT

	X85501X	Mechanical Armrest adjustment		No Charge
	330019	Electrical armrest adjustment		\$194.00

TRAILER BRAKES

SD T7130 TRLR BRK VLV

	X71302X	Less hydraulic trailer brakes		No Charge
	330720	Brake Logic Valve		\$336.00
	330718	Hydraulic trailer brakes Required with 30 mph/50 kph transmission		\$966.00

STARTING AIDS

SD T1930 ENGINE OPTIONS

	330204	Grid heater Standard equipment		No Charge
--	--------	--	--	-----------

BATTERY

SD T7420 BATTERY

	336138	Heavy-duty 1300CCA Battery		No Charge
--	--------	----------------------------	--	-----------

FENDERS

REAR FENDERS

SD T8700 FENDERS

	X87001X	Standard		No Charge
	743777	Standard fenders with extensn		\$330.00
	743707	Full Cover 92.1 in./2340 mm rear fenders.		\$618.00
	743708	Full Cover with extension Full cover with 3 in./ 75 mm wide extensions.		\$949.00

FRONT FENDERS

SD T8740 FRONT FENDERS

	X87401X	L/Front Fenders No Front Fenders		No Charge
	333884	Dynamic fenders 16.5 in. wide Front fenders 420 mm wide		\$672.00

**MAXXUM® 120 TRACTOR WITH MULTI-CONTROL
US PRICE LIST**

(Ex Works Port of Entry)

	334884	Dynamic fenders 18.9 in. wide Front fenders 480 mm wide		\$773.00
--	--------	---	--	----------

FRONT HITCH

SD_T8100 FRONT THREE POINT HITCH

No Front Hitch or PTO				
	X81001X	L/ Front Hitch & PTO		No Charge
Without PTO				
	743699	Front hitch Requires Hose Packages 331926 or 332926 Not compatible with Front Loader		\$6,690.00
With PTO				
	743700	Front Hitch w/ PTO (6 spline) Requires Hose Packages 331926 or 332926 Shaft size: OD 1 3/8" (35mm), 6-spline, 1000 rpm @ 1895 engine rpm The shaft rotates in an counter-clockwise direction, when looking from the front of the tractor. Not compatible with Front Loader		\$14,011.00

SD_T8101 HYDRAULIC FRONT COU

	X81011X	L/ Hydraulic Front Couplers		No Charge
	332814	2 Hydraulic Front Couplers 2 Hydraulic Front Couplers from Mid-Mount Valves Requires Mid-Mount Valves (743689 or 743690)		\$166.00

SD_T8300 HOSES FOR FHPL

	X83001X	L/hose pack for Frnt Hitch		No Charge
	331926	Hose pkg for frt hit w/ ERRV Hose completing package for front hitch - from Electronic rear remotes Requires 4 Elect Hyd. Rear Remote Valves (743733) Requires Front Hitch (743699 or 743700) Not compatible with front weights or front weight carrier Not compatible with Loader Ready Sideframes (743847)		No Charge
	332926	Hose pkg for frt hit w/ MMV Hose completing package for front hitch - from Mid-mount valves Requires Mid-Mount Valve (743689 or 743690) Requires Front Hitch (743699 or 743700) Not compatible with front weights or front weight carrier Not compatible with Loader Ready Sideframes (743847)		No Charge

**MAXXUM® 120 TRACTOR WITH MULTI-CONTROL
US PRICE LIST**

(Ex Works Port of Entry)

ADDITIONAL OPERATOR'S MANUAL

SD T9802 OPERATORS MANUAL

	X98021X	No Spanish Operator Manual		No Charge
	333986	Spanish operator's manual,		No Charge

SD T9803 FRENCH OPERATOR MANUAL

	X98031X	No French Operator Manual		No Charge
	330472	French operator's manual		No Charge

OTHER EQUIPMENT - P2

TIRE BRAND PREFERENCE

SD T4900 TIRE CATEGORY CHOICE

	330438	No Tire Brand Preference Tire brands are subject to availability. If the Tire Brand Preference Code is ordered, the plant will install the brand selected. If no Tire Brand Preference is selected, a tire from existing inventory will be installed. This could include the selection you made or the same tire size in Firestone, Michelin, or Continental/Mitas. Availability of brands vary by size.		No Charge
	330442	Michelin		\$1,286.00
	330446	Firestone		\$467.00

LOADER EQUIPMENT

SD T7780 JOYSTICK

	X77802X	Less Joystick		No Charge
	743687	Electr_J/S 3-Button Divertr Electronic Joystick with 3 buttons Required if loader will include 3rd function Diverter Valve		\$1,120.00
	743688	Electronic J/S_Proprtnl Rocker Electronic Joystick with Proportional Rocker Required if loader will include "Live" 3rd function circuit		\$1,370.00

SD T7790 MID-MOUNT VALVES

	X77901X	L/Mid-Mount Valves No Mid-Mount Valves		No Charge
	743689	2 Electronic MMV 2 Electronic Mid-Mount Valves Requires Electronic Joystick (743688 or 743687)		\$2,134.00

**MAXXUM® 120 TRACTOR WITH MULTI-CONTROL
US PRICE LIST**

(Ex Works Port of Entry)

	743690	3 Electronic MMV 3 Electronic Mid-Mount Valves Requires Electronic Joystick (743688)		\$3,270.00
SD T8110 LOADER BRACKETS				
	X0174XX	Less Loader Ready Sideframes		No Charge
Loader Mounting Options				
	743847	Loader Ready Sideframes TPS Horizontal Side Plates for Loader Installation (Not compatible with front hitch option) To complete loader installation, order TPS Vertical Brackets from loader price list.		\$1,608.00
CAB				
SD T9000 STORAGE BOX/SEAT				
	330869	LH front box Not compatible with instructional seat (330719)		No Charge
	330719	Instructional seat with belt Not compatible with LH Front Box (330869)		\$507.00
SD T9010 REAR CAB STORAGE BO				
	X90101X	No LH rear cab storage box		No Charge
	330871	LH rear cab storage box		\$192.00
SD T9223 RH WINDOW BAR MOUNT				
	X92231X	Less Window Bar Monitor		No Charge
	330666	Monitor Mounting Bracket		\$137.00
SD T9291 REAR WINDOW SUNSHADE				
	X92911X	No Rear Window Sunshade		No Charge
	330579	Rear Window Sunshade		\$175.00
SD T9360 RR MIRRORS				
	X93601X	2 Standard Telescopic		No Charge
	743710	Telescopic/Heated/Remote adjus Electric Adjust		\$448.00
ELECTRICAL				
SD T1040 CHARGING SYSTEMS				
	X0154XX	120 AMP Alternator		No Charge
	336192	150 AMP Alternator		\$132.00
SD T7430 BATTERY ISOLATOR SW				
	X74301X	No Battery Isolator		No Charge
	330798	Electronic battery isolator Convenient in-cab battery disconnect switch		\$374.00

**MAXXUM® 120 TRACTOR WITH MULTI-CONTROL
US PRICE LIST**

(Ex Works Port of Entry)

SD_T7580 RADAR			
	X75801X	No Radar	No Charge
	334703	Radar Requires A-pillar enhanced instrumentation (330866)	\$700.00
SD_T9131 FRONT WORK LAMPS ON			
	X91311X	L/High Headlight	No Charge
	331661	High Mnt H/Lamp RH High Mount Headlamps on CAB. For Front Hitch Application where standard headlights are obstructed.	\$263.00
SD_T9146 ROTARY BEACON			
	X91461X	No Rotary Beacon	No Charge
	331916	Rotating beacon-left side	\$357.00
SD_T9149 ROTARY BEACON 4			
	X91491X	No Rotary Beacon	No Charge
	333916	Rotating beacon-right side Requires Rotating Beacon, Left Side (331916)	\$357.00
ADDITIONAL EQUIPMENT			
SD_T3600 BRAKE PACK			
	X36101X	Standard HD brake discs	No Charge
	333166	Extended life brake discs	\$289.00
SD_T8231 HPL PRESSURE RETURN			
	X82311X	L/Low pressure return No low pressure return coupler	No Charge
	743682	Low pressure return quick coup Low pressure hydraulic oil return coupler	\$153.00
SD_T9560 FRONT TOOLBOX			
	X95602X	Standard front toolbox	No Charge
SD_T9850 SPECIAL COLORS/PANELS			
	X0181XX	Std Color- W/ Visibility Panel	No Charge
	330571	Special Color Hi-Profile Roof Roof, Hood, Fenders painted per requested RAL code located at www.ralcolor.com. Please contact Sales Support Team in Racine for further details.	\$3,162.00
	743730	Special Color w/ Chassis Chassis, Roof, Hood, Fenders painted per requested RAL code located at www.ralcolor.com. Please contact Sales Support Team in Racine for further details.	\$6,324.00



**MAXXUM® 120 TRACTOR WITH MULTI-CONTROL
US PRICE LIST**

(Ex Works Port of Entry)

WEIGHTS

SD T2150 FRONT BALLAST

Less Wgths Carrier & Tow Hook				
	X21501X	L/ Wght, Carr, Hook		No Charge
Tow Hook Only				
	330222	Tow Hook Only Tow Hook 250 lbs/115 kg Not allowed with Front hitch (743699 or 743700)		\$100.00
Wgths plus Carrier no Tow Hook				
	330219	4 weights plus narrow carrier Narrow Weight Carrier 250 lbs/115 kg, plus 4 Weights 400 lbs/180 kg. Total weight 650 lbs/295 kg. Not compatible with Front hitch (743699 or 743700)		\$816.00
	330220	8 weights plus narrow carrier Narrow Weight Carrier 250 lbs/115 kg, plus 8 Weights 800 lbs/360 kg. Total weight 1050 lbs/475 kg. Not compatible with Front hitch (743699 or 743700)		\$1,309.00
	330221	16 weights plus wide carrier Wide Weight Carrier 362 lbs/164 kg, Plus 16 Weights 1600 lbs/726 kg. Total weight 1962 lbs/890 kg. Not compatible with Loader Ready Sideframe (743847) Not compatible with Front hitch (743699 or 743700)		\$2,440.00
Wgths plus Carrier w/ Tow Hook				
	743773	Weight Pack A Narrow Weight Carrier 250 lbs/115 kg, Plus 2 Weights 200 lbs/90 kg, Plus Center Tow Hook Weight 250 lbs/115 kg. Total weight 700 lbs/320 kg. Not compatible with Front hitch (743699 or 743700)		\$964.00
	743704	Weight Pack B Narrow Weight Carrier 250 lbs/115 kg, Plus 6 Weights 600 lbs/270 kg, Plus Center Tow Hook Weight 250 lbs/115 kg. Total weight 1100 lbs/500 kg. Not compatible with Front hitch (743699 or 743700)		\$1,502.00
	743705	Weight Pack C Wide Weight Carrier 362 lbs/164 kg, Plus 2 Large Weights 1100 lbs/500 kg, Plus Large Center Tow Hook Weight 1100 lbs/500 kg. Total weight 2562 lbs/1164 kg. Not compatible with Loader Ready Sideframe (743847) Not compatible with Front hitch (743699 or 743700)		\$2,448.00

**MAXXUM® 120 TRACTOR WITH MULTI-CONTROL
US PRICE LIST**

(Ex Works Port of Entry)

Weight Carrier Only				
	332217	Wide front weight carrier Wide Weight Carrier 362 lbs/164 kg. Hold up to 16 Weights. Not compatible with Loader Ready Sideframe (743847) Not compatible with Front hitch (743699 or 743700)		\$370.00
	743703	Weight Carrier Narrow Weight Carrier 250 lbs/115 kg Holds up to 8 weights Not compatible with Front hitch (743699 or 743700)		\$223.00
SD T4960 WHEEL WEIGHTS				
	X49601X	L/Wheel Weights		No Charge
	743706	6x65 Rear Wheels WGHT Not compatible with Shipping Wheels Not compatible with 30mph/50 kph transmission		\$1,024.00

**MAXXUM® 125 TRACTOR WITH MULTI-CONTROL
US PRICE LIST**

**(Ex Works Port of Entry)
Standard Equipment**

ENGINE:

105 PTO hp @ 2200 RPM
411 cu. in. (6.75 L) Displacement
6 Cylinder Turbocharged and
Intercooled Engine with Electronic
Power Management and Constant
RPM feature Power Boost in Transport
and PTO Modes
Tier 4A Emissions Compliant
4 valves per cylinder
Bosch fuel injection pump (electronic)
Air Cleaner w/ Precleaner & Exhaust
Aspiration
Dual element air filter
Hand and foot throttle
Grid Heater Starting Aid
60-gallon (227 L) Fuel Tank
with guard
9.8 Gallon (37L) Diesel Exhaust
Fuel (DEF) Tank
Viscous fan (9 Blades)
Engine auto shut down feature
Fuel Cooler

EXHAUST:

A-Post exhaust with integral muffler

OPERATOR PROTECTIVE STRUCTURE:**CAB:**

ROPS protected, flat deck platform
with Standard Cab, with heater and
air conditioner (with 4 speed
pressurizer), tinted windshield with
sunshade, opening hi-visibility roof
window with retractable sun screen,
front and rear intermittent wipers and
washers, two doors with locks, two
telescoping external mirrors, hinged
rear window (fully opens), radio ready
(speakers, wiring, antenna), rear
window access panel for control /
monitor box or wiring harness
entrance, digital clock, interior storage
box, interior dome light, self cancelling
turn signal, and two external courtesy

OPERATOR PROTECTIVE STRUCTURE:

(continued)

lights
Steering wheel: tilt and telescoping
Seat: Deluxe air suspension seat
with operator's presence sensor,
seat belt, and swivel
MultiControl Armrest with Integrated
Transmission, Throttle, PTO and
Hitch Controls

INSTRUMENTATION:

A-Post mounted Analog/Digital
Instrument Cluster with display of
engine oil pressure, fuel level,
coolant temperature and speed,
hitch and PTO operational indicators

TRANSMISSION:

16F x 16R Semi-Powershift
Steering column mounted Left Hand
Power clutchless shuttle (F/R)
Fully synchronized
4 powershifts in 4 ranges
Clutchless range change
Multiplate wet clutch design
Autoshift field and road

MFD -- 25 mph (40 kph)

Speed varies with tire selection

CLUTCH:

Multi-plate wet clutch design

STEERING/BRAKES:

Hydrostatic Power Steering
Hydraulically actuated wet disc brakes
(self-equalizing and self-adjusting)
Independent parking brake

HYDRAULICS:

Pressure and flow compensated
hydraulic system (PFC):
Variable displacement piston pump
Maximum flow at rated engine speed

**MAXXUM® 125 TRACTOR WITH MULTI-CONTROL
US PRICE LIST**

**(Ex Works Port of Entry)
Standard Equipment**

HYDRAULICS: (continued)

26.5 gpm (100 l/m) flow
(implement pump)
17.1 gpm (65 l/m) flow
(steering and operating circuits)
43.6 gpm (165 l/m) total tractor
hydraulic flow

3 Closed-center Electronic Remote
Valves with in-cab flow control
Hydraulic Tapping Port
(Power Beyond Ready)
Fender mounted hydraulic 3rd
remote activation switch

AXLES:

MFD Front Axle:

Class IV MFD Axle
Electro-hydraulic auto MFD and
diff-lock engagement
Fully locking front differential
Dual steering cylinders
Adjustable tread width from
61.4 in. to 88.8 in. (May vary
up to 1 in. depending on tires)
55 degree Turning Angle
12 degree Axle Oscillation
Drive Shaft Shield
Standard front tires:
14.9R28 (R1W)

Rear Axle:

Flange type
Wet plate rear differential lock:
MFD - Electro-hydraulic engaged
(front and rear)
Standard rear tires:
18.4R38 (R1W)

HITCH:

Electronic draft control
(lower link sensing)
3-point hitch category II/IIIN with flex
link ends and telescoping stabilizers
Fast Raise/Lower Control (in cab)
6900 lb/3130 kg lift capacity (OECD)

HITCH: (continued)

with dual 80mm external assist ram
Rear fender mounted remote
hitch switches
Ride control
Swinging drawbar

PTO:

Independent 540/1000 RPM
with single reversible shaft
Multi-plate wet clutch design
Electro-hydraulic engagement
with soft start/auto feathering
Flip-up PTO shaft guard
Fender mounted PTO control switch

ELECTRICAL:

(1) 12-volt 1300 cca Battery
Geared starter motor (4.2kW)
7-pin outlet for trailer/implement
lighting
3-pin implement socket (40 amp)
15 amp screw type positive/negative
terminals
Single pin (8 amp) accessory
power outlet
120 amp Alternator
ISO/JD (30 amp) socket
Two roof mounted single pin outlets
for beacon Cigar lighter

LIGHTING:

Two halogen front headlights
Ten halogen worklights
Two hood mounted forward facing
Two cab roof mounted forward facing
Two grab rail mounted forward facing
Two cab roof mounted rear facing
Two rear "C"-post mounted rear
facing
Two taillights
Time delayed turn indicators with
audible warning
Front and rear cab roof mounted
flashing safety lights



MAXXUM® 125 TRACTOR WITH MULTI-CONTROL
US PRICE LIST

(Ex Works Port of Entry)
Standard Equipment

MISCELLANEOUS:

Pivoting engine hood
SMV emblem
Toolbox
Horn

NEBRASKA TEST REPORT STATUS:

Nebraska Temporary Sales Permit
to be applied for



**MAXXUM® 125 TRACTOR WITH MULTI-CONTROL
US PRICE LIST**

(Ex Works Port of Entry)

Models

COMMERCIAL MODEL	ENGINE POWER	Weight	List Price
MAXXUM 125 T4 MC	125 HP	12,500 LB	\$109,305.00

Factory Supplied Options

Order Code	Description	Weight	List Price
OPERATOR STRUCTURE			
SD T9200 OPERATOR STRUCTURE #1			
331619	Suspended deluxe cab with high-visibility roof window and high profile cab roof		No Charge
SD T9230 CLIMATE CONTROL			
X92301X	Standard A/C		No Charge
330643	A/C Auto temp control		\$622.00
SD T9553 LUXURY PACK			
XT9553X	No Luxury Pack		No Charge
334533	Carpet		\$164.00
TRANSMISSION			
SD T2800 SPEED			
X28005X	40 KPH X28005X 16 x 16 Semi-power Shift		No Charge
743764	40 KPH (17x16) ECO 40 Kph Economy (17 x 16) Not available with Creeper (743736)		\$1,204.00
743766	50 KPH (17x16) Requires suspended front axle with brakes (330430 or 330427) Requires hydraulic trailer brakes (330718) Requires Speed Decal (either 333972 for USA or 332972 for Canada) Requires suitable tire selection (see tire chart for details) Not available with Creeper (743736)		\$1,204.00

**MAXXUM® 125 TRACTOR WITH MULTI-CONTROL
US PRICE LIST**

(Ex Works Port of Entry)

SD T3230 CREEPER or Interlock

	X0162XX	Less Creeper		No Charge
	743736	Creeper		\$2,142.00

SD T9871 SPEED DECAL

	X98711X	L/Speed Decal		No Charge
	333972	31 MPH Decal for USA		No Charge
	332972	50 KPH Decal for Canada		No Charge

PTO

SD T8010 PTO

	330800	540/1000 RPM reversible shaft 1, 1-3/8 in. 6 spline and 1, 1-3/8 in. 21 spline		No Charge
--	--------	--	--	-----------

HITCH

SD T8950 AUX RAMS

	X89502X	2 External 80mm Cylinders -EDC 3-Point Hitch with two 80mm cylinders. 6,900 lbs (3130 kg) OECD rated lift capacity		No Charge
	743811	2 External 90mm Cylinders -EDC 3-Point Hitch with two 90mm cylinders. 7,700 lbs (3492 kg) OECD rated lift capacity		\$454.00

SD T8960 3 - POINT LINKAGE-REAR

	331970	Flex link ends Cat II		No Charge
	331920	Flex link ends Cat II/III		\$108.00

REAR AXLE

SD T3200 REAR AXLE

	X0170XX	Heavy duty flange axle		No Charge
	330331	98 in. bar axle (Steel Wheels) 2489 mm		\$1,275.00
	331331	98 in. bar axle (Cast Wheels) 2489 mm	1 LB	\$1,275.00

**MAXXUM® 125 TRACTOR WITH MULTI-CONTROL
US PRICE LIST**

(Ex Works Port of Entry)

REAR WHEELS AND TIRES

SD_T4950 REAR WHEELS AND TIRES

Flange or Bar Axle Steel Disc			
	8328404	18.4R38 R1W - MI, FI, CM Brands: Michelin, Firestone, Continental/Mitas	No Charge
	8380404	20.8R38 R1W MI, TR Brands: Michelin Requires full cover rear fenders (743707 or 743708)	\$501.00
	8949401	600/65R38 R1W Fixed Brands: Michelin, Continental/Mitas	\$896.00
	8907601	650/60R38 F/Bar AXL Brands: Michelin	\$1,363.00
	8919401	480/80R38 Alliance Alliance 550 Multi-Use	\$1,209.00
	8388404	18.4R42 R1W MI Michelin	\$408.00
	8370404	14.9R46 Brands CM Brands: Continental/Mitas	\$328.00
	8963504	320/90R50 R1W MI, FI Brands: Michelin, Firestone	\$530.00
	8399906	Rear Shipping Wheels Requires front shipping wheels	(\$2,901.00)
Bar Axle Cast Disc			
	8334406	18.4R38 R1W - MI, FI, and CM Brands: Michelin, Firestone, Continental/Mitas	\$1,336.00
	8333406	20.8R38 R1W - MI Brands: Michelin Requires full cover rear fenders (743707 or 743708)	\$1,837.00
	8384406	18.4R42 R1W MI Brands: Michelin	\$1,705.00

FRONT AXLE

SD_T4010 FRONT AXLE

Standard MFD			
	330408	Class 4 MFD axle w/multi-plate Class 4 MFD axle with multi-plate fully locking, front differential	No Charge
MFD Suspended			
	330429	Class 4 suspended MFD axle Class 4 suspended MFD axle with multi-plate, fully locking, front differential. Incompatible with 34 inch rear wheels	\$6,025.00

**MAXXUM® 125 TRACTOR WITH MULTI-CONTROL
US PRICE LIST**

(Ex Works Port of Entry)

MFD Suspended with Brakes			
	330430	Class 4 suspend MFD w/ brakes Class 4 suspended MFD axle with multi-plate, fully locking, front differential and brakes. Requires hydraulic trailer brakes (330718) or brake logic (330720) Incompatible with 34 inch rear wheels	\$6,492.00

FRONT WHEELS AND TIRES

SD T4940 FRONT WHEELS AND TIRES

Class IV Axle			
	8803501	440/80R24 _Alliance Alliance 550 Multi-Use Requires 480/80R38 Alliance	\$887.00
	8242904	14.9R28 R1W MI,FI,CM Brands: Michelin, Firestone, Continental/Mitas Requires 18.4R38 R1W	No Charge
	8255904	16.9R28 R1W MI-FI Brands: Michelin, Firestone Requires 20.8R38 R1W or 18.4R42 R1W	\$620.00
	8825501	480/65R28 R1W MI-CM Brands: Michelin, Continental/Mitas	\$387.00
	8801601	520/60R28 Fixed HD Brands: Michelin	\$2,810.00
	8258704	14.9R30 R1W MI-FI-CM Brands: Michelin, Firestone, Continental/Mitas Requires 18.4R42 R1W or 14.9R46 R1W	\$459.00
	8801604	320/85R34 R1W Brands - MI-FI Brands: Michelin, Firestone Requires 320/90R50 R1W	\$562.00
	8299906	Front Shipping Wheels Requires rear shipping wheels	(\$1,105.00)

DRAWBAR

SD T8900 REAR HITCHES/DRAWBAR

	330934	Independent swinging drawbar,	No Charge
--	--------	-------------------------------	-----------

HYDRAULIC REMOTES

SD T8270 REAR REMOTES

	X82702X	3 Elect. Hyd Rear Remote Valve	No Charge
	743733	4 Elect Hyd. Rear Remote Valve	\$4,092.00

**MAXXUM® 125 TRACTOR WITH MULTI-CONTROL
US PRICE LIST**

(Ex Works Port of Entry)

SD T8275 POWER BEYOND COUPLE

	X82751X	Power Beyond Capped No Hydraulic Power Beyond		No Charge
	420828	Power beyond supply and return Power beyond coupler manifold Not allowed with 4 Electro-Hydraulic Rear Remote Valve (743733)		\$657.00

HYDRAULIC SYSTEMS

SD T8230 HYD PUMP

	X8230XX	113L/min CCLS/PFC pump 26.5 gpm (100 L/min) flow at the remotes Includes power boost feature in transport and PTO modes.		No Charge
--	---------	--	--	-----------

INSTRUMENTATION

SD T7610 INSTRUMENT PANEL

	X76102X	A-Post mounted ICU Basic		No Charge
	330866	A-Post mounted ICU w/ key pad A-Post mounted Integrated Control Unit with enhanced key pad and performance monitor		\$100.00

STEERING COLUMN

SD T6300 STEERING OR AUTOGUIDANCE READY

Steering				
	X63001X	Standard steer with tilt / telescopic steering column		No Charge
	743723	Advanced Steering Turn Assist.		\$1,571.00

SEATS

SD T8500 SEAT

	X85001X	Standard seat w/ air susp Deluxe air suspension seat with seat belt		No Charge
	330709	Deluxe air susp. heated seat Low frequency air suspension with operator's presence sensor, heated seats and seat belt		\$1,092.00

SD T8550 ARMREST ADJUSTMENT

	X85501X	Mechanical Armrest adjustment		No Charge
--	---------	-------------------------------	--	-----------

**MAXXUM® 125 TRACTOR WITH MULTI-CONTROL
US PRICE LIST**

(Ex Works Port of Entry)

	330019	Electrical armrest adjustment		\$194.00
--	--------	-------------------------------	--	----------

TRAILER BRAKES

SD T7130 TRLR BRK VLV

	X71302X	Less hydraulic trailer brakes		No Charge
	330720	Brake Logic Valve		\$336.00
	330718	Hydraulic trailer brakes Required with 30 mph/50 kph transmission		\$966.00

STARTING AIDS

SD T1930 ENGINE OPTIONS

	330204	Grid heater Standard equipment		No Charge
--	--------	--	--	-----------

SD T1938 WEATHER PACK

	X19382X	Less Cold Weather Pack No engine block and transmission heater.		No Charge
	330205	110 Volt cold weather package Engine block and transmission heater.		\$349.00

BATTERY

SD T7420 BATTERY

	336138	Heavy-duty 1300CCA Battery		No Charge
--	--------	----------------------------	--	-----------

FENDERS

REAR FENDERS

SD T8700 FENDERS

	X87001X	Standard		No Charge
	743777	Standard fenders with extensn		\$330.00
	743707	Full Cover 92.1 in./2340 mm rear fenders.		\$618.00
	743708	Full Cover with extension Full cover with 3 in./ 75 mm wide extensions.		\$949.00

FRONT FENDERS

SD T8740 FRONT FENDERS

	X87401X	L/Front Fenders No Front Fenders		No Charge
--	---------	--	--	-----------

**MAXXUM® 125 TRACTOR WITH MULTI-CONTROL
US PRICE LIST**

(Ex Works Port of Entry)

	333884	Dynamic fenders 16.5 in. wide Front fenders 420 mm wide		\$672.00
	334884	Dynamic fenders 18.9 in. wide Front fenders 480 mm wide		\$773.00
	335884	Dynamic fenders 21.3 in. wide Front fenders 540 mm wide		\$867.00

FRONT HITCH

SD_T8100 FRONT THREE POINT HITCH

No Front Hitch or PTO

	X81001X	L/ Front Hitch & PTO		No Charge
--	---------	----------------------	--	-----------

Without PTO

	743699	Front hitch Requires Hose Packages 331926 or 332926 Not compatible with Front Loader		\$6,690.00
--	--------	--	--	------------

With PTO

	743700	Front Hitch w/ PTO (6 spline) Requires Hose Packages 331926 or 332926 Shaft size: OD 1 3/8" (35mm), 6-spline, 1000 rpm @ 1895 engine rpm The shaft rotates in an counter-clockwise direction, when looking from the front of the tractor. Not compatible with Front Loader		\$14,011.00
--	--------	--	--	-------------

SD_T8101 HYDRAULIC FRONT COU

	X81011X	L/ Hydraulic Front Couplers		No Charge
	332814	2 Hydraulic Front Couplers 2 Hydraulic Front Couplers from Mid-Mount Valves Requires Mid-Mount Valves (743689 or 743690)		\$166.00

SD_T8300 HOSES FOR FHPL

	X83001X	L/hose pack for Frnt Hitch		No Charge
	331926	Hose pkg for frt hit w/ ERRV Hose completing package for front hitch - from Electronic rear remotes Requires 4 Elect Hyd. Rear Remote Valves (743733) Requires Front Hitch (743699 or 743700) Not compatible with front weights or front weight carrier Not compatible with Loader Ready Sideframes (743847)		No Charge
	332926	Hose pkg for frt hit w/ MMV Hose completing package for front hitch - from Mid-mount valves Requires Mid-Mount Valve (743689 or 743690) Requires Front Hitch (743699 or 743700) Not compatible with front weights or front weight carrier Not compatible with Loader Ready Sideframes (743847)		No Charge

**MAXXUM® 125 TRACTOR WITH MULTI-CONTROL
US PRICE LIST**

(Ex Works Port of Entry)

ADDITIONAL OPERATOR'S MANUAL

SD T9802 OPERATORS MANUAL

	X98021X	No Spanish Operator Manual		No Charge
	333986	Spanish operator's manual,		No Charge

SD T9803 FRENCH OPERATOR MANUAL

	X98031X	No French Operator Manual		No Charge
	330472	French operator's manual		No Charge

OTHER EQUIPMENT - P2

TIRE BRAND PREFERENCE

SD T4900 TIRE CATEGORY CHOICE

	330438	No Tire Brand Preference Tire brands are subject to availability. If the Tire Brand Preference Code is ordered, the plant will install the brand selected. If no Tire Brand Preference is selected, a tire from existing inventory will be installed. This could include the selection you made or the same tire size in Firestone, Michelin, or Continental/Mitas. Availability of brands vary by size.		No Charge
	330442	Michelin		\$1,286.00
	330446	Firestone		\$467.00

LOADER EQUIPMENT

SD T7780 JOYSTICK

	X77802X	Less Joystick		No Charge
	743687	Electr_J/S 3-Button Divertr Electronic Joystick with 3 buttons Required if loader will include 3rd function Diverter Valve		\$1,120.00
	743688	Electronic J/S_Proprtnl Rocker Electronic Joystick with Proportional Rocker Required if loader will include "Live" 3rd function circuit		\$1,370.00

SD T7790 MID-MOUNT VALVES

	X77901X	L/Mid-Mount Valves No Mid-Mount Valves		No Charge
	743689	2 Electronic MMV 2 Electronic Mid-Mount Valves Requires Electronic Joystick (743688 or 743687)		\$2,134.00

**MAXXUM® 125 TRACTOR WITH MULTI-CONTROL
US PRICE LIST**

(Ex Works Port of Entry)

	743690	3 Electronic MMV 3 Electronic Mid-Mount Valves Requires Electronic Joystick (743688)		\$3,270.00
SD T8110 LOADER BRACKETS				
	X0174XX	Less Loader Ready Sideframes		No Charge
Loader Mounting Options				
	743847	Loader Ready Sideframes TPS Horizontal Side Plates for Loader Installation (Not compatible with front hitch option) To complete loader installation, order TPS Vertical Brackets from loader price list.		\$1,608.00
Engine Side Rails				
	330211	Engine side rails Recommended for side-mounted attachments e.g. sprayer tanks. Not compatible with loader equipment.		\$833.00
CAB				
SD T9000 STORAGE BOX/SEAT				
	330869	LH front box Not compatible with instructional seat (330719)		No Charge
	330719	Instructional seat with belt Not compatible with LH Front Box (330869)		\$507.00
SD T9010 REAR CAB STORAGE BO				
	X90101X	No LH rear cab storage box		No Charge
	330871	LH rear cab storage box		\$192.00
SD T9223 RH WINDOW BAR MOUNT				
	X92231X	Less Window Bar Monitor		No Charge
	330666	Monitor Mounting Bracket		\$137.00
SD T9291 REAR WINDOW SUNSHADE				
	X92911X	No Rear Window Sunshade		No Charge
	330579	Rear Window Sunshade		\$175.00
SD T9360 RR MIRRORS				
	X93601X	2 Standard Telescopic		No Charge
	743710	Telescopic/Heated/Remote adjus Electric Adjust		\$448.00
ELECTRICAL				
SD T1040 CHARGING SYSTEMS				
	X0154XX	120 AMP Alternator		No Charge
	336192	150 AMP Alternator		\$132.00

**MAXXUM® 125 TRACTOR WITH MULTI-CONTROL
US PRICE LIST**

(Ex Works Port of Entry)

SD_T7430 BATTERY ISOLATOR SW			
	X74301X	No Battery Isolator	No Charge
	330798	Electronic battery isolator Convenient in-cab battery disconnect switch	\$374.00
SD_T7580 RADAR			
	X75801X	No Radar	No Charge
	334703	Radar Requires A-pillar enhanced instrumentation (330866)	\$700.00
SD_T9131 FRONT WORK LAMPS ON			
	X91311X	L/High Headlight	No Charge
	331661	High Mnt H/Lamp RH High Mount Headlamps on CAB. For Front Hitch Application where standard headlights are obstructed.	\$263.00
SD_T9146 ROTARY BEACON			
	X91461X	No Rotary Beacon	No Charge
	331916	Rotating beacon-left side	\$357.00
SD_T9149 ROTARY BEACON 4			
	X91491X	No Rotary Beacon	No Charge
	333916	Rotating beacon-right side Requires Rotating Beacon, Left Side (331916)	\$357.00
ADDITIONAL EQUIPMENT			
SD_T3600 BRAKE PACK			
	X36101X	Standard HD brake discs	No Charge
	333166	Extended life brake discs	\$289.00
SD_T8231 HPL PRESSURE RETURN			
	X82311X	L/Low pressure return No low pressure return coupler	No Charge
	743682	Low pressure return quick coup Low pressure hydraulic oil return coupler	\$153.00
SD_T9560 FRONT TOOLBOX			
	X95602X	Standard front toolbox	No Charge
	743848	Large Toolbox	\$78.00
SD_T9850 SPECIAL COLORS/PANELS			
	X0181XX	Std Color- W/ Visibility Panel	No Charge

**MAXXUM® 125 TRACTOR WITH MULTI-CONTROL
US PRICE LIST**

(Ex Works Port of Entry)

		330571	Special Color Hi-Profile Roof Roof, Hood, Fenders painted per requested RAL code located at www.ralcolor.com. Please contact Sales Support Team in Racine for further details.		\$3,162.00
		743730	Special Color w/ Chassis Chassis, Roof, Hood, Fenders painted per requested RAL code located at www.ralcolor.com. Please contact Sales Support Team in Racine for further details.		\$6,324.00

WEIGHTS

SD T2150 FRONT BALLAST					
Less Wgths Carrier & Tow Hook					
		X21501X	L/ Wght, Carr, Hook		No Charge
Tow Hook Only					
		330222	Tow Hook Only Tow Hook 250 lbs/115 kg Not allowed with Front hitch (743699 or 743700)		\$100.00
Wgths plus Carrier no Tow Hook					
		330219	4 weights plus narrow carrier Narrow Weight Carrier 250 lbs/115 kg, plus 4 Weights 400 lbs/180 kg. Total weight 650 lbs/295 kg. Not compatible with Front hitch (743699 or 743700)		\$816.00
		330220	8 weights plus narrow carrier Narrow Weight Carrier 250 lbs/115 kg, plus 8 Weights 800 lbs/360 kg. Total weight 1050 lbs/475 kg. Not compatible with Front hitch (743699 or 743700)		\$1,309.00
		330221	16 weights plus wide carrier Wide Weight Carrier 362 lbs/164 kg, Plus 16 Weights 1600 lbs/726 kg. Total weight 1962 lbs/890 kg. Not compatible with Loader Ready Sideframe (743847) Not compatible with Front hitch (743699 or 743700)		\$2,440.00
Wgths plus Carrier w/ Tow Hook					
		743773	Weight Pack A Narrow Weight Carrier 250 lbs/115 kg, Plus 2 Weights 200 lbs/90 kg, Plus Center Tow Hook Weight 250 lbs/115 kg. Total weight 700 lbs/320 kg. Not compatible with Front hitch (743699 or 743700)		\$964.00



**MAXXUM® 125 TRACTOR WITH MULTI-CONTROL
US PRICE LIST**

(Ex Works Port of Entry)

	743704	Weight Pack B Narrow Weight Carrier 250 lbs/115 kg, Plus 6 Weights 600 lbs/270 kg, Plus Center Tow Hook Weight 250 lbs/115 kg. Total weight 1100 lbs/500 kg. Not compatible with Front hitch (743699 or 743700)		\$1,502.00
	743705	Weight Pack C Wide Weight Carrier 362 lbs/164 kg, Plus 2 Large Weights 1100 lbs/500 kg, Plus Large Center Tow Hook Weight 1100 lbs/500 kg. Total weight 2562 lbs/1164 kg. Not compatible with Loader Ready Sideframe (743847) Not compatible with Front hitch (743699 or 743700)		\$2,448.00
Weight Carrier Only				
	332217	Wide front weight carrier Wide Weight Carrier 362 lbs/164 kg. Hold up to 16 Weights. Not compatible with Loader Ready Sideframe (743847) Not compatible with Front hitch (743699 or 743700)		\$370.00
	743703	Weight Carrier Narrow Weight Carrier 250 lbs/115 kg Holds up to 8 weights Not compatible with Front hitch (743699 or 743700)		\$223.00
SD_T4960 WHEEL WEIGHTS				
	X49601X	L/Wheel Weights		No Charge
	743706	6x65 Rear Wheels WGHT Not compatible with Shipping Wheels Not compatible with 30mph/50 kph transmission		\$1,024.00

**MAXXUM® 140 TRACTOR WITH MULTI-CONTROL
US PRICE LIST**

**(Ex Works Port of Entry)
Standard Equipment**

ENGINE:

120 PTO hp @ 2200 RPM
411 cu. in. (6.75 L) Displacement
6 Cylinder Turbocharged and
Intercooled Engine with Electronic
Power Management and Constant
RPM feature Power Boost in Transport
and PTO Modes
Tier 4A Emissions Compliant
4 valves per cylinder
Bosch fuel injection pump (electronic)
Air Cleaner w/ Precleaner & Exhaust
Aspiration
Dual element air filter
Hand and foot throttle
Grid Heater Starting Aid
60-gallon (227 L) Fuel Tank
with guard
9.8 Gallon (37L) Diesel Exhaust
Fuel (DEF) Tank
Viscous fan (9 Blades)
Engine auto shut down feature
Fuel Cooler

EXHAUST:

A-Post exhaust with integral muffler

OPERATOR PROTECTIVE STRUCTURE:**CAB:**

ROPS protected, flat deck platform
with Standard Cab, with heater and
air conditioner (with 4 speed
pressurizer), tinted windshield with
sunshade, opening hi-visibility roof
window with retractable sun screen,
front and rear intermittent wipers and
washers, two doors with locks, two
telescoping external mirrors, hinged
rear window (fully opens), radio ready
(speakers, wiring, antenna), rear
window access panel for control /
monitor box or wiring harness
entrance, digital clock, interior storage
box, interior dome light, self cancelling
turn signal, and two external courtesy

OPERATOR PROTECTIVE STRUCTURE:

(continued)

lights
Steering wheel: tilt and telescoping
Seat: Deluxe air suspension seat
with operator's presence sensor,
seat belt, and swivel
MultiControl Armrest with Integrated
Transmission, Throttle, PTO and
Hitch Controls

INSTRUMENTATION:

A-Post mounted Analog/Digital
Instrument Cluster with display of
engine oil pressure, fuel level,
coolant temperature and speed,
hitch and PTO operational indicators

TRANSMISSION:

16F x 16R Semi-Powershift
Steering column mounted Left Hand
Power clutchless shuttle (F/R)
Fully synchronized
4 powershifts in 4 ranges
Clutchless range change
Multiplate wet clutch design
Autoshift field and road

MFD -- 25 mph (40 kph)

Speed varies with tire selection

CLUTCH:

Multi-plate wet clutch design

STEERING/BRAKES:

Hydrostatic Power Steering
Hydraulically actuated wet disc brakes
(self-equalizing and self-adjusting)
Independent parking brake

HYDRAULICS:

Pressure and flow compensated
hydraulic system (PFC):
Variable displacement piston pump
Maximum flow at rated engine speed

**MAXXUM® 140 TRACTOR WITH MULTI-CONTROL
US PRICE LIST**

**(Ex Works Port of Entry)
Standard Equipment**

HYDRAULICS: (continued)

26.5 gpm (100 l/m) flow
(implement pump)
17.1 gpm (65 l/m) flow
(steering and operating circuits)
43.6 gpm (165 l/m) total tractor
hydraulic flow

3 Closed-center Electronic Remote
Valves with in-cab flow control
Hydraulic Tapping Port
(Power Beyond Ready)
Fender mounted hydraulic 3rd
remote activation switch

AXLES:

MFD Front Axle:

Class IV MFD Axle
Electro-hydraulic auto MFD and
diff-lock engagement
Fully locking front differential
Dual steering cylinders
Adjustable tread width from
61.4 in. to 88.8 in. (May vary
up to 1 in. depending on tires)
55 degree Turning Angle
12 degree Axle Oscillation
Drive Shaft Shield
Standard front tires:
14.9R28 (R1W)

Rear Axle:

Flange type
Wet plate rear differential lock:
MFD - Electro-hydraulic engaged
(front and rear)
Standard rear tires:
18.4R38 (R1W)

HITCH:

Electronic draft control
(lower link sensing)
3-point hitch category II/IIIN with flex
link ends and telescoping stabilizers
Fast Raise/Lower Control (in cab)
6900 lb/3130 kg lift capacity (OECD)

HITCH: (continued)

with dual 80mm external assist ram
Rear fender mounted remote
hitch switches
Ride control
Swinging drawbar

PTO:

Independent 540/1000 RPM
with single reversible shaft
Multi-plate wet clutch design
Electro-hydraulic engagement
with soft start/auto feathering
Flip-up PTO shaft guard
Fender mounted PTO control switch

ELECTRICAL:

(1) 12-volt 1300 cca Battery
Geared starter motor (4.2kW)
7-pin outlet for trailer/implement
lighting
3-pin implement socket (40 amp)
15 amp screw type positive/negative
terminals
Single pin (8 amp) accessory
power outlet
120 amp Alternator
ISO/JD (30 amp) socket
Two roof mounted single pin outlets
for beacon Cigar lighter

LIGHTING:

Two halogen front headlights
Ten halogen worklights
Two hood mounted forward facing
Two cab roof mounted forward facing
Two grab rail mounted forward facing
Two cab roof mounted rear facing
Two rear "C"-post mounted rear
facing
Two taillights
Time delayed turn indicators with
audible warning
Front and rear cab roof mounted
flashing safety lights



MAXXUM® 140 TRACTOR WITH MULTI-CONTROL
US PRICE LIST

(Ex Works Port of Entry)
Standard Equipment

MISCELLANEOUS:

Pivoting engine hood
SMV emblem
Toolbox
Horn

NEBRASKA TEST REPORT STATUS:

Nebraska Temporary Sales Permit
to be applied for



**MAXXUM® 140 TRACTOR WITH MULTI-CONTROL
US PRICE LIST**

(Ex Works Port of Entry)

Models

COMMERCIAL MODEL	ENGINE POWER	Weight	List Price
MAXXUM 140 T4 MC	140 HP	12,500 LB	\$119,063.00

Factory Supplied Options

Order Code	Description	Weight	List Price
OPERATOR STRUCTURE			
SD T9200 OPERATOR STRUCTURE #1			
	331619 Suspended deluxe cab with high-visibility roof window and high profile cab roof		No Charge
SD T9230 CLIMATE CONTROL			
	X92301X Standard A/C		No Charge
	330643 A/C Auto temp control		\$622.00
SD T9553 LUXURY PACK			
	XT9553X No Luxury Pack		No Charge
	334533 Carpet		\$164.00
TRANSMISSION			
SD T2800 SPEED			
	X28005X 40 KPH X28005X 16 x 16 Semi-power Shift		No Charge
	743764 40 KPH (17x16) ECO 40 Kph Economy (17 x 16) Not available with Creeper (743736)		\$1,204.00
	743766 50 KPH (17x16) Requires suspended front axle with brakes (330430 or 330427) Requires hydraulic trailer brakes (330718) Requires Speed Decal (either 333972 for USA or 332972 for Canada) Requires suitable tire selection (see tire chart for details) Not available with Creeper (743736)		\$1,204.00

**MAXXUM® 140 TRACTOR WITH MULTI-CONTROL
US PRICE LIST**

(Ex Works Port of Entry)

SD T3230 CREEPER or Interlock

	X0162XX	Less Creeper		No Charge
	743736	Creeper		\$2,142.00

SD T9871 SPEED DECAL

	X98711X	L/Speed Decal		No Charge
	333972	31 MPH Decal for USA		No Charge
	332972	50 KPH Decal for Canada		No Charge

PTO

SD T8010 PTO

	330800	540/1000 RPM reversible shaft 1, 1-3/8 in. 6 spline and 1, 1-3/8 in. 21 spline		No Charge
--	--------	--	--	-----------

HITCH

SD T8950 AUX RAMS

	X89502X	2 External 80mm Cylinders -EDC 3-Point Hitch with two 80mm cylinders. 6,900 lbs (3130 kg) OECD rated lift capacity		No Charge
	743811	2 External 90mm Cylinders -EDC 3-Point Hitch with two 90mm cylinders. 7,700 lbs (3492 kg) OECD rated lift capacity		\$454.00

SD T8960 3 - POINT LINKAGE-REAR

	331970	Flex link ends Cat II		No Charge
	331920	Flex link ends Cat II/III		\$108.00

REAR AXLE

SD T3200 REAR AXLE

	X0170XX	Heavy duty flange axle		No Charge
	330331	98 in. bar axle (Steel Wheels) 2489 mm		\$1,275.00
	331331	98 in. bar axle (Cast Wheels) 2489 mm	1 LB	\$1,275.00

**MAXXUM® 140 TRACTOR WITH MULTI-CONTROL
US PRICE LIST**

(Ex Works Port of Entry)

REAR WHEELS AND TIRES

SD T4950 REAR WHEELS AND TIRES

Flange or Bar Axle Steel Disc			
	8328404	18.4R38 R1W - MI, FI, CM Brands: Michelin, Firestone, Continental/Mitas	No Charge
	8380404	20.8R38 R1W MI, TR Brands: Michelin Requires full cover rear fenders (743707 or 743708)	\$501.00
	8949401	600/65R38 R1W Fixed Brands: Michelin, Continental/Mitas	\$896.00
	8907601	650/60R38 F/Bar AXL Brands: Michelin	\$1,363.00
	8919401	480/80R38 Alliance Alliance 550 Multi-Use	\$1,209.00
	8388404	18.4R42 R1W MI Michelin	\$408.00
	8370404	14.9R46 Brands CM Brands: Continental/Mitas	\$328.00
	8963504	320/90R50 R1W MI, FI Brands: Michelin, Firestone	\$530.00
	8399906	Rear Shipping Wheels Requires front shipping wheels	(\$2,901.00)
Bar Axle Cast Disc			
	8334406	18.4R38 R1W - MI, FI, and CM Brands: Michelin, Firestone, Continental/Mitas	\$1,336.00
	8333406	20.8R38 R1W - MI Brands: Michelin Requires full cover rear fenders (743707 or 743708)	\$1,837.00
	8384406	18.4R42 R1W MI Brands: Michelin	\$1,705.00

FRONT AXLE

SD T4010 FRONT AXLE

Standard MFD			
	330408	Class 4 MFD axle w/multi-plate Class 4 MFD axle with multi-plate fully locking, front differential	No Charge
MFD Suspended			
	330429	Class 4 suspended MFD axle Class 4 suspended MFD axle with multi-plate, fully locking, front differential. Incompatible with 34 inch rear wheels	\$6,025.00

**MAXXUM® 140 TRACTOR WITH MULTI-CONTROL
US PRICE LIST**

(Ex Works Port of Entry)

MFD Suspended with Brakes			
	330430	Class 4 suspend MFD w/ brakes Class 4 suspended MFD axle with multi-plate, fully locking, front differential and brakes. Requires hydraulic trailer brakes (330718) or brake logic (330720) Incompatible with 34 inch rear wheels	\$6,492.00

FRONT WHEELS AND TIRES

SD T4940 FRONT WHEELS AND TIRES

Class IV Axle			
	8803501	440/80R24 _Alliance Alliance 550 Multi-Use Requires 480/80R38 Alliance	\$887.00
	8242904	14.9R28 R1W MI,FI,CM Brands: Michelin, Firestone, Continental/Mitas Requires 18.4R38 R1W	No Charge
	8255904	16.9R28 R1W MI-FI Brands: Michelin, Firestone Requires 20.8R38 R1W or 18.4R42 R1W	\$620.00
	8825501	480/65R28 R1W MI-CM Brands: Michelin, Continental/Mitas	\$387.00
	8801601	520/60R28 Fixed HD Brands: Michelin	\$2,810.00
	8258704	14.9R30 R1W MI-FI-CM Brands: Michelin, Firestone, Continental/Mitas Requires 18.4R42 R1W or 14.9R46 R1W	\$459.00
	8801604	320/85R34 R1W Brands - MI-FI Brands: Michelin, Firestone Requires 320/90R50 R1W	\$562.00
	8299906	Front Shipping Wheels Requires rear shipping wheels	(\$1,105.00)

DRAWBAR

SD T8900 REAR HITCHES/DRAWBAR

	330934	Independent swinging drawbar,	No Charge
--	--------	-------------------------------	-----------

HYDRAULIC REMOTES

SD T8270 REAR REMOTES

	X82702X	3 Elect. Hyd Rear Remote Valve	No Charge
	743733	4 Elect Hyd. Rear Remote Valve	\$4,092.00

**MAXXUM® 140 TRACTOR WITH MULTI-CONTROL
US PRICE LIST**

(Ex Works Port of Entry)

SD T8275 POWER BEYOND COUPLE

	X82751X	Power Beyond Capped No Hydraulic Power Beyond		No Charge
	420828	Power beyond supply and return Power beyond coupler manifold Not allowed with 4 Electro-Hydraulic Rear Remote Valve (743733)		\$657.00

HYDRAULIC SYSTEMS

SD T8230 HYD PUMP

	X8230XX	113L/min CCLS/PFC pump 26.5 gpm (100 L/min) flow at the remotes Includes power boost feature in transport and PTO modes.		No Charge
--	---------	--	--	-----------

INSTRUMENTATION

SD T7610 INSTRUMENT PANEL

	X76102X	A-Post mounted ICU Basic		No Charge
	330866	A-Post mounted ICU w/ key pad A-Post mounted Integrated Control Unit with enhanced key pad and performance monitor		\$100.00

STEERING COLUMN

SD T6300 STEERING OR AUTOGUIDANCE READY

Steering				
	X63001X	Standard steer with tilt / telescopic steering column		No Charge
	743723	Advanced Steering Turn Assist.		\$1,571.00

SEATS

SD T8500 SEAT

	X85001X	Standard seat w/ air susp Deluxe air suspension seat with seat belt		No Charge
	330709	Deluxe air susp. heated seat Low frequency air suspension with operator's presence sensor, heated seats and seat belt		\$1,092.00

SD T8550 ARMREST ADJUSTMENT

	X85501X	Mechanical Armrest adjustment		No Charge
--	---------	-------------------------------	--	-----------

**MAXXUM® 140 TRACTOR WITH MULTI-CONTROL
US PRICE LIST**

(Ex Works Port of Entry)

	330019	Electrical armrest adjustment		\$194.00
--	--------	-------------------------------	--	----------

TRAILER BRAKES

SD T7130 TRLR BRK VLV

	X71302X	Less hydraulic trailer brakes		No Charge
	330720	Brake Logic Valve		\$336.00
	330718	Hydraulic trailer brakes Required with 30 mph/50 kph transmission		\$966.00

STARTING AIDS

SD T1930 ENGINE OPTIONS

	330204	Grid heater Standard equipment		No Charge
--	--------	--	--	-----------

SD T1938 WEATHER PACK

	X19382X	Less Cold Weather Pack No engine block and transmission heater.		No Charge
	330205	110 Volt cold weather package Engine block and transmission heater.		\$349.00

BATTERY

SD T7420 BATTERY

	336138	Heavy-duty 1300CCA Battery		No Charge
--	--------	----------------------------	--	-----------

FENDERS

REAR FENDERS

SD T8700 FENDERS

	X87001X	Standard		No Charge
	743777	Standard fenders with extensn		\$330.00
	743707	Full Cover 92.1 in./2340 mm rear fenders.		\$618.00
	743708	Full Cover with extension Full cover with 3 in./ 75 mm wide extensions.		\$949.00

FRONT FENDERS

SD T8740 FRONT FENDERS

	X87401X	L/Front Fenders No Front Fenders		No Charge
--	---------	--	--	-----------

**MAXXUM® 140 TRACTOR WITH MULTI-CONTROL
US PRICE LIST**

(Ex Works Port of Entry)

	333884	Dynamic fenders 16.5 in. wide Front fenders 420 mm wide		\$672.00
	334884	Dynamic fenders 18.9 in. wide Front fenders 480 mm wide		\$773.00
	335884	Dynamic fenders 21.3 in. wide Front fenders 540 mm wide		\$867.00

FRONT HITCH

SD_T8100 FRONT THREE POINT HITCH

No Front Hitch or PTO				
	X81001X	L/ Front Hitch & PTO		No Charge
Without PTO				
	743699	Front hitch Requires Hose Packages 331926 or 332926 Not compatible with Front Loader		\$6,690.00
With PTO				
	743700	Front Hitch w/ PTO (6 spline) Requires Hose Packages 331926 or 332926 Shaft size: OD 1 3/8" (35mm), 6-spline, 1000 rpm @ 1895 engine rpm The shaft rotates in an counter-clockwise direction, when looking from the front of the tractor. Not compatible with Front Loader		\$14,011.00

SD_T8101 HYDRAULIC FRONT COU

	X81011X	L/ Hydraulic Front Couplers		No Charge
	332814	2 Hydraulic Front Couplers 2 Hydraulic Front Couplers from Mid-Mount Valves Requires Mid-Mount Valves (743689 or 743690)		\$166.00

SD_T8300 HOSES FOR FHPL

	X83001X	L/hose pack for Frnt Hitch		No Charge
	331926	Hose pkg for frt hit w/ ERRV Hose completing package for front hitch - from Electronic rear remotes Requires 4 Elect Hyd. Rear Remote Valves (743733) Requires Front Hitch (743699 or 743700) Not compatible with front weights or front weight carrier Not compatible with Loader Ready Sideframes (743847)		No Charge
	332926	Hose pkg for frt hit w/ MMV Hose completing package for front hitch - from Mid-mount valves Requires Mid-Mount Valve (743689 or 743690) Requires Front Hitch (743699 or 743700) Not compatible with front weights or front weight carrier Not compatible with Loader Ready Sideframes (743847)		No Charge

**MAXXUM® 140 TRACTOR WITH MULTI-CONTROL
US PRICE LIST**

(Ex Works Port of Entry)

ADDITIONAL OPERATOR'S MANUAL

SD T9802 OPERATORS MANUAL

	X98021X	No Spanish Operator Manual		No Charge
	333986	Spanish operator's manual,		No Charge

SD T9803 FRENCH OPERATOR MANUAL

	X98031X	No French Operator Manual		No Charge
	330472	French operator's manual		No Charge

OTHER EQUIPMENT - P2

TIRE BRAND PREFERENCE

SD T4900 TIRE CATEGORY CHOICE

	330438	No Tire Brand Preference Tire brands are subject to availability. If the Tire Brand Preference Code is ordered, the plant will install the brand selected. If no Tire Brand Preference is selected, a tire from existing inventory will be installed. This could include the selection you made or the same tire size in Firestone, Michelin, or Continental/Mitas. Availability of brands vary by size.		No Charge
	330442	Michelin		\$1,286.00
	330446	Firestone		\$467.00

LOADER EQUIPMENT

SD T7780 JOYSTICK

	X77802X	Less Joystick		No Charge
	743687	Electr_J/S 3-Button Divertr Electronic Joystick with 3 buttons Required if loader will include 3rd function Diverter Valve		\$1,120.00
	743688	Electronic J/S_Proprtnl Rocker Electronic Joystick with Proportional Rocker Required if loader will include "Live" 3rd function circuit		\$1,370.00

SD T7790 MID-MOUNT VALVES

	X77901X	L/Mid-Mount Valves No Mid-Mount Valves		No Charge
	743689	2 Electronic MMV 2 Electronic Mid-Mount Valves Requires Electronic Joystick (743688 or 743687)		\$2,134.00

**MAXXUM® 140 TRACTOR WITH MULTI-CONTROL
US PRICE LIST**

(Ex Works Port of Entry)

	743690	3 Electronic MMV 3 Electronic Mid-Mount Valves Requires Electronic Joystick (743688)		\$3,270.00
SD T8110 LOADER BRACKETS				
	X0174XX	Less Loader Ready Sideframes		No Charge
Loader Mounting Options				
	743847	Loader Ready Sideframes TPS Horizontal Side Plates for Loader Installation (Not compatible with front hitch option) To complete loader installation, order TPS Vertical Brackets from loader price list.		\$1,608.00
Engine Side Rails				
	330211	Engine side rails Recommended for side-mounted attachments e.g. sprayer tanks. Not compatible with loader equipment.		\$833.00
CAB				
SD T9000 STORAGE BOX/SEAT				
	330869	LH front box Not compatible with instructional seat (330719)		No Charge
	330719	Instructional seat with belt Not compatible with LH Front Box (330869)		\$507.00
SD T9010 REAR CAB STORAGE BO				
	X90101X	No LH rear cab storage box		No Charge
	330871	LH rear cab storage box		\$192.00
SD T9223 RH WINDOW BAR MOUNT				
	X92231X	Less Window Bar Monitor		No Charge
	330666	Monitor Mounting Bracket		\$137.00
SD T9291 REAR WINDOW SUNSHADE				
	X92911X	No Rear Window Sunshade		No Charge
	330579	Rear Window Sunshade		\$175.00
SD T9360 RR MIRRORS				
	X93601X	2 Standard Telescopic		No Charge
	743710	Telescopic/Heated/Remote adjus Electric Adjust		\$448.00
ELECTRICAL				
SD T1040 CHARGING SYSTEMS				
	X0154XX	120 AMP Alternator		No Charge
	336192	150 AMP Alternator		\$132.00

**MAXXUM® 140 TRACTOR WITH MULTI-CONTROL
US PRICE LIST**

(Ex Works Port of Entry)

SD_T7430 BATTERY ISOLATOR SW			
	X74301X	No Battery Isolator	No Charge
	330798	Electronic battery isolator Convenient in-cab battery disconnect switch	\$374.00
SD_T7580 RADAR			
	X75801X	No Radar	No Charge
	334703	Radar Requires A-pillar enhanced instrumentation (330866)	\$700.00
SD_T9131 FRONT WORK LAMPS ON			
	X91311X	L/High Headlight	No Charge
	331661	High Mnt H/Lamp RH High Mount Headlamps on CAB. For Front Hitch Application where standard headlights are obstructed.	\$263.00
SD_T9146 ROTARY BEACON			
	X91461X	No Rotary Beacon	No Charge
	331916	Rotating beacon-left side	\$357.00
SD_T9149 ROTARY BEACON 4			
	X91491X	No Rotary Beacon	No Charge
	333916	Rotating beacon-right side Requires Rotating Beacon, Left Side (331916)	\$357.00
ADDITIONAL EQUIPMENT			
SD_T3600 BRAKE PACK			
	X36101X	Standard HD brake discs	No Charge
	333166	Extended life brake discs	\$289.00
SD_T8231 HPL PRESSURE RETURN			
	X82311X	L/Low pressure return No low pressure return coupler	No Charge
	743682	Low pressure return quick coup Low pressure hydraulic oil return coupler	\$153.00
SD_T9560 FRONT TOOLBOX			
	X95602X	Standard front toolbox	No Charge
	743848	Large Toolbox	\$78.00
SD_T9850 SPECIAL COLORS/PANELS			
	X0181XX	Std Color- W/ Visibility Panel	No Charge

**MAXXUM® 140 TRACTOR WITH MULTI-CONTROL
US PRICE LIST**

(Ex Works Port of Entry)

		330571	Special Color Hi-Profile Roof Roof, Hood, Fenders painted per requested RAL code located at www.ralcolor.com. Please contact Sales Support Team in Racine for further details.		\$3,162.00
		743730	Special Color w/ Chassis Chassis, Roof, Hood, Fenders painted per requested RAL code located at www.ralcolor.com. Please contact Sales Support Team in Racine for further details.		\$6,324.00

WEIGHTS

SD T2150 FRONT BALLAST

Less Wgths Carrier & Tow Hook					
		X21501X	L/ Wght, Carr, Hook		No Charge
Tow Hook Only					
		330222	Tow Hook Only Tow Hook 250 lbs/115 kg Not allowed with Front hitch (743699 or 743700)		\$100.00
Wgths plus Carrier no Tow Hook					
		330219	4 weights plus narrow carrier Narrow Weight Carrier 250 lbs/115 kg, plus 4 Weights 400 lbs/180 kg. Total weight 650 lbs/295 kg. Not compatible with Front hitch (743699 or 743700)		\$816.00
		330220	8 weights plus narrow carrier Narrow Weight Carrier 250 lbs/115 kg, plus 8 Weights 800 lbs/360 kg. Total weight 1050 lbs/475 kg. Not compatible with Front hitch (743699 or 743700)		\$1,309.00
		330221	16 weights plus wide carrier Wide Weight Carrier 362 lbs/164 kg, Plus 16 Weights 1600 lbs/726 kg. Total weight 1962 lbs/890 kg. Not compatible with Loader Ready Sideframe (743847) Not compatible with Front hitch (743699 or 743700)		\$2,440.00
Wgths plus Carrier w/ Tow Hook					
		743773	Weight Pack A Narrow Weight Carrier 250 lbs/115 kg, Plus 2 Weights 200 lbs/90 kg, Plus Center Tow Hook Weight 250 lbs/115 kg. Total weight 700 lbs/320 kg. Not compatible with Front hitch (743699 or 743700)		\$964.00



**MAXXUM® 140 TRACTOR WITH MULTI-CONTROL
US PRICE LIST**

(Ex Works Port of Entry)

	743704	Weight Pack B Narrow Weight Carrier 250 lbs/115 kg, Plus 6 Weights 600 lbs/270 kg, Plus Center Tow Hook Weight 250 lbs/115 kg. Total weight 1100 lbs/500 kg. Not compatible with Front hitch (743699 or 743700)		\$1,502.00
	743705	Weight Pack C Wide Weight Carrier 362 lbs/164 kg, Plus 2 Large Weights 1100 lbs/500 kg, Plus Large Center Tow Hook Weight 1100 lbs/500 kg. Total weight 2562 lbs/1164 kg. Not compatible with Loader Ready Sideframe (743847) Not compatible with Front hitch (743699 or 743700)		\$2,448.00
Weight Carrier Only				
	332217	Wide front weight carrier Wide Weight Carrier 362 lbs/164 kg. Hold up to 16 Weights. Not compatible with Loader Ready Sideframe (743847) Not compatible with Front hitch (743699 or 743700)		\$370.00
	743703	Weight Carrier Narrow Weight Carrier 250 lbs/115 kg Holds up to 8 weights Not compatible with Front hitch (743699 or 743700)		\$223.00
SD_T4960 WHEEL WEIGHTS				
	X49601X	L/Wheel Weights		No Charge
	743706	6x65 Rear Wheels WGHT Not compatible with Shipping Wheels Not compatible with 30mph/50 kph transmission		\$1,024.00

**MAXXUM SERIES T4A CVT TRACTORS
US PRICE LIST**

**(Ex Works Port of Entry)
Standard Equipment**

MODELS:

Maxxum 110 CVT
90 PTO hp @ 2200 RPM

Maxxum 120 CVT
100 PTO hp @ 2200 RPM

Maxxum 130 CVT
110 PTO hp @ 2200 RPM

ENGINE:

273 cu. in. (4.5 L) Displacement
4 Cylinder Turbocharged and
Intercooled Engine with Electronic
Power Management and Constant
RPM feature Power Boost in Transport
and PTO Modes

Tier 4A Emissions Compliant

4 valves per cylinder

Bosch fuel injection pump (electronic)

Air Cleaner w/ Precleaner & Exhaust
Aspiration

Dual element air filter

Hand and foot throttle

Grid Heater Starting Aid

46.2-gallon (175 L) Fuel Tank
with guard

9.8 Gallon (37L) Diesel Exhaust

Fuel (DEF) Tank

Viscous fan (9 Blades)

Engine auto shut down feature

Fuel Cooler

EXHAUST:

A-Post exhaust with integral muffler

OPERATOR PROTECTIVE STRUCTURE:**CAB:**

ROPS protected, flat deck platform
with Standard Cab, with heater and
air conditioner (with 4 speed
pressurizer), tinted windshield with
sunshade, opening hi-visibility roof
window with retractable sun screen,
front and rear intermittent wipers and

OPERATOR PROTECTIVE STRUCTURE:

(continued)

washers, two doors with locks, two
telescoping external mirrors, hinged
rear window (fully opens), radio ready
(speakers, wiring, antenna), rear
window access panel for control /
monitor box or wiring harness
entrance, digital clock, interior storage
box, interior dome light, self cancelling
turn signal, and two external courtesy
lights

Steering wheel: tilt and telescoping

Seat: Deluxe air suspension seat with
operator's presence sensor, seat belt,
and swivel

MultiControl Armrest with Integrated
Transmission, Throttle, PTO and
Hitch Controls

INSTRUMENTATION:

A-Post mounted Analog/Digital
Instrument Cluster with display of
engine oil pressure, fuel level,
coolant temperature and speed,
hitch and PTO operational indicators

TRANSMISSION:

Continuously variable transmission
with standard creep speeds and
Active Stop control feature
25 mph (40 kph) Economy
Transmission

MFD -- 25 mph (40 kph)

Speed varies with tire selection

CLUTCH:

Multi-plate wet clutch design

STEERING/BRAKES:

Hydrostatic Power Steering
Hydraulically actuated wet disc brakes
(self-equalizing and self-adjusting)
Independent parking brake

**MAXXUM SERIES T4A CVT TRACTORS
US PRICE LIST**

**(Ex Works Port of Entry)
Standard Equipment**

HYDRAULICS:

Pressure and flow compensated hydraulic system (PFC):
Variable displacement piston pump
Maximum flow at rated engine speed

HYDRAULICS:(continued)

26.5 gpm (100 l/m) flow (implement pump)
12.4 gpm (47 l/m) flow (steering and operating circuits)
38.9 gpm (147 l/m) total tractor hydraulic flow

3 Closed-center Electronic Remote Valves with in-cab flow control
Hydraulic Tapping Port (Power Beyond Ready)
Fender mounted hydraulic 3rd remote activation switch

AXLES:

MFD Front Axle:
Class III MFD Axle
Electro-hydraulic auto MFD and diff-lock engagement
Fully locking front differential
Dual steering cylinders
Adjustable tread width from 61.4 in. to 88.8 in. (May vary up to 1 in. depending on tires)
55 degree Turning Angle
12 degree Axle Oscillation
Drive Shaft Shield
Standard front tires:
14.9R28 (R1W)

Rear Axle:
Flange type
Wet plate rear differential lock:
MFD - Electro-hydraulic engaged (front and rear)
Standard rear tires:
18.4R38 (R1W)

HITCH:

Electronic draft control (lower link sensing)
3-point hitch category II with flex link ends and telescoping stabilizers
Fast Raise/Lower Control (in cab)
6900 lb/3130 kg lift capacity (OECD) with dual 80mm external assist ram
Rear fender mounted remote hitch switches
Ride control
Swinging drawbar

PTO:

Independent 540/1000 RPM with single reversible shaft
Multi-plate wet clutch design
Electro-hydraulic engagement with soft start/auto feathering
Flip-up PTO shaft guard
Fender mounted PTO control switch

ELECTRICAL:

(1) 12-volt 1300 cca Battery
Geared starter motor (4.2kW)
7-pin outlet for trailer/implement lighting
3-pin implement socket (40 amp)
15 amp screw type positive/negative terminals
Single pin (8 amp) accessory power outlet
120 amp Alternator
ISO/JD (30 amp) socket
Two roof mounted single pin outlets for beacon Cigar lighter

**MAXXUM SERIES T4A CVT TRACTORS
US PRICE LIST**

**(Ex Works Port of Entry)
Standard Equipment**

LIGHTING:

Two halogen front headlights
Ten halogen worklights
Two hood mounted forward facing
Two cab roof mounted forward facing
Two grab rail mounted forward facing
Two cab roof mounted rear facing
Two rear "C"-post mounted rear
facing
Two taillights
Time delayed turn indicators with
audible warning
Front and rear cab roof mounted
flashing safety lights

MISCELLANEOUS:

Pivoting engine hood
SMV emblem
Toolbox
Horn

NEBRASKA TEST REPORT STATUS:

Nebraska Temporary Sales Permit
to be applied for



**MAXXUM SERIES T4A CVT TRACTORS
US PRICE LIST**

(Ex Works Port of Entry)
Models

COMMERCIAL MODEL	ENGINE POWER	Weight	List Price
MAXXUM 110 T4A CVT	90 PTO HP (110 Engine HP)	12,500 LB	\$108,170.00
MAXXUM 120 T4A CVT	100 PTO HP (120 Engine HP)	12,500 LB	\$114,888.00
MAXXUM 130 T4A CVT	110 PTO HP (130 Engine HP)	12,500 LB	\$121,411.00

Factory Supplied Options

Order Code	Description	Weight	List Price
------------	-------------	--------	------------

OPERATOR STRUCTURE

SD_T9200 OPERATOR STRUCTURE #1

	331619	Suspended deluxe cab with high-visibility roof window and high profile cab roof	No Charge
	335937	Susp Cab w/ Tinted heated Rear includes all features of the suspended deluxe cab Plus a heated and tinted rear window.	\$673.00

SD_T9230 CLIMATE CONTROL

	390643	Air Conditioning 390643	No Charge
	330643	A/C Auto temp control	\$622.00

SD_T9553 LUXURY PACK

	391152	Std Steering Wheel	No Charge
	332384	Std Steering Wheel and Carpet	\$164.00

TRANSMISSION

SD_T2800 SPEED

	396247	40 KPH Economy	No Charge
	333247	50 KPH Option	\$1,204.00

SD_T3880 WATERPROOF

	390201	Less Axle Waterproofing	No Charge
--	--------	-------------------------	-----------

SD_T9871 SPEED DECAL

	X98711X	L/Speed Decal	No Charge
	333972	31 MPH Decal for USA	No Charge

**MAXXUM SERIES T4A CVT TRACTORS
US PRICE LIST**

(Ex Works Port of Entry)

	332972	50 KPH Decal for Canada		No Charge
--	--------	-------------------------	--	-----------

PTO

SD T8010 PTO

	330800	540/1000 RPM reversible shaft 1, 1-3/8 in. 6 spline and 1, 1-3/8 in. 21 spline		No Charge
--	--------	---	--	-----------

HITCH

SD T8950 AUX RAMS

	390911	EDC Internal RAM Only		No Charge
	743811	2 External 90mm Cylinders -EDC 3-Point Hitch with two 90mm cylinders. 7,700 lbs (3492 kg) OECD rated lift capacity		\$454.00

SD T8960 3 - POINT LINKAGE-REAR

	331920	Flex link ends Cat II/III		No Charge
	390923	CAT II/III QA Links Quick Attach link - Cat II/III		No Charge

REAR AXLE

SD T3200 REAR AXLE

	391223	Heavy Duty Rear Flange		No Charge
	332351	Heavy Duty Rear 98 Bar Axle		\$1,275.00

REAR WHEELS AND TIRES

SD T4950 REAR WHEELS AND TIRES

	8333406	20.8R38 R1W - MI Brands: Michelin Requires full cover rear fenders (743707 or 743708)		\$1,837.00
	8334406	18.4R38 R1W - MI, FI, and CM Brands: Michelin, Firestone, Continental/Mitas		\$1,336.00
	8364401	16.9R34 A8		(\$1,215.00)
	8370404	14.9R46 Brands CM Brands: Michelin, Continental/Mitas		\$238.00
	8380404	20.8R38 R1W MI, TR Brand: Michelin Requires full cover rear fenders (743707 or 743708)		\$501.00
	8399906	Rear Shipping Wheels Requires front shipping wheels		(\$2,901.00)

**MAXXUM SERIES T4A CVT TRACTORS
US PRICE LIST**

(Ex Works Port of Entry)

	8949401	600/65R38 R1W Fixed Brands: Firestone, Michelin, Goodyear, Continental/Mitas, Trelleborg		\$896.00
Adjustable Rim				
	8328401	18.4R38 MAVT DW15LX Brands: Firestone, Michelin, Continental/Mitas, Trelleborg		No Charge
	8365401	18.4R34 A8 Brands: Firestone, Michelin, Continental/Mitas, Trelleborg		(\$1,129.00)
	8373401	13.6R38 A8 8373401 Brands: Firestone, Continental/Mitas, Trelleborg		\$20.00
	8375501	16.9R38 R1W FI,CM Brands: Firestone, Continental/Mitas, Trelleborg		\$29.00
	8388404	18.4R42 R1W MI Brands: Michelin, Firestone		\$408.00
	8907601	650/60R38 F/Bar AXL Brands: Michelin		\$1,363.00
	8963504	320/90R50 R1W MI, FI Brands: Michelin, Firestone		\$530.00
	8969401	600/65R38 R1W Brands: Firestone, Michelin, Continental/Mitas, Trelleborg		\$896.00
Fixed Rim				
	8907501	650/60R38 Fixed Rim Brands: Michelin		\$896.00
	8919401	480/80R38 Alliance Brands: Nokian		\$1,209.00

FRONT AXLE

SD_T4010 FRONT AXLE

	390409	Class3 Hydraulic Differen Lock		No Charge
	330414	Class III Susp MFD axle w/diff Class 3 suspended MFD axle with hydraulic diff lock Not compatible with 34 inch rear wheels.		\$4,581.00
	330427	CL3 Suspended w/Brakes Class 3 suspended MFD with hydraulic diff lock and brakes Requires hydraulic trailer brakes (330718) or brake logic (330720) Not compatible with 34 inch rear wheels.		\$6,230.00
	330429	Class 4 suspended MFD axle Class 4 suspended MFD axle with multi-plate, fully locking, front differential. Incompatible with 34 inch rear wheels		\$6,025.00
	330408	Class 4 MFD axle w/multi-plate Class 4 MFD axle with multi-plate fully locking, front differential		\$1,078.00

**MAXXUM SERIES T4A CVT TRACTORS
US PRICE LIST**

(Ex Works Port of Entry)

	330430	Class 4 suspend MFD w/ brakes Class 4 suspended MFD axle with multi-plate, fully locking, front differential and brakes. Requires hydraulic trailer brakes (330718) or brake logic (330720) Incompatible with 34 inch rear wheels	\$6,492.00
--	--------	---	------------

FRONT WHEELS AND TIRES

SD T4940 FRONT WHEELS AND TIRES

	8236401	13.6R24 A8	(\$236.00)
	8241404	14.9R28 R1W MI,FI,CM Brands: Michelin, Firestone, Goodyear, Continental/Mitas Requires 18.4R38 R1W	No Charge
	8255404	16.9R28 R1W MI-FI-TR Brands: Michelin, Firestone, Goodyear Requires 20.8R38 R1W	\$620.00
	8258804	14.9R30 Brands: CM Brands: Continental/Mitas Requires 14.9R46 3 Star R1W	\$322.00
	8825401	480/65R28 (R1W) FIXED RIM F/CL Brands: Michelin, Goodyear, Continental/Mitas	\$409.00
	8825501	480/65R28 R1W MI-CM	\$387.00
Class 3 Axle Adjustable Rim			
	8235901	12.4R24 A8 FLANGE	(\$224.00)
	8240402	14.9R24 A8	(\$214.00)
	8241401	14.9R28 A8	No Charge
	8250401	13.6R28 R1W Brands: Firestone, Goodyear, Continental/Mitas Requires 16.9R38 R1W	(\$792.00)
	8258404	14.9R30 R1W MI, TR Brands: Michelin, Firestone, Goodyear Requires 18.4R42 R1W	\$459.00
	8801301	520/60R28 MAVT RIMS Brands: Michelin	\$1,933.00
	8815401	480/65R28 R1W	\$387.00
	8859604	320/85R34 R1W Brands:MI,FI Brands: Michelin, Firestone Requires 320/90R50 R1W	\$562.00
Class 3 Axle Fixed Rim			
	8801401	520/60R28 (R1W) FIXED RIM F/CL	\$2,810.00
	8847401	440/80R24 Alliance Requires 480/80R38 Nokian	\$887.00
Class 3 Axle Shipping Wheels			
	8299905	Front Shipping Wheels-4WD Requires rear shipping wheels	(\$1,105.00)



**MAXXUM SERIES T4A CVT TRACTORS
US PRICE LIST**

(Ex Works Port of Entry)

Class 4 Axle Adjustable Rim			
	8241901	14.9R28 A8 HD	No Charge
	8258704	14.9R30 R1W MI-FI-CM	\$459.00
	8801604	320/85R34 R1W Brands - MI-FI	\$562.00
	8815601	480/65R28 R1W HD	\$387.00
Class 4 Axle Fixed Rim			
	8801601	520/60R28 Fixed HD	\$2,810.00
	8803501	440/80R24 Alliance	\$887.00
Class 4 Axle Shipping Wheels			
	8299906	Front Shipping Wheels	(\$1,105.00)

DRAWBAR

SD T8900 REAR HITCHES/DRAWBAR

	330934	Independent swinging drawbar, Offset w/o Drawbar	No Charge
--	--------	--	-----------

HYDRAULIC REMOTES

SD T8270 REAR REMOTES

	743686	3 Elect Hyd. Rear Remote Valve	No Charge
	743733	4 Elect Hyd. Rear Remote Valve	\$4,092.00

SD T8275 POWER BEYOND COUPLE

	390710	Hyd Power Beyond Capped	No Charge
	332352	Low Pressure Return	\$156.00
	420828	Power beyond supply and return Power beyond coupler manifold Not allowed with 4 Electro-Hydraulic Rear Remote Valve (743733)	\$657.00
	332428	Power Beyond and Low Pressure	\$826.00

INSTRUMENTATION

SD T7610 INSTRUMENT PANEL

	390763	"A" Pillar for CIH Basic Instr	No Charge
	330866	A-Post mounted ICU w/ key pad A-Post mounted Integrated Control Unit with enhanced key pad and performance monitor	\$100.00

STEERING COLUMN

SD T6300 STEERING OR AUTOGUIDANCE READY

	391630	Std. Steering	No Charge
--	--------	---------------	-----------

**MAXXUM SERIES T4A CVT TRACTORS
US PRICE LIST**

(Ex Works Port of Entry)

	743723	Advanced Steering		\$1,571.00
--	--------	-------------------	--	------------

SEATS

SD T8500 SEAT

	390709	Deluxe Air Suspension Standard Seat		No Charge
	330709	Deluxe air susp. heated seat Low frequency air suspension with operator's presence sensor, heated seats and seat belt		\$1,092.00

TRAILER BRAKES

SD T7130 TRLR BRK VLV

	390711	Less trailer brakes		No Charge
	744783	Brake Logic Valve 744783		\$336.00
	744784	Hydraulic Trailer Brake UNI		\$966.00

SD T7230 PNEUM TRAILER BRAKE

	390729	L/ Pneumatic Trailer Brakes		No Charge
	332727	Pneumatic Trailer B		\$6,843.00

STARTING AIDS

SD T1938 WEATHER PACK

	332346	Grid Heater 332346		No Charge
--	--------	--------------------	--	-----------

FENDERS

REAR FENDERS

SD T8700 FENDERS

	391153	Standard Fenders		No Charge
	743707	Full Cover 92.1 in./2340 mm rear fenders.		\$618.00
	743708	Full Cover with extension Full cover with 3 in./ 75 mm wide extensions.		\$949.00

FRONT FENDERS

SD T8740 FRONT FENDERS

	390875	Less Front Fender		No Charge
	333884	Dynamic fenders 16.5 in. wide Front fenders 420 mm wide		\$672.00

**MAXXUM SERIES T4A CVT TRACTORS
US PRICE LIST**

(Ex Works Port of Entry)

	334884	Dynamic fenders 18.9 in. wide Front fenders 480 mm wide		\$773.00
	335884	Dynamic fenders 21.3 in. wide Front fenders 540 mm wide		\$834.00

FRONT HITCH

SD T8100 FRONT THREE POINT HITCH

	390811	Less Front Linkage		No Charge
	743699	Front hitch Requires Hose Packages 331926 or 332926 Not compatible with Front Loader		\$6,690.00
	743700	Front Hitch w/ PTO (6 spline) Requires Hose Packages 331926 or 332926 Shaft size: OD 1 3/8" (35mm), 6-spline, 1000 rpm @ 1895 engine rpm The shaft rotates in an counter-clockwise direction, when looking from the front of the tractor. Not compatible with Front Loader		\$14,011.00

SD T8300 HOSES FOR FHPL

	330926	Hose pkg for frt hit w/ MRRV		No Charge
	331926	Hose pkg for frt hit w/ ERRV Hose completing package for front hitch - from Electronic rear remotes Requires 4 Elect Hyd. Rear Remote Valves (743733) Requires Front Hitch (743699 or 743700) Not compatible with front weights or front weight carrier Not compatible with Loader Ready Sideframes (743847)		No Charge
	332355	FHPL with Front Coupler		\$166.00
	332926	Hose pkg for frt hit w/ MMV Hose completing package for front hitch - from Mid-mount valves Requires Mid-Mount Valve (743689 or 743690) Requires Front Hitch (743699 or 743700) Not compatible with front weights or front weight carrier Not compatible with Loader Ready Sideframes (743847)		No Charge
	390926	Less Tubes for FHPL		No Charge

ADDITIONAL OPERATOR'S MANUAL

SD T9802 OPERATORS MANUAL

	333986	Spanish operator's manual,		No Charge
	X98021X	No Spanish Operator Manual		No Charge

**MAXXUM SERIES T4A CVT TRACTORS
US PRICE LIST**

(Ex Works Port of Entry)

SD T9803 FRENCH OPERATOR MANUAL

	330472	French operator's manual		No Charge
	X98031X	No French Operator Manual		No Charge

OTHER EQUIPMENT - P2

TIRE BRAND PREFERENCE

SD T4900 TIRE CATEGORY CHOICE

	330438	No Tire Brand Preference Tire brands are subject to availability. If the Tire Brand Preference Code is ordered, the plant will install the brand selected. If no Tire Brand Preference is selected, a tire from existing inventory will be installed. This could include the selection you made or the same tire size in Firestone, Goodyear, Michelin, or Continental/Mitas. Availability of brands vary by size.		No Charge
	330439	Continental		\$467.00
	330442	Michelin		\$1,286.00
	330446	Firestone		\$467.00
	330418	TRELLEBORG		\$467.00

AUTOGUIDANCE

SD T9223 RH WINDOW BAR MOUNT

	390665	Fixings for Mounted Monitor		No Charge
	330668	RH Window Bar w/large display		\$5,075.00
	330667	RH Window Bar Display Ready		\$222.00
	330666	Monitor Mounting Bracket		\$137.00

SD T9228 RH ARMREST MOUNT

	390686	Less Armrest Monitor.		No Charge
	330688	RH Armrest w/ large display		\$5,092.00

LOADER EQUIPMENT

SD T7780 JOYSTICK

	394782	Less Joystick with EDC POD		No Charge
	337782	Electr J/S_3-Button Divertr Electronic Joystick with 3 buttons Required if loader will include 3rd function Diverter Valve		\$1,120.00
	339782	Electr J/S w/ Proprtnl Rocker Electronic Joystick with Proportional Rocker Required if loader will include "Live" 3rd function circuit		\$1,370.00

**MAXXUM SERIES T4A CVT TRACTORS
US PRICE LIST**

(Ex Works Port of Entry)

SD T7790 MID-MOUNT VALVES

	390560	Less Mid-Mount Valves		No Charge
	743689	2 Electronic MMV 2 Electronic Mid-Mount Valves Requires Electronic Joystick (743688 or 743687)		\$2,134.00
	743690	3 Electronic MMV 3 Electronic Mid-Mount Valves Requires Electronic Joystick (743688 or 743687)		\$3,270.00

SD T8110 LOADER BRACKETS

	390819	Less Loader Ready		No Charge
	331605	TPS Loader Ready Frame		\$1,608.00

CAB

SD T7620 SPEAKERS

	390653	Radio Predisposition.		No Charge
	743711	Deluxe Radio. With high performance speakers		\$325.00
	743714	Deluxe Radio 743714 With HP speakers and Bluetooth		\$750.00

SD T9000 STORAGE BOX/SEAT

	330869	LH front box Not compatible with instructional seat (330719)		No Charge
	330719	Instructional seat with belt Not compatible with LH Front Box (330869)		\$507.00

SD T9010 REAR CAB STORAGE BO

	390906	Less Rear Cab Storage Box		No Charge
	330871	LH rear cab storage box		\$192.00

SD T9291 REAR WINDOW SUNSHADE

	X92911X	No Rear Window Sunshade		No Charge
	330579	Rear Window Sunshade		\$175.00

SD T9360 RR MIRRORS

	390825	2 x Telescopic Mirror 390825		No Charge
	743710	Telescopic/Heated/Remote adjus Electric Adjust		\$448.00

ELECTRICAL

SD T1040 CHARGING SYSTEMS

	391192	120 AMP Alternator		No Charge
	336192	150 AMP Alternator		\$132.00
	332192	200 AMP Alternator		\$205.00

**MAXXUM SERIES T4A CVT TRACTORS
US PRICE LIST**

(Ex Works Port of Entry)

SD T7430 BATTERY ISOLATOR SW

	390798	Less Electr Battery Isolator		No Charge
	330798	Electronic battery isolator Convenient in-cab battery disconnect switch		\$374.00

SD T7580 RADAR

	390703	Less Radar		No Charge
	334703	Radar Requires A-pillar enhanced instrumentation (330866)		\$700.00

SD T9131 FRONT WORK LAMPS ON

	390661	Less High Mounted Headlamp		No Charge
	331661	High Mnt H/Lamp RH High Mount Headlamps on CAB. For Front Hitch Application where standard headlights are obstructed.		\$263.00

SD T9146 ROTARY BEACON

	X91461X	No Rotary Beacon		No Charge
	331916	Rotating beacon-left side		\$357.00
	335916	2 Beacons RH and LH Side		\$714.00

ADDITIONAL EQUIPMENT

SD T3600 BRAKE PACK

	390166	Std. Heavy Duty Brake Discs		No Charge
	333166	Extended life brake discs		\$289.00

SD T9850 SPECIAL COLORS/PANELS

	392500	Base Color With Hi-visibility Roof		No Charge
	330571	Special Color Hi-Profile Roof Includes roof, hood, and fenders		\$3,162.00

WEIGHTS

SD T2150 FRONT BALLAST

	330217	Narrow front weight carrier Narrow Weight Carrier 250 lbs/115 kg Holds up to 8 weights Not compatible with Front hitch (743699 or 743700)		\$223.00
	330219	4 weights plus narrow carrier Narrow Weight Carrier 250 lbs/115 kg, plus 4 Weights 400 lbs/180 kg. Total weight 650 lbs/295 kg. Not compatible with Front hitch (743699 or 743700)		\$816.00



**MAXXUM SERIES T4A CVT TRACTORS
US PRICE LIST**

(Ex Works Port of Entry)

	330220	8 weights plus narrow carrier Narrow Weight Carrier 250 lbs/115 kg, plus 8 Weights 800 lbs/360 kg. Total weight 1050 lbs/475 kg. Not compatible with Front hitch (743699 or 743700)		\$1,309.00
	330221	16 weights plus wide carrier Wide Weight Carrier 362 lbs/164 kg, Plus 16 Weights 1600 lbs/726 kg. Total weight 1962 lbs/890 kg. Not compatible with Loader Ready Sideframe (743847) Not compatible with Front hitch (743699 or 743700)		\$2,440.00
	330223	Weight Pack-A Narrow Weight Carrier 250 lbs/115 kg, Plus 2 Weights 200 lbs/90 kg, Plus Center Tow Hook Weight 250 lbs/115 kg. Total weight 700 lbs/320 kg. Not compatible with Front hitch (743699 or 743700)		\$964.00
	330224	Weight Pack-B Narrow Weight Carrier 250 lbs/115 kg, Plus 6 Weights 600 lbs/270 kg, Plus Center Tow Hook Weight 250 lbs/115 kg. Total weight 1100 lbs/500 kg. Not compatible with Front hitch (743699 or 743700)		\$1,502.00
	330228	Weight Pack-C Wide Weight Carrier 362 lbs/164 kg, Plus 2 Large Weights 1100 lbs/500 kg, Plus Large Center Tow Hook Weight 1100 lbs/500 kg. Total weight 2562 lbs/1164 kg. Not compatible with Loader Ready Sideframe (743847) Not compatible with Front hitch (743699 or 743700)		\$2,448.00
	332217	Wide front weight carrier Wide Weight Carrier 362 lbs/164 kg. Hold up to 16 Weights. Not compatible with Loader Ready Sideframe (743847) Not compatible with Front hitch (743699 or 743700)		\$370.00
	390444	Two Hook Only Tow Hook 250 lbs/115 kg Not allowed with Front hitch (743699 or 743700)		No Charge

SD_T4960 WHEEL WEIGHTS

	X49601X	L/Wheel Weights		No Charge
	330628	6 - 143lb/65kg rear whl wghts		\$1,024.00



PARTS DIVISION SUPPLIED ACCESSORIES FOR Maxxum EP SERIES (Tier IV)

Part Number	Description	Maxxum	Maxxum Multicontroller	Maxxum CVT
	ENGINE			
718203024	Grid Heater 4cyl 4v (recommended for climates -10 to -18C)	X	X	X
718203034	Grid Heater 6cyl 4v (recommended for climates -10 to -18C)	X	X	
TBA	Engine coolant heater & transmission oil heater - 110V	X	X	X
TBA	Engine coolant heater & transmission oil heater - 240V	X	X	X
718204044	Fuel Heater	X	X	X
719831040	Fuel Cooler (4cyl)	X	X	X
719831050	Fuel Cooler (6cyl)	X	X	X
718770014	Hydraulic Pump Drive Kit (Driveshaft)	X	X	X
710245094	Engine Side Rails - 6cyl models only (not compatible with loader brackets)	X	X	
	TRANSMISSION			
718100014	Creeper Speed for 24x24 and 16x16	X	X	
	FRONT FWD AXLE			
718510024	Dynamic Fenders (420 mm wide) for all FWD axles	X	X	X
718511024	Dynamic Fenders (480 mm wide) for all FWD axles	X	X	X
	REAR FENDERS			
710869064	Rear Fender extensions for narrow fenders (non susp. cab) (06)	X		
710869114	Rear Fender extensions for narrow fenders (susp. cabs) (06)	X	X	X
	Mechanical Rear Remote Valves - 3rd & 4th Deluxe Closed-Center Rear Remote Valves.			
718715064	Additional Rear Remote (from 2 to 3)	X		
710020024	Additional Rear Remote (from 3 to 4)	X		
	Detent Removal Kits for Mechanical Rear Remotes Valves			
718362010	Zero detent kit for single RCV spool (Closed centre valves) For Valve without float	X		
719362010	Zero detent kit for single RCV spool (Closed centre valves) For Valve with float	X		
	Electro hydraulic Rear Remote Valves			
719411134	Electro hydraulic Remote slice 3 to 4 GARU- Case IH EHS 1		X	X
719143100	Hydraulic Power Beyond Slice with Flat face couplers	X	X	X
719979024	Hydraulic free flow return kit	X	X	X
	Mid-Mount Valves / Joysticks			
710921024	2-Function Mechanical Mid-Mount Valve and Joystick Control. For models with 80 l/min fixed pump.	X		
710919044	2-Function Mechanical Mid-Mount Valve and Joystick Control. For tractors equipped with 113 l/min CCLS pump.	X		
718918014	Mechanical Mid-Mount Value kit 2 to 3 slice	X		



PARTS DIVISION SUPPLIED ACCESSORIES FOR Maxxum EP SERIES (Tier IV)

Part Number	Description	Maxxum	Maxxum Multicontroller	Maxxum CVT
719763034	Electronic Mid Mount valve kit (2 slice) - joystick not included (16x16)		X	
TBA	Electronic Mid Mount valve kit (2 slice) - joystick not included (CVT)			X
	Mid-Mount Valves / Joysticks (Continued)			
718756034	Additional slice to electronic MMV (2-3) (16x16/CVT)		X	X
719300024	Electronic Joystick with proportional simultaneous control of 3rd function (Multicontroller)		X	X
719301024	Electronic joystick with 2 ancillary buttons for 12 v supply to diverter valve (CIH)		X	X
	PNEUMATIC TRAILER BRAKES			
718264014	PNEUMATIC AIR BRAKE BASE KIT (Used with all finishing kits)			X
718266014	UNIVERSAL PNEUMATIC AIR BRAKE FINISHING KIT			X
	REAR LINKAGE			
719790024	Hydraulic Adjust Top Link			X
	WEIGHT GROUP			
	Front Weights Carriers and Mounting Hardware (less weights)			
710023024	Standard front weight carrier less weights	X	X	X
710022014	Wide front weight carrier less weights	X	X	X
	Front Weights			
719065044	8 pack (99 lb./45 kg) of front weights and hardware -does not include weight carrier	X	X	X
710061034	1000 kg front end weight & attaching hardware CIH	X	X	X
	Rear Wheel Weights			
47127369	Rear Wheel Weights (143 lb/65kg); requires hardware refer to Parts Catalog	X	X	X
	OPERATOR'S AREA			
718794014	(2) External Telescoping Arms for Rear View Mirrors. This kit changes units with standard mirrors to telescoping mirrors. This kit does not include the mirrors	X		
710577014	Carbon Filter Kit	X	X	X
718577024	Left-Hand Rear Storage Box	X	X	X
719570014	Sunshade for rear window	X	X	X
719774034	30 amp Front Power Socket	X	X	X
710762034	Rotary Beacon Kit (including mounts)	X	X	X
710036074	Instructional Seat with belt	X	X	X
718658014	(1) High Intensity Work lamp -- roof mounted (front or rear)	X	X	X
718177034	Front headlights kit for grabrails RH dip		X	X
719766044	2 x worklamps on "C" Pillar CIH		X	X
719876014	Wide view internal mirror	X	X	X
-----	Radios and Installation Kits -- After Sales Marketing; Ship Direct Program.			



PARTS DIVISION SUPPLIED ACCESSORIES FOR Maxxum EP SERIES (Tier IV)

Part Number	Description	Maxxum	Maxxum Multicontroller	Maxxum CVT
INSTRUMENTS & PERFORMANCE MONITORS				
710686024	Monitor Mounting Bracket	X	X	X
719343014	Mounting bracket and harness for mounting SWCD/FRED (includes 'baler bar' mounting bracket and harness--does not include screen)			X
84401031	Kit to fit AFS 700 Screen (FRED) to end of CIH armrest (includes mounting bracket, fixings and harness. Screen is not included)		X	X
719344074	Isobus Harness and Socket for vehicles with SWCD or CODI screens		X	X
	Note ISOBUS Virtual Terminal Capability means when connected to a compatible implement the screen will show information from the implement and the screen can be used to control settings for the implement. If the implement requires the use of tractor information then a TECU (DIA kit 710059024) will be required.			
710059014	TECU For use with tractors already fitted with ISOBUS virtual terminal and Socket. This is an additional module that allows tractor information to be used by an implement connected to the ISOBUS socket. The functionality is to ISOBUS Class 1 Tractor Basic Information and includes: <ul style="list-style-type: none"> • Wheel based speed • Ground based speed • Rear hitch position and 'in work' indication • Engine RPM • PTO RPM • PTO engaged indication • Implement power control • Equivalent message of trailer lighting socket (indicators, brake lights etc) • Selected language 			X
MISCELLANEOUS				
718914034	Drawbar Clevis for offset drawbar	X	X	X
718106044	Reverse Alarm Kit	X		
719161014	Reverse Alarm and Light Kit	X	X	
710960024	APUH viewing mirror		X	X
710982024	French Language Decal Kit	X	X	X
710986024	Spanish Language Decal Kit	X	X	X
FRONT PTO & Hitch Couples				
718041044	Front PTO only, 6 spline 1000RPM (not suitable for factory front 3 point hitch)	X	X	X
719098084	Front PTO only, 6 spline 1000RPM (For factory front 3 point hitch w/ 16X16)	X		
719098094	Front PTO only, 6 spline 1000RPM (For factory front 3 point hitch)		X	X
719793014	Front PTO, 21 spline shaft conversion	X	X	
718344034	2 front mount hyd couplers operated from 1 remote (for Front Hitch 4cyl models)	X	X	X
718344044	2 front mount hyd couplers operated from 1 remote (for Front Hitch 6cyl models)	X	X	X



U.S. Shipping Wheel Program for Maxxum Series Tractors

Case IH dealers are able to order a Maxxum Series tractor with returnable shipping wheels. The intention of this program is to help dealers sell Case IH tractors to their retail customers with the desired tires and wheels when Case IH can not offer a unique option from the factory.

Program Details:

1. While placing an order for the tractor the dealer chooses front and rear shipping wheel order codes where applicable.
2. Case IH will deliver the tractor to the dealer with the shipping wheels.
3. The dealer is invoiced per set for the following amounts

Order Codes	Maxxum Tractors
Rears - 8399906	\$(2,901)
Fronts - 8299905	\$(1,105)
Fronts - 8299906	\$(1,105)

4. Upon receipt of the tractor the dealer will dismount the shipping wheels, place them on a wooden skid and band them to the skid for return to a consolidation point. Wheels must be returned to the collection center clean, free of debris and shrink-wrapped.
5. Case IH has consolidation points set up in North America where the shipping wheels must be returned. The address of the U.S. consolidation point is:

CNH America
2700 Broening Hwy
Dundalk Marine Terminal - Lot 100/Building 100
Baltimore, MD 21222

6. Contact your Case IH Sales Support Specialist advising him/her of the location where you will be returning your shipping tires.
7. Your Case IH Sales Support Specialist will issue an RGA number.
8. Securely attach the RGA to your shipment so that it is identifiable to the receiving party.
9. Contact the freight line of your choice to make arrangements to return the shipping wheels to the consolidation point. Freight to return the shipping wheels from the Case IH dealer to the consolidation point must be pre-paid by the dealer. **The freight cost will NOT be reimbursed.**
10. Upon receipt of the shipping wheels at the consolidation point your Case IH dealer account will be credited the following amounts:

Rears - codes 8399906 credit	\$840
Fronts - codes 8299905 & 8299906 credit	\$560

If you have any questions regarding this program please contact your Sales Support Specialist.



PURCHASED PROTECTION

Pricing and program details can be found on the Dealer Portal or by contacting the CPP hotline @ 1-866-606-1802. Not all models are eligible for CPP.

CONSTRUCTION EQUIPMENT

U.S. PRICE LIST

SKID STEER LOADER

PL-200 SL SAP REVISION 12A

**EFFECTIVE FEBRUARY 11, 2013
REVISED JUNE 4, 2013**

THIS IS AN ELECTRONIC COPY ONLY – HARD COPIES WILL NOT BE DISTRIBUTED.

This price list is intended for dealers with the Skid Steer (SL) contract only.

The prices included in this revision supersede any prices established prior to the effective date shown unless specifically identified in a price bulletin as superseding this price list.

Below is a list of Family(s) and Model(s) that are included in this price list.

Skid Steers

SR130
SR150
SR175
SV185
SR200
SR220
SR250
SV250
SV300

PLEASE NOTE: Retain the price book pages of the discontinued series for your records.

**Copyright 2013 By
CNH America LLC**



General Information

Prices shown herein are suggested prices only and in no way are they to be construed as limiting or restricting the dealer in his determination of the ultimate retail selling price. It is understood that the dealers are free to determine their selling price. Subject to any Federal, State or local laws.

Where shown herein liquid capacities are U.S. measure unless otherwise noted.

ADVANCE FREIGHT

Advance freight will be added to the machinery invoice as a separate net charge for machinery shipped from field locations or from other than specified Ex Works locations.

PRICES

Prices are Ex Works factory, where the goods are manufactured, except where noted. For detailed information concerning prices, please refer to your OPERATING GUIDE.

Prices and specifications are subject to change without notice.

CONTENTS OF ORGANIZATION

Case Construction Equipment Inc issues price lists and revisions covering each Case contract. U.S. Price List is published in U.S. funds. Canadian Price List is published in Canadian funds. Assure that you are using the correct price list. The Canadian price lists are denoted by a Maple Leaf on the price list cover page and the symbol "(CDN)" is printed at the head of the Factory Supplied Attachments List columns.

Freight, duty and sales taxes are NOT included in any wholegoods or attachment prices shown in the price list. Any appropriate freight, duty, Federal, State, and Provincial taxes will be added to the machinery invoice as separate net charges.

PROCEDURE

The price pages for each machine (or group of machines) lists both "Factory" and "Factory Supplied Attachments".

Each price list is comprised of the various machines sold under that contract. Each price book section has "Factory", "Factory Supplied Attachments", or "Third Party Supplied Attachments" pages. When ordering and pricing a machine follow the ordering instructions listed for that machine. Attachments listed following the "Factory Supplied Attachments" or "Third Party Supplied Attachments" heading are available for installation in the field.

ATTACHMENTS

Expect Attachments to be shipped within 2 -3 weeks from order entry.



General Information

DISTRIBUTION OF PRICE LISTS / REQUESTS FOR ADDITIONAL COPIES

Price lists will be provided electronically via that Dealer Portal.

Contact information for additional copies of Case Construction Equipment Price Lists

Additional price lists, divider tabs and binders may be ordered at the Document Management Center. From Dealer Portal click on Tools then Document Management Center link. Any questions you can call the Document Management Center at 262-636-7540

You will only receive price lists for contracts covered by your current Dealer Agreement with the Company.

The revisions are dated and are effective as of that date. However, PRICES ARE SUBJECT TO CHANGE WITHOUT NOTICE.



**SKID STEER LOADER
TABLE OF CONTENTS**

SKID STEER LOADER

SR130 &SR150 SKID STEER LOADER	
Standard Features	SL-7
Price List	SL-9
Attachment Dependency Matrix.....	SL-15
Factory Supplied Attachments.....	SL-17
SR175 & SV185 SKID STEER LOADER	
Standard Features	SL-21
Price List	SL-23
Attachment Dependency Matrix.....	SL-29
Tire Dependency Matrix.....	SL-33
Factory Supplied Attachments.....	SL-35
SR200 SKID STEER LOADER	
Standard Features	SL-41
Price List	SL-43
Attachment Dependency Matrix.....	SL-49
Tire Dependency Matrix.....	SL-53
Factory Supplied Attachments.....	SL-55
SR220 SKID STEER LOADER	
Standard Features	SL-59
Price List	SL-61
Attachment Dependency Matrix.....	SL-67
Tire Dependency Matrix.....	SL-71
Factory Supplied Attachments.....	SL-73
SR250 SKID STEER LOADER	
Standard Features	SL-77
Price List	SL-79
Attachment Dependency Matrix.....	SL-85
Tire Dependency Matrix.....	SL-89
Factory Supplied Attachments.....	SL-91
SV250 SKID STEER LOADER	
Standard Features	SL-95
Price List	SL-97
Attachment Dependency Matrix.....	SL-103
Tire Dependency Matrix.....	SL-107
Factory Supplied Attachments.....	SL-109
SV300 SKID STEER LOADER	
Standard Features	SL-113
Price List	SL-115
Attachment Dependency Matrix.....	SL-121
Tire Dependency Matrix.....	SL-125
Factory Supplied Attachments.....	SL-127



(This page intentionally left blank)

SR130 & SR160 T4 FINAL SKID STEER LOADER
US PRICE LIST

(Ex Works Wichita, KS)
Standard Equipment

ENGINE:

For SR130

- ISM N844L-F/M4 water cooled diesel engine
- 134 CID (2.2 L) Naturally Aspirated Tier 4 Final Certified
- Horsepower:
 - Gross 48
 - Net 45
 - Peak torque 105.5 lb•ft (143 N•m)

For SR160

- ISM N844LT-F/M4 water cooled diesel engine
- 134 CID (2.2 L) Turbo Tier 4 Final Certified
- Horsepower:
 - Gross 60
 - Net 57
 - Peak torque 139 lb•ft (188 N•m)
- 120 amp alternator
- Air cleaner - dual element
- Anti-freeze solution to -34° F
- Fuel tank - 16 gal. (U.S.)
- Spark Arresting Diesel Particulate Filter (DPF) Muffler
- Single Plane, Top and Bottom Oil Cooler/Radiator Configuration
- Glow Plugs
- Maintenance free 925 CCA battery with master disconnect

OPERATOR'S PROTECTIVE

STRUCTURE:

- ROPS/FOPS Level 1 canopy with side screens
- Control lockout system
- Tilt forward ROPS/FOPS
- Electric parking brake control
- Electronic Hand throttle
- Electronic Foot throttle
- Mechanical H-Pattern hand controls
- Operator's compartment floor cleanout
- Rear window with emergency escape
- Padded seat bar with integral arm rests

OPERATOR'S PROTECTIVE

STRUCTURE (Continued):

- Basic Non-Suspension Seat, vinyl with 2" retractable lap seat belt
- Foot rest
- Dome Light
- 12V Power plug socket
- Cup holder
- Top window
- Headliner
- Alarm package (backup and horn)

OTHER STANDARD FEATURES:

- Lights - 2 front, 2 side, 2 rear flood (halogen)
- Pre-wired for rotating beacon
- Service access hood, lockable
- Single point daily service
- Tail lights
- Remote oil drain
- Remote Oil and Fuel Filters
- Manual Quick Coupler

INSTRUMENTATION:

- Advanced Instrument Cluster with Hour meter, fuel gauge, engine and oil temperature gauge, diagnostic features and security lock-out
- Warning lights with alarms:
 - Engine coolant temperature
 - Systems Critical Stop
 - Electronic System Indicator
 - Engine System Indicator
 - Hydraulic System Indicator
 - Hydraulic oil temperature
- Warning alarms:
 - Battery voltage (plus display)
 - Diesel Particulate Filter (DPF)
- Indicator Light:
 - Engine preheat
 - Parking brake
 - Seat bar reminder



**SR130 & SR160 T4 FINAL SKID STEER LOADER
US PRICE LIST**

**(Ex Works Wichita, KS)
Standard Equipment**

DRIVE:

Manual controlled hydrostatic four
wheel drive
Spring applied hydraulic release
(SAHR) disc parking brake
Dynamic braking
ASA #80 drive chain

HYDRAULICS:

6 micron oil filtration system
3 spool loader control valve
Auxiliary hydraulics, Proportional thumb
wheel activated: loader arm
mounted with ISO specification flat
face "connect-under-pressure"
disconnects
Including case drain
Standard duty hydraulic oil cooler
Loader arm float position
Auxiliary hydraulic function lockout
override
Loader arm circuit lockout override

LOADER:

Mechanical attachment coupler
Radial arm geometry
Loader lift arm support strut
For SR130:
SAE operating load: 1300 lbs.
Tipping load: 2600 lbs.
For SR160:
SAE operating load: 1600 lbs.
Tipping load: 3200 lbs.

TIRES:

10 X 16.5 Heavy Duty - 59 inch
Over-the-Tire Width (OTW)



**SR130 & SR160 T4 FINAL SKID STEER LOADER
US PRICE LIST**

(Ex Works Wichita, KS)

Models

COMMERCIAL MODEL	Weight	Factory Data	List Price
SR130-T4B	8,900 LB		\$36,068.00
SR160-T4B	8,900 LB		\$39,909.00



**SR130 & SR160 T4 FINAL SKID STEER LOADER
US PRICE LIST**

(Ex Works Wichita, KS)

Factory Supplied Options

Order Code	Description	Weight	Factory Data	List Price
------------	-------------	--------	--------------	------------

CONTROLS AND TRANSMISSION

SD_01401 DRIVE CONTROL TYPE

	761040	Hand Controls (H-Pattern)		No Charge
	761041	Foot and Hand Controls		No Charge
	761042	E-H Controls		No Charge

SD_01100 CONTROLS LEVEL

	761028	1 Speed Mechanical Controls		No Charge
	761030	1 Speed E-H Controls Electro-Hydraulic Switchable (ISO-H Pattern) Controls with Single Speed		\$2,245.00

ROPS/CAB

SD_05009 CAB

	761043	Open Cab (No Heat or HVAC) with top window and keyed start		No Charge
	761046	Enclosed Cab with Heater Includes side windows, front glass door with wiper, shoulder belt, radio with speakers and keyless start		\$4,474.00
	761184	Enclosed Cab w/Heat -Demo Door Includes side windows, 3/4" polycarbonate front door with wiper, shoulder belt, radio with speakers and keyless start		\$6,383.00

SD_05016 OPEN CAB TRIM

	X05016X	No Open Cab Interior Trim Pkg		No Charge
	761186	Open Cab Interior Trim Package For use with Open Cab. Covers interior sides and rear.		\$330.00

SD_05185 CAB SEAT

	761050	Non Suspension Seat		No Charge
	761052	Suspension Seat (Vinyl)		\$411.00
	761062	Air Ride Suspension Seat (Fabric) with temperature control (may not be ordered with Open Cab option 761043)		\$1,035.00

**SR130 & SR160 T4 FINAL SKID STEER LOADER
US PRICE LIST**

(Ex Works Wichita, KS)

COUPLER

SD_K5101 COUPLERS

	726003	Manual Coupler			No Charge
	726004	Hydraulic heavy duty coupler			\$1,126.00

BLOCK HEATER

SD_02086 BLOCK HEATER

	X02086X	No Block Heater			No Charge
	761048	Block Heater (120V)			\$161.00

OPERATOR MANUALS

SD_32035 LANGUAGE OPTIONS

	761085	English USA			No Charge
	761088	French Canadian			No Charge
	761097	Spanish Latin American			No Charge

OPTIONAL PACKAGES

SD_01201 OPTION PACKAGES

	761032	Standard Equipment Only			No Charge
	761033	Performance Package Contains ON/OFF One-Way Self Leveling and Ride Control			\$1,257.00

TIRES

SD_16068 TIRE OPTIONS

	8501207	10x16.5 Heavy Duty (59 OTW) 8PR Stamped Center			No Charge
	8501307	10x16.5 Premium (59 OTW) 8PR Stamped Center			\$278.00
	8501407	10x16.5 Premium-Liner (59 OTW) 8PR Stamped Center			\$453.00
	8501507	27x10.5-15 Premium (64 OTW) (for over-the-wheel tracks only) 8PR Stamped Center			\$268.00
	8502107	10x16.5 Non-Pneumatic (64 OTW) 10PR Stamped Center			\$3,523.00



**SR130 & SR160 T4 FINAL SKID STEER LOADER
US PRICE LIST**

(Ex Works Wichita, KS)

FRONT ATTACHMENTS

BUCKETS

SD_K5231 BUCKETS

	XK5231X	No Bucket			No Charge
Dirt & Foundry Bucket					
	761123	60" Dirt & Foundry Bucket (1524 mm), 11.5 cu. ft. Heaped Capacity			\$855.00
	761124	66" Dirt & Foundry Bucket (1676 mm), 15.2 cu. ft. Heaped Capacity			\$942.00
	761125	72" Dirt & Foundry Bucket (1829 mm), 16.7 cu. ft. Heaped Capacity			\$1,071.00
Heavy Duty Dirt Bucket					
	761141	66" Heavy Duty Dirt Bucket (1676 mm), 13.3 cu. ft. Heaped Capacity			\$1,215.00
	761142	72" Heavy Duty Dirt Bucket (1829 mm), 14.6 cu. ft. Heaped Capacity			\$1,329.00
Light Material Bucket					
	761135	60" Light Material Bucket (1524 mm), 19.7 cu. ft. Heaped Capacity			\$752.00
	761136	72" Light Material Bucket (1829 mm), 23.7 cu. ft. Heaped Capacity			\$901.00
Low Profile Buckets					
	761127	60" Low Profile Bucket (1524 mm), 11.5 cu. ft. Heaped Capacity			\$803.00
	761128	66" Low Profile Bucket (1676 mm), 13.2 cu. ft. Heaped Capacity			\$886.00
	761129	72" Low Profile Bucket (1829 mm), 14.5 cu. ft. Heaped Capacity			\$968.00
Low Profile Extended Bucket					
	761130	60" Low Profile Extended (1524 mm), 14.3 cu. ft. Heaped Capacity			\$896.00
	761131	66" Low Profile Extended (1676 mm), 15.5 cu. ft. Heaped Capacity			\$989.00
	761132	72" Low Profile Extended (1829 mm), 17.1 cu. ft. Heaped Capacity			\$1,076.00
Manure & Slurry Bucket					
	761138	60" Manure-Slurry Bucket (1524 mm), 16.7 cu. ft. Heaped Capacity			\$762.00
	761139	72" Manure-Slurry Bucket (1829 mm), 19.1 cu. ft. Heaped Capacity			\$917.00



**SR130 & SR160 T4 FINAL SKID STEER LOADER
US PRICE LIST**

(Ex Works Wichita, KS)

SPILL GUARDS

SD_K5400 SPILL GUARDS

	XK5400X	No Spill Guard			No Charge
	761176	66" Spill Guard For use with Heavy Duty Buckets only			\$196.00
	761177	72" Spill Guard For use with Heavy Duty Buckets only			\$216.00

BOLT ON CUTTING EDGES

SD_K6399 BOLT ON CUTTING EDGE

	XK6399X	No Bolt on Cutting Edge			No Charge
	761145	60" Bolt on Cutting Edge			\$211.00
	761146	66" Bolt on Cutting Edge			\$232.00
	761147	72" Bolt on Cutting Edge			\$258.00

MOVE TO BIC

SD_K6440 OFF-SITE SERVICE

	XK6440X	No Offsite Service Arrangement			No Charge
	761175	Offsite Service Arrangement Pricing is dealer negotiated with offsite contractor.			No Charge

SPECIAL PAINT

SD_50103 SPECIAL PAINT

	X50103X	No Special Paint			No Charge
	726029	Special Paint The price listed is for a color change only from the standard factory color: CNH #86609760 (MS42-Tan). All Special Color formulations will be applied using approved factory processes and materials. Metallic or other special formulations and/or materials are not available. A color chip must be provided to CNH for non CNH colors. A minimum lead time of 8 business weeks will be required prior to production. Unless specified, regular production decals will be applied. Requests can be made that decals not be applied. However, SAFETY decals MUST BE APPLIED in all cases. The following components remain CNH grey: lift & bucket cylinders, front coupler and attachments, ROPS, side screens, rear hood, upper chassis and control links.			\$3,213.00



(This page intentionally left blank)

**SR130 - SR160 - T4
DIA Kit Dependency Matrix**

Kits not listed Do Not Require Completing Parts or Kits

Key: W = Wholegoods, order directly from plant
S = Service Parts, Order through Service Parts System

If you order this kit from Wholegoods		And the unit is equipped with		Then you also need
735159006	COMPLETE HEAT KIT	Mechanical Controls AND Open ROPS	W	• Glass Door - 735011006 or • Demo Door - 735012006 • Side Window Kit - 735013006 • Seat Belt Kit - 735146006
			S	• Cab Jumper Harness - 47550196
		E-H Controls AND Open ROPS	W	• Glass Door - 735011006 or • Demo Door - 735012006 • Side Window Kit - 735013006 • Seat Belt Kit - 735146006
			S	• Cab Jumper Harness - 47550198
735011006	GLASS FRONT DOOR KIT	Mechanical Controls AND Open ROPS	W	• Seat Belt Kit - 735146006
			S	• Cab Jumper Harness - 47550196
		E-H Controls AND Open ROPS	W	• Seat Belt Kit - 735146006
			S	• Cab Jumper Harness - 47550198
735012006	DEMO FRONT DOOR KIT	Mechanical Controls AND Open ROPS	W	• Seat Belt Kit - 735146006
			S	• Cab Jumper Harness - 47550196
		E-H Controls AND Open ROPS	W	• Seat Belt Kit - 735146006
			S	• Cab Jumper Harness - 47550198
735016006	RADIO KIT	Mechanical Controls AND Open ROPS	W	• Seat Belt Kit - 735146006
			S	• Cab Jumper Harness - 47550196
		E-H Controls AND Open ROPS	W	• Seat Belt Kit - 735146006
			S	• Cab Jumper Harness - 47550198

**SR130 - SR160 - T4
DIA Kit Dependency Matrix**

Kits not listed Do Not Require Completing Parts or Kits

Key: W = Wholegoods, order directly from plant
S = Service Parts, Order through Service Parts System

If you order this kit from Wholegoods		And the unit is equipped with		Then you also need
735020006	ROAD LIGHTS KIT	Mechanical Controls WITH Standard Features OR Performance Package AND Manual Coupler	S	• Options Harness Kit - 47550198
			S	• Jumper Harness - 84407841
		Mechanical Controls WITH Standard Features OR Performance Package AND Hydraulic Coupler	S	• Jumper Harness - 84407841
		Mechanical Controls WITH ANY High Flow Package AND Manual Coupler	S	• Jumper Harness - 84407841
		E-H Controls WITH ANY Package	S	• Jumper Harness - 84407841
735023016	RIDE CONTROL KIT	Mechanical Controls WITH Standard Features ONLY	W	• RH Handle Kit - 735136006 *with any 2 speed, no additional handle is required
735037026	SINGLE POINT LIFT HOOK KIT	Any Control Type WITH ANY Package	S	Replace Rear 2X Tire/Rim assemblies with 84239454 LH and 84239456 RH

If ordering multiple option kits, only one chassis option harness or cab harness is needed and any hardware/options already installed will not need to be ordered

All items identified as kits are Wholegoods; Prior released harnesses and kits will come from Service Parts.

Harnesses need extra attention to ensure connecting harnesses will link up with desired kit, please select harness which is newer to, or prior to implementation machine serial number as needed.



**SR130 & SR160 T4 FINAL SKID STEER LOADER
US PRICE LIST**

(Ex Works Wichita, KS)

Factory Supplied Attachments

Order Code	Description	Weight	Factory Data	List Price
Basic Attachments				
735030006	Demo Rear Door Kit	32 LB		\$330.00
735006006	Beacon Kit	1 LB		\$165.00
735007006	4-Corner LED Strobe Kit	24 LB		\$536.00
735159006	Heater Complete Must order applicable harness. Reference dependency matrix.	135 LB		\$1,472.00
735146006	Three Point Seat Belt	2 LB		\$250.00
735011006	Glass Front Door Kit Center mounted wiper Requires three point seat belt. Must order applicable harness. Reference dependency matrix.	182 LB		\$1,653.00
735012006	Demo Front Door Kit Center mounted wiper Requires three point seat belt. Must order applicable harness. Reference dependency matrix.	182 LB		\$2,905.00
735013006	Cab Side Windows Kit	139 LB		\$927.00
735016006	Radio Kit Must order applicable harness. Reference dependency matrix.	16 LB		\$443.00
735150006	Open Cab Interior Trim Kit For use with Open Cab. Covers interior sides and rear.	20 LB		\$399.00
735020006	Road Light Kit Must order applicable harness. Reference dependency matrix.	33 LB		\$649.00
735124006	Side Lamp Kit	6 LB		\$272.00
735022006	One Way Self Level Kit	9 LB		\$520.00
735023016	Ride Control Kit Must order applicable handle. Reference dependency matrix.	32 LB		\$515.00
735024026	Hydraulic Coupler Kit	172 LB		\$1,324.00
735037026	Single Point Lift Hook Kit	284 LB		\$1,102.00
735038006	FOPS Level 2 Modification Kit	61 LB		\$368.00
735039006	Extra Counterweight Kit	231 LB		\$443.00
735040086	Aspirator Kit For use with Tier 4 models only	14 LB		\$340.00
735040006	Aspirator Kit For use with Tier 3 models ONLY.	15 LB		\$340.00
735042006	Interior Mirror Kit	4 LB		\$62.00
735045006	Foot Control Kit Not available for units equipped with Electro Hydraulic (EH) controls. For use with Tier 3 models ONLY.	58 LB		\$659.00
735045046	Foot Control Kit Not available for units equipped with Electro Hydraulic (EH) controls. For use with Tier 4 models ONLY.	60 LB		\$659.00
735047016	120V Block Heater Kit	3 LB		\$221.00
735151036	Debris Seal Kit Reduces debris ingress to engine compartment and chassis For use with Tier 3 models ONLY.	29 LB		\$363.00

**SR130 & SR160 T4 FINAL SKID STEER LOADER
US PRICE LIST**

(Ex Works Wichita, KS)

	735151076	Debris Seal Kit Reduces debris ingress to engine compartment and chassis For use with Tier 4 models ONLY.	27 LB		\$363.00
--	-----------	---	-------	--	----------

Handles - E-H Models

	735126006	LH EH Handle Kit (NO 2nd Aux) Adds Front Electric on all models except SR130 and SR160	1 LB		\$191.00
	735127006	RH EH Handle Kit Adds Front Electric on all models except SR130 and SR160	1 LB		\$191.00

Handles - Mechanical Models

	735134006	LH Mechanical Handle Kit (NO 2nd Aux) Adds Front Electric.	1 LB		\$191.00
	735136006	RH Mechanical Handle Kit Adds Front Electric.	2 LB		\$191.00

Pallet Forks

	735075006	Pallet Fork Frame w/48" Tines	540 LB		\$1,355.00
--	-----------	-------------------------------	--------	--	------------

Dirt & Foundry Bucket

	735053016	60" Dirt & Foundry Bucket (1524 mm), 11.5 cu. ft. heaped capacity	293 LB		\$855.00
	735054016	66" Dirt & Foundry Bucket (1676 mm), 15.2 cu. ft. Heaped Capacity	374 LB		\$942.00
	735055016	72" Dirt & Foundry Bucket (1829 mm), 16.7 cu. ft. Heaped Capacity	407 LB		\$1,071.00

Low Profile Bucket

	735057016	60" Low Profile Bucket (1524 mm), 11.5 cu. ft Heaped Capacity	367 LB		\$803.00
	735058016	66" Low Profile Bucket (1676 mm), 13.2 cu. ft. Heaped Capacity	431 LB		\$886.00
	735059016	72" Low Profile Bucket (1829 mm), 14.5 cu. ft. Heaped Capacity	471 LB		\$968.00

Low Profile Extended Bucket

	735060016	60" Low Profile Extended Bucket (1524 mm), 14.3 cu. ft. Heaped Capacity	391 LB		\$896.00
	735061016	66" Low Profile Extended Bucket (1676 mm), 15.5 cu. ft. Heaped Capacity	460 LB		\$989.00
	735062016	72" Low Profile Extended Bucket (1829 mm), 17.1 cu. ft. Heaped Capacity	504 LB		\$1,076.00

Light Material Bucket

	735065016	60" Light Material Bucket (1524 mm), 19.7 cu. ft. Heaped Capacity	360 LB		\$752.00
	735066016	72" Light Material Bucket (1829 mm), 23.7 cu. ft. Heaped Capacity	466 LB		\$901.00

Manure & Slurry Bucket

	735068016	60" Manure-Slurry Bucket (1524 mm), 16.7 cu. ft. Heaped Capacity	360 LB		\$762.00
--	-----------	---	--------	--	----------



**SR130 & SR160 T4 FINAL SKID STEER LOADER
US PRICE LIST**

(Ex Works Wichita, KS)

	735069016	72" Manure-Slurry Bucket (1829 mm), 19.1 cu. ft. Heaped Capacity	469 LB		\$917.00
--	-----------	---	--------	--	----------

Heavy Duty Dirt Bucket

	735071016	66" Heavy Duty Dirt Bucket (1676 mm), 13.3 cu. ft. Heaped Capacity	449 LB		\$1,215.00
	735072016	72" Heavy Duty Dirt Bucket (1829 mm), 14.6 cu. ft. Heaped Capacity	501 LB		\$1,329.00

Heavy Duty Tire Assembly

	735082006	10x16.5 Heavy Duty (59 OTW) RH Kit Reference Loader Stop matrix. 1 tire assembly	116 LB		\$354.00
	735104006	10x16.5 Heavy Duty (59 OTW) LH Kit Reference Loader Stop matrix. 1 tire assembly	116 LB		\$354.00

Premium Tire Assembly

	735083006	10x16.5 Premium (59 OTW) RH Kit Reference Loader Stop matrix. 1 tire assembly	127 LB		\$425.00
	735105006	10x16.5 Premium (59 OTW) LH Kit Reference Loader Stop matrix. 1 tire assembly	127 LB		\$425.00
	735122006	27x10.5-15 Premium (64 OTW) RH Kit Reference Loader Stop matrix. 1 tire assembly	158 LB		\$331.00
	735123006	27x10.5-15 Premium (64 OTW) LH Kit Reference Loader Stop matrix. 1 tire assembly	158 LB		\$331.00

Premium-Liner Tire Assembly

	735084006	10x16.5 Premium-Liner (59 OTW) RH Kit Reference Loader Stop matrix. 1 tire assembly	90 LB		\$470.00
	735106006	10x16.5 Premium-Liner (59 OTW) LH Kit Reference Loader Stop matrix. 1 tire assembly	90 LB		\$470.00

Non-Pneumatic Tire Assembly

	735091006	10x16.5 Non-Pneumatic (64 OTW) RH Kit Reference Loader Stop matrix. 1 tire assembly	251 LB		\$1,098.00
	735112006	10x16.5 Non-Pneumatic (64 OTW) LH Kit Reference Loader Stop matrix. 1 tire assembly	251 LB		\$1,098.00



(This page intentionally left blank)

**SR175 & SV185 T4 FINAL SKID STEER LOADER
US PRICE LIST**

**(Ex Works Wichita, KS)
Standard Equipment**

ENGINE:

For SR175

ISM N844LTA-DI-F-50/E4 water cooled diesel engine
134 CID (2.2 L) Turbo Aftercooled Tier 4 Final Certified
High Pressure Common Rail (HPCR) Fuel Injection
Horsepower:
- Gross 67
- Net 64
- Peak torque 153 lb•ft (208 N•m)

For SV185

ISM N844LTA-DI-F-45/E4 water cooled diesel engine
134 CID (2.2 L) Turbo Aftercooled Tier 4 Final Certified
High Pressure Common Rail (HPCR) Fuel Injection
Horsepower:
- Gross 60
- Net 57
- Peak torque 135 lb•ft (183 N•m)

120 amp alternator
Air cleaner - dual element
Anti-freeze solution to -34° F
Fuel tank - 20 gal. (U.S.)
Spark Arresting Diesel Oxidation Catalyst (DOC) Muffler
3-stack, after cooler, radiator, oil cooler configuration
Glow Plugs
Maintenance free 925 CCA battery with master disconnect

OPERATOR'S PROTECTIVE

STRUCTURE:

ROPS/FOPS Level 1 canopy with side screens
Control lockout system
Tilt forward ROPS/FOPS
Electric parking brake control
Electronic Hand throttle
Electronic Foot throttle
Mechanical H-Pattern hand controls

OPERATOR'S PROTECTIVE

STRUCTURE (Continued):

Operator's compartment floor cleanout
Rear window with emergency escape
Padded seat bar with integral arm rests
Basic Non-Suspension Seat, vinyl with 2" retractable lap seat belt
Foot rest
Dome Light
12V Power plug socket
Cup holder
Tool Pocket
Top window
Headliner
Alarm package (backup and horn)

OTHER STANDARD FEATURES:

Lights - 2 front, 2 side, 2 rear flood (halogen)
Pre-wired for rotating beacon
Service access hood, lockable
Single point daily service
Tail lights
Remote oil drain
Remote Oil and Fuel Filters

INSTRUMENTATION:

Advanced Instrument Cluster with Hour meter, fuel gauge, engine and oil temperature gauge, diagnostic features and security lock-out
Warning lights with alarms:
Engine coolant temperature
Systems Critical Stop
Electronic System Indicator
Engine System Indicator
Hydraulic System Indicator
Hydraulic oil temperature
Warning alarms:
Battery voltage (plus display)
Indicator Light:
Engine preheat
Parking brake
Seat bar reminder



**SR175 & SV185 T4 FINAL SKID STEER LOADER
US PRICE LIST**

**(Ex Works Wichita, KS)
Standard Equipment**

DRIVE:

Manual controlled hydrostatic four wheel drive
Spring applied hydraulic release (SAHR) disc parking brake
Dynamic braking
ASA #80 drive chain

HYDRAULICS:

6 micron oil filtration system
3 spool loader control valve
Auxiliary hydraulics, Proportional thumb wheel activated: loader arm mounted with ISO specification flat face "connect-under-pressure" disconnects
Including case drain
Heavy duty hydraulic oil cooler
Loader arm float position
Auxiliary hydraulic function lockout override
Loader arm circuit lockout override

LOADER:

Mechanical attachment coupler
For SR175:
Radial arm geometry
Loader lift arm support strut
SAE operating load: 1750 lbs.
Tipping load: 3500 lbs.
For SV185:
Vertical Lift Geometry
In-CAB loader lock
SAE operating load: 1850 lbs.
Tipping load: 3700 lbs.

TIRES

10 X 16.5 Heavy Duty - 64 inch
Over-the-Tire Width (OTW)



**SR175 & SV185 T4 FINAL SKID STEER LOADER
US PRICE LIST**

(Ex Works Wichita, KS)

Models

COMMERCIAL MODEL	Weight	Factory Data	List Price
SR175-T4B	7,565 LB		\$40,639.00
SV185-T4B	7,565 LB		\$43,691.00



**SR175 & SV185 T4 FINAL SKID STEER LOADER
US PRICE LIST**

(Ex Works Wichita, KS)

Factory Supplied Options

Order Code	Description	Weight	Factory Data	List Price
------------	-------------	--------	--------------	------------

CONTROLS AND TRANSMISSION

SD_01401 DRIVE CONTROL TYPE

	761040	Hand Controls (H-Pattern)		No Charge
	761041	Foot and Hand Controls		No Charge
	761042	E-H Controls		No Charge

SD_01100 CONTROLS LEVEL

	761028	1 Speed Mechanical Controls		No Charge
	761029	2 Speed Mechanical Controls		\$1,586.00
	761031	2 Speed E-H Controls Electro-Hydraulic Switchable (ISO-H Pattern) Controls with Two Speed		\$3,831.00

ROPS/CAB

SD_05009 CAB

	761043	Open Cab (No Heat or HVAC) with top window and keyed start		No Charge
	761046	Enclosed Cab with Heater Includes side windows, front glass door with wiper, shoulder belt, radio with speakers and keyless start		\$4,474.00
	761045	Enclosed Cab with Heater & AC Includes side windows, front glass door with wiper, shoulder belt, radio with speakers and keyless start		\$6,069.00
	761184	Enclosed Cab w/Heat -Demo Door Includes side windows, 3/4" polycarbonate front door with wiper, shoulder belt, radio with speakers and keyless start		\$6,383.00
	761183	Enclosed Cab w/HVAC -Demo Door Includes side windows, 3/4" polycarbonate front door with wiper, shoulder belt, radio with speakers and keyless start		\$7,977.00

SD_05016 OPEN CAB TRIM

	X05016X	No Open Cab Interior Trim Pkg		No Charge
	761186	Open Cab Interior Trim Package For use with Open Cab. Covers interior sides and rear.		\$330.00

SD_05185 CAB SEAT

	761050	Non Suspension Seat		No Charge
--	--------	---------------------	--	-----------

**SR175 & SV185 T4 FINAL SKID STEER LOADER
US PRICE LIST**

(Ex Works Wichita, KS)

	761052	Suspension Seat (Vinyl)			\$411.00
	761062	Air Ride Suspension Seat (Fabric) with temperature control (may not be ordered with Open Cab option 761043)			\$1,035.00

COUPLER

SD_K5101 COUPLERS

	726003	Manual Coupler			No Charge
	726004	Hydraulic heavy duty coupler			\$1,126.00

BLOCK HEATER

SD_02086 BLOCK HEATER

	X02086X	No Block Heater			No Charge
	761048	Block Heater (120V)			\$161.00

OPERATOR MANUALS

SD_32035 LANGUAGE OPTIONS

	761085	English USA			No Charge
	761088	French Canadian			No Charge
	761097	Spanish Latin American			No Charge

OPTIONAL PACKAGES

SD_01201 OPTION PACKAGES

	761032	Standard Equipment Only			No Charge
	761033	Performance Package Contains ON/OFF One-Way Self Leveling and Ride Control			\$1,257.00
	761034	Front Electric/Multi-Function Contains Front Electric (Multi-Function) for Standard Auxiliaries			\$670.00
	761035	Performance w/Front Electric Contains ON/OFF One-Way Self Leveling, Ride Control and Front Electric			\$1,926.00
	761036	High Flow Package Contains High Flow Hydraulics with Front Electric			\$2,678.00
	761037	High Flow Plus Package Contains Front Electric, High Flow Hydraulics, ON/OFF One-way Self Leveling and Ride Control			\$3,935.00



**SR175 & SV185 T4 FINAL SKID STEER LOADER
US PRICE LIST**

(Ex Works Wichita, KS)

TIRES

SD_16068 TIRE OPTIONS

	8501707	10x16.5 Heavy Duty (64 OTW) 8PR Stamped Center			No Charge
	8501807	10x16.5 Premium (64 OTW) 8PR Stamped Center			\$278.00
	8501907	10x16.5 Premium-Liner (64 OTW) 8PR Stamped Center			\$453.00
	8502007	10x16.5 Severe Duty (64 OTW) 10PR Stamped Center			\$474.00
	8502107	10x16.5 Non-Pneumatic (64 OTW) 10PR Stamped Center			\$3,523.00
	8503107	12x16.5 Heavy Duty (70 OTW) 10PR Stamped Center			\$371.00
	8503207	12x16.5 Premium (70 OTW) 10PR Stamped Center			\$592.00
	8503307	12x16.5 Premium-Liner (70 OTW) 10PR Stamped Center			\$762.00

FRONT ATTACHMENTS

BUCKETS

SD_K5231 BUCKETS

	XK5231X	No Bucket			No Charge
Dirt & Foundry Bucket					
	761124	66" Dirt & Foundry Bucket (1676 mm), 15.2 cu. ft. Heaped Capacity			\$942.00
	761125	72" Dirt & Foundry Bucket (1829 mm), 16.7 cu. ft. Heaped Capacity			\$1,071.00
	761126	78" Dirt & Foundry Bucket (1981 mm), 18.4 cu. ft. Heaped Capacity			\$1,112.00
Heavy Duty Dirt Bucket					
	761141	66" Heavy Duty Dirt Bucket (1676 mm), 13.3 cu. ft. Heaped Capacity			\$1,215.00
	761142	72" Heavy Duty Dirt Bucket (1829 mm), 14.6 cu. ft. Heaped Capacity			\$1,329.00
	761143	78" Heavy Duty Dirt Bucket (1981 mm), 15.9 cu. ft. Heaped Capacity			\$1,442.00
Light Material Bucket					
	761136	72" Light Material Bucket (1829 mm), 23.7 cu. ft. Heaped Capacity			\$901.00
	761137	84" Light Material Bucket (2134 mm), 27.9 cu. ft. Heaped Capacity			\$1,051.00



**SR175 & SV185 T4 FINAL SKID STEER LOADER
US PRICE LIST**

(Ex Works Wichita, KS)

Low Profile Buckets						
		761128	66" Low Profile Bucket (1676 mm), 13.2 cu. ft. Heaped Capacity			\$886.00
		761129	72" Low Profile Bucket (1829 mm), 14.5 cu. ft. Heaped Capacity			\$968.00
Low Profile Extended Bucket						
		761131	66" Low Profile Extended (1676 mm), 15.5 cu. ft. Heaped Capacity			\$989.00
		761132	72" Low Profile Extended (1829 mm), 17.1 cu. ft. Heaped Capacity			\$1,076.00
		761133	78" Low Profile Extended (1981 mm), 18.6 cu. ft. Heaped Capacity			\$1,164.00
		761134	84" Low Profile Extended (2134 mm), 20.2 cu. ft. Heaped Capacity			\$1,257.00
Manure & Slurry Bucket						
		761139	72" Manure-Slurry Bucket (1829 mm), 19.1 cu. ft. Heaped Capacity			\$917.00
		761140	84" Manure-Slurry Bucket (2134 mm), 22.5 cu. ft. Heaped Capacity			\$1,066.00

SPILL GUARDS

SD_K5400 SPILL GUARDS

		XK5400X	No Spill Guard			No Charge
		761176	66" Spill Guard For use with Heavy Duty Buckets only			\$196.00
		761177	72" Spill Guard For use with Heavy Duty Buckets only			\$216.00
		761178	78" Spill Guard For use with Heavy Duty Buckets only			\$237.00

BOLT ON CUTTING EDGES

SD_K6399 BOLT ON CUTTING EDGE

		XK6399X	No Bolt on Cutting Edge			No Charge
		761146	66" Bolt on Cutting Edge			\$232.00
		761147	72" Bolt on Cutting Edge			\$258.00
		761148	78" Bolt on Cutting Edge			\$278.00
		761149	84" Bolt on Cutting Edge			\$299.00

MOVE TO BIC

SD_K6440 OFF-SITE SERVICE

		XK6440X	No Offsite Service Arrangement			No Charge
		761175	Offsite Service Arrangement Pricing is dealer negotiated with offsite contractor.			No Charge



**SR175 & SV185 T4 FINAL SKID STEER LOADER
US PRICE LIST**

(Ex Works Wichita, KS)

SPECIAL PAINT

SD_50103 SPECIAL PAINT

	X50103X	No Special Paint			No Charge
	726029	<p>Special Paint</p> <p>The price listed is for a color change only from the standard factory color: CNH #86609760 (MS42-Tan). All Special Color formulations will be applied using approved factory processes and materials. Metallic or other special formulations and/or materials are not available. A color chip must be provided to CNH for non CNH colors. A minimum lead time of 8 business weeks will be required prior to production. Unless specified, regular production decals will be applied. Requests can be made that decals not be applied. However, SAFETY decals MUST BE APPLIED in all cases. The following components remain CNH grey: lift & bucket cylinders, front coupler and attachments, ROPS, side screens, rear hood, upper chassis and control links.</p>			\$3,213.00

SR175 - SV185 - T4
DIA Kit Dependency Matrix

Kits not listed Do Not Require Completing Parts or Kits

Key: W = Wholegoods, order directly from plant
S = Service Parts, Order through Service Parts System

If you order this kit from Wholegoods		And the unit is equipped with		Then you also need
735158086 (SR175 - Tier 4)	COMPLETE HEATER AND AIR CONDITIONER KIT	Mechanical Controls AND Open ROPS	W	<ul style="list-style-type: none"> • Glass Door - 735011006 or • Demo Door - 735012006 • Seat Belt Kit - 735146006 • Side Window Kit - 735013006
			S	<ul style="list-style-type: none"> • Cab Jumper Harness - 47550196
		E-H Controls AND Open ROPS	W	<ul style="list-style-type: none"> • Glass Door - 735011006 or • Demo Door - 735012006 • Seat Belt Kit - 735146006 • Side Window Kit - 735013006
			S	<ul style="list-style-type: none"> • Cab Jumper Harness - 47550198
735158126 (SV185 - Tier 4)	COMPLETE HEATER AND AIR CONDITIONER KIT	Mechanical Controls AND Open ROPS	W	<ul style="list-style-type: none"> • Glass Door - 735011006 or • Demo Door - 735012006 • Seat Belt Kit - 735146006 • Side Window Kit - 735013006
			S	<ul style="list-style-type: none"> • Cab Jumper Harness - 47550196
		E-H Controls AND Open ROPS	W	<ul style="list-style-type: none"> • Glass Door - 735011006 or • Demo Door - 735012006 • Seat Belt Kit - 735146006 • Side Window Kit - 735013006
			S	<ul style="list-style-type: none"> • Cab Jumper Harness - 47550198
735158006 (SR175 - Tier 3)	COMPLETE HEATER AND AIR CONDITIONER KIT	Mechanical Controls AND Open ROPS	W	<ul style="list-style-type: none"> • Glass Door - 735011006 or • Demo Door - 735012006 • Seat Belt Kit - 735146006 • Side Window Kit - 735013006
			S	<ul style="list-style-type: none"> • Cab Jumper Harness - 47550196
		E-H Controls AND Open ROPS	W	<ul style="list-style-type: none"> • Glass Door - 735011006 or • Demo Door - 735012006 • Seat Belt Kit - 735146006 • Side Window Kit - 735013006
			S	<ul style="list-style-type: none"> • Cab Jumper Harness - 47550198

**SR175 - SV185 - T4
DIA Kit Dependency Matrix**

Kits not listed Do Not Require Completing Parts or Kits

Key: W = Wholegoods, order directly from plant
S = Service Parts, Order through Service Parts System

If you order this kit from Wholegoods		And the unit is equipped with		Then you also need
735158026 (SV185 - Tier 3)	COMPLETE HEATER AND AIR CONDITIONER KIT	Mechanical Controls AND Open ROPS	W	• Glass Door - 735011006 or • Demo Door - 735012006 • Seat Belt Kit - 735146006 • Side Window Kit - 735013006
			S	• Cab Jumper Harness - 47550196
		E-H Controls AND Open ROPS	W	• Glass Door - 735011006 or • Demo Door - 735012006 • Seat Belt Kit - 735146006 • Side Window Kit - 735013006
			S	• Cab Jumper Harness - 47550198
735159006	COMPLETE HEAT KIT	Mechanical Controls AND Open ROPS	W	• Glass Door - 735011006 or • Demo Door - 735012006 • Side Window Kit - 735013006 • Seat Belt Kit - 735146006
			S	• Cab Jumper Harness - 47550196
		E-H Controls AND Open ROPS	W	• Glass Door - 735011006 or • Demo Door - 735012006 • Side Window Kit - 735013006 • Seat Belt Kit - 735146006
			S	• Cab Jumper Harness - 47550198
735011006	GLASS FRONT DOOR KIT	Mechanical Controls AND Open ROPS	W	• Seat Belt Kit - 735146006
			S	• Cab Jumper Harness - 47550196
		E-H Controls AND Open ROPS	W	• Seat Belt Kit - 735146006
			S	• Cab Jumper Harness - 47550198
735012006	DEMO FRONT DOOR KIT	Mechanical Controls AND Open ROPS	W	• Seat Belt Kit - 735146006
			S	• Cab Jumper Harness - 47550196
		E-H Controls AND Open ROPS	W	• Seat Belt Kit - 735146006
			S	• Cab Jumper Harness - 47550198

**SR175 - SV185 - T4
DIA Kit Dependency Matrix**

Kits not listed Do Not Require Completing Parts or Kits

Key: W = Wholegoods, order directly from plant
S = Service Parts, Order through Service Parts System

If you order this kit from Wholegoods		And the unit is equipped with		Then you also need
735016006	RADIO KIT	Mechanical Controls AND Open ROPS	W	• Seat Belt Kit - 735146006
			S	• Cab Jumper Harness - 47550196
		E-H Controls AND Open ROPS	W	• Seat Belt Kit - 735146006
			S	• Cab Jumper Harness - 47550198
735020066 (SR175)	ROAD LIGHTS KIT	Mechanical Controls WITH Standard Features OR Performance Package AND Manual Coupler	W	• Options Harness Kit - 47357840 *All Machine S/N Prior to SR175 S/N: NDM452018, SV185 S/N: NDM444088 - Please Consult Service Parts to find Matching Kit for Legacy Machines
735020056 (SV185)	ROAD LIGHTS KIT	Mechanical Controls WITH Standard Features OR Performance Package AND Manual Coupler	S	• Options Harness Kit - 47357840 *All Machine S/N Prior to SR175 - T4 S/N: NCM440597, SV185 - T4 S/N: NCM450857 - Please Consult Service Parts to find Matching Kit for Legacy Machines
735021006 (SR175)	MULTI-FUNCTION ELECTRICAL MECHANICAL KIT	Mechanical Controls WITH Standard Features OR Performance Package AND Hydraulic Coupler	W	• LH Handle Kit - 735134006 • RH Handle Kit - 735136006
			S	• Options Harness Kit - 47357840 *All Machine S/N Prior to SR175 S/N: NDM452018, SV185 S/N: NDM444088 - Please Consult Service Parts to find Matching Kit for Legacy Machines
735021016 (SV185)	MULTI-FUNCTION ELECTRICAL MECHANICAL KIT	Mechanical Controls WITH Standard Features OR Performance Package AND Hydraulic Coupler	W	• LH Handle Kit - 735134006 • RH Handle Kit - 735136006
			S	• Options Harness Kit - 47357840 *All Machine S/N Prior to SR175 S/N: NDM452018, SV185 S/N: NDM444088 - Please Consult Service Parts to find Matching Kit for Legacy Machines
735125006 (SR175)	MULTI-FUNCTION ELECTRICAL E-H KIT	E-H Controls WITH Standard Features OR Performance Package	W	• LH Handle Kit - 735126006 • RH Handle Kit - 735127006
735125016 (SV185)	MULTI-FUNCTION ELECTRICAL E-H KIT	E-H Controls WITH Standard Features OR Performance Package	W	• LH Handle Kit - 735126006 • RH Handle Kit - 735127006
735023006	RIDE CONTROL KIT	Mechanical Controls WITH Standard Features ONLY	W	• RH Handle Kit - 735136006
				*with any 2 speed, no additional handle is required
735024006 (SR175)	HYDRAULIC COUPLER KIT	Mechanical Controls WITH Standard Features OR Performance Package	S	• Options Harness Kit - 47357840 *All Machine S/N Prior to SR175 S/N: NDM452018, SV185 S/N: NDM444088 - Please Consult Service Parts to find Matching Kit for Legacy Machines
735024016 (SV185)	HYDRAULIC COUPLER KIT	Mechanical Controls WITH Standard Features OR Performance Package	S	• Options Harness Kit - 47357840 *All Machine S/N Prior to SR175 S/N: NDM452018, SV185 S/N: NDM444088 - Please Consult Service Parts to find Matching Kit for Legacy Machines

**SR175 - SV185 - T4
DIA Kit Dependency Matrix**

Kits not listed Do Not Require Completing Parts or Kits

Key: W = Wholegoods, order directly from plant
S = Service Parts, Order through Service Parts System

If you order this kit from Wholegoods		And the unit is equipped with		Then you also need
735025016 (SR175)	HIGH FLOW AUXILIARY KIT Tier 3 Use - S/N NCM440596 and Prior	Mechanical Controls WITH Standard Features OR Performance Package	S	Options Harness Kit - 47357840 *All Machine S/N Prior to SR175 S/N: NCM428688, SV185 S/N: NCM443777 - Please Consult Service Parts to find Matching Kit for Legacy Machines
735025096 (SR175)	HIGH FLOW AUXILIARY KIT Tier 4 Use - S/N NCM440597 and After	Mechanical Controls WITH Standard Features OR Performance Package	S	Options Harness Kit - 47357840 *All Machine S/N Prior to SR175 S/N: NDM452018, SV185 S/N: NDM444088 - Please Consult Service Parts to find Matching Kit for Legacy Machines
735025006 (SV185)	HIGH FLOW AUXILIARY KIT Tier 3 Use S/N NCM450856 and Prior	Mechanical Controls WITH Standard Features OR Performance Package	S	Options Harness Kit - 47357840 *All Machine S/N Prior to SR175 S/N: NCM428688, SV185 S/N: NCM443777 - Please Consult Service Parts to find Matching Kit for Legacy Machines
735025086 (SV185)	HIGH FLOW AUXILIARY KIT Tier 4 Use S/N NCM450857 and After	Mechanical Controls WITH Standard Features OR Performance Package	S	Options Harness Kit - 47357840 *All Machine S/N Prior to SR175 S/N: NDM452018, SV185 S/N: NDM444088 - Please Consult Service Parts to find Matching Kit for Legacy Machines
735027016 (SR175)	SECOND HYDRAULIC FRONT AUXILIARY KIT	Mechanical Controls WITH Standard Features OR Performance Package	W	2nd Aux LH Handle Kit - 735135006
		Mechanical Controls WITH Standard Features OR Performance Package	S	Options Harness Kit - 47357840 *All Machine S/N Prior to SR175 S/N: NDM452018, SV185 S/N: NDM444088 - Please Consult Service Parts to find Matching Kit for Legacy Machines
		Mechanical Controls WITH ANY High Flow Package	W	2nd Aux LH Handle Kit - 735135006
		E-H Controls WITH ANY Package	W	2nd Aux LH Handle Kit - 735132006
735027006 (SV185)	SECOND HYDRAULIC FRONT AUXILIARY KIT	Mechanical Controls WITH Standard Features OR Performance Package	W	2nd Aux LH Handle Kit - 735135006
		Mechanical Controls WITH Standard Features OR Performance Package	S	Options Harness Kit - 47357840 *All Machine S/N Prior to SR175 S/N: NDM452018, SV185 S/N: NDM444088 - Please Consult Service Parts to find Matching Kit for Legacy Machines
		Mechanical Controls WITH ANY High Flow Package	W	2nd Aux LH Handle Kit - 735135006
		E-H Controls WITH ANY Package	W	2nd Aux LH Handle Kit - 735132006

If ordering multiple option kits, only one chassis option harness or cab harness is needed and any hardware/options already installed will not need to be ordered

All items identified as kits are Wholegoods; Prior released harnesses and kits will come from Service Parts.

Harnesses need extra attention to ensure connecting harnesses will link up with desired kit, please select harness which is newer to, or prior to implementation machine serial number as needed.

SR175 - SV185
Tire Kits and Loader Stops

If you order this kit from Wholegoods			Then you also need to order these Loader Stops from Service Parts	
Wheel Assembly Description	LH Mount	RH Mount	SR175	SV185
10x16.5 Heavy Duty 64 OTW	735108006	735087006	84306052	84306053
10x16.5 Premium 64 OTW	735109006	735088006	84306052	84306053
10x16.5 Premium-Liner 64 OTW	735110006	735089006	84306052	84306053
10x16.5 Severe Duty 64 OTW	735111006	735090006	84306052	84306053
10x16.5 Non-Pneumatic 64 OTW	735112006	735091006	84306052	84306053
12x16.5 Heavy Duty 70 OTW	735114006	735094006	84306049	84306051
12x16.5 Premium 70 OTW	735115006	735095006	84306049	84306051
12x16.5 Premium-Liner 70 OTW	735116006	735096006	84306049	84306051



(This page intentionally left blank)



**SR175 & SV185 T4 FINAL SKID STEER LOADER
US PRICE LIST**

(Ex Works Wichita, KS)

Factory Supplied Attachments

Order Code	Description	Weight	Factory Data	List Price
------------	-------------	--------	--------------	------------

Basic Attachments

735030006	Demo Rear Door Kit	32 LB		\$330.00
735006006	Beacon Kit	1 LB		\$165.00
735007006	4-Corner LED Strobe Kit	24 LB		\$536.00
735159006	Heater Complete Must order applicable harness. Reference dependency matrix.	135 LB		\$1,472.00
735158006	HVAC Complete For use with SR175 Must order applicable harness. Reference dependency matrix.	346 LB		\$3,162.00
735158026	HVAC Complete For use with SV185 Must order applicable harness. Reference dependency matrix.	347 LB		\$3,162.00
735158086	HVAC Complete For use with SR175 Tier 4 ONLY Must order applicable harness. Reference dependency matrix.	330 LB		\$3,162.00
735158126	HVAC Complete For use with SV185 Tier 4 ONLY Must order applicable harness. Reference dependency matrix.	330 LB		\$3,162.00
735146006	Three Point Seat Belt	2 LB		\$250.00
735011006	Glass Front Door Kit Center mounted wiper Requires three point seat belt. Must order applicable harness. Reference dependency matrix.	182 LB		\$1,653.00
735012006	Demo Front Door Kit Center mounted wiper Requires three point seat belt. Must order applicable harness. Reference dependency matrix.	182 LB		\$2,905.00
735013006	Cab Side Windows Kit	139 LB		\$927.00
735016006	Radio Kit Must order applicable harness. Reference dependency matrix.	16 LB		\$443.00
735150006	Open Cab Interior Trim Kit For use with Open Cab. Covers interior sides and rear.	20 LB		\$399.00
735020056	Road Light Kit For use with SV185 Must order applicable harness. Reference dependency matrix.	18 LB		\$649.00
735020066	Road Light Kit For use with SR175 Must order applicable harness. Reference dependency matrix.	18 LB		\$649.00
735124006	Side Lamp Kit	6 LB		\$272.00
735021006	Multi-Function Front Electrical Mech Kit For use with SR175, SR220 and SR250 Must order applicable handle. Reference dependency matrix.	3 LB		\$294.00
735021016	Multi-Function Front Electrical Mech Kit For use with SV185, SV250 and SR300 Must order applicable handle. Reference dependency matrix.	4 LB		\$294.00
735125006	Multi-Function Front Electrical E-H Kit For use with SR175, SR220 and SR250 Must order applicable handle. Reference dependency matrix.	3 LB		\$294.00

**SR175 & SV185 T4 FINAL SKID STEER LOADER
US PRICE LIST**

(Ex Works Wichita, KS)

	735125016	Multi-Function Front Electrical E-H Kit For use with SV185, SV250 and SR300 Must order applicable handle. Reference dependency matrix.	4 LB		\$294.00
	735022016	One Way Self Level Kit For use with SR175, SV250 and SR300	14 LB		\$520.00
	735022036	One Way Self Level Kit For use with SV185	15 LB		\$520.00
	735023006	Ride Control Kit Must order applicable handle. Reference dependency matrix.	33 LB		\$515.00
	735024006	Hydraulic Coupler Kit For use with SR175, SR220 and SR250 Must order applicable harness. Reference dependency matrix.	160 LB		\$1,324.00
	735024016	Hydraulic Coupler Kit For use with SV185, SV250 and SR300 Must order applicable harness. Reference dependency matrix.	159 LB		\$1,324.00
	735025006	High Flow Auxiliary Kit For use with SV185 Tier 3 models Must order applicable harness. Reference dependency matrix.	76 LB		\$2,699.00
	735025016	High Flow Auxiliary Kit For use with SR175 Tier 3 models Must order applicable harness. Reference dependency matrix.	481 LB		\$2,699.00
	735025096	High Flow Auxiliary Kit For use with SR175 Tier 4 models Must order applicable harness. Reference dependency matrix.	166 LB		\$2,699.00
	735025086	High Flow Auxiliary Kit For use with SV185 Tier 4 models Must order applicable harness. Reference dependency matrix.	215 LB		\$2,699.00
	735027006	Second Hydraulic Front Auxiliary Kit For use with SV185 Must order applicable handle. Reference dependency matrix.	79 LB		\$1,103.00
	735027016	Second Hydraulic Front Auxiliary Kit For use with SR175 Must order applicable handle. Reference dependency matrix.	81 LB		\$1,103.00
	735036016	4-Point Lift Hook Kit	11 LB		\$238.00
	735037016	Single Point Lift Hook Kit For use with SR175	284 LB		\$1,102.00
	735037036	Single Point Lift Hook Kit For use with SV185	276 LB		\$1,102.00
	735038006	FOPS Level 2 Modification Kit	61 LB		\$368.00
	735039016	Extra Counterweight Kit	202 LB		\$443.00
	735040096	Aspirator Kit For use with SR175 Tier 4 models only	13 LB		\$340.00
	735040106	Aspirator Kit For use with SV185 Tier 4 models only	13 LB		\$340.00
	735040126	Aspirator Kit For use with SV185 Tier 3 models ONLY	10 LB		\$340.00
	735040046	Aspirator Kit For use with SR175 Tier 3 models ONLY	18 LB		\$340.00
	735042006	Interior Mirror Kit	4 LB		\$62.00
	735045006	Foot Control Kit Not available for units equipped with Electro Hydraulic (EH) controls. For use with Tier 3 models ONLY.	58 LB		\$659.00

**SR175 & SV185 T4 FINAL SKID STEER LOADER
US PRICE LIST**

(Ex Works Wichita, KS)

	735045046	Foot Control Kit Not available for units equipped with Electro Hydraulic (EH) controls. For use with Tier 4 models ONLY.	60 LB		\$659.00
	735047016	120V Block Heater Kit	3 LB		\$221.00
	735142006	Cylinder Guard Kit	21 LB		\$792.00
	735151016	Debris Seal Kit Reduces debris ingress to engine compartment and chassis For use with SV185 models built after July 2012	20 LB		\$346.00
	735151026	Debris Seal Kit Reduces debris ingress to engine compartment and chassis For use with SR175 models built after July 2012	20 LB		\$361.00
	735152016	New Hood with Debris Seal Kit Contains new hood and additional sealing items Reduces debris ingress to engine compartment and chassis For use with SV185 Tier 3 models built prior to July 2012	86 LB		\$835.00
	735152026	New Hood with Debris Seal Kit Contains new hood and additional sealing items Reduces debris ingress to engine compartment and chassis For use with SR175 Tier 3 models built prior to July 2012	92 LB		\$800.00

Handles - E-H Models

	735126006	LH EH Handle Kit (NO 2nd Aux) Adds Front Electric on all models except SR130 and SR160	1 LB		\$191.00
	735127006	RH EH Handle Kit Adds Front Electric on all models except SR130 and SR160	1 LB		\$191.00
	735132006	LH EH Handle Kit (WITH 2nd Aux) Adds Second Auxiliary with Front Electric.	1 LB		\$191.00

Handles - Mechanical Models

	735134006	LH Mechanical Handle Kit (NO 2nd Aux) Adds Front Electric.	1 LB		\$191.00
	735135006	LH Mechanical Handle Kit (WITH 2nd Aux) Adds Second Auxiliary with Front Electric.	1 LB		\$191.00
	735136006	RH Mechanical Handle Kit Adds Front Electric.	2 LB		\$191.00

Pallet Forks

	735075006	Pallet Fork Frame w/48" Tines	540 LB		\$1,355.00
--	-----------	-------------------------------	--------	--	------------

Dirt & Foundry Bucket

	735054016	66" Dirt & Foundry Bucket (1676 mm), 15.2 cu. ft. Heaped Capacity	374 LB		\$942.00
	735055016	72" Dirt & Foundry Bucket (1829 mm), 16.7 cu. ft. Heaped Capacity	407 LB		\$1,071.00
	735056016	78" Dirt & Foundry Bucket (1981 mm), 18.4 cu. ft. Heaped Capacity	429 LB		\$1,112.00

Low Profile Bucket

	735058016	66" Low Profile Bucket (1676 mm), 13.2 cu. ft. Heaped Capacity	431 LB		\$886.00
	735059016	72" Low Profile Bucket (1829 mm), 14.5 cu. ft. Heaped Capacity	471 LB		\$968.00



**SR175 & SV185 T4 FINAL SKID STEER LOADER
US PRICE LIST**

(Ex Works Wichita, KS)

Low Profile Extended Bucket

	735061016	66" Low Profile Extended Bucket (1676 mm), 15.5 cu. ft. Heaped Capacity	460 LB		\$989.00
	735062016	72" Low Profile Extended Bucket (1829 mm), 17.1 cu. ft. Heaped Capacity	504 LB		\$1,076.00
	735063016	78" Low Profile Extended Bucket (1981 mm), 18.6 cu. ft. Heaped Capacity	531 LB		\$1,164.00
	735064016	84" Low Profile Extended Bucket (2134 mm), 20.2 cu. ft. Heaped Capacity	607 LB		\$1,257.00

Light Material Bucket

	735066016	72" Light Material Bucket (1829 mm), 23.7 cu. ft. Heaped Capacity	466 LB		\$901.00
	735067016	84" Light Material Bucket (2134 mm), 27.9 cu. ft. Heaped Capacity	532 LB		\$1,051.00

Manure & Slurry Bucket

	735069016	72" Manure-Slurry Bucket (1829 mm), 19.1 cu. ft. Heaped Capacity	469 LB		\$917.00
	735070016	84" Manure-Slurry Bucket (2134 mm), 22.5 cu. ft. Heaped Capacity	535 LB		\$1,066.00

Heavy Duty Dirt Bucket

	735071016	66" Heavy Duty Dirt Bucket (1676 mm), 13.3 cu. ft. Heaped Capacity	449 LB		\$1,215.00
	735072016	72" Heavy Duty Dirt Bucket (1829 mm), 14.6 cu. ft. Heaped Capacity	501 LB		\$1,329.00
	735073016	78" Heavy Duty Dirt Bucket (1981 mm), 15.9 cu. ft. Heaped Capacity	526 LB		\$1,442.00

Heavy Duty Tire Assembly

	735087006	10x16.5 Heavy Duty (64 OTW) RH Kit Reference Loader Stop matrix. 1 tire assembly	117 LB		\$354.00
	735108006	10x16.5 Heavy Duty (64 OTW) LH Kit Reference Loader Stop matrix. 1 tire assembly	117 LB		\$354.00
	735094006	12x16.5 Heavy Duty (70 OTW) RH Kit Reference Loader Stop matrix. 1 tire assembly	141 LB		\$447.00
	735114006	12x16.5 Heavy Duty (70 OTW) LH Kit Reference Loader Stop matrix. 1 tire assembly	141 LB		\$447.00

Premium Tire Assembly

	735088006	10x16.5 Premium (64 OTW) RH Kit Reference Loader Stop matrix. 1 tire assembly	127 LB		\$425.00
	735109006	10x16.5 Premium (64 OTW) LH Kit Reference Loader Stop matrix. 1 tire assembly	127 LB		\$425.00
	735095006	12x16.5 Premium (70 OTW) RH Kit Reference Loader Stop matrix. 1 tire assembly	152 LB		\$546.00
	735115006	12x16.5 Premium (70 OTW) LH Kit Reference Loader Stop matrix. 1 tire assembly	152 LB		\$546.00



**SR175 & SV185 T4 FINAL SKID STEER LOADER
US PRICE LIST**

(Ex Works Wichita, KS)

Premium-Liner Tire Assembly

	735089006	10x16.5 Premium-Liner (64 OTW) RH Kit Reference Loader Stop matrix. 1 tire assembly	90 LB		\$470.00
	735110006	10x16.5 Premium-Liner (64 OTW) LH Kit Reference Loader Stop matrix. 1 tire assembly	90 LB		\$470.00
	735096006	12x16.5 Premium-Liner (70 OTW) RH Kit Reference Loader Stop matrix. 1 tire assembly	152 LB		\$680.00
	735116006	12x16.5 Premium-Liner (70 OTW) LH Kit Reference Loader Stop matrix. 1 tire assembly	152 LB		\$680.00

Non-Pneumatic Tire Assembly

	735091006	10x16.5 Non-Pneumatic (64 OTW) RH Kit Reference Loader Stop matrix. 1 tire assembly	251 LB		\$1,098.00
	735112006	10x16.5 Non-Pneumatic (64 OTW) LH Kit Reference Loader Stop matrix. 1 tire assembly	251 LB		\$1,098.00

Severe Duty Tire Assembly

	735090006	10x16.5 Severe Duty (64 OTW) RH Kit Reference Loader Stop matrix. 1 tire assembly	147 LB		\$524.00
	735111006	10x16.5 Severe Duty (64 OTW) LH Kit Reference Loader Stop matrix. 1 tire assembly	147 LB		\$524.00



(This page intentionally left blank)

**SR200 SKID STEER LOADER
US PRICE LIST**

**(Ex Works Wichita, KS)
Standard Equipment**

ENGINE:

CASE 432T/M4 water-cooled diesel engine
195 CID (3.2 L) Turbo
Tier 4 Interim Certified
Horsepower:
- Gross 74
- Net 68
120 amp alternator
Air cleaner - dual element
Anti-freeze solution to -34° F
Fuel tank - 20 gal. (U.S.)
Single Plane, Top and Bottom Oil Cooler/Radiator Configuration
Glow Plugs
Maintenance free 1000 CCA battery with master electrical disconnect

OPERATOR'S PROTECTIVE

STRUCTURE:

ROPS/FOPS Level 1 canopy with side screens
Control lockout system
Tilt forward ROPS/FOPS
Electric parking brake control
Hand throttle
Foot throttle
Low effort servo-assist H-Pattern hand controls
Proportional auxiliary hydraulic control
Operator's compartment floor cleanout
Rear window with emergency escape
Padded seat bar with integral arm rests
Basic Non-Suspension Seat, vinyl with 2" retractable lap seat belt
Foot rest
Dome Light
12V Power plug socket
Cup holder
Tool Pocket
Top window
Headliner
Alarm package (backup and horn)

OTHER STANDARD FEATURES:

Lights - 2 front, 2 side, 2 rear flood (halogen)
Pre-wired for rotating beacon
Service access hood, lockable
Single point daily service
Tail lights
Remote oil drain
Remote oil and fuel filters

INSTRUMENTATION:

Advanced Instrument Cluster with
Hour meter
Tachometer
Fuel gauge
Hydraulic oil temperature
Engine coolant temperature
Diagnostic features
Security lock-out
Warning lights with alarms:
Engine coolant temperature
Engine oil pressure
Air cleaner restriction
Hydraulic charge pressure
Hydraulic filter restriction
Hydraulic oil temperature
Warning alarms:
Battery voltage (plus display)
Indicator Light:
Engine preheat
Parking brake
Seat bar reminder

DRIVE:

Servo assist controlled hydrostatic four wheel drive
Spring applied hydraulic release (SAHR) disc parking brake
Dynamic braking
ASA #100 drive chain



**SR200 SKID STEER LOADER
US PRICE LIST**

**(Ex Works Wichita, KS)
Standard Equipment**

HYDRAULICS:

6 micron oil filtration system
3 spool loader control valve
Auxiliary hydraulics, proportional thumb
wheel activated: loader arm mounted
with ISO specification flat face
"connect-under-pressure"
disconnects
including case drain
Heavy duty hydraulic oil cooler
Loader arm float position
Auxiliary hydraulic function lockout
override
Loader arm circuit lockout override

LOADER:

Mechanical attachment coupler
Radial arm geometry
Loader lift arm support strut
SAE operating load: 2000 lbs.
Tipping load: 4000 lbs.

TIRES

12 X 16.5 Heavy Duty - 70 inch
Over-the-Tire Width (OTW)



**SR200 SKID STEER LOADER
US PRICE LIST**

(Ex Works Wichita, KS)

Models

COMMERCIAL MODEL	Weight	Factory Data	List Price
SR200	7,100 LB		\$40,295.00



**SR200 SKID STEER LOADER
US PRICE LIST**

**(Ex Works Wichita, KS)
Factory Supplied Options**

Order Code	Description	Weight	Factory Data	List Price
------------	-------------	--------	--------------	------------

CONTROLS AND TRANSMISSION

SD_01100 CONTROLS LEVEL

	761028	1 Speed Mechanical Controls		No Charge
	761029	2 Speed Mechanical Controls		\$1,586.00
	761031	2 Speed E-H Controls Electro-Hydraulic Switchable (ISO-H Pattern) Controls with Two Speed		\$3,831.00

ROPS/CAB

SD_05009 CAB

	761043	Open Cab (No Heat or HVAC) with top window and keyed start		No Charge
	761046	Enclosed Cab with Heater Includes side windows, front glass door with wiper, shoulder belt, radio with speakers and keyless start.		\$4,474.00
	761045	Enclosed Cab with Heater & AC Includes side windows, front glass door with wiper, shoulder belt, radio with speakers and keyless start		\$6,069.00
	761184	Enclosed Cab w/Heat -Demo Door Includes side windows, 3/4" polycarbonate front door with wiper, shoulder belt, radio with speakers and keyless start.		\$6,383.00
	761183	Enclosed Cab w/HVAC -Demo Door Includes side windows, 3/4" polycarbonate front door with wiper, shoulder belt, radio with speakers and keyless start.		\$7,977.00

SD_05016 OPEN CAB TRIM

	X05016X	No Open Cab Interior Trim Pkg		No Charge
	761186	Open Cab Interior Trim Package For use with Open Cab. Covers interior sides and rear.		\$330.00

SD_05185 CAB SEAT

	761050	Non Suspension Seat		No Charge
	761052	Suspension Seat (Vinyl)		\$411.00
	761062	Air Ride Suspension Seat (Fabric) with temperature control (may not be ordered with Open Cab option 761043)		\$1,035.00



**SR200 SKID STEER LOADER
US PRICE LIST**

(Ex Works Wichita, KS)

COUPLER

SD_K5101 COUPLERS

	726003	Manual Coupler			No Charge
	726004	Hydraulic heavy duty coupler			\$1,126.00

BLOCK HEATER

SD_02086 BLOCK HEATER

	X02086X	No Block Heater			No Charge
	761048	Block Heater (120V)			\$173.00

OPERATOR MANUALS

SD_32035 LANGUAGE OPTIONS

	761085	English USA			No Charge
	761088	French Canadian			No Charge
	761097	Spanish Latin American			No Charge

OPTIONAL PACKAGES

SD_01201 OPTION PACKAGES

	761032	Standard Equipment Only			No Charge
	761033	Performance Package Contains ON/OFF One-Way Self Leveling and Ride Control			\$1,257.00
	761034	Front Electric/Multi-Function Contains Front Electric (Multi-Function) for Standard Auxiliaries			\$670.00
	761035	Performance w/Front Electric Contains ON/OFF One-Way Self Leveling, Ride Control and Front Electric			\$1,926.00
	761036	High Flow Package Contains High Flow Hydraulics with Front Electric			\$2,678.00
	761037	High Flow Plus Package Contains Front Electric, High Flow Hydraulics, ON/OFF One-Way Self Leveling and Ride Control			\$3,935.00



**SR200 SKID STEER LOADER
US PRICE LIST**

(Ex Works Wichita, KS)

TIRES

SD_16068 TIRE OPTIONS

	8501707	10x16.5 Heavy Duty (64 OTW) 8PR Stamped Center			(\$371.00)
	8501807	10x16.5 Premium (64 OTW) 8PR Stamped Center			(\$93.00)
	8501907	10x16.5 Premium-Liner (64 OTW) 8PR Stamped Center			\$82.00
	8502007	10x16.5 Severe Duty (64 OTW) 10PR Stamped Center			\$103.00
	8502107	10x16.5 Non-Pneumatic (64 OTW) Welded Plate Center			\$3,152.00
	8503107	12x16.5 Heavy Duty (70 OTW) 10PR Stamped Center			No Charge
	8503207	12x16.5 Premium (70 OTW) 10PR Welded Plate Center			\$221.00
	8503307	12x16.5 Premium-Liner (70 OTW) 10PR Welded Plate Center			\$391.00
	8503407	12x16.5 Severe Duty (70 OTW) 12PR Welded Plate Center			\$536.00
	8503507	12x16.5 Mining (70 OTW) 12PR Welded Plate Center			\$639.00
	8503607	12x16.5 Non-Pneumatic (70 OTW) Welded Plate Center			\$3,152.00
	8505007	33X15.5 Flotation (76 OTW) 12PR Welded Plate Center			\$371.00

FRONT ATTACHMENTS

BUCKETS

SD_K5231 BUCKETS

	XK5231X	No Bucket			No Charge
Dirt & Foundry Bucket					
	761124	66" Dirt & Foundry Bucket (1676 mm), 15.2 cu. ft. Heaped Capacity			\$942.00
	761125	72" Dirt & Foundry Bucket (1829 mm), 16.7 cu. ft. Heaped Capacity			\$1,071.00
	761126	78" Dirt & Foundry Bucket (1981 mm), 18.4 cu. ft. Heaped Capacity			\$1,112.00
Low Profile Bucket					
	761128	66" Low Profile Bucket (1676 mm), 13.2 cu. ft. Heaped Capacity			\$886.00

**SR200 SKID STEER LOADER
US PRICE LIST**

(Ex Works Wichita, KS)

	761129	72" Low Profile Bucket (1829 mm), 14.5 cu. ft. Heaped Capacity			\$968.00
Low Profile Extended Bucket					
	761131	66" Low Profile Extended (1676 mm), 15.5 cu. ft. Heaped Capacity			\$989.00
	761132	72" Low Profile Extended (1829 mm), 17.1 cu. ft. Heaped Capacity			\$1,076.00
	761133	78" Low Profile Extended (1981 mm), 18.6 cu. ft. Heaped Capacity			\$1,164.00
	761134	84" Low Profile Extended (2134 mm), 20.2 cu. ft. Heaped Capacity			\$1,257.00
Light Material Bucket					
	761136	72" Light Material Bucket (1829 mm), 23.7 cu. ft. Heaped Capacity			\$901.00
	761137	84" Light Material Bucket (2134 mm), 27.9 cu. ft. Heaped Capacity			\$1,051.00
Manure-Slurry Bucket					
	761139	72" Manure-Slurry Bucket (1829 mm), 19.1 cu. ft. Heaped Capacity			\$917.00
	761140	84" Manure-Slurry Bucket (2134 mm), 22.5 cu. ft. Heaped Capacity			\$1,066.00
Heavy Duty Dirt Bucket					
	761141	66" Heavy Duty Dirt Bucket (1676 mm), 13.3 cu. ft. Heaped Capacity			\$1,215.00
	761142	72" Heavy Duty Dirt Bucket (1829 mm), 14.6 cu. ft. Heaped Capacity			\$1,329.00
	761143	78" Heavy Duty Dirt Bucket (1981 mm), 15.9 cu. ft. Heaped Capacity			\$1,442.00

SPILL GUARDS

SD_K5400 SPILL GUARDS

	XK5400X	No Spill Guard			No Charge
	761176	66" Spill Guard For use with Heavy Duty Buckets only			\$196.00
	761177	72" Spill Guard For use with Heavy Duty Buckets only			\$216.00
	761178	78" Spill Guard For use with Heavy Duty Buckets only			\$237.00

BOLT ON CUTTING EDGES

SD_K6399 BOLT ON CUTTING EDGE

	XK6399X	No Bolt on Cutting Edge			No Charge
	761146	66" Bolt on Cutting Edge			\$232.00
	761147	72" Bolt on Cutting Edge			\$258.00
	761148	78" Bolt on Cutting Edge			\$278.00
	761149	84" Bolt on Cutting Edge			\$299.00



**SR200 SKID STEER LOADER
US PRICE LIST**

(Ex Works Wichita, KS)

MOVE TO BIC

SD_K6440 OFF-SITE SERVICE

	XK6440X	No Offsite Service Arrangement			No Charge
	761175	Offsite Service Arrangement Pricing is dealer negotiated with offsite contractor.			No Charge

SPECIAL PAINT

SD_50103 SPECIAL PAINT

	X50103X	No Special Paint			No Charge
	726029	Special Paint The price listed is for a color change only from the standard factory color: CNH #86609760 (MS42-Tan). All Special Color formulations will be applied using approved factory processes and materials. Metallic or other special formulations and/or materials are not available. A color chip must be provided to CNH for non CNH colors. A minimum lead time of 8 business weeks will be required prior to production. Unless specified, regular production decals will be applied. Requests can be made that decals not be applied. However, SAFETY decals MUST BE APPLIED in all cases. The following components remain CNH grey: lift & bucket cylinders, front coupler and attachments, ROPS, side screens, rear hood, upper chassis and control links.			\$3,213.00

**SR200
DIA Kit Dependency Matrix**

Kits not listed Do Not Require Completing Parts or Kits

Key: W = Wholegoods, order directly from plant
S = Service Parts, Order through Service Parts System

If you order this kit from Wholegoods		And the unit is equipped with		Then you also need
735158036	COMPLETE HEATER AND AIR CONDITIONER KIT	Mechanical Controls AND Open ROPS	W	• Glass Door - 735011006 or • Demo Door - 735012006 • Seat Belt Kit - 735146006 • Side Window Kit - 735013006
			S	• Cab Jumper Harness - 47550196
		E-H Controls AND Open ROPS	W	• Glass Door - 735011006 or • Demo Door - 735012006 • Seat Belt Kit - 735146006 • Side Window Kit - 735013006
			S	• Cab Jumper Harness - 47550198
735159026	COMPLETE HEAT KIT	Mechanical Controls AND Open ROPS	W	• Glass Door - 735011006 or • Demo Door - 735012006 • Side Window Kit - 735013006 • Seat Belt Kit - 735146006
			S	• Cab Jumper Harness - 47550196
		E-H Controls AND Open ROPS	W	• Glass Door - 735011006 or • Demo Door - 735012006 • Side Window Kit - 735013006 • Seat Belt Kit - 735146006
			S	• Cab Jumper Harness - 47550198
735011006	GLASS FRONT DOOR KIT	Mechanical Controls AND Open ROPS	W	• Seat Belt Kit - 735146006
			S	• Cab Jumper Harness - 47550196
		E-H Controls AND Open ROPS	W	• Seat Belt Kit - 735146006
			S	• Cab Jumper Harness - 47550198
735012006	DEMO FRONT DOOR KIT	Mechanical Controls AND Open ROPS	W	• Seat Belt Kit - 735146006
			S	• Cab Jumper Harness - 47550196
		E-H Controls AND Open ROPS	W	• Seat Belt Kit - 735146006
			S	• Cab Jumper Harness - 47550198

**SR200
DIA Kit Dependency Matrix**

Kits not listed Do Not Require Completing Parts or Kits

Key: W = Wholegoods, order directly from plant
S = Service Parts, Order through Service Parts System

If you order this kit from Wholegoods		And the unit is equipped with		Then you also need
735016006	RADIO KIT	Mechanical Controls AND Open ROPS	W	• Seat Belt Kit - 735146006
			S	• Cab Jumper Harness - 47550196
		E-H Controls AND Open ROPS	W	• Seat Belt Kit - 735146006
			S	• Cab Jumper Harness - 47550198
735020066	ROAD LIGHTS KIT	Mechanical Controls WITH Standard Features OR Performance Package AND Manual Coupler	S	• Options Harness Kit - 47357842 • Jumper Harness - 84407841 *All Machine S/N Prior to SR200 S/N: NCM453425 - Please Consult Service Parts to find Matching Kit for Legacy Machines
		Mechanical Controls WITH Standard Features OR Performance Package AND Hydraulic Coupler	S	• Jumper Harness - 84407841
		Mechanical Controls WITH ANY High Flow Package AND Manual Coupler	S	• Jumper Harness - 84407841
		E-H Controls WITH ANY Package	S	• Jumper Harness - 84407841
735021006	MULTI-FUNCTION ELECTRICAL MECHANICAL KIT	Mechanical Controls WITH Standard Features OR Performance Package AND Manual Coupler	W	• LH Handle Kit - 735134006 • RH Handle Kit - 735136006
			S	• Options Harness Kit - 47357842 *All Machine S/N Prior to SR200 S/N: NCM453425 - Please Consult Service Parts to find Matching Kit for Legacy Machines
		Mechanical Controls WITH Standard Features OR Performance Package AND Hydraulic Coupler	W	• LH Handle Kit - 735134006 • RH Handle Kit - 735136006
735125006	MULTI-FUNCTION ELECTRICAL E-H KIT	E-H Controls WITH Standard Features OR Performance Package	W	• LH Handle Kit - 735126006 • RH Handle Kit - 735127006
735023006	RIDE CONTROL KIT	Mechanical Controls WITH Standard Features ONLY	W	• RH Handle Kit - 735136006 *with any 2 speed, no additional handle is required
735024006	HYDRAULIC COUPLER KIT	Mechanical Controls WITH Standard Features OR Performance Package	S	• Options Harness Kit - 47357842 *All Machine S/N Prior to SR200 S/N: NCM453425 - Please Consult Service Parts to find Matching Kit for Legacy Machines

**SR200
DIA Kit Dependency Matrix**

Kits not listed Do Not Require Completing Parts or Kits

Key: W = Wholegoods, order directly from plant
S = Service Parts, Order through Service Parts System

If you order this kit from Wholegoods		And the unit is equipped with		Then you also need
735025016	HIGH FLOW AUXILIARY KIT	Mechanical Controls WITH Standard Features OR Performance Package	S	<ul style="list-style-type: none"> Options Harness Kit - 47357842 <p>*All Machine S/N Prior to SR200 S/N: NCM453425 - Please Consult Service Parts to find Matching Kit for Legacy Machines</p>
735027016	SECOND HYDRAULIC FRONT AUXILIARY KIT	Mechanical Controls WITH Standard Features OR Performance Package	W	<ul style="list-style-type: none"> 2nd Aux LH Handle Kit - 735135006
			S	<ul style="list-style-type: none"> Options Harness Kit - 47357842 <p>*All Machine S/N Prior to SR200 S/N: NCM453425 - Please Consult Service Parts to find Matching Kit for Legacy Machines</p>
		W	<ul style="list-style-type: none"> 2nd Aux LH Handle Kit - 735135006 	
		W	<ul style="list-style-type: none"> 2nd Aux LH Handle Kit - 735132006 	

If ordering multiple option kits, only one chassis option harness or cab harness is needed and any hardware/options already installed will not need to be ordered

All items identified as kits are Wholegoods; Prior released harnesses and kits will come from Service Parts.

Harnesses need extra attention to ensure connecting harnesses will link up with desired kit, please select harness which is newer to, or prior to implementation machine serial number as needed.



(This page intentionally left blank)

SR200
Tire Kits and Loader Stops

If you order this kit from Wholegoods			Then you also need to order these Loader Stops from Service Parts
Wheel Assembly Description	LH Mount	RH Mount	
10x16.5 Heavy Duty 64 OTW	735108006	735087006	84306052
10x16.5 Premium 64 OTW	735109006	735088006	84306052
10x16.5 Premium-Liner 64 OTW	735110006	735089006	84306052
10x16.5 Severe Duty 64 OTW	735111006	735090006	84306052
10x16.5 Non-Pneumatic 64 OTW	735112006	735091006	84306052
12x16.5 Heavy Duty 70 OTW	735114006	735094006	84306049
12x16.5 Premium 70 OTW	735115006	735095006	84306049
12x16.5 Premium-Liner 70 OTW	735116006	735096006	84306049
12x16.5 Severe Duty 70 OTW	735117006	735097006	84306049
12x16.5 Mining 70 OTW	735118006	735098006	84306049
12x16.5 Non-Pneumatic 70 OTW	735099006	735119006	84306049



(This page intentionally left blank)



**SR200 SKID STEER LOADER
US PRICE LIST**

(Ex Works Wichita, KS)

Factory Supplied Attachments

Order Code	Description	Weight	Factory Data	List Price
Basic Attachments				
735030006	Demo Rear Door Kit	32 LB		\$330.00
735006006	Beacon Kit	1 LB		\$165.00
735007006	4-Corner LED Strobe Kit	24 LB		\$536.00
735159026	Heater Complete Must order applicable harness. Reference dependency matrix.	137 LB		\$1,472.00
735158036	HVAC Complete Must order applicable harness. Reference dependency matrix.	342 LB		\$3,162.00
735146006	Three Point Seat Belt	2 LB		\$250.00
735011006	Glass Front Door Kit Center mounted wiper Requires three point seat belt. Must order applicable harness. Reference dependency matrix.	182 LB		\$1,653.00
735012006	Demo Front Door Kit Center mounted wiper Requires three point seat belt. Must order applicable harness. Reference dependency matrix.	182 LB		\$2,905.00
735013006	Cab Side Windows Kit	139 LB		\$927.00
735016006	Radio Kit Must order applicable harness. Reference dependency matrix.	16 LB		\$443.00
735150006	Open Cab Interior Trim Kit For use with Open Cab. Covers interior sides and rear.	20 LB		\$399.00
735020066	Road Light Kit Must order applicable harness. Reference dependency matrix.	18 LB		\$649.00
735124006	Side Lamp Kit	6 LB		\$272.00
735021006	Multi-Function Front Electrical Mech Kit For use with Mechanical units. Must order applicable handle. Reference dependency matrix.	3 LB		\$294.00
735125006	Multi-Function Front Electrical E-H Kit Must order applicable handle. Reference dependency matrix.	3 LB		\$294.00
735022046	One Way Self Level Kit	15 LB		\$520.00
735023006	Ride Control Kit Must order applicable handle. Reference dependency matrix.	33 LB		\$515.00
735024006	Hydraulic Coupler Kit Must order applicable harness. Reference dependency matrix.	160 LB		\$1,324.00
735025016	High Flow Auxiliary Kit Must order applicable harness. Reference dependency matrix.	481 LB		\$2,699.00
735027016	Second Hydraulic Front Auxiliary Kit Must order applicable handle. Reference dependency matrix.	81 LB		\$1,103.00
735036016	4-Point Lift Hook Kit	11 LB		\$238.00
735037016	Single Point Lift Hook Kit	284 LB		\$1,102.00
735038006	FOPS Level 2 Modification Kit	61 LB		\$368.00
735039016	Extra Counterweight Kit	202 LB		\$443.00
735040026	Aspirator Kit	12 LB		\$340.00
735042006	Interior Mirror Kit	4 LB		\$62.00

**SR200 SKID STEER LOADER
US PRICE LIST**

(Ex Works Wichita, KS)

	735045006	Foot Control Kit Not available for units equipped with Electro Hydraulic (EH) controls	58 LB		\$659.00
	735047006	120V Block Heater Kit	6 LB		\$221.00
	735048006	220V Block Heater Kit	6 LB		\$221.00
	735142006	Cylinder Guard Kit	21 LB		\$792.00
	735151026	Debris Seal Kit Reduces debris ingress to engine compartment and chassis For use with models built July 2012 or later	20 LB		\$361.00
	735152026	New Hood with Debris Seal Kit Contains new hood and additional sealing items Reduces debris ingress to engine compartment and chassis For use with TIER 3 models built prior to July 2012 ONLY	92 LB		\$800.00

Handles - E-H Models

	735126006	LH EH Handle Kit (NO 2nd Aux) Adds Front Electric on all models except SR130 and SR160	1 LB		\$191.00
	735127006	RH EH Handle Kit Adds Front Electric on all models except SR130 and SR160	1 LB		\$191.00
	735132006	LH EH Handle Kit (WITH 2nd Aux) Adds Second Auxiliary with Front Electric.	1 LB		\$191.00

Handles - Mechanical Models

	735134006	LH Mechanical Handle Kit (NO 2nd Aux) Adds Front Electric.	1 LB		\$191.00
	735135006	LH Mechanical Handle Kit (WITH 2nd Aux) Adds Second Auxiliary with Front Electric.	1 LB		\$191.00
	735136006	RH Mechanical Handle Kit Adds Front Electric.	2 LB		\$191.00

Pallet Forks

	735075006	Pallet Fork Frame w/48" Tines	540 LB		\$1,355.00
--	-----------	-------------------------------	--------	--	------------

Dirt & Foundry Buckets

	735054016	66" Dirt & Foundry Bucket (1676 mm), 15.2 cu. ft. Heaped Capacity	374 LB		\$942.00
	735055016	72" Dirt & Foundry Bucket (1829 mm), 16.7 cu. ft. Heaped Capacity	407 LB		\$1,071.00
	735056016	78" Dirt & Foundry Bucket (1981 mm), 18.4 cu. ft. Heaped Capacity	429 LB		\$1,112.00

Low Profile Buckets

	735058016	66" Low Profile Bucket (1676 mm), 13.2 cu. ft. Heaped Capacity	431 LB		\$886.00
	735059016	72" Low Profile Bucket (1829 mm), 14.5 cu. ft. Heaped Capacity	471 LB		\$968.00

Low Profile Extended Buckets

	735061016	66" Low Profile Extended Bucket (1676 mm), 15.5 cu. ft. Heaped Capacity	460 LB		\$989.00
	735062016	72" Low Profile Extended Bucket (1829 mm), 17.1 cu. ft. Heaped Capacity	504 LB		\$1,076.00

**SR200 SKID STEER LOADER
US PRICE LIST**

(Ex Works Wichita, KS)

	735063016	78" Low Profile Extended Bucket (1981 mm), 18.6 cu. ft. Heaped Capacity	531 LB		\$1,164.00
	735064016	84" Low Profile Extended Bucket (2134 mm), 20.2 cu. ft. Heaped Capacity	607 LB		\$1,257.00

Light Material Buckets

	735066016	72" Light Material Bucket (1829 mm), 23.7 cu. ft. Heaped Capacity	466 LB		\$901.00
	735067016	84" Light Material Bucket (2134 mm), 27.9 cu. ft. Heaped Capacity	532 LB		\$1,051.00

Manure-Slurry Buckets

	735069016	72" Manure-Slurry Bucket (1829 mm), 19.1 cu. ft. Heaped Capacity	469 LB		\$917.00
	735070016	84" Manure-Slurry Bucket (2134 mm), 22.5 cu. ft. Heaped Capacity	535 LB		\$1,066.00

Heavy Duty Dirt Buckets

	735071016	66" Heavy Duty Dirt Bucket (1676 mm), 13.3 cu. ft. Heaped Capacity	449 LB		\$1,215.00
	735072016	72" Heavy Duty Dirt Bucket (1829 mm), 14.6 cu. ft. Heaped Capacity	501 LB		\$1,329.00
	735073016	78" Heavy Duty Dirt Bucket (1981 mm), 15.9 cu. ft. Heaped Capacity	526 LB		\$1,442.00

Heavy Duty Tire Assembly

	735087006	10x16.5 Heavy Duty (64 OTW) RH Kit Reference Loader Stop matrix. 1 tire assembly	117 LB		\$354.00
	735108006	10x16.5 Heavy Duty (64 OTW) LH Kit Reference Loader Stop matrix. 1 tire assembly	117 LB		\$354.00
	735094006	12x16.5 Heavy Duty (70 OTW) RH Kit Reference Loader Stop matrix. 1 tire assembly	141 LB		\$447.00
	735114006	12x16.5 Heavy Duty (70 OTW) LH Kit Reference Loader Stop matrix. 1 tire assembly	141 LB		\$447.00

Premium Tire Assembly

	735088006	10x16.5 Premium (64 OTW) RH Kit Reference Loader Stop matrix. 1 tire assembly	127 LB		\$425.00
	735109006	10x16.5 Premium (64 OTW) LH Kit Reference Loader Stop matrix. 1 tire assembly	127 LB		\$425.00
	735095006	12x16.5 Premium (70 OTW) RH Kit Reference Loader Stop matrix. 1 tire assembly	152 LB		\$546.00
	735115006	12x16.5 Premium (70 OTW) LH Kit Reference Loader Stop matrix. 1 tire assembly	152 LB		\$546.00

Premium-Liner Tire Assembly

	735089006	10x16.5 Premium-Liner (64 OTW) RH Kit Reference Loader Stop matrix. 1 tire assembly	90 LB		\$470.00
	735110006	10x16.5 Premium-Liner (64 OTW) LH Kit Reference Loader Stop matrix. 1 tire assembly	90 LB		\$470.00
	735096006	12x16.5 Premium-Liner (70 OTW) RH Kit Reference Loader Stop matrix. 1 tire assembly	152 LB		\$680.00



**SR200 SKID STEER LOADER
US PRICE LIST**

(Ex Works Wichita, KS)

	735116006	12x16.5 Premium-Liner (70 OTW) LH Kit Reference Loader Stop matrix. 1 tire assembly	152 LB		\$680.00
--	-----------	--	--------	--	----------

Non-Pneumatic Tire Assembly

	735091006	10x16.5 Non-Pneumatic (64 OTW) RH Kit Reference Loader Stop matrix. 1 tire assembly	251 LB		\$1,098.00
	735112006	10x16.5 Non-Pneumatic (64 OTW) LH Kit Reference Loader Stop matrix. 1 tire assembly	251 LB		\$1,098.00
	735119006	12x16.5 Non-Pneumatic (70 OTW) RH Kit Reference Loader Stop matrix. 1 tire assembly	301 LB		\$1,274.00
	735099006	12x16.5 Non-Pneumatic (70 OTW) LH Kit Reference Loader Stop matrix. 1 tire assembly	301 LB		\$1,274.00

Severe Duty Tire Assembly

	735090006	10x16.5 Severe Duty (64 OTW) RH Kit Reference Loader Stop matrix. 1 tire assembly	147 LB		\$524.00
	735111006	10x16.5 Severe Duty (64 OTW) LH Kit Reference Loader Stop matrix. 1 tire assembly	147 LB		\$524.00
	735097006	12x16.5 Severe Duty (70 OTW) RH Kit Reference Loader Stop matrix. 1 tire assembly	168 LB		\$691.00
	735117006	12x16.5 Severe Duty (70 OTW) LH Kit Reference Loader Stop matrix. 1 tire assembly	168 LB		\$691.00

Flotation Tire Assembly

	735100006	33x15.5 Flotation (76 OTW) RH Kit Reference Loader Stop matrix. 1 tire assembly	178 LB		\$748.00
	735120006	33x15.5 Flotation (76 OTW) LH Kit Reference Loader Stop matrix. 1 tire assembly	178 LB		\$748.00

Mining Tire Assembly

	735098006	12x16.5 Mining (70 OTW) RH Kit Reference Loader Stop matrix. 1 tire assembly	439 LB		\$656.00
	735118006	12x16.5 Mining (70 OTW) LH Kit Reference Loader Stop matrix. 1 tire assembly	439 LB		\$656.00

**SR220 T4A SKID STEER LOADER
US PRICE LIST**

**(Ex Works Wichita, KS)
Standard Equipment**

ENGINE:

CASE 434T/E4 water cooled diesel engine
207 CID (3.4 L) Turbo
Tier 4 Interim Certified
High Pressure Common Rail (HPCR) Fuel Injection
Exhaust Gas Recirculation (EGR)
Diesel Particulate Filter (DPF)
Horsepower:
- Gross 82
- Net 76
- Peak torque 257 lb•ft (349 N•m)
120 amp alternator
Air cleaner - dual element
Anti-freeze solution to -34° F
Fuel tank - 25.5 gal. (U.S.)
3-stack after cooler/radiator/oil cooler configuration
Glow Plugs
Maintenance free 1000 CCA battery with master electrical disconnect

OPERATOR'S PROTECTIVE**STRUCTURE:**

ROPS/FOPS Level 1 canopy with side screens
Control lockout system
Tilt forward ROPS/FOPS
Electric parking brake control
Hand throttle
Foot throttle
Low effort ergonomic H-Pattern hand controls
Proportional auxiliary hydraulic control
Operator's compartment floor cleanout
Rear window with emergency escape
Padded seat bar with integral arm rests
Basic Non-Suspension Seat, vinyl with 2" retractable lap seat belt
Foot rest
Dome Light
12V Power plug socket
Cup holder

OPERATOR'S PROTECTIVE**STRUCTURE:**

Tool Pocket
Top window
Headliner
Alarm package (backup and horn)

OTHER STANDARD FEATURES:

Lights - 2 front, 2 side, 2 rear flood (halogen)
Pre-wired for rotating beacon
Service access hood, lockable
Single point daily service
Tail lights
Remote oil drain
Remote Oil and Fuel Filters

INSTRUMENTATION:

Advanced Instrument Cluster with
Hour meter
Tachometer
Fuel guage
Hydraulic oil temperature guage
Engine coolant temperature guage
Diagnostic features
Security lock-out
Warning lights with alarms:
Critical system stop
Engine system
Hydraulic system
Electrical and diagnostic system
Warning alarms:
Battery voltage (plus display)
Diesel Particulate Filter (DPF)
Oil Service
Indicator Light:
Engine preheat
Parking brake
Seat bar reminder

**SR220 T4A SKID STEER LOADER
US PRICE LIST**

**(Ex Works Wichita, KS)
Standard Equipment**

DRIVE:

Servo assist hydrostatic four
wheel drive
Spring applied hydraulic release
(SAHR) disc parking brake
Dynamic braking
ASA #100 drive chain

HYDRAULICS:

6 micron oil filtration system
3 spool loader control valve
Auxiliary hydraulics, Proportional thumb
wheel activated: loader arm mounted
with ISO specification flat face
"connect-under-pressure"
disconnects
Including case drain
Heavy duty hydraulic oil cooler
Loader arm float position
Auxiliary hydraulic function lockout
override
Loader arm circuit lockout override

LOADER:

Mechanical attachment coupler
Radial arm geometry
Loader lift arm support strut
SAE operating load: 2200 lbs.
Tipping load: 4400 lbs.

TIRES:

12 X 16.5 Heavy Duty - 70 inch
Over-the-Tire Width (OTW)



**SR220 T4A SKID STEER LOADER
US PRICE LIST**

(Ex Works Wichita, KS)

Models

COMMERCIAL MODEL	Weight	Factory Data	List Price
SR220-T4A	7,565 LB		\$47,732.00



**SR220 T4A SKID STEER LOADER
US PRICE LIST**

(Ex Works Wichita, KS)

Factory Supplied Options

Order Code	Description	Weight	Factory Data	List Price
------------	-------------	--------	--------------	------------

CONTROLS AND TRANSMISSION

SD_01401 DRIVE CONTROL TYPE

	761040	Hand Controls (H-Pattern)		No Charge
	761042	E-H Controls		No Charge

SD_01100 CONTROLS LEVEL

	761028	1 Speed Mechanical Controls		No Charge
	761029	2 Speed Mechanical Controls		\$1,586.00
	761031	2 Speed E-H Controls Electro-Hydraulic Switchable (ISO-H Pattern) Controls with Two Speed		\$3,831.00

ROPS/CAB

SD_05009 CAB

	761043	Open Cab (No Heat or HVAC) with top window and keyed start		No Charge
	761046	Enclosed Cab with Heater Includes side windows, front glass door with wiper, shoulder belt, radio with speakers and keyless start		\$4,474.00
	761045	Enclosed Cab with Heater & AC Includes side windows, front glass door with wiper, shoulder belt, radio with speakers and keyless start		\$6,069.00
	761184	Enclosed Cab w/Heat -Demo Door Includes side windows, 3/4" polycarbonate front door with wiper, shoulder belt, radio with speakers and keyless start		\$6,383.00
	761183	Enclosed Cab w/HVAC -Demo Door Includes side windows, 3/4" polycarbonate front door with wiper, shoulder belt, radio with speakers and keyless start		\$7,977.00

SD_05016 OPEN CAB TRIM

	X05016X	No Open Cab Interior Trim Pkg		No Charge
	761186	Open Cab Interior Trim Package For use with Open Cab. Covers interior sides and rear.		\$330.00

SD_05185 CAB SEAT

	761050	Non Suspension Seat		No Charge
	761052	Suspension Seat (Vinyl)		\$411.00

**SR220 T4A SKID STEER LOADER
US PRICE LIST**

(Ex Works Wichita, KS)

	761062	Air Ride Suspension Seat (Fabric) with temperature control (may not be ordered with Open Cab option 761043)			\$1,035.00
--	--------	---	--	--	------------

COUPLER

SD_K5101 COUPLERS

	726003	Manual Coupler			No Charge
	726004	Hydraulic heavy duty coupler			\$1,126.00

BLOCK HEATER

SD_02086 BLOCK HEATER

	X02086X	No Block Heater			No Charge
	761048	Block Heater (120V)			\$173.00

OPERATOR MANUALS

SD_32035 LANGUAGE OPTIONS

	761085	English USA			No Charge
	761088	French Canadian			No Charge
	761097	Spanish Latin American			No Charge

OPTIONAL PACKAGES

SD_01201 OPTION PACKAGES

	761032	Standard Equipment Only			No Charge
	761033	Performance Package Contains ON/OFF One-Way Self Leveling and Ride Control			\$1,257.00
	761034	Front Electric/Multi-Function Contains Front Electric (Multi-Function) for Standard Auxiliaries			\$670.00
	761035	Performance w/Front Electric Contains ON/OFF One-Way Self Leveling, Ride Control and Front Electric			\$1,926.00
	761036	High Flow Package Contains High Flow Hydraulics with Front Electric			\$2,678.00
	761037	High Flow Plus Package Contains Front Electric, High Flow Hydraulics, ON/OFF One-way Self Leveling and Ride Control			\$3,935.00

**SR220 T4A SKID STEER LOADER
US PRICE LIST**

(Ex Works Wichita, KS)

TIRES

SD_16068 TIRE OPTIONS

	8503107	12x16.5 Heavy Duty (70 OTW) 10PR Stamped Center			No Charge
	8503207	12x16.5 Premium (70 OTW) 10PR Stamped Center			\$221.00
	8503307	12x16.5 Premium-Liner (70 OTW) 10PR Stamped Center			\$391.00
	8503407	12x16.5 Severe Duty (70 OTW) 12PR Welded Plate Center			\$536.00
	8503507	12x16.5 Mining (70 OTW) 12PR Welded Plate Center			\$639.00
	8503607	12x16.5 Non-Pneumatic (70 OTW) Welded Plate Center			\$3,152.00
	8505007	33X15.5 Flotation (76 OTW) 12PR Welded Plate Center			\$371.00
	8505107	14x17.5 Premium (76 OTW) may not be used for over-the-wheel tracks 10PR Welded Plate Center			\$536.00

FRONT ATTACHMENTS

BUCKETS

SD_K5231 BUCKETS

	XK5231X	No Bucket			No Charge
Dirt & Foundry Bucket					
	761125	72" Dirt & Foundry Bucket (1829 mm), 16.7 cu. ft. Heaped Capacity			\$1,071.00
	761126	78" Dirt & Foundry Bucket (1981 mm), 18.4 cu. ft. Heaped Capacity			\$1,112.00
Heavy Duty Dirt Bucket					
	761142	72" Heavy Duty Dirt Bucket (1829 mm), 14.6 cu. ft. Heaped Capacity			\$1,329.00
	761143	78" Heavy Duty Dirt Bucket (1981 mm), 15.9 cu. ft. Heaped Capacity			\$1,442.00
	761144	84" Heavy Duty Dirt Bucket (2134 mm), 19.4 cu. ft. Heaped Capacity			\$1,550.00
Light Material Bucket					
	761136	72" Light Material Bucket (1829 mm), 23.7 cu. ft. Heaped Capacity			\$901.00
	761137	84" Light Material Bucket (2134 mm), 27.9 cu. ft. Heaped Capacity			\$1,051.00

**SR220 T4A SKID STEER LOADER
US PRICE LIST**

(Ex Works Wichita, KS)

Low Profile Buckets					
		761129	72" Low Profile Bucket (1829 mm), 14.5 cu. ft. Heaped Capacity		\$968.00
Low Profile Extended Bucket					
		761132	72" Low Profile Extended (1829 mm), 17.1 cu. ft. Heaped Capacity		\$1,076.00
		761133	78" Low Profile Extended (1981 mm), 18.6 cu. ft. Heaped Capacity		\$1,164.00
		761134	84" Low Profile Extended (2134 mm), 20.2 cu. ft. Heaped Capacity		\$1,257.00
Manure & Slurry Bucket					
		761139	72" Manure-Slurry Bucket (1829 mm), 19.1 cu. ft. Heaped Capacity		\$917.00
		761140	84" Manure-Slurry Bucket (2134 mm), 22.5 cu. ft. Heaped Capacity		\$1,066.00

SPILL GUARDS

SD_K5400 SPILL GUARDS					
		XK5400X	No Spill Guard		No Charge
		761177	72" Spill Guard For use with Heavy Duty Buckets only		\$216.00
		761178	78" Spill Guard For use with Heavy Duty Buckets only		\$237.00
		761179	84" Spill Guard For use with Heavy Duty Buckets only		\$252.00

BOLT ON CUTTING EDGES

SD_K6399 BOLT ON CUTTING EDGE					
		XK6399X	No Bolt on Cutting Edge		No Charge
		761147	72" Bolt on Cutting Edge		\$258.00
		761148	78" Bolt on Cutting Edge		\$278.00
		761149	84" Bolt on Cutting Edge		\$299.00

MOVE TO BIC

SD_K6440 OFF-SITE SERVICE					
		XK6440X	No Offsite Service Arrangement		No Charge
		761175	Offsite Service Arrangement Pricing is dealer negotiated with offsite contractor.		No Charge



**SR220 T4A SKID STEER LOADER
US PRICE LIST**

(Ex Works Wichita, KS)

SPECIAL PAINT

SD_50103 SPECIAL PAINT

	X50103X	No Special Paint			No Charge
	726029	<p>Special Paint</p> <p>The price listed is for a color change only from the standard factory color: CNH #86609760 (MS42-Tan). All Special Color formulations will be applied using approved factory processes and materials. Metallic or other special formulations and/or materials are not available. A color chip must be provided to CNH for non CNH colors. A minimum lead time of 8 business weeks will be required prior to production. Unless specified, regular production decals will be applied. Requests can be made that decals not be applied. However, SAFETY decals MUST BE APPLIED in all cases. The following components remain CNH grey: lift & bucket cylinders, front coupler and attachments, ROPS, side screens, rear hood, upper chassis and control links.</p>			\$3,213.00

**SR220 - T4
DIA Kit Dependency Matrix**

Kits not listed Do Not Require Completing Parts or Kits

Key: W = Wholegoods, order directly from plant
S = Service Parts, Order through Service Parts System

If you order this kit from Wholegoods		And the unit is equipped with		Then you also need
735158146	COMPLETE HEATER AND AIR CONDITIONER KIT	Mechanical Controls AND Open ROPS	W	<ul style="list-style-type: none"> • Glass Door - 735011006 or • Demo Door - 735012006 • Seat Belt Kit - 735146006 • Side Window Kit - 735013006
			S	<ul style="list-style-type: none"> • Cab Jumper Harness - 47550196
		E-H Controls AND Open ROPS	W	<ul style="list-style-type: none"> • Glass Door - 735012006 or • Demo Door - 735012006 • Seat Belt Kit - 735146006 • Side Window Kit - 735013006
			S	<ul style="list-style-type: none"> • Cab Jumper Harness - 47550198
735158056 (Tier 3)	COMPLETE HEATER AND AIR CONDITIONER KIT	Mechanical Controls AND Open ROPS	W	<ul style="list-style-type: none"> • Glass Door - 735011006 or • Demo Door - 735012006 • Seat Belt Kit - 735146006 • Side Window Kit - 735013006
			S	<ul style="list-style-type: none"> • Cab Jumper Harness - 47550196
		E-H Controls AND Open ROPS	W	<ul style="list-style-type: none"> • Glass Door - 735012006 or • Demo Door - 735012006 • Seat Belt Kit - 735146006 • Side Window Kit - 735013006
			S	<ul style="list-style-type: none"> • Cab Jumper Harness - 47550198
735159046	COMPLETE HEAT KIT	Mechanical Controls AND Open ROPS	W	<ul style="list-style-type: none"> • Glass Door - 735011006 or • Demo Door - 735012006 • Side Window Kit - 735013006 • Seat Belt Kit - 735146006
			S	<ul style="list-style-type: none"> • Cab Jumper Harness - 47550196
		E-H Controls AND Open ROPS	W	<ul style="list-style-type: none"> • Glass Door - 735011006 or • Demo Door - 735012006 • Side Window Kit - 735013006 • Seat Belt Kit - 735146006
			S	<ul style="list-style-type: none"> • Cab Jumper Harness - 47550198

**SR220 - T4
DIA Kit Dependency Matrix**

Kits not listed Do Not Require Completing Parts or Kits

Key: W = Wholegoods, order directly from plant
S = Service Parts, Order through Service Parts System

If you order this kit from Wholegoods		And the unit is equipped with		Then you also need
735159026 (Tier 3)	COMPLETE HEAT KIT	Mechanical Controls AND Open ROPS	W	• Glass Door - 735011006 or • Demo Door - 735012006 • Side Window Kit - 735013006 • Seat Belt Kit - 735146006
			S	• Cab Jumper Harness - 47550196
		E-H Controls AND Open ROPS	W	• Glass Door - 735011006 or • Demo Door - 735012006 • Side Window Kit - 735013006 • Seat Belt Kit - 735146006
			S	• Cab Jumper Harness - 47550198
735011006	GLASS FRONT DOOR KIT	Mechanical Controls AND Open ROPS	W	• Seat Belt Kit - 735146006
			S	• Cab Jumper Harness - 47550196
		E-H Controls AND Open ROPS	W	• Seat Belt Kit - 735146006
			S	• Cab Jumper Harness - 47550198
735012006	DEMO FRONT DOOR KIT	Mechanical Controls AND Open ROPS	W	• Seat Belt Kit - 735146006
			S	• Cab Jumper Harness - 47550196
		E-H Controls AND Open ROPS	W	• Seat Belt Kit - 735146006
			S	• Cab Jumper Harness - 47550198
735016006	RADIO KIT	Mechanical Controls AND Open ROPS	W	• Seat Belt Kit - 735146006
			S	• Cab Jumper Harness - 47550196
		E-H Controls AND Open ROPS	W	• Seat Belt Kit - 735146006
			S	• Cab Jumper Harness - 47550198
735020016	ROAD LIGHTS KIT	Mechanical Controls WITH Standard Features or Performance Package AND Manual Coupler	S	• Options Harness Kit - 47357842 • Jumper Harness - 84407841 *All Machine S/N Prior to SR220 S/N: NCM456993 - Please Consult Service Parts to find Matching Kit for Legacy Machines
		Mechanical Controls WITH Standard Features OR Performance Package AND Hydraulic Coupler	S	• Jumper Harness - 84407841
		Mechanical Controls WITH ANY High Flow Package AND Manual Coupler	S	• Jumper Harness - 84407841
		E-H Controls WITH ANY Package	S	• Jumper Harness - 84407841

**SR220 - T4
DIA Kit Dependency Matrix**

Kits not listed Do Not Require Completing Parts or Kits

Key: W = Wholegoods, order directly from plant
S = Service Parts, Order through Service Parts System

If you order this kit from Wholegoods		And the unit is equipped with		Then you also need
735021006	MULTI-FUNCTION ELECTRICAL MECHANICAL KIT	Mechanical Controls WITH Standard Features OR Performance Package AND Manual Coupler	W	<ul style="list-style-type: none"> LH Handle Kit - 735134006 RH Handle Kit - 735136006
		Mechanical Controls WITH Standard Features OR Performance Package AND Hydraulic Coupler	S	<ul style="list-style-type: none"> Options Harness Kit - 47357842 <p>*All Machine S/N Prior to - Please Consult Service Parts to find Matching Kit for Legacy Machines</p>
735125006	MULTI-FUNCTION ELECTRICAL E-H KIT	E-H Controls WITH Standard Features OR Performance Package	W	<ul style="list-style-type: none"> LH Handle Kit - 735126006 RH Handle Kit - 735127006
735023006	RIDE CONTROL KIT	Mechanical Controls WITH Standard Features ONLY	W	<ul style="list-style-type: none"> RH Handle Kit - 735136006 <p style="text-align: center;">*with any 2 speed, no additional handle is required</p>
735024006	HYDRAULIC COUPLER KIT	Mechanical Controls WITH Standard Features OR Performance Package	S	<ul style="list-style-type: none"> Options Harness Kit - 47357842 <p>*All Machine S/N Prior to - Please Consult Service Parts to find Matching Kit for Legacy Machines</p>
735025036	HIGH FLOW AUXILIARY KIT Tier 3 Use	Mechanical Controls WITH Standard Features OR Performance Package	S	<ul style="list-style-type: none"> Options Harness Kit - 47357842 <p>*All Machine S/N Prior to SR220 S/N: NCM456993 - Please Consult Service Parts to find Matching Kit for Legacy Machines</p>
735025056	HIGH FLOW AUXILIARY KIT Tier 4 Use	Mechanical Controls WITH Standard Features OR Performance Package	S	<ul style="list-style-type: none"> Options Harness Kit - 47357842 <p>*All Machine S/N Prior to SR220 S/N: NCM456993 - Please Consult Service Parts to find Matching Kit for Legacy Machines</p>
735027036	SECOND HYDRAULIC FRONT AUXILIARY KIT	Mechanical Controls WITH Standard Features OR Performance Package	W	<ul style="list-style-type: none"> 2nd Aux LH Handle - 735135006
		Mechanical Controls WITH ANY High Flow Package	S	<ul style="list-style-type: none"> Options Harness Kit - 47357842 <p>*All Machine S/N Prior to SR220 S/N: NCM456993 - Please Consult Service Parts to find Matching Kit for Legacy Machines</p>
		Mechanical Controls WITH ANY High Flow Package	W	<ul style="list-style-type: none"> 2nd Aux LH Handle - 735135006
		E-H Controls WITH ANY Package	W	<ul style="list-style-type: none"> 2nd Aux LH Handle - 735132006

If ordering multiple option kits, only one chassis option harness or cab harness is needed

All items identified as kits are Wholegoods; Prior released harnesses and kits will come from Service Parts.

Harnesses need extra attention to ensure connecting harnesses will link up with desired kit, please select harness which is newer to or prior to implementation machine serial number as needed.



(This page intentionally left blank)

SR220
Tire Kits and Loader Stops

If you order this kit from Wholegoods			Then you also need to order these Loader Stops from Service Parts
Wheel Assembly Description	LH Mount	RH Mount	
12x16.5 Heavy Duty 70 OTW	735114006	735094006	84306052
12x16.5 Premium 70 OTW	735115006	735095006	84306052
12x16.5 Premium-Liner 70 OTW	735116006	735096006	84306052
12x16.5 Severe Duty 70 OTW	735117006	735097006	84306052
12x16.5 Mining 70 OTW	735118006	735098006	84306052
12x16.5 Non-Pneumatic 70 OTW	735099006	735119006	84306052
14x17.5 Premium 76 OTW	735121006	735102006	84306049



(This page intentionally left blank)



**SR220 T4A SKID STEER LOADER
US PRICE LIST**

(Ex Works Wichita, KS)

Factory Supplied Attachments

Order Code	Description	Weight	Factory Data	List Price
------------	-------------	--------	--------------	------------

Basic Attachments

735030006	Demo Rear Door Kit	32 LB		\$330.00
735006006	Beacon Kit	1 LB		\$165.00
735007006	4-Corner LED Strobe Kit	24 LB		\$536.00
735159026	Heater Complete For use with Tier 3 ONLY Must order applicable harness. Reference dependency matrix.	137 LB		\$1,472.00
735159046	Heater Complete For use with Tier 4 ONLY Must order applicable harness. Reference dependency matrix.	141 LB		\$1,472.00
735158056	HVAC Complete For use with Tier 3 ONLY Must order applicable harness. Reference dependency matrix.	379 LB		\$3,162.00
735158146	HVAC Complete For use with Tier 4 ONLY Must order applicable harness. Reference dependency matrix.	384 LB		\$3,162.00
735146006	Three Point Seat Belt	2 LB		\$250.00
735011006	Glass Front Door Kit Center mounted wiper Requires three point seat belt. Must order applicable harness. Reference dependency matrix.	182 LB		\$1,653.00
735012006	Demo Front Door Kit Center mounted wiper Requires three point seat belt. Must order applicable harness. Reference dependency matrix.	182 LB		\$2,905.00
735013006	Cab Side Windows Kit	139 LB		\$927.00
735016006	Radio Kit Must order applicable harness. Reference dependency matrix.	16 LB		\$443.00
735150006	Open Cab Interior Trim Kit For use with Open Cab. Covers interior sides and rear.	20 LB		\$399.00
735020016	Road Light Kit Must order applicable harness. Reference dependency matrix.	18 LB		\$649.00
735124006	Side Lamp Kit	6 LB		\$272.00
735021006	Multi-Function Front Electrical Mech Kit For use with SR175, SR220 and SR250 Must order applicable handle. Reference dependency matrix.	3 LB		\$294.00
735125006	Multi-Function Front Electrical E-H Kit For use with SR175, SR220 and SR250 Must order applicable handle. Reference dependency matrix.	3 LB		\$294.00
735022026	One Way Self Level Kit	14 LB		\$520.00
735023006	Ride Control Kit Must order applicable handle. Reference dependency matrix.	33 LB		\$515.00
735024006	Hydraulic Coupler Kit For use with SR175, SR220 and SR250 Must order applicable harness. Reference dependency matrix.	160 LB		\$1,324.00
735025056	High Flow Auxiliary Kit For use with TIER 4 models ONLY. Must order applicable harness. Reference dependency matrix.	185 LB		\$2,699.00

**SR220 T4A SKID STEER LOADER
US PRICE LIST**

(Ex Works Wichita, KS)

	735025036	High Flow Auxiliary Kit For use with TIER 3 models ONLY. Must order applicable harness. Reference dependency matrix.	243 LB		\$2,699.00
	735027036	Second Hydraulic Front Auxiliary Kit Must order applicable handle. Reference dependency matrix.	84 LB		\$1,103.00
	735036026	4-Point Lift Hook Kit	10 LB		\$238.00
	735037006	Single Point Lift Hook Kit	289 LB		\$1,102.00
	735038006	FOPS Level 2 Modification Kit	61 LB		\$368.00
	735039026	Extra Counterweight Kit	362 LB		\$736.00
	735040056	Aspirator Kit For use with TIER 3 models ONLY.	9 LB		\$340.00
	735040076	Aspirator Kit For use with TIER 4 models ONLY.	16 LB		\$340.00
	735042006	Interior Mirror Kit	4 LB		\$62.00
	735045006	Foot Control Kit Not available for units equipped with Electro Hydraulic (EH) controls. For use with Tier 3 models ONLY.	58 LB		\$659.00
	735045046	Foot Control Kit Not available for units equipped with Electro Hydraulic (EH) controls. For use with Tier 4 models ONLY.	60 LB		\$659.00
	735047006	120V Block Heater Kit	6 LB		\$221.00
	735048006	220V Block Heater Kit	6 LB		\$221.00
	735142006	Cylinder Guard Kit	21 LB		\$792.00
	735151046	Debris Seal Kit Reduces debris ingress to engine compartment and chassis For use with models built July 2012 or later	23 LB		\$253.00
	735152036	New Hood with Debris Seal Kit Contains new hood and additional sealing items Reduces debris ingress to engine compartment and chassis For use with Tier 3 models built prior to July 2012	64 LB		\$749.00

Handles - E-H Models

	735126006	LH EH Handle Kit (NO 2nd Aux) Adds Front Electric on all models except SR130 and SR160	1 LB		\$191.00
	735127006	RH EH Handle Kit Adds Front Electric on all models except SR130 and SR160	1 LB		\$191.00
	735132006	LH EH Handle Kit (WITH 2nd Aux) Adds Second Auxiliary with Front Electric.	1 LB		\$191.00

Handles - Mechanical Models

	735134006	LH Mechanical Handle Kit (NO 2nd Aux) Adds Front Electric.	1 LB		\$191.00
	735135006	LH Mechanical Handle Kit (WITH 2nd Aux) Adds Second Auxiliary with Front Electric.	1 LB		\$191.00
	735136006	RH Mechanical Handle Kit Adds Front Electric.	2 LB		\$191.00

Pallet Forks

	735075006	Pallet Fork Frame w/48" Tines	540 LB		\$1,355.00
--	-----------	-------------------------------	--------	--	------------



**SR220 T4A SKID STEER LOADER
US PRICE LIST**

(Ex Works Wichita, KS)

Dirt & Foundry Bucket

	735055016	72" Dirt & Foundry Bucket (1829 mm), 16.7 cu. ft. Heaped Capacity	407 LB	\$1,071.00
	735056016	78" Dirt & Foundry Bucket (1981 mm), 18.4 cu. ft. Heaped Capacity	429 LB	\$1,112.00

Low Profile Bucket

	735059016	72" Low Profile Bucket (1829 mm), 14.5 cu. ft. Heaped Capacity	471 LB	\$968.00
--	-----------	---	--------	----------

Low Profile Extended Bucket

	735062016	72" Low Profile Extended Bucket (1829 mm), 17.1 cu. ft. Heaped Capacity	504 LB	\$1,076.00
	735063016	78" Low Profile Extended Bucket (1981 mm), 18.6 cu. ft. Heaped Capacity	531 LB	\$1,164.00
	735064016	84" Low Profile Extended Bucket (2134 mm), 20.2 cu. ft. Heaped Capacity	607 LB	\$1,257.00

Light Material Bucket

	735066016	72" Light Material Bucket (1829 mm), 23.7 cu. ft. Heaped Capacity	466 LB	\$901.00
	735067016	84" Light Material Bucket (2134 mm), 27.9 cu. ft. Heaped Capacity	532 LB	\$1,051.00

Manure & Slurry Bucket

	735069016	72" Manure-Slurry Bucket (1829 mm), 19.1 cu. ft. Heaped Capacity	469 LB	\$917.00
	735070016	84" Manure-Slurry Bucket (2134 mm), 22.5 cu. ft. Heaped Capacity	535 LB	\$1,066.00

Heavy Duty Dirt Bucket

	735072016	72" Heavy Duty Dirt Bucket (1829 mm), 14.6 cu. ft. Heaped Capacity	501 LB	\$1,329.00
	735073016	78" Heavy Duty Dirt Bucket (1981 mm), 15.9 cu. ft. Heaped Capacity	526 LB	\$1,442.00
	735074016	84" Heavy Duty Dirt Bucket (2134 mm), 19.4 cu. ft. Heaped Capacity	550 LB	\$1,550.00

Heavy Duty Tire Assembly

	735094006	12x16.5 Heavy Duty (70 OTW) RH Kit Reference Loader Stop matrix. 1 tire assembly	141 LB	\$447.00
	735114006	12x16.5 Heavy Duty (70 OTW) LH Kit Reference Loader Stop matrix. 1 tire assembly	141 LB	\$447.00

Premium Tire Assembly

	735095006	12x16.5 Premium (70 OTW) RH Kit Reference Loader Stop matrix. 1 tire assembly	152 LB	\$546.00
	735115006	12x16.5 Premium (70 OTW) LH Kit Reference Loader Stop matrix. 1 tire assembly	152 LB	\$546.00
	735102006	14x17.5 Premium (76 OTW) RH Kit Reference Loader Stop matrix. 1 tire assembly	89 LB	\$745.00



**SR220 T4A SKID STEER LOADER
US PRICE LIST**

(Ex Works Wichita, KS)

	735121006	14x17.5 Premium (76 OTW) LH Kit Reference Loader Stop matrix. 1 tire assembly	89 LB		\$745.00
--	-----------	--	-------	--	----------

Premium-Liner Tire Assembly

	735096006	12x16.5 Premium-Liner (70 OTW) RH Kit Reference Loader Stop matrix. 1 tire assembly	152 LB		\$680.00
	735116006	12x16.5 Premium-Liner (70 OTW) LH Kit Reference Loader Stop matrix. 1 tire assembly	152 LB		\$680.00

Non-Pneumatic Tire Assembly

	735119006	12x16.5 Non-Pneumatic (70 OTW) RH Kit Reference Loader Stop matrix. 1 tire assembly	301 LB		\$1,274.00
	735099006	12x16.5 Non-Pneumatic (70 OTW) LH Kit Reference Loader Stop matrix. 1 tire assembly	301 LB		\$1,274.00

Severe Duty Tire Assembly

	735097006	12x16.5 Severe Duty (70 OTW) RH Kit Reference Loader Stop matrix. 1 tire assembly	168 LB		\$691.00
	735117006	12x16.5 Severe Duty (70 OTW) LH Kit Reference Loader Stop matrix. 1 tire assembly	168 LB		\$691.00

Mining Tire Assembly

	735098006	12x16.5 Mining (70 OTW) RH Kit Reference Loader Stop matrix. 1 tire assembly	439 LB		\$656.00
	735118006	12x16.5 Mining (70 OTW) LH Kit Reference Loader Stop matrix. 1 tire assembly	439 LB		\$656.00

Flotation Tire Assembly

	735100006	33x15.5 Flotation (76 OTW) RH Kit Reference Loader Stop matrix. 1 tire assembly	178 LB		\$748.00
	735120006	33x15.5 Flotation (76 OTW) LH Kit Reference Loader Stop matrix. 1 tire assembly	178 LB		\$748.00

SR250 T4A SKID STEER LOADER
US PRICE LIST

(Ex Works Wichita, KS)

Standard Equipment

ENGINE:

CASE 434T/E4 water-cooled diesel engine
207 CID (3.4L) Turbo
Tier 4 Interim Certified
High Pressure Common Rail (HPCR) Fuel Injection
Exhaust Gas Recirculation (EGR)
Diesel Particulate Filter (DPF)
Horsepower:
- Gross 90
- Net 84
- Peak torque 282 lb•ft (383 N•m)
120 amp alternator
Air cleaner - dual element
Anti-freeze solution to -34° F
Fuel tank - 25.5 gal. (US)
3-stack after cooler/radiator/oil cooler configuration
Glow Plugs
Maintenance free 1000 CCA battery with master electrical disconnect

OPERATOR'S PROTECTIVE

STRUCTURE:

ROPS/FOPS Level 1 canopy with side screens
Control lockout system
Tilt forward ROPS/FOPS
Electric parking brake control
Hand throttle
Foot throttle
Low effort servo-assist H-Pattern hand controls
Proportional auxiliary hydraulic control
Operator's compartment floor cleanout
Rear window with emergency escape
Padded seat bar with integral arm rests
Basic Non-Suspension Seat, vinyl with 2" retractable lap seat belt
Foot rest
Dome Light
12V Power plug socket
Cup holder

OPERATOR'S PROTECTIVE

STRUCTURE (Continued):

Tool Pocket
Top window
Headliner
Alarm package (backup and horn)

OTHER STANDARD FEATURES:

Lights - 2 front, 2 side, 2 rear flood (halogen)
Pre-wired for rotating beacon
Service access hood, lockable
Single point daily service
Tail lights
Remote oil drain
Remote oil and fuel filters

INSTRUMENTATION:

Advanced Instrument Cluster with
Hour meter
Tachometer
Fuel gauge
Hydraulic oil temperature gauge
Engine coolant temperature gauge
Diagnostic features
Security lock-out
Warning lights with alarms:
Critical system stop
Engine system
Hydraulic system
Electrical and diagnostic system
Warning alarms:
Battery voltage (plus display)
Diesel particulate filter (DPF)
Oil Service
Indicator Light:
Engine preheat, Parking brake, Seat bar reminder

**SR250 T4A SKID STEER LOADER
US PRICE LIST**

**(Ex Works Wichita, KS)
Standard Equipment**

DRIVE:

Servo assist, two-speed hydrostatic
four wheel drive
Spring applied hydraulic release
(SAHR) disc parking brake
Dynamic braking
ASA #100 drive chain

HYDRAULICS:

6 micron oil filtration system
3 spool loader control valve
Auxiliary hydraulics, proportional thumb
wheel activated: loader arm mounted
with ISO specification flat face
"connect-under-pressure"
disconnects
including case drain
Heavy duty hydraulic oil cooler
Loader arm float position
Auxiliary hydraulic function lockout
override
Loader arm circuit lockout override

LOADER:

Mechanical attachment coupler
Radial arm geometry
Loader lift arm support strut
SAE operating load: 2500 lbs.
Tipping load: 5000 lbs.

TIRES

12 X 16.5 Heavy Duty - 70 inch
Over-the-Tire Width (OTW)



**SR250 T4A SKID STEER LOADER
US PRICE LIST**

(Ex Works Wichita, KS)

Models

COMMERCIAL MODEL	Weight	Factory Data	List Price
SR250-T4A	7,565 LB		\$52,554.00



**SR250 T4A SKID STEER LOADER
US PRICE LIST**

(Ex Works Wichita, KS)

Factory Supplied Options

Order Code	Description	Weight	Factory Data	List Price
------------	-------------	--------	--------------	------------

CONTROLS AND TRANSMISSION

SD_01401 DRIVE CONTROL TYPE

	761040	Hand Controls (H-Pattern)		No Charge
	761042	E-H Controls		No Charge

SD_01100 CONTROLS LEVEL

	761029	2 Speed Mechanical Controls		No Charge
	761031	2 Speed E-H Controls Electro-Hydraulic Switchable (ISO-H Pattern) Controls with Two Speed		\$2,245.00

ROPS/CAB

SD_05009 CAB

	761043	Open Cab (No Heat or HVAC) with top window and keyed start		No Charge
	761046	Enclosed Cab with Heater Includes side windows, front glass door with wiper, shoulder belt, radio with speakers and keyless start		\$4,474.00
	761045	Enclosed Cab with Heater & AC Includes side windows, front glass door with wiper, shoulder belt, radio with speakers and keyless start		\$6,069.00
	761184	Enclosed Cab w/Heat -Demo Door Includes side windows, 3/4" polycarbonate front door with wiper, shoulder belt, radio with speakers and keyless start		\$6,383.00
	761183	Enclosed Cab w/HVAC -Demo Door Includes side windows, 3/4" polycarbonate front door with wiper, shoulder belt, radio with speakers and keyless start		\$7,977.00

SD_05016 OPEN CAB TRIM

	X05016X	No Open Cab Interior Trim Pkg		No Charge
	761186	Open Cab Interior Trim Package For use with Open Cab. Covers interior sides and rear.		\$330.00

SD_05185 CAB SEAT

	761050	Non Suspension Seat		No Charge
	761052	Suspension Seat (Vinyl)		\$411.00



**SR250 T4A SKID STEER LOADER
US PRICE LIST**

(Ex Works Wichita, KS)

	761062	Air Ride Suspension Seat (Fabric) with temperature control (may not be ordered with Open Cab option 761043)			\$1,035.00
--	--------	---	--	--	------------

COUPLER

SD_K5101 COUPLERS

	726003	Manual Coupler			No Charge
	726004	Hydraulic heavy duty coupler			\$1,126.00

BLOCK HEATER

SD_02086 BLOCK HEATER

	X02086X	No Block Heater			No Charge
	761048	Block Heater (120V)			\$173.00

OPERATOR MANUALS

SD_32035 LANGUAGE OPTIONS

	761085	English USA			No Charge
	761088	French Canadian			No Charge
	761097	Spanish Latin American			No Charge

OPTIONAL PACKAGES

SD_01201 OPTION PACKAGES

	761032	Standard Equipment Only			No Charge
	761033	Performance Package Contains ON/OFF One-Way Self Leveling and Ride Control			\$1,257.00
	761034	Front Electric/Multi-Function Contains Front Electric (Multi-Function) for Standard Auxiliaries			\$670.00
	761035	Performance w/Front Electric Contains ON/OFF One-Way Self Leveling, Ride Control and Front Electric			\$1,926.00
	761036	High Flow Package Contains High Flow Hydraulics with Front Electric			\$2,678.00
	761037	High Flow Plus Package Contains Front Electric, High Flow Hydraulics, ON/OFF One-way Self Leveling and Ride Control			\$3,935.00



**SR250 T4A SKID STEER LOADER
US PRICE LIST**

(Ex Works Wichita, KS)

	761039	Enhanced High Flow Package Only available with units equipped with EH Controls. Contains 4000 PSI High Flow Hydraulics, Second Auxiliaries, Front Electric, High Flow Hydraulics, ON/OFF One-way Self Leveling and Ride Control			\$7,438.00
--	--------	---	--	--	------------

TIRES

SD_16068 TIRE OPTIONS

	8503107	12x16.5 Heavy Duty (70 OTW) 10PR Stamped Center			No Charge
	8503207	12x16.5 Premium (70 OTW) 10PR Stamped Center			\$221.00
	8503307	12x16.5 Premium-Liner (70 OTW) 10PR Stamped Center			\$391.00
	8503407	12x16.5 Severe Duty (70 OTW) 12PR Welded Plate Center			\$536.00
	8503507	12x16.5 Mining (70 OTW) 12PR Welded Plate Center			\$639.00
	8503607	12x16.5 Non-Pneumatic (70 OTW) Welded Plate Center			\$3,152.00
	8505007	33X15.5 Flotation (76 OTW) 12PR Welded Plate Center			\$371.00
	8505107	14x17.5 Premium (76 OTW) may not be used for over-the-wheel tracks 10PR Welded Plate Center			\$536.00

FRONT ATTACHMENTS

BUCKETS

SD_K5231 BUCKETS

	XK5231X	No Bucket			No Charge
Dirt & Foundry Bucket					
	761125	72" Dirt & Foundry Bucket (1829 mm), 16.7 cu. ft. Heaped Capacity			\$1,071.00
	761126	78" Dirt & Foundry Bucket (1981 mm), 18.4 cu. ft. Heaped Capacity			\$1,112.00
Heavy Duty Dirt Bucket					
	761142	72" Heavy Duty Dirt Bucket (1829 mm), 14.6 cu. ft. Heaped Capacity			\$1,329.00
	761143	78" Heavy Duty Dirt Bucket (1981 mm), 15.9 cu. ft. Heaped Capacity			\$1,442.00
	761144	84" Heavy Duty Dirt Bucket (2134 mm), 19.4 cu. ft. Heaped Capacity			\$1,550.00



**SR250 T4A SKID STEER LOADER
US PRICE LIST**

(Ex Works Wichita, KS)

Light Material Bucket						
		761136	72" Light Material Bucket (1829 mm), 23.7 cu. ft. Heaped Capacity			\$901.00
		761137	84" Light Material Bucket (2134 mm), 27.9 cu. ft. Heaped Capacity			\$1,051.00
Low Profile Buckets						
		761129	72" Low Profile Bucket (1829 mm), 14.5 cu. ft. Heaped Capacity			\$968.00
Low Profile Extended Bucket						
		761132	72" Low Profile Extended (1829 mm), 17.1 cu. ft. Heaped Capacity			\$1,076.00
		761133	78" Low Profile Extended (1981 mm), 18.6 cu. ft. Heaped Capacity			\$1,164.00
		761134	84" Low Profile Extended (2134 mm), 20.2 cu. ft. Heaped Capacity			\$1,257.00
Manure & Slurry Bucket						
		761139	72" Manure-Slurry Bucket (1829 mm), 19.1 cu. ft. Heaped Capacity			\$917.00
		761140	84" Manure-Slurry Bucket (2134 mm), 22.5 cu. ft. Heaped Capacity			\$1,066.00

SPILL GUARDS

SD_K5400 SPILL GUARDS						
		XK5400X	No Spill Guard			No Charge
		761177	72" Spill Guard For use with Heavy Duty Buckets only			\$216.00
		761178	78" Spill Guard For use with Heavy Duty Buckets only			\$237.00
		761179	84" Spill Guard For use with Heavy Duty Buckets only			\$252.00

BOLT ON CUTTING EDGES

SD_K6399 BOLT ON CUTTING EDGE						
		XK6399X	No Bolt on Cutting Edge			No Charge
		761147	72" Bolt on Cutting Edge			\$258.00
		761148	78" Bolt on Cutting Edge			\$278.00
		761149	84" Bolt on Cutting Edge			\$299.00

MOVE TO BIC

SD_K6440 OFF-SITE SERVICE						
		XK6440X	No Offsite Service Arrangement			No Charge
		761175	Offsite Service Arrangement Pricing is dealer negotiated with offsite contractor.			No Charge



**SR250 T4A SKID STEER LOADER
US PRICE LIST**

(Ex Works Wichita, KS)

SPECIAL PAINT

SD_50103 SPECIAL PAINT

	X50103X	No Special Paint			No Charge
	726029	<p>Special Paint</p> <p>The price listed is for a color change only from the standard factory color: CNH #86609760 (MS42-Tan). All Special Color formulations will be applied using approved factory processes and materials. Metallic or other special formulations and/or materials are not available. A color chip must be provided to CNH for non CNH colors. A minimum lead time of 8 business weeks will be required prior to production. Unless specified, regular production decals will be applied. Requests can be made that decals not be applied. However, SAFETY decals MUST BE APPLIED in all cases. The following components remain CNH grey: lift & bucket cylinders, front coupler and attachments, ROPS, side screens, rear hood, upper chassis and control links.</p>			\$3,213.00

**SR250 - T4
DIA Kit Dependency Matrix**

Kits not listed Do Not Require Completing Parts or Kits

Key: W = Wholegoods, order directly from plant
S = Service Parts, Order through Service Parts System

If you order this kit from Wholegoods		And the unit is equipped with		Then you also need
735158146	COMPLETE HEATER AND AIR CONDITIONER KIT	Mechanical Controls AND Open ROPS	W	<ul style="list-style-type: none"> • Glass Door - 735011006 or • Demo Door - 735012006 • Seat Belt Kit - 735146006 • Side Window Kit - 735013006
			S	<ul style="list-style-type: none"> • Cab Jumper Harness - 47550196
		E-H Controls AND Open ROPS	W	<ul style="list-style-type: none"> • Glass Door - 735012006 or • Demo Door - 735012006 • Seat Belt Kit - 735146006 • Side Window Kit - 735013006
			S	<ul style="list-style-type: none"> • Cab Jumper Harness - 47550198
735158056 (Tier 3)	COMPLETE HEATER AND AIR CONDITIONER KIT	Mechanical Controls AND Open ROPS	W	<ul style="list-style-type: none"> • Glass Door - 735011006 or • Demo Door - 735012006 • Seat Belt Kit - 735146006 • Side Window Kit - 735013006
			S	<ul style="list-style-type: none"> • Cab Jumper Harness - 47550196
		E-H Controls AND Open ROPS	W	<ul style="list-style-type: none"> • Glass Door - 735012006 or • Demo Door - 735012006 • Seat Belt Kit - 735146006 • Side Window Kit - 735013006
			S	<ul style="list-style-type: none"> • Cab Jumper Harness - 47550198
735159046	COMPLETE HEAT KIT	Mechanical Controls AND Open ROPS	W	<ul style="list-style-type: none"> • Glass Door - 735011006 or • Demo Door - 735012006 • Side Window Kit - 735013006 • Seat Belt Kit - 735146006
			S	<ul style="list-style-type: none"> • Cab Jumper Harness - 47550196
		E-H Controls AND Open ROPS	W	<ul style="list-style-type: none"> • Glass Door - 735011006 or • Demo Door - 735012006 • Side Window Kit - 735013006 • Seat Belt Kit - 735146006
			S	<ul style="list-style-type: none"> • Cab Jumper Harness - 47550198

**SR250 - T4
DIA Kit Dependency Matrix**

Kits not listed Do Not Require Completing Parts or Kits

Key: W = Wholegoods, order directly from plant
S = Service Parts, Order through Service Parts System

If you order this kit from Wholegoods		And the unit is equipped with		Then you also need
735159026 (Tier 3)	COMPLETE HEAT KIT	Mechanical Controls AND Open ROPS	W	<ul style="list-style-type: none"> • Glass Door - 735011006 or • Demo Door - 735012006 • Side Window Kit - 735013006 • Seat Belt Kit - 735146006
			S	<ul style="list-style-type: none"> • Cab Jumper Harness - 47550196
		E-H Controls AND Open ROPS	W	<ul style="list-style-type: none"> • Glass Door - 735011006 or • Demo Door - 735012006 • Demo Door - - 47426822 • Cab Jumper Harness - 47550196
			S	<ul style="list-style-type: none"> • Cab Jumper Harness - All Machine S/N Prior to SR200 S/N: NBM430266 - Use 84352394
735011006	GLASS FRONT DOOR KIT	Mechanical Controls AND Open ROPS	W	<ul style="list-style-type: none"> • Seat Belt Kit - 735146006
			S	<ul style="list-style-type: none"> • Cab Jumper Harness - 47550196
		E-H Controls AND Open ROPS	W	<ul style="list-style-type: none"> • Seat Belt Kit - 735146006
			S	<ul style="list-style-type: none"> • Cab Jumper Harness - 47550198
735012006	DEMO FRONT DOOR KIT	Mechanical Controls AND Open ROPS	W	<ul style="list-style-type: none"> • Seat Belt Kit - 735146006
			S	<ul style="list-style-type: none"> • Cab Jumper Harness - 47550196
		E-H Controls AND Open ROPS	W	<ul style="list-style-type: none"> • Seat Belt Kit - 735146006
			S	<ul style="list-style-type: none"> • Cab Jumper Harness - 47550198
735016006	RADIO KIT	Mechanical Controls AND Open ROPS	W	<ul style="list-style-type: none"> • Seat Belt Kit - 735146006
			S	<ul style="list-style-type: none"> • Cab Jumper Harness - 47550196
		E-H Controls AND Open ROPS	W	<ul style="list-style-type: none"> • Seat Belt Kit - 735146006
			S	<ul style="list-style-type: none"> • Cab Jumper Harness - 47550198
735020016	ROAD LIGHTS KIT	Mechanical Controls WITH Standard Features OR Performance Package AND Manual Coupler	W	<ul style="list-style-type: none"> • Options Harness Kit - 47357842 <p>*All Machine S/N Prior to SR250 S/N: NCM442535 - Please Consult Service Parts to find Matching Kit for Legacy Machines</p>

**SR250 - T4
DIA Kit Dependency Matrix**

Kits not listed Do Not Require Completing Parts or Kits

Key: W = Wholegoods, order directly from plant
S = Service Parts, Order through Service Parts System

If you order this kit from Wholegoods		And the unit is equipped with		Then you also need
735021006	MULTI-FUNCTION ELECTRICAL MECHANICAL KIT	Mechanical Controls WITH Standard Features OR Performance Package AND Manual Coupler	W	<ul style="list-style-type: none"> LH Handle Kit - 735134006 RH Handle Kit - 735136006
			S	<ul style="list-style-type: none"> Options Harness Kit - 47357842 <p>*All Machine S/N Prior to SR250 S/N: NCM442535 - Please Consult Service Parts to find Matching Kit for Legacy Machines</p>
		Mechanical Controls WITH Standard Features OR Performance Package AND Hydraulic Coupler	W	<ul style="list-style-type: none"> LH Handle Kit - 735134006 RH Handle Kit - 735136006
735125006	MULTI-FUNCTION ELECTRICAL E-H KIT	E-H Controls WITH Standard Features OR Performance Package	W	<ul style="list-style-type: none"> LH Handle Kit - 735126006 RH Handle Kit - 735127006
735023006	RIDE CONTROL KIT	Mechanical Controls WITH Standard Features ONLY	W	<ul style="list-style-type: none"> RH Handle Kit - 735136006
				*with any 2 speed, no additional handle is required
735024006	HYDRAULIC COUPLER KIT	Mechanical Controls WITH Standard Features OR Performance Package	S	<ul style="list-style-type: none"> Options Harness Kit - 47357842 <p>*All Machine S/N Prior to - Please Consult Service Parts to find Matching Kit for Legacy Machines</p>
735025036	HIGH FLOW AUXILIARY KIT Tier 3 Use	Mechanical Controls WITH Standard Features OR Performance Package	S	<ul style="list-style-type: none"> Options Harness Kit - 47357842 <p>*All Machine S/N Prior to SR250 S/N: NCM444655 - Please Consult Service Parts to find Matching Kit for Legacy Machines</p>
735025056	HIGH FLOW AUXILIARY KIT Tier 4 Use	Mechanical Controls WITH Standard Features OR Performance Package	S	<ul style="list-style-type: none"> Options Harness Kit - 47357842 <p>*All Machine S/N Prior to SR250 S/N: NCM442535 - Please Consult Service Parts to find Matching Kit for Legacy Machines</p>
735027036	SECOND HYDRAULIC FRONT AUXILIARY KIT	Mechanical Controls WITH Standard Features OR Performance Package	W	<ul style="list-style-type: none"> 2nd Aux LH Handle - 735135006
			S	<ul style="list-style-type: none"> Options Harness Kit - 47357842 <p>*All Machine S/N Prior to SR250 S/N: NCM442535 - Please Consult Service Parts to find Matching Kit for Legacy Machines</p>
		Mechanical Controls WITH ANY High Flow Package	W	<ul style="list-style-type: none"> 2nd Aux LH Handle - 735135006
		E-H Controls WITH ANY Package	W	<ul style="list-style-type: none"> 2nd Aux LH Handle - 735132006

If ordering multiple option kits, only one chassis option harness or cab harness is needed and any hardware/options already installed will not need to be ordered

All items identified as kits are Wholegoods; Prior released harnesses and kits will come from Service Parts.

Harnesses need extra attention to ensure connecting harnesses will link up with desired kit, please select harness which is newer to, or prior to implementation machine serial number as needed.



(This page intentionally left blank)

SR250
Tire Kits and Loader Stops

If you order this kit from Wholegoods			Then you also need to order these Loader Stops from Service Parts
Wheel Assembly Description	LH Mount	RH Mount	
12x16.5 Heavy Duty 70 OTW	735114006	735094006	84306052
12x16.5 Premium 70 OTW	735115006	735095006	84306052
12x16.5 Premium-Liner 70 OTW	735116006	735096006	84306052
12x16.5 Severe Duty 70 OTW	735117006	735097006	84306052
12x16.5 Mining 70 OTW	735118006	735098006	84306052
12x16.5 Non-Pneumatic 70 OTW	735099006	735119006	84306052
14x17.5 Premium 76 OTW	735121006	735102006	84306049



(This page intentionally left blank)



**SR250 T4A SKID STEER LOADER
US PRICE LIST**

(Ex Works Wichita, KS)

Factory Supplied Attachments

Order Code	Description	Weight	Factory Data	List Price
Basic Attachments				
735030006	Demo Rear Door Kit	32 LB		\$330.00
735006006	Beacon Kit	1 LB		\$165.00
735007006	4-Corner LED Strobe Kit	24 LB		\$536.00
735159026	Heater Complete For use with Tier 3 ONLY Must order applicable harness. Reference dependency matrix.	137 LB		\$1,472.00
735159046	Heater Complete For use with Tier 4 ONLY Must order applicable harness. Reference dependency matrix.	141 LB		\$1,472.00
735158056	HVAC Complete For use with Tier 3 ONLY Must order applicable harness. Reference dependency matrix.	379 LB		\$3,162.00
735158146	HVAC Complete For use with Tier 4 ONLY Must order applicable harness. Reference dependency matrix.	384 LB		\$3,162.00
735146006	Three Point Seat Belt	2 LB		\$250.00
735011006	Glass Front Door Kit Center mounted wiper Requires three point seat belt. Must order applicable harness. Reference dependency matrix.	182 LB		\$1,653.00
735012006	Demo Front Door Kit Center mounted wiper Requires three point seat belt. Must order applicable harness. Reference dependency matrix.	182 LB		\$2,905.00
735013006	Cab Side Windows Kit	139 LB		\$927.00
735016006	Radio Kit Must order applicable harness. Reference dependency matrix.	16 LB		\$443.00
735150006	Open Cab Interior Trim Kit For use with Open Cab. Covers interior sides and rear.	20 LB		\$399.00
735020016	Road Light Kit Must order applicable harness. Reference dependency matrix.	18 LB		\$649.00
735124006	Side Lamp Kit	6 LB		\$272.00
735021006	Multi-Function Front Electrical Mech Kit For use with SR175, SR220 and SR250 Must order applicable handle. Reference dependency matrix.	3 LB		\$294.00
735125006	Multi-Function Front Electrical E-H Kit For use with SR175, SR220 and SR250 Must order applicable handle. Reference dependency matrix.	3 LB		\$294.00
735022026	One Way Self Level Kit	14 LB		\$520.00
735023006	Ride Control Kit Must order applicable handle. Reference dependency matrix.	33 LB		\$515.00
735024006	Hydraulic Coupler Kit For use with SR175, SR220 and SR250 Must order applicable harness. Reference dependency matrix.	160 LB		\$1,324.00
735025056	High Flow Auxiliary Kit For use with TIER 4 models ONLY. Must order applicable harness. Reference dependency matrix.	185 LB		\$2,699.00



**SR250 T4A SKID STEER LOADER
US PRICE LIST**

(Ex Works Wichita, KS)

	735025036	High Flow Auxiliary Kit For use with TIER 3 models ONLY. Must order applicable harness. Reference dependency matrix.	243 LB		\$2,699.00
	735027036	Second Hydraulic Front Auxiliary Kit Must order applicable handle. Reference dependency matrix.	84 LB		\$1,103.00
	735036026	4-Point Lift Hook Kit	10 LB		\$238.00
	735037006	Single Point Lift Hook Kit	289 LB		\$1,102.00
	735038006	FOPS Level 2 Modification Kit	61 LB		\$368.00
	735039026	Extra Counterweight Kit	362 LB		\$736.00
	735040056	Aspirator Kit For use with TIER 3 models ONLY.	9 LB		\$340.00
	735040076	Aspirator Kit For use with TIER 4 models ONLY.	16 LB		\$340.00
	735042006	Interior Mirror Kit	4 LB		\$62.00
	735045006	Foot Control Kit Not available for units equipped with Electro Hydraulic (EH) controls. For use with Tier 3 models ONLY.	58 LB		\$659.00
	735045046	Foot Control Kit Not available for units equipped with Electro Hydraulic (EH) controls. For use with Tier 4 models ONLY.	60 LB		\$659.00
	735047006	120V Block Heater Kit	6 LB		\$221.00
	735048006	220V Block Heater Kit	6 LB		\$221.00
	735142006	Cylinder Guard Kit	21 LB		\$792.00
	735151046	Debris Seal Kit Reduces debris ingress to engine compartment and chassis For use with models built July 2012 or later	23 LB		\$253.00
	735152036	New Hood with Debris Seal Kit Contains new hood and additional sealing items Reduces debris ingress to engine compartment and chassis For use with Tier 3 models built prior to July 2012	64 LB		\$749.00

Handles - E-H Models

	735126006	LH EH Handle Kit (NO 2nd Aux) Adds Front Electric on all models except SR130 and SR160	1 LB		\$191.00
	735127006	RH EH Handle Kit Adds Front Electric on all models except SR130 and SR160	1 LB		\$191.00
	735132006	LH EH Handle Kit (WITH 2nd Aux) Adds Second Auxiliary with Front Electric.	1 LB		\$191.00

Handles - Mechanical Models

	735134006	LH Mechanical Handle Kit (NO 2nd Aux) Adds Front Electric.	1 LB		\$191.00
	735135006	LH Mechanical Handle Kit (WITH 2nd Aux) Adds Second Auxiliary with Front Electric.	1 LB		\$191.00
	735136006	RH Mechanical Handle Kit Adds Front Electric.	2 LB		\$191.00

Pallet Forks

	735075006	Pallet Fork Frame w/48" Tines	540 LB		\$1,355.00
--	-----------	-------------------------------	--------	--	------------



**SR250 T4A SKID STEER LOADER
US PRICE LIST**

(Ex Works Wichita, KS)

Dirt & Foundry Bucket

	735055016	72" Dirt & Foundry Bucket (1829 mm), 16.7 cu. ft. Heaped Capacity	407 LB	\$1,071.00
	735056016	78" Dirt & Foundry Bucket (1981 mm), 18.4 cu. ft. Heaped Capacity	429 LB	\$1,112.00

Low Profile Bucket

	735059016	72" Low Profile Bucket (1829 mm), 14.5 cu. ft. Heaped Capacity	471 LB	\$968.00
--	-----------	---	--------	----------

Low Profile Extended Bucket

	735062016	72" Low Profile Extended Bucket (1829 mm), 17.1 cu. ft. Heaped Capacity	504 LB	\$1,076.00
	735063016	78" Low Profile Extended Bucket (1981 mm), 18.6 cu. ft. Heaped Capacity	531 LB	\$1,164.00
	735064016	84" Low Profile Extended Bucket (2134 mm), 20.2 cu. ft. Heaped Capacity	607 LB	\$1,257.00

Light Material Bucket

	735066016	72" Light Material Bucket (1829 mm), 23.7 cu. ft. Heaped Capacity	466 LB	\$901.00
	735067016	84" Light Material Bucket (2134 mm), 27.9 cu. ft. Heaped Capacity	532 LB	\$1,051.00

Manure & Slurry Bucket

	735069016	72" Manure-Slurry Bucket (1829 mm), 19.1 cu. ft. Heaped Capacity	469 LB	\$917.00
	735070016	84" Manure-Slurry Bucket (2134 mm), 22.5 cu. ft. Heaped Capacity	535 LB	\$1,066.00

Heavy Duty Dirt Bucket

	735072016	72" Heavy Duty Dirt Bucket (1829 mm), 14.6 cu. ft. Heaped Capacity	501 LB	\$1,329.00
	735073016	78" Heavy Duty Dirt Bucket (1981 mm), 15.9 cu. ft. Heaped Capacity	526 LB	\$1,442.00
	735074016	84" Heavy Duty Dirt Bucket (2134 mm), 19.4 cu. ft. Heaped Capacity	550 LB	\$1,550.00

Heavy Duty Tire Assembly

	735094006	12x16.5 Heavy Duty (70 OTW) RH Kit Reference Loader Stop matrix. 1 tire assembly	141 LB	\$447.00
	735114006	12x16.5 Heavy Duty (70 OTW) LH Kit Reference Loader Stop matrix. 1 tire assembly	141 LB	\$447.00

Premium Tire Assembly

	735095006	12x16.5 Premium (70 OTW) RH Kit Reference Loader Stop matrix. 1 tire assembly	152 LB	\$546.00
	735115006	12x16.5 Premium (70 OTW) LH Kit Reference Loader Stop matrix. 1 tire assembly	152 LB	\$546.00
	735102006	14x17.5 Premium (76 OTW) RH Kit Reference Loader Stop matrix. 1 tire assembly	89 LB	\$745.00



**SR250 T4A SKID STEER LOADER
US PRICE LIST**

(Ex Works Wichita, KS)

	735121006	14x17.5 Premium (76 OTW) LH Kit Reference Loader Stop matrix. 1 tire assembly	89 LB		\$745.00
--	-----------	--	-------	--	----------

Premium-Liner Tire Assembly

	735096006	12x16.5 Premium-Liner (70 OTW) RH Kit Reference Loader Stop matrix. 1 tire assembly	152 LB		\$680.00
	735116006	12x16.5 Premium-Liner (70 OTW) LH Kit Reference Loader Stop matrix. 1 tire assembly	152 LB		\$680.00

Non-Pneumatic Tire Assembly

	735119006	12x16.5 Non-Pneumatic (70 OTW) RH Kit Reference Loader Stop matrix. 1 tire assembly	301 LB		\$1,274.00
	735099006	12x16.5 Non-Pneumatic (70 OTW) LH Kit Reference Loader Stop matrix. 1 tire assembly	301 LB		\$1,274.00

Severe Duty Tire Assembly

	735097006	12x16.5 Severe Duty (70 OTW) RH Kit Reference Loader Stop matrix. 1 tire assembly	168 LB		\$691.00
	735117006	12x16.5 Severe Duty (70 OTW) LH Kit Reference Loader Stop matrix. 1 tire assembly	168 LB		\$691.00

Mining Tire Assembly

	735098006	12x16.5 Mining (70 OTW) RH Kit Reference Loader Stop matrix. 1 tire assembly	439 LB		\$656.00
	735118006	12x16.5 Mining (70 OTW) LH Kit Reference Loader Stop matrix. 1 tire assembly	439 LB		\$656.00

Flotation Tire Assembly

	735100006	33x15.5 Flotation (76 OTW) RH Kit Reference Loader Stop matrix. 1 tire assembly	178 LB		\$748.00
	735120006	33x15.5 Flotation (76 OTW) LH Kit Reference Loader Stop matrix. 1 tire assembly	178 LB		\$748.00

SV250 T4A SKID STEER LOADER
US PRICE LIST

(Ex Works Wichita, KS)
Standard Equipment

ENGINE:

CASE 434T water cooled diesel engine
207 CID (3.4 L) Turbo
Tier 4 Interim Certified
High Pressure Common Rail (HPCR) Fuel Injection
Exhaust Gas Recirculation (EGR)
Diesel Particulate Filter (DPF)
Horsepower:
- Gross 82
- Net 76
- Peak torque 257 lb•ft (349 N•m)
120 amp alternator
Air cleaner - dual element
Anti-freeze solution to -34° F
Fuel tank - 25.5 gal. (U.S.)
3-stack after cooler/radiator/oil cooler configuration
Glow Plugs
Maintenance free 1000 CCA battery with master electrical disconnect

OPERATOR'S PROTECTIVE

STRUCTURE:

ROPS/FOPS Level 1 canopy with side screens
Control lockout system
Tilt forward ROPS/FOPS
Electric parking brake control
Hand throttle
Foot throttle
Low effort ergonomic H-Pattern hand controls
Proportional auxiliary hydraulic control
Operator's compartment floor cleanout
Rear window with emergency escape
Padded seat bar with integral arm rests
Basic Non-Suspension Seat, vinyl with 2" retractable lap seat belt

OPERATOR'S PROTECTIVE

STRUCTURE (Continued):

Foot rest
Dome Light
12V Power plug socket
Cup holder
Tool Pocket
Top window
Headliner
Alarm package (backup and horn)

OTHER STANDARD FEATURES:

Lights - 2 front, 2 side, 2 rear flood (halogen)
Pre-wired for rotating beacon
Service access hood, lockable
Single point daily service
Tail lights
Remote oil drain
Remote Oil and Fuel Filters

INSTRUMENTATION:

Advanced Instrument Cluster with
Hour meter
Tachometer
Fuel gauge,
Hydraulic oil temperature gauge,
Engine coolant temperature gauge
Diagnostic features
Security lock-out
Warning lights with alarms:
Critical system stop
Engine system
Hydraulic system
Electrical and diagnostic system
Warning alarms:
Battery voltage (plus display)
Diesel particulate filter (DPF)
Oil Service
Indicator Light:
Engine preheat
Parking brake
Seat bar reminder

**SV250 T4A SKID STEER LOADER
US PRICE LIST**

**(Ex Works Wichita, KS)
Standard Equipment**

DRIVE:

Servo assist, two-speed hydrostatic
four wheel drive
Spring applied hydraulic release
(SAHR) disc parking brake
Dynamic braking
ASA #100 drive chain

HYDRAULICS:

6 micron oil filtration system
3 spool loader control valve
Auxiliary hydraulics, Proportional thumb
wheel activated: loader arm mounted
with ISO specification flat face
"connect-under-pressure"
disconnects
Including case drain
Heavy duty hydraulic oil cooler
Loader arm float position
Auxiliary hydraulic function lockout
override
Loader arm circuit lockout override

LOADER:

Mechanical attachment coupler
Vertical Lift geometry
In-CAB Loader Lock
SAE operating load: 2500 lbs.
Tipping load: 5000 lbs.

TIRES

12 X 16.5 Heavy Duty - 70 inch
Over-the-Tire Width (OTW)



**SV250 T4A SKID STEER LOADER
US PRICE LIST**

(Ex Works Wichita, KS)

Models

COMMERCIAL MODEL	Weight	Factory Data	List Price
SV250-T4A	7,565 LB		\$50,120.00



**SV250 T4A SKID STEER LOADER
US PRICE LIST**

(Ex Works Wichita, KS)

Factory Supplied Options

Order Code	Description	Weight	Factory Data	List Price
------------	-------------	--------	--------------	------------

CONTROLS AND TRANSMISSION

SD_01401 DRIVE CONTROL TYPE

	761040	Hand Controls (H-Pattern)		No Charge
	761042	E-H Controls		No Charge

SD_01100 CONTROLS LEVEL

	761029	2 Speed Mechanical Controls		No Charge
	761031	2 Speed E-H Controls Electro-Hydraulic Switchable (ISO-H Pattern) Controls with Two Speed		\$2,245.00

ROPS/CAB

SD_05009 CAB

	761043	Open Cab (No Heat or HVAC) with top window and keyed start		No Charge
	761046	Enclosed Cab with Heater Includes side windows, front glass door with wiper, shoulder belt, radio with speakers and keyless start		\$4,474.00
	761045	Enclosed Cab with Heater & AC Includes side windows, front glass door with wiper, shoulder belt, radio with speakers and keyless start		\$6,069.00
	761184	Enclosed Cab w/Heat -Demo Door Includes side windows, 3/4" polycarbonate front door with wiper, shoulder belt, radio with speakers and keyless start		\$6,383.00
	761183	Enclosed Cab w/HVAC -Demo Door Includes side windows, 3/4" polycarbonate front door with wiper, shoulder belt, radio with speakers and keyless start		\$7,977.00

SD_05016 OPEN CAB TRIM

	X05016X	No Open Cab Interior Trim Pkg		No Charge
	761186	Open Cab Interior Trim Package For use with Open Cab. Covers interior sides and rear.		\$330.00

SD_05185 CAB SEAT

	761050	Non Suspension Seat		No Charge
	761052	Suspension Seat (Vinyl)		\$411.00

**SV250 T4A SKID STEER LOADER
US PRICE LIST**

(Ex Works Wichita, KS)

	761062	Air Ride Suspension Seat (Fabric) with temperature control (may not be ordered with Open Cab option 761043)			\$1,035.00
--	--------	---	--	--	------------

COUPLER

SD_K5101 COUPLERS

	726003	Manual Coupler			No Charge
	726004	Hydraulic heavy duty coupler			\$1,126.00

BLOCK HEATER

SD_02086 BLOCK HEATER

	X02086X	No Block Heater			No Charge
	761048	Block Heater (120V)			\$173.00

OPERATOR MANUALS

SD_32035 LANGUAGE OPTIONS

	761085	English USA			No Charge
	761088	French Canadian			No Charge
	761097	Spanish Latin American			No Charge

OPTIONAL PACKAGES

SD_01201 OPTION PACKAGES

	761032	Standard Equipment Only			No Charge
	761033	Performance Package Contains ON/OFF One-Way Self Leveling and Ride Control			\$1,257.00
	761034	Front Electric/Multi-Function Contains Front Electric (Multi-Function) for Standard Auxiliaries			\$670.00
	761035	Performance w/Front Electric Contains ON/OFF One-Way Self Leveling, Ride Control and Front Electric			\$1,926.00
	761036	High Flow Package Contains High Flow Hydraulics with Front Electric			\$2,678.00
	761037	High Flow Plus Package Contains Front Electric, High Flow Hydraulics, ON/OFF One-way Self Leveling and Ride Control			\$3,935.00

**SV250 T4A SKID STEER LOADER
US PRICE LIST**

(Ex Works Wichita, KS)

TIRES

SD_16068 TIRE OPTIONS

	8503107	12x16.5 Heavy Duty (70 OTW) 10PR Stamped Center			No Charge
	8503207	12x16.5 Premium (70 OTW) 10PR Stamped Center			\$221.00
	8503307	12x16.5 Premium-Liner (70 OTW) 10PR Stamped Center			\$391.00
	8503407	12x16.5 Severe Duty (70 OTW) 12PR Welded Plate Center			\$536.00
	8503507	12x16.5 Mining (70 OTW) 12PR Welded Plate Center			\$639.00
	8503607	12x16.5 Non-Pneumatic (70 OTW) Welded Plate Center			\$3,152.00
	8505007	33X15.5 Flotation (76 OTW) 12PR Welded Plate Center			\$371.00
	8505107	14x17.5 Premium (76 OTW) may not be used for over-the-wheel tracks 10PR Welded Plate Center			\$536.00

FRONT ATTACHMENTS

BUCKETS

SD_K5231 BUCKETS

	XK5231X	No Bucket			No Charge
Dirt & Foundry Bucket					
	761125	72" Dirt & Foundry Bucket (1829 mm), 16.7 cu. ft. Heaped Capacity			\$1,071.00
	761126	78" Dirt & Foundry Bucket (1981 mm), 18.4 cu. ft. Heaped Capacity			\$1,112.00
Heavy Duty Dirt Bucket					
	761142	72" Heavy Duty Dirt Bucket (1829 mm), 14.6 cu. ft. Heaped Capacity			\$1,329.00
	761143	78" Heavy Duty Dirt Bucket (1981 mm), 15.9 cu. ft. Heaped Capacity			\$1,442.00
	761144	84" Heavy Duty Dirt Bucket (2134 mm), 19.4 cu. ft. Heaped Capacity			\$1,550.00
Light Material Bucket					
	761136	72" Light Material Bucket (1829 mm), 23.7 cu. ft. Heaped Capacity			\$901.00
	761137	84" Light Material Bucket (2134 mm), 27.9 cu. ft. Heaped Capacity			\$1,051.00

**SV250 T4A SKID STEER LOADER
US PRICE LIST**

(Ex Works Wichita, KS)

Low Profile Buckets					
		761129	72" Low Profile Bucket (1829 mm), 14.5 cu. ft. Heaped Capacity		\$968.00
Low Profile Extended Bucket					
		761132	72" Low Profile Extended (1829 mm), 17.1 cu. ft. Heaped Capacity		\$1,076.00
		761133	78" Low Profile Extended (1981 mm), 18.6 cu. ft. Heaped Capacity		\$1,164.00
		761134	84" Low Profile Extended (2134 mm), 20.2 cu. ft. Heaped Capacity		\$1,257.00
Manure & Slurry Bucket					
		761139	72" Manure-Slurry Bucket (1829 mm), 19.1 cu. ft. Heaped Capacity		\$917.00
		761140	84" Manure-Slurry Bucket (2134 mm), 22.5 cu. ft. Heaped Capacity		\$1,066.00

SPILL GUARDS

SD_K5400 SPILL GUARDS					
		XK5400X	No Spill Guard		No Charge
		761177	72" Spill Guard For use with Heavy Duty Buckets only		\$216.00
		761178	78" Spill Guard For use with Heavy Duty Buckets only		\$237.00
		761179	84" Spill Guard For use with Heavy Duty Buckets only		\$252.00

BOLT ON CUTTING EDGES

SD_K6399 BOLT ON CUTTING EDGE					
		XK6399X	No Bolt on Cutting Edge		No Charge
		761147	72" Bolt on Cutting Edge		\$258.00
		761148	78" Bolt on Cutting Edge		\$278.00
		761149	84" Bolt on Cutting Edge		\$299.00

MOVE TO BIC

SD_K6440 OFF-SITE SERVICE					
		XK6440X	No Offsite Service Arrangement		No Charge
		761175	Offsite Service Arrangement Pricing is dealer negotiated with offsite contractor.		No Charge



**SV250 T4A SKID STEER LOADER
US PRICE LIST**

(Ex Works Wichita, KS)

SPECIAL PAINT

SD_50103 SPECIAL PAINT

	X50103X	No Special Paint			No Charge
	726029	<p>Special Paint</p> <p>The price listed is for a color change only from the standard factory color: CNH #86609760 (MS42-Tan). All Special Color formulations will be applied using approved factory processes and materials. Metallic or other special formulations and/or materials are not available. A color chip must be provided to CNH for non CNH colors. A minimum lead time of 8 business weeks will be required prior to production. Unless specified, regular production decals will be applied. Requests can be made that decals not be applied. However, SAFETY decals MUST BE APPLIED in all cases. The following components remain CNH grey: lift & bucket cylinders, front coupler and attachments, ROPS, side screens, rear hood, upper chassis and control links.</p>			\$3,213.00

SV250 - T4
DIA Kit Dependency Matrix

Kits not listed Do Not Require Completing Parts or Kits

Key: W = Wholegoods, order directly from plant
S = Service Parts, Order through Service Parts System

If you order this kit from Wholegoods		And the unit is equipped with		Then you also need
735158156	COMPLETE HEATER AND AIR CONDITIONER KIT	Mechanical Controls AND Open ROPS	W	<ul style="list-style-type: none"> • Glass Door - 735011006 or • Demo Door - 735012006 • Seat Belt Kit - 735146006 • Side Window Kit - 735013006
			S	<ul style="list-style-type: none"> • Cab Jumper Harness - 47550196
		E-H Controls AND Open ROPS	W	<ul style="list-style-type: none"> • Glass Door - 735012006 or • Demo Door - 735012006 • Seat Belt Kit - 735146006 • Side Window Kit - 735013006
			S	<ul style="list-style-type: none"> • Cab Jumper Harness - 47550198
735158066 (Tier 3)	COMPLETE HEATER AND AIR CONDITIONER KIT	Mechanical Controls AND Open ROPS	W	<ul style="list-style-type: none"> • Glass Door - 735011006 or • Demo Door - 735012006 • Seat Belt Kit - 735146006 • Side Window Kit - 735013006
			S	<ul style="list-style-type: none"> • Cab Jumper Harness - 47550196
		E-H Controls AND Open ROPS	W	<ul style="list-style-type: none"> • Glass Door - 735012006 or • Demo Door - 735012006 • Seat Belt Kit - 735146006 • Side Window Kit - 735013006
			S	<ul style="list-style-type: none"> • Cab Jumper Harness - 47550198
735159046	COMPLETE HEAT KIT	Mechanical Controls AND Open ROPS	W	<ul style="list-style-type: none"> • Glass Door - 735011006 or • Demo Door - 735012006 • Side Window Kit - 735013006 • Seat Belt Kit - 735146006
			S	<ul style="list-style-type: none"> • Cab Jumper Harness - 47550196
		E-H Controls AND Open ROPS	W	<ul style="list-style-type: none"> • Glass Door - 735011006 or • Demo Door - 735012006 • Side Window Kit - 735013006 • Seat Belt Kit - 735146006
			S	<ul style="list-style-type: none"> • Cab Jumper Harness - 47550198

**SV250 - T4
DIA Kit Dependency Matrix**

Kits not listed Do Not Require Completing Parts or Kits

Key: W = Wholegoods, order directly from plant
S = Service Parts, Order through Service Parts System

If you order this kit from Wholegoods		And the unit is equipped with		Then you also need
735159026 (Tier 3)	COMPLETE HEAT KIT	Mechanical Controls AND Open ROPS	W	• Glass Door - 735011006 or • Demo Door - 735012006 • Side Window Kit - 735013006 • Seat Belt Kit - 735146006
			S	• Cab Jumper Harness - 47550196
		E-H Controls AND Open ROPS	W	• Glass Door - 735011006 or • Demo Door - 735012006 • Side Window Kit - 735013006 • Seat Belt Kit - 735146006
			S	• Cab Jumper Harness - 47550198
735011006	GLASS FRONT DOOR KIT	Mechanical Controls AND Open ROPS	W	• Seat Belt Kit - 735146006
			S	• Cab Jumper Harness - 47550196
		E-H Controls AND Open ROPS	W	• Seat Belt Kit - 735146006
			S	• Cab Jumper Harness - 47550198
735012006	DEMO FRONT DOOR KIT	Mechanical Controls AND Open ROPS	W	• Seat Belt Kit - 735146006
			S	• Cab Jumper Harness - 47550196
		E-H Controls AND Open ROPS	W	• Seat Belt Kit - 735146006
			S	• Cab Jumper Harness - 47550198
735016006	RADIO KIT	Mechanical Controls AND Open ROPS	W	• Seat Belt Kit - 735146006
			S	• Cab Jumper Harness - 47550196
		E-H Controls AND Open ROPS	W	• Seat Belt Kit - 735146006
			S	• Cab Jumper Harness - 47550198

**SV250 - T4
DIA Kit Dependency Matrix**

Kits not listed Do Not Require Completing Parts or Kits

Key: W = Wholegoods, order directly from plant
S = Service Parts, Order through Service Parts System

If you order this kit from Wholegoods		And the unit is equipped with		Then you also need
735020026	ROAD LIGHTS KIT	Mechanical Controls WITH Standard Features or Performance Package AND Manual Coupler	S	<ul style="list-style-type: none"> Options Harness Kit - 47357842 <p>*All Machine S/N Prior to SV250 S/N: NCM444655 - Please Consult Service Parts to find Matching Kit for Legacy Machines</p>
735021016	MULTI-FUNCTION ELECTRICAL MECHANICAL KIT	Mechanical Controls WITH Standard Features OR Performance Package AND Manual Coupler	W	<ul style="list-style-type: none"> LH Handle Kit - 735134006 RH Handle Kit - 735136006
		Mechanical Controls WITH Standard Features OR Performance Package AND Hydraulic Coupler	S	<ul style="list-style-type: none"> Options Harness Kit - 47357842 <p>*All Machine S/N Prior to SV250 S/N: NCM444655 - Please Consult Service Parts to find Matching Kit for Legacy Machines</p>
735125016	MULTI-FUNCTION ELECTRICAL E-H KIT	E-H Controls WITH Standard Features OR Performance Package	W	<ul style="list-style-type: none"> LH Handle Kit - 735126006 RH Handle Kit - 735127006
735023006	RIDE CONTROL KIT	Mechanical Controls WITH Standard Features ONLY	W	<ul style="list-style-type: none"> RH Handle Kit - 735136006 <p><i>*with any 2 speed, no additional handle is required</i></p>
735024016	HYDRAULIC COUPLER KIT	Mechanical Controls WITH Standard Features OR Performance Package	S	<ul style="list-style-type: none"> Options Harness Kit - 47357842 <p>*All Machine S/N Prior to - Please Consult Service Parts to find Matching Kit for Legacy Machines</p>
735025026	HIGH FLOW AUXILIARY KIT <i>Tier 3 Use</i>	Mechanical Controls WITH Standard Features OR Performance Package	S	<ul style="list-style-type: none"> Options Harness Kit - 47357842 <p>*All Machine S/N Prior to SV250 S/N: NCM444655 - Please Consult Service Parts to find Matching Kit for Legacy Machines</p>
735025066	HIGH FLOW AUXILIARY KIT <i>Tier 4 Use</i>	Mechanical Controls WITH Standard Features OR Performance Package	S	<ul style="list-style-type: none"> Options Harness Kit - 47357842 <p>*All Machine S/N Prior to SV250 S/N: NCM444655 - Please Consult Service Parts to find Matching Kit for Legacy Machines</p>
735027026	SECOND HYDRAULIC FRONT AUXILIARY KIT	Mechanical Controls WITH Standard Features OR Performance Package	W	<ul style="list-style-type: none"> 2nd Aux LH Handle - 735135006
		Mechanical Controls WITH ANY High Flow Package	S	<ul style="list-style-type: none"> Options Harness Kit - 47357842 <p>*All Machine S/N Prior to SV250 S/N: NCM444655 - Please Consult Service Parts to find Matching Kit for Legacy Machines</p>
		E-H Controls WITH ANY Package	W	<ul style="list-style-type: none"> 2nd Aux LH Handle - 735135006

If ordering multiple option kits, only one chassis option harness or cab harness is needed

All items identified as kits are Wholegoods; Prior released harnesses and kits will come from Service Parts.

Harnesses need extra attention to ensure connecting harnesses will link up with desired kit, please select harness which is newer to or prior to implementation machine serial number as needed.



(This page intentionally left blank)

SV250
Tire Kits and Loader Stops

If you order this kit from Wholegoods			Then you also need to order these Loader Stops from Service Parts
Wheel Assembly Description	LH Mount	RH Mount	
12x16.5 Heavy Duty 70 OTW	735114006	735094006	84306053
12x16.5 Premium 70 OTW	735115006	735095006	84306053
12x16.5 Premium-Liner 70 OTW	735116006	735096006	84306053
12x16.5 Severe Duty 70 OTW	735117006	735097006	84306053
12x16.5 Mining 70 OTW	735118006	735098006	84306053
12x16.5 Non-Pneumatic 70 OTW	735099006	735119006	84306053
14x17.5 Premium 76 OTW	735121006	735102006	84306051



(This page intentionally left blank)



**SV250 T4A SKID STEER LOADER
US PRICE LIST**

(Ex Works Wichita, KS)

Factory Supplied Attachments

Order Code	Description	Weight	Factory Data	List Price
Basic Attachments				
735030006	Demo Rear Door Kit	32 LB		\$330.00
735006006	Beacon Kit	1 LB		\$165.00
735007006	4-Corner LED Strobe Kit	24 LB		\$536.00
735159026	Heater Complete For use with Tier 3 ONLY Must order applicable harness. Reference dependency matrix.	137 LB		\$1,472.00
735159046	Heater Complete For use with Tier 4 ONLY Must order applicable harness. Reference dependency matrix.	141 LB		\$1,472.00
735158066	HVAC Complete For use with Tier 3 ONLY	383 LB		\$3,162.00
735158156	HVAC Complete For use with Tier 4 ONLY	381 LB		\$3,162.00
735146006	Three Point Seat Belt	2 LB		\$250.00
735011006	Glass Front Door Kit Center mounted wiper Requires three point seat belt. Must order applicable harness. Reference dependency matrix.	182 LB		\$1,653.00
735012006	Demo Front Door Kit Center mounted wiper Requires three point seat belt. Must order applicable harness. Reference dependency matrix.	182 LB		\$2,905.00
735013006	Cab Side Windows Kit	139 LB		\$927.00
735016006	Radio Kit Must order applicable harness. Reference dependency matrix.	16 LB		\$443.00
735150006	Open Cab Interior Trim Kit For use with Open Cab. Covers interior sides and rear.	20 LB		\$399.00
735020026	Road Light Kit Must order applicable harness. Reference dependency matrix.	19 LB		\$649.00
735124006	Side Lamp Kit	6 LB		\$272.00
735021016	Multi-Function Front Electrical Mech Kit For use with SV185, SV250 and SR300 Must order applicable handle. Reference dependency matrix.	4 LB		\$294.00
735125016	Multi-Function Front Electrical E-H Kit For use with SV185, SV250 and SR300 Must order applicable handle. Reference dependency matrix.	4 LB		\$294.00
735022016	One Way Self Level Kit For use with SR175, SV250 and SR300	14 LB		\$520.00
735023006	Ride Control Kit Must order applicable handle. Reference dependency matrix.	33 LB		\$515.00
735024016	Hydraulic Coupler Kit For use with SV185, SV250 and SR300 Must order applicable harness. Reference dependency matrix.	159 LB		\$1,324.00
735025026	High Flow Auxiliary Kit For use with TIER 3 models ONLY. Must order applicable harness. Reference dependency matrix.	203 LB		\$2,699.00



**SV250 T4A SKID STEER LOADER
US PRICE LIST**

(Ex Works Wichita, KS)

	735025066	High Flow Auxiliary Kit For use with TIER 4 models ONLY. Must order applicable harness. Reference dependency matrix.	205 LB		\$2,699.00
	735027026	Second Hydraulic Front Auxiliary Kit Must order applicable handle. Reference dependency matrix.	79 LB		\$1,103.00
	735036026	4-Point Lift Hook Kit	10 LB		\$238.00
	735037046	Single Point Lift Hook Kit	269 LB		\$1,102.00
	735038006	FOPS Level 2 Modification Kit	61 LB		\$368.00
	735039026	Extra Counterweight Kit	362 LB		\$736.00
	735040066	Aspirator Kit For use with TIER 4 models ONLY.	15 LB		\$340.00
	735040036	Aspirator Kit For use with TIER 3 models ONLY.	13 LB		\$340.00
	735042006	Interior Mirror Kit	4 LB		\$62.00
	735045006	Foot Control Kit Not available for units equipped with Electro Hydraulic (EH) controls. For use with Tier 3 models ONLY.	58 LB		\$659.00
	735045046	Foot Control Kit Not available for units equipped with Electro Hydraulic (EH) controls. For use with Tier 4 models ONLY.	60 LB		\$659.00
	735047006	120V Block Heater Kit	6 LB		\$221.00
	735048006	220V Block Heater Kit	6 LB		\$221.00
	735142006	Cylinder Guard Kit	21 LB		\$792.00
	735151066	Debris Seal Kit Reduces debris ingress to engine compartment and chassis For use with models built July 2012 or later	17 LB		\$283.00
	735152056	New Hood with Debris Seal Kit Contains new hood and additional sealing items Reduces debris ingress to engine compartment and chassis For use with Tier 3 models built prior to July 2012	109 LB		\$901.00

Handles - E-H Models

	735126006	LH EH Handle Kit (NO 2nd Aux) Adds Front Electric on all models except SR130 and SR160	1 LB		\$191.00
	735127006	RH EH Handle Kit Adds Front Electric on all models except SR130 and SR160	1 LB		\$191.00
	735132006	LH EH Handle Kit (WITH 2nd Aux) Adds Second Auxiliary with Front Electric.	1 LB		\$191.00

Handles - Mechanical Models

	735134006	LH Mechanical Handle Kit (NO 2nd Aux) Adds Front Electric.	1 LB		\$191.00
	735135006	LH Mechanical Handle Kit (WITH 2nd Aux) Adds Second Auxiliary with Front Electric.	1 LB		\$191.00
	735136006	RH Mechanical Handle Kit Adds Front Electric.	2 LB		\$191.00

Pallet Forks

	735075006	Pallet Fork Frame w/48" Tines	540 LB		\$1,355.00
--	-----------	-------------------------------	--------	--	------------



**SV250 T4A SKID STEER LOADER
US PRICE LIST**

(Ex Works Wichita, KS)

Dirt & Foundry Bucket

	735055016	72" Dirt & Foundry Bucket (1829 mm), 16.7 cu. ft. Heaped Capacity	407 LB	\$1,071.00
	735056016	78" Dirt & Foundry Bucket (1981 mm), 18.4 cu. ft. Heaped Capacity	429 LB	\$1,112.00

Low Profile Bucket

	735059016	72" Low Profile Bucket (1829 mm), 14.5 cu. ft. Heaped Capacity	471 LB	\$968.00
--	-----------	---	--------	----------

Low Profile Extended Bucket

	735062016	72" Low Profile Extended Bucket (1829 mm), 17.1 cu. ft. Heaped Capacity	504 LB	\$1,076.00
	735063016	78" Low Profile Extended Bucket (1981 mm), 18.6 cu. ft. Heaped Capacity	531 LB	\$1,164.00
	735064016	84" Low Profile Extended Bucket (2134 mm), 20.2 cu. ft. Heaped Capacity	607 LB	\$1,257.00

Light Material Bucket

	735066016	72" Light Material Bucket (1829 mm), 23.7 cu. ft. Heaped Capacity	466 LB	\$901.00
	735067016	84" Light Material Bucket (2134 mm), 27.9 cu. ft. Heaped Capacity	532 LB	\$1,051.00

Manure & Slurry Bucket

	735069016	72" Manure-Slurry Bucket (1829 mm), 19.1 cu. ft. Heaped Capacity	469 LB	\$917.00
	735070016	84" Manure-Slurry Bucket (2134 mm), 22.5 cu. ft. Heaped Capacity	535 LB	\$1,066.00

Heavy Duty Dirt Bucket

	735072016	72" Heavy Duty Dirt Bucket (1829 mm), 14.6 cu. ft. Heaped Capacity	501 LB	\$1,329.00
	735073016	78" Heavy Duty Dirt Bucket (1981 mm), 15.9 cu. ft. Heaped Capacity	526 LB	\$1,442.00
	735074016	84" Heavy Duty Dirt Bucket (2134 mm), 19.4 cu. ft. Heaped Capacity	550 LB	\$1,550.00

Heavy Duty Tire Assembly

	735094006	12x16.5 Heavy Duty (70 OTW) RH Kit Reference Loader Stop matrix. 1 tire assembly	141 LB	\$447.00
	735114006	12x16.5 Heavy Duty (70 OTW) LH Kit Reference Loader Stop matrix. 1 tire assembly	141 LB	\$447.00

Premium Tire Assembly

	735095006	12x16.5 Premium (70 OTW) RH Kit Reference Loader Stop matrix. 1 tire assembly	152 LB	\$546.00
	735115006	12x16.5 Premium (70 OTW) LH Kit Reference Loader Stop matrix. 1 tire assembly	152 LB	\$546.00
	735102006	14x17.5 Premium (76 OTW) RH Kit Reference Loader Stop matrix. 1 tire assembly	89 LB	\$745.00



**SV250 T4A SKID STEER LOADER
US PRICE LIST**

(Ex Works Wichita, KS)

	735121006	14x17.5 Premium (76 OTW) LH Kit Reference Loader Stop matrix. 1 tire assembly	89 LB		\$745.00
--	-----------	--	-------	--	----------

Premium-Liner Tire Assembly

	735096006	12x16.5 Premium-Liner (70 OTW) RH Kit Reference Loader Stop matrix. 1 tire assembly	152 LB		\$680.00
	735116006	12x16.5 Premium-Liner (70 OTW) LH Kit Reference Loader Stop matrix. 1 tire assembly	152 LB		\$680.00

Non-Pneumatic Tire Assembly

	735119006	12x16.5 Non-Pneumatic (70 OTW) RH Kit Reference Loader Stop matrix. 1 tire assembly	301 LB		\$1,274.00
	735099006	12x16.5 Non-Pneumatic (70 OTW) LH Kit Reference Loader Stop matrix. 1 tire assembly	301 LB		\$1,274.00

Severe Duty Tire Assembly

	735097006	12x16.5 Severe Duty (70 OTW) RH Kit Reference Loader Stop matrix. 1 tire assembly	168 LB		\$691.00
	735117006	12x16.5 Severe Duty (70 OTW) LH Kit Reference Loader Stop matrix. 1 tire assembly	168 LB		\$691.00

Mining Tire Assembly

	735098006	12x16.5 Mining (70 OTW) RH Kit Reference Loader Stop matrix. 1 tire assembly	439 LB		\$656.00
	735118006	12x16.5 Mining (70 OTW) LH Kit Reference Loader Stop matrix. 1 tire assembly	439 LB		\$656.00

Flotation Tire Assembly

	735100006	33x15.5 Flotation (76 OTW) RH Kit Reference Loader Stop matrix. 1 tire assembly	178 LB		\$748.00
	735120006	33x15.5 Flotation (76 OTW) LH Kit Reference Loader Stop matrix. 1 tire assembly	178 LB		\$748.00

SV300 T4A SKID STEER LOADER
US PRICE LIST

(Ex Works Wichita, KS)
Standard Equipment

ENGINE:

CASE 434T/E4 water-cooled diesel engine
207 CID (3.4L) Turbo
Tier 4 Interim Certified
High Pressure Common Rail (HPCR) Fuel Injection
Exhaust Gas Recirculation (EGR)
Diesel Particulate Filter (DPF)
Horsepower:
- Gross 90
- Net 84
- Peak torque 282 lb•ft (383 N•m)
120 amp alternator
Air cleaner - dual element
Anti-freeze solution to -34° F
Fuel tank - 25.5 gal. (US)
3-stack after cooler/radiator/oil cooler configuration
Glow Plugs
Maintenance free 1000 CCA battery with master electrical disconnect

OPERATOR'S PROTECTIVE

STRUCTURE:

ROPS/FOPS Level 1 canopy with side screens
Control lockout system
Tilt forward ROPS/FOPS
Electric parking brake control
Hand throttle
Foot throttle
Low effort servo-assist H-Pattern hand controls
Proportional auxiliary hydraulic control
Operator's compartment floor cleanout
Rear window with emergency escape
Padded seat bar with integral arm rests
Basic Non-Suspension Seat, vinyl with 2" retractable lap seat belt
Foot rest
Dome Light
12V Power plug socket
Cup holder

OPERATOR'S PROTECTIVE

STRUCTURE (Continued):

Tool Pocket
Top window
Headliner
Alarm package (backup and horn)

OTHER STANDARD FEATURES:

Lights - 2 front, 2 side, 2 rear flood (halogen)
Pre-wired for rotating beacon
Service access hood, lockable
Single point daily service
Tail lights
Remote oil drain
Remote oil and fuel filters

INSTRUMENTATION:

Advanced Instrument Cluster with
Hour meter
Tachometer
Fuel gauge
Hydraulic oil temperature gauge
Engine coolant temperature gauge
Diagnostic features
Security lock-out
Warning lights with alarms:
Critical system stop
Engine system
Hydraulic system
Electrical and diagnostic system
Warning alarms:
Battery voltage (plus display)
Diesel particulate filter (DPF)
Oil Service
Indicator Light:
Engine preheat, Parking brake,
Seat bar reminder

**SV300 T4A SKID STEER LOADER
US PRICE LIST**

**(Ex Works Wichita, KS)
Standard Equipment**

DRIVE:

Servo assist, two-speed hydrostatic
four wheel drive
Spring applied hydraulic release
(SAHR) disc parking brake
Dynamic braking
ASA #100 drive chain

HYDRAULICS:

6 micron oil filtration system
3 spool loader control valve
Auxiliary hydraulics, proportional thumb
wheel activated: loader arm mounted
with ISO specification flat face
"connect-under-pressure"
disconnects
including case drain
Heavy duty hydraulic oil cooler
Loader arm float position
Auxiliary hydraulic function lockout
override
Loader arm circuit lockout override

LOADER:

Mechanical attachment coupler
Vertical Lift geometry
In-cab Loader Lock
SAE operating load: 3000 lbs.
Tipping load: 6000 lbs.

TIRES

12 X 16.5 Heavy Duty - 70 inch
Over-the-Tire Width (OTW)



**SV300 T4A SKID STEER LOADER
US PRICE LIST**

(Ex Works Wichita, KS)

Models

COMMERCIAL MODEL	Weight	Factory Data	List Price
SV300-T4A	7,565 LB		\$57,644.00



**SV300 T4A SKID STEER LOADER
US PRICE LIST**

(Ex Works Wichita, KS)

Factory Supplied Options

Order Code	Description	Weight	Factory Data	List Price
------------	-------------	--------	--------------	------------

CONTROLS AND TRANSMISSION

SD_01401 DRIVE CONTROL TYPE

	761040	Hand Controls (H-Pattern)		No Charge
	761042	E-H Controls		No Charge

SD_01100 CONTROLS LEVEL

	761029	2 Speed Mechanical Controls		No Charge
	761031	2 Speed E-H Controls Electro-Hydraulic Switchable (ISO-H Pattern) Controls with Two Speed		\$2,245.00

ROPS/CAB

SD_05009 CAB

	761043	Open Cab (No Heat or HVAC) with top window and keyed start		No Charge
	761046	Enclosed Cab with Heater Includes side windows, front glass door with wiper, shoulder belt, radio with speakers and keyless start		\$4,474.00
	761045	Enclosed Cab with Heater & AC Includes side windows, front glass door with wiper, shoulder belt, radio with speakers and keyless start		\$6,069.00
	761184	Enclosed Cab w/Heat -Demo Door Includes side windows, 3/4" polycarbonate front door with wiper, shoulder belt, radio with speakers and keyless start		\$6,383.00
	761183	Enclosed Cab w/HVAC -Demo Door Includes side windows, 3/4" polycarbonate front door with wiper, shoulder belt, radio with speakers and keyless start		\$7,977.00

SD_05016 OPEN CAB TRIM

	X05016X	No Open Cab Interior Trim Pkg		No Charge
	761186	Open Cab Interior Trim Package For use with Open Cab. Covers interior sides and rear.		\$330.00

SD_05185 CAB SEAT

	761050	Non Suspension Seat		No Charge
	761052	Suspension Seat (Vinyl)		\$411.00

**SV300 T4A SKID STEER LOADER
US PRICE LIST**

(Ex Works Wichita, KS)

	761062	Air Ride Suspension Seat (Fabric) with temperature control (may not be ordered with Open Cab option 761043)			\$1,035.00
--	--------	---	--	--	------------

COUPLER

SD_K5101 COUPLERS

	726003	Manual Coupler			No Charge
	726004	Hydraulic heavy duty coupler			\$1,126.00

BLOCK HEATER

SD_02086 BLOCK HEATER

	X02086X	No Block Heater			No Charge
	761048	Block Heater (120V)			\$173.00

OPERATOR MANUALS

SD_32035 LANGUAGE OPTIONS

	761085	English USA			No Charge
	761088	French Canadian			No Charge
	761097	Spanish Latin American			No Charge

OPTIONAL PACKAGES

SD_01201 OPTION PACKAGES

	761032	Standard Equipment Only			No Charge
	761033	Performance Package Contains ON/OFF One-Way Self Leveling and Ride Control			\$1,257.00
	761034	Front Electric/Multi-Function Contains Front Electric (Multi-Function) for Standard Auxiliaries			\$670.00
	761035	Performance w/Front Electric Contains ON/OFF One-Way Self Leveling, Ride Control and Front Electric			\$1,926.00
	761036	High Flow Package Contains High Flow Hydraulics with Front Electric			\$2,678.00
	761037	High Flow Plus Package Contains Front Electric, High Flow Hydraulics, ON/OFF One-way Self Leveling and Ride Control			\$3,935.00



**SV300 T4A SKID STEER LOADER
US PRICE LIST**

(Ex Works Wichita, KS)

	761039	Enhanced High Flow Package Only available with units equipped with EH Controls. Contains 4000 PSI High Flow Hydraulics, Second Auxiliaries, Front Electric, High Flow Hydraulics, ON/OFF One-way Self Leveling and Ride Control			\$7,438.00
--	--------	---	--	--	------------

TIRES

SD_16068 TIRE OPTIONS

	8503107	12x16.5 Heavy Duty (70 OTW) 10PR Stamped Center			No Charge
	8503207	12x16.5 Premium (70 OTW) 10PR Stamped Center			\$221.00
	8503307	12x16.5 Premium-Liner (70 OTW) 10PR Stamped Center			\$391.00
	8503407	12x16.5 Severe Duty (70 OTW) 12PR Welded Plate Center			\$536.00
	8503507	12x16.5 Mining (70 OTW) 12PR Welded Plate Center			\$639.00
	8503607	12x16.5 Non-Pneumatic (70 OTW) Welded Plate Center			\$3,152.00
	8505007	33X15.5 Flotation (76 OTW) 12PR Welded Plate Center			\$371.00
	8505107	14x17.5 Premium (76 OTW) may not be used for over-the-wheel tracks 10PR Welded Plate Center			\$536.00

FRONT ATTACHMENTS

BUCKETS

SD_K5231 BUCKETS

	XK5231X	No Bucket			No Charge
Dirt & Foundry Bucket					
	761125	72" Dirt & Foundry Bucket (1829 mm), 16.7 cu. ft. Heaped Capacity			\$1,071.00
	761126	78" Dirt & Foundry Bucket (1981 mm), 18.4 cu. ft. Heaped Capacity			\$1,112.00
Heavy Duty Dirt Bucket					
	761142	72" Heavy Duty Dirt Bucket (1829 mm), 14.6 cu. ft. Heaped Capacity			\$1,329.00
	761143	78" Heavy Duty Dirt Bucket (1981 mm), 15.9 cu. ft. Heaped Capacity			\$1,442.00
	761144	84" Heavy Duty Dirt Bucket (2134 mm), 19.4 cu. ft. Heaped Capacity			\$1,550.00



**SV300 T4A SKID STEER LOADER
US PRICE LIST**

(Ex Works Wichita, KS)

Light Material Bucket						
		761136	72" Light Material Bucket (1829 mm), 23.7 cu. ft. Heaped Capacity			\$901.00
		761137	84" Light Material Bucket (2134 mm), 27.9 cu. ft. Heaped Capacity			\$1,051.00
Low Profile Buckets						
		761129	72" Low Profile Bucket (1829 mm), 14.5 cu. ft. Heaped Capacity			\$968.00
Low Profile Extended Bucket						
		761132	72" Low Profile Extended (1829 mm), 17.1 cu. ft. Heaped Capacity			\$1,076.00
		761133	78" Low Profile Extended (1981 mm), 18.6 cu. ft. Heaped Capacity			\$1,164.00
		761134	84" Low Profile Extended (2134 mm), 20.2 cu. ft. Heaped Capacity			\$1,257.00
Manure & Slurry Bucket						
		761139	72" Manure-Slurry Bucket (1829 mm), 19.1 cu. ft. Heaped Capacity			\$917.00
		761140	84" Manure-Slurry Bucket (2134 mm), 22.5 cu. ft. Heaped Capacity			\$1,066.00

SPILL GUARDS

SD_K5400 SPILL GUARDS						
		XK5400X	No Spill Guard			No Charge
		761177	72" Spill Guard For use with Heavy Duty Buckets only			\$216.00
		761178	78" Spill Guard For use with Heavy Duty Buckets only			\$237.00
		761179	84" Spill Guard For use with Heavy Duty Buckets only			\$252.00

BOLT ON CUTTING EDGES

SD_K6399 BOLT ON CUTTING EDGE						
		XK6399X	No Bolt on Cutting Edge			No Charge
		761147	72" Bolt on Cutting Edge			\$258.00
		761148	78" Bolt on Cutting Edge			\$278.00
		761149	84" Bolt on Cutting Edge			\$299.00

MOVE TO BIC

SD_K6440 OFF-SITE SERVICE						
		XK6440X	No Offsite Service Arrangement			No Charge
		761175	Offsite Service Arrangement Pricing is dealer negotiated with offsite contractor.			No Charge



**SV300 T4A SKID STEER LOADER
US PRICE LIST**

(Ex Works Wichita, KS)

SPECIAL PAINT

SD_50103 SPECIAL PAINT

	X50103X	No Special Paint			No Charge
	726029	<p>Special Paint</p> <p>The price listed is for a color change only from the standard factory color: CNH #86609760 (MS42-Tan). All Special Color formulations will be applied using approved factory processes and materials. Metallic or other special formulations and/or materials are not available. A color chip must be provided to CNH for non CNH colors. A minimum lead time of 8 business weeks will be required prior to production. Unless specified, regular production decals will be applied. Requests can be made that decals not be applied. However, SAFETY decals MUST BE APPLIED in all cases. The following components remain CNH grey: lift & bucket cylinders, front coupler and attachments, ROPS, side screens, rear hood, upper chassis and control links.</p>			\$3,213.00

SV300 - T4
DIA Kit Dependency Matrix

Kits not listed Do Not Require Completing Parts or Kits

Key: W = Wholegoods, order directly from plant
S = Service Parts, Order through Service Parts System

If you order this kit from Wholegoods		And the unit is equipped with		Then you also need
735158156	COMPLETE HEATER AND AIR CONDITIONER KIT	Mechanical Controls AND Open ROPS	W	<ul style="list-style-type: none"> • Glass Door - 735011006 or • Demo Door - 735012006 • Seat Belt Kit - 735146006 • Side Window Kit - 735013006
			S	<ul style="list-style-type: none"> • Cab Jumper Harness - 47550196
		E-H Controls AND Open ROPS	W	<ul style="list-style-type: none"> • Glass Door - 735012006 or • Demo Door - 735012006 • Seat Belt Kit - 735146006 • Side Window Kit - 735013006
			S	<ul style="list-style-type: none"> • Cab Jumper Harness - 47550198
735158066 (Tier 3)	COMPLETE HEATER AND AIR CONDITIONER KIT	Mechanical Controls AND Open ROPS	W	<ul style="list-style-type: none"> • Glass Door - 735011006 or • Demo Door - 735012006 • Seat Belt Kit - 735146006 • Side Window Kit - 735013006
			S	<ul style="list-style-type: none"> • Cab Jumper Harness - 84559082
		E-H Controls AND Open ROPS	W	<ul style="list-style-type: none"> • Glass Door - 735012006 or • Demo Door - 735012006 • Seat Belt Kit - 735146006 • Side Window Kit - 735013006
			S	<ul style="list-style-type: none"> • Cab Jumper Harness - 47550198
735159046	COMPLETE HEAT KIT	Mechanical Controls AND Open ROPS	W	<ul style="list-style-type: none"> • Glass Door - 735011006 or • Demo Door - 735012006 • Side Window Kit - 735013006 • Seat Belt Kit - 735146006
			S	<ul style="list-style-type: none"> • Cab Jumper Harness - 47550196
		E-H Controls AND Open ROPS	W	<ul style="list-style-type: none"> • Glass Door - 735011006 or • Demo Door - 735012006 • Side Window Kit - 735013006 • Seat Belt Kit - 735146006
			S	<ul style="list-style-type: none"> • Cab Jumper Harness - 47550198

**SV300 - T4
DIA Kit Dependency Matrix**

Kits not listed Do Not Require Completing Parts or Kits

Key: W = Wholegoods, order directly from plant
S = Service Parts, Order through Service Parts System

If you order this kit from Wholegoods		And the unit is equipped with		Then you also need
735159026 (Tier 3)	COMPLETE HEAT KIT	Mechanical Controls AND Open ROPS	W	• Glass Door - 735011006 or • Demo Door - 735012006 • Side Window Kit - 735013006 • Seat Belt Kit - 735146006
			S	• Cab Jumper Harness - 47550196
		E-H Controls AND Open ROPS	W	• Glass Door - 735011006 or • Demo Door - 735012006 • Side Window Kit - 735013006 • Seat Belt Kit - 735146006
			S	• Cab Jumper Harness - 47550198
735011006	GLASS FRONT DOOR KIT	Mechanical Controls AND Open ROPS	W	• Seat Belt Kit - 735146006
			S	• Cab Jumper Harness - 47550196
		E-H Controls AND Open ROPS	W	• Seat Belt Kit - 735146006
			S	• Cab Jumper Harness - 47550198
735012006	DEMO FRONT DOOR KIT	Mechanical Controls AND Open ROPS	W	• Seat Belt Kit - 735146006
			S	• Cab Jumper Harness - 47550196
		E-H Controls AND Open ROPS	W	• Seat Belt Kit - 735146006
			S	• Cab Jumper Harness - 47550198
735016006	RADIO KIT	Mechanical Controls AND Open ROPS	W	• Seat Belt Kit - 735146006
			S	• Cab Jumper Harness - 47550196
		E-H Controls AND Open ROPS	W	• Seat Belt Kit - 735146006
			S	• Cab Jumper Harness - 47550198
735020026	ROAD LIGHTS KIT	Mechanical Controls WITH Standard Features OR Performance Package AND Manual Coupler	S	• Options Harness Kit - 47357842 *All Machine S/N Prior to SV300 S/N: NCM445261 - Please Consult Service Parts to find Matching Kit for Legacy Machines

SV300 - T4
DIA Kit Dependency Matrix

Kits not listed Do Not Require Completing Parts or Kits

Key: W = Wholegoods, order directly from plant
S = Service Parts, Order through Service Parts System

If you order this kit from Wholegoods		And the unit is equipped with		Then you also need
735021016	MULTI-FUNCTION ELECTRICAL MECHANICAL KIT	Mechanical Controls WITH Standard Features OR Performance Package AND Manual Coupler	W	<ul style="list-style-type: none"> LH Handle Kit - 735134006 RH Handle Kit - 735136006
			S	<ul style="list-style-type: none"> Options Harness Kit - 47357842 <p>*All Machine S/N Prior to SV300 S/N: NCM445261 - Please Consult Service Parts to find Matching Kit for Legacy Machines</p>
		Mechanical Controls WITH Standard Features OR Performance Package AND Hydraulic Coupler	W	<ul style="list-style-type: none"> LH Handle Kit - 735134006 RH Handle Kit - 735136006
735125016	MULTI-FUNCTION ELECTRICAL E-H KIT	E-H Controls WITH Standard Features OR Performance Package	S	<ul style="list-style-type: none"> LH Handle Kit - 735126006 RH Handle Kit - 735127006
735023006	RIDE CONTROL KIT	Mechanical Controls WITH Standard Features ONLY	S	<ul style="list-style-type: none"> RH Handle Kit - 735136006
				*with any 2 speed, no additional handle is required
735024016	HYDRAULIC COUPLER KIT	Mechanical Controls WITH Standard Features OR Performance Package	S	<ul style="list-style-type: none"> Options Harness Kit - 47357842 <p>*All Machine S/N Prior to - Please Consult Service Parts to find Matching Kit for Legacy Machines</p>
735025026	HIGH FLOW AUXILIARY KIT Tier 3 Use - S/N NCM445398 and Prior	Mechanical Controls WITH Standard Features OR Performance Package	S	<ul style="list-style-type: none"> Options Harness Kit - 47357842 <p>*All Machine S/N Prior to SV300 S/N: NCM445261 - Please Consult Service Parts to find Matching Kit for Legacy Machines</p>
735025066	HIGH FLOW AUXILIARY KIT Tier 4 Use - S/N NCM445399 and After	Mechanical Controls WITH Standard Features OR Performance Package	S	<ul style="list-style-type: none"> Options Harness Kit - 47357842 <p>*All Machine S/N Prior to SV300 S/N: NCM445261 - Please Consult Service Parts to find Matching Kit for Legacy Machines</p>
735027026	SECOND HYDRAULIC FRONT AUXILIARY KIT	Mechanical Controls WITH Standard Features OR Performance Package	W	<ul style="list-style-type: none"> 2nd Aux LH Handle - 735135006
			S	<ul style="list-style-type: none"> Options Harness Kit - 47357842 <p>*All Machine S/N Prior to SV300 S/N: NCM445261 - Please Consult Service Parts to find Matching Kit for Legacy Machines</p>
		Mechanical Controls WITH ANY High Flow Package	W	<ul style="list-style-type: none"> 2nd Aux LH Handle - 735135006
		E-H Controls WITH ANY Package	W	<ul style="list-style-type: none"> 2nd Aux LH Handle - 735132006

If ordering multiple option kits, only one chassis option harness or cab harness is needed and any hardware/options already installed will not need to be ordered

All items identified as kits are Wholegoods; Prior released harnesses and kits will come from Service Parts.

Harnesses need extra attention to ensure connecting harnesses will link up with desired kit, please select harness which is newer to, or prior to implementation machine serial number as needed.



(This page intentionally left blank)

SV300
Tire Kits and Loader Stops

If you order this kit from Wholegoods			Then you also need to order these Loader Stops from Service Parts
Wheel Assembly Description	LH Mount	RH Mount	
12x16.5 Heavy Duty 70 OTW	735114006	735094006	84306053
12x16.5 Premium 70 OTW	735115006	735095006	84306053
12x16.5 Premium-Liner 70 OTW	735116006	735096006	84306053
12x16.5 Severe Duty 70 OTW	735117006	735097006	84306053
12x16.5 Mining 70 OTW	735118006	735098006	84306053
12x16.5 Non-Pneumatic 70 OTW	735099006	735119006	84306053
14x17.5 Premium 76 OTW	735121006	735102006	84306051



(This page intentionally left blank)



**SV300 T4A SKID STEER LOADER
US PRICE LIST**

(Ex Works Wichita, KS)

Factory Supplied Attachments

Order Code	Description	Weight	Factory Data	List Price
Basic Attachments				
735030006	Demo Rear Door Kit	32 LB		\$330.00
735006006	Beacon Kit	1 LB		\$165.00
735007006	4-Corner LED Strobe Kit	24 LB		\$536.00
735159026	Heater Complete For use with Tier 3 ONLY Must order applicable harness. Reference dependency matrix.	137 LB		\$1,472.00
735159046	Heater Complete For use with Tier 4 ONLY Must order applicable harness. Reference dependency matrix.	141 LB		\$1,472.00
735158066	HVAC Complete For use with Tier 3 ONLY	383 LB		\$3,162.00
735158156	HVAC Complete For use with Tier 4 ONLY	381 LB		\$3,162.00
735146006	Three Point Seat Belt	2 LB		\$250.00
735011006	Glass Front Door Kit Center mounted wiper Requires three point seat belt. Must order applicable harness. Reference dependency matrix.	182 LB		\$1,653.00
735012006	Demo Front Door Kit Center mounted wiper Requires three point seat belt. Must order applicable harness. Reference dependency matrix.	182 LB		\$2,905.00
735013006	Cab Side Windows Kit	139 LB		\$927.00
735016006	Radio Kit Must order applicable harness. Reference dependency matrix.	16 LB		\$443.00
735150006	Open Cab Interior Trim Kit For use with Open Cab. Covers interior sides and rear.	20 LB		\$399.00
735020026	Road Light Kit Must order applicable harness. Reference dependency matrix.	19 LB		\$649.00
735124006	Side Lamp Kit	6 LB		\$272.00
735021016	Multi-Function Front Electrical Mech Kit For use with SV185, SV250 and SR300 Must order applicable handle. Reference dependency matrix.	4 LB		\$294.00
735125016	Multi-Function Front Electrical E-H Kit For use with SV185, SV250 and SR300 Must order applicable handle. Reference dependency matrix.	4 LB		\$294.00
735022016	One Way Self Level Kit For use with SR175, SV250 and SR300	14 LB		\$520.00
735023006	Ride Control Kit Must order applicable handle. Reference dependency matrix.	33 LB		\$515.00
735024016	Hydraulic Coupler Kit For use with SV185, SV250 and SR300 Must order applicable harness. Reference dependency matrix.	159 LB		\$1,324.00
735025026	High Flow Auxiliary Kit For use with TIER 3 models ONLY. Must order applicable harness. Reference dependency matrix.	203 LB		\$2,699.00



**SV300 T4A SKID STEER LOADER
US PRICE LIST**

(Ex Works Wichita, KS)

	735025066	High Flow Auxiliary Kit For use with TIER 4 models ONLY. Must order applicable harness. Reference dependency matrix.	205 LB		\$2,699.00
	735027026	Second Hydraulic Front Auxiliary Kit Must order applicable handle. Reference dependency matrix.	79 LB		\$1,103.00
	735036026	4-Point Lift Hook Kit	10 LB		\$238.00
	735037046	Single Point Lift Hook Kit	269 LB		\$1,102.00
	735038006	FOPS Level 2 Modification Kit	61 LB		\$368.00
	735039026	Extra Counterweight Kit	362 LB		\$736.00
	735040066	Aspirator Kit For use with TIER 4 models ONLY.	15 LB		\$340.00
	735040036	Aspirator Kit For use with TIER 3 models ONLY.	13 LB		\$340.00
	735042006	Interior Mirror Kit	4 LB		\$62.00
	735045006	Foot Control Kit Not available for units equipped with Electro Hydraulic (EH) controls. For use with Tier 3 models ONLY.	58 LB		\$659.00
	735045046	Foot Control Kit Not available for units equipped with Electro Hydraulic (EH) controls. For use with Tier 4 models ONLY.	60 LB		\$659.00
	735047006	120V Block Heater Kit	6 LB		\$221.00
	735048006	220V Block Heater Kit	6 LB		\$221.00
	735142006	Cylinder Guard Kit	21 LB		\$792.00
	735151066	Debris Seal Kit Reduces debris ingress to engine compartment and chassis For use with models built July 2012 or later	17 LB		\$283.00
	735152056	New Hood with Debris Seal Kit Contains new hood and additional sealing items Reduces debris ingress to engine compartment and chassis For use with Tier 3 models built prior to July 2012	109 LB		\$901.00

Handles - E-H Models

	735126006	LH EH Handle Kit (NO 2nd Aux) Adds Front Electric on all models except SR130 and SR160	1 LB		\$191.00
	735127006	RH EH Handle Kit Adds Front Electric on all models except SR130 and SR160	1 LB		\$191.00
	735132006	LH EH Handle Kit (WITH 2nd Aux) Adds Second Auxiliary with Front Electric.	1 LB		\$191.00

Handles - Mechanical Models

	735134006	LH Mechanical Handle Kit (NO 2nd Aux) Adds Front Electric.	1 LB		\$191.00
	735135006	LH Mechanical Handle Kit (WITH 2nd Aux) Adds Second Auxiliary with Front Electric.	1 LB		\$191.00
	735136006	RH Mechanical Handle Kit Adds Front Electric.	2 LB		\$191.00

Pallet Forks

	735075006	Pallet Fork Frame w/48" Tines	540 LB		\$1,355.00
--	-----------	-------------------------------	--------	--	------------



**SV300 T4A SKID STEER LOADER
US PRICE LIST**

(Ex Works Wichita, KS)

Dirt & Foundry Bucket

	735055016	72" Dirt & Foundry Bucket (1829 mm), 16.7 cu. ft. Heaped Capacity	407 LB	\$1,071.00
	735056016	78" Dirt & Foundry Bucket (1981 mm), 18.4 cu. ft. Heaped Capacity	429 LB	\$1,112.00

Low Profile Bucket

	735059016	72" Low Profile Bucket (1829 mm), 14.5 cu. ft. Heaped Capacity	471 LB	\$968.00
--	-----------	---	--------	----------

Low Profile Extended Bucket

	735062016	72" Low Profile Extended Bucket (1829 mm), 17.1 cu. ft. Heaped Capacity	504 LB	\$1,076.00
	735063016	78" Low Profile Extended Bucket (1981 mm), 18.6 cu. ft. Heaped Capacity	531 LB	\$1,164.00
	735064016	84" Low Profile Extended Bucket (2134 mm), 20.2 cu. ft. Heaped Capacity	607 LB	\$1,257.00

Light Material Bucket

	735066016	72" Light Material Bucket (1829 mm), 23.7 cu. ft. Heaped Capacity	466 LB	\$901.00
	735067016	84" Light Material Bucket (2134 mm), 27.9 cu. ft. Heaped Capacity	532 LB	\$1,051.00

Manure & Slurry Bucket

	735069016	72" Manure-Slurry Bucket (1829 mm), 19.1 cu. ft. Heaped Capacity	469 LB	\$917.00
	735070016	84" Manure-Slurry Bucket (2134 mm), 22.5 cu. ft. Heaped Capacity	535 LB	\$1,066.00

Heavy Duty Dirt Bucket

	735072016	72" Heavy Duty Dirt Bucket (1829 mm), 14.6 cu. ft. Heaped Capacity	501 LB	\$1,329.00
	735073016	78" Heavy Duty Dirt Bucket (1981 mm), 15.9 cu. ft. Heaped Capacity	526 LB	\$1,442.00
	735074016	84" Heavy Duty Dirt Bucket (2134 mm), 19.4 cu. ft. Heaped Capacity	550 LB	\$1,550.00

Heavy Duty Tire Assembly

	735094006	12x16.5 Heavy Duty (70 OTW) RH Kit Reference Loader Stop matrix. 1 tire assembly	141 LB	\$447.00
	735114006	12x16.5 Heavy Duty (70 OTW) LH Kit Reference Loader Stop matrix. 1 tire assembly	141 LB	\$447.00

Premium Tire Assembly

	735095006	12x16.5 Premium (70 OTW) RH Kit Reference Loader Stop matrix. 1 tire assembly	152 LB	\$546.00
	735115006	12x16.5 Premium (70 OTW) LH Kit Reference Loader Stop matrix. 1 tire assembly	152 LB	\$546.00
	735102006	14x17.5 Premium (76 OTW) RH Kit Reference Loader Stop matrix. 1 tire assembly	89 LB	\$745.00



**SV300 T4A SKID STEER LOADER
US PRICE LIST**

(Ex Works Wichita, KS)

	735121006	14x17.5 Premium (76 OTW) LH Kit Reference Loader Stop matrix. 1 tire assembly	89 LB		\$745.00
--	-----------	--	-------	--	----------

Premium-Liner Tire Assembly

	735096006	12x16.5 Premium-Liner (70 OTW) RH Kit Reference Loader Stop matrix. 1 tire assembly	152 LB		\$680.00
	735116006	12x16.5 Premium-Liner (70 OTW) LH Kit Reference Loader Stop matrix. 1 tire assembly	152 LB		\$680.00

Non-Pneumatic Tire Assembly

	735119006	12x16.5 Non-Pneumatic (70 OTW) RH Kit Reference Loader Stop matrix. 1 tire assembly	301 LB		\$1,274.00
	735099006	12x16.5 Non-Pneumatic (70 OTW) LH Kit Reference Loader Stop matrix. 1 tire assembly	301 LB		\$1,274.00

Severe Duty Tire Assembly

	735097006	12x16.5 Severe Duty (70 OTW) RH Kit Reference Loader Stop matrix. 1 tire assembly	168 LB		\$691.00
	735117006	12x16.5 Severe Duty (70 OTW) LH Kit Reference Loader Stop matrix. 1 tire assembly	168 LB		\$691.00

Mining Tire Assembly

	735098006	12x16.5 Mining (70 OTW) RH Kit Reference Loader Stop matrix. 1 tire assembly	439 LB		\$656.00
	735118006	12x16.5 Mining (70 OTW) LH Kit Reference Loader Stop matrix. 1 tire assembly	439 LB		\$656.00

Flotation Tire Assembly

	735100006	33x15.5 Flotation (76 OTW) RH Kit Reference Loader Stop matrix. 1 tire assembly	178 LB		\$748.00
	735120006	33x15.5 Flotation (76 OTW) LH Kit Reference Loader Stop matrix. 1 tire assembly	178 LB		\$748.00



CONSTRUCTION EQUIPMENT

U.S. PRICE LIST

COMPACT TRACK LOADERS

PL-200 SL SAP REVISION 12A

**EFFECTIVE FEBRUARY 11, 2013
REVISED JUNE 4, 2013**

THIS IS AN ELECTRONIC COPY ONLY – HARD COPIES WILL NOT BE DISTRIBUTED.

This price list is intended for dealers with the (SL) contract only.

The prices included in this revision supersede any prices established prior to the effective date shown unless specifically identified in a price bulletin as superseding this price list.

The models listed below are included in this price list and are part of the Compact Track Loader Family.

TR270
TR320
TV380

PLEASE NOTE: Retain the price book pages of the discontinued series for your records.

**Copyright 2013 By
CNH America, LLC**



General Information

Prices shown herein are suggested prices only and in no way are they to be construed as limiting or restricting the dealer in his determination of the ultimate retail selling price. It is understood that the dealers are free to determine their selling price. Subject to any Federal, State or local laws.

Where shown herein liquid capacities are U.S. measure unless otherwise noted.

ADVANCE FREIGHT

Advance freight will be added to the machinery invoice as a separate net charge for machinery shipped from field locations or from other than specified Ex Works locations.

PRICES

Prices are Ex Works factory, where the goods are manufactured, except where noted. For detailed information concerning prices, please refer to your OPERATING GUIDE.

Prices and specifications are subject to change without notice.

CONTENTS OF ORGANIZATION

Case Construction Equipment Inc issues price lists and revisions covering each Case contract. U.S. Price List is published in U.S. funds. Canadian Price List is published in Canadian funds. Assure that you are using the correct price list. The Canadian price lists are denoted by a Maple Leaf on the price list cover page and the symbol "(CDN)" is printed at the head of the Factory Supplied Attachments List columns.

Freight, duty and sales taxes are NOT included in any wholegoods or attachment prices shown in the price list. Any appropriate freight, duty, Federal, State, and Provincial taxes will be added to the machinery invoice as separate net charges.

PROCEDURE

The price pages for each machine (or group of machines) lists both "Factory" and "Factory Supplied Attachments".

Each price list is comprised of the various machines sold under that contract. Each price book section has "Factory", "Factory Supplied Attachments", or "Third Party Supplied Attachments" pages. When ordering and pricing a machine follow the ordering instructions listed for that machine. Attachments listed following the "Factory Supplied Attachments" or "Third Party Supplied Attachments" heading are available for installation in the field.

ATTACHMENTS

Expect Attachments to be shipped within 2 -3 weeks from order entry.



General Information

DISTRIBUTION OF PRICE LISTS / REQUESTS FOR ADDITIONAL COPIES

Price lists will be provided electronically via that Dealer Portal.

Contact information for additional copies of Case Construction Equipment Price Lists

Additional price lists, divider tabs and binders may be ordered at the Document Management Center. From Dealer Portal click on Tools then Document Management Center link. Any questions you can call the Document Management Center at 262-636-7540

You will only receive price lists for contracts covered by your current Dealer Agreement with the Company.

The revisions are dated and are effective as of that date. However, PRICES ARE SUBJECT TO CHANGE WITHOUT NOTICE.



**COMPACT TRACK LOADERS
TABLE OF CONTENTS**

COMPACT TRACK LOADERS

TR270 COMPACT TRACK LOADER

Standard Features	CTL-7
Price List	CTL-9
Attachment Dependency Matrix.....	CTL-15
Factory Supplied Attachments.....	CTL-19

TR320 & TV380 COMPACT TRACK LOADER

Standard Features	CTL-23
Price List	CTL-25
Attachment Dependency Matrix.....	CTL-31
Factory Supplied Attachments.....	CTL-37



(This page intentionally left blank)

**TR270 COMPACT TRACK LOADER
US PRICE LIST**

**(Ex Works Wichita, KS)
Standard Equipment**

ENGINE:

CASE 432T/M4 water-cooled diesel engine
195 CID (3.2 L) Turbo
Tier 4 Interim Certified
Horsepower:
- Gross 74
- Net 68
120 amp alternator
Air cleaner - dual element
Anti-freeze solution to -34° F
Fuel tank - 19.5 gal. (U.S.)
Single plane, top and bottom oil cooler/radiator configuration
No maintenance belt
Glow Plugs
Maintenance free 1000 CCA battery with master electrical disconnect

OPERATOR'S PROTECTIVE**STRUCTURE:**

ROPS/FOPS Level 1 canopy with side screens
Control lockout system
Tilt forward ROPS/FOPS
Electric parking brake control
Hand throttle
Foot throttle
Switchable (H - ISO) Electro Hydraulic (EH) controls (only on EH models)
Proportional auxiliary hydraulic control
Operator's compartment floor cleanout
Rear window with emergency escape
Padded seat bar with integral arm rests
Suspension Seat, vinyl with 2" retractable lap seat belt
Foot rest
Dome Light
12V Power plug socket
Cup holder
Tool Pocket
Top window
Headliner
Alarm package (backup and horn)

HYDRAULICS:

6 micron oil filtration system
3 spool loader control valve
Auxiliary hydraulics, Proportional thumb wheel activated: loader arm mounted with ISO specification flat face "connect-under-pressure" disconnects including case drain
Heavy duty hydraulic oil cooler
Loader arm float position
Auxiliary hydraulic function lockout override
Loader arm circuit lockout override

LOADER:

Mechanical attachment coupler
Radial arm geometry
Loader lift arm support strut
SAE operating load:
2700 lbs. at 50%
1890 lbs. at 35%
Tipping load: 5400 lbs.

INSTRUMENTATION:

Advanced Instrument Cluster with
Hour meter
Tachometer
Fuel guage
Hydraulic oil temperature gauge
Engine and oil temperature gauge
Diagnostic features
Security lock-out
Warning lights with alarms:
Engine coolant temperature
Engine oil pressure
Air cleaner restriction
Hydraulic charge pressure
Hydraulic filter restriction
Hydraulic oil temperature
Warning alarms:
Battery voltage (plus display)

**TR270 COMPACT TRACK LOADER
US PRICE LIST**

**(Ex Works Wichita, KS)
Standard Equipment**

INSTRUMENTATION (Continued):

- Indicator Light:
- Engine preheat
- Parking brake
- Seat bar reminder

TRACK SYSTEM:

- Electro hydraulic controlled hydrostatic
- 2-speed planetary final drive
- Positive drive imbedded steel rubber track belt
- Spring applied hydraulic release (SAHR) disc parking brake
- Dynamic braking

UNDERCARRIAGE:

- Rigid track frame mounting
- Permanently sealed (duo cone face seal) & lubricated idlers and rollers
- Triple flange lower rollers
- Single flange front and rear idlers
- Hydraulic track adjustment
- Track recoil spring
- Tapered track frame cover

OTHER STANDARD FEATURES:

- Lights - 2 front, 2 side, 2 rear flood (halogen)
- Pre-wired for rotating beacon
- Service access hood, lockable
- Single point daily service
- Tail lights
- Option Harness
- Remote oil drain
- Remote oil and fuel filters



**TR270 COMPACT TRACK LOADER
US PRICE LIST**

(Ex Works Wichita, KS)

Models

COMMERCIAL MODEL	Weight	Factory Data	List Price
TR270	7,900 LB		\$54,385.00

**TR270 COMPACT TRACK LOADER
US PRICE LIST**

**(Ex Works Wichita, KS)
Factory Supplied Options**

Order Code	Description	Weight	Factory Data	List Price
------------	-------------	--------	--------------	------------

CONTROLS AND TRANSMISSION

SD_01100 CONTROLS LEVEL

761029	2 Speed Mechanical Controls H-Pattern			(\$2,245.00)
761031	2 Speed E-H Controls Electro-Hydraulic Switchable (ISO-H Pattern) Controls with Two Speed			No Charge

ROPS/CAB

SD_05009 CAB

761043	Open Cab (No Heat or HVAC) with top window and keyed start			No Charge
761046	Enclosed Cab with Heater Includes side windows, front glass door with wiper, shoulder belt, radio with speakers and keyless start			\$4,474.00
761045	Enclosed Cab with Heater & AC Includes side windows, front glass door with wiper, shoulder belt, radio with speakers and keyless start			\$6,069.00
761184	Enclosed Cab w/Heat -Demo Door Includes side windows, 3/4" polycarbonate front door with wiper, shoulder belt, radio with speakers and keyless start			\$6,383.00
761183	Enclosed Cab w/HVAC -Demo Door Includes side windows, 3/4" polycarbonate front door with wiper, shoulder belt, radio with speakers and keyless start			\$7,977.00

SD_05016 OPEN CAB TRIM

X05016X	No Open Cab Interior Trim Pkg			No Charge
761186	Open Cab Interior Trim Package For use with Open Cab. Covers interior sides and rear.			\$330.00

SD_05185 CAB SEAT

761052	Suspension Seat (Vinyl)			No Charge
761062	Air Ride Suspension Seat (Fabric) with temperature control (may not be ordered with Open Cab option 761043)			\$644.00



**TR270 COMPACT TRACK LOADER
US PRICE LIST**

(Ex Works Wichita, KS)

COUPLER

SD_K5101 COUPLERS

	726003	Manual Coupler			No Charge
	726004	Hydraulic heavy duty coupler			\$1,126.00

BLOCK HEATER

SD_02086 BLOCK HEATER

	X02086X	No Block Heater			No Charge
	761048	Block Heater (120V)			\$173.00

OPERATOR MANUALS

SD_32035 LANGUAGE OPTIONS

	761085	English USA			No Charge
	761088	French Canadian			No Charge
	761097	Spanish Latin American			No Charge

OPTIONAL PACKAGES

SD_01201 OPTION PACKAGES

	761032	Standard Equipment Only			No Charge
	761033	Performance Package Contains ON/OFF One-way Self Leveling and Ride Control			\$1,257.00
	761034	Front Electric/Multi-Function Contains Front Electric (Multi-function) for Standard Auxiliaries			\$670.00
	761035	Performance w/Front Electric Contains ON/OFF One-Way Self Leveling, Ride Control and Front Electric			\$1,926.00
	761036	High Flow Package Contains High Flow Hydraulics with Front Electric			\$2,678.00
	761037	High Flow Plus Package Contains Front Electric, High Flow Hydraulics, ON/OFF One-way Self Leveling and Ride Control			\$3,935.00



**TR270 COMPACT TRACK LOADER
US PRICE LIST**

(Ex Works Wichita, KS)

TRACK BELT OPTIONS

SD_10015 TRACK OPTIONS

	8500117	320 mm (12.6 inch) 67" OTW			No Charge
--	---------	-------------------------------	--	--	-----------

FRONT ATTACHMENTS

BUCKETS

SD_K5231 BUCKETS

	XK5231X	No Bucket			No Charge
Dirt & Foundry Bucket					
	761125	72" Dirt & Foundry Bucket 1829 mm, 16.7 cu. ft. Heaped Capacity			\$1,071.00
	761126	78" Dirt & Foundry Bucket 1981 mm, 18.4 cu. ft. Heaped Capacity			\$1,112.00
Low Profile Bucket					
	761129	72" Low Profile Bucket 1829 mm, 14.5 cu. ft. Heaped Capacity			\$968.00
Low Profile Extended Bucket					
	761132	72" Low Profile Extended 1829 mm, 17.1 cu. ft. Heaped Capacity			\$1,076.00
	761133	78" Low Profile Extended 1981 mm, 18.6 cu. ft. Heaped Capacity			\$1,164.00
	761134	84" Low Profile Extended 2134 mm, 20.2 cu. ft. Heaped Capacity			\$1,257.00
Light Material Bucket					
	761136	72" Light Material Bucket 1829 mm, 23.7 cu. ft. Heaped Capacity			\$901.00
	761137	84" Light Material Bucket 2134 mm, 27.9 cu. ft. Heaped Capacity			\$1,051.00
Manure-Slurry Bucket					
	761139	72" Manure-Slurry Bucket 1829 mm, 19.1 cu. ft. Heaped Capacity			\$917.00
	761140	84" Manure-Slurry Bucket 2134 mm, 22.5 cu. ft. Heaped Capacity			\$1,066.00
Heavy Duty Dirt Bucket					
	761142	72" Heavy Duty Dirt Bucket 1829 mm, 14.6 cu. ft. Heaped Capacity			\$1,329.00
	761143	78" Heavy Duty Dirt Bucket 1981 mm, 15.9 cu. ft. Heaped Capacity			\$1,442.00

**TR270 COMPACT TRACK LOADER
US PRICE LIST**

(Ex Works Wichita, KS)

SPILL GUARDS

SD_K5400 SPILL GUARDS

	XK5400X	No Spill Guard			No Charge
	761177	72" Spill Guard For use with Heavy Duty Buckets only			\$216.00
	761178	78" Spill Guard For use with Heavy Duty Buckets only			\$237.00

BOLT ON CUTTING EDGES

SD_K6399 BOLT ON CUTTING EDGE

	XK6399X	No Bolt on Cutting Edge			No Charge
	761147	72" Bolt on Cutting Edge			\$258.00
	761148	78" Bolt on Cutting Edge			\$278.00
	761149	84" Bolt on Cutting Edge			\$299.00

MOVE TO BIC

SD_K6440 OFF-SITE SERVICE

	XK6440X	No Offsite Service Arrangement			No Charge
	761175	Offsite Service Arrangement Pricing is dealer negotiated with offsite contractor.			No Charge

SPECIAL PAINT

SD_50103 SPECIAL PAINT

	X50103X	No Special Paint			No Charge
	726029	Special Paint The price listed is for a color change only from the standard factory color: CNH #86609760 (MS42-Tan). All Special Color formulations will be applied using approved factory processes and materials. Metallic or other special formulations and/or materials are not available. A color chip must be provided to CNH for non CNH colors. A minimum lead time of 8 business weeks will be required prior to production. Unless specified, regular production decals will be applied. Requests can be made that decals not be applied. However, SAFETY decals MUST BE APPLIED in all cases. The following components remain CNH grey: lift & bucket cylinders, front coupler and attachments, ROPS, side screens, rear hood, upper chassis and control links, undercarriages and brackets.			\$3,213.00



(This page intentionally left blank)

TR270
DIA Kit Dependency Matrix

Kits not listed Do Not Require Completing Parts or Kits

Key: W = Wholegoods, order directly from plant
S = Service Parts, Order through Service Parts System

If you order this kit from Wholegoods		And the unit is equipped with		Then you also need
735158036	COMPLETE HEATER AND AIR CONDITIONER KIT	Mechanical Controls AND Open ROPS	W	<ul style="list-style-type: none"> • Glass Door - 735011006 or • Demo Door - 735012006 • Seat Belt Kit - 735146006 • Side Window Kit - 735013006
			S	<ul style="list-style-type: none"> • Cab Jumper Harness - 47550196
		E-H Controls AND Open ROPS	W	<ul style="list-style-type: none"> • Glass Door - 735011006 or • Demo Door - 735012006 • Seat Belt Kit - 735146006 • Side Window Kit - 735013006
			S	<ul style="list-style-type: none"> • Cab Jumper Harness - 47550198
735159026	COMPLETE HEAT KIT	Mechanical Controls AND Open ROPS	W	<ul style="list-style-type: none"> • Glass Door - 735011006 or • Demo Door - 735012006 • Side Window Kit - 735013006 • Seat Belt Kit - 735146006
			S	<ul style="list-style-type: none"> • Cab Jumper Harness - 47550196
		E-H Controls AND Open ROPS	W	<ul style="list-style-type: none"> • Glass Door - 735011006 or • Demo Door - 735012006 • Side Window Kit - 735013006 • Seat Belt Kit - 735146006
			S	<ul style="list-style-type: none"> • Cab Jumper Harness - 47550198
735011006	GLASS FRONT DOOR KIT	Mechanical Controls AND Open ROPS	W	<ul style="list-style-type: none"> • Seat Belt Kit - 735146006
			S	<ul style="list-style-type: none"> • Cab Jumper Harness - 47550196
		E-H Controls AND Open ROPS	W	<ul style="list-style-type: none"> • Seat Belt Kit - 735146006
			S	<ul style="list-style-type: none"> • Cab Jumper Harness - 47550198

**TR270
DIA Kit Dependency Matrix**

Kits not listed Do Not Require Completing Parts or Kits

Key: W = Wholegoods, order directly from plant
S = Service Parts, Order through Service Parts System

If you order this kit from Wholegoods		And the unit is equipped with		Then you also need
735012006	DEMO FRONT DOOR KIT	Mechanical Controls AND Open ROPS	W	• Seat Belt Kit - 735146006
			S	• Cab Jumper Harness - 47550196
		E-H Controls AND Open ROPS	W	• Seat Belt Kit - 735146006
			S	• Cab Jumper Harness - 47550198
735016006	RADIO KIT	Mechanical Controls AND Open ROPS	W	• Seat Belt Kit - 735146006
			S	• Cab Jumper Harness - 47550196
		E-H Controls AND Open ROPS	W	• Seat Belt Kit - 735146006
			S	• Cab Jumper Harness - 47550198
735020066	ROAD LIGHTS KIT	Mechanical Controls WITH Standard Features OR Performance Package AND Manual Coupler	S	• Options Harness - 47357840 *All Machine S/N Prior to TR270 S/N: NCM458476 - Please Consult Service Parts to find Matching Kit for Legacy Machines
			S	• Jumper Harness - 84407841
		Mechanical Controls WITH Standard Features OR Performance Package AND Hydraulic Coupler	S	• Jumper Harness - 84407841
			S	• Jumper Harness - 84407841
735021006	MULTI-FUNCTION ELECTRICAL MECHANICAL KIT	Mechanical Controls WITH Standard Features OR Performance Package AND Manual Coupler	W	• LH Handle Kit - 735134006 • RH Handle Kit - 735136006
			S	• Options Harness Kit - 47357840 *All Machine S/N Prior to TR270 S/N: NCM458476 - Please Consult Service Parts to find Matching Kit for Legacy Machines
		Mechanical Controls WITH Standard Features OR Performance Package AND Hydraulic Coupler	W	• LH Handle Kit - 735134006 • RH Handle Kit - 735136006

TR270
DIA Kit Dependency Matrix

Kits not listed Do Not Require Completing Parts or Kits

Key: W = Wholegoods, order directly from plant
S = Service Parts, Order through Service Parts System

If you order this kit from Wholegoods		And the unit is equipped with		Then you also need
735125006	MULTI-FUNCTION ELECTRICAL E-H KIT	E-H Controls WITH Standard Features OR Performance Package	W	<ul style="list-style-type: none"> • LH Handle Kit - 735126006 • RH Handle Kit - 735127006
735023006	RIDE CONTROL KIT	Mechanical Controls WITH Standard Features ONLY	W	<ul style="list-style-type: none"> • RH Handle Kit - 735136006 <p style="text-align: center;">*with any 2 speed, no additional handle is required</p>
735024006	HYDRAULIC COUPLER KIT	Mechanical Controls WITH Standard Features OR Performance Package	S	<ul style="list-style-type: none"> • Options Harness Kit - 47357840 <p>*All Machine S/N Prior to TR270 S/N: NCM458476 - Please Consult Service Parts to find Matching Kit for Legacy Machines</p>
735025016	HIGH FLOW AUXILIARY KIT	Mechanical Controls WITH Standard Features OR Performance Package	S	<ul style="list-style-type: none"> • Options Harness Kit - 47357840 <p>*All Machine S/N Prior to TR270 S/N: NCM458476 - Please Consult Service Parts to find Matching Kit for Legacy Machines</p>
735027016	SECOND HYDRAULIC FRONT AUXILIARY KIT	Mechanical Controls WITH Standard Features OR Performance Package	W	<ul style="list-style-type: none"> • 2nd Aux LH Handle Kit - 735135006
		Mechanical Controls WITH ANY High Flow Package	S	<ul style="list-style-type: none"> • Options Harness Kit - 47357840 <p>*All Machine S/N Prior to TR270 S/N: NCM458476 - Please Consult Service Parts to find Matching Kit for Legacy Machines</p>
		Mechanical Controls WITH ANY High Flow Package	W	<ul style="list-style-type: none"> • 2nd Aux LH Handle Kit - 735135006
		E-H Controls WITH ANY Package	W	<ul style="list-style-type: none"> • 2nd Aux LH Handle Kit - 735132006

If ordering multiple option kits, only one chassis option harness or cab harness is needed and any hardware/options already installed will not need to be ordered

All items identified as kits are Wholegoods; Prior released harnesses and kits will come from Service Parts.

Harnesses need extra attention to ensure connecting harnesses will link up with desired kit, please select harness which is newer to, or prior to implementation machine serial number as needed.



(This page intentionally left blank)



**TR270 COMPACT TRACK LOADER
US PRICE LIST**

(Ex Works Wichita, KS)

Factory Supplied Attachments

Order Code	Description	Weight	Factory Data	List Price
Basic Attachments				
735030006	Demo Rear Door Kit	32 LB		\$330.00
735006006	Beacon Kit	1 LB		\$165.00
735007006	4-Corner LED Strobe Kit	24 LB		\$536.00
735159026	Heater Complete Must order applicable harness. Reference dependency matrix.	137 LB		\$1,472.00
735158036	HVAC Complete Must order applicable harness. Reference dependency matrix.	342 LB		\$3,162.00
735146006	Three Point Seat Belt	2 LB		\$250.00
735011006	Glass Front Door Kit Center mounted wiper Requires three point seat belt. Must order applicable harness. Reference dependency matrix.	182 LB		\$1,653.00
735012006	Demo Front Door Kit Center mounted wiper Requires three point seat belt. Must order applicable harness. Reference dependency matrix.	182 LB		\$2,905.00
735013006	Cab Side Windows Kit	139 LB		\$927.00
735016006	Radio Kit Must order applicable harness. Reference dependency matrix.	16 LB		\$443.00
735150006	Open Cab Interior Trim Kit For use with Open Cab. Covers interior sides and rear.	20 LB		\$399.00
735020066	Road Light Kit Must order applicable harness. Reference dependency matrix.	18 LB		\$649.00
735124006	Side Lamp Kit	6 LB		\$272.00
735021006	Multi-Function Front Electrical Mech Kit Must order applicable handle. Reference dependency matrix.	3 LB		\$294.00
735125006	Multi-Function Front Electrical E-H Kit Must order applicable handle. Reference dependency matrix.	3 LB		\$294.00
735022046	One Way Self Level Kit	15 LB		\$520.00
735023006	Ride Control Kit Must order applicable handle. Reference dependency matrix.	33 LB		\$515.00
735024006	Hydraulic Coupler Kit Must order applicable harness. Reference dependency matrix.	160 LB		\$1,324.00
735025016	High Flow Auxiliary Kit Must order applicable harness. Reference dependency matrix.	481 LB		\$2,699.00
735027016	Second Hydraulic Front Auxiliary Kit Must order applicable handle. Reference dependency matrix.	81 LB		\$1,103.00
735036016	4-Point Lift Hook Kit	11 LB		\$238.00
735037016	Single Point Lift Hook Kit	284 LB		\$1,102.00
735038006	FOPS Level 2 Modification Kit	61 LB		\$368.00
735039016	Extra Counterweight Kit	202 LB		\$443.00
735040026	Aspirator Kit	12 LB		\$340.00
735042006	Interior Mirror Kit	4 LB		\$62.00
735045006	Foot Control Kit	58 LB		\$659.00
735047006	120V Block Heater Kit	6 LB		\$221.00
735048006	220V Block Heater Kit	6 LB		\$221.00

**TR270 COMPACT TRACK LOADER
US PRICE LIST**

(Ex Works Wichita, KS)

	735142006	Cylinder Guard Kit	21 LB		\$792.00
	735151026	Debris Seal Kit Reduces debris ingress to engine compartment and chassis For use with models built July 2012 or later	20 LB		\$361.00
	735152026	New Hood with Debris Seal Kit Contains new hood and additional sealing items Reduces debris ingress to engine compartment and chassis For use with models built prior to July 2012 ONLY	92 LB		\$800.00

Handles - E-H Models

	735126006	LH EH Handle Kit (NO 2nd Aux) Adds Front Electric.	1 LB		\$191.00
	735127006	RH EH Handle Kit Adds Front Electric.	1 LB		\$191.00
	735132006	LH EH Handle Kit (WITH 2nd Aux) Adds Second Auxiliary with Front Electric.	1 LB		\$191.00

Handles - Mechanical Models

	735134006	LH Mechanical Handle Kit (NO 2nd Aux) Adds Front Electric.	1 LB		\$191.00
	735135006	LH Mechanical Handle Kit (WITH 2nd Aux) Adds Second Auxiliary with Front Electric.	1 LB		\$191.00
	735136006	RH Mechanical Handle Kit Adds Front Electric.	2 LB		\$191.00

Pallet Forks

	735075006	Pallet Fork Frame w/48" Tines	540 LB		\$1,355.00
--	-----------	-------------------------------	--------	--	------------

Dirt & Foundry Buckets

	735055016	72" Dirt & Foundry Bucket (1829 mm), 16.7 cu. ft. Heaped Capacity	407 LB		\$1,071.00
	735056016	78" Dirt & Foundry Bucket (1981 mm), 18.4 cu. ft. Heaped Capacity	429 LB		\$1,112.00

Low Profile Buckets

	735059016	72" Low Profile Bucket (1829 mm), 14.5 cu. ft. Heaped Capacity	471 LB		\$968.00
--	-----------	---	--------	--	----------

Low Profile Extended Buckets

	735062016	72" Low Profile Extended Bucket (1829 mm), 17.1 cu. ft. Heaped Capacity	504 LB		\$1,076.00
	735063016	78" Low Profile Extended Bucket (1981 mm), 18.6 cu. ft. Heaped Capacity	531 LB		\$1,164.00
	735064016	84" Low Profile Extended Bucket (2134 mm), 20.2 cu. ft. Heaped Capacity	607 LB		\$1,257.00

Light Material Buckets

	735066016	72" Light Material Bucket (1829 mm), 23.7 cu. ft. Heaped Capacity	466 LB		\$901.00
	735067016	84" Light Material Bucket (2134 mm), 27.9 cu. ft. Heaped Capacity	532 LB		\$1,051.00

**TR270 COMPACT TRACK LOADER
US PRICE LIST**

(Ex Works Wichita, KS)

Manure-Slurry Buckets

	735069016	72" Manure-Slurry Bucket (1829 mm), 19.1 cu. ft. Heaped Capacity	469 LB		\$917.00
	735070016	84" Manure-Slurry Bucket (2134 mm), 22.5 cu. ft. Heaped Capacity	535 LB		\$1,066.00

Heavy Duty Dirt Buckets

	735072016	72" Heavy Duty Dirt Bucket (1829 mm), 14.6 cu. ft. Heaped Capacity	501 LB		\$1,329.00
	735073016	78" Heavy Duty Dirt Bucket (1981 mm), 15.9 cu. ft. Heaped Capacity	526 LB		\$1,442.00
	735074016	84" Heavy Duty Dirt Bucket (2134 mm), 19.4 cu. ft. Heaped Capacity	550 LB		\$1,550.00



(This page intentionally left blank)

**TR320 & TV380 T4A COMPACT TRACK LOADERS
US PRICE LIST**

**(Ex Works Wichita, KS)
Standard Equipment**

ENGINE:

CASE 434T/E water-cooled diesel engine
 207 CID (3.4L) Turbo
 Tier 4 Interim Certified
 High Pressure Common Rail (HPCR) Fuel Injection
 Exhaust Gas Recirculation (EGR)
 Diesel Particulate Filter (DPF)
 Horsepower:
 - Gross 90
 - Net 84
 120 amp alternator
 Air cleaner - dual element
 Anti-freeze solution to -34° F
 Fuel tank - 25.5 gal. (US)
 3-stack after cooler/radiator/oil cool configuration
 Glow Plugs
 Maintenance free 1000 CCA battery with master electrical disconnect

OPERATOR'S PROTECTIVE

STRUCTURE:

ROPS/FOPS Level 1 canopy with side screens
 Control lockout system
 Tilt forward ROPS/FOPS
 Electric parking brake control
 Hand throttle
 Foot throttle
 Switchable (H - ISO) Electro Hydraulic (EH) controls (only on EH models)
 Proportional auxiliary hydraulic control
 Operator's compartment floor cleanout
 Rear window with emergency escape
 Padded seat bar with integral arm rests
 Suspension Seat, vinyl with 2" retractable lap seat belt
 Foot rest
 Dome Light
 12V Power plug socket

OPERATOR'S PROTECTIVE

STRUCTURE (Continued):

Cup holder
 Tool Pocket
 Top window
 Headliner
 Alarm package (backup and horn)

HYDRAULICS:

6 micron oil filtration system
 3 spool loader control valve
 Auxiliary hydraulics, Proportional thumb wheel activated: loader arm mounted with ISO specification flat face "connect-under-pressure" disconnects including case drain
 Heavy duty hydraulic oil cooler
 Loader arm float position
 Auxiliary hydraulic function lockout override
 Loader arm circuit lockout override

LOADER (TR320):

Mechanical attachment coupler
 Radial arm geometry
 Loader lift arm support strut
 SAE operating load:
 3200 lbs. at 50%
 2240 lbs. at 35%
 Tipping load: 6400 lbs.

LOADER (TV380):

Mechanical attachment coupler
 Vertical Lift Arm geometry
 In-cab Loader Lock
 SAE operating load:
 3800 lbs. at 50%
 2660 lbs. at 35%
 Tipping load: 7600 lbs.

TR320 & TV380 T4A COMPACT TRACK LOADERS
US PRICE LIST

(Ex Works Wichita, KS)
Standard Equipment

INSTRUMENTATION:

Advanced Instrument Cluster with
Hour meter
Tachometer
Fuel gauge
Hydraulic oil temperature gauge
Engine coolant temperature gauge
Diagnostic features
Security lock-out

Warning lights with alarms:

Critical system stop
Engine system
Hydraulic system
Electrical and diagnostic system

Warning alarms:

Battery voltage (plus display)
Diesel particulate filter (DPF)
Engine oil service

Indicator Light:

Engine preheat, Parking brake,
Seat bar reminder

TRACK SYSTEM:

Electro Hydraulic Controlled Hydrostatic
2-speed planetary final drive
Positive drive imbedded steel rubber
track belt
Spring applied hydraulic release
(SAHR) disc parking brake
Dynamic braking

UNDERCARRIAGE:

Rigid track frame mounting
Permanently sealed (duo cone face
seal) & lubricated idlers and rollers
Triple flange lower rollers
Single flange front and rear idlers
Hydraulic track adjustment
Track recoil spring
Tapered track frame cover

OTHER STANDARD FEATURES:

Lights - 2 front, 2 side, 2 rear flood
(halogen)
Pre-wired for rotating beacon
Service access hood, lockable
Single point daily service
Tail lights
Option Harness
Remote oil drain
Remote oil and fuel filters



**TR320 & TV380 T4A COMPACT TRACK LOADERS
US PRICE LIST**

(Ex Works Wichita, KS)

Models

COMMERCIAL MODEL	Weight	Factory Data	List Price
TR320-T4A	9,265 LB		\$71,675.00
TV380-T4A	9,865 LB		\$77,101.00



TR320 & TV380 T4A COMPACT TRACK LOADERS
US PRICE LIST

(Ex Works Wichita, KS)

Factory Supplied Options

Order Code	Description	Weight	Factory Data	List Price
------------	-------------	--------	--------------	------------

CONTROLS AND TRANSMISSION

SD_01100 CONTROLS LEVEL

	761029	2 Speed Mechanical Controls H-Pattern			(\$2,245.00)
	761031	2 Speed E-H Controls Electro-Hydraulic Switchable (ISO-H Pattern) Controls with Two Speed			No Charge

ROPS/CAB

SD_05009 CAB

	761043	Open Cab (No Heat or HVAC) with top window and keyed start			No Charge
	761046	Enclosed Cab with Heater Includes side windows, front glass door with wiper, shoulder belt, radio with speakers, and keyless start			\$4,474.00
	761045	Enclosed Cab with Heater & AC Includes side windows, front glass door with wiper, shoulder belt, radio with speakers, and keyless start			\$6,069.00
	761184	Enclosed Cab w/Heat -Demo Door Includes side windows, 3/4" polycarbonate front glass door with wiper, shoulder belt, radio with speakers, and keyless start			\$6,383.00
	761183	Enclosed Cab w/HVAC -Demo Door Includes side windows, 3/4" polycarbonate front glass door with wiper, shoulder belt, radio with speakers, and keyless start			\$7,977.00

SD_05016 OPEN CAB TRIM

	X05016X	No Open Cab Interior Trim Pkg			No Charge
	761186	Open Cab Interior Trim Package For use with Open Cab. Covers interior sides and rear.			\$330.00

SD_05185 CAB SEAT

	761052	Suspension Seat (Vinyl)			No Charge
	761062	Air Ride Suspension Seat (Fabric) with temperature control (may not be ordered with Open Cab option 761043)			\$644.00

**TR320 & TV380 T4A COMPACT TRACK LOADERS
US PRICE LIST**

(Ex Works Wichita, KS)

COUPLER

SD_K5101 COUPLERS

	726003	Manual Coupler			No Charge
	726004	Hydraulic heavy duty coupler			\$1,126.00

BLOCK HEATER

SD_02086 BLOCK HEATER

	X02086X	No Block Heater			No Charge
	761048	Block Heater (120V)			\$173.00

OPERATOR MANUALS

SD_32035 LANGUAGE OPTIONS

	761085	English USA			No Charge
	761088	French Canadian			No Charge
	761097	Spanish Latin American			No Charge

OPTIONAL PACKAGES

SD_01201 OPTION PACKAGES

	761032	Standard Equipment Only			No Charge
	761033	Performance Package Contains ON/OFF One-way Self Leveling and Ride Control			\$1,257.00
	761034	Front Electric/Multi-Function Contains Front Electric (Multi-function) for Standard Auxiliaries			\$670.00
	761035	Performance w/Front Electric Contains ON/OFF One-Way Self Leveling, Ride Control, and Front Electric			\$1,926.00
	761036	High Flow Package Contains High Flow Hydraulics with Front Electric			\$2,678.00
	761037	High Flow Plus Package Contains Front Electric, High Flow Hydraulics, ON/OFF One-way Self Leveling and Ride Control			\$3,935.00
	761039	Enhanced High Flow Package Only available with units equipped with EH Controls Contains 4000 PSI High Flow Hydraulics, second auxiliaries, front electric, high flow hydraulics, ON/OFF One-way self leveling and ride control			\$7,438.00



**TR320 & TV380 T4A COMPACT TRACK LOADERS
US PRICE LIST**

(Ex Works Wichita, KS)

TRACK BELT OPTIONS

SD_10015 TRACK OPTIONS

	8500147	450 mm (17.7 inch) 78" OTW			No Charge
--	---------	-------------------------------	--	--	-----------

FRONT ATTACHMENTS

BUCKETS

SD_K5231 BUCKETS

	XK5231X	No Bucket			No Charge
Dirt & Foundry Bucket					
	761126	78" Dirt & Foundry Bucket 1981 mm, 18.4 cu. ft. Heaped Capacity			\$1,112.00
Heavy Duty Dirt Bucket					
	761143	78" Heavy Duty Dirt Bucket 1981 mm, 15.9 cu. ft. Heaped Capacity			\$1,442.00
	761144	84" Heavy Duty Dirt Bucket 2134 mm, 19.4 cu. ft. Heaped Capacity			\$1,550.00
Light Material Bucket					
	761137	84" Light Material Bucket 2134 mm, 27.9 cu. ft. Heaped Capacity			\$1,051.00
Low Profile Extended Bucket					
	761133	78" Low Profile Extended 1981 mm, 18.6 cu. ft. Heaped Capacity			\$1,164.00
	761134	84" Low Profile Extended 2134 mm, 20.2 cu. ft. Heaped Capacity			\$1,257.00
Manure & Slurry Bucket					
	761140	84" Manure-Slurry Bucket 2134 mm, 22.5 cu. ft. Heaped Capacity			\$1,066.00

SPILL GUARDS

SD_K5400 SPILL GUARDS

	XK5400X	No Spill Guard			No Charge
	761178	78" Spill Guard For use with Heavy Duty Buckets only			\$237.00
	761179	84" Spill Guard For use with Heavy Duty Buckets only			\$252.00

BOLT ON CUTTING EDGES

SD_K6399 BOLT ON CUTTING EDGE

	XK6399X	No Bolt on Cutting Edge			No Charge
--	---------	-------------------------	--	--	-----------

**TR320 & TV380 T4A COMPACT TRACK LOADERS
US PRICE LIST**

(Ex Works Wichita, KS)

	761148	78" Bolt on Cutting Edge			\$278.00
	761149	84" Bolt on Cutting Edge			\$299.00

MOVE TO BIC

SD_K6440 OFF-SITE SERVICE

	XK6440X	No Offsite Service Arrangement			No Charge
	761175	Offsite Service Arrangement Pricing is dealer negotiated with offsite contractor			No Charge

SPECIAL PAINT

SD_50103 SPECIAL PAINT

	X50103X	No Special Paint			No Charge
	726029	Special Paint The price listed is for a color change only from the standard factory color: CNH #86609760 (MS42-Tan). All Special Color formulations will be applied using approved factory processes and materials. Metallic or other special formulations and/or materials are not available. A color chip must be provided to CNH for non CNH colors. A minimum lead time of 8 business weeks will be required prior to production. Unless specified, regular production decals will be applied. Requests can be made that decals not be applied. However, SAFETY decals MUST BE APPLIED in all cases. The following components remain CNH grey: lift & bucket cylinders, front coupler and attachments, ROPS, side screens, rear hood, upper chassis and control links, undercarriages and brackets.			\$3,213.00



(This page intentionally left blank)

**TR320 - TV380 - T4
DIA Kit Dependency Matrix**

Kits not listed Do Not Require Completing Parts or Kits

Key: W = Wholegoods, order directly from plant
S = Service Parts, Order through Service Parts System

If you order this kit from Wholegoods		And the unit is equipped with		Then you also need
735158146 (TR320 - Tier 4)	COMPLETE HEATER AND AIR CONDITIONER KIT	Mechanical Controls AND Open ROPS	W	<ul style="list-style-type: none"> • Glass Door - 735011006 or • Demo Door - 735012006 • Seat Belt Kit - 735146006 • Side Window Kit - 735013006
			S	<ul style="list-style-type: none"> • Cab Jumper Harness - 47550196
		E-H Controls AND Open ROPS	W	<ul style="list-style-type: none"> • Glass Door - 735012006 or • Demo Door - 735012006 • Seat Belt Kit - 735146006 • Side Window Kit - 735013006
			S	<ul style="list-style-type: none"> • Cab Jumper Harness - 47550198
735158056 (TR320 - Tier 3)	COMPLETE HEATER AND AIR CONDITIONER KIT	Mechanical Controls AND Open ROPS	W	<ul style="list-style-type: none"> • Glass Door - 735011006 or • Demo Door - 735012006 • Seat Belt Kit - 735146006 • Side Window Kit - 735013006
			S	<ul style="list-style-type: none"> • Cab Jumper Harness - 47550196
		E-H Controls AND Open ROPS	W	<ul style="list-style-type: none"> • Glass Door - 735012006 or • Demo Door - 735012006 • Seat Belt Kit - 735146006 • Side Window Kit - 735013006
			S	<ul style="list-style-type: none"> • Cab Jumper Harness - 47550198
735158156 (TV380 - Tier 4)	COMPLETE HEATER AND AIR CONDITIONER KIT	Mechanical Controls AND Open ROPS	W	<ul style="list-style-type: none"> • Glass Door - 735011006 or • Demo Door - 735012006 • Seat Belt Kit - 735146006 • Side Window Kit - 735013006
			S	<ul style="list-style-type: none"> • Cab Jumper Harness - 47550196
		E-H Controls AND Open ROPS	W	<ul style="list-style-type: none"> • Glass Door - 735012006 or • Demo Door - 735012006 • Seat Belt Kit - 735146006 • Side Window Kit - 735013006
			S	<ul style="list-style-type: none"> • Cab Jumper Harness - 47550198

**TR320 - TV380 - T4
DIA Kit Dependency Matrix**

Kits not listed Do Not Require Completing Parts or Kits

Key: W = Wholegoods, order directly from plant
S = Service Parts, Order through Service Parts System

If you order this kit from Wholegoods		And the unit is equipped with		Then you also need
735158066 (TV380 - Tier 3)	COMPLETE HEATER AND AIR CONDITIONER KIT	Mechanical Controls AND Open ROPS	W	• Glass Door - 735012006 or • Demo Door - 735012006 • Seat Belt Kit - 47462564 • Cab Jumper Harness - 47550196
			S	• Cab Jumper Harness - 47550198
		E-H Controls AND Open ROPS	W	• Glass Door - 735012006 or • Demo Door - 735012006 • Seat Belt Kit - 735146006 • Side Window Kit - 735013006
			S	• Cab Jumper Harness - 47550198
735159046 (TR320 - Tier 4) (TV380 - Tier 4)	COMPLETE HEAT KIT	Mechanical Controls AND Open ROPS	W	• Glass Door - 735011006 or • Demo Door - 735012006 • Side Window Kit - 735013006 • Seat Belt Kit - 735146006
			S	• Cab Jumper Harness - 47550196
		E-H Controls AND Open ROPS	W	• Glass Door - 735011006 or • Demo Door - 735012006 • Side Window Kit - 735013006 • Seat Belt Kit - 735146006
			S	• Cab Jumper Harness - 47550198
735159026 (TR320 - Tier 3) (TV380 - Tier 3)	COMPLETE HEAT KIT	Mechanical Controls AND Open ROPS	W	• Glass Door - 735011006 or • Demo Door - 735012006 • Side Window Kit - 735013006 • Seat Belt Kit - 735146006
			S	• Cab Jumper Harness - 47550196
		Mechanical Controls WITH Standard Features OR Performance Package	W	• Glass Door - 735011006 or • Demo Door - 735012006 • Side Window Kit - 735013006 • Seat Belt Kit - 735146006
			S	• Cab Jumper Harness - 47550198

**TR320 - TV380 - T4
DIA Kit Dependency Matrix**

Kits not listed Do Not Require Completing Parts or Kits

Key: W = Wholegoods, order directly from plant
S = Service Parts, Order through Service Parts System

If you order this kit from Wholegoods		And the unit is equipped with		Then you also need	
735011006	GLASS FRONT DOOR KIT	Mechanical Controls AND Open ROPS	W	• Seat Belt Kit - 735146006	
			S	• Cab Jumper Harness - 47550196	
		E-H Controls AND Open ROPS	W	• Seat Belt Kit - 735146006	
			S	• Cab Jumper Harness - 47550198	
735012006	DEMO FRONT DOOR KIT	Mechanical Controls AND Open ROPS	W	• Seat Belt Kit - 735146006	
			S	• Cab Jumper Harness - 47550196	
		E-H Controls AND Open ROPS	W	• Seat Belt Kit - 735146006	
			S	• Cab Jumper Harness - 47550198	
735016006	RADIO KIT	Mechanical Controls AND Open ROPS	W	• Seat Belt Kit - 735146006	
			S	• Cab Jumper Harness - 47550196	
		E-H Controls AND Open ROPS	W	• Seat Belt Kit - 735146006	
			S	• Cab Jumper Harness - 47550198	
735020016 (TR320)	ROAD LIGHTS KIT	Mechanical Controls WITH Standard Features OR Performance Package AND Manual Coupler	S	• Options Harness Kit - 47357842	*All Machine S/N Prior to TR320 S/N: NBM440429, TV380 S/N: NCM450718 - Please Consult Service Parts to find Matching Kit for Legacy Machines
735020026 (TV380)	ROAD LIGHTS KIT	Mechanical Controls WITH Standard Features OR Performance Package AND Manual Coupler	S	• Options Harness Kit - 47357842	*All Machine S/N Prior to TR320 S/N: NBM440429, TV380 S/N: NCM450718 - Please Consult Service Parts to find Matching Kit for Legacy Machines
735021006 (TR320)	MULTI-FUNCTION ELECTRICAL MECHANICAL KIT	Mechanical Controls WITH Standard Features OR Performance Package AND Hydraulic Coupler	W	• LH Handle Kit - 735134006 • RH Handle Kit - 735136006	
			S	• Options Harness Kit - 47357842	*All Machine S/N Prior to TR320 S/N: NBM440429, TV380 S/N: NCM450718 - Please Consult Service Parts to find Matching Kit for Legacy Machines
735021016 (TV380)	MULTI-FUNCTION ELECTRICAL MECHANICAL KIT	Mechanical Controls WITH Standard Features OR Performance Package AND Hydraulic Coupler	W	• LH Handle Kit - 735134006 • RH Handle Kit - 735136006	
			S	• Options Harness Kit - 47357842	*All Machine S/N Prior to TR320 S/N: NBM440429, TV380 S/N: NCM450718 - Please Consult Service Parts to find Matching Kit for Legacy Machines

**TR320 - TV380 - T4
DIA Kit Dependency Matrix**

Kits not listed Do Not Require Completing Parts or Kits

Key: W = Wholegoods, order directly from plant
S = Service Parts, Order through Service Parts System

If you order this kit from Wholegoods		And the unit is equipped with		Then you also need	
735125006 (TR320)	MULTI-FUNCTION ELECTRICAL E-H KIT	E-H Controls WITH Standard Features OR Performance Package	W	<ul style="list-style-type: none"> • LH Handle Kit - 735126006 • RH Handle Kit - 735127006 	
735125016 (TV380)	MULTI-FUNCTION ELECTRICAL E-H KIT	E-H Controls WITH Standard Features OR Performance Package	W	<ul style="list-style-type: none"> • LH Handle Kit - 735126006 • RH Handle Kit - 735127006 	
735023006	RIDE CONTROL KIT	Mechanical Controls WITH Standard Features ONLY	W	<ul style="list-style-type: none"> • RH Handle Kit - 735136006 	
				*with any 2 speed, no additional handle is required	
735024006 (TR320)	HYDRAULIC COUPLER KIT (Prior to NDM462750)	Mechanical Controls WITH Standard Features OR Performance Package	S	<ul style="list-style-type: none"> • Options Harness Kit - 47357842 	*All Machine S/N Prior to TR320 S/N: NBM440429, TV380 S/N: NCM450718 - Please Consult Service Parts to find Matching Kit for Legacy Machines
735024036 (TR320 - Tier 4)	HYDRAULIC COUPLER KIT	Mechanical Controls WITH Standard Features OR Performance Package	S	<ul style="list-style-type: none"> • Options Harness Kit - 47357842 	*All Machine S/N Prior to TR320 S/N: NBM440429, TV380 S/N: NCM450718 - Please Consult Service Parts to find Matching Kit for Legacy Machines
735024016 (TV380)	HYDRAULIC COUPLER KIT (Prior to NDM463770)	Mechanical Controls WITH Standard Features OR Performance Package	S	<ul style="list-style-type: none"> • Options Harness Kit - 47357842 	*All Machine S/N Prior to TR320 S/N: NBM440429, TV380 S/N: NCM450718 - Please Consult Service Parts to find Matching Kit for Legacy Machines
735024046 (TV380 - Tier 4)	HYDRAULIC COUPLER KIT	Mechanical Controls WITH Standard Features OR Performance Package	S	<ul style="list-style-type: none"> • Options Harness Kit - 47357842 	*All Machine S/N Prior to TR320 S/N: NBM440429, TV380 S/N: NCM450718 - Please Consult Service Parts to find Matching Kit for Legacy Machines
735025036 (TR320)	HIGH FLOW AUXILIARY KIT Tier 3 Use - S/N NCM440596 and Prior	Mechanical Controls WITH Standard Features OR Performance Package	S	<ul style="list-style-type: none"> • Options Harness Kit - 47357842 	*All Machine S/N Prior to TR320 S/N: NCM440429, TV380 S/N: NCM450718 - Please Consult Service Parts to find Matching Kit for Legacy Machines
735025056 (TR320 - Tier 4)	HIGH FLOW AUXILIARY KIT Tier 4 Use - S/N NCM440597 and After	Mechanical Controls WITH Standard Features OR Performance Package	S	<ul style="list-style-type: none"> • Options Harness Kit - 47357842 	*All Machine S/N Prior to TR320 S/N: NBM440429, TV380 S/N: NCM450718 - Please Consult Service Parts to find Matching Kit for Legacy Machines
735025026 (TV380)	HIGH FLOW AUXILIARY KIT Tier 3 Use S/N NCM450856 and Prior	Mechanical Controls WITH Standard Features OR Performance Package	S	<ul style="list-style-type: none"> • Options Harness Kit - 47357842 	*All Machine S/N Prior to TR320 S/N: NCM440429, TV380 S/N: NCM450718 - Please Consult Service Parts to find Matching Kit for Legacy Machines
735025066 (TV380 - Tier 4)	HIGH FLOW AUXILIARY KIT Tier 4 Use S/N NCM450857 and After	Mechanical Controls WITH Standard Features OR Performance Package	S	<ul style="list-style-type: none"> • Options Harness Kit - 47357842 	*All Machine S/N Prior to TR320 S/N: NBM440429, TV380 S/N: NCM450718 - Please Consult Service Parts to find Matching Kit for Legacy Machines

**TR320 - TV380 - T4
DIA Kit Dependency Matrix**

Kits not listed Do Not Require Completing Parts or Kits

Key: W = Wholegoods, order directly from plant
S = Service Parts, Order through Service Parts System

If you order this kit from Wholegoods		And the unit is equipped with		Then you also need
735027036 (TR320 - Tier 4)	SECOND HYDRAULIC FRONT AUXILIARY KIT	Mechanical Controls WITH Standard Features OR Performance Package	W	• 2nd Aux LH Handle - 735135006
			S	• Options Harness Kit - 47357842 *All Machine S/N Prior to TR320 S/N: NBM440429, TV380 S/N: NCM450718 - Please Consult Service Parts to find Matching Kit for Legacy Machines
		Mechanical Controls WITH ANY High Flow Package	W	• 2nd Aux LH Handle - 735135006
		E-H Controls WITH ANY Package	W	• 2nd Aux LH Handle - 735132006
735027026 (TV380 - Tier 4)	SECOND HYDRAULIC FRONT AUXILIARY KIT	Mechanical Controls WITH Standard Features OR Performance Package	W	• 2nd Aux LH Handle - 735135006
			S	• Options Harness Kit - 47357842 *All Machine S/N Prior to TR320 S/N: NBM440429, TV380 S/N: NCM450718 - Please Consult Service Parts to find Matching Kit for Legacy Machines
		Mechanical Controls WITH ANY High Flow Package	W	• 2nd Aux LH Handle - 735135006
		E-H Controls WITH ANY Package	W	• 2nd Aux LH Handle - 735132006

If ordering multiple option kits, only one chassis option harness or cab harness is needed and any hardware/options already installed will not need to be ordered

All items identified as kits are Wholegoods; Prior released harnesses and kits will come from Service Parts.

Harnesses need extra attention to ensure connecting harnesses will link up with desired kit, please select harness which is newer to, or prior to implementation machine serial



(This page intentionally left blank)



**TR320 & TV380 T4A COMPACT TRACK LOADERS
US PRICE LIST**

(Ex Works Wichita, KS)

Factory Supplied Attachments

Order Code	Description	Weight	Factory Data	List Price
Basic Attachments				
735030006	Demo Rear Door Kit	32 LB		\$330.00
735006006	Beacon Kit	1 LB		\$165.00
735007006	4-Corner LED Strobe Kit	24 LB		\$536.00
735159026	Heater Complete For use with Tier 3 Must order applicable harness. Reference dependency matrix.	137 LB		\$1,472.00
735159046	Heater Complete For use with Tier 4 Must order applicable harness. Reference dependency matrix.	141 LB		\$1,472.00
735158056	HVAC Complete For use with TR320 Tier 3 Must order applicable harness. Reference dependency matrix.	379 LB		\$3,162.00
735158066	HVAC Complete For use with TV380 Tier 3 Must order applicable harness. Reference dependency matrix.	383 LB		\$3,162.00
735158146	HVAC Complete For use with TR320 Tier 4 Must order applicable harness. Reference dependency matrix.	384 LB		\$3,162.00
735158156	HVAC Complete For use with TV380 Tier 4 Must order applicable harness. Reference dependency matrix.	381 LB		\$3,162.00
735146006	Three Point Seat Belt	2 LB		\$250.00
735011006	Glass Front Door Kit Center mounted wiper Requires three point seat belt. Must order applicable harness. Reference dependency matrix.	182 LB		\$1,653.00
735012006	Demo Front Door Kit Center mounted wiper Requires three point seat belt. Must order applicable harness. Reference dependency matrix.	182 LB		\$2,905.00
735013006	Cab Side Windows Kit	139 LB		\$927.00
735016006	Radio Kit Must order applicable harness. Reference dependency matrix.	16 LB		\$443.00
735150006	Open Cab Interior Trim Kit For use with Open Cab. Covers interior sides and rear.	20 LB		\$399.00
735020016	Road Light Kit For use with TR320 Must order applicable harness. Reference dependency matrix.	18 LB		\$649.00
735020026	Road Light Kit For use with TV380 Must order applicable harness. Reference dependency matrix.	19 LB		\$649.00
735124006	Side Lamp Kit	6 LB		\$272.00
735021006	Multi-Function Front Electrical Mech Kit For use with TR320 Must order applicable handle. Reference dependency matrix.	3 LB		\$294.00
735021016	Multi-Function Front Electrical Mech Kit For use with TV380 Must order applicable handle. Reference dependency matrix.	4 LB		\$294.00

**TR320 & TV380 T4A COMPACT TRACK LOADERS
US PRICE LIST**

(Ex Works Wichita, KS)

735125006	Multi-Function Front Electrical E-H Kit For use with TR320 Must order applicable handle. Reference dependency matrix.	3 LB		\$294.00
735125016	Multi-Function Front Electrical E-H Kit For use with TV380 Must order applicable handle. Reference dependency matrix.	4 LB		\$294.00
735022046	One Way Self Level Kit For use with TR320	15 LB		\$520.00
735022016	One Way Self Level Kit For use with TV380	14 LB		\$520.00
735023006	Ride Control Kit Must order applicable handle. Reference dependency matrix.	33 LB		\$515.00
735024006	Hydraulic Coupler Kit For use with TR320 units built PRIOR to S/N 462750 Must order applicable harness. Reference dependency matrix.	160 LB		\$1,324.00
735024016	Hydraulic Coupler Kit For use with TV380 units built PRIOR to S/N 463770 Must order applicable harness. Reference dependency matrix.	159 LB		\$1,324.00
735024036	Hydraulic Coupler Kit For use with TR320 units built AFTER S/N 762750 Must order applicable harness. Reference dependency matrix.	151 LB		\$1,324.00
735024046	Hydraulic Coupler Kit For use with TV380 units built AFTER S/N 463770 Must order applicable harness. Reference dependency matrix.	152 LB		\$1,324.00
735025056	High Flow Auxiliary Kit For use with TR320 TIER 4 models ONLY. Must order applicable harness. Reference dependency matrix.	185 LB		\$2,699.00
735025066	High Flow Auxiliary Kit For use with TV380 TIER 4 models ONLY. Must order applicable harness. Reference dependency matrix.	205 LB		\$2,699.00
735025026	High Flow Auxiliary Kit For use with TV380 TIER 3 models ONLY. Must order applicable harness. Reference dependency matrix.	203 LB		\$2,699.00
735025036	High Flow Auxiliary Kit For use with TR320 TIER 3 models ONLY. Must order applicable harness. Reference dependency matrix.	243 LB		\$2,699.00
735027026	Second Hydraulic Front Auxiliary Kit For use with TV380 Must order applicable handle. Reference dependency matrix.	79 LB		\$1,103.00
735027036	Second Hydraulic Front Auxiliary Kit For use with TR320 Must order applicable handle. Reference dependency matrix.	84 LB		\$1,103.00
735036026	4-Point Lift Hook Kit	10 LB		\$238.00
735037006	Single Point Lift Hook Kit For use with TR320	289 LB		\$1,102.00
735037046	Single Point Lift Hook Kit For use with TV380	269 LB		\$1,102.00
735038006	FOPS Level 2 Modification Kit	61 LB		\$368.00
735039036	Extra Counterweight Kit	659 LB		\$1,251.00
735040066	Aspirator Kit For use with TV380 TIER 4 models ONLY.	15 LB		\$340.00
735040076	Aspirator Kit For use with TR320 TIER 4 models ONLY.	16 LB		\$340.00

**TR320 & TV380 T4A COMPACT TRACK LOADERS
US PRICE LIST**

(Ex Works Wichita, KS)

	735040036	Aspirator Kit For use with TV380 TIER 3 models ONLY.	13 LB		\$340.00
	735040056	Aspirator Kit For use with TR320 TIER 3 models ONLY.	9 LB		\$340.00
	735042006	Interior Mirror Kit	4 LB		\$62.00
	735045006	Foot Control Kit For use with Tier 3	58 LB		\$659.00
	735045046	Foot Control Kit For use with Tier 4	60 LB		\$659.00
	735047006	120V Block Heater Kit	6 LB		\$221.00
	735048006	220V Block Heater Kit	6 LB		\$221.00
	735142006	Cylinder Guard Kit	21 LB		\$792.00
	735151046	Debris Seal Kit Reduces debris ingress to engine compartment and chassis For use with TR320 models built July 2012 or later	23 LB		\$253.00
	735151066	Debris Seal Kit Reduces debris ingress to engine compartment and chassis For use with TV380 models built July 2012 or later	17 LB		\$283.00
	735152036	New Hood with Debris Seal Kit Contains new hood and additional sealing items Reduces debris ingress to engine compartment and chassis For use with TR320 TIER 3 models built prior to July 2012	64 LB		\$749.00
	735152056	New Hood with Debris Seal Kit Contains new hood and additional sealing items Reduces debris ingress to engine compartment and chassis For use with TV380 TIER 3 models built prior to July 2012	109 LB		\$901.00

Handles - E-H Models

	735126006	LH EH Handle Kit (NO 2nd Aux) Adds Front Electric.	1 LB		\$191.00
	735127006	RH EH Handle Kit Adds Front Electric.	1 LB		\$191.00
	735132006	LH EH Handle Kit (WITH 2nd Aux) Adds Second Auxiliary with Front Electric.	1 LB		\$191.00

Handles - Mechanical Models

	735134006	LH Mechanical Handle Kit (NO 2nd Aux) Adds Front Electric.	1 LB		\$191.00
	735135006	LH Mechanical Handle Kit (WITH 2nd Aux) Adds Second Auxiliary with Front Electric.	1 LB		\$191.00
	735136006	RH Mechanical Handle Kit Adds Front Electric.	2 LB		\$191.00

Pallet Fork

	735075006	Pallet Fork Frame w/48" Tines	540 LB		\$1,355.00
--	-----------	-------------------------------	--------	--	------------

Dirt & Foundry Bucket

	735056016	78" Dirt & Foundry Bucket (1981 mm), 18.4 cu. ft. Heaped Capacity	429 LB		\$1,112.00
--	-----------	--	--------	--	------------

Low Profile Extended Bucket

	735063016	78" Low Profile Extended Bucket (1981 mm), 18.6 cu. ft. Heaped Capacity	531 LB		\$1,164.00
--	-----------	--	--------	--	------------

**TR320 & TV380 T4A COMPACT TRACK LOADERS
US PRICE LIST**

(Ex Works Wichita, KS)

	735064016	84" Low Profile Extended Bucket (2134 mm), 20.2 cu. ft. Heaped Capacity	607 LB		\$1,257.00
--	-----------	--	--------	--	------------

Light Material Bucket

	735067016	84" Light Material Bucket (2134 mm), 27.9 cu. ft. Heaped Capacity	532 LB		\$1,051.00
--	-----------	--	--------	--	------------

Manure & Slurry Bucket

	735070016	84" Manure-Slurry Bucket (2134 mm), 22.5 cu. ft. Heaped Capacity	535 LB		\$1,066.00
--	-----------	---	--------	--	------------

Heavy Duty Dirt Bucket

	735073016	78" Heavy Duty Dirt Bucket (1981 mm), 15.9 cu. ft. Heaped Capacity	526 LB		\$1,442.00
	735074016	84" Heavy Duty Dirt Bucket (2134 mm), 19.4 cu. ft. Heaped Capacity	550 LB		\$1,550.00

AGRICULTURAL EQUIPMENT

U.S. PRICE LIST

APPLICATION EQUIPMENT

PL-300 TY REVISION 30

SAP PRICE LIST 018 CG

EFFECTIVE AUGUST 19, 2013

THIS IS A COMPLETE REVISION

This Complete Revision includes new or revised information and replaces all prior revisions.

The prices included in this revision supersede any prices established prior to the effective date shown unless specifically identified in a price bulletin as superseding this price list.

NOTE: Dealers should retain prior price list pages for any discontinued machines or attachments remaining in inventory.

Copyright 2013 By

CNH America LLC



GENERAL INFORMATION

ADVANCE FREIGHT

Advance freight will be added to the machinery invoice as a separate net charge for machinery shipped from field locations or from other than specified Ex Works locations.

PRICES

Prices are Ex Works factory, where the goods are manufactured, except where noted. For detailed information concerning prices, please refer to your OPERATING GUIDE.

CONTENTS OF ORGANIZATION

CNH America LLC issues price lists and revisions covering each Case IH contract. The U.S. Price List is published in U.S. funds and the Canadian Price List is published in Canadian funds. Ensure that you are using the correct price list. U.S. or Canada is referenced at the top of each page and the Canadian price lists have a Maple Leaf on the price list cover page.

Freight, duty and sales taxes are NOT included in any wholegoods or attachment prices shown in the price list. Any appropriate freight, duty, Federal, State, and Provincial taxes will be added to the machinery invoice as separate net charges.

PROCEDURE

The price pages for each machine (or group of machines) lists both "Factory Supplied Options" and/or "Factory Supplied Attachments."

Each price list is comprised of the various machines sold under that contract. Each price book section has "Factory Supplied Options" and/or "Factory Supplied Attachments" price pages. When ordering and pricing a machine follow the ordering instructions listed for that machine. Attachments listed following the "Factory Supplied Attachments" heading are available for installation in the field.



GENERAL INFORMATION

DISTRIBUTION OF PRICE LISTS

Price lists and periodic price list revisions will be posted on the Dealer Portal, and distributed electronically when possible.

Printed copies of current price lists, index tabs and binders can be purchased from the Document Management Center (DMC). Orders should be placed only through the DMC web site link located on the Dealer Portal.

Document Management Center (DMC)
2205 Durand Avenue
Racine, WI 53403

DMC customer service:
(for inquiries - not to place orders)
(262)636-7540
Internal E-mail: #NA DMC ORDER CENTER

Complete U.S. Price List is PL-100
Complete Canadian Price List is PLC-100

Periodic price list revisions are usually accompanied by a cover sheet which carries instructions on price page changes and where to insert replacement or new price pages. The revisions are dated and are effective as of that date.



**APPLICATION EQUIPMENT
TABLE OF CONTENTS**

PATRIOT SERIES

PATRIOT 2240 SPRAYER
Standard Features 1
Price List 3
Factory Supplied Accessories 9

PATRIOT 3230 SPRAYER
Standard Features 11
Price List 13
Factory Supplied Accessories 21

PATRIOT 3330 SPRAYER
Standard Features 23
Price List 25
Factory Supplied Accessories 33

PATRIOT 3240 SPRAYER
Standard Features 35
Price List 37
Factory Supplied Accessories 44

PATRIOT 3340 SPRAYER
Standard Features 45
Price List 47
Factory Supplied Accessories 55

PATRIOT 4430 SPRAYER
Standard Features 57
Price List 59
Factory Supplied Accessories 67

Case IH Purchased Protection Plan..... 68

TITAN SERIES

TITAN 3000 SERIES CHASSIS
Standard Features 69
Price List 71

TITAN 4000 SERIES CHASSIS
Standard Features 77
Price List 79

Case IH Purchased Protection Plan..... 84



APPLICATION EQUIPMENT TABLE OF CONTENTS

APPLICATION SYSTEMS

810 FLEX-AIR FERTILIZER & CHEMICAL APPLICATOR

Standard Features 85

Price List 86

610 LIQUID SYSTEM

Standard Features 91

Price List 92

**PATRIOT 2240 SPRAYER
US PRICE LIST**

**(Ex Works Benson, MN)
Standard Equipment**

CAB:

44.4 sq. ft. of glass with a
three piece curved windshield
Air seat with lumbar, ride firmness,
fore/aft position, height, side to side
and fore/aft shock isolation
adjustment
Fold down instructional seat
Right armrest control center that
moves with seat and adjustable
for operator comfort, full-function
joystick
LH flip-up armrest
LH forward opening access
Tilt/telescoping steering column with
soft grip steering wheel, turn signal,
head lights and headlight dimming
switch
Foot activated release for steering
column tilt, center fly nut on steering
wheel for telescoping function
adjustment
Summer/winter climate control and
activated charcoal fresh air filter
RH A-post mounted instrumentation for
better visibility
Wired for radio includes antenna and
two speakers
Single speed front windshield
wiper/washer
3 power outlets
Horn
Dome and map lights
Cup holder
Rubber floor mat
Front sunshade
Rubber storage bin

ENGINE:

Case IH FPT 165 hp 6.7L turbocharged,
after-cooled, electronic controlled
diesel engine equipped with
120V block and intake air grid heater
Tier 4 SCR engine technology

DRIVE:

Hydrostatic w/full-time 4 wheel drive
3 speed ranges, can be shifted
on-the-go

FRAME AND SUSPENSION:

High strength tubular chassis with
sealed ends. A spring and shock
absorber trailing-link suspension
that acts independently at each
wheel.

2 WHEEL STEER:

Turning radius of 22 ft. 7 in. (6.9 m)
from rear axle center line

WHEEL TRACK ADJUSTMENT:

90-120 in. (229-305 cm) mechanically
adjusted w/manual stops
at 2 in. (5.1 cm) increments

STEERING:

Hydraulic power steering with
master/slave re-phasing cylinders

BRAKING:

Dynamic dry disc service brakes on the
front wheels with brake pedal in the
cab. Hydraulic wet disc type all wheel
parking brakes.

TANKS:

Product: 660 gal. (2,500 liters) poly
Fuel: 86 gal. (325 liters)
DEF: 14 gal. (53 liters)
Rinse: 76 gal. (290 liters)

**PATRIOT 2240 SPRAYER
US PRICE LIST**

**(Ex Works Benson, MN)
Standard Equipment**

PRODUCT SYSTEM:

Hydraulically driven centrifugal liquid pump with (PWM) electronic control
2 in. fill system (3 in. optional)
Spurge is provided by a jet nozzle
Suction screen - 6 mesh
Product strainer - 30 mesh
Boom strainers - 50 mesh
Poly boom tubes

DIMENSIONS:

Dry weight:
18,600 lbs. (8,437 kg)
Overall length:
346 in. (28 ft. 10 in./8.8 m)
Overall height:
146 in. (12 ft. 2 in./3.7 m)
Overall width:
Wheels retracted:
126 in. (10 ft. 6 in./3.2 m)
Wheels extended:
138.5 in. (11 ft. 6.5 in./3.5 m)
Wheelbase:
140 in. (11 ft. 8 in./3.6 m)
Boom adjustment height:
27-90 in. (.68-2.3 m)
Boom breakaway:
80 ft./90 ft. - 62.5 in. (5 ft. 2.5 in./1.6 m)
Ground clearance:
62 in. (158 cm) with R42 tires
Travel speed:
Up to 30 mph (48 kph)

MISCELLANEOUS:

Storage box, LH rear cab corner
Hydraulic front folding access/egress ladder
Centralized service location with color coding for controlling all spray operations
EZ-fold boom control

ELECTRICAL:

175 amp alternator
Front lighting:
3 front hood-mounted lights
(2 corner road lights-high/low beam and 1 center halogen work light)
2 halogen flood lights located on front of cab roof
2 amber flasher/turn signal lights mounted on boom cradles
Rear lighting:
2 red LED tail lights mounted on booms
2 amber LED flasher/turn signal lights mounted on booms
2 amber flasher/turn signal lights mounted on cab roof
2 halogen flood lights located on rear of cab roof

OPERATOR'S MANUAL:

North American English

**PATRIOT 2240 SPRAYER
US PRICE LIST**

(Ex Works Benson, MN)

Models

COMMERCIAL MODEL	MARKET	Weight	List Price
PATRIOT 2240 SPRAYER	North American English	18,600 LB	\$185,589.00

Factory Supplied Options

Order Code	Description	Weight	List Price
------------	-------------	--------	------------

SUSPENSION

SD_08014 SUSPENSION

	423539	Standard suspension	No Charge
	423538	Active suspension	\$2,390.00

WHEELS AND TIRES

SD_16066 WHEELS AND TIRES

	8521018	380-80R38	No Charge
	8100638	320-90R42	\$811.00
	8521038	420-85R38	\$928.00

PRODUCT SYSTEM

SD_50109 FRONT FILL

	X50109X	No front fill	No Charge
	421898	2 in. Front fill	\$582.00
	421899	3 in. Front fill	\$776.00

SD_P8301 PRODUCT SYSTEM

	421892	Poly Tank, 2" fill, std rate (2-25 GPA typical) with 2-60 GPM flowmeter	No Charge
	421893	Poly tank, 3" fill, high rate (5-40 GPA typical) with 4-100 GPM flowmeter	\$993.00

**PATRIOT 2240 SPRAYER
US PRICE LIST**

(Ex Works Benson, MN)

NOZZLE BODIES

SD_P8808 NOZZLE BODIES

	424528	5-way nozzle body Arag			No Charge
	422464	CR II single nozzle body			No Charge

BOOMS

BOOMS AND NOZZLE SELECTION

SD_P6102 BOOMS

80 ft. Boom - 5 Section					
	422590	80 ft. bm, 5 Sect, 20" Spacing			
		if NOZZLE BODIES is 5-way nozzle body			No Charge
		if NOZZLE BODIES is CR II single nozzle body			(\$234.00)
	422591	80 ft. bm, 5 Sect, 20-30" Spac			
		if NOZZLE BODIES is 5-way nozzle body			\$211.00
		if NOZZLE BODIES is CR II single nozzle body			(\$23.00)
80 ft. Boom - 6 Section					
	422589	80 ft. bm, 6 Sect, 20" Spacing			
		if NOZZLE BODIES is CR II single nozzle body			\$448.00
		if NOZZLE BODIES is 5-way nozzle body			\$690.00
90 ft. Boom - 5 Section					
	422463	90 ft. bm, 5 sect, 20-30" spac			
		if NOZZLE BODIES is CR II single nozzle body			\$1,097.00
		if NOZZLE BODIES is 5-way nozzle body			\$1,394.00
	422462	90 ft. bm, 5 sect, 20" spacing			
		if NOZZLE BODIES is CR II single nozzle body			\$887.00
		if NOZZLE BODIES is 5-way nozzle body			\$1,174.00
90 ft. Boom - 6 Section					
	422461	90 ft. bm, 6 sect, 20" spacing			
		if NOZZLE BODIES is CR II single nozzle body			\$1,607.00
		if NOZZLE BODIES is 5-way nozzle body			\$1,895.00

BOOM FLUSH VALVE

SD_P6000 BOOM FLUSH VALVE

	XP6000X	No Boom flush valve			No Charge
	449366	Boom flush valve			
		if BOOMS is 80 ft. bm, 5 Sect, 20" Spacing			\$336.00
		if BOOMS is 90 ft. bm, 5 sect, 20" spacing			\$336.00
		if BOOMS is 80 ft. bm, 5 Sect, 20-30" Spac			\$343.00
		if BOOMS is 90 ft. bm, 5 sect, 20-30" spac			\$343.00
		if BOOMS is 80 ft. bm, 6 Sect, 20" Spacing			\$343.00
		if BOOMS is 90 ft. bm, 6 sect, 20" spacing			\$343.00

**PATRIOT 2240 SPRAYER
US PRICE LIST**

(Ex Works Benson, MN)

SPRAYER CONTROLS

SD_27015 SPRAYER CONTROLS

	424537	Case IH Display Ready		No Charge
	424055	Case IH SCS 5000		\$2,813.00
	422538	Case IH AFS Pro 700		\$5,083.00
	449367	Case IH Viper 4 Includes single product VRA unlocked		\$10,342.00

AIM COMMAND

SD_27005 AIM COMMAND

	X27005X	No AIM Command		No Charge
	424513	AIM Command		
		if BOOMS is 80 ft. bm, 5 Sect, 20" Spacing		\$16,586.00
		if BOOMS is 80 ft. bm, 6 Sect, 20" Spacing		\$16,586.00
		if BOOMS is 80 ft. bm, 5 Sect, 20-30" Spac		\$16,586.00
		if BOOMS is 90 ft. bm, 5 sect, 20" spacing		\$17,637.00
		if BOOMS is 90 ft. bm, 5 sect, 20-30" spac		\$17,637.00
		if BOOMS is 90 ft. bm, 6 sect, 20" spacing		\$17,637.00
	449368	AIM Command PRO		
		if BOOMS is 80 ft. bm, 6 Sect, 20" Spacing		\$24,200.00
		if BOOMS is 80 ft. bm, 5 Sect, 20" Spacing		\$24,200.00
		if BOOMS is 80 ft. bm, 5 Sect, 20-30" Spac		\$24,200.00
		if BOOMS is 90 ft. bm, 6 sect, 20" spacing		\$26,000.00
		if BOOMS is 90 ft. bm, 5 sect, 20-30" spac		\$26,000.00
		if BOOMS is 90 ft. bm, 5 sect, 20" spacing		\$26,000.00

FIELD HEADLIGHTS

SD_06066 LIGHTING

	423509	Halogen field center headlight		No Charge
	423508	H.I.D. field center headlight		\$605.00
	423699	Deluxe H.I.D. Field lightgroup High intensity discharge light		\$2,548.00

SD_06067 ROAD AND WORK LIGHTS

	X06067X	No Road and work light kit		No Charge
	421896	Service Center and Boom Light		\$258.00

**PATRIOT 2240 SPRAYER
US PRICE LIST**

(Ex Works Benson, MN)

OPERATOR'S MANUAL

SD 29046 MARKET

	423510	North American English			No Charge
--	--------	------------------------	--	--	-----------

OTHER EQUIPMENT - APP

BOOM EQUIPMENT 1

SD P6101 BOOM SECTION CONTROL

	XP6101X	No AccuBoom section control			No Charge
	423724	AccuBoom section control Requires Viper 4 Controller or AFS Pro 700			\$1,836.00

BOOM EQUIPMENT 2

SD N6101 REMOTE SECTION CONTROL

	XN6101X	No Remote section control			No Charge
	424529	Remote section control Requires AccuBoom			\$1,022.00

SD P6103 BOOM HEIGHT CONTROL

	XP6103X	No Autoboom height control			No Charge
	424564	Autoboom height control-3 Sens with 3 sensors			\$9,929.00

SD P6105 ADDITIONAL AUTOBOOM SENSORS

	XP6105X	No Additional Autoboom sensors			No Charge
	423717	2 Additional Autoboom sensors			\$2,591.00

SD P8801 DUAL BODY SHUT OFF

	XP8801X	No dual body shut-off			No Charge
	423720	Combo-Rate dual body shut-off			
		if BOOMS is 80 ft. bm, 6 Sect, 20" Spacing			\$171.00
		if BOOMS is 80 ft. bm, 5 Sect, 20-30" Spac			\$171.00
		if BOOMS is 80 ft. bm, 5 Sect, 20" Spacing			\$171.00
		if BOOMS is 90 ft. bm, 5 sect, 20-30" spac			\$193.00
		if BOOMS is 90 ft. bm, 6 sect, 20" spacing			\$193.00
		if BOOMS is 90 ft. bm, 5 sect, 20" spacing			\$193.00

SD P8804 FENCE ROW NOZZLES

	XP8804X	No Fence row nozzle			No Charge
	424527	Fence row nozzle - RH and LH			\$480.00

**PATRIOT 2240 SPRAYER
US PRICE LIST**

(Ex Works Benson, MN)

CHEMICAL EDUCTOR

SD_27013 CHEMICAL EDUCTOR

	X27013X	No Chemical eductor			No Charge
	423704	Chemical eductor package			\$1,458.00

FENDERS

SD_18010 FENDERS

	X18010X	No fenders			No Charge
	421834	Fenders set of four			\$1,887.00

FOAM MARKERS

SD_P8302 FOAM MARKERS

	XP8302X	No Foam marker			No Charge
	421875	Foam Marker - 80 ft. boom			\$1,455.00
	421876	Foam Marker - 90 ft. boom			\$1,455.00

GUIDANCE

SD_27002 AFS ACCUGUIDE

	X27002X	No AFS AccuGuide Ready			No Charge
	423517	Factory AFS AccuGuide Ready Includes steering sensor, electronic steering valve, steering manifold, hoses, wiring harnesses, receiver mounting bracket and cabling and hardware.			\$5,614.00

SD_27003 ANTENNA/RECEIVER

	X27003X	No Antenna/Receiver			No Charge
	422576	AFS 372 Receiver WAAS/EGNOS/VBS enabled Note: An unlock code can be purchased to upgrade WAAS systems to OmniSTAR HP/XP. Upgrade subscriptions sold separately through Parts. Requires Autoguidance Ready.			\$3,245.00
	422575	AFS 372 Receiver-OMNISTAR OmniSTAR HP/XP enabled, WAAS/EGNOS/VBS enabled Note: An unlock code can be purchased to upgrade OmniSTAR HP/XP systems to RTK. Upgrade subscriptions, RTK radio and base stations sold separately through Parts. Requires Autoguidance Ready.			\$5,745.00

SD_27011 AUTOGUIDANCE NAV II

	X27011X	No Guidance Nav II controller			No Charge
--	---------	-------------------------------	--	--	-----------

**PATRIOT 2240 SPRAYER
US PRICE LIST**

(Ex Works Benson, MN)

	424053	AccuGuide Nav II controller Requires Autoguidance Ready			\$5,408.00
--	--------	---	--	--	------------

LIGHTS

SD_30047 BEACON

	X30047X	No Beacon Light			No Charge
	783116	Single Beacon Light			\$368.00
	424535	Dual Beacon Lights Some states/provinces may restrict beacon to certain type of vehicles.			\$701.00

RADIO

SD_05136 RADIO OPTION

	482058	Without radio			No Charge
	449174	Jensen AM/FM/WB AUX with Auxiliary input			\$500.00

MISCELLANEOUS

SD_08031 WHEEL TRACK ADJUSTMENT

	421890	Manual adjustment			No Charge
	421891	Hydraulic Adjustment			\$4,496.00

SD_16049 EXTRA WHEELS, TIRES AND RIMS

	X16049X	No extra wheels and tires			No Charge
	449171	380-80 R38			\$6,875.00
	449302	320-90 R42			\$7,686.00
	449173	420-85 R38			\$7,803.00

SD_43004 TOOL BOX RH

	X43004X	No Tool Box			No Charge
	442010	Tool Box RH Patriot 2240 Sprayer Tool Box is located near LH access ladder			\$210.00

SD_50107 SUCTION QUICK FILL

	X50107X	No suction quick fill kit			No Charge
	423755	Suction quick fill kit			\$258.00

**PATRIOT 2240 SPRAYER
US PRICE LIST**

(Ex Works Benson, MN)

Factory Supplied Attachments

Order Code	Description	Weight		List Price
------------	-------------	--------	--	------------

Wheels and Tires

	84393275 380-80 R38 Wheels and Tires	600 LB		\$7,219.00
	84393277 320-90 R42 Wheels and Tires	650 LB		\$8,070.00
	84393374 420-85 R38 Wheels and Tires	700 LB		\$8,193.00

Nozzle Body Kits

	84514033 Box CR II single end body, 48 pcs	10 LB		\$289.00
	84514034 Box CR II single end body, 54 pcs	10 LB		\$325.00
	84514037 Box CR II 5-way turret end body, 48 pcs	10 LB		\$622.00
	84514038 Box CR II 5-way turret end body, 54 pcs	10 LB		\$698.00

Chemical Eductor

	47500562 Chemcial Eductor Pkg. - Stainless Steel	125 LB		\$1,606.00
--	--	--------	--	------------

Fenders

	84393269 Fenders - Set of 4	125 LB		\$1,982.00
--	-----------------------------	--------	--	------------

Foam Markers

	84393259 Foam markers for 80 ft.	20 LB		\$1,528.00
	84393261 Foam markers for 90 ft.	20 LB		\$1,528.00

**PATRIOT 3230 SPRAYER
US PRICE LIST**

**(Ex Works Benson, MN)
Standard Equipment**

SURVEYOR CAB:

109.5 cu. ft. of interior space and
68.5 sq. ft. of tinted glass with a
one piece curved windshield
Optima air seat with swivel, lumbar,
ride firmness, side to side and fore/aft
shock isolation adjustment
Right armrest control center that moves
with seat and adjustable for operator
comfort, full function joystick
LH flip-up armrest
LH forward opening access
Tilt/telescoping steering column with
soft grip steering wheel, integrated
control pod with self-canceling turn
signal and head light dimming switch
Foot activated release for easier
steering wheel adjustment
Summer/winter climate control and
activated charcoal fresh air filter
RH A-post mounted instrumentation for
better visibility
Wired for radio includes antenna and
two speakers
Mounting for business radio includes
power lead
Two speed front windshield
wiper/washer
6 power outlets
Horn
Dome and map lights
Dual cup holder
Coat hook
Rubber floor mat
Front sunshade
Overhead and rear deck storage with
netting

ENGINE:

Case IH FPT 220 hp 6.7L turbocharged,
after-cooled, electronic controlled
diesel engine equipped with
120V block and intake air grid heater

DRIVE:

Hydrostatic w/full-time 4 wheel drive
Infinitely variable speed control returns
wheel motor swash plates to
maximum angle each time hydro lever
is returned to neutral. Allows
maximum torque for each start.

FRAME AND SUSPENSION:

High strength tubular chassis with
sealed ends. A spring and shock
absorber trailing-link suspension
that acts independently at each
wheel.

2 WHEEL STEER:

Turning radius of 23 ft. 3 in. (7.1 m)
from rear axle center line

WHEEL TRACK ADJUSTMENT:

120-157 in. (305-399 cm) hydraulically
adjusted from the cab w/manual stops
at 1 in. (2.5 cm) increments

STEERING:

Hydraulic power steering with
master/slave re-phasing cylinders

BRAKING:

Dynamic dry disc service brakes on the
front wheels with brake pedal in the
cab. Hydraulic wet disc type all wheel
parking brakes.

TANKS:

Product:
800 gal. (3,028 liters) stainless steel
(poly optional)

Fuel:
120 gal. (454 liters)

Rinse:
112 gal. (424 liters)

**PATRIOT 3230 SPRAYER
US PRICE LIST**

**(Ex Works Benson, MN)
Standard Equipment**

PRODUCT SYSTEM:

Hydraulically driven centrifugal liquid pump with (PWM) electronic control
2 in. fill system (3 in. optional)
Sparge is provided by two jet nozzles
Product strainer - 16 mesh
Boom strainers - 50 mesh
Stainless steel spray bars

MISCELLANEOUS:

Storage box, LH
Hydraulic front folding access/egress ladder
Centralized service location with color coding for controlling all spray operations
EZ-fold boom control

DIMENSIONS:

Dry weight:
90/100 ft. - 22,780 lbs. (10,333 kg)
Overall length:
333 in. (27 ft. 9 in./8.5 m)
Overall height:
144 in. (12 ft./3.7 m)
Overall width:
Wheels retracted:
138 in. (11 ft. 6 in./3.5 m)
Wheels extended:
175 in. (14 ft. 7 in./4.5 m)
Wheelbase:
150 in. (12 ft. 6 in./3.8 m)
Boom adjustment height:
19-84 in. (.48-2.1 m)
Boom breakaway:
90 ft. - 66 in. (5 ft. 6 in./1.7 m)
100 ft. - 126 in. (10 ft. 6 in./3.2 m)
Ground clearance:
52 in. (132 cm)
Travel speed:
Up to 30 mph (48 kph)

ELECTRICAL:

175 amp alternator
Front lighting:
5 front hood-mounted lights
(2 corner work lights, 2 corner road lights-high/low beam and 1 center halogen work light)
2 halogen flood lights located on front of cab roof
2 amber flasher/turn signal lights mounted on cab roof
2 amber flasher/turn signal lights mounted on boom cradles
Rear lighting:
2 red LED tail lights mounted on booms
2 amber LED flasher/turn signal lights mounted on booms
2 amber flasher/turn signal lights mounted on cab roof



**PATRIOT 3230 SPRAYER
US PRICE LIST**

(Ex Works Benson, MN)

Models

COMMERCIAL MODEL	ENGINE POWER	Weight	List Price
PATRIOT 3230 SPRAYER	220 HP	22,780 LB	\$231,198.00

Factory Supplied Options

Order Code	Description	Weight	List Price
------------	-------------	--------	------------

OPERATOR'S CAB

SD_05127 CAB/CANOPY

423533	CASE IH Deluxe Surveyor Cab		No Charge
423534	CASE IH Luxury Surveyor Cab		\$1,771.00

SUSPENSION

SD_08014 SUSPENSION

423539	Standard suspension		No Charge
423538	Active suspension		\$2,732.00

WHEELS AND TIRES

SD_16066 WHEELS AND TIRES

8100608	320/90R46		(\$890.00)
8510038	380-85R46		No Charge
424530	380/90R46 157 MI Not available with 120 ft. boom		\$2,070.00
8100648	520/85R38		(\$1,280.00)
8100618	650/65R38		\$2,484.00

MIRRORS

SD_05132 REARVIEW MIRRORS

722702	Manual adjustable mirrors		No Charge
722701	Power adjustable mirrors		\$970.00

**PATRIOT 3230 SPRAYER
US PRICE LIST**

(Ex Works Benson, MN)

PRODUCT SYSTEM

SD 50109 FRONT FILL

	X50109X	No front fill			No Charge
	421898	2 in. Front fill			\$630.00
	421899	3 in. Front fill			\$840.00

SD P8301 PRODUCT SYSTEM

	423551	SS tank, 3" fill, std rate Model 3230 - (2-25 GPA typical) with 2-60 GPM flowmeter Model 3330 - (5-40 GPA typical) with 4-100 GPM flowmeter			No Charge
	423552	SS tank, 2" fill, std rate (2-25 GPA typical) with 2-60 GPM flowmeter			(\$307.00)
	424533	Poly tank, 3" fill, std rate (2-25 GPA typical) with 2-60 GPM flowmeter			(\$5,039.00)
	424534	Poly tank, 2" fill, std rate (2-25 GPA typical) with 2-60 GPM flowmeter			(\$5,346.00)

NOZZLE BODIES

SD P8808 NOZZLE BODIES

	424528	5-way nozzle body Arag			No Charge
	422464	CR II single nozzle body			No Charge

BOOMS

BOOMS AND NOZZLE SELECTION

SD P6102 BOOMS

90 ft. Boom - 5 Section					
	422463	90 ft. bm, 5 sect, 20-30" spac 90 ft. boom, 5 section, 20-30 in. spacing			
		if NOZZLE BODIES is 5-way nozzle body			(\$1,888.00)
		if NOZZLE BODIES is CR II single nozzle body			(\$2,185.00)
	422462	90 ft. bm, 5 sect, 20" spacing 90 ft. boom, 5 section, 20 in. spacing			
		if NOZZLE BODIES is 5-way nozzle body			(\$2,140.00)
		if NOZZLE BODIES is CR II single nozzle body			(\$2,433.00)
90 ft. Boom - 6 Section					
	422461	90 ft. bm, 6 sect, 20" spacing 90 ft. boom, 6 section, 20 in. spacing			
		if NOZZLE BODIES is 5-way nozzle body			(\$1,357.00)
		if NOZZLE BODIES is CR II single nozzle body			(\$1,658.00)

**PATRIOT 3230 SPRAYER
US PRICE LIST**

(Ex Works Benson, MN)

100 ft. Boom - 6 Section					
	422460	100 ft. bm, 6 sect, 20"spacing 100 ft. boom, 6 section, 20 in. spacing			
		if NOZZLE BODIES is 5-way nozzle body			No Charge
		if NOZZLE BODIES is CR II single nozzle body			(\$258.00)

BOOM FLUSH VALVE

SD_P6000 BOOM FLUSH VALVE

	XP6000X	No Boom flush valve			No Charge
	449366	Boom flush valve			
		if ENGINE POWER is 220 HP and BOOMS is 90 ft. bm, 5 sect, 20" spacing			\$272.00
		if ENGINE POWER is 220 HP and BOOMS is 90 ft. bm, 5 sect, 20-30" spac			\$272.00
		if ENGINE POWER is 220 HP and BOOMS is 90 ft. bm, 6 sect, 20" spacing			\$326.00
		if ENGINE POWER is 220 HP and BOOMS is 100 ft. bm, 6 sect, 20"spacing			\$326.00

SPRAYER CONTROLS

SD_27015 SPRAYER CONTROLS

	424537	Case IH Display Ready			No Charge
	424055	Case IH SCS 5000			\$2,813.00
	422538	Case IH AFS Pro 700			\$5,083.00
	449367	Case IH Viper 4 Includes single product VRA unlocked			\$10,342.00

AIM COMMAND

SD_27005 AIM COMMAND

	X27005X	No AIM Command			No Charge
	424513	AIM Command			
		if BOOMS is 90 ft. bm, 5 sect, 20-30" spac			\$17,637.00
		if BOOMS is 90 ft. bm, 5 sect, 20" spacing			\$17,637.00
		if BOOMS is 90 ft. bm, 6 sect, 20" spacing			\$17,637.00
		if BOOMS is 100 ft. bm, 6 sect, 20"spacing			\$18,687.00
	449368	AIM Command PRO			
		if BOOMS is 90 ft. bm, 6 sect, 20" spacing			\$26,000.00
		if BOOMS is 90 ft. bm, 5 sect, 20-30" spac			\$26,000.00
		if BOOMS is 90 ft. bm, 5 sect, 20" spacing			\$26,000.00
		if BOOMS is 100 ft. bm, 6 sect, 20"spacing			\$28,235.00

**PATRIOT 3230 SPRAYER
US PRICE LIST**

(Ex Works Benson, MN)

INSTRUCTIONAL SEAT

SD_05064 INSTRUCTIONAL SEAT

	X05064X	No instructional seat			No Charge
	423507	Instructional seat			
		if CAB/CANOPY is CASE IH Deluxe Surveyor Cab			\$425.00
		if CAB/CANOPY is CASE IH Luxury Surveyor Cab			\$575.00

FIELD HEADLIGHTS

SD_06066 LIGHTING

	423509	Halogen field center headlight			No Charge
	423508	H.I.D. field center headlight			\$639.00
	423699	Deluxe H.I.D. Field lightgroup High intensity discharge light			\$3,905.00

OPERATOR'S MANUAL

SD_29046 MARKET

	423510	North American English			No Charge
--	--------	------------------------	--	--	-----------

OTHER EQUIPMENT - APP

BOOM EQUIPMENT 1

SD_P6101 BOOM SECTION CONTROL

	XP6101X	No AccuBoom section control			No Charge
	423724	AccuBoom section control Requires Viper 4 Controller or AFS Pro 700			\$1,836.00

BOOM EQUIPMENT 2

SD_N6101 REMOTE SECTION CONTROL

	XN6101X	No Remote section control			No Charge
	424529	Remote section control Requires AccuBoom			\$1,022.00

SD_P6103 BOOM HEIGHT CONTROL

	XP6103X	No Autoboom height control			No Charge
	424564	Autoboom height control-3 Sens with 3 sensors			
		if BOOMS is 100 ft. bm, 6 sect, 20"spacing			\$9,929.00
		if BOOMS is 90 ft. bm, 5 sect, 20-30" spac			\$9,929.00

**PATRIOT 3230 SPRAYER
US PRICE LIST**

(Ex Works Benson, MN)

		if BOOMS is 90 ft. bm, 6 sect, 20" spacing			\$9,929.00
		if BOOMS is 90 ft. bm, 5 sect, 20" spacing			\$9,929.00

SD_P6105 ADDITIONAL AUTOBOOM SENSORS

	XP6105X	No Additional Autoboom sensors			No Charge
	423717	2 Additional Autoboom sensors			\$2,591.00

SD_P6107 BOOM WHEELS

	XP6107X	No Autoboom wheels			No Charge
	423719	Autoboom wheels			\$1,903.00

SD_P8801 DUAL BODY SHUT OFF

	XP8801X	No dual body shut-off			No Charge
	423720	Combo-Rate dual body shut-off 90/100/120 ft. boom without AIM Command			
		if BOOMS is 90 ft. bm, 5 sect, 20-30" spac			\$193.00
		if BOOMS is 90 ft. bm, 5 sect, 20" spacing			\$193.00
		if BOOMS is 90 ft. bm, 6 sect, 20" spacing			\$193.00
		if BOOMS is 100 ft. bm, 6 sect, 20"spacing			\$213.00

SD_P8804 FENCE ROW NOZZLES

	XP8804X	No Fence row nozzle			No Charge
	424527	Fence row nozzle - RH and LH			
		if BOOMS is 100 ft. bm, 6 sect, 20"spacing			\$480.00
		if BOOMS is 90 ft. bm, 6 sect, 20" spacing			\$480.00
		if BOOMS is 90 ft. bm, 5 sect, 20-30" spac			\$480.00
		if BOOMS is 90 ft. bm, 5 sect, 20" spacing			\$480.00

CHEMICAL EDUCTOR

SD_27013 CHEMICAL EDUCTOR

	X27013X	No Chemical eductor			No Charge
	423704	Chemical eductor package			\$1,458.00

FENDERS

SD_18010 FENDERS

	X18010X	No fenders No fenders			No Charge
Fenders					
	749269	Fenders Set of 4			\$1,887.00
Wide Fenders					
	422543	Wide fenders (set of 4) Compatible with flotation tires.			\$1,996.00

**PATRIOT 3230 SPRAYER
US PRICE LIST**

(Ex Works Benson, MN)

FOAM MARKERS

SD_P8302 FOAM MARKERS

	XP8302X	No Foam marker		No Charge
	424526	Foam marker turbo air supply with electric foam concentrate pump		
		if BOOMS is 90 ft. bm, 6 sect, 20" spacing		\$2,227.00
		if BOOMS is 90 ft. bm, 5 sect, 20" spacing		\$2,227.00
		if BOOMS is 90 ft. bm, 5 sect, 20-30" spac		\$2,227.00
		if BOOMS is 100 ft. bm, 6 sect, 20"spacing		\$2,250.00

SD_P8802 DUAL FOAM DROPS

	XP8802X	No dual foam drops		No Charge
	423726	To add dual drops at 60 ft.		\$439.00

GUIDANCE

SD_27002 AFS ACCUGUIDE

	X27002X	No AFS AccuGuide Ready		No Charge
	423517	Factory AFS AccuGuide Ready Includes steering sensor, electronic steering valve, steering manifold, hoses, wiring harnesses, receiver mounting bracket, cabling and hardware		\$5,614.00

SD_27003 ANTENNA/RECEIVER

	X27003X	No Antenna/Receiver		No Charge
Factory Installed Receiver				
	422576	AFS 372 Receiver WAAS/GLONASS enabled Note: An unlock code can be purchased to upgrade WAAS systems to OmniSTAR HP/XP. Upgrade subscriptions sold separately through Parts. Requires Autoguidance Ready.		\$3,245.00
	422575	AFS 372 Receiver-OMNISTAR OmniSTAR HP/XP enabled, WAAS/EGNOS/VBS enabled Note: An unlock code can be purchased to upgrade OmniSTAR HP/XP systems to RTK. Upgrade subscriptions, RTK radio and base stations sold separately through Parts. Requires Autoguidance Ready.		\$5,745.00

SD_27011 AUTOGUIDANCE NAV II

	X27011X	No Guidance Nav II controller		No Charge
	424053	AccuGuide Nav II controller Requires Autoguidance Ready		\$5,408.00

**PATRIOT 3230 SPRAYER
US PRICE LIST**

(Ex Works Benson, MN)

SD_27052 AFS MONITOR READY

	X27052X	No AFS Display Ready			No Charge
	424050	AFS Pro Display Ready Accommodates AFS Pro 700 Display, includes harness and ram mount. Requires RH Monitor Mount and Autoguidance Ready.			\$256.00

MONITOR

SD_25016 MONITOR

	X25016X	No Monitor			No Charge
	422539	AFS Pro 700 Display			\$5,083.00

SD_25023 MONITOR MOUNTING

	X25023X	No monitor mounting bar			No Charge
	423753	RH window/monitor mounting bar			\$242.00

LIGHTS

SD_06026 LIGHT PACKAGE

	X06026X	No service center light			No Charge
	424532	Service center and boom light			\$258.00

SD_30047 BEACON

	X30047X	No Beacon Light			No Charge
	783116	Single Beacon Light			\$368.00
	424535	Dual Beacon Lights Some states/provinces may restrict beacon to certain type of vehicles			\$701.00

RADIO

SD_05136 RADIO OPTION

	482058	Without radio			No Charge
	783115	Delphi AM/FM CD radio			\$661.00

MISCELLANEOUS

SD_16049 EXTRA WHEELS, TIRES AND RIMS

	X16049X	No extra wheels and tires			No Charge
	8100728	320/90R46			\$10,823.00
	8100738	380/85R46			\$11,714.00
	424531	380/90R46 157 MI Not available with 120 ft. boom			\$13,784.00
	8100798	520/85R38			\$10,435.00
	8100788	650/65R38			\$14,199.00

**PATRIOT 3230 SPRAYER
US PRICE LIST**

(Ex Works Benson, MN)

SD 43004 TOOL BOX RH

	424539	No tool box RH			No Charge
	442010	Tool Box RH			\$210.00

SD 50107 SUCTION QUICK FILL

	X50107X	No suction quick fill kit			No Charge
	423755	Suction quick fill kit			\$262.00

**PATRIOT 3230 SPRAYER
US PRICE LIST**

(Ex Works Benson, MN)

Factory Supplied Attachments

Order Code	Description	Weight	List Price
------------	-------------	--------	------------

Chemical Eductor

87478486	Chemical eductor package Stainless steel	105 LB	\$1,606.00
----------	---	--------	------------

Wheels and Tires

87478484	650/65R38 Wheels and Tires	3,500 LB	\$14,646.00
----------	----------------------------	----------	-------------

Fenders

343218A1	Fenders Set of 4	181 LB	\$1,982.00
----------	---------------------	--------	------------

Wide Fenders

84498464	Wide fenders Compatible with flotation tires	247 LB	\$2,096.00
----------	---	--------	------------

CR II Nozzle Body Kits

84484192	Box CR II single end body, 54 pcs	10 LB	\$325.00
84484195	Box CR II single end body, 60 pcs	11 LB	\$357.00
84484205	Box CR II 5-way turret end body, 54 pcs	15 LB	\$698.00
84484206	Box CR II 5-way turret end body, 60 pcs	17 LB	\$778.00

**PATRIOT 3330 SPRAYER
US PRICE LIST**

**(Ex Works Benson, MN)
Standard Equipment**

SURVEYOR CAB:

109.5 cu. ft. of interior space and
68.5 sq. ft. of tinted glass with a
one piece curved windshield
Optima air seat with swivel, lumbar,
ride firmness, side to side and fore/aft
shock isolation adjustment
Right armrest control center that moves
with seat and adjustable for operator
comfort, full function joystick
Instructional seat
LH flip-up armrest
LH forward opening access
Tilt/telescoping steering column with
soft grip steering wheel, integrated
control pod with self canceling turn
signal and head light dimming switch
Foot activated release for easier
steering wheel adjustment
Summer/winter climate control and
activated charcoal fresh air filter
RH A-post mounted instrumentation for
better visibility
Wired for radio includes antenna and
2 speakers
Mounting for business radio includes
power lead
Two speed front windshield
wiper/washer
6 power outlets
Horn
Dome and map lights
Dual cup holder
Coat hook
Rubber floor mat
Front sunshade
Overhead and rear deck storage with
netting

ENGINE:

Case IH FPT 250 hp 6.7 L turbocharged,
after-cooled, electronic controlled
diesel engine equipped with
120V block and intake air grid heater

DRIVE:

Hydrostatic w/full-time 4 wheel drive
Infinitely variable speed control returns
wheel motor swash plates to
maximum angle each time hydro lever
is returned to neutral. Allows
maximum torque for each start.

FRAME AND SUSPENSION:

High strength tubular chassis with
sealed ends. A spring and shock
absorber trailing-link suspension
that acts independently at each wheel.

2 WHEEL STEER:

Turning radius of 23 ft. 3 in. (7.1 m)
from rear axle center line

WHEEL TRACK ADJUSTMENT:

120-157 in. (305-399 cm) hydraulically
adjusted from the cab w/manual stops
at 1 in. (2.5 cm) increments

STEERING:

Hydraulic power steering with
master/slave re-phasing cylinders

BRAKING:

Dynamic dry disc service brakes on the
front wheels with brake pedal in the
cab. Hydraulic wet disc type all wheel
parking brakes.

TANKS:

Product:
1,000 gal. (3,785 liters) stainless steel
Fuel:
120 gal. (454 liters)
Rinse:
112 gal. (424 liters)

**PATRIOT 3330 SPRAYER
US PRICE LIST**

**(Ex Works Benson, MN)
Standard Equipment**

PRODUCT SYSTEM:

Hydraulically driven centrifugal liquid pump with (PWM) electronic control
3 in. fill system
Sparge is provided by two jet nozzles
Product strainer - 16 mesh
Boom strainers - 50 mesh
Stainless steel spray bars

DIMENSIONS:

Dry weight:
90/100 ft. - 24,500 lbs. (11,113 kg)
120 ft. - 25,400 lbs. (11,521 kg)
Overall length:
333 in. (27 ft. 9 in./8.5 m)
Overall height:
144 in. (12 ft./3.7 m)
Overall width:
Wheels retracted:
138 in. (11 ft. 6 in./3.5 m)
Wheels extended:
175 in. (14 ft. 7 in./4.5 m)
Wheelbase:
150 in. (12 ft. 6 in./3.8 m)
Boom adjustment height:
19-84 in. (.48-2.1 m)
Boom breakaway:
90 ft. - 66 in. (5 ft. 6 in./1.7 m)
100 ft. - 126 in. (10 ft. 6 in./3.2 m)
120 ft. - 108 in. (9 ft./2.74 m)
Ground clearance:
52 in. (132 cm)
Travel speed:
Up to 30 mph (48 kph)

MISCELLANEOUS:

Storage box, LH
Hydraulic front folding access/egress ladder
Centralized service location with color coding for controlling all spray operations
EZ-fold boom control with 90 ft. and 100 ft. boom
AutoFold Plus with 120 ft. boom

ELECTRICAL:

175 amp alternator
Front lighting:
5 front hood-mounted lights
(2 corner work lights, 2 corner road lights-high/low beam and 1 center halogen work light)
2 halogen flood lights located on front of cab roof
2 amber flasher/turn signal lights mounted on cab roof
2 amber flasher/turn signal lights mounted on boom cradles
Rear lighting:
2 red LED tail lights mounted on booms
2 amber LED flasher/turn signal lights mounted on booms
2 amber flasher/turn signal lights mounted on cab roof
1 service center light
Boom lights

**PATRIOT 3330 SPRAYER
US PRICE LIST**

(Ex Works Benson, MN)

Models

COMMERCIAL MODEL	ENGINE POWER	Weight	List Price
PATRIOT 3330 SPRAYER	250 HP	24,500 LB	\$261,590.00

Factory Supplied Options

Order Code	Description	Weight	List Price
------------	-------------	--------	------------

OPERATOR'S CAB

SD_05127 CAB/CANOPY

423533	CASE IH Deluxe Surveyor Cab		No Charge
423534	CASE IH Luxury Surveyor Cab		\$1,918.00

SUSPENSION

SD_08014 SUSPENSION

423539	Standard suspension		No Charge
423538	Active suspension		\$2,732.00

WHEELS AND TIRES

SD_16066 WHEELS AND TIRES

424511	320-90R46		(\$1,073.00)
424512	380-90R46		No Charge
424530	380/90R46 157 MI Not available with 120 ft. boom		\$1,698.00
424940	380/90R46 173 MI Michelin SprayBib™		\$4,888.00
8100648	520/85R38		(\$1,651.00)
8100618	650/65R38		\$2,113.00

MIRRORS

SD_05132 REARVIEW MIRRORS

722702	Manual adjustable mirrors		No Charge
722701	Power adjustable mirrors		\$970.00

**PATRIOT 3330 SPRAYER
US PRICE LIST**

(Ex Works Benson, MN)

PRODUCT SYSTEM

SD_50109 FRONT FILL

	X50109X	No front fill			No Charge
	421899	3 in. Front fill			\$840.00

SD_P8301 PRODUCT SYSTEM

	423551	SS tank, 3" fill, std rate Model 3230 - (2-25 GPA typical) with 2-60 GPM flowmeter Model 3330 - (5-40 GPA typical) with 4-100 GPM flowmeter			No Charge
	423550	SS tank, 3" fill, low rate (2-25 GPA typical) with 2-60 GPM flowmeter			(\$674.00)

NOZZLE BODIES

SD_P8808 NOZZLE BODIES

	424528	5-way nozzle body Arag			No Charge
	422464	CR II single nozzle body			No Charge

BOOMS

BOOMS AND NOZZLE SELECTION

SD_P6102 BOOMS

90 ft. Boom - 5 Section					
	422463	90 ft. bm, 5 sect, 20-30" spac 90 ft. boom, 5 section, 20-30 in. spacing			
		if NOZZLE BODIES is 5-way nozzle body			(\$1,888.00)
		if NOZZLE BODIES is CR II single nozzle body			(\$2,185.00)
	422462	90 ft. bm, 5 sect, 20" spacing 90 ft. boom, 5 section, 20 in. spacing			
		if NOZZLE BODIES is 5-way nozzle body			(\$2,140.00)
		if NOZZLE BODIES is CR II single nozzle body			(\$2,433.00)
90 ft. Boom - 6 Section					
	422461	90 ft. bm, 6 sect, 20" spacing 90 ft. boom, 6 section, 20 in. spacing			
		if NOZZLE BODIES is 5-way nozzle body			(\$1,357.00)
		if NOZZLE BODIES is CR II single nozzle body			(\$1,658.00)
100 ft. Boom - 6 Section					
	422460	100 ft. bm, 6 sect, 20" spacing 100 ft. boom, 6 section, 20 in. spacing			
		if NOZZLE BODIES is 5-way nozzle body			No Charge
		if NOZZLE BODIES is CR II single nozzle body			(\$258.00)

**PATRIOT 3330 SPRAYER
US PRICE LIST**

(Ex Works Benson, MN)

120 ft. Boom - 7 Section					
	422458	120 ft. bm, 7 sect, 20"spacing 120 ft. boom, 7 section, 20 in. spacing			
		if NOZZLE BODIES is CR II single nozzle body			\$28,313.00
		if NOZZLE BODIES is 5-way nozzle body			\$28,604.00
	422459	120 ft. bm,7 sect, 20-30" spac 120 ft. boom, 7 section, 20-30 in. spacing			
		if NOZZLE BODIES is CR II single nozzle body			\$28,688.00
		if NOZZLE BODIES is 5-way nozzle body			\$28,974.00

BOOM FLUSH VALVE

SD_P6000 BOOM FLUSH VALVE					
	XP6000X	No Boom flush valve			No Charge
	449366	Boom flush valve			
		if ENGINE POWER is 250 HP and BOOMS is 120 ft. bm, 7 sect, 20"spacing			\$381.00
		if ENGINE POWER is 250 HP and BOOMS is 120 ft. bm,7 sect, 20-30" spac			\$381.00
		if ENGINE POWER is 250 HP and BOOMS is 90 ft. bm, 5 sect, 20" spacing			\$745.00
		if ENGINE POWER is 250 HP and BOOMS is 90 ft. bm, 5 sect, 20-30" spac			\$780.00
		if ENGINE POWER is 250 HP and BOOMS is 100 ft. bm, 6 sect, 20"spacing			\$805.00
		if ENGINE POWER is 250 HP and BOOMS is 90 ft. bm, 6 sect, 20" spacing			\$805.00

SPRAYER CONTROLS

SD_27015 SPRAYER CONTROLS					
	424537	Case IH Display Ready			No Charge
	424055	Case IH SCS 5000			\$2,813.00
	422538	Case IH AFS Pro 700			\$5,083.00
	449367	Case IH Viper 4 Includes single product VRA unlocked			\$10,342.00

AIM COMMAND

SD_27005 AIM COMMAND					
	X27005X	No AIM Command			No Charge
	424513	AIM Command			
		if BOOMS is 90 ft. bm, 5 sect, 20-30" spac			\$17,637.00
		if BOOMS is 90 ft. bm, 5 sect, 20" spacing			\$17,637.00
		if BOOMS is 90 ft. bm, 6 sect, 20" spacing			\$17,637.00
		if BOOMS is 100 ft. bm, 6 sect, 20"spacing			\$18,687.00
		if BOOMS is 120 ft. bm, 7 sect, 20"spacing			\$22,860.00

**PATRIOT 3330 SPRAYER
US PRICE LIST**

(Ex Works Benson, MN)

		if BOOMS is 120 ft. bm,7 sect, 20-30" spac			\$22,860.00
	449368	AIM Command PRO			
		if BOOMS is 90 ft. bm, 6 sect, 20" spacing			\$26,000.00
		if BOOMS is 90 ft. bm, 5 sect, 20-30" spac			\$26,000.00
		if BOOMS is 90 ft. bm, 5 sect, 20" spacing			\$26,000.00
		if BOOMS is 100 ft. bm, 6 sect, 20"spacing			\$28,235.00
		if BOOMS is 120 ft. bm,7 sect, 20-30" spac			\$32,650.00
		if BOOMS is 120 ft. bm, 7 sect, 20"spacing			\$32,650.00

FIELD HEADLIGHTS

SD_06066 LIGHTING

	423509	Halogen field center headlight			No Charge
	423508	H.I.D. field center headlight			\$639.00
	423699	Deluxe H.I.D. Field lightgroup High intensity discharge light			\$3,905.00

OPERATOR'S MANUAL

SD_29046 MARKET

	423510	North American English			No Charge
--	--------	------------------------	--	--	-----------

OTHER EQUIPMENT - APP

BOOM EQUIPMENT 1

SD_P6101 BOOM SECTION CONTROL

	XP6101X	No AccuBoom section control			No Charge
	423724	AccuBoom section control Requires Viper 4 Controller or AFS Pro 700			\$1,836.00

BOOM EQUIPMENT 2

SD_N6101 REMOTE SECTION CONTROL

	XN6101X	No Remote section control			No Charge
	424529	Remote section control Requires AccuBoom			\$1,022.00

SD_P6103 BOOM HEIGHT CONTROL

	XP6103X	No Autoboam height control			No Charge
	424564	Autoboam height control-3 Sens with 3 sensors			
		if BOOMS is 100 ft. bm, 6 sect, 20"spacing			\$9,929.00
		if BOOMS is 90 ft. bm, 5 sect, 20-30" spac			\$9,929.00
		if BOOMS is 90 ft. bm, 6 sect, 20" spacing			\$9,929.00

**PATRIOT 3330 SPRAYER
US PRICE LIST**

(Ex Works Benson, MN)

		if BOOMS is 90 ft. bm, 5 sect, 20" spacing			\$9,929.00
		if BOOMS is 120 ft. bm,7 sect, 20-30" spac			\$10,717.00
		if BOOMS is 120 ft. bm, 7 sect, 20"spacing			\$10,717.00

SD_P6105 ADDITIONAL AUTOBOOM SENSORS

	XP6105X	No Additional Autoboom sensors			No Charge
	423717	2 Additional Autoboom sensors			\$2,591.00

SD_P6107 BOOM WHEELS

	XP6107X	No Autoboom wheels			No Charge
	423719	Autoboom wheels			\$1,903.00

SD_P8801 DUAL BODY SHUT OFF

	XP8801X	No dual body shut-off			No Charge
	423720	Combo-Rate dual body shut-off 90/100/120 ft. boom without AIM Command			
		if BOOMS is 90 ft. bm, 5 sect, 20-30" spac			\$193.00
		if BOOMS is 90 ft. bm, 5 sect, 20" spacing			\$193.00
		if BOOMS is 90 ft. bm, 6 sect, 20" spacing			\$193.00
		if BOOMS is 100 ft. bm, 6 sect, 20"spacing			\$213.00
		if BOOMS is 120 ft. bm,7 sect, 20-30" spac			\$254.00
		if BOOMS is 120 ft. bm, 7 sect, 20"spacing			\$254.00

SD_P8804 FENCE ROW NOZZLES

	XP8804X	No Fence row nozzle			No Charge
	424527	Fence row nozzle - RH and LH			
		if BOOMS is 100 ft. bm, 6 sect, 20"spacing			\$480.00
		if BOOMS is 90 ft. bm, 6 sect, 20" spacing			\$480.00
		if BOOMS is 90 ft. bm, 5 sect, 20-30" spac			\$480.00
		if BOOMS is 90 ft. bm, 5 sect, 20" spacing			\$480.00
		if BOOMS is 120 ft. bm, 7 sect, 20"spacing			\$535.00
		if BOOMS is 120 ft. bm,7 sect, 20-30" spac			\$535.00

CHEMICAL EDUCTOR

SD_27013 CHEMICAL EDUCTOR

	X27013X	No Chemical eductor			No Charge
	423704	Chemical eductor package			\$1,458.00

FENDERS

SD_18010 FENDERS

	X18010X	No fenders No fenders			No Charge
Fenders					
	749269	Fenders Set of 4			\$1,887.00

**PATRIOT 3330 SPRAYER
US PRICE LIST**

(Ex Works Benson, MN)

Wide Fenders					
	422543	Wide fenders (set of 4) Compatible with flotation tires.			\$1,996.00

FOAM MARKERS

SD_P8302 FOAM MARKERS

	XP8302X	No Foam marker			No Charge
	424526	Foam marker turbo air supply with electric foam concentrate pump			
		if BOOMS is 90 ft. bm, 6 sect, 20" spacing			\$2,227.00
		if BOOMS is 90 ft. bm, 5 sect, 20" spacing			\$2,227.00
		if BOOMS is 90 ft. bm, 5 sect, 20-30" spac			\$2,227.00
		if BOOMS is 100 ft. bm, 6 sect, 20"spacing			\$2,250.00
		if BOOMS is 120 ft. bm, 7 sect, 20"spacing			\$2,277.00
		if BOOMS is 120 ft. bm,7 sect, 20-30" spac			\$2,277.00
	424525	Foam marker compressor driven with electric foam concentrate pump includes compressor			
		if BOOMS is 90 ft. bm, 5 sect, 20-30" spac			\$4,209.00
		if BOOMS is 90 ft. bm, 6 sect, 20" spacing			\$4,209.00
		if BOOMS is 90 ft. bm, 5 sect, 20" spacing			\$4,209.00
		if BOOMS is 100 ft. bm, 6 sect, 20"spacing			\$4,233.00
		if BOOMS is 120 ft. bm, 7 sect, 20"spacing			\$4,258.00
		if BOOMS is 120 ft. bm,7 sect, 20-30" spac			\$4,258.00

SD_P8802 DUAL FOAM DROPS

	XP8802X	No dual foam drops			No Charge
	423726	To add dual drops at 60 ft.			\$439.00

GUIDANCE

SD_27002 AFS ACCUGUIDE

	X27002X	No AFS AccuGuide Ready			No Charge
	423517	Factory AFS AccuGuide Ready Includes steering sensor, electronic steering valve, steering manifold, hoses, wiring harnesses, receiver mounting bracket, cabling and hardware			\$5,614.00

SD_27003 ANTENNA/RECEIVER

	X27003X	No Antenna/Receiver			No Charge
--	---------	---------------------	--	--	-----------

**PATRIOT 3330 SPRAYER
US PRICE LIST**

(Ex Works Benson, MN)

Factory Installed Receiver				
	422576	AFS 372 Receiver WAAS/GLONASS enabled		\$3,245.00
		Note: An unlock code can be purchased to upgrade WAAS systems to OmniSTAR HP/XP. Upgrade subscriptions sold separately through Parts. Requires Autoguidance Ready.		
	422575	AFS 372 Receiver-OMNISTAR OmniSTAR HP/XP enabled, WAAS/EGNOS/VBS enabled		\$5,745.00
		Note: An unlock code can be purchased to upgrade OmniSTAR HP/XP systems to RTK. Upgrade subscriptions, RTK radio and base stations sold separately through Parts. Requires Autoguidance Ready.		

SD_27011 AUTOGUIDANCE NAV II

	X27011X	No Guidance Nav II controller		No Charge
	424053	AccuGuide Nav II controller Requires Autoguidance Ready		\$5,408.00

SD_27052 AFS MONITOR READY

	X27052X	No AFS Display Ready		No Charge
	424050	AFS Pro Display Ready Accommodates AFS Pro 700 Display, includes harness and ram mount. Requires RH Monitor Mount and Autoguidance Ready.		\$256.00

MONITOR

SD_25016 MONITOR

	X25016X	No Monitor		No Charge
	422539	AFS Pro 700 Display		\$5,083.00

SD_25023 MONITOR MOUNTING

	X25023X	No monitor mounting bar		No Charge
	423753	RH window/monitor mounting bar		\$242.00

LIGHTS

SD_30047 BEACON

	X30047X	No Beacon Light		No Charge
	783116	Single Beacon Light		\$368.00
	424535	Dual Beacon Lights Some states/provinces may restrict beacon to certain type of vehicles		\$701.00

**PATRIOT 3330 SPRAYER
US PRICE LIST**

(Ex Works Benson, MN)

RADIO

SD_05136 RADIO OPTION

	482058	Without radio			No Charge
	783115	Delphi AM/FM CD radio			\$661.00

MISCELLANEOUS

SD_16049 EXTRA WHEELS, TIRES AND RIMS

	X16049X	No extra wheels and tires			No Charge
	424508	320-90R46			\$11,012.00
	424509	380/90R46			\$12,087.00
	424531	380/90R46 157 MI Not available with 120 ft. boom			\$13,784.00
	424941	380/90R46 173 MI Michelin SprayBib™			\$16,974.00
	8100798	520/85R38			\$10,435.00
	8100788	650/65R38			\$14,199.00

SD_43004 TOOL BOX RH

	424539	No tool box RH			No Charge
	442010	Tool Box RH			\$210.00

SD_50107 SUCTION QUICK FILL

	X50107X	No suction quick fill kit			No Charge
	423755	Suction quick fill kit			\$262.00

SD_P9501 ACCESSORY KIT

	XP9501X	No Accessory kit			No Charge
	423745	Accessory kit First Aid kit, fire extinguisher, and air hose package			\$219.00



**PATRIOT 3330 SPRAYER
US PRICE LIST**

(Ex Works Benson, MN)

Factory Supplied Attachments

Order Code	Description	Weight	List Price
------------	-------------	--------	------------

Chemical Eductor

87478486	Chemical eductor package Stainless steel	105 LB	\$1,606.00
----------	---	--------	------------

Wheels and Tires

87478484	650/65R38 Wheels and Tires	3,500 LB	\$14,646.00
----------	----------------------------	----------	-------------

Fenders

343218A1	Fenders Set of 4	181 LB	\$1,982.00
----------	---------------------	--------	------------

Wide Fenders

84498464	Wide fenders Compatible with flotation tires	247 LB	\$2,096.00
----------	---	--------	------------

CR II Nozzle Body Kits

84484192	Box CR II single end body, 54 pcs	10 LB	\$325.00
84484195	Box CR II single end body, 60 pcs	11 LB	\$357.00
84484197	Box CR II single end body, 72 pcs	13 LB	\$431.00
84484205	Box CR II 5-way turret end body, 54 pcs	15 LB	\$698.00
84484206	Box CR II 5-way turret end body, 60 pcs	17 LB	\$778.00
84484207	Box CR II 5-way turret end body, 72 pcs	21 LB	\$935.00

**PATRIOT 3240 SPRAYER
US PRICE LIST**

Standard Equipment

SURVEYOR CAB:

109.5 cu. ft. of interior space and
68.5 sq. ft. of tinted glass with a
one piece curved windshield
Optima air seat with swivel, lumbar,
ride firmness, side to side and fore/aft
shock isolation adjustment
Right armrest control center that
moves with seat and adjustable for
operator comfort, full function joystick
LH flip-up armrest
LH forward opening access
Tilt/telescoping steering column with
soft grip steering wheel, integrated
control pod with self-canceling turn
signal and head light dimming switch
Foot activated release for easier
steering wheel adjustment
Summer/winter climate control and
activated charcoal fresh air filter
RH A-post mounted instrumentation for
better visibility
Wired for radio includes antenna and
two speakers
Mounting for business radio includes
power lead
Two speed front windshield
wiper/washer
6 power outlets
Horn
Dome and map lights
Dual cup holder
Coat hook
Rubber floor mat
Front sunshade
Overhead and rear deck storage with
netting

ENGINE:

Case IH FPT 250 hp 6.7L turbocharged,
after-cooled, electronic controlled
diesel engine equipped with
120V block and intake air grid heater
Tier 4 SCR engine technology

DRIVE:

Hydrostatic w/full-time 4 wheel drive
Infinitely variable speed control returns
wheel motor swash plates to
maximum angle each time hydro lever
is returned to neutral. Allows
maximum torque for each start.

FRAME AND SUSPENSION:

High strength tubular chassis with
sealed ends. A spring and shock
absorber trailing-link suspension
that acts independently at each
wheel.

2 WHEEL STEER:

Turning radius of 23 ft. 3 in. (7.1 m)
from rear axle center line

WHEEL TRACK ADJUSTMENT:

120-157 in. (305-399 cm) hydraulically
adjusted from the cab w/manual stops
at 1 in. (2.5 cm) increments

STEERING:

Hydraulic power steering with
master/slave re-phasing cylinders

BRAKING:

Dynamic dry disc service brakes on the
front wheels with brake pedal in the
cab. Hydraulic wet disc type all wheel
parking brakes.

TANKS:

Product:
800 gal. (3,028 liters) stainless steel
(poly optional)

Fuel:
120 gal. (454 liters)

Rinse:
112 gal. (424 liters)

DEF:
21 gal. (79 liters)

**PATRIOT 3240 SPRAYER
US PRICE LIST**

Standard Equipment

PRODUCT SYSTEM:

Hydraulically driven centrifugal liquid pump with (PWM) electronic control
2 in. fill system (3 in. optional)
Spurge is provided by two jet nozzles
Product strainer - 16 mesh
Boom strainers - 50 mesh
Stainless steel spray bars

MISCELLANEOUS:

Storage box, LH
Hydraulic front folding access/egress ladder
Centralized service location with color coding for controlling all spray operations
EZ-fold boom control

DIMENSIONS:

Dry weight:
90/100 ft. - 23,480 lbs. (10,650 kg)
Overall length:
346 in. (28 ft. 10 in./8.8 m)
Overall height:
144 in. (12 ft./3.7 m)
Overall width:
Wheels retracted:
138 in. (11 ft. 6 in./3.5 m)
Wheels extended:
175 in. (14 ft. 7 in./4.5 m)
Wheelbase:
150 in. (12 ft. 6 in./3.8 m)
Boom adjustment height:
19-84 in. (.48-2.1 m)
Boom breakaway:
90 ft. - 66 in. (5 ft. 6 in./1.7 m)
100 ft. - 126 in. (10 ft. 6 in./3.2 m)
Ground clearance:
52 in. (132 cm)
Travel speed:
Up to 30 mph (48 kph)

ELECTRICAL:

175 amp alternator
Front lighting:
5 front hood-mounted lights
(2 corner work lights, 2 corner road lights-high/low beam and 1 center halogen work light)
2 halogen flood lights located on front of cab roof
2 amber flasher/turn signal lights mounted on cab roof
2 amber flasher/turn signal lights mounted on boom cradles
Rear lighting:
2 red LED tail lights mounted on booms
2 amber LED flasher/turn signal lights mounted on booms
2 amber flasher/turn signal lights mounted on cab roof

**PATRIOT 3240 SPRAYER
US PRICE LIST**

Models

COMMERCIAL MODEL	ENGINE POWER	Weight	List Price
PATRIOT 3240 SPRAYER	250 HP	23,480 LB	\$248,482.00

Factory Supplied Options

Order Code	Description	Weight	List Price
------------	-------------	--------	------------

OPERATOR'S CAB

SD_05127 CAB/CANOPY

423533	CASE IH Deluxe Surveyor Cab		No Charge
423534	CASE IH Luxury Surveyor Cab		\$1,771.00

SUSPENSION

SD_08014 SUSPENSION

423539	Standard suspension		No Charge
423538	Active suspension		\$2,732.00

WHEELS AND TIRES

SD_16066 WHEELS AND TIRES

8510038	380-85R46		No Charge
8100608	320/90R46		(\$890.00)
424530	380/90R46 157 MI Not available with 120 ft. boom		\$2,070.00
8100648	520/85R38		(\$1,280.00)
8100618	650/65R38		\$2,484.00

MIRRORS

SD_05132 REARVIEW MIRRORS

722702	Manual adjustable mirrors		No Charge
722701	Power adjustable mirrors		\$970.00

**PATRIOT 3240 SPRAYER
US PRICE LIST**

PRODUCT SYSTEM

SD 50109 FRONT FILL

	X50109X	No front fill			No Charge
	421898	2 in. Front fill			\$630.00
	421899	3 in. Front fill			\$840.00

SD P8301 PRODUCT SYSTEM

	423551	SS tank, 3" fill, std rate Model 3230 - (2-25 GPA typical) with 2-60 GPM flowmeter Model 3330 - (5-40 GPA typical) with 4-100 GPM flowmeter			No Charge
	423552	SS tank, 2" fill, std rate (2-25 GPA typical) with 2-60 GPM flowmeter			(\$307.00)
	424533	Poly tank, 3" fill, std rate (2-25 GPA typical) with 2-60 GPM flowmeter			(\$5,039.00)
	424534	Poly tank, 2" fill, std rate (2-25 GPA typical) with 2-60 GPM flowmeter			(\$5,346.00)

NOZZLE BODIES

SD P8808 NOZZLE BODIES

	424528	5-way nozzle body Arag			No Charge
	422464	CR II single nozzle body			No Charge

BOOMS

BOOMS AND NOZZLE SELECTION

SD P6102 BOOMS

90 ft. Boom - 5 Section					
	422463	90 ft. bm, 5 sect, 20-30" spac 90 ft. boom, 5 section, 20-30 in. spacing			
		if NOZZLE BODIES is 5-way nozzle body			(\$1,888.00)
		if NOZZLE BODIES is CR II single nozzle body			(\$2,185.00)
	422462	90 ft. bm, 5 sect, 20" spacing 90 ft. boom, 5 section, 20 in. spacing			
		if NOZZLE BODIES is 5-way nozzle body			(\$2,140.00)
		if NOZZLE BODIES is CR II single nozzle body			(\$2,433.00)
90 ft. Boom - 6 Section					
	422461	90 ft. bm, 6 sect, 20" spacing 90 ft. boom, 6 section, 20 in. spacing			
		if NOZZLE BODIES is 5-way nozzle body			(\$1,357.00)
		if NOZZLE BODIES is CR II single nozzle body			(\$1,658.00)

**PATRIOT 3240 SPRAYER
US PRICE LIST**

100 ft. Boom - 6 Section					
	422460	100 ft. bm, 6 sect, 20"spacing 100 ft. boom, 6 section, 20 in. spacing			
		if NOZZLE BODIES is 5-way nozzle body			No Charge
		if NOZZLE BODIES is CR II single nozzle body			(\$258.00)

BOOM FLUSH VALVE

SD_P6000 BOOM FLUSH VALVE					
	XP6000X	No Boom flush valve			No Charge
	449366	Boom flush valve			
		if BOOMS is 90 ft. bm, 5 sect, 20" spacing			\$272.00
		if BOOMS is 90 ft. bm, 5 sect, 20-30" spac			\$272.00
		if BOOMS is 90 ft. bm, 6 sect, 20" spacing			\$326.00
		if BOOMS is 100 ft. bm, 6 sect, 20"spacing			\$326.00

SPRAYER CONTROLS

SD 27015 SPRAYER CONTROLS					
	424537	Case IH Display Ready			No Charge
	424055	Case IH SCS 5000			\$2,813.00
	422538	Case IH AFS Pro 700			\$5,083.00
	449367	Case IH Viper 4 Includes single product VRA unlocked			\$10,342.00

AIM COMMAND

SD 27005 AIM COMMAND					
	X27005X	No AIM Command			No Charge
	424513	AIM Command			
		if BOOMS is 90 ft. bm, 6 sect, 20" spacing			\$17,637.00
		if BOOMS is 90 ft. bm, 5 sect, 20" spacing			\$17,637.00
		if BOOMS is 90 ft. bm, 5 sect, 20-30" spac			\$17,637.00
		if BOOMS is 100 ft. bm, 6 sect, 20"spacing			\$18,687.00
	449368	AIM Command PRO			
		if BOOMS is 90 ft. bm, 6 sect, 20" spacing			\$26,000.00
		if BOOMS is 90 ft. bm, 5 sect, 20-30" spac			\$26,000.00
		if BOOMS is 90 ft. bm, 5 sect, 20" spacing			\$26,000.00
		if BOOMS is 100 ft. bm, 6 sect, 20"spacing			\$28,325.00

INSTRUCTIONAL SEAT

SD 05064 INSTRUCTIONAL SEAT					
	X05064X	No instructional seat			No Charge

**PATRIOT 3240 SPRAYER
US PRICE LIST**

	423507	Instructional seat			
		if CAB/CANOPY is CASE IH Deluxe Surveyor Cab			\$425.00
		if CAB/CANOPY is CASE IH Luxury Surveyor Cab			\$575.00

FIELD HEADLIGHTS

SD_06066 LIGHTING

	423509	Halogen field center headlight			No Charge
	423508	H.I.D. field center headlight			\$639.00
	423699	Deluxe H.I.D. Field lightgroup High Intensity discharge light			\$3,905.00

OPERATOR'S MANUAL

SD_29046 MARKET

	423510	North American English			No Charge
--	--------	------------------------	--	--	-----------

OTHER EQUIPMENT - APP

BOOM EQUIPMENT 1

SD_P6101 BOOM SECTION CONTROL

	XP6101X	No AccuBoom section control			No Charge
	423724	AccuBoom section control Requires Viper 4 Controller or AFS Pro 700			\$1,836.00

BOOM EQUIPMENT 2

SD_N6101 REMOTE SECTION CONTROL

	XN6101X	No Remote section control			No Charge
	424529	Remote section control Requires AccuBoom			\$1,022.00

SD_P6103 BOOM HEIGHT CONTROL

	XP6103X	No Autoboom height control			No Charge
	424564	Autoboom height control-3 Sens with 3 sensors			\$9,929.00

SD_P6105 ADDITIONAL AUTOBOOM SENSORS

	XP6105X	No Additional Autoboom sensors			No Charge
	423717	2 Additional Autoboom sensors			\$2,591.00

SD_P6107 BOOM WHEELS

	XP6107X	No Autoboom wheels			No Charge
	423719	Autoboom wheels			\$1,903.00

**PATRIOT 3240 SPRAYER
US PRICE LIST**

SD_P8801 DUAL BODY SHUT OFF

	XP8801X	No dual body shut-off			No Charge
	423720	Combo-Rate dual body shut-off 90/100/120 ft. boom without AIM Command			
		if BOOMS is 90 ft. bm, 5 sect, 20-30" spac			\$193.00
		if BOOMS is 90 ft. bm, 5 sect, 20" spacing			\$193.00
		if BOOMS is 90 ft. bm, 6 sect, 20" spacing			\$193.00
		if BOOMS is 100 ft. bm, 6 sect, 20"spacing			\$213.00

SD_P8804 FENCE ROW NOZZLES

	XP8804X	No Fence row nozzle			No Charge
	424527	Fence row nozzle - RH and LH			\$480.00

CHEMICAL EDUCTOR

SD_27013 CHEMICAL EDUCTOR

	X27013X	No Chemical eductor			No Charge
	423704	Chemical eductor package			\$1,458.00

FENDERS

SD_18010 FENDERS

	X18010X	No fenders			No Charge
		Fenders			
	421834	Fenders set of four Set of 4			\$1,887.00
		Wide Fenders			
	422543	Wide fenders (set of 4) Compatible with flotation tires.			\$1,996.00

FOAM MARKERS

SD_P8302 FOAM MARKERS

	XP8302X	No Foam marker			No Charge
	424526	Foam marker turbo air supply with electric foam concentrate pump			
		if BOOMS is 90 ft. bm, 5 sect, 20" spacing			\$2,227.00
		if BOOMS is 90 ft. bm, 6 sect, 20" spacing			\$2,227.00
		if BOOMS is 90 ft. bm, 5 sect, 20-30" spac			\$2,227.00
		if BOOMS is 100 ft. bm, 6 sect, 20"spacing			\$2,250.00

SD_P8802 DUAL FOAM DROPS

	XP8802X	No dual foam drops			No Charge
	423726	To add dual drops at 60 ft.			\$439.00

**PATRIOT 3240 SPRAYER
US PRICE LIST**

GUIDANCE

SD 27002 AFS ACCUGUIDE

	X27002X	No AFS AccuGuide Ready		No Charge
	423517	Factory AFS AccuGuide Ready Includes steering sensor, electronic steering valve, steering manifold, hoses, wiring harnesses, receiver mounting bracket, cabling and hardware		\$5,614.00

SD 27003 ANTENNA/RECEIVER

	X27003X	No Antenna/Receiver		No Charge
Factory Installed Receiver				
	422576	AFS 372 Receiver WAAS/GLONASS enabled Note: An unlock code can be purchased to upgrade WAAS systems to OmniSTAR HP/XP. Upgrade subscriptions sold separately through Parts. Requires Autoguidance Ready.		\$3,245.00
	422575	AFS 372 Receiver-OMNISTAR OmniSTAR HP/XP enabled, WAAS/EGNOS/VBS enabled Note: An unlock code can be purchased to upgrade OmniSTAR HP/XP systems to RTK. Upgrade subscriptions, RTK radio and base stations sold separately through Parts. Requires Autoguidance Ready.		\$5,745.00

SD 27011 AUTOGUIDANCE NAV II

	X27011X	No Guidance Nav II controller		No Charge
	424053	AccuGuide Nav II controller Requires Autoguidance Ready		\$5,408.00

SD 27052 AFS MONITOR READY

	X27052X	No AFS Display Ready		No Charge
	424050	AFS Pro Display Ready Accommodates AFS Pro 700 Display, Includes harness and ram mount. Requires RH monitor mount and Autoguidance Ready.		\$256.00

MONITOR

SD 25016 MONITOR

	X25016X	No Monitor		No Charge
	422539	AFS Pro 700 Display		\$5,083.00

SD 25023 MONITOR MOUNTING

	X25023X	No monitor mounting bar		No Charge
--	---------	-------------------------	--	-----------

**PATRIOT 3240 SPRAYER
US PRICE LIST**

	423753	RH window/monitor mounting bar			\$242.00
--	--------	--------------------------------	--	--	----------

LIGHTS

SD_06026 LIGHT PACKAGE

	X06026X	No service center light			No Charge
	424532	Service center and boom light			\$258.00

SD_30047 BEACON

	X30047X	No Beacon Light			No Charge
	783116	Single Beacon Light			\$368.00
	424535	Dual Beacon Lights Some states/provinces may restrict beacon to certain type of vehicles.			\$701.00

RADIO

SD_05136 RADIO OPTION

	482058	Without radio			No Charge
	783115	Delphi AM/FM CD radio			\$661.00

MISCELLANEOUS

SD_16049 EXTRA WHEELS, TIRES AND RIMS

	X16049X	No extra wheels and tires			No Charge
	8100728	320/90R46			\$10,823.00
	8100738	380/85R46			\$11,714.00
	424531	380/90R46 157 MI Not available with 120 ft. boom			\$13,784.00
	8100798	520/85R38			\$10,435.00
	8100788	650/65R38			\$14,199.00

SD_43004 TOOL BOX RH

	424539	No tool box RH			No Charge
	442010	Tool Box RH			\$210.00

SD_50107 SUCTION QUICK FILL

	X50107X	No suction quick fill kit			No Charge
	421856	Suction quick fill - 2 inch			\$262.00
	421857	Suction quick fill - 3 inch			\$262.00

SD_P9501 ACCESSORY KIT

	XP9501X	No Accessory kit			No Charge
	423745	Accessory kit First Aid kit, fire extinguisher, and air hose package			\$219.00

**PATRIOT 3240 SPRAYER
US PRICE LIST**

(Ex Works Benson, MN)

Factory Supplied Attachments

Order Code	Description	Weight	List Price
Chemical Eductor			
87478486	Chemical eductor package Stainless steel	105 LB	\$1,606.00
Wheels and Tires			
87478484	650/65R38 Wheels and Tires	3,500 LB	\$14,646.00
Fenders			
343218A1	Fenders Set of 4	181 LB	\$1,982.00
Wide Fenders			
84498464	Wide fenders Compatible with flotation tires	247 LB	\$2,096.00
CR II Nozzle Body Kits			
84484192	Box CR II single end body, 54 pcs	10 LB	\$325.00
84484195	Box CR II single end body, 60 pcs	11 LB	\$357.00
84484205	Box CR II 5-way turret end body, 54 pcs	15 LB	\$698.00
84484206	Box CR II 5-way turret end body, 60 pcs	17 LB	\$778.00

**PATRIOT 3340 SPRAYER
US PRICE LIST**

Standard Equipment

SURVEYOR CAB:

109.5 cu. ft. of interior space and
68.5 sq. ft. of tinted glass with a
one piece curved windshield
Optima air seat with swivel, lumbar,
ride firmness, side to side and fore/aft
shock isolation adjustment
Right armrest control center that
moves with seat and adjustable for
operator comfort, full function joystick
Instructional seat
LH flip-up armrest
LH forward opening access
Tilt/telescoping steering column with
soft grip steering wheel, integrated
control pod with self canceling turn
signal and head light dimming switch
Foot activated release for easier
steering wheel adjustment
Summer/winter climate control and
activated charcoal fresh air filter
RH A-post mounted instrumentation for
better visibility
Wired for radio includes antenna and
2 speakers
Mounting for business radio includes
power lead
Two speed front windshield
wiper/washer
6 power outlets
Horn
Dome and map lights
Dual cup holder
Coat hook
Rubber floor mat
Front sunshade
Overhead and rear deck storage with
netting

ENGINE:

Case IH FPT 285 hp 6.7 L
turbocharged, after-cooled, electronic
controlled diesel engine equipped with
120V block and intake air grid heater
Tier 4 SCR engine technology

DRIVE:

Hydrostatic w/full-time 4 wheel drive
Infinitely variable speed control returns
wheel motor swash plates to
maximum angle each time hydro lever
is returned to neutral. Allows
maximum torque for each start.

FRAME AND SUSPENSION:

High strength tubular chassis with
sealed ends. A spring and shock
absorber trailing-link suspension that
acts independently at each wheel.

2 WHEEL STEER:

Turning radius of 23 ft. 3 in. (7.1 m)
from rear axle center line

WHEEL TRACK ADJUSTMENT:

120-157 in. (305-399 cm) hydraulically
adjusted from the cab w/manual stops
at 1 in. (2.5 cm) increments

STEERING:

Hydraulic power steering with
master/slave re-phasing cylinders

BRAKING:

Dynamic dry disc service brakes on the
front wheels with brake pedal in the
cab. Hydraulic wet disc type all wheel
parking brakes.

TANKS:

Product:
1,000 gal. (3,785 liters) stainless steel
Fuel:
120 gal. (454 liters)
Rinse:
112 gal. (424 liters)
DEF - 21 gal. (79 liters)

**PATRIOT 3340 SPRAYER
US PRICE LIST**

Standard Equipment

PRODUCT SYSTEM:

Hydraulically driven centrifugal liquid pump with (PWM) electronic control
3 in. fill system
Spurge is provided by two jet nozzles
Product strainer - 16 mesh
Boom strainers - 50 mesh
Stainless steel spray bars

DIMENSIONS:

Dry weight:

90/100 ft. - 25,060 lbs. (11,367 kg)
120 ft. - 26,560 lbs. (12,047 kg)

Overall length:

346 in. (28 ft. 10 in./8.8 m)

Overall height:

144 in. (12 ft./3.7 m)

Overall width:

Wheels retracted:

138 in. (11 ft. 6 in./3.5 m)

Wheels extended:

175 in. (14 ft. 7 in./4.5 m)

Wheelbase:

150 in. (12 ft. 6 in./3.8 m)

Boom adjustment height:

19-84 in. (.48-2.1 m)

Boom breakaway:

90 ft. - 66 in. (5 ft. 6 in./1.7 m)
100 ft. - 126 in. (10 ft. 6 in./3.2 m)
120 ft. - 108 in. (9 ft./2.74 m)

Ground clearance:

52 in. (132 cm)

Travel speed:

Up to 30 mph (48 kph)

MISCELLANEOUS:

Storage box, LH
Hydraulic front folding access/egress ladder
Centralized service location with color coding for controlling all spray operations
EZ-fold boom control with 90 ft. and 100 ft. boom
AutoFold Plus with 120 ft. boom

ELECTRICAL:

175 amp alternator

Front lighting:

5 front hood-mounted lights
(2 corner work lights, 2 corner road lights-high/low beam and 1 center halogen work light)
2 halogen flood lights located on front of cab roof
2 amber flasher/turn signal lights mounted on cab roof
2 amber flasher/turn signal lights mounted on boom cradles

Rear lighting:

2 red LED tail lights mounted on booms
2 amber LED flasher/turn signal lights mounted on booms
2 amber flasher/turn signal lights mounted on cab roof
1 service center light
Boom lights

**PATRIOT 3340 SPRAYER
US PRICE LIST**

Models

COMMERCIAL MODEL	ENGINE POWER	Weight	List Price
PATRIOT 3340 SPRAYER	285 HP	25,060 LB	\$293,047.00

Factory Supplied Options

Order Code	Description	Weight	List Price
------------	-------------	--------	------------

OPERATOR'S CAB

SD_05127 CAB/CANOPY

423533	CASE IH Deluxe Surveyor Cab		No Charge
423534	CASE IH Luxury Surveyor Cab		\$1,918.00

SUSPENSION

SD_08014 SUSPENSION

423539	Standard suspension		No Charge
423538	Active suspension		\$2,732.00

WHEELS AND TIRES

SD_16066 WHEELS AND TIRES

424512	380-90R46		No Charge
424511	320-90R46		(\$1,073.00)
424530	380/90R46 157 MI Not available with 120 ft. boom		\$1,698.00
424940	380/90R46 173 MI Michelin SprayBib™		\$4,888.00
8100648	520/85R38		(\$1,651.00)
8100618	650/65R38		\$2,113.00

MIRRORS

SD_05132 REARVIEW MIRRORS

722702	Manual adjustable mirrors		No Charge
722701	Power adjustable mirrors		\$970.00

**PATRIOT 3340 SPRAYER
US PRICE LIST**

PRODUCT SYSTEM

SD_50109 FRONT FILL

	X50109X	No front fill			No Charge
	421899	3 in. Front fill			\$840.00

SD_P8301 PRODUCT SYSTEM

	423551	SS tank, 3" fill, std rate Model 3230 - (2-25 GPA typical) with 2-60 GPM flowmeter Model 3330 - (5-40 GPA typical) with 4-100 GPM flowmeter			No Charge
	423550	SS tank, 3" fill, low rate (2-25 GPA typical) with 2-60 GPM flowmeter			(\$674.00)

NOZZLE BODIES

SD_P8808 NOZZLE BODIES

	424528	5-way nozzle body Arag			No Charge
	422464	CR II single nozzle body			No Charge

BOOMS

BOOMS AND NOZZLE SELECTION

SD_P6102 BOOMS

90 ft. Boom - 5 Section					
	422463	90 ft. bm, 5 sect, 20-30" spac 90 ft. boom, 5 section, 20-30 in. spacing			
		if NOZZLE BODIES is 5-way nozzle body			(\$1,888.00)
		if NOZZLE BODIES is CR II single nozzle body			(\$2,185.00)
	422462	90 ft. bm, 5 sect, 20" spacing 90 ft. boom, 5 section, 20 in. spacing			
		if NOZZLE BODIES is 5-way nozzle body			(\$2,140.00)
		if NOZZLE BODIES is CR II single nozzle body			(\$2,433.00)
90 ft. Boom - 6 Section					
	422461	90 ft. bm, 6 sect, 20" spacing 90 ft. boom, 6 section, 20 in. spacing			
		if NOZZLE BODIES is 5-way nozzle body			(\$1,357.00)
		if NOZZLE BODIES is CR II single nozzle body			(\$1,658.00)
100 ft. Boom - 6 Section					
	422460	100 ft. bm, 6 sect, 20"spacing 100 ft. boom, 6 section, 20 in. spacing			
		if NOZZLE BODIES is 5-way nozzle body			No Charge
		if NOZZLE BODIES is CR II single nozzle body			(\$258.00)

**PATRIOT 3340 SPRAYER
US PRICE LIST**

120 ft. Boom - 7 Section					
	422458	120 ft. bm, 7 sect, 20"spacing 120 ft. boom, 7 section, 20 in. spacing			
		if NOZZLE BODIES is CR II single nozzle body			\$28,313.00
		if NOZZLE BODIES is 5-way nozzle body			\$28,604.00
	422459	120 ft. bm,7 sect, 20-30" spac 120 ft. boom, 7 section, 20-30 in. spacing			
		if NOZZLE BODIES is CR II single nozzle body			\$28,688.00
		if NOZZLE BODIES is 5-way nozzle body			\$28,974.00

BOOM FLUSH VALVE

SD_P6000 BOOM FLUSH VALVE					
	XP6000X	No Boom flush valve			No Charge
	449366	Boom flush valve Due to shipping width requirements, center section valves shipped loose in cab with 120 ft. boom			
		if BOOMS is 120 ft. bm,7 sect, 20-30" spac			\$381.00
		if BOOMS is 120 ft. bm, 7 sect, 20"spacing			\$381.00
		if BOOMS is 90 ft. bm, 5 sect, 20" spacing			\$745.00
		if BOOMS is 90 ft. bm, 5 sect, 20-30" spac			\$780.00
		if BOOMS is 100 ft. bm, 6 sect, 20"spacing			\$805.00
		if BOOMS is 90 ft. bm, 6 sect, 20" spacing			\$805.00

SPRAYER CONTROLS

SD_27015 SPRAYER CONTROLS					
	424537	Case IH Display Ready			No Charge
	424055	Case IH SCS 5000			\$2,813.00
	422538	Case IH AFS Pro 700			\$5,083.00
	449367	Case IH Viper 4 Includes single product VRA unlocked			\$10,342.00

AIM COMMAND

SD_27005 AIM COMMAND					
	X27005X	No AIM Command			No Charge
	424513	AIM Command			
		if BOOMS is 90 ft. bm, 5 sect, 20" spacing			\$17,637.00
		if BOOMS is 90 ft. bm, 6 sect, 20" spacing			\$17,637.00
		if BOOMS is 90 ft. bm, 5 sect, 20-30" spac			\$17,637.00
		if BOOMS is 100 ft. bm, 6 sect, 20"spacing			\$18,687.00
		if BOOMS is 120 ft. bm, 7 sect, 20"spacing			\$22,860.00
		if BOOMS is 120 ft. bm,7 sect, 20-30" spac			\$22,860.00
	449368	AIM Command PRO			

**PATRIOT 3340 SPRAYER
US PRICE LIST**

		if BOOMS is 90 ft. bm, 6 sect, 20" spacing			\$26,000.00
		if BOOMS is 90 ft. bm, 5 sect, 20-30" spac			\$26,000.00
		if BOOMS is 90 ft. bm, 5 sect, 20" spacing			\$26,000.00
		if BOOMS is 100 ft. bm, 6 sect, 20"spacing			\$28,325.00
		if BOOMS is 120 ft. bm, 7 sect, 20"spacing			\$32,650.00
		if BOOMS is 120 ft. bm,7 sect, 20-30" spac			\$32,650.00

FIELD HEADLIGHTS

SD_06066 LIGHTING

	423509	Halogen field center headlight			No Charge
	423508	H.I.D. field center headlight			\$639.00
	423699	Deluxe H.I.D. Field lightgroup High intensity discharge light			\$3,905.00

OPERATOR'S MANUAL

SD_29046 MARKET

	423510	North American English			No Charge
--	--------	------------------------	--	--	-----------

OTHER EQUIPMENT - APP

BOOM EQUIPMENT 1

SD_P6101 BOOM SECTION CONTROL

	XP6101X	No AccuBoom section control			No Charge
	423724	AccuBoom section control Requires Viper 4 Controller or AFS Pro 700			\$1,836.00

BOOM EQUIPMENT 2

SD_N6101 REMOTE SECTION CONTROL

	XN6101X	No Remote section control			No Charge
	424529	Remote section control Requires AccuBoom			\$1,022.00

SD_P6103 BOOM HEIGHT CONTROL

	XP6103X	No Autoboom height control			No Charge
	424564	Autoboom height control-3 Sens with 3 sensors			
		if BOOMS is 100 ft. bm, 6 sect, 20"spacing			\$9,929.00
		if BOOMS is 90 ft. bm, 6 sect, 20" spacing			\$9,929.00
		if BOOMS is 90 ft. bm, 5 sect, 20" spacing			\$9,929.00
		if BOOMS is 90 ft. bm, 5 sect, 20-30" spac			\$9,929.00
		if BOOMS is 120 ft. bm, 7 sect, 20"spacing			\$10,717.00

**PATRIOT 3340 SPRAYER
US PRICE LIST**

		if BOOMS is 120 ft. bm,7 sect, 20-30" spac			\$10,717.00
--	--	--	--	--	-------------

SD_P6105 ADDITIONAL AUTOBOOM SENSORS

		XP6105X	No Additional Autoboom sensors		No Charge
		423717	2 Additional Autoboom sensors		\$2,591.00

SD_P6107 BOOM WHEELS

		XP6107X	No Autoboom wheels		No Charge
		423719	Autoboom wheels		\$1,903.00

SD_P8801 DUAL BODY SHUT OFF

		XP8801X	No dual body shut-off		No Charge
		423720	Combo-Rate dual body shut-off 90/100/120 ft. boom without AIM Command		
			if BOOMS is 90 ft. bm, 6 sect, 20" spacing		\$193.00
			if BOOMS is 90 ft. bm, 5 sect, 20-30" spac		\$193.00
			if BOOMS is 90 ft. bm, 5 sect, 20" spacing		\$193.00
			if BOOMS is 100 ft. bm, 6 sect, 20"spacing		\$213.00
			if BOOMS is 120 ft. bm, 7 sect, 20"spacing		\$254.00
			if BOOMS is 120 ft. bm,7 sect, 20-30" spac		\$254.00

SD_P8804 FENCE ROW NOZZLES

		XP8804X	No Fence row nozzle		No Charge
		424527	Fence row nozzle - RH and LH		
			if BOOMS is 90 ft. bm, 5 sect, 20-30" spac		\$480.00
			if BOOMS is 90 ft. bm, 5 sect, 20" spacing		\$480.00
			if BOOMS is 90 ft. bm, 6 sect, 20" spacing		\$480.00
			if BOOMS is 100 ft. bm, 6 sect, 20"spacing		\$480.00
			if BOOMS is 120 ft. bm,7 sect, 20-30" spac		\$535.00
			if BOOMS is 120 ft. bm, 7 sect, 20"spacing		\$535.00

CHEMICAL EDUCTOR

SD_27013 CHEMICAL EDUCTOR

		X27013X	No Chemical eductor		No Charge
		423704	Chemical eductor package		\$1,458.00

FENDERS

SD_18010 FENDERS

		X18010X	No fenders		No Charge
		Fenders			
		421834	Fenders set of four Set of 4		\$1,887.00
		Wide Fenders			
		422543	Wide fenders (set of 4) Compatible with flotation tires.		\$1,996.00

**PATRIOT 3340 SPRAYER
US PRICE LIST**

FOAM MARKERS

SD_P8302 FOAM MARKERS

	XP8302X	No Foam marker			No Charge
	424526	Foam marker turbo air supply with electric foam concentrate pump			
		if BOOMS is 90 ft. bm, 5 sect, 20" spacing			\$2,227.00
		if BOOMS is 90 ft. bm, 5 sect, 20-30" spac			\$2,227.00
		if BOOMS is 90 ft. bm, 6 sect, 20" spacing			\$2,227.00
		if BOOMS is 100 ft. bm, 6 sect, 20"spacing			\$2,250.00
		if BOOMS is 120 ft. bm,7 sect, 20-30" spac			\$2,277.00
		if BOOMS is 120 ft. bm, 7 sect, 20"spacing			\$2,277.00
	424525	Foam marker compressor driven with electric foam concentrate pump Includes compressor			
		if BOOMS is 90 ft. bm, 6 sect, 20" spacing			\$4,209.00
		if BOOMS is 90 ft. bm, 5 sect, 20-30" spac			\$4,209.00
		if BOOMS is 90 ft. bm, 5 sect, 20" spacing			\$4,209.00
		if BOOMS is 100 ft. bm, 6 sect, 20"spacing			\$4,233.00
		if BOOMS is 120 ft. bm,7 sect, 20-30" spac			\$4,258.00
		if BOOMS is 120 ft. bm, 7 sect, 20"spacing			\$4,258.00

SD_P8802 DUAL FOAM DROPS

	XP8802X	No dual foam drops			No Charge
	423726	To add dual drops at 60 ft.			\$439.00

GUIDANCE

SD_27002 AFS ACCUGUIDE

	X27002X	No AFS AccuGuide Ready			No Charge
	423517	Factory AFS AccuGuide Ready Includes steering sensor, electronic steering valve, steering manifold, hoses, wiring harnesses, receiver mounting bracket, cabling and hardware			\$5,614.00

SD_27003 ANTENNA/RECEIVER

	X27003X	No Antenna/Receiver			No Charge
		Factory Installed Receiver			
	422576	AFS 372 Receiver Note: An unlock code can be purchased to upgrade WAAS systems to OmniSTAR HP/XP. Upgrade subscriptions sold separately through Parts. Requires Autoguidance Ready.			\$3,245.00

**PATRIOT 3340 SPRAYER
US PRICE LIST**

	422575	AFS 372 Receiver-OMNISTAR OmniSTAR HP/XP enabled, WAAS/GLONASS enabled Note: An unlock code can be purchased to upgrade OmniSTAR HP/XP systems to RTK. Upgrade subscriptions, RTK radio and base stations sold separately through Parts. Requires Autoguidance Ready.			\$5,745.00
--	--------	---	--	--	------------

SD_27011 AUTOGUIDANCE NAV II

	X27011X	No Guidance Nav II controller			No Charge
	424053	AccuGuide Nav II controller Requires Autoguidance Ready			\$5,408.00

SD_27052 AFS MONITOR READY

	X27052X	No AFS Display Ready			No Charge
	424050	AFS Pro Display Ready Accommodates AFS Pro 700 Display, includes harness and ram mount. Requires RH Monitor Mount and Autoguidance Ready.			\$256.00

MONITOR

SD_25016 MONITOR

	X25016X	No Monitor			No Charge
	422539	AFS Pro 700 Display			\$5,083.00

SD_25023 MONITOR MOUNTING

	X25023X	No monitor mounting bar			No Charge
	423753	RH window/monitor mounting bar			\$242.00

LIGHTS

SD_30047 BEACON

	X30047X	No Beacon Light			No Charge
	783116	Single Beacon Light			\$368.00
	424535	Dual Beacon Lights Some states/provinces may restrict beacon to certain type of vehicles			\$701.00

RADIO

SD_05136 RADIO OPTION

	482058	Without radio			No Charge
	783115	Delphi AM/FM CD radio			\$661.00

MISCELLANEOUS

SD_16049 EXTRA WHEELS, TIRES AND RIMS

	X16049X	No extra wheels and tires			No Charge
--	---------	---------------------------	--	--	-----------

**PATRIOT 3340 SPRAYER
US PRICE LIST**

	424508	320-90R46			\$11,012.00
	424509	380/90R46			\$12,087.00
	424531	380/90R46 157 MI Not available with 120 ft. boom			\$13,784.00
	424941	380/90R46 173 MI Michelin SprayBib™			\$16,974.00
	8100798	520/85R38			\$10,435.00
	8100788	650/65R38			\$14,199.00

SD_43004 TOOL BOX RH

	424539	No tool box RH			No Charge
	442010	Tool Box RH			\$210.00

SD_50107 SUCTION QUICK FILL

	X50107X	No suction quick fill kit			No Charge
	423755	Suction quick fill kit			\$262.00

SD_P9501 ACCESSORY KIT

	XP9501X	No Accessory kit			No Charge
	423745	Accessory kit First Aid kit, fire extinguisher, and air hose package			\$219.00



**PATRIOT 3340 SPRAYER
US PRICE LIST**

(Ex Works Benson, MN)

Factory Supplied Attachments

Order Code	Description	Weight	List Price
------------	-------------	--------	------------

Chemical Eductor

87478486	Chemical eductor package Stainless steel	105 LB	\$1,606.00
----------	---	--------	------------

Wheels and Tires

87478484	650/65R38 Wheels and Tires	3,500 LB	\$14,646.00
----------	----------------------------	----------	-------------

Fenders

343218A1	Fenders Set of 4	181 LB	\$1,982.00
----------	---------------------	--------	------------

Wide Fenders

84498464	Wide fenders Compatible with flotation tires	247 LB	\$2,096.00
----------	---	--------	------------

CR II Nozzle Body Kits

84484192	Box CR II single end body, 54 pcs	10 LB	\$325.00
84484195	Box CR II single end body, 60 pcs	11 LB	\$357.00
84484197	Box CR II single end body, 72 pcs	13 LB	\$431.00
84484205	Box CR II 5-way turret end body, 54 pcs	15 LB	\$698.00
84484206	Box CR II 5-way turret end body, 60 pcs	17 LB	\$778.00
84484207	Box CR II 5-way turret end body, 72 pcs	21 LB	\$935.00

**PATRIOT 4430 SPRAYER
US PRICE LIST**

**(Ex Works Benson, MN)
Standard Equipment**

SURVEYOR CAB:

132 cu. ft. of interior space and total glass area of 90.1 sq. ft. with a one piece curved windshield
Optima air seat with swivel, lumbar, ride firmness, side to side and fore/aft shock isolation adjustment
Instructional seat
Right armrest control center that moves with seat and adjustable for operator comfort, full function joystick
LH flip-up armrest
LH forward opening access
Right side swing out window
Tilt/telescoping steering column with soft grip steering wheel, integrated control pod with self canceling turn signal and head light dimming switch
Foot activated release for easier steering wheel adjustment
Automatic Temperature Control (heater & AC) and activated charcoal fresh air filter
RH A-post mounted instrumentation for better visibility
Wired for radio includes antenna and four speakers
Radio antenna transport hold-down clip
Mounting for business radio includes power lead
Cab interior illumination provided by a dome light, map light and opera light located above the right armrest control center
Exterior platform/step light in cab roof cap
Three speed front windshield wiper/washer (intermittent, low, high)
8 auxiliary 12V power outlets
Front and rear visor
Auxiliary mounting points on RH A-post

SURVEYOR CAB: (continued)

Right and left-hand overhead storage bins
Foot rests

ENGINE:

Case IH FPT 325 hp 8.7L turbocharged, after-cooled, electronic controlled diesel engine equipped with 120V block and intake air grid heater
Tier 4 SCR engine technology

DRIVE:

Hydrostatic w/full-time 4 wheel drive
Infinitely variable speed control returns wheel motor swash plates to maximum angle each time hydro lever is returned to neutral. Allows maximum torque for each start.

FRAME AND SUSPENSION:

High strength tubular chassis with sealed ends. A spring and shock absorber trailing-link suspension that acts independently at each wheel.

2 WHEEL STEER:

Turning radius of 24 ft. 9 in. (7.5 m) from the rear axle center line

WHEEL TRACK ADJUSTMENT:

120-157 in. (305-399 cm) hydraulically adjusted from the cab w/manual stops at 1 in. (2.5 cm) increments per wheel

STEERING:

Hydraulic power steering with master/slave re-phasing cylinders

BRAKING:

Dynamic dry disc service brakes on the front wheels with brake pedal in the cab. Hydraulic wet disc type all wheel parking brakes.

**PATRIOT 4430 SPRAYER
US PRICE LIST**

**(Ex Works Benson, MN)
Standard Equipment**

TANKS:

Product - 1,200 gal. (4,542 liters)
stainless steel
Fuel - 140 gal. (530 liters)
Rinse - 140 gal. (530 liters)
DEF - 25 gal. (95 liters)

PRODUCT SYSTEM:

Hydraulically driven centrifugal liquid
pump with (PWM) electronic control
3 in. fill system
Full length sparge tube with electric
valve control
Product strainer - 10 mesh
Boom strainers - 50 mesh
Stainless steel spray bars

DIMENSIONS:

Dry weight:
90/100 ft. - 27,020 lbs. (12,256 kg)
120 ft. - 28,520 lbs. (12,936 kg)
Overall length:
350 in. (29 ft. 2 in./8.9 m)
Overall height:
144 in. (12 ft./3.7 m)
Overall width:
Wheels retracted:
138 in. (11 ft. 6 in./3.5 m)
Wheels extended:
175 in. (14 ft. 7 in./4.5 m)
Wheelbase:
160 in. (13 ft. 4 in./4.1 m)
Boom adjustment height:
19-84 in. (.48-2.1 m)
Boom breakaway:
90 ft. - 66 in. (5 ft. 6 in./1.7 m)
100 ft. - 126 in. (10 ft. 6 in./3.2 m)
120 ft. - 108 in. (9 ft./2.74 m)
Ground clearance - 53 in. (135 cm)
Travel speed - Up to 30 mph (48 kph)

MISCELLANEOUS:

Storage box, LH
Hydraulic folding front access/egress
ladder
Centralized service location with color
coding for controlling all spray
operations
EZ-fold boom control with 90 ft. boom
and 100 ft. boom
AutoFold Plus with 120 ft. boom

ELECTRICAL:

200 amp alternator
Front lighting:
5 front hood-mounted lights
(2 corner work lights, 2 corner road
lights-high/low beam and 1 center
halogen work light)
2 adjustable halogen flood lights,
front lights are mounted on the
mirror brackets
2 amber flasher/turn signal lights
mounted on cab roof
2 amber flasher/turn signal lights
mounted on center section-facing
forward
Rear lighting:
2 red LED tail lights mounted on
booms
2 amber LED flasher/turn signal lights
mounted on booms
2 amber flasher/turn signal lights
mounted on cab roof
2 adjustable halogen flood lights
located on rear of cab roof
1 service center light
3 boom lights (1 on rear corner of
left-hand walkway, 1 on right-hand
rear corner of product tank and 1
on center section of boom)

**PATRIOT 4430 SPRAYER
US PRICE LIST**

(Ex Works Benson, MN)

Models

COMMERCIAL MODEL	Weight	List Price
PATRIOT 4430 SPRAYER	27,020 LB	\$300,667.00

Factory Supplied Options

Order Code	Description	Weight	List Price
------------	-------------	--------	------------

OPERATOR'S CAB

SD_05127 CAB/CANOPY

423533	CASE IH Deluxe Surveyor Cab		No Charge
423534	CASE IH Luxury Surveyor Cab		\$1,468.00

SUSPENSION

SD_08014 SUSPENSION

423539	Standard suspension		No Charge
423538	Active suspension		\$2,732.00

WHEELS AND TIRES

SD_16066 WHEELS AND TIRES

8100608	320/90R46		(\$1,073.00)
8100658	380/90R46 Goodyear		No Charge
424530	380/90R46 157 MI Not available with 120 ft. boom		\$1,698.00
424940	380/90R46 173 MI Michelin SprayBib™		\$4,888.00
8100618	650/65R38 Not available with 120 ft. boom		\$2,113.00
422456	620/70R38 MI		\$9,623.00

MIRRORS

SD_05132 REARVIEW MIRRORS

722702	Manual adjustable mirrors		No Charge
--------	---------------------------	--	-----------

**PATRIOT 4430 SPRAYER
US PRICE LIST**

(Ex Works Benson, MN)

	722701	Power adjustable mirrors			\$970.00
--	--------	--------------------------	--	--	----------

PRODUCT SYSTEM

SD_50109 FRONT FILL

	X50109X	No front fill			No Charge
	421899	3 in. Front fill			\$840.00

SD_P8301 PRODUCT SYSTEM

	423551	SS tank, 3" fill, std rate (5-40 GPA typical) with 4-100 GPM flowmeter			No Charge
	423550	SS tank, 3" fill, low rate (2-25 GPA typical) with 2-60 GPM flowmeter			(\$678.00)

NOZZLE BODIES

SD_P8808 NOZZLE BODIES

	424528	5-way nozzle body Arag			No Charge
	422464	CR II single nozzle body			No Charge

BOOMS

BOOMS AND NOZZLE SELECTION

SD_P6102 BOOMS

90 ft. Boom - 5 Section					
	422463	90 ft. bm, 5 sect, 20-30" spac 90 ft. boom, 5 section, 20-30 in. spacing			
		if NOZZLE BODIES is 5-way nozzle body			(\$1,888.00)
		if NOZZLE BODIES is CR II single nozzle body			(\$2,185.00)
	422462	90 ft. bm, 5 sect, 20" spacing 90 ft. boom, 5 section, 20 in. spacing			
		if NOZZLE BODIES is 5-way nozzle body			(\$2,140.00)
		if NOZZLE BODIES is CR II single nozzle body			(\$2,433.00)
90 ft. Boom - 6 Section					
	422461	90 ft. bm, 6 sect, 20" spacing 90 ft. boom, 6 section, 20 in. spacing			
		if NOZZLE BODIES is 5-way nozzle body			(\$1,357.00)
		if NOZZLE BODIES is CR II single nozzle body			(\$1,658.00)
100 ft. Boom - 6 Section					
	422460	100 ft. bm, 6 sect, 20" spacing 100 ft. boom, 6 section, 20 in. spacing			
		if NOZZLE BODIES is 5-way nozzle body			No Charge
		if NOZZLE BODIES is CR II single nozzle body			(\$258.00)

**PATRIOT 4430 SPRAYER
US PRICE LIST**

(Ex Works Benson, MN)

120 ft. Boom - 7 Section					
	422458	120 ft. bm, 7 sect, 20"spacing 120 ft. boom, 7 section, 20 in. spacing			
		if NOZZLE BODIES is CR II single nozzle body			\$28,313.00
		if NOZZLE BODIES is 5-way nozzle body			\$28,604.00
	422459	120 ft. bm,7 sect, 20-30" spac 120 ft. boom, 7 section, 20-30 in. spacing			
		if NOZZLE BODIES is CR II single nozzle body			\$28,688.00
		if NOZZLE BODIES is 5-way nozzle body			\$28,974.00

BOOM FLUSH VALVE

SD_P6000 BOOM FLUSH VALVE					
	XP6000X	No Boom flush valve			No Charge
	449366	Boom flush valve			
		if BOOMS is 120 ft. bm, 7 sect, 20"spacing			\$381.00
		if BOOMS is 120 ft. bm,7 sect, 20-30" spac			\$381.00
		if BOOMS is 90 ft. bm, 5 sect, 20" spacing			\$745.00
		if BOOMS is 90 ft. bm, 5 sect, 20-30" spac			\$780.00
		if BOOMS is 100 ft. bm, 6 sect, 20"spacing			\$805.00
		if BOOMS is 90 ft. bm, 6 sect, 20" spacing			\$805.00

SPRAYER CONTROLS

SD_27015 SPRAYER CONTROLS					
	424537	Case IH Display Ready			No Charge
	424055	Case IH SCS 5000			\$2,813.00
	422538	Case IH AFS Pro 700			\$5,083.00
	449367	Case IH Viper 4 Includes single product VRA unlocked			\$10,342.00

AIM COMMAND

SD_27005 AIM COMMAND					
	X27005X	No AIM Command			No Charge
	424513	AIM Command			
		if BOOMS is 90 ft. bm, 5 sect, 20" spacing			\$17,637.00
		if BOOMS is 90 ft. bm, 5 sect, 20-30" spac			\$17,637.00
		if BOOMS is 90 ft. bm, 6 sect, 20" spacing			\$17,637.00
		if BOOMS is 100 ft. bm, 6 sect, 20"spacing			\$18,687.00
		if BOOMS is 120 ft. bm,7 sect, 20-30" spac			\$22,860.00
		if BOOMS is 120 ft. bm, 7 sect, 20"spacing			\$22,860.00
	449368	AIM Command PRO			
		if BOOMS is 90 ft. bm, 6 sect, 20" spacing			\$26,000.00
		if BOOMS is 90 ft. bm, 5 sect, 20-30" spac			\$26,000.00
		if BOOMS is 90 ft. bm, 5 sect, 20" spacing			\$26,000.00

**PATRIOT 4430 SPRAYER
US PRICE LIST**

(Ex Works Benson, MN)

		if BOOMS is 100 ft. bm, 6 sect, 20"spacing			\$28,325.00
		if BOOMS is 120 ft. bm, 7 sect, 20"spacing			\$32,650.00
		if BOOMS is 120 ft. bm, 7 sect, 20-30" spac			\$32,650.00

FIELD HEADLIGHTS

SD 06066 LIGHTING

		423509	Halogen field center headlight		No Charge
		423508	H.I.D. field center headlight		\$639.00
		423699	Deluxe H.I.D. Field lightgroup High intensity discharge light		\$3,905.00

OPERATOR'S MANUAL

SD 29046 MARKET

		423510	North American English		No Charge
--	--	--------	------------------------	--	-----------

OTHER EQUIPMENT - APP

BOOM EQUIPMENT 1

SD P6101 BOOM SECTION CONTROL

		XP6101X	No AccuBoom section control		No Charge
		423724	AccuBoom section control Requires Viper 4 Controller or AFS Pro 700		\$1,836.00

BOOM EQUIPMENT 2

SD N6101 REMOTE SECTION CONTROL

		XN6101X	No Remote section control		No Charge
		424529	Remote section control Requires AccuBoom		\$1,022.00

SD P6103 BOOM HEIGHT CONTROL

		XP6103X	No Autoboam height control		No Charge
		424564	Autoboam height control-3 Sens with 3 sensors		
			if BOOMS is 100 ft. bm, 6 sect, 20"spacing		\$9,929.00
			if BOOMS is 90 ft. bm, 5 sect, 20-30" spac		\$9,929.00
			if BOOMS is 90 ft. bm, 6 sect, 20" spacing		\$9,929.00
			if BOOMS is 90 ft. bm, 5 sect, 20" spacing		\$9,929.00
			if BOOMS is 120 ft. bm, 7 sect, 20"spacing		\$10,717.00
			if BOOMS is 120 ft. bm, 7 sect, 20-30" spac		\$10,717.00

**PATRIOT 4430 SPRAYER
US PRICE LIST**

(Ex Works Benson, MN)

SD_P6105 ADDITIONAL AUTOBOOM SENSORS

	XP6105X	No Additional Autoboom sensors			No Charge
	423717	2 Additional Autoboom sensors			\$2,591.00

SD_P6107 BOOM WHEELS

	XP6107X	No Autoboom wheels			No Charge
	423719	Autoboom wheels			\$1,903.00

SD_P8801 DUAL BODY SHUT OFF

	XP8801X	No dual body shut-off			No Charge
	423720	Combo-Rate dual body shut-off 90/100/120 ft. boom without AIM Command			
		if BOOMS is 90 ft. bm, 5 sect, 20" spacing			\$193.00
		if BOOMS is 90 ft. bm, 6 sect, 20" spacing			\$193.00
		if BOOMS is 90 ft. bm, 5 sect, 20-30" spac			\$193.00
		if BOOMS is 100 ft. bm, 6 sect, 20"spacing			\$213.00
		if BOOMS is 120 ft. bm,7 sect, 20-30" spac			\$254.00
		if BOOMS is 120 ft. bm, 7 sect, 20"spacing			\$254.00

SD_P8804 FENCE ROW NOZZLES

	XP8804X	No Fence row nozzle			No Charge
	424527	Fence row nozzle - RH and LH			
		if BOOMS is 100 ft. bm, 6 sect, 20"spacing			\$480.00
		if BOOMS is 90 ft. bm, 5 sect, 20" spacing			\$480.00
		if BOOMS is 90 ft. bm, 6 sect, 20" spacing			\$480.00
		if BOOMS is 90 ft. bm, 5 sect, 20-30" spac			\$480.00
		if BOOMS is 120 ft. bm, 7 sect, 20"spacing			\$535.00
		if BOOMS is 120 ft. bm,7 sect, 20-30" spac			\$535.00

CHEMICAL EDUCTOR

SD_27013 CHEMICAL EDUCTOR

	X27013X	No Chemical eductor			No Charge
	423704	Chemical eductor package			\$1,458.00

FENDERS

SD_18010 FENDERS

	X18010X	No fenders No Fenders			No Charge
		Fenders			
	749269	Fenders Set of 4			\$1,887.00
		Wide Fenders			
	422543	Wide fenders (set of 4) Compatible with flotation tires.			\$1,996.00

**PATRIOT 4430 SPRAYER
US PRICE LIST**

(Ex Works Benson, MN)

FOAM MARKERS

SD_P8302 FOAM MARKERS

	XP8302X	No Foam marker			No Charge
	424526	Foam marker turbo air supply with electric foam concentrate pump			
		if BOOMS is 90 ft. bm, 6 sect, 20" spacing			\$2,227.00
		if BOOMS is 90 ft. bm, 5 sect, 20-30" spac			\$2,227.00
		if BOOMS is 90 ft. bm, 5 sect, 20" spacing			\$2,227.00
		if BOOMS is 100 ft. bm, 6 sect, 20"spacing			\$2,250.00
		if BOOMS is 120 ft. bm,7 sect, 20-30" spac			\$2,277.00
		if BOOMS is 120 ft. bm, 7 sect, 20"spacing			\$2,277.00
	424525	Foam marker compressor driven with electric foam concentrate pump includes compressor			
		if BOOMS is 90 ft. bm, 6 sect, 20" spacing			\$4,209.00
		if BOOMS is 90 ft. bm, 5 sect, 20-30" spac			\$4,209.00
		if BOOMS is 90 ft. bm, 5 sect, 20" spacing			\$4,209.00
		if BOOMS is 100 ft. bm, 6 sect, 20"spacing			\$4,233.00
		if BOOMS is 120 ft. bm,7 sect, 20-30" spac			\$4,258.00
		if BOOMS is 120 ft. bm, 7 sect, 20"spacing			\$4,258.00

SD_P8802 DUAL FOAM DROPS

	XP8802X	No dual foam drops			No Charge
	423726	To add dual drops at 60 ft.			\$439.00

GUIDANCE

SD_27002 AFS ACCUGUIDE

	X27002X	No AFS AccuGuide Ready			No Charge
	423517	Factory AFS AccuGuide Ready Includes steering sensor, electronic steering valve, steering manifold, hoses, wiring harnesses, receiver mounting bracket, cabling and hardware			\$5,614.00

SD_27003 ANTENNA/RECEIVER

	X27003X	No Antenna/Receiver			No Charge
Factory Installed Receiver					
	422576	AFS 372 Receiver WAAS/GLONASS enabled			\$3,245.00
Note: An unlock code can be purchased to upgrade WAAS systems to OmniSTAR HP/XP. Upgrade subscriptions sold separately through Parts. Requires Autoguidance Ready.					

**PATRIOT 4430 SPRAYER
US PRICE LIST**

(Ex Works Benson, MN)

	422575	AFS 372 Receiver-OMNISTAR OmniSTAR HP/XP enabled, WAAS/VBS enabled			\$5,745.00
		Note: An unlock code can be purchased to upgrade OmniSTAR HP/XP systems to RTK. Upgrade subscriptions, RTK radio and base stations sold separately through Parts. Requires Autoguidance Ready.			

SD_27011 AUTOGUIDANCE NAV II

	X27011X	No Guidance Nav II controller			No Charge
	424053	AccuGuide Nav II controller Requires Autoguidance Ready			\$5,408.00

SD_27052 AFS MONITOR READY

	X27052X	No AFS Display Ready			No Charge
	424050	AFS Pro Display Ready Accommodates AFS Pro 700 Display, includes harness and ram mount. Requires RH Monitor Mount and Autoguidance Ready.			\$256.00

MONITOR

SD_25016 MONITOR

	X25016X	No Monitor			No Charge
	422539	AFS Pro 700 Display			\$5,083.00

SD_25023 MONITOR MOUNTING

	X25023X	No monitor mounting bar			No Charge
	423753	RH window/monitor mounting bar			\$242.00

LIGHTS

SD_30047 BEACON

	X30047X	No Beacon Light			No Charge
	783116	Single Beacon Light			\$368.00
	424535	Dual Beacon Lights Some states/provinces may restrict beacon to certain type of vehicles			\$701.00

RADIO

SD_05136 RADIO OPTION

	482058	Without radio			No Charge
	783115	Delphi AM/FM CD radio			\$661.00

**PATRIOT 4430 SPRAYER
US PRICE LIST**

(Ex Works Benson, MN)

MISCELLANEOUS

SD_16049 EXTRA WHEELS, TIRES AND RIMS

	X16049X	No extra wheels and tires		No Charge
	8100728	320/90R46		\$11,012.00
	424510	380/90R46 Goodyear		\$12,087.00
	424531	380/90R46 157 MI Not available with 120 ft. boom		\$13,784.00
	424941	380/90R46 173 MI Michelin SprayBib™		\$16,974.00
	8100788	650/65R38 Not available with 120 ft. boom		\$14,199.00
	422457	620/70R38 MI		\$21,710.00

SD_27024 HIGH RATE KIT

	X27024X	No high rate kit		No Charge
	423754	High rate kit w/8-200 GPM flowmeter, shipped loose, use only with standard rate system		\$1,670.00

SD_50107 SUCTION QUICK FILL

	X50107X	No suction quick fill kit		No Charge
	423755	Suction quick fill kit		\$262.00

SD_P9501 ACCESSORY KIT

	XP9501X	No Accessory kit		No Charge
	423745	Accessory kit First aid kit, fire extinguisher and air hose package		\$219.00

**PATRIOT 4430 SPRAYER
US PRICE LIST**

(Ex Works Benson, MN)

Factory Supplied Attachments

Order Code	Description	Weight	List Price
------------	-------------	--------	------------

Wheels and Tires

87478487	650/65R38 Wheels and tires	3,500 LB	\$14,646.00
----------	----------------------------	----------	-------------

Chemical Eductor

87478488	Chemical Eductor Package Stainless steel	105 LB	\$1,606.00
----------	---	--------	------------

Fenders

343218A1	Fenders Set of 4	181 LB	\$1,982.00
----------	---------------------	--------	------------

Wide Fenders

84498464	Wide fenders Compatible with flotation tires	247 LB	\$2,096.00
----------	---	--------	------------

CR II Nozzle Body Kits

84484192	Box CR II single end body, 54 pcs	10 LB	\$325.00
84484195	Box CR II single end body, 60 pcs	11 LB	\$357.00
84484197	Box CR II single end body, 72 pcs	13 LB	\$431.00
84484205	Box CR II 5-way turret end body, 54 pcs	15 LB	\$698.00
84484206	Box CR II 5-way turret end body, 60 pcs	17 LB	\$778.00
84484207	Box CR II 5-way turret end body, 72 pcs	21 LB	\$935.00



PURCHASED PROTECTION

Pricing and program details can be found on the Dealer Portal or by contacting the CPP hotline @ 1-866-606-1802. Not all models are eligible for CPP.

**TITAN 3000 SERIES CHASSIS
US PRICE LIST**

**(Ex Works Benson, MN)
Standard Equipment**

ENGINE:

Case IH FPT 8.7L turbocharged, after-cooled, electronic controlled diesel engine equipped with 120V block and intake air grid heater
Tier 4 SCR engine technology
Titan 3030 330 hp @ 2100 RPM
Titan 3530 400 hp @ 2100 RPM
Heavy-duty 150 amp alternator, air compressor, high & low speed RPM cruise control

TRANSMISSION:

Titan 3030 Allison 3000 RDS 6 speed automatic (12 speed)
Titan 3530 Allison 3000 RDS 6 speed automatic w/2 speed Fabco auxiliary (24 speed)

REAR AXLE:

Axle Tech PRC 674 2 speed w/wheel end planetary

FRONT AXLE:

4.52 in. (115 mm) solid shaft, 2.76 in. (70 mm) axle bearings

FRAME:

12 x 4 x 5/16 in. (30 x 10 x .8 cm)
HSLA cold formed steel main frame
w/high strength reinforcement plates

STEERING:

Hydraulic w/flow control pump and load sensing dual displacement steering valve

FUEL TANK:

Fuel - 150 gal. (568 liters)
DEF - 28 gal. (106 liters)

BATTERY:

Two 12 volt heavy-duty, low maintenance, 950 cold cranking amps

CHASSIS VEHICLE RATED CAPACITY (STATIC):

Front axle - 16,000 lbs. GAWR
Rear axle - 34,000 lbs. GAWR
Total - 50,000 lbs. GAWR

DIMENSIONS CHASSIS ONLY:

Wheelbase - 268 in.
(22 ft. 4 in./ 6.8 m)
Cab to Axle - 114 in.
(9 ft. 6 in./ 2.89 m)
Cab to end of frame - 149 in.
(12 ft. 5 in./3.78 m)
Overall length - 338 in.
(28 ft. 2 in./ 8.58 m)
Overall width - 138 in.
(11 ft. 6 in./ 3.5 m)
Overall height -
Titan 3030 (66/66 in. tire)
142.5 in. (11 ft. 10.5 in./ 3.62 m)
Titan 3530 (66/73 in. tire)
142.75 in. (11 ft. 10.75 in./ 3.63 m)
Weight -
Titan 3030 - 22,610 lbs. (10,256 kg)
Titan 3530 - 23,620 lbs. (10,714 kg)

BRAKES:

Front - Air (36 cu. in. chamber) over hydraulic applied 28 in. disc brake w/dual piston floating caliper
Rear - 16.5 x 5 in. with 36 cu. in. chambers, air applied
Parking - spring applied, electric activated air release

CAB:

132 cu. ft. of interior space and total glass area of 90.1 sq. ft. with a one piece curved windshield
Optima air seat with swivel, lumbar and ride firmness
Instructional seat

**TITAN 3000 SERIES CHASSIS
US PRICE LIST**

**(Ex Works Benson, MN)
Standard Equipment**

CAB: (continued)

Right armrest control center that moves with the seat and is adjustable for operator comfort
LH flip-up armrest
LH forward opening access
RH swing out window
Tilt/telescoping steering column with soft grip steering wheel, integrated control pod with self-canceling turn signal and head light dimming switch
Foot activated release for easier steering wheel adjustment
Automatic Temperature Control (heater & AC) with front console mounted vents and activated charcoal fresh air filter
RH A-post mounted instrumentation for better visibility

CAB: (continued)

Wired for radio includes antenna and four speakers
Radio antenna transport hold-down clip
Mounting for business radio includes power lead
Cab interior illumination provided by a dome light, map light and opera light located above the right armrest control center
Exterior platform/step light in cab roof cap
Three speed front wiper/washer (intermittent, low, high)
Eight auxiliary 12V power outlets
Front and rear visor
Auxiliary controller mounting points on RH A-post

MISCELLANEOUS:
Front mud flap

**TITAN 3000 SERIES CHASSIS
US PRICE LIST**

(Ex Works Benson, MN)

Models

COMMERCIAL MODEL	ENGINE POWER	TRACTION	CHASSIS	Weight	List Price
TITAN 3030	330 HP	w/Aux Transmission	3WHL CHASSIS	22,610 LB	\$220,570.00
TITAN 3030	330 HP	w/o Aux Transmission	3WHL CHASSIS	22,610 LB	\$208,260.00
TITAN 3530	400 HP	w/Aux Transmission	3WHL CHASSIS	23,620 LB	\$232,143.00
TITAN 3530	400 HP	w/o Aux Transmission	3WHL CHASSIS	23,620 LB	\$219,647.00

Factory Supplied Options

Order Code	Description	Weight	List Price
------------	-------------	--------	------------

OPERATOR'S CAB

SD_05127 CAB/CANOPY

423533	CASE IH Deluxe Surveyor Cab		No Charge
423534	CASE IH Luxury Surveyor Cab		\$1,468.00

ADAPTER KITS

SD_P1001 BED OPTIONS

423501	810 Flex-Air applicator		No Charge
423502	610 Liquid system		No Charge
423503	No bed option selected		\$368.00

MIRRORS

SD_05132 REARVIEW MIRRORS

722702	Manual adjustable mirrors		No Charge
722701	Power adjustable mirrors		\$921.00

FRONT TIRE

SD_13005 FRONT TIRE

8120578	Firestone 66 x 43 x 25 16PR		No Charge
8120608	Michelin 1000/50R25 radial		\$2,612.00
8120618	Goodyear 1000/50R25 radial		\$576.00

**TITAN 3000 SERIES CHASSIS
US PRICE LIST**

(Ex Works Benson, MN)

	422451	Firestone 73 x 44 x 32 16PR			\$3,059.00
	422450	Goodyear 1050/50 R32			\$2,466.00
	422440	Michelin 1050/50 R32			\$2,938.00

REAR TIRES

SD 09010 REAR TIRES

	8100528	Firestone 66x43.00x25 16PR			No Charge
	8100548	Michelin 1000/50R25 radial			\$5,219.00
	8100568	Goodyear 1000/50R25 radial			\$1,151.00
	8100518	Firestone 73x44.00x32 16PR			\$6,117.00
	8100558	Michelin 1050/50R32 radial			\$5,875.00
	8100578	Goodyear 1050/50R32 radial			\$4,931.00

FIELD HEADLIGHTS

SD 06066 LIGHTING

	423509	Halogen field center headlight			No Charge
	423508	H.I.D. field center headlight			\$639.00
	421825	Deluxe H.I.D. field lightgroup			\$3,905.00

OPERATOR'S MANUAL

SD 29046 MARKET

	423510	North American English			No Charge
--	--------	------------------------	--	--	-----------

OTHER EQUIPMENT - APP

FENDERS

SD 18010 FENDERS

	X18010X	No fenders			No Charge
	423710	Fenders for rear tires			\$1,756.00

MUD FLAPS

SD_P6503 MUD FLAPS 4 PIECE

	XP6503X	No mud flaps, 4 piece			No Charge
	423523	Mud flaps, 4 piece For front and rear of rear fender			\$617.00

SD_P6504 MUD FLAPS, REAR OF

	XP6504X	No mud flaps, rear of rear			No Charge
--	---------	----------------------------	--	--	-----------

**TITAN 3000 SERIES CHASSIS
US PRICE LIST**

(Ex Works Benson, MN)

	423519	Mud flaps, rear of rear - 2 For rear of rear fender			\$308.00
--	--------	---	--	--	----------

GUIDANCE

SD 27002 AFS ACCUGUIDE

	X27002X	No AFS AccuGuide Ready			No Charge
	423725	Factory AFS AccuGuide Ready			\$5,614.00

SD 27003 ANTENNA/RECEIVER

Factory Installed Receiver					
	X27003X	No Antenna/Receiver			No Charge
	422576	AFS 372 Receiver WAAS/GLONASS enabled Note: An unlock code can be purchased to upgrade WAAS systems to OmniSTAR HP/XP. Upgrade subscriptions sold separately through Parts. Requires Autoguidance Ready.			\$3,245.00
	422575	AFS 372 Receiver-OMNISTAR OmniSTAR HP/XP enabled, WAAS/GLONASS enabled Note: An unlock code can be purchased to upgrade OmniSTAR HP/XP systems to RTK. Upgrade subscriptions, RTK radio and base stations sold separately through Parts. Requires Autoguidance Ready.			\$5,745.00

SD 27011 AUTOGUIDANCE NAV II

	X27011X	No Guidance Nav II controller			No Charge
	425137	AutoGuidance Nav II controller Requires Autoguidance Ready			\$5,408.00

SD 27052 AFS MONITOR READY

	X27052X	No AFS Display Ready			No Charge
	424050	AFS Pro Display Ready Accommodates AFS Pro 700 Display includes harness and ram mount. Requires RH Monitor Mount and Autoguidance Ready.			\$256.00

MONITOR

SD 25016 MONITOR

	X25016X	No Monitor			No Charge
	422539	AFS Pro 700 Display Requires AFS Monitor Ready. Not Required when the AFS Pro 700 is ordered as a controller for the 610 Liquid System.			\$5,083.00

**TITAN 3000 SERIES CHASSIS
US PRICE LIST**

(Ex Works Benson, MN)

SD_25023 MONITOR MOUNTING

	X25023X	No monitor mounting bar			No Charge
	423753	RH window/monitor mounting bar			\$278.00

LIGHTS

SD_06030 LIGHTS AUX

	X06030X	No auxiliary lighting			No Charge
	423530	Auxiliary lighting package Includes 2 backup lights and 2 walkway mounted boom lights Requires Fenders			\$274.00

SD_30047 BEACON

	X30047X	No Beacon Light			No Charge
	783116	Single Beacon Light			\$379.00
	424535	Dual Beacon Lights			\$723.00

RADIO

SD_05136 RADIO OPTION

	X05136X	No Radio			No Charge
	423515	Delphi AM / FM CD radio			\$628.00

MISCELLANEOUS

SD_02061 REMOTE THROTTLE

	X02061X	No remote throttle			No Charge
	423529	External remote throttle chassis only			\$651.00

SD_05135 AUXILIARY MIRRORS

	X05135X	No auxiliary mirrors			No Charge
		810 Flex-Air or Chassis only			
	423525	Mirror low mount			\$459.00
		610 Liquid System only			
	423527	Mirror boom			\$173.00

SD_39004 FRAME EXTENSION

	X39004X	No frame extension			No Charge
	423513	Frame extension 12 in. chassis only			\$242.00
	423511	Frame extension 18 in. chassis only			\$262.00

SD_50038 ACCESSORY KIT

	X50038X	No accessory kit			No Charge
--	---------	------------------	--	--	-----------

**TITAN 3000 SERIES CHASSIS
US PRICE LIST**

(Ex Works Benson, MN)

	423518	Accessory kit First aid kit, fire extinguisher and air hose package			\$207.00
--	--------	---	--	--	----------

**TITAN 4000 SERIES CHASSIS
US PRICE LIST**

**(Ex Works Benson, MN)
Standard Equipment**

ENGINE:

Case IH FPT 8.7L turbocharged, after-cooled, electronic controlled diesel engine equipped with 120V block and intake air grid heater
Tier 4 SCR engine technology
Titan 4030 330 hp @ 2100 RPM
Titan 4530 400 hp @ 2100 RPM
Heavy-duty 150 amp alternator, air compressor, high & low speed RPM cruise control

TRANSMISSION:

Titan 4030 Allison 3000 RDS 6 speed automatic (12 speed)
Titan 4530 Allison 3000 RDS 6 speed automatic w/2 speed Fabco auxiliary (24 speed)

REAR AXLE:

Axle Tech PRC 674 2 speed w/wheel end planetary

FRONT AXLE:

Axle Tech MS-25, 6.375 in. (162 mm) tubular drop axle

FRAME:

10 x 4 x 3/8 in. (25 x 10 x 1 cm) rectangular tube

STEERING:

Hydraulic w/flow control pump and load sensing dual displacement steering valve

FUEL TANK:

Fuel - 150 gal. (568 liters)
DEF - 28 gal. (106 liters)

BATTERY:

Two 12 volt heavy-duty, low maintenance, 950 cold cranking amps

CHASSIS VEHICLE RATED CAPACITY (STATIC):

Front axle - 16,000 lbs. GAWR
Rear axle - 34,000 lbs. GAWR
Total - 50,000 lbs. GAWR

DIMENSIONS CHASSIS ONLY:

Wheelbase - 180 in.
(15 ft./ 4.57 m)
Cab to Axle - 114 in.
(9 ft. 6 in./ 2.89 m)
Cab to end of frame - 149 in.
(12 ft. 5 in./3.78 m)
Overall length - 303 in.
(25 ft. 3 in./ 7.7 m)
Overall width - 138 in.
(11 ft. 6 in./ 3.5 m)
Overall height -
Titan 4030 (48/66 in. tire)
140.5 in. (11 ft. 8.5 in./ 3.57 m)
Titan 4530 (54/73 in. tire)
143 in. (11 ft. 11 in./ 3.63 m)
Weight -
Titan 4030 - 21,550 lbs. (9,775 kg)
Titan 4530 - 22,560 lbs. (10,233 kg)

BRAKES:

Front - 16.5 x 6 in. air applied, spring released w/30 cu. in. chambers
Rear - 16.5 x 5 in. air applied, spring released w/36 cu. in. chambers
Parking - spring applied, electric activated air release

CAB:

132 cu. ft. of interior space and total glass area of 90.1 sq. ft. with a one piece curved windshield
Optima air seat with swivel, lumbar and ride firmness
Instructional seat

**TITAN 4000 SERIES CHASSIS
US PRICE LIST**

**(Ex Works Benson, MN)
Standard Equipment**

CAB: (continued)

Right armrest control center that moves with the seat and is adjustable for operator comfort
LH flip-up armrest
LH forward opening access
RH swing out window
Tilt/telescoping steering column with soft grip steering wheel, integrated control pod with self-canceling turn signal and head light dimming switch
Foot activated release for easier steering wheel adjustment
Automatic Temperature Control (heater & AC) with front console mounted vents and activated charcoal fresh air filter
RH A-post mounted instrumentation for better visibility

CAB: (continued)

Wired for radio includes antenna and four speakers
Radio antenna transport hold-down clip
Mounting for business radio includes power lead
Cab interior illumination provided by a dome light, map light and opera light located above the right armrest control center
Exterior platform/step light in cab roof cap
Three speed front wiper/washer (intermittent, low, high)
Eight auxiliary 12V power outlets
Front and rear visor
Auxiliary controller mounting points on RH A-post

**TITAN 4000 SERIES CHASSIS
US PRICE LIST**

(Ex Works Benson, MN)

Models

COMMERCIAL MODEL	ENGINE POWER	TRACTION	CHASSIS	Weight	List Price
TITAN 4030	330 HP	w/Aux Transmission	4WHL CHASSIS	21,550 LB	\$226,667.00
TITAN 4030	330 HP	w/o Aux Transmission	4WHL CHASSIS	21,550 LB	\$214,583.00
TITAN 4530	400 HP	w/Aux Transmission	4WHL CHASSIS	22,560 LB	\$237,936.00
TITAN 4530	400 HP	w/o Aux Transmission	4WHL CHASSIS	22,560 LB	\$225,852.00

Factory Supplied Options

Order Code	Description	Weight	List Price
------------	-------------	--------	------------

OPERATOR'S CAB

SD 05127 CAB/CANOPY

423533	CASE IH Deluxe Surveyor Cab		No Charge
423534	CASE IH Luxury Surveyor Cab		\$1,468.00

ADAPTER KITS

SD P1001 BED OPTIONS

423501	810 Flex-Air applicator		No Charge
423502	610 Liquid system		No Charge
423503	No bed option selected		\$368.00

MIRRORS

SD 05132 REARVIEW MIRRORS

722702	Manual adjustable mirrors		No Charge
722701	Power adjustable mirrors		\$921.00

FRONT TIRE

SD 13005 FRONT TIRE

8120548	Goodyear 54 x 31 x 26 16PR STG		No Charge
8120598	Goodyear 54 x 31 x 26 radial		\$268.00
8120558	Alliance 750/45R x 26.5		\$356.00

**TITAN 4000 SERIES CHASSIS
US PRICE LIST**

(Ex Works Benson, MN)

	8120588	Michelin 750/50R26			\$3,021.00
--	---------	--------------------	--	--	------------

REAR TIRES

SD_09010 REAR TIRES

	8100528	Firestone 66x43.00x25 16PR			No Charge
	8100548	Michelin 1000/50R25 radial			\$5,219.00
	8100568	Goodyear 1000/50R25 radial			\$1,151.00
	8100518	Firestone 73x44.00x32 16PR			\$6,117.00
	8100558	Michelin 1050/50R32 radial			\$5,875.00
	8100578	Goodyear 1050/50R32 radial			\$4,931.00

FIELD HEADLIGHTS

SD_06066 LIGHTING

	423509	Halogen field center headlight			No Charge
	423508	H.I.D. field center headlight			\$639.00
	421825	Deluxe H.I.D. field lightgroup			\$3,905.00

OPERATOR'S MANUAL

SD_29046 MARKET

	423510	North American English			No Charge
--	--------	------------------------	--	--	-----------

OTHER EQUIPMENT - APP

FENDERS

SD_18010 FENDERS

	X18010X	No fenders			No Charge
	423710	Fenders for rear tires			\$1,756.00

MUD FLAPS

SD_P6501 MUD FLAPS, 6 PIECE

	XP6501X	No mud flaps, 6 piece			No Charge
	423520	Mud flaps, 6 piece set			\$925.00

SD_P6502 MUD FLAPS, FRONT OF

	XP6502X	No mud flaps, front of rear			No Charge
	423524	Mud flaps, front of rear - 2 For front of rear fender			\$308.00

**TITAN 4000 SERIES CHASSIS
US PRICE LIST**

(Ex Works Benson, MN)

SD_P6504 MUD FLAPS, REAR OF

	XP6504X	No mud flaps, rear of rear			No Charge
	423519	Mud flaps, rear of rear - 2 For rear of rear fender			\$308.00

GUIDANCE

SD_27002 AFS ACCUGUIDE

	X27002X	No AFS AccuGuide Ready			No Charge
	423725	Factory AFS AccuGuide Ready			\$5,614.00

SD_27003 ANTENNA/RECEIVER

Factory Installed Receiver					
	X27003X	No Antenna/Receiver			No Charge
	422576	AFS 372 Receiver WAAS/GLONASS enabled Note: An unlock code can be purchased to upgrade WAAS systems to OmniSTAR HP/XP. Upgrade subscriptions sold separately through Parts. Requires Autoguidance Ready.			\$3,245.00
	422575	AFS 372 Receiver-OMNISTAR OmniSTAR HP/XP enabled, WAAS/GLONASS enabled Note: An unlock code can be purchased to upgrade OmniSTAR HP/XP systems to RTK. Upgrade subscriptions, RTK radio and base stations sold separately through Parts. Requires Autoguidance Ready.			\$5,745.00

SD_27011 AUTOGUIDANCE NAV II

	X27011X	No Guidance Nav II controller			No Charge
	425137	AutoGuidance Nav II controller Requires Autoguidance Ready			\$5,408.00

SD_27052 AFS MONITOR READY

	X27052X	No AFS Display Ready			No Charge
	424050	AFS Pro Display Ready Accommodates AFS Pro 700 Display includes harness and ram mount. Requires RH Monitor Mount and Autoguidance Ready.			\$256.00

MONITOR

SD_25016 MONITOR

	X25016X	No Monitor			No Charge
--	---------	------------	--	--	-----------

**TITAN 4000 SERIES CHASSIS
US PRICE LIST**

(Ex Works Benson, MN)

	422539	AFS Pro 700 Display Requires AFS Monitor Ready. Not Required when the AFS Pro 700 is ordered as a controller for the 610 Liquid System.			\$5,083.00
--	--------	---	--	--	------------

SD_25023 MONITOR MOUNTING

	X25023X	No monitor mounting bar			No Charge
	423753	RH window/monitor mounting bar			\$278.00

LIGHTS

SD_06030 LIGHTS AUX

	X06030X	No auxiliary lighting			No Charge
	423530	Auxiliary lighting package Includes 2 backup lights and 2 walkway mounted boom lights Requires Fenders			\$274.00

SD_30047 BEACON

	X30047X	No Beacon Light			No Charge
	783116	Single Beacon Light			\$379.00
	424535	Dual Beacon Lights			\$723.00

RADIO

SD_05136 RADIO OPTION

	X05136X	No Radio			No Charge
	423515	Delphi AM / FM CD radio			\$628.00

MISCELLANEOUS

SD_02061 REMOTE THROTTLE

	X02061X	No remote throttle			No Charge
	423529	External remote throttle chassis only			\$651.00

SD_05135 AUXILIARY MIRRORS

	X05135X	No auxiliary mirrors			No Charge
		810 Flex-Air or Chassis only			
	423525	Mirror low mount			\$459.00
		610 Liquid System only			
	423527	Mirror boom			\$173.00

SD_39004 FRAME EXTENSION

	X39004X	No frame extension			No Charge
	423513	Frame extension 12 in. chassis only			\$242.00
	423511	Frame extension 18 in. chassis only			\$262.00

**TITAN 4000 SERIES CHASSIS
US PRICE LIST**

(Ex Works Benson, MN)

SD_50038 ACCESSORY KIT

	X50038X	No accessory kit			No Charge
	423518	Accessory kit First aid kit, fire extinguisher and air hose package			\$207.00



PURCHASED PROTECTION

Pricing and program details can be found on the Dealer Portal or by contacting the CPP hotline @ 1-866-606-1802. Not all models are eligible for CPP.

**810 FLEX-AIR
US PRICE LIST**

**(Ex Works Benson, MN)
Standard Equipment**

HOPPER MATERIAL:

409 stainless steel

HOPPER SCREEN:

Stainless steel with hinged access manhole that completely covers the top of the hopper

BOOM:

60 ft./18.3 m mid-ship mounted,
20 adjustable outlets spaced at
36 in./91 cm (available with
2.5 or 3.0 in. tubes)

70 ft./21.3 m mid-ship mounted,
20 adjustable outlets spaced at
42 in./107 cm (available with
2.5 in. tubes only)

All booms configured with four 3.0 in.
rear tubes in the center of the
machine

All booms are horizontal floating and
feature the patented "Field Leveler"™
independent suspension. Right and
left shutoff is standard for half swath
applications.

METERING SYSTEM:

Synchronized right and left side
conveyors meter product into 20
individual venturi tubes for delivery to
each boom outlet. Conveyor belts are
26.5 in. EPDM chemical resistant
material. Right or left boom shutoff
eliminates double application.

BLOWER (FANS):

Dual high volume centrifugal, up to
100 plus mph air velocity

HYDRAULIC PUMPS:

Sauer-Danfoss 90 Series and
Rexroth A10V

MISCELLANEOUS:

Hydraulic cylinder operates gate on
bottom of hopper for transit

Pneumatic cylinder operates gate on
bottom of auger for unloading and
clean-out

CAPACITY:

Single product system - 287 cu. ft.
Double product system

287 cu. ft. + 50 cu. ft. or
171 cu. ft. + 175 cu. ft.

Triple product system

171 cu. ft. + 125 cu. ft.
+ 50 cu. ft.

Weight

Single product system
6,560 lbs./2,976 kg

Double product system (50 cu. ft.)
w/augers

7,500 lbs./3,402 kg (estimate)

Triple product system (50 cu. ft.)
w/augers

7,680 lbs./3,484 kg

Width - 143 in. (11 ft. 11 in./3.6 m)
booms folded

Length - 172 in. (14 ft. 4 in./4.4 m)

Height - 87 in. (7 ft. 3 in./2.2 m)

**810 FLEX-AIR
US PRICE LIST**

(Ex Works Benson, MN)

Models

COMMERCIAL MODEL	CHASSIS	Weight	List Price
810 FLEX-AIR 3-WHL	3WHL CHASSIS	7,680 LB	\$103,322.00
810 FLEX-AIR 4-WHL	4WHL CHASSIS	7,680 LB	\$103,322.00

Factory Supplied Options

Order Code	Description	Weight	List Price
------------	-------------	--------	------------

DISTRIBUTION SYSTEMS/HOPPERS

SD_P8101 BINS

Single Product System			
	423758	Single Product	No Charge
Double Product System			
	423761	Double Product 50 cu. ft.	\$13,196.00
	423762	Double 6 in. augers 50 cu. ft.	\$19,013.00
Triple Product System			
	423764	Triple 6 in. augers 50 cu. ft.	\$23,047.00

DOUBLE PRODUCT METERING WHEEL/APPLICATION

SD_16018 C0-APPLICATOR FOR DBL/TPL

	X16018X	No Selection - Single Product	No Charge
Co-App - Select 1 for DBL/TPL			
	423767	Metering whls, 4-50 lbs/acre	\$1,023.00
	423768	Metering whls, 10-180 lbs/acre	\$1,023.00
	423769	Metering whls, 15-360 lbs/acre	\$1,023.00

TRIPLE PRODUCT SUPPLEMENTAL METERING WHEELS

SD_16078 SUPPLEMENTAL FOR TRIPLE

	X16078X	No Selection - sgl/dbl only	No Charge
Supplemental-select 1 for TPL			
	424311	Metering whls 4-50 lbs/acre	\$1,023.00
	424312	Metering whls 10-180 lbs/acre	\$1,023.00
	424313	Metering whls 15-360 lbs/acre	\$1,023.00

**810 FLEX-AIR
US PRICE LIST**

(Ex Works Benson, MN)

BOOM CONFIGURATION AND TUBES

SD_P6102 BOOMS

Mid-Ship Boom					
	423783	60 ft. w/2.5 in. boom tubes and 3 in. center tubes - for all product systems			(\$2,412.00)
	423784	60 ft. w/3 in. boom tubes and 3 in. center tubes - for all product systems			\$403.00
	423785	70 ft. w/2.5 in. boom tubes and 3 in. center tubes - for single product systems			No Charge
Mid-Ship Boom DBL/TPL Prod Sys					
	423786	70 ft. w/ auto tip fold with 2.5 in boom and 3.0 in center tubes. Must order CASE IH Viper Pro. For double and triple product systems.			\$563.00

APPLICATION CONTROLS

SD_25008 CONTROLLER

For Single Product System					
	424039	Case IH SCS 5000 with/without Liquid Product System			No Charge
	449369	DISPLAY CIH VIPER 4 Includes single product VRA unlocked. AccuBoom feature comes standard on the 810 FLEX-AIR Applicator, no additional keys or nodes to purchase.			\$7,529.00

LIQUID PRODUCT SYSTEM

SD_P8807 LIQUID SYSTEM

	XP8807X	No liquid product system For 60 ft. or 70 ft. booms without liquid product system			No Charge
Liquid Product System					
	423799	60 ft. boom w/2.5 in. tubes 500 gallon w/75 gallon rinse system includes remote throttle			\$20,300.00
	423800	70 ft. boom w/2.5 in. tubes 500 gallon w/75 gallon rinse system includes remote throttle			\$20,436.00
	423801	60 ft. boom w/3 in. tubes 500 gallon w/75 gallon rinse system includes remote throttle			\$20,300.00

**810 FLEX-AIR
US PRICE LIST**

(Ex Works Benson, MN)

OPERATOR'S MANUAL

SD 29046 MARKET

	423810	North American English			No Charge
--	--------	------------------------	--	--	-----------

OTHER EQUIPMENT - APP

CHEMICAL EDUCTOR

SD 25004 CHEMICAL EDUCTOR

	X25004X	No chemical eductor			No Charge
	423811	Chemical eductor for liquid product system			\$1,383.00

FOAM MARKERS

SD P8302 FOAM MARKERS

	XP8302X	No Foam marker			No Charge
	423809	Foam marker - 60/70 ft. boom 70 Gallon			\$3,445.00

METERING WHEELS

SD 16020 CO-AP WHEELS 4-50

	X16020X	No metering whls 4-50 lbs.			No Charge
	423812	Metering whls, 4-50 lbs./acre extra set			\$1,023.00

SD 16069 CO-AP WHEELS 10-180

	X16069X	No metering whls 10-180 lbs.			No Charge
	423813	Metering whls 10-180 lbs./acre extra set			\$1,023.00

SD 16070 CO-AP WHEELS 15-360

	X16070X	No metering whls 15-360 lbs.			No Charge
	423814	Metering whls 15-360 lbs./acre extra set			\$1,023.00

PRESSURE WASHER

SD 05121 PRESSURE WASHER

	X05121X	No pressure washer			No Charge
	423818	For unit w/liquid product sys 65 gallon			\$3,628.00

**810 FLEX-AIR
US PRICE LIST**

(Ex Works Benson, MN)

		423819	For unit w/liquid product sys 75 gallon			\$3,285.00
--	--	--------	---	--	--	------------

MISCELLANEOUS

SD_P8805 FLIP TOP TARP

		XP8805X	No flip top tarp			No Charge
		423815	Flip top tarp			\$829.00

**APPLICATION - 610 LIQUID SYSTEM
US PRICE LIST**

**(Ex Works Benson, MN)
Standard Equipment**

PRODUCT TANK:

304 stainless steel tank -
1,800 or 2,000 gal.
12 gauge shell
Dome heads
Internal baffle - 1 on 1,800 gal.
or 2 on 2,000 gal.
Full length sump
2 in. removable sparger tube
Top tank venting
1.5 in./4 cm sight gauge w/stainless
steel indicator
Product tank is neoprene rubber
mounted on three wide band skids
on 1,800 gal. tank (four wide band
skids on 2,000 gal. tank) located in
the same area as the dome and baffle.
Skid mounted to chassis frame with
hardwood spacer.

BOOM:

Boom options are 70 ft. (21.3 m) and
60/85 ft. (18.2/25.9 m)
70 ft. (21.3 m) and 60/85 ft. (18.2/25.9 m)
are available with 1.5 in. (38 mm) hose
with nozzles spaced at 30 in. (762 mm)
and 60 in. (1524 mm) spacing.
60/85 ft. booms are also available with
a 2 in. (51 mm) stainless steel wet
boom with 30 in. (762 mm) spacing.
All boom options include nozzle stops

CAPACITY:

Tank:
1,800 gal. (6,814 liters)
2,000 gal. (7,571 liters)
Weight:
7,370 lbs./3,343 kg (1,800 gal.)
7,620 lbs./3,456 kg (2,000 gal.)
Width:
144 in. (12 ft./3.66 m) booms folded
Length:
336 in. (28 ft./8.5 m)
Height:
96 in. (8 ft./2.4 m)

PRODUCT PUMP:

Defco 7600 (hydraulic driven)

PLUMBING:

4 in. (10 cm) suction hoses from
tank to pump
4 in. (10 cm) tank shutoff valve
4 in. (10 cm) suction valve
4 in. (10 cm) load valve
3 in. (7.6 cm) throttling valve
2 in. (5 cm) valves are used for the
sparger control and dual 2 in. (5 cm)
air-operated boom feed valves

MISCELLANEOUS:

Rear ladder
Remote throttle

**APPLICATION - 610 LIQUID SYSTEM
US PRICE LIST**

(Ex Works Benson, MN)

Models

COMMERCIAL MODEL	TANK SIZE	Weight	List Price
610 LIQ_SYS 1800 GAL	1,800	7,620 LB	\$85,201.00
610 LIQ_SYS 2000 GAL	2,000	7,620 LB	\$89,023.00

Factory Supplied Options

Order Code	Description	Weight	List Price
------------	-------------	--------	------------

MOUNTING KITS

SD_39016 MOUNTING KITS

For Titan 4000 Series			
423756	Mounting kit - 4000 series		No Charge
For Titan 3000 Series			
423757	Mounting kit - 3000 series		No Charge

LIQUID SUPPLY PUMP

SD_20160 LIQUID SUPPLY PUMP

For Titan 3020/3520			
423765	Product pump - 3000 series Defco 7600 hydraulic driven		No Charge
For Titan 4020/4520			
423766	Product pump - 4000 series Defco 7600 hydraulic driven		No Charge

BOOM AND NOZZLE SPACING

SD_P6102 BOOMS

70 ft. Dry Boom 1-1/2" hose			
423773	30 in. spacing, 3 section with Boom Stabilizer and Dampener - includes nozzle stops		(\$9,233.00)
423774	30 in. spacing, 5 section with Boom Stabilizer and Dampener - includes nozzle stops		(\$8,945.00)
423775	60 in. spacing, 3 section with Boom Stabilizer and Dampener - includes nozzle stops		(\$10,735.00)

**APPLICATION - 610 LIQUID SYSTEM
US PRICE LIST**

(Ex Works Benson, MN)

	423776	60 in. spacing, 5 section with Boom Stabilizer and Dampener - includes nozzle stops			(\$10,450.00)
60/85 ft. Dry Boom 1-1/2" hose					
	423777	30 in. spacing, 5 section with Boom Stabilizer and Dampener - includes nozzle stops			No Charge
	423779	60 in. spacing, 5 section with Boom Stabilizer and Dampener - includes nozzle stops			(\$1,714.00)
60/85 ft. Wet Boom - 2" tube					
	423781	30 in. spacing, 5 section with Boom Stabilizer and Dampener - includes nozzle stops			\$12,284.00

MONITOR/CONTROLLER

SD_25008 CONTROLLER

	424561	Case IH Display Ready			No Charge
	424039	Case IH SCS 5000			\$2,813.00
	422542	Case IH AFS Pro 700			\$5,083.00
	449369	DISPLAY CIH VIPER 4 Includes single product VRA unlocked			\$10,342.00

FENCE ROW NOZZLES

SD_P8803 FENCE ROW

	XP8803X	No fence row nozzles			No Charge
Right and Left					
	423796	Dry boom fence row nozzles			\$540.00
	423797	Wet boom fence row nozzles			\$540.00

LINE RECOVERY

SD_P8806 LINE RECOVERY

	XP8806X	No line recovery			No Charge
70 ft./21.3 m Dry Boom					
	423802	30 in./76 cm spacing			\$660.00
	423803	60 in./1.5 m spacing			\$660.00
60/85 ft./18.2/25.9 m Dry Boom					
	423804	30 in./76 cm spacing			\$660.00
	423805	60 in./1.5 m spacing			\$660.00
60/85 ft./18.2/25.9 m Wet Boom					
	423806	30 in./76 cm spacing			\$660.00

**APPLICATION - 610 LIQUID SYSTEM
US PRICE LIST**

(Ex Works Benson, MN)

FOAM MARKERS WITH ELECTRONIC FOAM CONCENTRATE PUMP

SD_P8302 FOAM MARKERS

	XP8302X	No Foam marker			No Charge
	423807	Foam marker - 70 ft. boom			\$3,537.00
	423808	Foam marker - 60/85 ft. boom			\$3,537.00

CHEMICAL EDUCTOR

SD 25004 CHEMICAL EDUCTOR

	X25004X	No chemical eductor			No Charge
	423811	Chemical eductor			\$798.00

OPERATOR'S MANUAL

SD 29046 MARKET

	423510	North American English			No Charge
--	--------	------------------------	--	--	-----------

OTHER EQUIPMENT - APP

PRESSURE WASHER

SD_05121 PRESSURE WASHER

	X05121X	No pressure washer			No Charge
		Internal tank rinse/ext. wash			
	449298	135 gal			\$2,801.00
	449297	135 gal external high pressure			\$5,217.00

AGRICULTURAL EQUIPMENT

U.S. PRICE LIST

SOIL PREPARATION

PL-100 SP REVISION 38

SAP PRICE LIST 021 CH

EFFECTIVE DECEMBER 1, 2013

THIS IS A COMPLETE REVISION

This Complete Revision includes new or revised information and replaces all prior revisions.

The products included in this price list are eligible for the Performance Plus Program.

The prices included in this revision supersede any prices established prior to the effective date shown unless specifically identified in a price bulletin as superseding this price list.

Copyright 2013 By

CNH America LLC



GENERAL INFORMATION

ADVANCE FREIGHT

Advance freight will be added to the machinery invoice as a separate net charge for machinery shipped from field locations or from other than specified Ex Works locations.

PRICES

Prices are Ex Works factory, where the goods are manufactured, except where noted. For detailed information concerning prices, please refer to your OPERATING GUIDE.

CONTENTS OF ORGANIZATION

CNH America LLC issues price lists and revisions covering each Case IH contract. The U.S. Price List is published in U.S. funds and the Canadian Price List is published in Canadian funds. Ensure that you are using the correct price list. U.S. or Canada is referenced at the top of each page and the Canadian price lists have a Maple Leaf on the price list cover page.

Freight, duty and sales taxes are NOT included in any wholegoods or attachment prices shown in the price list. Any appropriate freight, duty, Federal, State, and Provincial taxes will be added to the machinery invoice as separate net charges.

PROCEDURE

The price pages for each machine (or group of machines) lists both "Factory Supplied Options" and/or "Factory Supplied Attachments."

Each price list is comprised of the various machines sold under that contract. Each price book section has "Factory Supplied Options" and/or "Factory Supplied Attachments" price pages. When ordering and pricing a machine follow the ordering instructions listed for that machine. Attachments listed following the "Factory Supplied Attachments" heading are available for installation in the field.



GENERAL INFORMATION

DISTRIBUTION OF PRICE LISTS

Price lists and periodic price list revisions will be posted on the Dealer Portal, and distributed electronically when possible.

Printed copies of current price lists, index tabs and binders can be purchased from the Document Management Center (DMC). Orders should be placed only through the DMC web site link located on the Dealer Portal.

Document Management Center (DMC)
2205 Durand Avenue
Racine, WI 53403

DMC customer service:
(for inquiries - not to place orders)
(262)636-7540
Internal E-mail: #NA DMC ORDER CENTER

Complete U.S. Price List is PL-100
Complete Canadian Price List is PLC-100

Periodic price list revisions are usually accompanied by a cover sheet which carries instructions on price page changes and where to insert replacement or new price pages. The revisions are dated and are effective as of that date.



**SOIL PREPARATION
TABLE OF CONTENTS**

DISK HARROWS

TRUE TANDEM 340 DISK HARROW
Standard Features 1
Price List 4
Factory Supplied Attachments 12

TRUE - TANDEM 370 DISK HARROW
Standard Features 15
Price List 18
Factory Supplied Attachments 23
Blade Chart 25

HEAVY - OFFSET 790 DISK HARROW
Standard Features 27
Price List 29
Factory Supplied Attachments 32

VERTICAL TILLAGE

TRUE - TANDEM 330 TURBO
Standard Features 33
Price List 36
Factory Supplied Attachments 39

CHISEL PLOWS

CONSER - TILL 690 MULCH-RIPPER
Standard Features 41
Price List 43
Factory Supplied Attachments 46

FIELD CULTIVATORS

TIGER - MATE 200 FIELD CULTIVATOR
Standard Features 47
Price List 49
Factory Supplied Attachments 60
Configuration and Accessory Charts 66

SOIL CONDITIONERS

CRUMBLER 110 CONDITONER
Standard Features 81
Price List 83
Factory Supplied Attachments 85
Configuration and Accessory Charts 86

CRUMBLER 160 CONDITONER FOR PRIMARY TILLAGE
Standard Features 87
Price List 88

**TRUE-TANDEM 340 DISK HARROW
US PRICE LIST**

Standard Equipment

HITCH:

Spring cushioned self-leveling with "Perfect Hitch" tongue for tractor auto-pin compatibility for clevis-type tractor drawbar.

FRAME:

Heavy welded tubing and cross-bracing for durability;
19 - 22 ft. sizes use 4 x 6 in. fore-aft tubes;
25 - 31ft. sizes use 6 x 6 in. fore-aft tubes; and
34 ft. size uses twin fore-aft tubes (4 x 6 in. and 6 x 6 in.)
42/47 ft. sizes uses 6 x8 in. tubes on mainframe and 6 x6 in.) tubes on wings

UNITIZED GANGS (pre-assembled):

Rectangular tube gang bars 5 x 3 in. w/bolted on heavy-duty nodular iron bearing standards
Rigid Gang Bearing - Cartridge type regreasable, triple-sealed self-aligning ball bearings mounted to a high strength steel flange mount.
Cushion Gang Bearing - Precision type regreasable, triple sealed trunnion mounted bearing with bushings in a nodular iron housing.
18° angle front and rear
1-1/2 in. round spring steel arbor bolts
Nodular iron spacing spools with machined ends
Spacing: 7.5 in. (recommended for seedbed) or 9 in. (recommended for primary tillage or higher residue conditions)
Flex or Rigid Arm Spring type scrapers adjustable individually or by complete gang.
Integral furrow filler on rear gang

BLADES:

Earth Metal crimped center disk blades
Diameter: 20 in. or 22 in.
Thickness: .177 in., .197 in. and .256 in. are available
Two blade edges are available:
* Solid - recommended for general purpose and rocky conditions
* #11 (reverse bevel) solid edge - Blades are sharper than standard solid blades; recommended for high residue conditions and non-rocky tough dry soils.

WHEELS AND TIRES:

19 - 22 ft. sizes
Dual 6-bolt heavy-duty hubs with replaceable spindles, with 12.5L x 15 10PR tires on MF; single 6-bolt heavy-duty hubs with replaceable spindles, with 11L x 15 8PR tires on wings
25 - 34 ft. sizes
Walking tandem axles with 8-bolt heavy-duty hubs with replaceable spindles, with 12.5L x 15 FI (load range F) tires on MF; Dual 6-bolt heavy-duty hubs with replaceable spindles, with 11L x 15 8PR tires on wings
42/47 ft. size
Walking tandem axles with 8-bolt heavy-duty hubs with replaceable spindles, with 16.5 x 16.1 FI (load range E) tires on MF
Walking tandem 6-bolt heavy-duty hubs with replaceable spindles, with 12.5L x 15 FI (load range D) tires on all wings
Adjustable castoring gauge wheels on outer wings with 9.5L x 15 FI (load range E) tires

**TRUE-TANDEM 340 DISK HARROW
US PRICE LIST**

Standard Equipment

HYDRAULICS AND TRANSPORT

SYSTEM:

Single point depth adjustment hydraulic depth control

Master and slave lift system:
 3-1/2 x 8, 3-1/4 x 8 in. hydraulic cylinders on 19 and 22 ft.
 4 x 8, 3-3/4 x 8 hydraulic cylinders on 25 through 31 ft.
 4-1/4 x 8, 4 x 8 hydraulic cylinders on 34ft.

3000 PSI hydraulic cylinders, hoses, fittings

Male ISO couplers on hydraulic hoses to tractor

Hydraulic Folding Wings
 3-1/2 x 42 in. hydraulic cylinders on 19 through 25 ft. machines
 4 x 42 in. hydraulic cylinders on 28 through 34 ft. machines
 42/47 ft. machine
 4 x 36 hydraulic cylinders rear inner wings,
 3-1/2 x 36 in. cylinders front inner wings,
 4 x 36 in. hydraulic cylinders rear outer wings

WORKING WIDTHS

(W/O REAR HARROW):

		@ 7.5 in. Spacing	Recommended Crumbler 110 Size
Nominal			
-----		-----	-----
19 ft.		18 ft. 8 in.	22.5 ft.
22 ft.		22 ft. 2 in.	25 ft.
25 ft.		24 ft. 7 in.	30 ft.
28 ft.		28 ft. 2 in.	32.5 ft.
31 ft.		31 ft. 8 in.	35 ft.
34 ft.		34 ft. 1 in.	37.5 ft.
42 ft.		42 ft. 7 in.	45 ft.
47 ft.		47 ft. 4 in.	50 ft.

		@ 9 in. Spacing	Recommended Crumbler 110 Size
Nominal			
-----		-----	-----
19 ft.		19 ft. 4 in.	25 ft.
22 ft.		22 ft. 2 in.	27.5 ft.
25 ft.		25 ft.	30 ft.
28 ft.		27 ft. 10 in.	32.5 ft.
31 ft.		30 ft. 8 in.	37.5 ft.
34 ft.		33 ft. 7 in.	40 ft.

TRANSPORT WIDTH

(W/O REAR HARROW):

12 ft. 7 in. (3.8 m) on 19 and 22 ft. machines

15 ft. 1 in. (4.6 m) on 25 through 31ft. machines

17 ft. 10 in. (5.4 m) on 34 ft. machine

18 ft. 6 in. (5.6 m) on 42 ft. and 47ft. machines

TRANSPORT HEIGHT

(W/O REAR HARROW):

9 ft. 10 in. (3.0 m) on 19 ft. machine

11 ft. 2 in. (3.4 m) on 22 and 25 ft. machines

12 ft. 6 in. (3.8 m) on 28 ft. machine

13 ft. 9 in. (4.2 m) on 31 and 34 ft. machines

12 ft. 9 in. (3.9 m) on 42 ft. and 47ft machines

**TRUE-TANDEM 340 DISK HARROW
US PRICE LIST**

Standard Equipment

MISCELLANEOUS:

- Front hitch jack
- ASAE Highway transport chain
- Combination warning and tail lights with 7-pin connector
- SMV emblem and reflectors
- Swinging hydraulic hose holder and operator's manual storage container

Engine horsepower required for secondary tillage operations (2 - 4 in. depth).

- 8-12 engine hp/ft
- 19 ft. - 150 - 230 hp
- 22 ft. - 175 - 265 hp
- 25 ft. - 200 - 300 hp
- 28 ft. - 225 - 335 hp
- 31 ft. - 245 - 375 hp
- 34 ft. - 270 - 410 hp
- 42 ft.- 330 - 510 hp
- 47 ft - 375 - 600 hp

REQUIREMENTS FOR OPERATION:

12 volt electrical system and a 7 pin connector wired to supply power to transport lighting

Minimum required tractor hydraulic pressure: 2200 PSI

Up to three hydraulic remote valves

Operating guidelines vary with soil conditions.

Recommended ground speed:
4.5 - 6 mph

Approximate hp conversion note: to convert engine hp to PTO hp multiply by 0.86; to convert engine hp to drawbar hp, multiply by 0.74.

**TRUE-TANDEM 340 DISK HARROW
US PRICE LIST**

Models

COMMERCIAL MODEL	MODEL	WORKING WIDTH	SHANK MOUNT	SPACING	Weight	List Price
340 DISK HARW CSH	340 Disk Harrow TL	19 ft.	Cushion	7.5 in.	10,000 LB	\$34,551.00
340 DISK HARW CSH	340 Disk Harrow TL	19 ft.	Cushion	9 in.	10,000 LB	\$34,296.00
340 DISK HARW CSH	340 Disk Harrow TL	22 ft.	Cushion	7.5 in.	10,000 LB	\$40,952.00
340 DISK HARW CSH	340 Disk Harrow TL	22 ft.	Cushion	9 in.	10,000 LB	\$39,688.00
340 DISK HARW CSH	340 Disk Harrow TL	25 ft.	Cushion	7.5 in.	10,000 LB	\$45,158.00
340 DISK HARW CSH	340 Disk Harrow TL	25 ft.	Cushion	9 in.	10,000 LB	\$44,243.00
340 DISK HARW CSH	340 Disk Harrow TL	28 ft.	Cushion	7.5 in.	10,000 LB	\$50,780.00
340 DISK HARW CSH	340 Disk Harrow TL	28 ft.	Cushion	9 in.	10,000 LB	\$48,615.00
340 DISK HARW CSH	340 Disk Harrow TL	31 ft.	Cushion	7.5 in.	10,000 LB	\$56,358.00
340 DISK HARW CSH	340 Disk Harrow TL	31 ft.	Cushion	9 in.	10,000 LB	\$53,026.00
340 DISK HARW CSH	340 Disk Harrow TL	34 ft.	Cushion	7.5 in.	10,000 LB	\$57,896.00
340 DISK HARW CSH	340 Disk Harrow TL	34 ft.	Cushion	9 in.	10,000 LB	\$53,834.00
340 DISK HARW RIG	340 Disk Harrow TL	19 ft.	Rigid	7.5 in.	10,000 LB	\$32,184.00
340 DISK HARW RIG	340 Disk Harrow TL	19 ft.	Rigid	9 in.	10,000 LB	\$31,673.00
340 DISK HARW RIG	340 Disk Harrow TL	22 ft.	Rigid	7.5 in.	10,000 LB	\$35,911.00
340 DISK HARW RIG	340 Disk Harrow TL	22 ft.	Rigid	9 in.	10,000 LB	\$35,458.00
340 DISK HARW RIG	340 Disk Harrow TL	25 ft.	Rigid	7.5 in.	10,000 LB	\$39,079.00
340 DISK HARW RIG	340 Disk Harrow TL	25 ft.	Rigid	9 in.	10,000 LB	\$39,248.00
340 DISK HARW RIG	340 Disk Harrow TL	28 ft.	Rigid	7.5 in.	10,000 LB	\$44,617.00
340 DISK HARW RIG	340 Disk Harrow TL	28 ft.	Rigid	9 in.	10,000 LB	\$43,933.00
340 DISK HARW RIG	340 Disk Harrow TL	31 ft.	Rigid	7.5 in.	10,000 LB	\$49,403.00
340 DISK HARW RIG	340 Disk Harrow TL	31 ft.	Rigid	9 in.	10,000 LB	\$48,224.00
340 DISK HARW RIG	340 Disk Harrow TL	34 ft.	Rigid	7.5 in.	10,000 LB	\$50,891.00
340 DISK HARW RIG	340 Disk Harrow TL	34 ft.	Rigid	9 in.	10,000 LB	\$50,206.00

**TRUE-TANDEM 340 DISK HARROW
US PRICE LIST**

Models

COMMERCIAL MODEL	MODEL	WORKING WIDTH	SHANK MOUNT	SPACING	Weight	List Price
340 DISK HARW RIG	340 Disk Harrow TL	42 ft.	Rigid	7.5 in.	10,000 LB	\$68,621.00
340 DISK HARW RIG	340 Disk Harrow TL	47 ft.	Rigid	7.5 in.	10,000 LB	\$76,687.00

**TRUE-TANDEM 340 DISK HARROW
US PRICE LIST**

Factory Supplied Options

Order Code	Description	Weight	List Price
------------	-------------	--------	------------

OPTIONAL GANG BEARING

SD_P7901 BEARINGS

		XP7901X	No selection - all sizes		No Charge
		789516	Optional gang bearing		
			if MODEL is 340 Disk Harrow TL and SHANK MOUNT is Rigid and WORKING WIDTH is 34 ft.		\$708.00
			if MODEL is 340 Disk Harrow TL and SHANK MOUNT is Rigid and WORKING WIDTH is 31 ft.		\$1,063.00
			if MODEL is 340 Disk Harrow TL and SHANK MOUNT is Cushion and WORKING WIDTH is 34 ft.		\$2,308.00
			if MODEL is 340 Disk Harrow TL and SHANK MOUNT is Cushion and WORKING WIDTH is 31 ft.		\$3,461.00

SCRAPERS

SD_29040 SCRAPERS

		789517	Rigid arm scraper recommended for heavy soils or lighter residue conditions		No Charge
--	--	--------	---	--	-----------

DISK BLADES

SD_P7301 DISK BLADES

RIGID GANG					
		789520	Rigid Gang-Solid 22 in x .177 7-1/2 inch spacing Solid - 22 in./559 mm x .177 in./4.5 mm front and rear		No Charge
		424901	Rigid Gang- Solid 22 in x .177 9 inch spacing Solid - 22 in./559 mm x .177 in./4.5 mm front and rear		No Charge
		789522	Rigid Gang -Solid #11 edge 7-1/2 inch spacing Solid #11 edge - 22 in./559 mm x .197 in./5 mm front and rear		
			if WORKING WIDTH is 19 ft.		\$443.00
			if WORKING WIDTH is 22 ft.		\$530.00
			if WORKING WIDTH is 25 ft.		\$587.00

**TRUE-TANDEM 340 DISK HARROW
US PRICE LIST**

		if WORKING WIDTH is 28 ft.		\$680.00
		if WORKING WIDTH is 31 ft.		\$768.00
		if WORKING WIDTH is 34 ft.		\$824.00
		if WORKING WIDTH is 42 ft.		\$1,018.00
		if WORKING WIDTH is 47 ft.		\$1,139.00
	424900	Rigid Gang - Solid #11 edge 9 inch spacing Solid #11 edge - 22 in./559 mm x .197 in./5 mm front and rear		
		if WORKING WIDTH is 19 ft.		\$148.00
		if WORKING WIDTH is 22 ft.		\$168.00
		if WORKING WIDTH is 25 ft.		\$193.00
		if WORKING WIDTH is 28 ft.		\$214.00
		if WORKING WIDTH is 31 ft.		\$239.00
		if WORKING WIDTH is 34 ft.		\$261.00
	789524	Rigid Gang -Solid 22 in x .197 7-1/2 inch spacing Solid - 22 in./559 mm x .197 in./5 mm front and rear		
		if WORKING WIDTH is 19 ft.		\$449.00
		if WORKING WIDTH is 22 ft.		\$537.00
		if WORKING WIDTH is 25 ft.		\$598.00
		if WORKING WIDTH is 28 ft.		\$685.00
		if WORKING WIDTH is 31 ft.		\$776.00
		if WORKING WIDTH is 34 ft.		\$834.00
		if WORKING WIDTH is 42 ft.		\$1,031.00
		if WORKING WIDTH is 47 ft.		\$1,154.00
	424732	Rigid Gang-Solid 22 in x .197 9 inch spacing Solid - 22 in./559 mm x .197 in./5 mm front and rear		
		if WORKING WIDTH is 19 ft.		\$154.00
		if WORKING WIDTH is 22 ft.		\$175.00
		if WORKING WIDTH is 25 ft.		\$202.00
		if WORKING WIDTH is 28 ft.		\$221.00
		if WORKING WIDTH is 31 ft.		\$250.00
		if WORKING WIDTH is 34 ft.		\$270.00
CUSHION GANG				
	424731	Cushion -Solid 22 in. x .197 7-1/2 inch spacing Solid - 22 in./559 mm x .197 in./5 mm front and rear		No Charge
	424733	Cushion -Solid 22 in. x .197_ 9 inch spacing Solid - 22 in./559 mm x .197 in./5 mm front and rear		No Charge
	789526	Cushion -Solid 22 in. x .256 7-1/2 inch spacing Solid - 22 in./559 mm x .256 in./6.5 mm front and rear		
		if WORKING WIDTH is 19 ft.		\$1,226.00
		if WORKING WIDTH is 22 ft.		\$1,471.00
		if WORKING WIDTH is 25 ft.		\$1,633.00
		if WORKING WIDTH is 28 ft.		\$1,878.00

**TRUE-TANDEM 340 DISK HARROW
US PRICE LIST**

		if WORKING WIDTH is 31 ft.		\$2,122.00
		if WORKING WIDTH is 34 ft.		\$2,284.00
	424902	Cushion - Solid 22 in. x .256 9 inch spacing Solid - 22 in./559 mm x .256 in./6.5 mm front and rear		
		if WORKING WIDTH is 19 ft.		\$829.00
		if WORKING WIDTH is 22 ft.		\$957.00
		if WORKING WIDTH is 25 ft.		\$1,084.00
		if WORKING WIDTH is 28 ft.		\$1,208.00
		if WORKING WIDTH is 31 ft.		\$1,336.00
		if WORKING WIDTH is 34 ft.		\$1,459.00

MACHINE LEVELING

SD_50113 MACHINE LEVELING

	789529	Mechanical leveling Fore-aft self-leveling adjust		No Charge
	789530	Hydraulic leveling Fore-aft self-leveling adjust		
		if MODEL is 340 Disk Harrow TL and WORKING WIDTH is 42 ft.		No Charge
		if MODEL is 340 Disk Harrow TL and WORKING WIDTH is 47 ft.		No Charge
		if MODEL is 340 Disk Harrow TL and WORKING WIDTH is 22 ft.		\$880.00
		if MODEL is 340 Disk Harrow TL and WORKING WIDTH is 19 ft.		\$880.00
		if MODEL is 340 Disk Harrow TL and WORKING WIDTH is 25 ft.		\$880.00
		if MODEL is 340 Disk Harrow TL and WORKING WIDTH is 28 ft.		\$880.00
		if MODEL is 340 Disk Harrow TL and WORKING WIDTH is 31 ft.		\$880.00
		if MODEL is 340 Disk Harrow TL and WORKING WIDTH is 34 ft.		\$880.00

TIRES AND WHEELS

SD_16066 WHEELS AND TIRES

For 19 ft.

	789531	Dual 6-bolt hub - 19ft. with 12.5L x 15 10PR tires on mainframe; Single 6-bolt hub with 11L x 15 8PR tires on wings		No Charge
	789533	Walking tandem 6-bolt hub with 12.5L x 15 10PR tires on mainframe; Single 6-bolt hub with 11L x 15 8PR tires on wings		\$1,980.00

**TRUE-TANDEM 340 DISK HARROW
US PRICE LIST**

For 22 ft.			
	789532	Dual 6-bolt hub - 22 ft. with 12.5L x 15 10PR tires on mainframe; Dual 6-bolt hub with 11L x 15 8PR tires on wings	No Charge
	789534	Walking tandem 6-bolt hub with 12.5L x 15 10PR tires on mainframe; Walking tandem 6-bolt hub with 12.5L x 15 10PR tires on wings	\$2,920.00
For 25, 28, 31 and 34 ft.			
	424226	Walking tandem 8 - bolt hub with 12.5L x 15 FI (load range F) tires on mainframe; Dual 6-bolt hub with 11L x 15 8PR tires on wings	No Charge
	424227	Walking tandem 8 - bolt hub with 12.5L x 15 FI (load range F) tires on mainframe; Walking tandem 6-bolt hub with 11L x 15 8PR tires on wings	\$1,980.00
	424228	Walking tandem 8 - bolt hub with 12.5L x 15 FI (load range F) tires on mainframe; Walking tandem 8-bolt with 12.5 x 15 FI (load range F) tires on wings	\$3,348.00
	451092	Walking tandem 8-bolt hub with 12.5L x 16.5 SL 14PR Galaxy tires on mainframe; Walking tandem 8-bolt hub with 12.5L x 15 FI (load range F) tires on wings	\$3,960.00
For 42 ft. to 47 ft.			
	424408	Walking tandem 8-bolt hub, with 16.5 x 16.1 FI (load range E) tires on mainframe; Walking tandem 6-bolt hub with 12.5L x 15 FI (load range D) tires on wings; 9.5L x 15 FI (load range E) adjustable castoring gauge wheels on outer wings	No Charge

HARROWS

SD_P7701 HARROWS			
	XP7701X	No selection	No Charge
	789502	3-Bar coil tine harrow	
		if MODEL is 340 Disk Harrow TL and WORKING WIDTH is 19 ft.	\$4,817.00
		if MODEL is 340 Disk Harrow TL and WORKING WIDTH is 22 ft.	\$5,240.00
		if MODEL is 340 Disk Harrow TL and WORKING WIDTH is 25 ft.	\$5,357.00
		if MODEL is 340 Disk Harrow TL and WORKING WIDTH is 28 ft.	\$5,658.00
		if MODEL is 340 Disk Harrow TL and WORKING WIDTH is 31 ft.	\$6,309.00
		if MODEL is 340 Disk Harrow TL and WORKING WIDTH is 34 ft.	\$6,452.00
		if MODEL is 340 Disk Harrow TL and WORKING WIDTH is 42 ft.	\$7,967.00

**TRUE-TANDEM 340 DISK HARROW
US PRICE LIST**

		if MODEL is 340 Disk Harrow TL and WORKING WIDTH is 47 ft.		\$8,916.00
	789504	3-Bar spike tooth harrow		
		if MODEL is 340 Disk Harrow TL and WORKING WIDTH is 19 ft.		\$4,091.00
		if MODEL is 340 Disk Harrow TL and WORKING WIDTH is 22 ft.		\$4,609.00
		if MODEL is 340 Disk Harrow TL and WORKING WIDTH is 25 ft.		\$4,766.00
		if MODEL is 340 Disk Harrow TL and WORKING WIDTH is 28 ft.		\$5,468.00
		if MODEL is 340 Disk Harrow TL and WORKING WIDTH is 31 ft.		\$5,910.00
		if MODEL is 340 Disk Harrow TL and WORKING WIDTH is 34 ft.		\$6,464.00
	451182	REAR MTD REEL-FLATS Rear mounted reel, flats 7-1/2 inch spacing, Rigid-gang		
		if MODEL is 340 Disk Harrow TL and WORKING WIDTH is 42 ft.		\$15,128.00
		if MODEL is 340 Disk Harrow TL and WORKING WIDTH is 47 ft.		\$16,928.00
	451183	REAR MTD REEL-ROUND Rear mounted reel, rounds 7-1/2 inch spacing, Rigid-gang		
		if MODEL is 340 Disk Harrow TL and WORKING WIDTH is 42 ft.		\$15,128.00
		if MODEL is 340 Disk Harrow TL and WORKING WIDTH is 47 ft.		\$16,928.00
	451184	HD REAR MTD RL-FLTS HD Rear mounted reel, flats 7-1/2 inch spacing, Rigid-gang		
		if MODEL is 340 Disk Harrow TL and WORKING WIDTH is 42 ft.		\$16,943.00
		if MODEL is 340 Disk Harrow TL and WORKING WIDTH is 47 ft.		\$18,961.00

OPERATOR'S MANUAL

SD 47122 OPERATOR'S MANUAL

	789513	North American English		No Charge
	789514	North American French		No Charge

OTHER EQUIPMENT

SD 41039 HITCH

	X41039X	No hitch		No Charge
--	---------	----------	--	-----------

**TRUE-TANDEM 340 DISK HARROW
US PRICE LIST**

	789501	Rear hitch assembly Machines without harrows also REQUIRE an Adapter for mounting rear hitch 789584 Note: Not compatible with coil tine harrow (42 and 47 ft only).		
		if WORKING WIDTH is 22 ft. or WORKING WIDTH is 25 ft. and MODEL is 370 Disk Harrow TL		\$2,154.00
		if WORKING WIDTH is 19 ft. or WORKING WIDTH is 22 ft. or WORKING WIDTH is 25 ft.		\$2,154.00
		if WORKING WIDTH is 28 ft. or WORKING WIDTH is 31 ft. or WORKING WIDTH is 34 ft. or WORKING WIDTH is 37 ft. or WORKING WIDTH is 42 ft. or WORKING WIDTH is 47 ft.		\$2,291.00
SD 41045 HITCH ADAPTER				
	X41045X	No adapter		No Charge
	789584	Adapter for hitch Required on machines without harrows Not required on 42 ft. or 47 ft.		\$282.00

**TRUE-TANDEM 340 DISK HARROW
US PRICE LIST**

Factory Supplied Attachments

Order Code	Description	Weight	List Price
3 Bar Coil Tine Harrow			
	86991414 For 19 ft. machine	1,410 LB	\$4,817.00
	86991416 For 22 ft. machine	1,639 LB	\$5,240.00
	86991418 For 25 ft. machine	1,725 LB	\$5,357.00
	86991420 For 28 ft. machine	1,865 LB	\$5,658.00
	86991422 For 31 ft. machine	2,000 LB	\$6,309.00
	86991424 For 34 ft. machine	2,065 LB	\$6,452.00
For 42 and 47 ft.			
	47450667 3 Bar Coil Tine Harrow 42 ft	2,600 LB	\$7,967.00
	47450669 3 Bar Coil Tine Harrow 47 ft	2,750 LB	\$8,916.00
	47450670 Rear mounted reel, flats-42ft	3,400 LB	\$15,128.00
	47450671 Rear mounted reel, flats-47ft	3,650 LB	\$16,928.00
	47450672 Rear mounted reel, rounds-42ft	3,350 LB	\$15,128.00
	47450673 Rear mounted reel, rounds-47ft	3,600 LB	\$16,928.00
	47450674 HD Rear mounted reel, rounds-42ft	3,500 LB	\$16,943.00
	47450675 HD Rear mounted reel, rounds-47ft	3,800 LB	\$18,961.00
Rear Hitch - Adjustable Length			
	47462734 REAR HITCH, 19' - 25' 340/370	400 LB	\$2,154.00
	47462735 REAR HITCH, 28' - 34' 340/370	450 LB	\$2,291.00
3 Bar Spike Tooth Harrow			
	86991402 For 19 ft. machine	1,099 LB	\$4,091.00
	86991404 For 22 ft. machine	475 LB	\$4,609.00
	86991406 For 25 ft. machine	1,442 LB	\$4,766.00
	86991408 For 28 ft. machine	1,792 LB	\$5,468.00
	86991410 For 31 ft. machine	614 LB	\$5,910.00
	87442064 For 34 ft. machine	654 LB	\$6,464.00
Other Attachments			
	779505008 Double clevis Cat. II adaptor (For 30.5 ft. and smaller units w/10.5 ft. mainframe. For tractors w/1.25 in. drawbar pin.) See bulletin LTR-865 for more details about ordering True-Tandem 330 Turbo scrapers and shields.	9 LB	\$63.00
	86991427 Dual wing wheels 11L-15 8PR (set of 2 for 22 ft.)	187 LB	\$839.00
	87708883 Pair of wing depth control-pivoting wheels 7.6 x 15 6PR	187 LB	\$1,970.00
	80119C Bearing wear guards (2 with hardware) for rigid gangs only.	4 LB	\$31.00
	87414540 Hydraulic fore-aft leveling kit (converts from mechanical to hydraulic leveling.)	104 LB	\$880.00

**TRUE-TANDEM 340 DISK HARROW
US PRICE LIST**

	779558008	Shield kit for cushion bearing standard For 340 model only For 9 in. spacing only For both front and rear gangs (kit includes shields for 2 bearing standards).	24 LB		\$120.00
Adapter - Mounting Rear Hitch					
	779550018	For 19 ft. - 22 ft. machine	122 LB		\$283.00
	779550028	For 25 ft. - 37 ft. machine	131 LB		\$283.00

**TRUE-TANDEM 370 DISK HARROW
US PRICE LIST**

Standard Equipment

HITCH:

Spring-cushioned, self-leveling with "Perfect Hitch" tongue for tractor auto-pin compatibility for clevis-type tractor drawbar.

FRAME:

Heavy welded tubing and cross-bracing for durability

22 ft. size uses 4 x 6 in.

fore-aft tubes

25 ft. size uses 6 x 6 in.

fore-aft tubes

28 ft., 31 ft. to 37 ft. size uses twin fore-aft tubes

(4 x 6 in. and 6 x 6 in.)

42 ft. and 47 ft. use 6 x 6 in. tubes on wings and

6 x 8 in. tubes on mainframe

UNITIZED GANGS (pre-assembled):

22 ft. to 37 ft. size - 3 x 5 in.

rectangular tube gang bars with

bolted

on bearing standards

42 ft. and 47 ft. size - 4 x 6 in.

rectangular tube gang bars with

bolted

on bearing standards

Rigid Bearing - Cartridge type

regreasable, triple-sealed self-aligning

ball bearings mounted to a high

strength steel flange mount.

Cushion Gang Bearing - Precision type

regreasable, triple sealed trunnion

mounted bearing with rubber

bushings

in a nodular iron housing.

Heavy-duty rigid arm spring steel type

scraper, adjustable individually or by

complete gangs

1-1/2 in. square spring steel arbor bolts

6 in. diameter heavy-duty nodular iron

spools with machined ends.

18° gang angle

UNITIZED GANGS (pre-assembled):

(continued)

Front gang:

Shallow concavity Earth Metal disk blades

Rear Gang:

Standard concavity Earth Metal disk blades

BLADES:

Earth Metal Crimped Center

Disk Blades

Diameter: 24 in.

Thickness: .197 in. (recommended for normal conditions)

or .256 in. (recommended for severe or rocky conditions).

Spacing: 9 in.

Operating depth: Up to 6 in.

Integral furrow-filler and tri-lobe feathering blades on rear gangs.

WHEELS AND TIRES:

22 foot:

Dual 6-bolt heavy-duty hubs with replaceable spindles, with

12.5L x 15 10PR tires on MF;

Single 6-bolt heavy-duty hubs with replaceable spindles, with

11L x 15 8PR tires on wings

25 through 34 foot:

Walking tandem axles with 8-bolt heavy-duty hubs with

replaceable spindles, with

12.5L x 15 FI (load range F) tires on MF;

Dual 6-bolt heavy-duty hubs with

replaceable spindles, with

11L x 15 8PR tires on wings

**TRUE-TANDEM 370 DISK HARROW
US PRICE LIST**

Standard Equipment

WHEELS AND TIRES: (continued)

37 foot
 Walking tandem axles with 8-bolt heavy-duty hubs with replaceable spindles, with 12.5L x 16.5 14PR tires on MF,
 Walking tandem 8-bolt heavy-duty hubs with replaceable spindles, with 12.5 x 15 FI (load range F) tires and one-way 7.6 x 15 6PR pivoting stabilizer wheels on wings
 42 and 47 foot
 Walking tandem axles with 8-bolt heavy-duty hubs with replaceable spindles, with 16.5 x 16.1 FI (load range E) tires on MF,
 Walking tandem 6-bolt heavy-duty hubs with replaceable spindles, with 12.5L x 15 FI (load range D) tires on all wings.
 Adjustable castoring gauge wheels on outer wings with 9.5L x 15 FI (load range E) tires

HYDRAULICS AND TRANSPORT

SYSTEM:

Single point depth adjustment hydraulic depth control
 Hydraulic lift system:
 22 ft. through 25 ft.
 4 x 8, 3-3/4 x 8 rephasing hydraulic cylinders
 28 ft. through 34 ft.
 4-1/4 x 8, 4 x 8 rephasing hydraulic cylinders
 37 ft.
 4-1/2 x 8, 4.25 x 8 rephasing hydraulic cylinders
 42 ft. and 47 ft.
 rephasing cylinders
 4-1/4 x 12 in. on main frame
 4 x 12 hydraulic cylinders on inner wings

HYDRAULICS AND TRANSPORT

SYSTEM: (continued)

Hydraulic lift system:
 3-3/4 x 12 in. hydraulic cylinders on outer wings and 3-1/2 x 12 in. hydraulic cylinders on front gauge wheel, rephasing cylinders, hoses and fittings
 3000 PSI hydraulic cylinders, hoses, fittings
 Male ISO couplers on hydraulic hosed to tractor
 Hydraulic Folding Wings
 22 ft. machines
 3-1/2 x 42 in. hydraulic cylinders
 25 ft. and 28 ft. machines
 4 x 42 in. hydraulic cylinders
 31 ft. and 37 ft. machines
 4-1/4 x 42 in. hydraulic cylinders
 42 ft. and 47 ft.
 4 x 36 in. hydraulic cylinders rear inner wings, 3-1/2 x 36 in. cylinders front inner wings; 4-1/2 x 36 in. hydraulic cylinders rear outer wings on 47 ft.; 4 x 36 in. hydraulic cylinders rear outer wings on 42 ft.

WORKING WIDTHS

(W/O REAR HARROW):

	Nominal Size	Actual	Recommended Crumbler 110
-----	-----	-----	-----
22 ft.	22 ft.	4 in.	27.5 ft.
25 ft.	25 ft.	2 in.	30 ft.
28 ft.	28 ft.	1 in.	32.5 ft.
31 ft.	30 ft.	11 in.	37.5 ft.
34 ft.	33 ft.	9 in.	40 ft.
37 ft.	36 ft.	7 in.	42.5 ft.
42 ft.	42 ft.	4 in.	45 ft.
47 ft.	46 ft.	7 in.	50 ft.

**TRUE-TANDEM 370 DISK HARROW
US PRICE LIST**

Standard Equipment

TRANSPORT WIDTH

(W/O REAR HARROW):

- 12 ft. 9 in. (3.89 m) on 22 ft.
- 15 ft. 3 in. (4.65 m) on 25 ft.
- 18 ft. on (5.49 m) 28 through 37 ft.
- 18 ft. 6 in. (5.64 m) 42 and 47 ft.

TRANSPORT HEIGHT

(W/O REAR HARROW):

- 11 ft. 11 in. (3.63 m) on 22, 25, and 28 ft.
- 12 ft. 11 in. (3.94 m) on 31 ft.
- 14 ft. 3 in. (4.34 m) on 34 ft.
- 15 ft. 4 in. (4.67 m) on 37 ft.
- 13 ft. 4 in. (4.06 m) on 42 and 47 ft.

MISCELLANEOUS:

- Front hitch jack
- ASAE Highway transport chain
- Combination warning and tail lights with 7-pin connector
- SMV emblem and reflectors
- Swinging hydraulic hose holder and operator's manual storage container

Requirements for Operation:

12 volt electrical system and a 7 pin connector wired to supply power to transport lighting

Minimum required tractor hydraulic pressure: 2200 PSI

Up to 3 hydraulic remote valves

Operating guidelines vary with soil conditions

Recommended ground speed:

5 - 7 mph Hp/foot - 10-13 engine hp
Engine horsepower required for Primary Tillage operations (Up to 6 in. depth).

- 22 ft. - 220-285 hp
- 25 ft. - 250-325 hp
- 28 ft. - 275-365 hp
- 31 ft. - 305-400 hp
- 34 ft. - 335-445 hp
- 37 ft. - 365-485 hp
- 42 ft. - 385-535 hp
- 47 ft. - 435-535 hp

**TRUE-TANDEM 370 DISK HARROW
US PRICE LIST**

Models

COMMERCIAL MODEL	MODEL	WORKING WIDTH	SHANK MOUNT	SPACING	Weight	List Price
370 DISK HARW CSH	370 Disk Harrow TL	22 ft.	Cushion	9 in.	10,000 LB	\$43,140.00
370 DISK HARW CSH	370 Disk Harrow TL	25 ft.	Cushion	9 in.	10,000 LB	\$46,635.00
370 DISK HARW CSH	370 Disk Harrow TL	28 ft.	Cushion	9 in.	10,000 LB	\$52,942.00
370 DISK HARW CSH	370 Disk Harrow TL	31 ft.	Cushion	9 in.	10,000 LB	\$56,184.00
370 DISK HARW CSH	370 Disk Harrow TL	34 ft.	Cushion	9 in.	10,000 LB	\$58,262.00
370 DISK HARW CSH	370 Disk Harrow TL	37 ft.	Cushion	9 in.	10,000 LB	\$65,638.00
370 DISK HARW CSH	370 Disk Harrow TL	42 ft.	Cushion	9 in.	10,000 LB	\$110,541.00
370 DISK HARW CSH	370 Disk Harrow TL	47 ft.	Cushion	9 in.	10,000 LB	\$113,404.00
370 DISK HARW RIG	370 Disk Harrow TL	22 ft.	Rigid	9 in.	10,000 LB	\$38,499.00
370 DISK HARW RIG	370 Disk Harrow TL	25 ft.	Rigid	9 in.	10,000 LB	\$41,999.00
370 DISK HARW RIG	370 Disk Harrow TL	28 ft.	Rigid	9 in.	10,000 LB	\$47,106.00
370 DISK HARW RIG	370 Disk Harrow TL	31 ft.	Rigid	9 in.	10,000 LB	\$50,177.00
370 DISK HARW RIG	370 Disk Harrow TL	34 ft.	Rigid	9 in.	10,000 LB	\$52,165.00
370 DISK HARW RIG	370 Disk Harrow TL	37 ft.	Rigid	9 in.	10,000 LB	\$58,881.00
370 DISK HARW RIG	370 Disk Harrow TL	42 ft.	Rigid	9 in.	10,000 LB	\$98,580.00
370 DISK HARW RIG	370 Disk Harrow TL	47 ft.	Rigid	9 in.	10,000 LB	\$101,127.00

**TRUE-TANDEM 370 DISK HARROW
US PRICE LIST**

Factory Supplied Options

Order Code	Description	Weight	List Price
OPTIONAL GANG BEARING			
SD_P7901 BEARINGS			
	XP7901X	No selection - all sizes	No Charge
	789516	Optional gang bearing	
		if MODEL is 370 Disk Harrow TL and SHANK MOUNT is Rigid and WORKING WIDTH is 34 ft.	\$873.00
		if MODEL is 370 Disk Harrow TL and SHANK MOUNT is Cushion and WORKING WIDTH is 34 ft.	\$2,226.00
SCRAPERS			
SD_29040 SCRAPERS			
	424272	Heavy-duty scrapers	No Charge
DISK BLADES			
SD_P7301 DISK BLADES			
Rigid or Cushion Gang			
	424229	Disk blade solid 24 x .197 in. 9 inch spacing Solid - 24 in./610 mm x .197 in./5 mm front and rear	No Charge
	424230	Disk blade solid 24 x .256 in. 9 inch spacing Solid - 24 in./610 mm x .256 in./6.5 mm front and rear	
		if WORKING WIDTH is 22 ft.	\$1,193.00
		if WORKING WIDTH is 25 ft.	\$1,347.00
		if WORKING WIDTH is 28 ft.	\$1,507.00
		if WORKING WIDTH is 31 ft.	\$1,668.00
		if WORKING WIDTH is 34 ft.	\$1,829.00
		if WORKING WIDTH is 37 ft.	\$2,011.00
		if WORKING WIDTH is 42 ft.	\$2,284.00
		if WORKING WIDTH is 47 ft.	\$2,554.00

**TRUE-TANDEM 370 DISK HARROW
US PRICE LIST**

MACHINE LEVELING

SD_50113 MACHINE LEVELING

	789529	Mechanical leveling Fore-aft self-leveling adjust		No Charge
	789530	Hydraulic leveling Fore-aft self-leveling adjust		
		if MODEL is 370 Disk Harrow TL and WORKING WIDTH is 47 ft.		No Charge
		if MODEL is 370 Disk Harrow TL and WORKING WIDTH is 42 ft.		No Charge
		if MODEL is 370 Disk Harrow TL and WORKING WIDTH is 37 ft.		No Charge
		if MODEL is 370 Disk Harrow TL and WORKING WIDTH is 22 ft.		\$880.00
		if MODEL is 370 Disk Harrow TL and WORKING WIDTH is 28 ft.		\$880.00
		if MODEL is 370 Disk Harrow TL and WORKING WIDTH is 25 ft.		\$880.00
		if MODEL is 370 Disk Harrow TL and WORKING WIDTH is 34 ft.		\$880.00
		if MODEL is 370 Disk Harrow TL and WORKING WIDTH is 31 ft.		\$880.00

TIRES AND WHEELS

SD_16066 WHEELS AND TIRES

For 22 ft.				
	789532	Dual 6-bolt hub - 22 ft. with 12.5L x 15 10PR tires on mainframe; Dual 6-bolt hub with 11L x 15 8PR tires on wings		No Charge
	789534	Walking tandem 6-bolt hub with 12.5L x 15 10PR tires on mainframe; Walking tandem 6-bolt hub with 12.5L x 15 10PR tires on wings		\$2,920.00
For 25, 28, 31 and 34 ft.				
	424226	Walking tandem 8 - bolt hub with 12.5L x 15 FI (load range F) tires on mainframe; Dual 6-bolt hub with 11L x 15 8PR tires on wings		No Charge
	424227	Walking tandem 8 - bolt hub with 12.5L x 15 FI (load range F) tires on mainframe; Walking tandem 6-bolt hub with 11L x 15 8PR tires on wings		\$1,980.00
	424228	Walking tandem 8 - bolt hub with 12.5L x 15 FI (load range F) tires on mainframe; Walking tandem 8-bolt with 12.5 x 15 FI (load range F) tires on wings		\$3,348.00

**TRUE-TANDEM 370 DISK HARROW
US PRICE LIST**

451092	Walking tandem 8-bolt hub with 12.5L x 16.5 SL 14PR Galaxy tires on mainframe; Walking tandem 8-bolt hub with 12.5L x 15 FI (load range F) tires on wings		\$3,960.00
For 37 ft.			
424903	Walking tandem 8 - bolt hub_ with 12.5L x 16.5 SL 14PR tires on mainframe; Walking tandem 8-bolt hub with 12.5L x 15 FI (load range F) tires and one-way pivoting stabilizer wheels on wings		No Charge
For 42 ft. to 47 ft.			
424408	Walking tandem 8-bolt hub, with 16.5 x 16.1 FI (load range E) tires on mainframe; Walking tandem 6-bolt hub with 12.5L x 15 FI (load range D) tires on wings; 9.5L x 15 FI (load range E) adjustable castoring gauge wheels on outer wings		No Charge

HARROWS

SD_P7701 HARROWS

XP7701X	No selection		No Charge
789502	3-Bar coil tine harrow		
	if MODEL is 370 Disk Harrow TL and WORKING WIDTH is 22 ft.		\$5,511.00
	if MODEL is 370 Disk Harrow TL and WORKING WIDTH is 25 ft.		\$5,626.00
	if MODEL is 370 Disk Harrow TL and WORKING WIDTH is 28 ft.		\$5,804.00
	if MODEL is 370 Disk Harrow TL and WORKING WIDTH is 31 ft.		\$6,251.00
	if MODEL is 370 Disk Harrow TL and WORKING WIDTH is 34 ft.		\$6,394.00
	if MODEL is 370 Disk Harrow TL and WORKING WIDTH is 37 ft.		\$7,034.00
	if MODEL is 370 Disk Harrow TL and WORKING WIDTH is 42 ft.		\$8,517.00
	if MODEL is 370 Disk Harrow TL and WORKING WIDTH is 47 ft.		\$8,639.00
789504	3-Bar spike tooth harrow		
	if MODEL is 370 Disk Harrow TL and WORKING WIDTH is 22 ft.		\$4,739.00
	if MODEL is 370 Disk Harrow TL and WORKING WIDTH is 25 ft.		\$4,896.00
	if MODEL is 370 Disk Harrow TL and WORKING WIDTH is 28 ft.		\$5,935.00
	if MODEL is 370 Disk Harrow TL and WORKING WIDTH is 31 ft.		\$6,367.00
	if MODEL is 370 Disk Harrow TL and WORKING WIDTH is 34 ft.		\$6,497.00

**TRUE-TANDEM 370 DISK HARROW
US PRICE LIST**

		if MODEL is 370 Disk Harrow TL and WORKING WIDTH is 37 ft.		\$7,146.00
--	--	---	--	------------

OPERATOR'S MANUAL

SD_47122 OPERATOR'S MANUAL

		789513	North American English		No Charge
		789514	North American French		No Charge

OTHER EQUIPMENT

SD_41039 HITCH

		X41039X	No hitch		No Charge
		789501	Rear hitch assembly Machines without harrows also REQUIRE an Adapter for mounting rear hitch 789584 Note: Not compatible with coil tine harrow (42 and 47 ft only).		
			if WORKING WIDTH is 22 ft. or WORKING WIDTH is 25 ft. and MODEL is 370 Disk Harrow TL		\$2,154.00
			if WORKING WIDTH is 28 ft. or WORKING WIDTH is 31 ft. or WORKING WIDTH is 34 ft. or WORKING WIDTH is 37 ft. or WORKING WIDTH is 42 ft. or WORKING WIDTH is 47 ft.		\$2,291.00

SD_41045 HITCH ADAPTER

		X41045X	No adapter		No Charge
		789584	Adapter for hitch Required on machines without harrows Not required on 42 ft. or 47 ft.		\$282.00

**TRUE-TANDEM 370 DISK HARROW
US PRICE LIST**

Factory Supplied Attachments

Order Code	Description	Weight	List Price
Rear Hitch - Adjustable Length			
	47462731 REAR HITCH, 37' 370	700 LB	\$2,291.00
	47462732 REAR HITCH, 42' and 47' 370	400 LB	\$2,291.00
	47462734 REAR HITCH, 19' - 25' 340/370	400 LB	\$2,154.00
	47462735 REAR HITCH, 28' - 34' 340/370	450 LB	\$2,291.00
3 Bar Coil Tine Harrow			
	87442072 For 22 ft. machine	1,675 LB	\$5,623.00
	87442073 For 25 ft. machine	1,761 LB	\$5,740.00
	87442074 For 28 ft. machine	1,837 LB	\$5,921.00
	87442075 For 31 ft. machine	1,948 LB	\$6,373.00
	87442076 For 34 ft. machine	2,092 LB	\$6,523.00
	84193686 For 37 ft. machine	2,092 LB	\$7,175.00
3 Bar Spike Tooth Harrow			
	87442066 For 22 ft. machine	475 LB	\$4,835.00
	87442067 For 25 ft. machine	1,502 LB	\$4,990.00
	87442068 For 28 ft. machine	1,824 LB	\$6,057.00
	87442069 For 31 ft. machine	569 LB	\$6,495.00
	87442070 For 34 ft. machine	2,021 LB	\$6,630.00
	84222935 For 37 ft. machine	2,184 LB	\$7,292.00
Harrow (5 - Section disks)			
	84193693 Coil Tine Harrow 42' Hvy For 42 ft. machine	2,500 LB	\$8,516.00
	84194128 Coil Tine Harrow 47' Hvy For 47 ft. machine		\$8,638.00
Other Attachments			
	779505008 Double clevis Cat. II adaptor (For 30.5 ft. and smaller units w/10.5 ft. mainframe. For tractors w/1.25 in. drawbar pin.) See bulletin LTR-865 for more details about ordering True-Tandem 330 Turbo scrapers and shields.	9 LB	\$63.00
	779559008 Shield kit for cushion bearing standard For 370 model only only for front gang (includes shields for 2 bearing standards).	25 LB	\$120.00
	779560008 Shield kit for cushion bearing standard For 370 model only only for rear gang (includes shields for 2 bearing standards)	25 LB	\$120.00
	87708883 Pair of wing depth control-pivoting wheels 7.6 x 15 6PR	187 LB	\$1,970.00
	80119C Bearing wear guards (2 with hardware) for rigid gangs only.	4 LB	\$31.00

**TRUE-TANDEM 370 DISK HARROW
US PRICE LIST**

	87414540	Hydraulic fore-aft leveling kit (converts from mechanical to hydraulic leveling.)	104 LB		\$880.00
--	----------	--	--------	--	----------

Adapter - Mounting Rear Hitch

	779550018	For 19 ft. - 22 ft. machine	122 LB		\$283.00
	779550028	For 25 ft. - 37 ft. machine	131 LB		\$283.00

TRUE-TANDEM 340 / TRUE-TANDEM 370 Blade Chart

Primary Blade Size

Step-Down Blade Size

Solid - 16in. (408mm) x .177in. (4.5mm)
 Solid - 18in. (457mm) x .177in. (4.5mm)
 Solid - 18in. (457mm) x .197in. (5mm)
 Solid - 20in. (508mm) x .177in. (4.5mm)
 Solid - 20in. (508mm) x .197in. (5.0mm)
 Solid - 20in. (508mm) x .256in. (6.5mm)
 Solid - 22in. (559mm) x .197in. (5.0mm)
 Solid - 22in. (559mm) x .256in. (6.5mm)
 Tri-lobe 20in. (508mm) x .197in (5.0mm)

	<u>Solid - 20in. (508mm) x .177in. (4.5mm)</u>	<u>Solid - 20in. (508mm) x .197in. (5.0mm)</u>	<u>Solid - 20in. (508mm) x .256in. (6.5mm)</u>	<u>Solid - 22in. (559mm) x .177in. (4.5mm)</u>	<u>Solid - 22in. (559mm) x .197in. (5.0mm)</u>	<u>Solid - 22in. (559mm) x .256in. (6.5mm)</u>	<u>Solid #11 Edge - 22in. (559mm) x .197in. (5.0mm)</u>	<u>Solid - 24in. (610mm) x .197in. (5.0mm) front and rear</u>	<u>Solid - 24in. (610mm) x .256in. (6.5mm) front and rear</u>
2	2	2							
4			2			2			
	4	4		2	2				
			4						
				4		4	2*	2*	
					4				
							4**		
								4**	
								2	2

* These blades have shallower concavity - consult parts manual

** There are 2 of each blade at different shallower concavities - consult parts manual

**HEAVY 790 OFFSET DISK HARROW
US PRICE LIST**

(Ex Works Beaumont, TX)

Standard Equipment

CONFIGURATIONS:

All Purpose - 10.5 in. blade spacing
w/28 in./711 mm x .256 in./6.5mm
notched blades

Plowing - 12 in. blade spacing
w/32 in./813 mm x .315 in./8 mm
notched blades

HITCH:

Spring-cushioned fore/aft with
"Perfect Hitch" tongue for tractor
auto-pin compatibility for clevis-type
tractor drawbar.

Level lift, with manual one-step lateral
pin adjustment

Mechanical turnbuckle fore/aft
leveling adjustment

FRAME:

Standard frame
(welded rectangular 6 x 8 in. tube)
on 11 - 14 ft. sizes

Heavy-duty frame
(welded rectangular 6 x 8 in. tube
w/2 additional 7 x 7 in. fore/aft tubes)
on 17 - 21 ft. sizes (Plowing),
17 - 27 ft. sizes (All Purpose).

UNITIZED GANGS (pre-assembled):

Rectangular tube gang bars 4 x 10 in.
w/welded on bearing standards

1-1/2 in. square arbor bolts on
All Purpose (10.5 in. blade spacing)
configurations

1-3/4 in. square arbor bolts on Plowing
(12 in. blade spacing) configurations

6 in. diameter nodular iron bearing and
spacing spools with machined ends
on All Purpose (10.5 in. blade
spacing) configurations

8 in. diameter nodular iron bearing and
spacing spools with machined ends
on Plowing (12 in. blade spacing)
configurations

**UNITIZED GANGS (pre-assembled):
(continued)**

Regreasable, triple sealed
gang bearings

Flange bearing mount on All Purpose
(10.5 in. spacing) configurations

Bolt-on trunnion bearing mount on
Plowing (12 in. spacing) configurations

2 in. wide bearing wear guard on
each bearing standard -
All Purpose (10.5 in. blade spacing)
machines only.

Spring type disk scrapers, adjustable
individually or by complete gangs

Adjustable cutting angle up to 46°
included angle

Rear gangs laterally adjustable
Furrow fillers

WHEELS:

Four 8 bolt hub and spindle assys.
w/four 12.5L-15 tubeless tires on
15 x 10LB rims

All Purpose (10.5 in. blade spacing)
configurations - 10 ply rating

Plowing (12 in. blade spacing)
configurations,

11 - 17 ft. sizes - 10 ply rating

Plowing (12 in. blade spacing)
configurations,

20 ft. size - 12 ply rating

HYDRAULIC WHEEL LIFT:

Two 3-1/2 x 16 in. cylinders w/hoses
and fittings

Mechanical depth stop collars and
transport locks

WING FOLD CYLINDERS:

21 ft. and 24 ft. - 3-1/2 x 16 in.

27 ft. - 4 x 16 in.

**HEAVY 790 OFFSET DISK HARROW
US PRICE LIST**

**(Ex Works Beaumont, TX)
Standard Equipment**

OTHER FEATURES:

- Swinging hose boom to hold hydraulic hoses and electrical wiring
- Screw adjust hitch jack
- Highway transport chain and hardware

TRANSPORT WIDTH:

- All Purpose (10.5 in. blade spacing) configurations
 - 11 ft. has 13 ft. transport width
 - 14 ft. has 15 ft. 9 in. transport width
 - 17 ft. has 18 ft. 10 in. transport width
 - 20 ft. has 22 ft. 7 in. transport width
 - 21 ft. has 15 ft. transport width
 - 24 ft. has 17 ft. 11 in. transport width
 - 27 ft. has 17 ft. 10 in. transport width

WORKING WIDTHS:

All Purpose 10.5 in. Blade Spacing

Nominal	Actual
-----	-----
11 ft.	11 ft. 5 in.
14 ft.	13 ft. 11 in.
17 ft.	17 ft. 2 in.
20 ft.	19 ft. 9 in.
21 ft.	20 ft. 6 in.
24 ft.	23 ft. 10 in.
27 ft.	27 ft. 2 in.

Plowing (12 in. blade spacing) configurations

- 11 ft. has 11 ft. 10 in. transport width
- 14 ft. has 15 ft. 2 in. transport width
- 17 ft. has 18 ft. transport width
- 20 ft. has 20 ft. 10 in. transport width
- 21 ft. has 15 ft. 9 in. transport width

Plowing 12 in. Blade Spacing

Nominal	Actual
-----	-----
11 ft.	11 ft. 1 in.
14 ft.	13 ft. 11 in.
17 ft.	16 ft. 10 in.
20 ft.	19 ft. 8 in.
21 ft.	21 ft. 6 in.

Units over 21 ft. wide are not for use in rolling terrain



**HEAVY 790 OFFSET DISK HARROW
US PRICE LIST**

(Ex Works Beaumont, TX)

Models

COMMERCIAL MODEL	WORKING WIDTH	SPACING	Weight	List Price
790 OFFSET DISK	11 ft.	10.5 in.	8,400 LB	\$26,966.00
790 OFFSET DISK	11 ft.	12 in.	10,400 LB	\$35,783.00
790 OFFSET DISK	14 ft.	10.5 in.	8,900 LB	\$30,828.00
790 OFFSET DISK	14 ft.	12 in.	11,500 LB	\$46,913.00
790 OFFSET DISK	17 ft.	10.5 in.	10,050 LB	\$35,917.00
790 OFFSET DISK	17 ft.	12 in.	13,700 LB	\$52,897.00
790 OFFSET DISK	20 ft.	10.5 in.	10,800 LB	\$41,094.00
790 OFFSET DISK	20 ft.	12 in.	14,300 LB	\$60,172.00
790 OFFSET DISK	21 ft.	10.5 in.	13,800 LB	\$50,706.00
790 OFFSET DISK	21 ft.	12 in.	15,700 LB	\$73,498.00
790 OFFSET DISK	24 ft.	10.5 in.	15,200 LB	\$56,791.00
790 OFFSET DISK	27 ft.	10.5 in.	17,600 LB	\$61,472.00

Factory Supplied Options

Order Code	Description	Weight	List Price
------------	-------------	--------	------------

BLADES - CRIMP CENTER EARTH METAL

SD_P7301 DISK BLADES

789608	Notched front, solid rear - 11 28 in./711 mm x .256 in./6.5 mm For all working widths		No Charge
789609	Notched front, solid rear -11 28 in./711 mm x .315 in./8 mm		
	if WORKING WIDTH is 11 ft.		\$702.00
	if WORKING WIDTH is 14 ft.		\$879.00
	if WORKING WIDTH is 17 ft.		\$1,116.00
	if WORKING WIDTH is 20 ft.		\$1,291.00
	if WORKING WIDTH is 21 ft.		\$1,464.00
	if WORKING WIDTH is 24 ft.		\$1,646.00
	if WORKING WIDTH is 27 ft.		\$1,892.00
789610	Notched front and rear - 11 28 in./711 mm x .256 in./6.5 mm		
	if WORKING WIDTH is 11 ft.		\$181.00
	if WORKING WIDTH is 14 ft.		\$222.00
	if WORKING WIDTH is 17 ft.		\$276.00
	if WORKING WIDTH is 20 ft.		\$318.00

**HEAVY 790 OFFSET DISK HARROW
US PRICE LIST**

(Ex Works Beaumont, TX)

		if WORKING WIDTH is 21 ft.		\$360.00
		if WORKING WIDTH is 24 ft.		\$402.00
		if WORKING WIDTH is 27 ft.		\$461.00
	789611	Notched front and rear -11 28 in./711 mm x .315 in./8 mm		
		if WORKING WIDTH is 11 ft.		\$600.00
		if WORKING WIDTH is 14 ft.		\$740.00
		if WORKING WIDTH is 17 ft.		\$929.00
		if WORKING WIDTH is 20 ft.		\$1,071.00
		if WORKING WIDTH is 21 ft.		\$1,212.00
		if WORKING WIDTH is 24 ft.		\$1,358.00
		if WORKING WIDTH is 27 ft.		\$1,553.00
	789612	Notched front and rear 32 in./813 mm x .315 in./8 mm Required on all 12 inch Spacing Models Not available on 10.5 inch Spacing Models		No Charge
	789613	Solid front and rear - 11 28 in./711 mm x .256 in./6.5 mm		
		if WORKING WIDTH is 11 ft.		(\$182.00)
		if WORKING WIDTH is 14 ft.		(\$224.00)
		if WORKING WIDTH is 17 ft.		(\$277.00)
		if WORKING WIDTH is 20 ft.		(\$319.00)
		if WORKING WIDTH is 21 ft.		(\$361.00)
		if WORKING WIDTH is 24 ft.		(\$406.00)
		if WORKING WIDTH is 27 ft.		(\$462.00)
	789614	Solid front and rear -11 28 in./711 mm x .315 in./8 mm		
		if WORKING WIDTH is 11 ft.		\$857.00
		if WORKING WIDTH is 14 ft.		\$1,068.00
		if WORKING WIDTH is 17 ft.		\$1,352.00
		if WORKING WIDTH is 20 ft.		\$1,562.00
		if WORKING WIDTH is 21 ft.		\$1,771.00
		if WORKING WIDTH is 24 ft.		\$1,990.00
		if WORKING WIDTH is 27 ft.		\$2,285.00

MACHINE LEVELING

SD_50113 MACHINE LEVELING

	789529	Mechanical leveling Fore/Aft self-leveling adj. Mechanical turnbuckle.		No Charge
	789530	Hydraulic leveling Fore/Aft self-leveling adj		\$524.00

**HEAVY 790 OFFSET DISK HARROW
US PRICE LIST**

(Ex Works Beaumont, TX)

TIRES AND WHEELS

SD_16066 WHEELS AND TIRES

4 heavy 8 bolt hub and spindle

	789615	10PR tubeless 12.5L x 15 tires on 15 x 10LB rims for 28 in. blade machines - 11, 14, 17 and 20 ft. 32 in. blade machines - 11, 14 and 17 ft.		No Charge
	789616	12PR tubeless 12.5L x 15 tires on 15 x 10LB rims for 28 in. blade machine - 21 ft. 32 in. blade machine - 20 ft.		No Charge
	789617	12.5L x 15 FI tubeless tires on 15 x 10LB rims for 28 in. blade machines - 24 and 27 ft. 32 in. blade machine - 21 ft.		No Charge
	789618	Terra-rib tubeless 13.5x15 FI on 15 x 10LB rims for all machine sizes Load rating = F tires		\$493.00

DEPTH CONTROL

SD_P8201 DEPTH CONTROL

	789576	Mechanical depth stop collars		No Charge
	789577	Single point hyd depth control		\$361.00

OPERATOR'S MANUAL

SD_47122 OPERATOR'S MANUAL

	789513	North American English		No Charge
	789514	North American French		No Charge

OTHER EQUIPMENT

SD_20112 HYDRAULIC SYSTEM

	X20112X	No hydraulic kit		No Charge
	789578	Hydraulic kit for rear hitches Outlet kit		\$411.00

SD_41039 HITCH

	X41039X	No hitch		No Charge
	789501	Rear hitch assembly		\$432.00

**HEAVY 790 OFFSET DISK HARROW
US PRICE LIST**

(Ex Works Beaumont, TX)

Factory Supplied Attachments

Order Code	Description	Weight	List Price
47431007	Two 2in bearing wear guards With hardware, for All Purpose 28 in. blade spacing configurations only.	10 LB	\$61.00
47431010	Rear Hitch, Attachment	90 LB	\$400.00
47431011	Rear Hitch Hydraulic outlet kit	24 LB	\$432.00
47431012	Hydraulic Leveling conversion kit Used to convert a manual, turnbuckle, leveling machine into a hydraulic leveling machine.	25 LB	\$956.00
47431013	Hydraulic Depth control kit Used to add single point depth control to a machine that is equipped with stop collars.	47 LB	\$458.00
47431014	Gang Bar shim kit 1/4 in. plate used to shim one end of the gang bar downward.	4 LB	\$20.00

**TRUE - TANDEM 330 TURBO
US PRICE LIST**

Standard Equipment

HITCH:

Spring cushioned self-leveling with "Perfect Hitch" tongue for tractor auto-pin compatibility for clevis-type tractor drawbar.

FRAME:

Heavy welded tubing and cross-bracing for durability;
22 ft. size uses 4 x 6 in. fore-aft tubes
25 - 31 ft. sizes use 6 x 6 in. fore-aft tubes
34 ft. size uses twin fore-aft tubes (4 x 6 in. and 6 x 6 in.)
42/47 ft. size uses 6 x 8 in. tubes on mainframe and 6 x 6 in. tubes on wings

UNITIZED GANGS (pre-assembled):

22 ft. to 34 ft. sizes - 5 x 3 in. rectangular tube gang bars w/bolted on heavy-duty nodular iron bearing standards

42/47 ft. size - 4 x 6 in. rectangular tube gang bars w/bolted on heavy-duty nodular iron bearing standards

Cushion Gang Bearing - Precision type regreasable, triple sealed trunnion mounted bearing with bushings in a nodular iron housing.

18° angle front and rear

1-1/2 in. round spring steel arbor bolts

Nodular iron spacing spools with machined ends

Turbo blades

Diameter: 20 in.

Thickness: .256 in.

Blade Spacing: 7.5 in.

SPOOL SCRAPERS:

Gang to gang scrapers and trunnion bearing shields

REAR CONDITIONER:

14 inch diameter rolling ACS flat-bar basket

WHEELS AND TIRES:

22 - 25 ft. sizes

Walking tandem axles with 8-bolt heavy-duty hubs with replaceable spindles, with 12.5L x 15 FI (load range F) tires on MF;

Walking tandem 6-bolt heavy-duty hubs

with replaceable spindles, with 11L x 15 8PR tires on wings

One-way pivoting stabilizer wheels

31 - 34 ft. sizes

Walking tandem axles with 8-bolt heavy-duty hubs with replaceable spindles, with 12.5L x 15 FI (load range F) tires on both MF and wings

One-way pivoting stabilizer wheels

42/47 ft. size

Walking tandem axles with 8-bolt heavy-duty hubs with replaceable spindles, with 16.5 x 16.1 FI (load range E) tires on MF

Walking tandem 6-bolt heavy-duty hubs with replaceable spindles, with 12.5L x 15 FI (load range D) tires on all wings

Adjustable castoring gauge wheels on outer wings with 9.5L x 15 FI (load range E) tires

**TRUE - TANDEM 330 TURBO
US PRICE LIST**

Standard Equipment

HYDRAULICS AND TRANSPORT

SYSTEM:

Single point depth adjustment hydraulic depth control

Hydraulic lift system:

22 ft. machine

3-1/2 x 8, 3-1/4 x 8 in. hydraulic cylinders

25 - 31 ft. machines

4 x 8, 3-3/4 x 8 hydraulic cylinders

34 ft. machine

4-1/4 x 8, 4 x 8 hydraulic cylinders

42/47ft. machine

4-1/4 x 12 in. on main frame

4 x 12 hydraulic cylinders on inner wings

3-3/4 x 12 hydraulic cylinders on outer wings and 3-1/2 x 12 in. hydraulic cylinders, rephasing cylinders, hoses and fittings

3000 PSI hydraulic cylinders, hoses, fittings

Male ISO couplers on hydraulic hosed to tractor

Hydraulic Folding Wings

22 - 25 ft. machines

3-1/2 x 42 in. hydraulic cylinders

31 - 34 ft. machines

4 x 42 in. hydraulic cylinders

42/47 ft. machine

4 x 36 hydraulic cylinders rear inner wings,

3-1/2 x 36 om. cylinders front inner wings;

4 x 36 in. hydraulic cylinders rear outer wings

WORKING WIDTHS:

@ 7.5 in.

Nominal

Spacing

22 ft.

22 ft. 2 in.

25 ft.

24 ft. 7 in.

31 ft.

31 ft. 8 in.

34 ft.

34 ft. 1 in.

42 ft.

42 ft. 5 in.

47 ft.

47 ft. 2 in.

TRANSPORT WIDTH:

13 ft. 8 in. (4.17 m) on 22 ft. machine

15 ft. 11 in. (4.85 m) on 25 ft. machine

machine

16 ft. 11 in. (5.16 m) on 31 ft. machine

machine

18 ft. 0 in. (5.49 m) on 34 ft. machine

18 ft. 6 in. (5.64 m) on 42 and 47 ft. machines

TRANSPORT HEIGHT:

11 ft. 4 in. (3.45 m) on 22 ft. machine

11 ft. 4 in. (3.45 m) on 25 ft. machine

14 ft. 5 in. (4.39 m) on 31 ft. machine

14 ft. 6 in. (4.42 m) on 34 ft. machine

13 ft. 4 in. (4.06 m) on 42 ft. machine

13 ft. 4 in. (3.88 m) on 47 ft. machine

MISCELLANEOUS:

Front and Rear jack stand

ASAE Highway transport chain

Combination warning and tail lights with 7-pin connector

SMV emblem and reflectors

Swinging hydraulic hose holder and operator's manual storage container

TRUE - TANDEM 330 TURBO
US PRICE LIST

Standard Equipment

Requirements for Operation:

12 volt electrical system and a 7 pin connector wired to supply power to transport lighting

Minimum required tractor hydraulic pressure: 2200 PSI

Up to three hydraulic remote valves

Operating guidelines vary with soil conditions.

Recommended ground speed:

7 - 9 mph

Recommend horsepower

7 - 11 Eng hp/ft. or

6 - 10 PTO hp/ft.

Engine horsepower required for secondary tillage operations (1.0 - 3.0 in. depth).

22 ft. - 155 - 240 hp

25 ft. - 175 - 275 hp

31 ft. - 215 - 340 hp

34 ft. - 240 - 375 hp

42 ft. - 295 - 460 hp

47 ft. - 330 - 520 hp

Operating Depth - 1.0 - 3.0 in.

**TRUE - TANDEM 330 TURBO
US PRICE LIST**

Models

COMMERCIAL MODEL	WORKING WIDTH	Weight	List Price
TRUE-TAND 330 TURBO	22 ft.	20,000 LB	\$55,519.00
TRUE-TAND 330 TURBO	25 ft.	20,000 LB	\$60,648.00
TRUE-TAND 330 TURBO	31 ft.	20,000 LB	\$77,882.00
TRUE-TAND 330 TURBO	34 ft.	20,000 LB	\$84,412.00
TRUE-TAND 330 TURBO	42 ft.	20,000 LB	\$112,440.00
TRUE-TAND 330 TURBO	47 ft.	20,000 LB	\$125,826.00

Factory Supplied Options

Order Code	Description	Weight	List Price
------------	-------------	--------	------------

LIFT WHEELS AND TIRES

SD_16066 WHEELS AND TIRES

For 22 ft. and 25 ft. machine			
424227	Walking tandem 8 - bolt hub with 12.5L x 15 FI (load range F) tires on mainframe; Walking tandem 6-bolt hub with 11L x 15 8PR tires on wings		No Charge
451106	TM8B GXY MF-TM6B WG 451106 With 12.5L x 16.5 SL 14PR Galaxy tires on mainframe; Walking tandem 6-bolt hub with 11L x 15 (8 PR), (load range F) tires on wings		\$600.00
For 31 ft. and 34 ft. Machine			
424228	Walking tandem 8 - bolt hub with 12.5L x 15 FI (load range F) tires on both mainframe and wings		No Charge
451092	Walking tandem 8-bolt hub with 12.5L x 16.5 SL 14PR Galaxy tires on mainframe; Walking tandem 8-bolt hub with 12.5L x 15 FI (load range F) tires on wings		\$600.00
For 42 ft. and 47 ft. Machine			
424408	Walking tandem 8-bolt hub, with 16.5L x 16.1 FI (load range E) tires on mainframe; Walking tandem 6 bolt hub with 12.5L x 15 FI (load range D) tires on wings; 9.5L x 15 FI (load range E) on front gauge wheels		No Charge

**TRUE - TANDEM 330 TURBO
US PRICE LIST**

REAR BASKET

SD P5601 REEL

	XP5601X	No Reel Note: Choose between a reel or harrow. Both cannot be chosen.		
		if WORKING WIDTH is 22 ft.		(\$7,768.00)
		if WORKING WIDTH is 25 ft.		(\$8,828.00)
		if WORKING WIDTH is 31 ft.		(\$10,959.00)
		if WORKING WIDTH is 34 ft.		(\$12,006.00)
		if WORKING WIDTH is 42 ft.		(\$14,831.00)
		if WORKING WIDTH is 47 ft.		(\$16,597.00)
	789602	Rear mounted flat reel Note: Choose between a reel or harrow. Both cannot be chosen. Recommended for rock-free soils.		No Charge
	424896	Rear mounted round reel Note: Choose between a reel or harrow. Both cannot be chosen. Recommended for mellow - to - medium soils with limited rocks.		No Charge
	451181	HD Rear mounted flat reel Note: Choose between a reel or harrow. Both cannot be chosen. Heavy Duty. Recommended for rocky fields and hard soils.		
		if WORKING WIDTH is 22 ft.		\$932.00
		if WORKING WIDTH is 25 ft.		\$1,059.00
		if WORKING WIDTH is 31 ft.		\$1,315.00
		if WORKING WIDTH is 34 ft.		\$1,441.00
		if WORKING WIDTH is 42 ft.		\$1,780.00
		if WORKING WIDTH is 47 ft.		\$1,992.00

HARROWS

SD P7701 HARROWS

	XP7701X	No selection Note: Choose between a reel or harrow. Both cannot be chosen.		No Charge
	424898	3 Bar coil tine harrow Field validated for U.S. Delta rice production only.		
		if WORKING WIDTH is 22 ft.		\$5,136.00
		if WORKING WIDTH is 25 ft.		\$5,251.00
		if WORKING WIDTH is 31 ft.		\$5,788.00
		if WORKING WIDTH is 34 ft.		\$6,325.00
		if WORKING WIDTH is 42 ft.		\$8,705.00
		if WORKING WIDTH is 47 ft.		\$9,741.00

**TRUE - TANDEM 330 TURBO
US PRICE LIST**

OPERATOR'S MANUAL

SD 47122 OPERATOR'S MANUAL

	789513	North American English Manual and decals			No Charge
	789514	North American French Manual and decals			No Charge

**TRUE - TANDEM 330 TURBO
US PRICE LIST**

Factory Supplied Attachments

Order Code	Description	Weight	List Price
For 25 ft. Machine			
779505008	Double clevis Cat. II adaptor (For 30.5 ft. and smaller units w/10.5 ft. mainframe. For tractors w/1.25 in. drawbar pin.) See bulletin LTR-865 for more details about ordering True-Tandem 330 Turbo scrapers and shields.	9 LB	\$63.00
Stabilizer Wheels			
87708883	Pair of wing depth control-pivoting wheels 7.6 x 15 6PR	187 LB	\$1,970.00

**CONSER-TILL 690 MULCH RIPPER
US PRICE LIST**

(Ex Works Goodfield, IL)

Standard Equipment

HITCH:

Pull-type hitch with 6 x 10 in.
(15 x 20 cm) tubing
Mechanical self-leveling hitch
Parking jack stand
Swinging hose stand

FRAME:

6 x 8 in. (15 x 20 cm) fore/aft
6 x 6 in. (15 x 15 cm) lateral

SHANKS:

Shear Bolt shank mounts
(recommended for no rocks or
obstruction)
SR12 Spring Reset shank mounts
(recommended for occasional rock or
obstructions)
1-1/4 in. (3.2 cm) x 3 in. (7.6 cm)
parabolic shanks
35 in. (89 cm) underframe clearance
SR13 Spring Reset shank mounts
(recommended for frequent rock or
obstructions)
1-1/4 in. (3.2 cm) x 4 in. (10 cm)
parabolic shanks
38 in. (96.5 cm) underframe clearance

UNITIZED GANGS (pre-assembled):

5 x 3 in. rectangular tube gang bars
with bolted on 1-1/4 x 2-1/2 in.
spring cushioned bearing standards

Earth Metal Crimped Center**Disk Blades**

Diameter: 24 in. (610 mm)
Thickness: 0.256 in. (6.5 mm)
Spacing: 12 in. (305 mm)
Operating Depth: 3 - 5 in.
(76 - 127mm)

Heavy-duty rigid arm spring steel type
scraper mounted to the bearings,
adjustable individually or by
complete gangs.

**UNITIZED GANGS (pre-assembled):
(continued)**

Standard Bearing - Cartridge type
regreasable, triple-sealed self-aligning
ball bearings mounted to a high
strength steel flange mount.

Optional Rock Cushion Gang Bearing -
Precision type regreasable,
triple sealed trunnion mounted bearing
with rubber bushings in a nodular
iron housing.

Front Gang

1-1/2 in. square spring steel arbor
bolts
6 in. diameter heavy-duty nodular iron
spools with machined ends.
Shallow Concavity Earth Metal disk
blades that are
24 in. (610 mm) x 0.256 in. (6.5 mm)
solid with two
22 in. (559 mm) x 0.256 in. (6.5 mm)
solid feathering blades
18 degree gang angle

Rear Gang

1-1/2 in. round spring steel arbor bolts
4.5 in. diameter heavy-duty nodular iron
spools with machined ends.
Full Concavity Earth Metal disk blades
that are
24 in. (610 mm) x 0.256 in. (6.5 mm)
solid with two
22 in. (559 mm) x 0.256 in. (6.5 mm)
solid and two
20 in. (508 mm) x 0.256 in. (6.5 mm)
solid feathering blades
16 degree gang angle

**CONSER-TILL 690 MULCH RIPPER
US PRICE LIST**

(Ex Works Goodfield, IL)

Standard Equipment

HYDRAULICS:

3000 PSI hydraulic cylinders, hoses,
fittings
Male ISO couplers on hydraulic hoses
to tractor
Positive stop mechanical depth control
on main lift cylinders
Optional hydraulic adjustable disk gang
depth control

WHEELS AND TIRES:

6 Bolt heavy-duty hubs with replaceable
spindles
12.5L x 15, 8PR tires for 5 shank
model - standard
12.5L x 15, 12PR tires for 5 shank
model - option
(for improved stubble resistance)
12.5L x 15, 12PR tires for 7 shank
model - standard
Torque tube (stabilizing beam) for
walking beam axle

TRANSPORT:

ASAE highway transport chain
Warning and tail lights
SMV emblem and reflectors
Optional wing fold cylinder on 17 ft. 6 in.
(5.3 m)

Transport Width

5 shank - 15 ft. 11 in. (4.84 m)
7 shank - 18 ft. (5.48 m) hydraulic
folding model
7 shank - 21 ft. 9 in. (6.63 m)
non-folding model

DIMENSIONS:

Working Width
5 shank - 12 ft. 6 in. (3.81 m)
7 shank - 17 ft. 6 in. (5.33 m)

Overall Length
5 shank - 30 ft. 1 in. (9.17 m)
7 shank - 31 ft. 5 in. (9.57 m)

Typical Machine Weights
5 shank - 9,680 lbs. (4,400 kg)
7 shank - 11,960 lbs. (5,436 kg)

Requirements for Operation:

Operating guidelines: varies with
soil conditions

Drawbar HP required at 10-20 dbHp/ft.:
5 shank at 12 ft. 6 in. (3.81 m) - 190 -
380 Engine Hp
7 shank at 17 ft. 6 in. (5.33 m) - 265 -
530 Engine Hp

Recommended ground speed:
5.0 - 7 MPH (7.2 - 11.3 KPH)

Minimum required tractor hydraulic
pressure: 1800 PSI (12,410 kPa)

12 volt electrical system with 7-pin
connector

**CONSER-TILL 690 MULCH RIPPER
US PRICE LIST**

(Ex Works Goodfield, IL)

Models

COMMERCIAL MODEL	WORKING WIDTH	SHANK MOUNT	TRANSPORT	Weight	List Price
690 RIPPER 12.5 FT	12 ft.	SR13 Spring Reset	Non-Folding	15,000 LB	\$28,992.00
690 RIPPER 12.5 FT	12 ft.	Shear Bolt	Non-Folding	15,000 LB	\$26,165.00
690 RIPPER 12.5 FT	12 ft.	Spring Reset Shank SR12	Non-Folding	15,000 LB	\$27,866.00
690 RIPPER 17.5 FT	17 ft.	SR13 Spring Reset	Folding	15,000 LB	\$41,068.00
690 RIPPER 17.5 FT	17 ft.	SR13 Spring Reset	Non-Folding	15,000 LB	\$37,834.00
690 RIPPER 17.5 FT	17 ft.	Shear Bolt	Folding	15,000 LB	\$37,040.00
690 RIPPER 17.5 FT	17 ft.	Shear Bolt	Non-Folding	15,000 LB	\$33,806.00
690 RIPPER 17.5 FT	17 ft.	Spring Reset Shank SR12	Folding	15,000 LB	\$39,492.00
690 RIPPER 17.5 FT	17 ft.	Spring Reset Shank SR12	Non-Folding	15,000 LB	\$36,258.00

Factory Supplied Options

Order Code	Description	Weight	List Price
SHANK POINTS			
SD_P5305 POINTS FOR MAIN SHANKS			
789546	2 in. straight points		No Charge
789548	7 in. standard tiger points		
	if WORKING WIDTH is 12 ft.		\$45.00
	if WORKING WIDTH is 17 ft.		\$63.00
789549	7 in replaceable tip tiger pts		
	if WORKING WIDTH is 12 ft.		\$288.00
	if WORKING WIDTH is 17 ft.		\$402.00
CUSHIONED GANG DISK GANGS			
SD_P7901 BEARINGS			
789560	Flange mounted disk bearings SOLID - 24 in. (610 mm) .256 in. (6.5 mm) solid w/two 22 in.(559 mm) .256 in. (6.5 mm) solid on front and 24 in. (610mm) .256 in. (6.5 mm) solid w/two 22 in. (559 mm) .256 in.(6.5 mm) solid and two 20 in. (508 mm) .256 in. (6.5 mm) solid on rear gang		No Charge

**CONSER-TILL 690 MULCH RIPPER
US PRICE LIST**

(Ex Works Goodfield, IL)

	789561	Trunnion mounted disk bearings Heavy-duty - Recommended for rocky conditions SOLID - 24 in. (610 mm) .256 in. (6.5 mm) solid w/two 22 in.(559 mm) .256 in. (6.5 mm) solid on front and 24 in. (610mm) .256 in. (6.5 mm) solid w/two 22 in. (559 mm) .256 in.(6.5 mm) solid and two 20 in. (508 mm) .256 in. (6.5 mm) solid on rear gang		
		if WORKING WIDTH is 12 ft.		\$1,445.00
		if TRANSPORT is Non-Folding and WORKING WIDTH is 17 ft.		\$2,125.00
		if TRANSPORT is Folding and WORKING WIDTH is 17 ft.		\$2,478.00

DISK GANG DEPTH CONTROL

SD_P8201 DEPTH CONTROL

	424329	Mechanical depth control		No Charge
	424330	Hydraulic depth control		\$1,796.00

TIRES AND WHEELS

SD_16066 WHEELS AND TIRES

	424325	(4) 12.5LX15 8PR walking beam axles w/6 bolt heavy-duty hubs		No Charge
	789562	(4) 12.5LX15 12PR walking beam axles w/6 bolt heavy-duty hubs		
		if WORKING WIDTH is 17 ft.		No Charge
		if WORKING WIDTH is 12 ft.		\$193.00

OPERATOR'S MANUAL

SD_47122 OPERATOR'S MANUAL

	789513	North American English		No Charge
	789514	North American French		No Charge

OTHER EQUIPMENT

SD_41039 HITCH

	X41039X	No hitch		No Charge
	789501	Rear hitch assembly		
		if TRANSPORT is Folding		\$1,245.00
		if TRANSPORT is Non-Folding		\$1,328.00

**CONSER-TILL 690 MULCH RIPPER
US PRICE LIST**

(Ex Works Goodfield, IL)

SD_50112 SHIN WITH HARDWARE

	X50112X	No Shin with hardware		No Charge
	424204	Shins with hardware		
		if SHANK MOUNT is SR13 Spring Reset and WORKING WIDTH is 12 ft.		\$282.00
		if SHANK MOUNT is SR13 Spring Reset and WORKING WIDTH is 17 ft.		\$394.00

SD_50120 COVERING BOARD

	X50120X	No covering board		No Charge
	424369	Coverboards-4 in. cannot be used with shank shin		
		if SHANK MOUNT is SR13 Spring Reset and WORKING WIDTH is 12 ft.		\$152.00
		if SHANK MOUNT is SR13 Spring Reset and WORKING WIDTH is 17 ft.		\$213.00
	424370	Coverboards-6 in. cannot be used with shank shin		
		if SHANK MOUNT is SR13 Spring Reset and WORKING WIDTH is 12 ft.		\$231.00
		if SHANK MOUNT is SR13 Spring Reset and WORKING WIDTH is 17 ft.		\$323.00

**CONSER-TILL 690 MULCH RIPPER
US PRICE LIST**

(Ex Works Goodfield, IL)

Factory Supplied Attachments

Order Code	Description	Weight	List Price
Attachments			
436178A	Rear hitch for 7 shank folding	480 LB	\$1,428.00
443609A	Rear hitch for 5 shank and 7 shank non-folding.		\$1,530.00
87414527	Kit to convert disk gang depth control from mechanical to hydraulic.	287 LB	\$1,857.00
84123156	SR13 Conversion kit, 5 shank	50 LB	\$6,327.00
84123162	SR13 Conversion kit, 7 shank	50 LB	\$8,859.00

**TIGER-MATE 200 FIELD CULTIVATOR
US PRICE LIST**

(Ex Works Goodfield, IL)

Standard Equipment

HITCH SYSTEM:

"Perfect Hitch" tongue for tractor
auto-pin compatibility for clevis-type
tractor drawbar
Level-lift hitch w/ locking turnbuckle
adjustment
Swinging hose stand
Parking Jack - 5000 lbs. (2268kg)

SHANKS:

"Split-The-Middle" sweep pattern
6 in./152 mm shank spacing
5/8 in./15.9 mm x 1-3/4 in./44.45 mm
shanks
Compression spring design
150 lb/68 kg point load with 14"
trip height
"clamp style" shank mounts with
positive stops
Double bushings used at shank pivot &
spring slide area

HYDRAULICS:

3000 PSI hydraulic cylinders, hoses
and fittings
Male ISO couplers on hydraulic hoses
to tractor

FRAME:

5-rank "Bridge Frame" construction
with 3 in./76 mm x 4 in./102 mm
side-to-side and double
2 in./50.8 mm x 2 in./50.8 mm
or 2 in./50.8 mm x 3 in./76.2 mm
fore/aft structural members
Minimum rank spacing is 30 in./76.2 cm

DEPTH CONTROL SYSTEMS:

Positive mechanical crank adjustment
Locking turnbuckle adjustment for
fore/aft levelness
"Wrench-free" adjustment
Depth indicator gauge visible from
tractor cab

WHEELS AND TIRES (TUBELESS):

Walking beam axles on both mainframe
and 5.5 ft./1.7 m and larger wings

Hubs and Spindles:

Replaceable spindles on all walking
beam axles
18.5 ft./5.64 m - 32.5 ft./9.91 m (SF)
- heavy-duty 6-bolt hubs on
mainframe
- standard-duty 6-bolt hubs on
wings
34.5 ft./10.5 m (SF) - 60.5 ft./18.44
m (DF)
- heavy-duty 8-bolt hubs on
mainframe
- standard-duty 6-bolt hubs on
wings

Stabilizer wheels:

Non-pivoting adjustable stabilizer
wheels on all wings
5.90 x 15 4PR stubble resistant tires
(tube type)

Tire size (mainframe and wings):

18.5 ft./5.64 m; (SF)
9.5L x 15 8PR tires on mainframe
20.5 ft./6.25 m to 22.5 ft./6.86 m; (SF)
9.5L x 15 8PR tires on mainframe
and wings
24.5 ft./7.47 m to 30.5 ft.
(10.5' mainframe)/ 9.30 m (SF)
9.5L x 15 12PR tires on mainframe
9.5L x 15 8PR tires on wings
30.5 ft. (12.5' mainframe)/9.30 m to
32.5 ft. (14.5' mainframe)/11.73 m
(SF)
9.5L x 15 FI (Load Range E) tires on
mainframe
9.5L x 15 8PR tires on wings
34.5 ft./10.52 m - 38.5 ft./11.73 m (SF)
9.5L x 15 FI (Load Range F) tires on
mainframe
9.5L x 15 8PR tires wings

**TIGER-MATE 200 FIELD CULTIVATOR
US PRICE LIST**

(Ex Works Goodfield, IL)

Standard Equipment

WHEELS AND TIRES (TUBELESS):

(continued)

Tire size (mainframe and wings):

38.5 ft./11.73 m - 46.5 ft./14.17 m; (DF)

11L x 15 FI (Load Range F) tires on
mainframe

9.5L x 15 8PR tires on wings

48.5 ft./14.78 m - 60.5 ft./18.44 m; (DF)

12.5L x 15 FI (Load Range F) tires on
mainframe

9.5L x 15 8PR tires on wings

(SF) = Single Fold

(DF) = Double Fold

TRANSPORT:

Hydraulic transport lock valve with
manual cylinder stops

Combination warning and tail lights
with 7-pin connector

SMV emblem and reflectors

ASAE highway transport chain

Transport Width

Single Fold

18.5 to 28.5 ft. - 13 ft. (4.24 m)

30.5 ft. (10.5 ft. mainframe) -
14.5 ft. (4.42 m)

30.5 ft. (12.5 ft. mainframe) -
15.92 ft. (4.85 m)

32.5 ft. - 15.92 ft. (4.85 m)

34.5 to 38.5 ft. - 17.92 ft. (5.46 m)

Double Fold

38.5 to 46.5 ft. - 16.92 ft. (5.16 m)

48.5 to 60.5 ft. - 18.92 ft. (5.77 m)

TRANSPORT: (continued)

Transport Height without Harrows

Single Fold

18.5 ft. - 8.0 ft. (2.44 m)

20.5 ft. - 8.83 ft. (2.68 m)

22.5 ft. - 9.83 ft. (3.0 m)

24.5 ft. - 10.58 ft. (3.23 m)

26.5 ft. - 11.5 ft. (3.54 m)

28.5 ft. - 12.42 ft. (3.78)

30.5 ft. (10.5 ft. mainframe) -
14.5 ft. (4.42 m)

30.5 ft. (12.5 ft. mainframe) -
12.5 ft. (3.81 m)

32.5 to 34.5 ft. - 13.25 ft. (4.04 m)

36.5 ft. - 14.33 ft. (4.37 m)

38.5 ft. 15.08 ft. (4.6 m)

Transport Height without Harrows

Double Fold

38.5 to 40.5 ft. - 11.5 ft. (3.51 m)

42.5 to 46.5 ft. - 13.5 ft. (4.11 m)

48.5 to 50.5 ft. - 13.58 ft. (4.14 m)

54.5 to 60.5 ft. - 15.58 ft (4.75 m)

Requirements for Operation:

Operating Guidelines:

Vary with soil conditions and depth
of tillage

5 - 8 Engine Horsepower per foot or

2.5 - 4.0 Engine Horsepower per shank

Recommended operating speed is

5.5 - 8 mph

**TIGER-MATE 200 FIELD CULTIVATOR
US PRICE LIST**

(Ex Works Goodfield, IL)

Models

COMMERCIAL MODEL	WORKING WIDTH	MAINFRAME	TRANSPORT	Weight	List Price
TIGER-MATE 200	18.5 ft.	10.5 FT	Single Folding	10,000 LB	\$20,388.00
TIGER-MATE 200	20.5 ft.	10.5 FT	Single Folding	10,000 LB	\$25,915.00
TIGER-MATE 200	22.5 ft.	10.5 FT	Single Folding	10,000 LB	\$27,714.00
TIGER-MATE 200	24.5 ft.	10.5 FT	Single Folding	10,000 LB	\$29,481.00
TIGER-MATE 200	26.5 ft.	10.5 FT	Single Folding	10,000 LB	\$31,074.00
TIGER-MATE 200	28.5 ft.	10.5 FT	Single Folding	10,000 LB	\$32,645.00
TIGER-MATE 200	30.5 ft.	10.5 FT	Single Folding	10,000 LB	\$33,268.00
TIGER-MATE 200	30.5 ft.	12.5 FT	Single Folding	10,000 LB	\$35,477.00
TIGER-MATE 200	32.5 ft.	12.5 FT	Single Folding	10,000 LB	\$35,625.00
TIGER-MATE 200	34.5 ft.	14.5 FT	Single Folding	10,000 LB	\$37,082.00
TIGER-MATE 200	36.5 ft.	14.5 FT	Single Folding	10,000 LB	\$38,759.00
TIGER-MATE 200	38.5 ft.	12.5 FT	Double Folding	10,000 LB	\$48,642.00
TIGER-MATE 200	38.5 ft.	14.5 FT	Single Folding	10,000 LB	\$40,525.00
TIGER-MATE 200	40.5 ft.	12.5 FT	Double Folding	10,000 LB	\$49,142.00
TIGER-MATE 200	42.5 ft.	12.5 FT	Double Folding	10,000 LB	\$51,410.00
TIGER-MATE 200	44.5 ft.	12.5 FT	Double Folding	10,000 LB	\$53,948.00
TIGER-MATE 200	46.5 ft.	12.5 FT	Double Folding	10,000 LB	\$56,281.00
TIGER-MATE 200	48.5 ft.	14.5 FT	Double Folding	10,000 LB	\$58,276.00
TIGER-MATE 200	50.5 ft.	14.5 FT	Double Folding	10,000 LB	\$60,306.00
TIGER-MATE 200	54.5 ft.	14.5 FT	Double Folding	10,000 LB	\$65,131.00
TIGER-MATE 200	60.5 ft.	14.5 FT	Double Folding	10,000 LB	\$68,634.00

Factory Supplied Options

Order Code	Description	Weight	List Price
SWEEPS			
SD_P5305 POINTS FOR MAIN SHANKS			
789509	7.5 in. Maxxi-Grip Sweep Knock-on style Includes Sweep 380434A1 and Adapter 400309A1		No Charge
789510	9 in. Maxxi-Grip Sweep Knock-on style Includes Sweep 380435A1 and Adapter 499309A1		
	if WORKING WIDTH is 18.5 ft.		\$22.00
	if WORKING WIDTH is 20.5 ft.		\$22.00
	if WORKING WIDTH is 22.5 ft.		\$23.00

**TIGER-MATE 200 FIELD CULTIVATOR
US PRICE LIST**

(Ex Works Goodfield, IL)

		if WORKING WIDTH is 26.5 ft.		\$29.00
		if WORKING WIDTH is 24.5 ft.		\$30.00
		if WORKING WIDTH is 28.5 ft.		\$33.00
		if WORKING WIDTH is 30.5 ft.		\$35.00
		if WORKING WIDTH is 32.5 ft.		\$38.00
		if WORKING WIDTH is 34.5 ft.		\$41.00
		if WORKING WIDTH is 36.5 ft.		\$42.00
		if WORKING WIDTH is 38.5 ft.		\$45.00
		if WORKING WIDTH is 40.5 ft.		\$47.00
		if WORKING WIDTH is 42.5 ft.		\$48.00
		if WORKING WIDTH is 44.5 ft.		\$49.00
		if WORKING WIDTH is 46.5 ft.		\$54.00
		if WORKING WIDTH is 48.5 ft.		\$57.00
		if WORKING WIDTH is 50.5 ft.		\$61.00
		if WORKING WIDTH is 54.5 ft.		\$62.00
		if WORKING WIDTH is 60.5 ft.		\$71.00
	789511	7 in. Long Nose Sweep Maxxi-Point Includes Sweep 372560A1		
		if WORKING WIDTH is 18.5 ft.		(\$141.00)
		if WORKING WIDTH is 20.5 ft.		(\$153.00)
		if WORKING WIDTH is 22.5 ft.		(\$171.00)
		if WORKING WIDTH is 24.5 ft.		(\$185.00)
		if WORKING WIDTH is 26.5 ft.		(\$198.00)
		if WORKING WIDTH is 28.5 ft.		(\$215.00)
		if WORKING WIDTH is 30.5 ft.		(\$231.00)
		if WORKING WIDTH is 32.5 ft.		(\$248.00)
		if WORKING WIDTH is 34.5 ft.		(\$261.00)
		if WORKING WIDTH is 36.5 ft.		(\$274.00)
		if WORKING WIDTH is 38.5 ft.		(\$291.00)
		if WORKING WIDTH is 40.5 ft.		(\$305.00)
		if WORKING WIDTH is 42.5 ft.		(\$321.00)
		if WORKING WIDTH is 44.5 ft.		(\$338.00)
		if WORKING WIDTH is 46.5 ft.		(\$350.00)
		if WORKING WIDTH is 48.5 ft.		(\$365.00)
		if WORKING WIDTH is 50.5 ft.		(\$378.00)
		if WORKING WIDTH is 54.5 ft.		(\$411.00)
		if WORKING WIDTH is 60.5 ft.		(\$454.00)
	789512	9 in. Long Nose Sweep Maxxi-Point Includes Sweep 372561A1		
		if WORKING WIDTH is 18.5 ft.		(\$121.00)
		if WORKING WIDTH is 20.5 ft.		(\$134.00)
		if WORKING WIDTH is 22.5 ft.		(\$149.00)
		if WORKING WIDTH is 24.5 ft.		(\$158.00)
		if WORKING WIDTH is 26.5 ft.		(\$174.00)
		if WORKING WIDTH is 28.5 ft.		(\$187.00)
		if WORKING WIDTH is 30.5 ft.		(\$198.00)
		if WORKING WIDTH is 32.5 ft.		(\$211.00)
		if WORKING WIDTH is 34.5 ft.		(\$227.00)

**TIGER-MATE 200 FIELD CULTIVATOR
US PRICE LIST**

(Ex Works Goodfield, IL)

		if WORKING WIDTH is 36.5 ft.			(\$239.00)
		if WORKING WIDTH is 38.5 ft.			(\$252.00)
		if WORKING WIDTH is 40.5 ft.			(\$262.00)
		if WORKING WIDTH is 42.5 ft.			(\$276.00)
		if WORKING WIDTH is 44.5 ft.			(\$292.00)
		if WORKING WIDTH is 46.5 ft.			(\$302.00)
		if WORKING WIDTH is 48.5 ft.			(\$315.00)
		if WORKING WIDTH is 50.5 ft.			(\$327.00)
		if WORKING WIDTH is 54.5 ft.			(\$356.00)
		if WORKING WIDTH is 60.5 ft.			(\$394.00)
	789580	7.3 in. Maxxi-Point Plus Sweep Long Nose Knock-on style Includes Sweep 87460413 and Adapter 400309A1			
		if WORKING WIDTH is 18.5 ft.			\$128.00
		if WORKING WIDTH is 20.5 ft.			\$144.00
		if WORKING WIDTH is 22.5 ft.			\$155.00
		if WORKING WIDTH is 24.5 ft.			\$170.00
		if WORKING WIDTH is 26.5 ft.			\$184.00
		if WORKING WIDTH is 28.5 ft.			\$198.00
		if WORKING WIDTH is 30.5 ft.			\$212.00
		if WORKING WIDTH is 32.5 ft.			\$226.00
		if WORKING WIDTH is 34.5 ft.			\$239.00
		if WORKING WIDTH is 36.5 ft.			\$254.00
		if WORKING WIDTH is 38.5 ft.			\$269.00
		if WORKING WIDTH is 40.5 ft.			\$286.00
		if WORKING WIDTH is 42.5 ft.			\$296.00
		if WORKING WIDTH is 44.5 ft.			\$311.00
		if WORKING WIDTH is 46.5 ft.			\$324.00
		if WORKING WIDTH is 48.5 ft.			\$339.00
		if WORKING WIDTH is 50.5 ft.			\$356.00
		if WORKING WIDTH is 54.5 ft.			\$379.00
		if WORKING WIDTH is 60.5 ft.			\$423.00

TIRES AND WHEELS

SD 16066 WHEELS AND TIRES

Tubeless Tires					
	424754	Four 9.5Lx15 8PR tubeless Tires on mainframe Four 9.5Lx15 8PR tubeless For 18.5 ft. single fold			No Charge
	424755	Eight 9.5Lx15 8PR tubeless Tires on mainframe and wings For 20.5 and 22.5 ft. single fold			No Charge

**TIGER-MATE 200 FIELD CULTIVATOR
US PRICE LIST**

(Ex Works Goodfield, IL)

424756	Four 9.5Lx15 12PR tubeless Tires on mainframe Four 9.5Lx15 8PR on wings For 24.5 to 30.5 ft., 10.5 ft. MF, single fold		No Charge
424757	Four 9.5Lx15 FI, LR=E, tubeles Tires on mainframe Four 9.5Lx15 8PR tires on wings For 30.5 ft., 12.5 ft. MF, to 32.5 ft., 12.5 ft. MF, single fold		No Charge
424778	Four 9.5Lx15 FI, LR=F, tubeles Tires on mainframe Four 9.5Lx15 8PR tires on wings For 34.5 to 38.5, 14.5 MF, single fold		No Charge
424758	Four 11Lx15 FI, LR=F, tubeless Tires on mainframe Eight 9.5Lx15 8PR tires on wings For 38.5 to 46.5 ft., 12.5 MF, double fold		No Charge
424734	Four 235/75R-17.5- H -tubeless Tires on mainframe Eight 9.5Lx15 8PR tires on wings For 38.5 to 46.5 ft., 12.5 MF, double fold Required for 42.5 ft. to 46.5 ft. with ACS - round or ACS - flat		No Charge
424759	Four 12.5Lx15 FI,LR=F,tubeless Tires on mainframe Eight 9.5Lx15 8PR tires on wings For 48.5 to 60.5 ft. double fold		No Charge
424735	Four 12.5Lx16.5 14PR tubeless Tires on mainframe Eight 9.5Lx15 8PR tires on wings For 48.5 to 60.5 ft. double fold Required for 54.5 and 60.5 ft. with ACS - round or ACS - flat Required for 60.5 ft. with spike tooth harrow		No Charge
Tube Tires			
424760	Four 9.5Lx15 8PR tube Tires on mainframe For 18.5 Ft. single fold		\$175.00
424761	Eight 9.5Lx15 8PR tube Tires on mainframe and wings For 20.5 and 22.5 single fold		\$312.00
424762	Four 9.5Lx15 12PR tube Tires on mainframe Four 9.5Lx15 8PR on wings For 24.5 to 30.5, 10.5 ft. MF, single fold		\$312.00
424763	Four 9.5Lx15 FI, LR=E, tube Tires on mainframe Four 9.5Lx15 8PR tires on wings For 30.5 ft., 12.5 ft. MF, to 32.5 ft., 14.5 ft. MF, single fold		\$480.00

**TIGER-MATE 200 FIELD CULTIVATOR
US PRICE LIST**

(Ex Works Goodfield, IL)

424779	Four 9.5Lx15 FI, LR=F, tube Tires on mainframe Four 9.5Lx15 8PR tires on wings For 34.5 to 38.5 single fold, 14.5 MF, single fold		\$491.00
424764	Four 11Lx15 FI, LR=F, tube Tires on mainframe Eight 9.5Lx15 8PR tires on wings For 38.5 to 46.5 ft., 12.5 MF, double fold		\$491.00
424736	Four 235/75R-17.5 -H- tube Tires on mainframe Eight 9.5Lx15 8PR tires on wings For 38.5 to 46.5 ft., 12.5 MF, double fold Required for 42.5 ft. to 46.5 ft. w/ACS - round or ACS - flat		\$491.00
424765	Four 12.5Lx15 FI, LR=F, tube Tires on mainframe Eight 9.5Lx15 8PR tires on wings For 48.5 to 60.5 ft. double fold, 12.5 MF		\$522.00
424737	Four 12.5Lx16.5 14PR tube Tires on mainframe Eight 9.5Lx15 8PR tires on wings For 48.5 to 60.5 ft. double fold, 12.5 MF Required for 54.5 to 60.5 ft. w/ACS - round or ACS - flat Required for 60.5 ft. w/spike tooth harrow		\$522.00

HARROWS

SD_P7701 HARROWS

XP7701X	No selection		No Charge
789502	3-Bar coil tine harrow		
	if MAINFRAME is 10.5 FT and TRANSPORT is Single Folding and WORKING WIDTH is 18.5 ft.		\$4,140.00
	if MAINFRAME is 10.5 FT and TRANSPORT is Single Folding and WORKING WIDTH is 20.5 ft.		\$4,200.00
	if MAINFRAME is 10.5 FT and TRANSPORT is Single Folding and WORKING WIDTH is 22.5 ft.		\$4,313.00
	if MAINFRAME is 10.5 FT and TRANSPORT is Single Folding and WORKING WIDTH is 24.5 ft.		\$4,453.00
	if MAINFRAME is 10.5 FT and TRANSPORT is Single Folding and WORKING WIDTH is 26.5 ft.		\$4,510.00
	if MAINFRAME is 10.5 FT and TRANSPORT is Single Folding and WORKING WIDTH is 28.5 ft.		\$4,693.00

**TIGER-MATE 200 FIELD CULTIVATOR
US PRICE LIST**

(Ex Works Goodfield, IL)

		if MAINFRAME is 10.5 FT and TRANSPORT is Single Folding and WORKING WIDTH is 30.5 ft.		\$4,976.00
		if MAINFRAME is 12.5 FT and TRANSPORT is Single Folding and WORKING WIDTH is 30.5 ft.		\$5,039.00
		if MAINFRAME is 12.5 FT and TRANSPORT is Single Folding and WORKING WIDTH is 32.5 ft.		\$5,105.00
		if MAINFRAME is 14.5 FT and TRANSPORT is Single Folding and WORKING WIDTH is 34.5 ft.		\$5,219.00
		if MAINFRAME is 14.5 FT and TRANSPORT is Single Folding and WORKING WIDTH is 36.5 ft.		\$5,291.00
		if MAINFRAME is 14.5 FT and TRANSPORT is Single Folding and WORKING WIDTH is 38.5 ft.		\$5,403.00
		if MAINFRAME is 12.5 FT and TRANSPORT is Double Folding and WORKING WIDTH is 38.5 ft.		\$7,089.00
		if MAINFRAME is 12.5 FT and TRANSPORT is Double Folding and WORKING WIDTH is 40.5 ft.		\$7,227.00
		if MAINFRAME is 12.5 FT and TRANSPORT is Double Folding and WORKING WIDTH is 42.5 ft.		\$7,341.00
		if MAINFRAME is 12.5 FT and TRANSPORT is Double Folding and WORKING WIDTH is 44.5 ft.		\$7,479.00
		if MAINFRAME is 12.5 FT and TRANSPORT is Double Folding and WORKING WIDTH is 46.5 ft.		\$7,543.00
		if MAINFRAME is 14.5 FT and TRANSPORT is Double Folding and WORKING WIDTH is 48.5 ft.		\$7,732.00
		if MAINFRAME is 14.5 FT and TRANSPORT is Double Folding and WORKING WIDTH is 50.5 ft.		\$8,077.00
		if MAINFRAME is 14.5 FT and TRANSPORT is Double Folding and WORKING WIDTH is 54.5 ft.		\$8,511.00
		if MAINFRAME is 14.5 FT and TRANSPORT is Double Folding and WORKING WIDTH is 60.5 ft.		\$9,553.00
	789503	4-Bar Coil Tine Harrow		
		if MAINFRAME is 10.5 FT and TRANSPORT is Single Folding and WORKING WIDTH is 18.5 ft.		\$4,424.00
		if MAINFRAME is 10.5 FT and TRANSPORT is Single Folding and WORKING WIDTH is 20.5 ft.		\$4,550.00
		if MAINFRAME is 10.5 FT and TRANSPORT is Single Folding and WORKING WIDTH is 22.5 ft.		\$4,681.00

**TIGER-MATE 200 FIELD CULTIVATOR
US PRICE LIST**

(Ex Works Goodfield, IL)

		if MAINFRAME is 10.5 FT and TRANSPORT is Single Folding and WORKING WIDTH is 24.5 ft.			\$4,826.00
		if MAINFRAME is 10.5 FT and TRANSPORT is Single Folding and WORKING WIDTH is 26.5 ft.			\$4,962.00
		if MAINFRAME is 10.5 FT and TRANSPORT is Single Folding and WORKING WIDTH is 28.5 ft.			\$5,159.00
		if MAINFRAME is 10.5 FT and TRANSPORT is Single Folding and WORKING WIDTH is 30.5 ft.			\$5,545.00
		if MAINFRAME is 12.5 FT and TRANSPORT is Single Folding and WORKING WIDTH is 30.5 ft.			\$5,636.00
		if MAINFRAME is 12.5 FT and TRANSPORT is Single Folding and WORKING WIDTH is 32.5 ft.			\$5,713.00
		if MAINFRAME is 14.5 FT and TRANSPORT is Single Folding and WORKING WIDTH is 34.5 ft.			\$5,846.00
		if MAINFRAME is 14.5 FT and TRANSPORT is Single Folding and WORKING WIDTH is 36.5 ft.			\$5,924.00
		if MAINFRAME is 14.5 FT and TRANSPORT is Single Folding and WORKING WIDTH is 38.5 ft.			\$6,261.00
		if MAINFRAME is 12.5 FT and TRANSPORT is Double Folding and WORKING WIDTH is 38.5 ft.			\$7,942.00
		if MAINFRAME is 12.5 FT and TRANSPORT is Double Folding and WORKING WIDTH is 40.5 ft.			\$8,091.00
		if MAINFRAME is 12.5 FT and TRANSPORT is Double Folding and WORKING WIDTH is 42.5 ft.			\$8,219.00
		if MAINFRAME is 12.5 FT and TRANSPORT is Double Folding and WORKING WIDTH is 44.5 ft.			\$8,367.00
		if MAINFRAME is 12.5 FT and TRANSPORT is Double Folding and WORKING WIDTH is 46.5 ft.			\$8,522.00
		if MAINFRAME is 14.5 FT and TRANSPORT is Double Folding and WORKING WIDTH is 48.5 ft.			\$8,732.00
		if MAINFRAME is 14.5 FT and TRANSPORT is Double Folding and WORKING WIDTH is 50.5 ft.			\$9,125.00
		if MAINFRAME is 14.5 FT and TRANSPORT is Double Folding and WORKING WIDTH is 54.5 ft.			\$9,618.00
		if MAINFRAME is 14.5 FT and TRANSPORT is Double Folding and WORKING WIDTH is 60.5 ft.			\$10,061.00
	424904	5-Bar Spike Tooth Harrow			

**TIGER-MATE 200 FIELD CULTIVATOR
US PRICE LIST**

(Ex Works Goodfield, IL)

		if WORKING WIDTH is 18.5 ft.		\$5,376.00
		if WORKING WIDTH is 20.5 ft.		\$5,742.00
		if WORKING WIDTH is 22.5 ft.		\$5,865.00
		if WORKING WIDTH is 24.5 ft.		\$6,388.00
		if WORKING WIDTH is 26.5 ft.		\$7,753.00
		if WORKING WIDTH is 28.5 ft.		\$8,117.00
		if WORKING WIDTH is 32.5 ft.		\$8,554.00
		if WORKING WIDTH is 34.5 ft.		\$8,883.00
		if WORKING WIDTH is 36.5 ft.		\$9,261.00
		if WORKING WIDTH is 40.5 ft.		\$9,764.00
		if WORKING WIDTH is 42.5 ft.		\$11,483.00
		if WORKING WIDTH is 44.5 ft.		\$11,716.00
		if WORKING WIDTH is 46.5 ft.		\$12,141.00
		if WORKING WIDTH is 48.5 ft.		\$12,754.00
		if WORKING WIDTH is 50.5 ft.		\$14,343.00
		if WORKING WIDTH is 54.5 ft.		\$14,958.00
		if WORKING WIDTH is 60.5 ft.		\$15,626.00
		if MAINFRAME is 10.5 FT and WORKING WIDTH is 30.5 ft.		\$8,417.00
		if MAINFRAME is 12.5 FT and WORKING WIDTH is 30.5 ft.		\$8,424.00
		if MAINFRAME is 14.5 FT and WORKING WIDTH is 38.5 ft.		\$9,528.00
		if MAINFRAME is 12.5 FT and WORKING WIDTH is 38.5 ft.		\$9,700.00
	789505	ACS - Round tube baskets		
		if MAINFRAME is 10.5 FT and TRANSPORT is Single Folding and WORKING WIDTH is 18.5 ft.		\$9,488.00
		if MAINFRAME is 10.5 FT and TRANSPORT is Single Folding and WORKING WIDTH is 20.5 ft.		\$9,623.00
		if MAINFRAME is 10.5 FT and TRANSPORT is Single Folding and WORKING WIDTH is 22.5 ft.		\$9,891.00
		if MAINFRAME is 10.5 FT and TRANSPORT is Single Folding and WORKING WIDTH is 24.5 ft.		\$10,195.00
		if MAINFRAME is 10.5 FT and TRANSPORT is Single Folding and WORKING WIDTH is 26.5 ft.		\$10,332.00
		if MAINFRAME is 10.5 FT and TRANSPORT is Single Folding and WORKING WIDTH is 28.5 ft.		\$10,749.00
		if MAINFRAME is 10.5 FT and TRANSPORT is Single Folding and WORKING WIDTH is 30.5 ft.		\$12,913.00
		if MAINFRAME is 12.5 FT and TRANSPORT is Single Folding and WORKING WIDTH is 30.5 ft.		\$13,069.00

**TIGER-MATE 200 FIELD CULTIVATOR
US PRICE LIST**

(Ex Works Goodfield, IL)

			if MAINFRAME is 12.5 FT and TRANSPORT is Single Folding and WORKING WIDTH is 32.5 ft.		\$13,554.00
			if MAINFRAME is 14.5 FT and TRANSPORT is Single Folding and WORKING WIDTH is 34.5 ft.		\$13,864.00
			if MAINFRAME is 14.5 FT and TRANSPORT is Single Folding and WORKING WIDTH is 36.5 ft.		\$14,178.00
			if MAINFRAME is 12.5 FT and TRANSPORT is Double Folding and WORKING WIDTH is 38.5 ft.		\$18,834.00
			if MAINFRAME is 12.5 FT and TRANSPORT is Double Folding and WORKING WIDTH is 40.5 ft.		\$19,189.00
			if MAINFRAME is 12.5 FT and TRANSPORT is Double Folding and WORKING WIDTH is 42.5 ft.		\$19,494.00
			if MAINFRAME is 12.5 FT and TRANSPORT is Double Folding and WORKING WIDTH is 44.5 ft.		\$20,307.00
			if MAINFRAME is 12.5 FT and TRANSPORT is Double Folding and WORKING WIDTH is 46.5 ft.		\$20,492.00
			if MAINFRAME is 14.5 FT and TRANSPORT is Double Folding and WORKING WIDTH is 48.5 ft.		\$21,458.00
			if MAINFRAME is 14.5 FT and TRANSPORT is Double Folding and WORKING WIDTH is 50.5 ft.		\$22,418.00
			if MAINFRAME is 14.5 FT and TRANSPORT is Double Folding and WORKING WIDTH is 54.5 ft.		\$24,144.00
			if MAINFRAME is 14.5 FT and TRANSPORT is Double Folding and WORKING WIDTH is 60.5 ft.		\$25,121.00
	789506		ACS - Flat bar baskets		
			if MAINFRAME is 10.5 FT and TRANSPORT is Single Folding and WORKING WIDTH is 18.5 ft.		\$9,488.00
			if MAINFRAME is 10.5 FT and TRANSPORT is Single Folding and WORKING WIDTH is 20.5 ft.		\$9,623.00
			if MAINFRAME is 10.5 FT and TRANSPORT is Single Folding and WORKING WIDTH is 22.5 ft.		\$9,891.00
			if MAINFRAME is 10.5 FT and TRANSPORT is Single Folding and WORKING WIDTH is 24.5 ft.		\$10,195.00
			if MAINFRAME is 10.5 FT and TRANSPORT is Single Folding and WORKING WIDTH is 26.5 ft.		\$10,332.00
			if MAINFRAME is 10.5 FT and TRANSPORT is Single Folding and WORKING WIDTH is 28.5 ft.		\$10,749.00

**TIGER-MATE 200 FIELD CULTIVATOR
US PRICE LIST**

(Ex Works Goodfield, IL)

		if MAINFRAME is 10.5 FT and TRANSPORT is Single Folding and WORKING WIDTH is 30.5 ft.		\$12,913.00
		if MAINFRAME is 12.5 FT and TRANSPORT is Single Folding and WORKING WIDTH is 30.5 ft.		\$13,069.00
		if MAINFRAME is 12.5 FT and TRANSPORT is Single Folding and WORKING WIDTH is 32.5 ft.		\$13,554.00
		if MAINFRAME is 14.5 FT and TRANSPORT is Single Folding and WORKING WIDTH is 34.5 ft.		\$13,864.00
		if MAINFRAME is 14.5 FT and TRANSPORT is Single Folding and WORKING WIDTH is 36.5 ft.		\$14,178.00
		if MAINFRAME is 12.5 FT and TRANSPORT is Double Folding and WORKING WIDTH is 38.5 ft.		\$18,834.00
		if MAINFRAME is 12.5 FT and TRANSPORT is Double Folding and WORKING WIDTH is 40.5 ft.		\$19,189.00
		if MAINFRAME is 12.5 FT and TRANSPORT is Double Folding and WORKING WIDTH is 42.5 ft.		\$19,494.00
		if MAINFRAME is 12.5 FT and TRANSPORT is Double Folding and WORKING WIDTH is 44.5 ft.		\$20,307.00
		if MAINFRAME is 12.5 FT and TRANSPORT is Double Folding and WORKING WIDTH is 46.5 ft.		\$20,492.00
		if MAINFRAME is 14.5 FT and TRANSPORT is Double Folding and WORKING WIDTH is 48.5 ft.		\$21,458.00
		if MAINFRAME is 14.5 FT and TRANSPORT is Double Folding and WORKING WIDTH is 50.5 ft.		\$22,418.00
		if MAINFRAME is 14.5 FT and TRANSPORT is Double Folding and WORKING WIDTH is 54.5 ft.		\$24,144.00
		if MAINFRAME is 14.5 FT and TRANSPORT is Double Folding and WORKING WIDTH is 60.5 ft.		\$25,121.00

STABILIZER WHEELS

SD_P7101 STABILIZER WHEELS

	789574	Non-pivot stabilizer wheels 5.90 x 15 4PR Two for 18.5 to 38.5 ft. single fold Four for 38.5 to 60.5 ft. double fold		No Charge
--	--------	--	--	-----------

**TIGER-MATE 200 FIELD CULTIVATOR
US PRICE LIST**

(Ex Works Goodfield, IL)

	789575	Pivoting stabilizer wheels Uni-directional 7.6 x 15 6PR Two for 18.5 to 38.5 ft. single fold Four for 38.5 to 60.5 ft. double fold		
		if TRANSPORT is Single Folding		\$1,083.00
		if TRANSPORT is Double Folding		\$2,164.00

OPERATOR'S MANUAL

SD 47122 OPERATOR'S MANUAL

	789513	North American English		No Charge
	789514	North American French		No Charge

OTHER EQUIPMENT

SD 20112 HYDRAULIC SYSTEM

	X20112X	No hydraulic kit		No Charge
	789578	Hydraulic kit for rear hitches to pull a CRUMBLER 110		\$253.00

SD 41039 HITCH

	X41039X	No hitch		No Charge
	789501	Rear hitch assembly		
		if HARROWS is No selection		\$966.00
		if HARROWS is 5-Bar Spike Tooth Harrow or HARROWS is 3-Bar coil tine harrow or HARROWS is 4-Bar Coil Tine Harrow		\$966.00
		if HARROWS is ACS - Round tube baskets or HARROWS is ACS - Flat bar baskets		\$1,248.00

**TIGER-MATE 200 FIELD CULTIVATOR
US PRICE LIST**

(Ex Works Goodfield, IL)

Factory Supplied Attachments

Order Code	Description	Weight	List Price
Double Fold Harrows			
87430262	3-Bar coil tine harrow For 38.5 ft./11.73 m (12.5 ft., 7.5 ft., 5.5 ft.) (mainframe, inner wing, outer wing)	1,818 LB	\$6,950.00
84594163	tiger-tine 4-Bar coil tine hrw-38.5ft DF tiger-tine 4-Bar coil tine harrow - 38.5ft double fold harrow	1,401 LB	\$7,786.00
87430313	Spike tooth harrow For 38.5 ft./11.73 m (12.5 ft., 7.5 ft., 5.5 ft.) (mainframe, inner wing, outer wing)	2,334 LB	\$9,510.00
84568431	ACS - round bars, 38.5 ft. DF ACS - round bars, 38.5 ft. width	3,856 LB	\$18,466.00
84568443	ACS - flat bars, 38.5 ft. DF ACS - flat bars, 38.5 ft. width	3,768 LB	\$18,466.00
87430263	3-Bar coil tine harrow For 40.5 ft./12.34 m (12.5 ft., 7.5 ft., 5.5 ft.) (mainframe, inner wing, outer wing)	1,872 LB	\$7,086.00
84594164	tiger-tine 4-Bar coil tine harrow-40.5ft tiger-tine 4-Bar coil tine harrow - 40.5ft width	1,413 LB	\$7,931.00
84594165	tiger-tine 4-Bar coil tine harrow-42.5ft tiger-tine 4-Bar coil tine harrow-42.5ft	1,449 LB	\$8,059.00
87430314	Spike tooth harrow For 40.5 ft./12.34 m (12.5 ft., 7.5 ft., 5.5 ft.) (mainframe, inner wing, outer wing)	2,400 LB	\$9,573.00
84568433	ACS - round bars, 40.5 ft. ACS - round bars, 40.5 ft. width	3,856 LB	\$18,813.00
84568444	ACS - flat bars, 40.5 ft. ACS - flat bars, 40.5 ft. width	3,769 LB	\$18,813.00
87430264	3-Bar coil tine harrow For 42.5 ft./12.95 m (12.5 ft., 9.5 ft., 5.5 ft.) (mainframe, inner wing, outer wing)	1,925 LB	\$7,198.00
87430315	Spike tooth harrow For 42.5 ft./12.95 m (12.5 ft., 9.5 ft., 5.5 ft.) (mainframe, inner wing, outer wing)	2,611 LB	\$11,257.00
84568434	ACS - round bars, 42.5 ft. ACS - round bars, 42.5 ft. width	4,022 LB	\$19,112.00
84568445	ACS - flat bars, 42.5 ft. ACS - flat bars, 42.5 ft. width	4,028 LB	\$19,112.00
87430265	3-Bar coil tine harrow For 44.5 ft./13.56 m (12.5 ft., 9.5 ft., 5.5 ft.) (mainframe, inner wing, outer wing)	1,979 LB	\$7,332.00
84594166	tiger-tine 4-Bar coil tine harrow-44.5ft tiger-tine 4-Bar coil tine harrow - 44.5ft width	1,473 LB	\$8,203.00
87430316	Spike tooth harrow For 44.5 ft./13.56 m (12.5 ft., 9.5 ft., 5.5 ft.) (mainframe, inner wing, outer wing)	2,690 LB	\$11,486.00
84568435	ACS - round bars, 44.5 ft. ACS - round bars, 44.5 ft. width	4,114 LB	\$19,909.00
84568446	ACS - flat bars, 44.5 ft. ACS - flat bars, 44.5 ft. width	4,046 LB	\$19,909.00

**TIGER-MATE 200 FIELD CULTIVATOR
US PRICE LIST**

(Ex Works Goodfield, IL)

87430266	3-Bar coil tine harrow For 46.5 ft./14.17 m (12.5 ft., 9.5 ft., 5.5 ft.) (mainframe, inner wing, outer wing)	1,980 LB	\$7,395.00
84594167	tiger-tine 4-Bar coil tine harrow-46.5ft tiger-tine 4-Bar coil tine harrow - 46.5ft width	1,473 LB	\$8,355.00
87430317	Spike tooth harrow For 46.5 ft./14.17 m (12.5 ft., 9.5 ft., 5.5 ft.) (mainframe, inner wing, outer wing)	2,713 LB	\$11,903.00
84568436	ACS - round bars, 46.5 ft. ACS - round bars, 46.5 ft. width	4,294 LB	\$20,090.00
84568447	ACS - flat bars, 46.5 ft. ACS - flat bars, 46.5 ft. width	4,133 LB	\$20,090.00
87430267	3-Bar coil tine harrow For 48.5 ft./14.78 m (14.5 ft., 9.5 ft., 5.5 ft.) (mainframe, inner wing, outer wing)	2,061 LB	\$7,580.00
84594168	tiger-tine 4-Bar coil tine harrow-48.5ft tiger-tine 4-Bar coil tine harrow - 48.5ft width	1,785 LB	\$8,561.00
87430318	Spike tooth harrow For 48.5 ft./14.78 m (14.5 ft., 9.5 ft., 5.5 ft.) (mainframe, inner wing, outer wing)	2,856 LB	\$12,504.00
84568437	ACS - round bars, 48.5 ft. ACS - round bars, 48.5 ft. width	4,406 LB	\$21,037.00
84568448	ACS - flat bars, 48.5 ft. ACS - flat bars, 48.5 ft. width	4,274 LB	\$21,037.00
87430268	3-Bar coil tine harrow For 50.5 ft./15.39 m (14.5 ft., 9.5 ft., 7.5 ft.) (mainframe, inner wing, outer wing)	2,115 LB	\$7,919.00
84594169	tiger-tine 4-Bar coil tine harrow-50.5ft tiger-tine 4-Bar coil tine harrow - 50.5ft width	2,037 LB	\$8,946.00
87430319	Spike tooth harrow For 50.5 ft./15.39 m (14.5 ft., 9.5 ft., 7.5 ft.) (mainframe, inner wing, outer wing)	3,072 LB	\$14,062.00
84568438	ACS - round bars, 50.5 ft. ACS - round bars, 50.5 ft. width	4,273 LB	\$21,977.00
84568449	ACS - flat bars, 50.5 ft. ACS - flat bars, 50.5 ft. width	4,225 LB	\$21,977.00
87430269	3-Bar coil tine harrow For 54.5 ft./16.61 m (14.5 ft., 11.5 ft., 7.5 ft.) (mainframe, inner wing, outer wing)	2,300 LB	\$8,344.00
84594170	tiger-tine 4-Bar coil tine harrow-54.5ft tiger-tine 4-Bar coil tine harrow - 54.5ft width	1,917 LB	\$9,429.00
87430320	Spike tooth harrow For 54.5 ft./16.61 m (14.5 ft., 11.5 ft., 7.5 ft.) (mainframe, inner wing, outer wing)	3,567 LB	\$14,666.00
84568440	ACS - round bars, 54.5 ft. ACS - round bars, 54.5 ft. width	4,474 LB	\$23,671.00
84568450	ACS - flat bars, 54.5 ft. ACS - flat bars, 54.5 ft. width	4,522 LB	\$23,671.00
87430271	3-Bar coil tine harrow For 60.5 ft./18.44 m (14.5 ft., 11.5 ft., 9.5 ft.) (mainframe, inner wing, outer wing)	2,588 LB	\$9,366.00
84594171	tiger-tine 4-Bar coil tine harrow-60.5ft tiger-tine 4-Bar coil tine harrow - 60.5ft width	2,135 LB	\$9,864.00

**TIGER-MATE 200 FIELD CULTIVATOR
US PRICE LIST**

(Ex Works Goodfield, IL)

	87430322	Spike Tooth Harrow For 60.5ft	2,724 LB	\$15,320.00
	84568442	ACS - round bars, 60.5 ft. ACS - round bars, 60.5 ft. width	5,206 LB	\$24,628.00
	84568451	ACS - flat bars, 60.5 ft. ACS - flat bars, 60.5 ft. width	5,355 LB	\$24,628.00

Front Wing Fold Cylinders

	W1640127	Front wing fold cylinder attachment kit (for 38.5 ft. and 40.5 ft. 2001 and newer model year TIGER-MATE 200 with 12.5 ft. mainframe and 7.5 ft. inner wings) Front Wing Fold Cylinders are recommended on larger size Double Fold TIGER-MATE 200 Field Cultivators when used with a tractor with open center hydraulics or lower operating hydraulic system pressures. Also recommended when using an ACS harrow to reduce hydraulic pressure requirements during wing folding.	436 LB	\$2,717.00
	W1640129	Front wing fold cylinder attachment kit (for 42.5 ft. - 46.5 ft. 2001 and newer model year TIGER-MATE 200 with 12.5 ft. mainframe and 9.5 ft. inner wings) Front Wing Fold Cylinders are recommended on larger size Double Fold TIGER-MATE 200 Field Cultivators when used with a tractor with open center hydraulics or lower operating hydraulic system pressures. Also recommended when using an ACS harrow to reduce hydraulic pressure requirements during wing folding.	439 LB	\$2,737.00
	W1640149	Front wing fold cylinder attachment kit (for 46.5 ft. - 50.5 ft. 2001 and newer model year TIGER-MATE 200 with 14.5 ft. mainframe and 9.5 ft. inner wings) Front Wing Fold Cylinders are recommended on larger size Double Fold TIGER-MATE 200 Field Cultivators when used with a tractor with open center hydraulics or lower operating hydraulic system pressures. Also recommended when using an ACS harrow to reduce hydraulic pressure requirements during wing folding.	505 LB	\$3,008.00

Miscellaneous Attachments

	779505008	Double clevis Cat. II adaptor (For 30.5 ft. and smaller units w/10.5 ft. mainframe. For tractors w/1.25 in. drawbar pin.) See bulletin LTR-865 for more details about ordering True-Tandem 330 Turbo scrapers and shields.	9 LB	\$63.00
--	-----------	--	------	---------

Rear Hitches

	87641200	Rear hitch for TIGER-MATE 200 to pull a CRUMBLER 110 (for use with 3-Bar coil tine harrow, tiger-tine 4-Bar coil tine harrow and 5-Bar spike tooth harrow)	316 LB	\$1,060.48
	87641201	Rear hitch for TIGER-MATE 200 with ACS harrow to pull a CRUMBLER 110 (for use with ACS round, ACS flat, 3-Bar, 4-Bar and 5-Bar harrows)	316 LB	\$1,372.38
	779526008	Rear hitch hydraulic assembly for TIGER-MATE 200 to operate a CRUMBLER 110	7 LB	\$277.77
	84519615	Mount/Arm/Linkage Assembly	176 LB	\$395.00

**TIGER-MATE 200 FIELD CULTIVATOR
US PRICE LIST**

(Ex Works Goodfield, IL)

Single Fold Harrows

87430247	3-Bar coil tine harrow For 18.5 ft./5.64 m (10.5 ft., 3.5 ft.) (mainframe, inner wing)	1,006 LB	\$4,059.00
84594149	tiger-tine 4-Bar coil tine harrow-18.5ft tiger-tine 4-Bar coil tine harrow - 18.5ft width	744 LB	\$4,335.00
87430301	Spike tooth harrow For 18.5 ft./5.64 m (10.5 ft., 3.5 ft.) (mainframe, inner wing)	1,309 LB	\$5,271.00
84568452	ACS - round bars, 18.5 ft. ACS - round bars, 18.5 ft. width	1,979 LB	\$9,301.00
84568467	ACS - flat bars, 18.5 ft. ACS - flat bars, 18.5 ft. width	2,023 LB	\$9,301.00
87430248	3-Bar coil tine harrow For 20.5 ft./6.25 m (10.5 ft., 5.5 ft.) (mainframe, inner wing)	1,042 LB	\$4,118.00
84594150	tiger-tine 4-Bar coil tine harrow-20.5ft tiger-tine 4-Bar coil tine harrow - 20.5ft width	891 LB	\$4,461.00
87430302	Spike tooth harrow For 20.5 ft./6.25 m (10.5 ft., 5.5 ft.) (mainframe, inner wing)	1,393 LB	\$5,630.00
84568453	ACS - round bars, 20.5 ft. ACS - round bars, 20.5 ft. width	2,083 LB	\$9,434.00
84568469	ACS - flat bars, 20.5 ft. ACS - flat bars, 20.5 ft. width	2,147 LB	\$9,434.00
87430249	3-Bar coil tine harrow For 22.5 ft./6.86 m (10.5 ft., 5.5 ft.) (mainframe, inner wing)	1,102 LB	\$4,228.00
84594151	tiger-tine 4-Bar coil tine harrow-22.5ft tiger-tine 4-Bar coil tine harrow - 22.5ft width	812 LB	\$4,589.00
87430303	Spike tooth harrow For 22.5 ft./6.86 m (10.5 ft., 5.5 ft.) (mainframe, inner wing)	1,495 LB	\$5,750.00
84568454	ACS - round bars, .5.5 ft. ACS - round bars, 22.5 ft. width	2,271 LB	\$9,697.00
84568470	ACS - flat bars, 22.5 ft. ACS - flat bars, 22.5 ft. width	2,163 LB	\$9,697.00
87430250	3-Bar coil tine harrow For 24.5 ft./7.47 m (10.5 ft., 7.5 ft.) (mainframe, inner wing)	1,156 LB	\$4,366.00
84594152	tiger-tine 4-Bar coil tine harrow-24.5ft tiger-tine 4-Bar coil tine harrow - 24.5ft width	860 LB	\$4,730.00
87430304	Spike tooth harrow For 24.5 ft./7.47 m (10.5 ft., 7.5 ft.) (mainframe, inner wing)	1,505 LB	\$6,263.00
84568455	ACS - round bars, 24.5 ft. ACS - round bars, 24.5 ft. width	2,251 LB	\$9,996.00
84568472	ACS - flat bars, 24.5 ft. ACS - flat bars, 24.5 ft. width	2,311 LB	\$9,996.00
87430254	3-Bar coil tine harrow For 26.5 ft./8.08 m (10.5 ft., 7.5 ft.) (mainframe, inner wing)	1,167 LB	\$4,422.00

**TIGER-MATE 200 FIELD CULTIVATOR
US PRICE LIST**

(Ex Works Goodfield, IL)

84594153	tiger-tine 4-Bar coil tine harrow-26.5ft tiger-tine 4-Bar coil tine harrow - 26.5ft width	1,202 LB	\$4,864.00
87430305	Spike tooth harrow For 26.5 ft./8.08 m (10.5 ft., 7.5 ft.) (mainframe, inner wing)	1,693 LB	\$7,600.00
84568456	ACS - round bars, 26.5 ft. ACS - round bars, 26.5 ft. width	2,375 LB	\$10,130.00
84568474	ACS - flat bars, 26.5 ft. ACS - flat bars, 26.5 ft. width	2,459 LB	\$10,130.00
87430255	3-Bar coil tine harrow For 28.5 ft./8.69 m (10.5 ft., 7.5 ft.) (mainframe, inner wing)	1,221 LB	\$4,600.00
84594154	tiger-tine 4-Bar coil tine harrow-28.5ft tiger-tine 4-Bar coil tine harrow - 28.5ft width	1,164 LB	\$5,059.00
87430306	Spike tooth harrow For 28.5 ft./8.69 m (10.5 ft., 7.5 ft.) (mainframe, inner wing)	1,777 LB	\$7,958.00
84568457	ACS - round bars, 28.5 ft. ACS - round bars, 28.5 ft. width	2,367 LB	\$10,538.00
84568475	ACS - flat bars, 28.5 ft. ACS - flat bars, 28.5 ft. width	2,499 LB	\$10,538.00
87430256	3-Bar coil tine harrow For 30.5 ft./9.30 m (10.5 ft., 9.5 ft.) (mainframe, inner wing)	1,264 LB	\$4,878.00
84594155	tgr-tine4Bar coil tine hrw-30.5ft-10.ftMF tiger-tine 4-Bar coil tine harrow - 30.5ft width - 10.5ft main frame	992 LB	\$5,435.00
87430307	Spike tooth harrow For 30.5 ft./9.30 m (10.5 ft., 9.5 ft.) (mainframe, inner wing)	2,052 LB	\$8,252.00
84568458	ACS - round bars, 30.5 ft.-10.5 ft. MF ACS - round bars, 30.5 ft. width - 10.5 ft. main frame	2,789 LB	\$12,660.00
84568476	ACS - flat bars, 30.5 ft.-10.5 ft. MF ACS - flat bars, 30.5 ft width. - 10.5 ft. main frame	2,887 LB	\$12,660.00
87430257	3-Bar coil tine harrow For 30.5 ft./9.30 m (12.5 ft., 9.5 ft.) (mainframe, inner wing)	1,275 LB	\$4,940.00
84594157	tgr-tine4Bar coil tine hrw-30.5ft-12.5ftMF tiger-tine 4-Bar coil tine harrow - 30.5ft width - 12.5ft main frame	1,032 LB	\$5,524.00
87430308	Spike tooth harrow For 30.5 ft./9.30 m (12.5 ft., 9.5 ft.) (mainframe, inner wing)	1,866 LB	\$8,258.00
84568461	ACS - round bars, 30.5 ft.-12.5 ft. MF ACS - round bars, 30.5 ft. width - 12.5 ft. main frame	3,117 LB	\$12,813.00
84568479	ACS - flat bars, 30.5 ft.-12.5 ft. MF ACS - flat bars, 30.5 ft width. - 12.5 ft. main frame	3,029 LB	\$12,813.00
87430258	3-Bar coil tine harrow For 32.5 ft./9.90 m (12.5 ft., 9.5 ft.) (mainframe, inner wing)	1,328 LB	\$5,005.00
84594159	tiger-tine 4-Bar coil tine harrow-32.5ft tiger-tine 4-Bar coil tine harrow - 32.5ft width	1,068 LB	\$5,602.00
87430309	Spike tooth harrow For 32.5 ft./9.90 m (12.5 ft., 9.5 ft.) (mainframe, inner wing)	2,094 LB	\$8,386.00

**TIGER-MATE 200 FIELD CULTIVATOR
US PRICE LIST**

(Ex Works Goodfield, IL)

84568462	ACS - round bars, 32.5 ft. ACS - round bars, 32.5 ft. width	2,963 LB	\$13,288.00
84568480	ACS - flat bars, 32.5 ft. ACS - flat bars, 32.5 ft. width	2,997 LB	\$13,288.00
87430259	3-Bar coil tine harrow For 34.5 ft./10.52 m (14.5 ft., 9.5 ft.) (mainframe, inner wing)	1,400 LB	\$5,118.00
84594160	tiger-tine 4-Bar coil tine harrow-34.5ft tiger-tine 4-Bar coil tine harrow - 34.5ft width	1,180 LB	\$5,730.00
87430310	Spike tooth harrow For 34.5 ft./10.52 m (14.5 ft., 9.5 ft.) (mainframe, inner wing)	1,964 LB	\$8,709.00
84568463	ACS - round bars, 34.5 ft. ACS - round bars, 34.5 ft. width	3,113 LB	\$13,592.00
84568481	ACS - flat bars, 34.5 ft. ACS - flat bars, 34.5 ft. width	3,073 LB	\$13,592.00
87430260	3-Bar coil tine harrow For 36.5 ft./11.12 m (14.5 ft., 9.5 ft.) (mainframe, inner wing)	1,427 LB	\$5,187.00
84594161	tiger-tine 4-Bar coil tine harrow-36.5ft tiger-tine 4-Bar coil tine harrow - 36.5ft width	1,404 LB	\$5,808.00
87430311	Spike tooth harrow For 36.5 ft./11.12 m (14.5 ft., 9.5 ft.) (mainframe, inner wing)	2,201 LB	\$9,079.00
84568465	ACS - round bars, 36.5 ft. ACS - round bars, 36.5 ft. width	3,148 LB	\$13,900.00
84568482	ACS - flat bars, 36.5 ft. ACS - flat bars, 36.5 ft. width	3,277 LB	\$13,900.00
87430261	3-Bar coil tine harrow For 38.5 ft./11.73 m (14.5 ft., 11.5 ft.) (mainframe, inner wing)	1,449 LB	\$5,297.00
84594162	tiger-tine 4-Bar coil tine hrw-38.5ft SF tiger-tine 4-Bar coil tine harrow - 38.5ft width single fold	1,317 LB	\$6,138.00
87430312	Spike tooth harrow For 38.5 ft./11.73 m (14.5 ft., 11.5 ft.) (mainframe, inner wing)	2,285 LB	\$9,340.00

Stabilizer Wheels

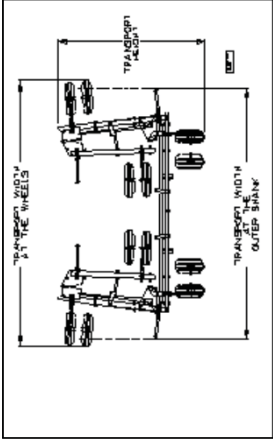
W1640102	Pair of non-pivoting stabilizer wheels with tires (5.90 x 15), mounts and hardware for TIGER-MATE 200 Only order from this section if base equipment stabilizer wheels not sufficient.	137 LB	\$932.00
87727926	Wing depth cntrl-pivoting whls Pair of wing depth control-pivoting wheels 7.6 x 15 6PR Order 2 Quantity for Double Fold	336 LB	\$2,027.00

Stub Extensions

W1640080	Pair of short (9 in.) stub extensions	35 LB	\$161.00
W1640095	Pair of medium (13.5") stub extensions (to convert a 58.5 ft. to a 60.5 ft. TIGER-MATE 200 only)	43 LB	\$172.00
W1640090	Pair of long (15 in.) stub extensions	47 LB	\$181.00
779509008	Bundle of 2 shanks and mounts for TIGER-MATE 200	75 LB	\$477.00

TIGER-MATE 200

Configuration and Accessory Information



Working Width (ft.)	TIGER-MATE 200	Frame Type	Center Frame Width (ft)	Inner Wing Size (ft)	Outer Wing Size (ft)	Wing Fold Angle (deg.)	Transport Width at Outer Shank*		Center Frame Tire Size	Optional Center Frame Tire Size
							(Traditional Measurement)	When Folded*		
18.5	SF	10.5	3.5	118	13' 11"	8' 0"	9.5Lx15 8 Ply	N/A		
20.5	SF	10.5	5.5	118	13' 11"	8' 10"	9.5Lx15 8 Ply	9.5Lx15 8 Ply		
22.5	SF	10.5	5.5	118	13' 11"	9' 10"	9.5Lx15 8 Ply	9.5Lx15 8 Ply		
24.5	SF	10.5	7.5	118	13' 11"	10' 7"	9.5Lx15 12 Ply	9.5Lx15 8 Ply		
26.5	SF	10.5	7.5	118	13' 11"	11' 6"	9.5Lx15 12 Ply	9.5Lx15 8 Ply		
28.5	SF	10.5	7.5	118	13' 11"	12' 5"	9.5Lx15 12 Ply	9.5Lx15 8 Ply		
30.5 (10 MF)	SF	10.5	9.5	110	14' 5"	14' 6"	9.5Lx15 12 Ply	9.5Lx15 8 Ply		
30.5 (12 MF)	SF	12.5	9.5	118	15' 11"	12' 5"	9.5Lx15 F1 (E)	9.5Lx15 8 Ply		
32.5	SF	12.5	9.5	118	15' 11"	13' 3"	9.5Lx15 F1 (E)	9.5Lx15 8 Ply		
34.5	SF	14.5	9.5	118	17' 11"	13' 3"	9.5Lx15 F1 (F)	9.5Lx15 8 Ply		
36.5	SF	14.5	9.5	118	17' 11"	14' 4"	9.5Lx15 F1 (F)	9.5Lx15 8 Ply		
38.5	SF	14.5	11.5	118	17' 11"	15' 1"	9.5Lx15 F1 (F)	9.5Lx15 8 Ply		

*Transport Dimensions are for the cultivator alone and do not include a harrow.

*3-Bar Coil Tine Harrow adds 3 in. to Outer Shank Transport Width and 3 in. to 10 in. to Transport Height on Single Folds.

*3-Bar Coil Tine Harrow adds 3 in. to Outer Shank Transport Width but does not increase Transport Height on Double Folds.

*Spike Tooth Harrow does not increase Transport Width or Height.

*tiger-tine™ Harrow does not increase Outer Shank Transport Width, but adds 3 in. to 10 in. Transport Height to Single Folds.

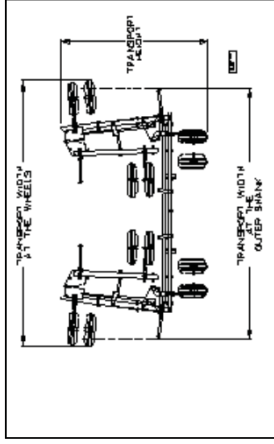
*tiger-tine Harrow adds 9" to Outer Shank Transport Width but does not increase Transport Height on Double Folds.

*ACS adds 9 in. to Outer Shank Transport Width and 9 in. to 18 in. Transport Height to Single Folds.

*ACS adds 9 in. to Outer Shank Transport Width but does not increase Transport Height on Double Folds.

TIGER-MATE 200

Configuration and Accessory Information



Working Width (ft.)	Frame Type	Center Frame Width (ft.)	Inner Wing Size (ft.)	Outer Wing Size (ft.)	Wing Fold Angle (deg.)	Transport Height*	Transport Width at Outer Shank*		Center Frame Tire Size	Optional Center Frame Tire Size	Wing Tire Size
							(Traditional Measurement)	When Folded*			
38.5	DF	12.5	7.5	5.5	95	11' 6"	16' 11"	18' 5"	11Lx15 FI (F)	235/75Rx17.5 (H)	9.5Lx15 8 Ply
40.5	DF	12.5	7.5	5.5	95	11' 6"	16' 11"	18' 5"	11Lx15 FI (F)	235/75Rx17.5 (H)	9.5Lx15 8 Ply
42.5	DF	12.5	9.5	5.5	95	13' 6"	16' 11"	18' 0"	11Lx15 FI (F)	235/75Rx17.5 (H)	9.5Lx15 8 Ply
44.5	DF	12.5	9.5	5.5	95	13' 6"	16' 11"	18' 0"	11Lx15 FI (F)	235/75Rx17.5 (H)	9.5Lx15 8 Ply
46.5	DF	12.5	9.5	5.5	95	13' 6"	16' 11"	18' 0"	11Lx15 FI (F)	235/75Rx17.5 (H)	9.5Lx15 8 Ply
48.5	DF	14.5	9.5	5.5	95	13' 6"	18' 11"	20' 0"	12.5Lx15 FI (F)	12.5Lx16.5 14PR	9.5Lx15 8 Ply
50.5	DF	14.5	9.5	7.5	95	13' 7"	18' 11"	20' 0"	12.5Lx15 FI (F)	12.5Lx16.5 14PR	9.5Lx15 8 Ply
54.5	DF	14.5	11.5	7.5	95	15' 7"	18' 11"	19' 8"	12.5Lx15 FI (F)	12.5Lx16.5 14PR	9.5Lx15 8 Ply
60.5	DF	14.5	11.5	9.5	95	15' 7"	18' 11"	19' 8"	12.5Lx15 FI (F)	12.5Lx16.5 14PR	9.5Lx15 8 Ply

*Transport Dimensions are for the cultivator alone and do not include a harrow.

*3-Bar Coil Tine Harrow adds 3 in. to Outer Shank Transport Width and 3 in. to 10 in. to Transport Height on Single Folds.

*3-Bar Coil Tine Harrow adds 3 in. to Outer Shank Transport Width but does not increase Transport Height on Double Folds.

*Spike Tooth Harrow does not increase Transport Width or Height.

*tiger-tine™ Harrow does not increase Outer Shank Transport Width, but adds 3 in. to 10 in. Transport Height to Single Folds.

*tiger-tine Harrow adds 9" to Outer Shank Transport Width but does not increase Transport Height on Double Folds.

*ACS adds 9 in. to Outer Shank Transport Width and 9 in. to 18 in. Transport Height to Single Folds.

*ACS adds 9 in. to Outer Shank Transport Width but does not increase Transport Height on Double Folds.

TIGER-MATE 200

Configuration and Accessory Information

Factory Working Width (ft.) in bold print	Optional Working Width (ft.) Sizes	How to Make the Optional Sizes
18.5 to a 18.5	17.5	- take 1 shank off each side
20.5 20.5 to a 20.5 to a	21.5 22.5	- add 1 shank on each side. Order 1 of Part # 779509008 - add 2 shanks on each side. Order 2 of Part # 779509008
22.5 to a 22.5 to a 22.5	20.5 21.5	- take 2 shanks off each side - take 1 shank off each side
24.5 24.5 to a 24.5 to a 24.5 to a 24.5 to a	25.5 26.5 27.5 28.5	- add 1 shank on each side. Order 1 of Part # 779509008 - add 2 shanks on each side. Order 2 of Part # 779509008 - add 3 shanks on each side. Order 3 of Part # 779509008 and 1 Pair of short (9") stub extensions - add 4 shanks on each side. Order 4 of Part # 779509008, 1 Pair of short (9") stubs and 1 Pair of long (15") stubs
26.5 to a 26.5 to a 26.5 26.5 to a 26.5 to a	24.5 25.5 27.5 28.5	- take 2 shanks off each side - take 1 shank off each side - add 1 shank on each side. Order 1 of Part # 779509008 1 Pair of short (9") stubs - add 2 shanks on each side. Order 2 of Part # 779509008, 1 Pair of short (9") stubs and 1 Pair of long (15") stubs
28.5 to a 28.5 to a 28.5 to a 28.5 to a 28.5	24.5 25.5 26.5 27.5	- take 4 shanks, the short stub and the long stub off each side - take 3 shanks, the short stub and the long stub off each side - take 2 shanks, the short stub and the long stub off each side - take 1 shank and the long stub off each side
30.5 to a 30.5 to a 30.5 (10 MF)	28.5 29.5	- take 2 shanks off each side - take 1 shank off each side

Note:

Part #779509008 = two shanks

Order Part #W1640080 for all short stub (9 in.) wings = one pair

Order Part #W1640090 for all long stub (15 in.) wings = one pair

TIGER-MATE 200

Configuration and Accessory Information

Factory Working Width (ft.) in bold print	Optional Working Width (ft.) Sizes	How to Make the Optional Sizes
30.5 (12 MF)		
30.5 to a	31.5	- add 1 shank on each side. Order 1 of Part # 779509008
30.5 to a	32.5	- add 2 shanks on each side. Order 2 of Part # 779509008
30.5 to a	33.5	- add 3 shanks on each side. Order 3 of Part # 779509008 and 1 Pair of short (9") stub extensions
30.5 to a	34.5	- add 4 shanks on each side. Order 4 of Part # 779509008, 1 Pair of short (9") stubs and 1 Pair of long (15") stubs
32.5 to a	30.5	- take 2 shanks off each side
32.5 to a	31.5	- take 1 shank off each side
32.5		
32.5 to a	33.5	- add 1 shank on each side. Order 1 of Part # 779509008 and 1 Pair of short (9") stubs
32.5 to a	34.5	- add 2 shanks on each side. Order 2 of Part # 779509008, 1 Pair of short (9") stubs and 1 Pair of long (15") stubs
34.5 to a	32.5	- take 2 shanks off each side
34.5 to a	33.5	- take 1 shank off each side
34.5		
34.5 to a	35.5	- add 1 shank on each side. Order 1 of Part # 779509008 and 1 Pair of short (9") stubs
34.5 to a	36.5	- add 2 shanks on each side. Order 2 of Part # 779509008, 1 Pair of short (9") stubs and 1 Pair of long (15") stubs
36.5 to a	32.5	- take 4 shanks, the short stub and the long stub off each side
36.5 to a	33.5	- take 3 shanks, the short stub and the long stub off each side
36.5 to a	34.5	- take 2 shanks, the short stub and the long stub off each side
36.5 to a	35.5	- take 1 shank and the long stub off each side
36.5		
38.5 to a	36.5 SF	- take 2 shanks off each side
38.5 to a	37.5 SF	- take 1 shank off each side
38.5-SF		
38.5-DF		
38.5 to a	39.5 DF	- add 1 shank on each side. Order 1 of Part # 779509008
38.5 to a	40.5 DF	- add 2 shanks on each side. Order 2 of Part # 779509008
40.5 to a	38.5	- take 2 shanks off each side
40.5 to a	39.5	- take 1 shank off each side
40.5		

Note:

Part #779509008 = two shanks

Order Part #W1640080 for all short stub (9 in.) wings = one pair

Order Part #W1640090 for all long stub (15 in.) wings = one pair

TIGER-MATE 200

Configuration and Accessory Information

Factory Working Width (ft.) in bold print	Optional Working Width (ft.) Sizes	How to Make the Optional Sizes
42.5		
42.5 to a	43.5	- add 1 shank on each side. Order 1 of Part # 779509008
42.5 to a	44.5	- add 2 shanks on each side. Order 2 of Part # 779509008
44.5 to a	42.5	- take 2 shanks off each side
44.5 to a	43.5	- take 1 shank off each side
44.5 to a	45.5	- add 1 shank on each side. Order 1 of Part #779509008 and 1 pair of short (9 in.) stubs.
44.5 to a	46.5	- add 2 shanks on each side. Order 2 of Part #779509008 and and 1 Pair of short (9") stubs and 1 Pair of long (15") stubs
44.5		
46.5 to a	42.5	-take 4 shanks, the long stub and the short stub off each side
46.5 to a	43.5	-take 3 shanks, the long stub and the short stub off each side
46.5 to a	44.5	-take 2 shanks, the long stub and the short stub off each side
46.5 to a	45.5	-take 1 shank and the long stub off each side
46.5		
48.5 to a	44.5	-take 4 shanks, the long stub and the short stub off each side
48.5 to a	45.5	-take 3 shanks, the long stub and the short stub off each side
48.5 to a	46.5	-take 2 shanks, the long stub and the short stub off each side
48.5 to a	47.5	-take 1 shank and the long stub off each side
48.5		
50.5 to a	48.5	- take 2 shanks off each side
50.5 to a	49.5	- take 1 shank off each side
50.5		
54.5 to a	52.5	- take 2 shanks off each side
54.5 to a	53.5	- take 1 shank off each side
54.5		
60.5 to a	56.5	- take 4 shanks, the long stub and the short stub off each side
60.5 to a	57.5	- take 3 shanks, the long stub and the short stub off each side
60.5 to a	58.5	- take 2 shanks, the long stub and the short stub off each side
60.5 to a	59.5	- take 1 shank and the long stub off each side
60.5		

Note:

Part #779509008 = two shanks

Order Part #W1640080 for all short stub (9 in.) wings = one pair

Order Part #W1640090 for all long stub (15 in.) wings = one pair

TIGER-MATE 200

Configuration and Accessory Information

REAR HITCHES

Compatibility Chart

Part No.	Description	3-Bar Coil Tine	4-Bar tiger-tine™	5-Bar Spike Tooth	ACS Flat	ACS Round	06403900 Hydraulic Assembly	Compatible w/ 1997-2003 TIGER-MATE 200
779500008	Rear Hitch for t-m II to pull a CRUMBLER	Yes	Yes	Yes	No	No	Yes	Yes
779501008	Rear Hitch for t-m II with ACS harrow to pull a CRUMBLER	Yes	Yes	Yes	Yes	Yes	Yes	Yes

TIGER-MATE 200

Configuration and Accessory Information

3-BAR COIL TINE HARROW

SPECIFICATIONS

Ranks: 3

Tines: 16 in. tines, 7.5 in. spacing

Overall Effective Tine Spacing: 2.5 in.

Tine Angle Adjustment: 5 Positions

TIGER-MATE 200 Working Width (ft.)	P8625004 Adjust. Hdle. Assembly	P0625002 Spl. Assy.	P8625006 Mt. Assy.	06250040 4T/Chan	06250050 5T/Chan	06250060 6T/Chan	06250070 7T/Chan	06250080 8T/CHAN	06250090 9T/CHAN	06250105 10T/CHAN
18.5	1		3	6				3		
20.5	1		3	6					3	
22.5	1		3		6				3	
24.5	1		3			6			3	
26.5	1		3			6				3
28.5	1		3				6			3
30.5 (10 MF)	1		3					6	3	
30.5 (12 MF)	1		3					6		3
32.5	1	1	3		3	3		6		
34.5	1	1	3		3	3			6	
36.5	1	1	3			6			6	
38.5 - SF	1	1	3			6				6
38.5 - DF	1		5		6	6				3
40.5	1		5			12				3
42.5	1	1	5		9	3	6			
44.5	1	1	5		3	9	6			
46.5	1		5			6		6		3
48.5	1	1	5			6	12			
50.5	1	1	5			6	6	6		
54.5	1	1	6			3	3	12		
60.5	1	1	7			3	3	6		6

Key: "MF"-Main Frame, "SF"-Single Fold, "DF"-Double Fold

Component Parts:

<u>Part Number</u>	<u>Description</u>	<u>Approx. Weight (lbs.)</u>
06250025	2-Tine Channel to Extend Harrows	17
P8625004	Adjustment Handle Assembly	7
P0625002	Splice Assembly (contains 3 splices & hardware)	24
P8625006	2 Mounting Arms and Hardware (1997 & later)	181
06250040	4-Tine Channel Assembly	56
06250050	5-Tine Channel Assembly	70
06250060	6-Tine Channel Assembly	84
06250070	7-Tine Channel Assembly	98
06250080	8-Tine Channel Assembly	112
06250090	9-Tine Channel Assembly	126
06250105	10-Tine Channel Assembly	140

TIGER-MATE 200

Configuration and Accessory Information

tiger-tine™

SPECIFICATIONS

Ranks: 4 (at 15 in. spacing)

Overall Effective Tine Spacing: 2 in.

Double Tine: 16 in. long, 7/16 in. diameter

Tine Angle Adjustment: 5, 20 or 35 degree (from vertical)

Note: tiger-tines are indexed to shanks for superior leveling of the surface. The tiger-tine directly behind the shanks are eliminated for better leveling. Handles heavy residue very well! The tiger-tine depth adjustment and leveling are automatic.

TIGER-MATE 200 (ft.)	87457452	87454583	06404320	06404330	06404340	06404350	06404360	06404170	06404180	06404190	06404200	06404210	06402450	06402520	6404201	6404202
Working Width	Mtg./Link	Hdw. Bag	Tine Bar	Tine Bar	Tine Bar	Tine Bar	Tine Bar	Tine Bar	Tine Bar	Tine Bar	Tine Bar	Tine Bar	Stub Wing	Hdw. Bag	Tine Ext. Kit	Tine Ext. Kit
Assy.	2 X 24	3 X 24	4 X 24	4 X 24	5 X 24	6 X 24	6 X 24	4 X 16	5 X 16	6 X 16	7 X 16	8 X 16	9.5"	stub wing	16"	24"
18.5	6	3	2				1	6				3	2		1	
20.5	6	3	2	2			1		6		3					
22.5	6	3	2	2			1		6			3				
24.5	6	3	2	2	2		1			6		3				
26.5	6	3	2	2			1				9					
28.5	6	3	2	2	2		1				3					
30.5 (10 MF)	6	3	2	2	2		1					9				
30.5 (12 MF)	6	3	2	2	2		1	2				9				
32.5	8	4	1	1	2				6			6				
34.5	8	4	2	2	2				3		3					
36.5	8	4	2	2	2		2				3					
38.5 - SF	12	6	4	2	2			6		6		6				
38.5 - DF	12	6	3	3	3				15		3					
40.5	12	6	3	3	3				12		6					
42.5	12	6	1	5	5				9		9					
44.5	12	6	1	5	5				3		15					
46.5	12	6	1	3	2				6		6					
48.5	12	6	4	2	2				12		6					
50.5	12	6	4	2	2				3		12					
54.5	12	6	2	4	4				6		6					
60.5	12	6	2	2	2		2		3		3				2	1

Key: "MF"-Mainframe

The use of new wing fold cylinder lugs are recommended on all model year 1997-2000 30.5' (12' MF) and larger tiger-mate II's when using a tiger-tine 4-bar coil tine harrow.

TIGER-MATE 200

Configuration and Accessory Information

tiger-tine™

SPECIFICATIONS

Ranks: 4 (at 15 in. spacing)

Double Tine: 16 in. long, 7/16 in. diameter

Overall Effective Tine Spacing: 2 in.

Tine Angle Adjustment: 5, 20 or 35 degree (from vertical)

Note: tiger-tines are indexed to shanks for superior leveling of the surface. The tiger-tine directly behind the shanks are eliminated for

Component Parts:

<u>Part Number</u>	<u>Description</u>	<u>Weight (lbs.)</u>
87457452	Mount/Linkage Assembly	176
87454583	Hardware Bag	16
06404320	2 x 24 Tine Bar Assembly	19
06404330	3 x 24 Tine Bar Assembly	31
06404340	4 x 24 Tine Bar Assembly	43
06404350	5 x 24 Tine Bar Assembly	54
06404360	6 x 24 Tine Bar Assembly	66
06404170	4 x 16 Tine Bar Assembly	36
06404180	5 x 16 Tine Bar Assembly	45
06404190	6 x 16 Tine Bar Assembly	55
06404200	7 x 16 Tine Bar Assembly	64
06404210	8 x 16 Tine Bar Assembly	74
06402450	Stub Wing, 9.5" Long-Black	14
06402520	Hardware Bag - Stub Wing	1
06404201	Tine Extension Kit for rear 3-tine bar (three 16 in. bars including tines)	41
06404202	Tine Extension Kit for front 3-tine bar (two 24 in. bars including tines)	41

Approx.

TIGER-MATE 200

Configuration and Accessory Information

ADVANCED CONDITIONING SYSTEM (ACS) "ROUND"

SPECIFICATIONS

Coil Tine Harrow:

- 16 in. long, 7/16 in. diameter tines
- Two rows (24 in. spacing front, 8 in. spacing rear)
- 5, 20, or 35 degree (from vertical) tine angle adjustment

Basket:

- 14 in. diameter
- 10 bars
- 7/8 in. O.D. tube
- 26 in. trip height
- Adjustable down pressure (60 to 80 lbs. per ft.)

TIGER-MATE 200 Working Width (ft.)	Mounting Arm	Hdw. Bag	06407001	06404320	06404330	06404340	06404350	06404360	06404170	06404180	06404190	06404200	06404210	06402450	06402520	06407360	06407370	06407380	06407390	06407310	
			2 X 24	3 X 24	4 X 24	5 X 24	6 X 24	4 X 16	4 X 16	5 X 16	6 X 16	7 X 16	8 X 16	9.5" stub wing	Hdw Bag stub wing	60" R	75" R	90" R	105" R	120" R	
18.5	6	3	2					1	2			1	2	1	2						1
20.5	6	3	2					1	1	2		1				2					1
22.5	6	3	2					1	2	2			1				2			1	
24.5	6	3	2			2		1			2		1							3	
26.5	6	3	2			2		1			3		1							2	1
28.5	6	3	2			2		1			1		2							3	
30.5 (10 MF)	8	4	2			2		2			2		2			1				2	
30.5 (12 MF)	8	4	1			1		2			1		2							2	
32.5	8	4	1			1		2			2		2			1				2	
34.5	8	4	2			2		2			1		2							2	
36.5	8	4	2			2		2			1		2							2	
38.5 SF									2												2
38.5 DF	12	6	3			3		3			5		1							2	
40.5	12	6	3			3		3			5		1							2	
42.5	12	6	3			1		2			2		1							2	
44.5	12	6	1			5		3			3		1							2	
46.5	12	6	1			3		2			2		2							2	
48.5	12	6	4			4		2			4		2							3	
50.5	12	6	4			4		2			1		4							2	
54.5	12	6	2			4		2			2		2							2	
60.5	16	8	4			2		2			2		2			2				2	

Key: "MF"-Mainframe

ACS Flat and ACS Round harrows are retrofitable to all model 2001 and newer Tiger-mate II and TIGER-MATE 200 units.
 ACS Flat and ACS Round harrows are retrofitable to 18.5' to 30.5' (10.5MF) 1997-2000 Tiger-mate II and TIGER-MATE 200 units ONLY.
 In addition, 26.5' and 28.5' machines utilizing either the ACS Flat or ACS Round harrows REQUIRE upgrade to 9.5LX15 (12-ply) tires on mainframe.

TIGER-MATE 200

Configuration and Accessory Information

ADVANCED CONDITIONING SYSTEM (ACS) "ROUND"

SPECIFICATIONS

Coil Tine Harrow:

16 in. long, 7/16 in. diameter tines
 Two rows (24 in. spacing front, 8 in. spacing rear)
 5, 20, or 35 degree (from vertical) tine angle adjustment

Basket:

14 in. diameter
 10 bars
 7/8 in. O.D. tube
 26 in. trip height

Component Parts:

<u>Part Number</u>	<u>Description</u>	Approx. <u>Weight (lbs.)</u>
87457454	Mounting Arm Assembly	142
06407001	Hardware Bag	10
06404320	2 x 24 Tine Bar Assembly	19
06404330	3 x 24 Tine Bar Assembly	31
06404340	4 x 24 Tine Bar Assembly	43
06404350	5 x 24 Tine Bar Assembly	54
06404360	6 x 24 Tine Bar Assembly	66
06404170	4 x 16 Tine Bar Assembly	36
06404180	5 x 16 Tine Bar Assembly	45
06404190	6 x 16 Tine Bar Assembly	55
06404200	7 x 16 Tine Bar Assembly	64
06404210	8 x 16 Tine Bar Assembly	74
06402450	Stub Wing, 9.5" Long-Black	14
06402520	Hardware Bag - Stub Wing	1
06407360	60" ACS - Round Bar Basket	153
06407370	75" ACS - Round Bar Basket	185
06407380	90" ACS - Round Bar Basket	216
06407390	105" ACS - Round Bar Basket	244
06407310	120" ACS - Round Bar Basket	272

TIGER-MATE 200

5-BAR SPIKE TOOTH HARROW

SPECIFICATIONS

Ranks: 5
 Spikes: .75 in. x 11 in., 7.5 in. spacing

Overall Effective Spacing: 1.5 in.

Configuration Chart

TIGER-MATE 200 Working Width (ft.)	P0660100 Mounting Arms	06270060 6-Spike Assembly	06270070 7-Spike Assembly	06270090 9-Spike Assembly	06270110 11-Spike Assembly	06270120 12-Spike Assembly	06406020 Pull Chain Bracket & Hardware	06406100 1 Spike Extension Package
18.5	4		2	2				
20.5	4			4				
22.5	4		1	1	2		1	
24.5	4			2		2		
26.5	6	2	2	2				
28.5	6	2		4				
30.5 (10 MF)	6	2	2	3	1		1	
30.5 (12 MF)	6	2	2	2	2		1	
32.5	6		2	2	2		1	
34.5	6	2			3	1	1	
36.5	6			4		2		
38.5 - SF	6			2	2	2		
38.5 - DF	6			2	2	2		
40.5	6				6		4	
42.5	8	2		4	2		3	
44.5	8	2		2	4		2	
46.5	8	2		2	2		1	
48.5	8	2		2	2		1	4
50.5	10	4		4		2	5	
54.5	10		6			4	7	
60.5	10		2	4		4	5	

Key: "MF"-Main Frame

Component Parts:

Part Number	Description	Approx. Weight (lbs.)
P0660100	2 Mounting Arms & Hardware "Bent Arms" used on 1996 and later models	70
06270060	6-Spike Assembly	150
06270070	7-Spike Assembly	175
06270090	9-Spike Assembly	225
06270110	11-Spike Assembly	275
06270120	12-Spike Assembly	300
06406100	1 Spike Extension Package (5 Angles, 5 Spikes, Hardware)	
06406020	Pull Chain Bracket & Hardware	3

TIGER-MATE 200

Configuration and Accessory Information

ADVANCED CONDITIONING SYSTEM (ACS) "FLAT"

SPECIFICATIONS

Coil Tine Harrow:

16 in. long, 7/16 in. diameter tines
 Two rows (24 in. spacing front, 8 in. spacing rear)
 5, 20, or 35 degree (from vertical) tine angle adjustment

Basket:

14 in. diameter
 10 bars
 1/4 in. x 1-1/2 in. bar
 26 in. trip height
 Adjustable down pressure (60 to 80 lbs. per ft.)

TIGER-MATE 200	87457454	6407001	06404320	06404330	06404340	06404350	06404360	06404170	06404180	06404190	06404200	06404210	TIGER-MATE 200	06402520	87441586	87441587	87441588	87441589	87441590	
Working Width (ft.)	Mounting Arm	Hdw bag	Tine Bar	Tine Bar	Tine Bar	Tine Bar	Tine Bar	Tine Bar	Tine Bar	Tine Bar	Tine Bar	Tine Bar	Stub Wing	Hdw Bag	60" F	75" F	90" F	105" F	Basket	
18.5	6	3	2				1	2		1	2	1	2							1
20.5	6	3	2	2	2	2	1	2	2	2	1	1	2							1
22.5	6	3	2	2	2	2	1	2	2	2	1	1	2							2
24.5	6	3	2	2	2	2	1	2	2	2	1	1	2							3
26.5	6	3	2	2	2	2	1	2	2	2	3	1	2							2
28.5	6	3	2	2	2	2	1	2	2	2	1	2	2							3
30.5 (10 MF)	8	4	2	2	2	2	2	2	2	2	2	2	1							2
30.5 (12 MF)	8	4	1	1	1	2	2	1	1	1	2	2	2							2
32.5	8	4	1	1	1	2	2	2	2	2	2	2	1							2
34.5	8	4	2	2	2	2	2	1	1	1	2	2	2							2
36.5	8	4	2	2	2	2	2	1	1	1	2	2	2							2
38.5 - SF																				
38.5 - DF	12	6	3	3	3	3	1	5	1	1	4	4	2							2
40.5	12	6	3	3	3	3	1	5	1	1	4	4	2							2
42.5	12	6	3	3	3	3	1	2	1	2	1	3	1							2
44.5	12	6	1	5	2	2	3	1	3	1	2	2	2							2
46.5	12	6	1	3	2	2	2	2	2	2	2	1	3							2
48.5	12	6	4	4	2	2	4	2	4	2	2	4	3							3
50.5	12	6	4	2	2	2	1	1	1	1	4	4	2							4
54.5	12	6	2	2	4	4	2	2	2	2	2	2	2							2
60.5	16	8	4	2	2	2	2	2	2	2	2	2	2							2

Key: "MF"-Mainframe

ACS Flat and ACS Round harrows are retrofitable to all model 2001 and newertiger-mate II and TIGER-MATE 200 units.
 ACS Flat and ACS Round harrows are retrofitable to 18.5' to 30.5' (10.5MF) 1997-2000tiger-mate II and TIGER-MATE 200 units ONLY.
 In addition, 26.5' and 28.5' machines utilizing either the ACS Flat or ACS Round harrows REQUIRE upgrade to 9.5LX15 (12-ply) tires on mainframe.

TIGER-MATE 200

Configuration and Accessory Information

ADVANCED CONDITIONING SYSTEM (ACS) "FLAT"

Component Parts:

<u>Part Number</u>	<u>Description</u>	<u>Approx. Weight (lbs.)</u>
87457454	Mounting Arm Assembly	142
06407001	Hardware Bag	10
06404320	2 x 24 Tine Bar Assembly	19
06404330	3 x 24 Tine Bar Assembly	31
06404340	4 x 24 Tine Bar Assembly	43
06404350	5 x 24 Tine Bar Assembly	54
06404360	6 x 24 Tine Bar Assembly	66
06404170	4 x 16 Tine Bar Assembly	36
06404180	5 x 16 Tine Bar Assembly	45
06404190	6 x 16 Tine Bar Assembly	55
06404200	7 x 16 Tine Bar Assembly	64
06404210	8 x 16 Tine Bar Assembly	74
06402450	Stub Wing, 9.5" Long-Black	14
06402520	Hardware Bag - Stub Wing	1
87441586	60" ACS - Flat Bar Basket	153
87441587	75" ACS - Flat Bar Basket	185
87441588	90" ACS - Flat Bar Basket	216
87441589	105" ACS - Flat Bar Basket	244
87441590	120" ACS - Flat Bar Basket	272

TIGER-MATE 200

Configuration and Accessory Information

Working Width (ft.)	Approx. Weight (lbs.)	Approx. Trans. Width (ft.)	Approx. Trans. Height	Approx. Hitch Tongue Length (ft.)	Mainframe			Inner Wing			Outer Wing		
					10'	12.5'	15'	5'	7.5'	10'	4'	5'	7.5'
CRUMBLER 110 RIGID MODELS													
12.5	1,675	13	4.5	12.4 - 16.4		X							
15	1,950	15.5	4.5	12.4 - 16.4				X					
CRUMBLER 110 SINGLE FOLD MODELS													
18	2,280	13	7	12.4 - 16.4	X						X		
20	2,500	13	8	12.4 - 16.4	X							X	
22.5	2,775	15.5	8	12.4 - 16.4		X						X	
25	3,050	13	11	12.4 - 16.4	X							X	
27.5	3,325	15.5	10	12.4 - 16.4		X						X	
30	3,600	18	10	12.4 - 16.4				X				X	
CRUMBLER 110 DOUBLE FOLD MODELS													
30	3,800	16	9.5	12.4 - 16.4	X				X			X	
32.5	4,185	18.5	9.5	19.8 - 23.8		X			X			X	
35	4,350	16	12	19.8 - 23.8	X					X		X	
35	4,350	21	9.5	19.8 - 23.8				X	X			X	
37.5	4,625	18.5	12	19.8 - 23.8		X				X		X	
40	4,900	21	12	19.8 - 23.8				X		X		X	
42.5	5,175	18.5	12	19.8 - 23.8		X				X		X	
45	5,450	21	12	19.8 - 23.8				X		X		X	
50	6,000	21	14.5	19.8 - 25.8				X			X	X	

**CRUMBLER 110 CONDITIONER
US PRICE LIST**

(Ex Works Goodfield, IL)

Standard Equipment

HYDRAULICS:

3000 PSI hydraulic cylinders, hoses and fittings; one circuit required
Male ISO couplers on hydraulic hoses to tractor

FRAME:

Mainframe - 4 in. x 4 in. double bar construction
Inner Wing frame - 4 in. x 4 in. double bar construction
Outer Wing frame - 4 in. x 6 in. single bar construction

REELS:

10 solid 7/8 in. solid steel round bars on 14 in. diameter reel, spring cushioned
Approximate ground pressure of 110 lbs. per foot

HITCH SYSTEM:

Pull Frame with telescoping tongue
Tongue Lengths:
- 12 ft. 5 in. to 16 ft. 5 in. (Non-Fold, Single Fold and 30 ft. Double Fold)
- 19 ft. 10 in. to 23 ft. 10 in. (32.5 ft. - 45ft. Double Fold)
- 19 ft. 10 in to 25 ft. 10 in. (50 ft. Double Fold)
Parking jack - 3000 lbs. (1361 kg)

WHEELS AND TIRES:

9.5L x 15 8PR tubeless tires
Heavy-duty 6-bolt hubs

TRANSPORT:

Combination warning and tail lights with 7-pin connector
SMV emblem and reflectors
ASAE Highway transport chain

TRANSPORT: (continued)

Transport Width

Rigid

12.5 ft. - 13 ft. (3.96 m)
15 ft. - 15.5 ft. (4.72 m)

Single Fold

18 to 20 ft. - 13 ft. (3.96 m)
22.5 ft. - 15.5 ft. (4.72 m)
25 ft. - 13 ft. (3.96 m)
27.5 ft. - 15.5 ft. (4.72 m)
30 ft. - 18 ft. (5.49 m)

Double Fold

30 ft. - 16 ft. (4.88 m)
32.5 ft. - 18.5 ft. (5.64 m)
35 ft. (10 ft. mainframe) - 16 ft. (4.88 m)
35 ft. (15 ft. mainframe) - 21 ft. (6.4 m)
37.5 ft. - 18.5 ft. (5.49 m)
40 ft. - 21 ft. (6.4 m)
42.5 ft. - 18.5 ft. (5.49 m)
45 to 50 ft. - 21 ft. (6.4 m)

Transport Height

Rigid

12.5 to 15 ft. - 4.6 ft. (1.37 m)

Single Fold

18 ft. - 7 ft. (2.13 m)
20 to 22.5 - 8 ft. (2.44 m)
25 ft. - 11 ft. (3.35 m)
27.5 to 30 ft. - 10 ft. (3.05 m)

Double Fold

30 ft. to 32.5 ft. - 9.5 ft. (2.9 m)
35 ft. (10 ft. mainframe) - 12 ft. (3.66 m)
35 ft. (15 ft. mainframe) - 9.6 ft. (2.93 m)
37.5 to 45 ft. - 12 ft. (3.66 m)
50 ft. - 14.5 ft. (4.42 m)

**CRUMBLER 110 CONDITIONER
US PRICE LIST**

(Ex Works Goodfield, IL)

Standard Equipment

Requirements for Operation:

Vary with soil conditions and depth
of tillage

1.1 Engine Horsepower per foot

Recommended operating speed
is 5 - 8 MPH

Recommended for use with field
cultivators and tandem disk

**CRUMBLER 110 CONDITIONER
US PRICE LIST**

(Ex Works Goodfield, IL)

Models

COMMERCIAL MODEL	WORKING WIDTH	MAINFRAME	REEL	Weight	List Price
CRUMBLER 110 COND	12.5 ft.	12.5 FT	ROUND	3,000 LB	\$7,350.00
CRUMBLER 110 COND	15 ft.	15 FT	ROUND	5,000 LB	\$7,782.00
CRUMBLER 110 COND	18 ft.	10 FT	ROUND	3,000 LB	\$11,391.00
CRUMBLER 110 COND	20 ft.	10 FT	ROUND	5,000 LB	\$11,905.00
CRUMBLER 110 COND	22.5 ft.	12.5 FT	ROUND	5,000 LB	\$12,204.00
CRUMBLER 110 COND	25 ft.	10 FT	ROUND	5,000 LB	\$12,667.00
CRUMBLER 110 COND	27.5 ft.	12.5 FT	ROUND	3,000 LB	\$13,012.00
CRUMBLER 110 COND	30 ft.	10 FT	ROUND	3,000 LB	\$17,762.00
CRUMBLER 110 COND	30 ft.	15 FT	ROUND	3,000 LB	\$13,463.00
CRUMBLER 110 COND	32.5 ft.	12.5 FT	ROUND	3,000 LB	\$19,275.00
CRUMBLER 110 COND	35 ft.	10 FT	ROUND	3,000 LB	\$19,727.00
CRUMBLER 110 COND	35 ft.	15 FT	ROUND	3,000 LB	\$19,727.00
CRUMBLER 110 COND	37.5 ft.	12.5 FT	ROUND	5,000 LB	\$20,054.00
CRUMBLER 110 COND	40 ft.	15 FT	ROUND	3,000 LB	\$20,630.00
CRUMBLER 110 COND	42.5 ft.	12.5 FT	ROUND	3,000 LB	\$20,862.00
CRUMBLER 110 COND	45 ft.	15 FT	ROUND	3,000 LB	\$21,316.00
CRUMBLER 110 COND	50 ft.	15 FT	ROUND	3,000 LB	\$23,469.00

**CRUMBLER 110 CONDITIONER
US PRICE LIST**

(Ex Works Goodfield, IL)
Factory Supplied Options

Order Code	Description	Weight	List Price
OPERATOR'S MANUAL			
SD 47122 OPERATOR'S MANUAL			
	789513 North American English		No Charge
	789514 North American French		No Charge

**CRUMBLER 110 CONDITIONER
US PRICE LIST**

(Ex Works Goodfield, IL)

Factory Supplied Attachments

Order Code	Description	Weight	List Price
Rear Hitches			
87641200	Rear hitch for TIGER-MATE 200 to pull a CRUMBLER 110 (for use with 3-Bar coil tine harrow, tiger-tine 4-Bar coil tine harrow and 5-Bar spike tooth harrow)	316 LB	\$1,060.48
87641201	Rear hitch for TIGER-MATE 200 with ACS harrow to pull a CRUMBLER 110 (for use with ACS round, ACS flat, 3-Bar, 4-Bar and 5-Bar harrows)	316 LB	\$1,372.38
779526008	Rear hitch hydraulic assembly for TIGER-MATE 200 to operate a CRUMBLER 110	7 LB	\$277.77
436178A	Rear hitch for 7 shank folding	480 LB	\$1,428.00
443609A	Rear hitch for 5 shank and 7 shank non-folding.		\$1,530.00
779500038	Rear hitch for ecolo-tiger 9300 to pull a CRUMBLER 160 (requires rear disk leveler)	503 LB	\$2,037.00
779500138	Rear hitch for 530C (requires rear disk leveler)	470 LB	\$2,213.00
779500148	Rear hitch for 730C (requires rear disk leveler)	575 LB	\$2,468.00

CRUMBLER 110

Configuration and Accessory Information

Working Width (ft.)	Approx. Weight (lbs.)	Approx. Trans. Width (ft.)	Approx. Trans. Height	Approx. Hitch Tongue Length (ft.)	Mainframe			Inner Wing			Outer Wing		
					10'	12.5'	15'	5'	7.5'	10'	4'	5'	7.5'

SECONDARY TILLAGE RIGID MODELS

12.5	1,675	13	4.5	12.4 - 16.4		X							
15	1,950	15.5	4.5	12.4 - 16.4									X

SECONDARY TILLAGE SINGLE FOLD MODELS

18	2,280	13	7	12.4 - 16.4	X							X	
20	2,500	13	8	12.4 - 16.4	X								X
22.5	2,775	15.5	8	12.4 - 16.4		X							X
25	3,050	13	11	12.4 - 16.4	X								X
27.5	3,325	15.5	10	12.4 - 16.4		X							X
30	3,600	18	10	12.4 - 16.4				X					X

SECONDARY TILLAGE DOUBLE FOLD MODELS

30	3,800	16	9.5	12.4 - 16.4	X				X				X
32.5	4,185	18.5	9.5	19.8 - 23.8		X			X				X
35	4,350	16	12	19.8 - 23.8	X					X			X
35	4,350	21	9.5	19.8 - 23.8				X	X				X
37.5	4,625	18.5	12	19.8 - 23.8		X				X			X
40	4,900	21	12	19.8 - 23.8				X		X			X
42.5	5,175	18.5	12	19.8 - 23.8		X				X			X
45	5,450	21	12	19.8 - 23.8				X		X			X
50	6,000	21	14.5	19.8 - 25.8				X			X		X

**CRUMBLER 160 CONDITIONER
US PRICE LIST**

(Ex Works Goodfield, IL)

Standard Equipment

STANDARD EQUIPMENT:

- Mainframe - 6 in. x 4 in. single bar
- 5 in. x 5 in. pull frame with telescoping tongue
- Wings - 6 in. x 4 in. single bar
- Parking jack
- Reels:
 - Round Bar
 - 16 in. Diameter reel with 10 solid lin. bars
 - Approximately 160 lbs./foot ground pressure
 - Flat Bar
 - 16 in. Diameter reel with 6 solid flat 5/16 in. x 2 1/2 in. bars
 - Approximately 120 lbs./foot ground pressure
- 3000 PSI Hydraulics with ISO couplers on hoses
- 9.5L x 15 8PR Tubeless rib implement tires
- 6-Bolt replaceable hubs and spindles

TRANSPORT:

- ASAE Highway transport chain
- SMV emblem and reflectors
- ASAE Warning and tail lights with a 7-Pin connector

Transport Width

- 15 ft. Rigid - 15 ft. 6 in. (4.72 m)
- 17.5 ft. Single Fold - 13 ft. 6 in. (4.11 m)
- 20 ft. Single Fold - 13 ft. 6 in. (4.11 m)
- 22.5 ft. Single Fold - 13 ft. 6 in. (4.11 m)
- 25 ft. Single Fold 13 ft. 6 in. (4.11 m)

TRANSPORT: (continued)

- Transport Height
 - 15 ft. Rigid - 4 ft. 6 in. (1.37 m)
 - 17.5 ft. Single Fold - 7 ft. 6 in. (2.29 m)
 - 20 ft. Single Fold - 8 ft. 6 in. (2.59 m)
 - 22.5 ft. Single Fold - 9 ft. 6 in. (2.9 m)
 - 25 ft. Single Fold 10 ft. 6 in. (3.2 m)

RECOMMENDED ORDERING CHART:

- For ecolo-tiger® 530/530B/530C order 15 ft.
- For ecolo-tiger® 730/730B/730C order 20 ft.
- For ecolo-tiger® 9300 order 25 ft.
- For MRX690 5-Shank order 17.5 ft.
- For MRX690 7-Shank order 22.5 ft.

Requirements for Operation:

- Vary with soil conditions and depth of tillage
- 1.9 to 2.1 Engine Horsepower per foot
- Recommended operating speed: 4.5 to 7.5 mph
- Minimum required tractor hydraulic pressure: 2000 psi
- Round bars recommended for firming lighter soils
- Flat bars recommended for heavier soils to break up clods

**CRUMBLER 160 CONDITIONER
US PRICE LIST**

(Ex Works Goodfield, IL)

Models

COMMERCIAL MODEL	WORKING WIDTH	MAINFRAME	REEL	Weight	List Price
CRUMBLER 160 COND	15 ft.	15 FT	FLAT	3,500 LB	\$10,122.00
CRUMBLER 160 COND	15 ft.	15 FT	ROUND	3,500 LB	\$11,475.00
CRUMBLER 160 COND	17.5 ft.	10 FT	FLAT	3,500 LB	\$14,984.00
CRUMBLER 160 COND	17.5 ft.	10 FT	ROUND	3,500 LB	\$15,915.00
CRUMBLER 160 COND	20 ft.	10 FT	FLAT	3,500 LB	\$15,231.00
CRUMBLER 160 COND	20 ft.	10 FT	ROUND	3,500 LB	\$15,965.00
CRUMBLER 160 COND	22.5 ft.	10 FT	FLAT	3,500 LB	\$16,053.00
CRUMBLER 160 COND	22.5 ft.	10 FT	ROUND	3,500 LB	\$17,009.00
CRUMBLER 160 COND	25 ft.	10 FT	FLAT	3,500 LB	\$16,299.00
CRUMBLER 160 COND	25 ft.	10 FT	ROUND	3,500 LB	\$17,755.00

**CRUMBLER 160 CONDITIONER
US PRICE LIST**

(Ex Works Goodfield, IL)
Factory Supplied Options

Order Code	Description	Weight		List Price
789513	North American English			No Charge
789514	North American French			No Charge

AGRICULTURAL EQUIPMENT

U.S. PRICE LIST

PUMA™ (SHORT WHEEL BASE) SERIES TRACTORS

PL-100 PS REVISION 14

SAP PRICE LIST 017 C3

EFFECTIVE APRIL 1, 2014

THIS IS A COMPLETE REVISION

This price list is intended for dealers with AG and AL contracts only.

This Complete Revision includes new or revised information and replaces all prior revisions

The prices included in this revision supersede any prices established prior to the effective date shown unless specifically identified in a price bulletin as superseding this price list.

Copyright 2014 By

CNH America LLC



GENERAL INFORMATION

ADVANCE FREIGHT

Advance freight will be added to the machinery invoice as a separate net charge for machinery shipped from field locations or from other than specified Ex Works locations.

PRICES

Prices are Ex Works factory, where the goods are manufactured, except where noted. For detailed information concerning prices, please refer to your OPERATING GUIDE.

CONTENTS OF ORGANIZATION

CNH America LLC issues price lists and revisions covering each Case IH contract. The U.S. Price List is published in U.S. funds and the Canadian Price List is published in Canadian funds. Ensure that you are using the correct price list. U.S. or Canada is referenced at the top of each page and the Canadian price lists have a Maple Leaf on the price list cover page.

Freight, duty and sales taxes are NOT included in any wholegoods or attachment prices shown in the price list. Any appropriate freight, duty, Federal, State, and Provincial taxes will be added to the machinery invoice as separate net charges.

PROCEDURE

The price pages for each machine (or group of machines) lists both "Factory Supplied Options" and/or "Factory Supplied Attachments."

Each price list is comprised of the various machines sold under that contract. Each price book section has "Factory Supplied Options" and/or "Factory Supplied Attachments" price pages. When ordering and pricing a machine follow the ordering instructions listed for that machine. Attachments listed following the "Factory Supplied Attachments" heading are available for installation in the field.



GENERAL INFORMATION

DISTRIBUTION OF PRICE LISTS

Price lists and periodic price list revisions will be posted on the Dealer Portal, and distributed electronically when possible.

Printed copies of current price lists, index tabs and binders can be purchased from the Document Management Center (DMC). Orders should be placed only through the DMC web site link located on the Dealer Portal.

Document Management Center (DMC)
2205 Durand Avenue
Racine, WI 53403

DMC customer service:
(for inquiries - not to place orders)
(262)636-7540
Internal E-mail: #NA DMC ORDER CENTER

Complete U.S. Price List is PL-100
Complete Canadian Price List is PLC-100

Periodic price list revisions are usually accompanied by a cover sheet which carries instructions on price page changes and where to insert replacement or new price pages. The revisions are dated and are effective as of that date.



PUMA™ (SHORT WHEEL BASE) SERIES TRACTORS TABLE OF CONTENTS

PUMA™ (SHORT WHEEL BASE) SERIES TRACTORS

PUMA™ 150 and 160 FPS TRACTORS

Standard Features	1
Price List	4

PUMA™ 150 and 160 CVT TRACTORS

Standard Features	19
Price List	22

CHARTS

PUMA SWB TIRE CHART	36
SHIPPING WHEEL PROGRAM	37
CASE IH PURCHASED PROTECTION PLAN	38

**PUMA™ 150-165 FPS TRACTORS
US PRICE LIST**

**(Ex Works Port of Entry)
Standard Equipment**

HORSEPOWER:

Puma 150 FPS
125 PTO HP @ 2100 RPM
Power Boost - provides up to 25
additional engine horsepower

Puma 165 FPS
140 PTO HP @ 2100 RPM
Power Boost - provides up to 30
additional engine horsepower

ENGINE:

411 cu. in. (6.7 L) Displacement
6 Cylinder Turbocharged and
Intercooled
Electronic Power Management and
Constant RPM feature
Tier 4 B/Final Emissions Compliant
4 valves per cylinder
Power Boost - provides up to 29
additional engine horsepower during
non-stationary PTO/hydraulics
activation or transport
Bosch Common Rail Fuel Injection
Air Cleaner w/ Precleaner and Exhaust
Aspiration
Dual element air filter
Hand and foot throttle
Grid Heater Starting Aid
Viscous fan drive
71 Gallon (270 L) Fuel Tank
with guard
16 Gallon (60 L) Auxillary Fuel Tank
12.7 Gallon (48 L) Diesel Exhaust
Fuel (DEF) Tank
Dual fuel filters
Automatic Engine Shut Down System
(Stationary Application)
RH "A" Post Exhaust w/ integral muffler
Fuel Cooler

OPERATOR PROTECTIVE STRUCTURE:

Deluxe Air Suspension Seat with
Operator Presence Switch & Seat Belt
MultiControl Armrest with Integrated
Transmission, Throttle, PTO and
Hitch Controls
Tilt and Telescoping Steering Wheel
Heater
Tinted Glass with Sun Shade
Hinged Rear Window
Radio Ready Speakers, Antenna and
Wiring Harness
Two-speed Intermittent Front
Wiper/Washer
Rear Intermittent Wiper/Washer
Interior Dome Light
Column Mounted Left Hand
Clutchless Shuttle
Two External Mirrors
Programmable Automatic Basic
End-of-Row Functions
Left Hand Storage

INSTRUMENTATION:

A-Post mounted Analog/Digital
Instrument Cluster with display of
engine oil pressure, fuel level,
coolant temperature and speed,
hitch and PTO operational indicators

TRANSMISSION:

18-Forward/6-Reverse speed, full
powershift, Forward/Neutral/Reverse
shift on-the-go power shuttle
(right- or left-hand)

MFD -- 25 mph (40 kph)
Speed varies with tire selection

**PUMA™ 150-165 FPS TRACTORS
US PRICE LIST**

**(Ex Works Port of Entry)
Standard Equipment**

CLUTCH:

Multi-plate wet clutch design

STEERING/BRAKES:

Hydrostatic Power Steering
Hydraulically actuated wet disc brakes
(self-equalizing and self-adjusting)
Independent parking brake controlled
by hand lever with steering-column-
mounted, shuttle-lever-operated
FNRP transmission park lock

HYDRAULICS:

Pressure and flow compensated
hydraulic system (PFC):
Variable displacement piston pump
Maximum flow at rated engine speed
26.5 gpm (100 l/m) flow
(implement pump)
17.0 gpm (65 l/m) flow
(steering and operating circuits)
43.5 gpm (165 l/m) total tractor
hydraulic flow
Three closed-center mechanical remote
valves with quick couplers, flow
control, configurable detents and
anti-leak down
Oil collection bottles
Hydraulic tapping port (power beyond)
Fender mounted 3rd remote
valve activation switch
(standard on Electronic remote valve
configuration models only)

AXLES:

MFD Front Axle:
Class 4 MFD Axle Electro-hydraulic
auto MFD and diff-lock
engagement
Fully locking front differential
Dual steering cylinders
55 degree Turning Angle
12 degree Axle Oscillation
Drive Shaft Shield
Standard front tires: 14.9R30 R1W

AXLES: (continued)

Rear Axle:
Flange type
Wet plate rear differential lock:
Electro-hydraulic engaged
Standard rear tires: 18.4R42 R1W

HITCH:

Electronic draft control (EDC)
(lower link sensing)
3-point hitch category II with flex link
ends and telescoping stabilizers
Fast Raise/Lower Control (in cab)
7,900 lb/3584 kg OECD rated
lift capacity with dual 90 mm
external assist cylinders
Rear fender mounted remote
hitch switches
Ride control
Independent offset swinging drawbar

PTO:

Independent 540/1000 RPM
with single reversible shaft
Multi-plate wet clutch design
Electro-hydraulic engagement with
soft start/auto feathering
Auto PTO management system
Hydraulic Piston PTO Brake with
manual override
Flip-up PTO shaft guard
Fender mounted PTO control switch

ELECTRICAL:

Advanced Processor
(1) 12-volt 1300 cca Battery
Geared starter motor (4.2 kW)
7-pin outlet for trailer/implement
lighting
3-pin implement socket (40 amp)
15 amp screw type positive/negative
terminals
Battery boost terminal on starter motor

**PUMA™ 150-165 FPS TRACTORS
US PRICE LIST**

**(Ex Works Port of Entry)
Standard Equipment**

ELECTRICAL: (continued)

Single pin (8 amp) accessory
power outlet
150 amp Alternator
ISO/JD (30 amp) socket
ISO BUS 11783 rear breakaway socket
Two roof mounted single pin outlets
for beacon Cigar lighter

MISCELLANEOUS:

SMV emblem
Horn
Exterior Toolbox

NEBRASKA TEST REPORT STATUS:

Nebraska Temporary Sales Permit
to be applied for

LIGHTING:

Two halogen front headlights
Ten halogen worklights
Two hood mounted forward facing
Two cab roof mounted forward facing
Two grab rail mounted forward facing
Two cab roof mounted rear facing
Two rear "C"-post mounted rear
facing
Two taillights
Time delayed turn indicators with
audible warning
Front and rear cab roof mounted
flashing safety lights

**PUMA™ 150-165 FPS TRACTORS
US PRICE LIST**

(Ex Works Port of Entry)
Models

COMMERCIAL MODEL	ENGINE POWER	Weight	Factory Data	List Price
PUMA 150 FPS T4B	150 HP		9105235P13	\$136,669.00
PUMA 165 FPS T4B	165 HP		9113029P07	\$146,791.00

Factory Supplied Options

Order Code	Description	Weight	Factory Data	List Price
------------	-------------	--------	--------------	------------

OPERATOR STRUCTURE

SD T9202 OPERATOR STRUCTURE #2

X0124XX	Deluxe Cab w/Heat & A/C			No Charge
---------	-------------------------	--	--	-----------

SD T9252 CAB SUSPENSION

391183	No Cab Suspension.			No Charge
758159	Mechanical cab suspension Not compatible with 520/85 R46 tires		9001165P78	\$1,514.00

CAB

SD T9310 CAB-COMFORT PACKS

391176	Comfort Pack #1 Includes deluxe seat, manual armrest adjustment, plain LH trim, radio ready and speakers (no radio), and manual A/C			No Charge
758255	Comfort Pack #2 Includes deluxe seat, manual armrest adjustment, fabric passenger seat, basic radio (less Bluetooth), and manual A/C		9000640P64	\$832.00
758256	Comfort Pack #3 Includes deluxe seat, manual armrest adjustment, fabric passenger seat, basic radio (less Bluetooth), and automatic A/C		9001499P96	\$1,948.00
758257	Comfort Pack #4 Includes low-frequency seat (intermediate seat), manual armrest adjustment, fabric passenger seat, basic radio (less Bluetooth), and manual A/C		9001481P48	\$1,924.00
758258	Comfort Pack #5 Includes low-frequency seat (intermediate seat), manual armrest adjustment, fabric passenger seat, Bluetooth radio and speakers, and automatic A/C		9002648P80	\$3,440.00

**PUMA™ 150-165 FPS TRACTORS
US PRICE LIST**

(Ex Works Port of Entry)

	758259	Comfort Pack #6 Low frequency suspension-heated seat, BT radio, automatic A/C, passenger seat, electric adjustment of MultiController and rear sunshade		9002933P70	\$3,810.00
	758260	Comfort Pack #7 Semi-active suspension driver seat with leather cover, BT radio, automatic A/C, electric adjustment of MultiController		9002875P18	\$3,734.00
	758261	Comfort Pack #8 Includes leather seat, electric armrest adjustment, leather passenger seat, Bluetooth radio and speakers, and automatic A/C		9003578P96	\$4,648.00
	758262	Comfort Pack #9 Includes leather seat, electric armrest adjustment, leather passenger seat, Bluetooth radio and speaker, carpet and automatic A/C		9003705P24	\$4,812.00
	758263	Comfort Pack #10 Includes leather seat, electric armrest adjustment, leather passenger seat, Bluetooth radio and speakers, carpet, automatic A/C and rear sunshade		9003836P91	\$4,983.00

SD_T9330 CAB-VISIBILITY PACKS

	391179	Visibility Pack #1 Includes standard front and rear glass and mechanical telescopic mirrors			No Charge
	758139	Visibility Pack #2 Includes standard front and rear glass, high-visibility window and mechanical telescopic mirrors		9000381P15	\$495.00
	758140	Visibility Pack #3 Includes standard front and rear glass and electric telescopic mirrors		9000344P96	\$448.00
	758141	Visibility Pack #4 Includes standard front and rear glass, high-visibility window and electric telescopic mirrors		9000726P11	\$943.00
	758142	Visibility Pack #5 Includes heated front and rear glass and mechanical telescopic mirrors		9000518P21	\$673.00
	758143	Visibility Pack #6 Includes heated front and rear glass, high-visibility window and mechanical telescopic mirrors		9000899P36	\$1,168.00
	758145	Visibility Pack #7 Includes heated front and rear glass and electric telescopic mirrors		9000863P17	\$1,121.00
	758146	Visibility Pack #8 Includes heated front and rear glass, high-visibility window and electric telescopic mirrors		9001244P32	\$1,616.00

**PUMA™ 150-165 FPS TRACTORS
US PRICE LIST**

(Ex Works Port of Entry)

WORK LIGHTING

SD T9215 RH FENDER HID LIGHT

	391201	Halogen worklights Halogen Work Lights (8) Includes: 2 worklights on front cab roof 2 worklights on rear cab roof 2 lights on grabrails 2 lights on C pillars			No Charge
	758170	Xenon Hood worklight Halogen and Xenon worklights (9) Includes: 2 halogen worklights on front cab roof 2 halogen worklights on rear cab roof 2 halogen lights on grabrails 2 halogen lights on C pillars 2 Xenon hood lights		9000069P30	\$90.00
	758171	Full Xenon worklight Full Xenon Worklight Package (9) Includes: 2 Xenon worklights on front cab roof 2 Xenon worklights on rear cab roof 2 Xenon lights on grabrails 2 Xenon lights on C pillars 2 Xenon lights on hood		9002206P82	\$2,866.00

BEACON LIGHTING

SD T9146 ROTARY BEACON

	XT9146X	Less LH rotary beacon			No Charge
	758168	Right Hand Drive Beacon Only		9000274P89	\$357.00
	758169	LH and RH Rotary Beacons		9000549P78	\$714.00

TRANSPORT LIGHTS

SD T9237 HIGH LEV.ROAD LIGHT

	391188	LESS High Level Roadlight			No Charge
	758165	High Mount Roadlight High mount Roadlight - RH dip		9000212P52	\$276.00

DISPLAY MOUNTING

SD T9223 RH WINDOW BAR MOUNT

	391182	NO Window Bar/Display			No Charge
--	--------	-----------------------	--	--	-----------

**PUMA™ 150-165 FPS TRACTORS
US PRICE LIST**

(Ex Works Port of Entry)

	758153	Monitor Mounting Bracket. Includes bracket only		9000105P49	\$137.00
	758154	RH Window Bar Display Ready. Window mounting kit for AFS Pro 700, AFS Pro 600, Includes bracket, AFS Ready harness and window mount without monitor.		9000170P94	\$222.00
	758156	RH Window Bar w/Large Display. AFS Pro 700 color touch screen display attached to right hand window bar. Includes AFS Pro 700, window monitor mounts, harness. AFS desktop mapping software and data card available through parts.		9004084P85	\$5,305.00

SD_T9228 RH ARMREST MOUNT

	391180	No RH Display			No Charge
	758147	Display Ready: Pre-wired MultiControl armrest with mounting bracket and AFS ready harness to mount optional AFS Pro 700 display		9000184P03	\$239.00
	758150	AFS 700 Touchscreen MultiControl armrest with AFS Pro 700 color touch screen display. AFS desktop mapping software and data card available through parts.		9004097P94	\$5,322.00

PRECISION FARMING

AUTOGUIDANCE

SD_T7613 AUTO GUIDANCE

	391231	Basic HMC			No Charge
	758270	Adv EOR w-Reconfig MFH Advanced End-of-Row with reconfigurable Multi-function handle assignment designation rear remotes. For functionality of Advanced End-of-Row and reconfigurable Multi-function handle assignment designation rear remotes, a Pro 700 display will need to be ordered, either option code 758150 or 758156. This requirement is valid for option code 758270, 758271, 758272 and 758273.			No Charge

**PUMA™ 150-165 FPS TRACTORS
US PRICE LIST**

(Ex Works Port of Entry)

	758271	<p>Advanced Steering System Turn Assist Not compatible with Auto Guidance features</p> <p>For functionality of Advanced End-of-Row and reconfigurable Multi-function handle assignment designation rear remotes, a Pro 700 display will need to be ordered, either option code 758150 or 758156. This requirement is valid for option code 758270, 758271, 758272 and 758273.</p>		9001175P02	\$1,526.00
	758272	<p>Auto Guidance Ready Autoguidance Ready for Armrest and Window Bar Mounted display setup. Includes electronic steering valve and manifold, hoses, wiring harness, and roof mounting bracket for receiver. Not compatible with Turn Assist Steering (758271). Requires Electronic Rear Remotes</p> <p>For functionality of Advanced End-of-Row and reconfigurable Multi-function handle assignment designation rear remotes, a Pro 700 display will need to be ordered, either option code 758150 or 758156. This requirement is valid for option code 758270, 758271, 758272 and 758273.</p>		9003685P22	\$4,786.00
	758273	<p>Auto Guidance Completion Pack Includes everything in option 758272 (Auto Guidance Ready) plus Nav II Controller and AFS 372 Receiver OminiSTAR HP/XP and WAAS/EGNOS enabled Not compatible with Turn Assist Steering (758271). Requires Electronic Rear Remotes</p> <p>For functionality of Advanced End-of-Row and reconfigurable Multi-function handle assignment designation rear remotes, a Pro 700 display will need to be ordered, either option code 758150 or 758156. This requirement is valid for option code 758270, 758271, 758272 and 758273.</p>		9012273P03	\$15,939.00

SD_T7642 ISO BUS

	758161	ISO BUS 11783 Connector			No Charge
--	--------	-------------------------	--	--	-----------

ENGINE

SD_T1013 ALTERNATOR

	758002	150Amp Alternator.			No Charge
	758003	200-Amp Alternator.		9000157P85	\$205.00

**PUMA™ 150-165 FPS TRACTORS
US PRICE LIST**

(Ex Works Port of Entry)

SD T8112 ENGINE SIDE RAILS

	391211	No Engine side rails			No Charge
	758199	Engine Side Rails Recommended for side-mounted attachments e.g. sprayer tanks. Not compatible with loader equipment.		9000641P41	\$833.00

STARTING AID

SD T1932 ENG.BLOCK/TRANSM.HE

	XT1932X	Std engine block/transmission No engine block and transmission heater.			No Charge
	758007	120V engine block/transmission		9000301P07	\$391.00

COMPRESSION BRAKE

SD T1514 EXHAUST BRAKE

	XT1514X	Less Engine Exhaust Brake			No Charge
	758005	Engine Exhaust Brake Requires pneumatic trailer brake		9001242P01	\$1,613.00

TRANSMISSION

TRANSMISSION

SD T2810 TRANSMISSION

	758016	18 X 6 40Kph Full-Powershift			No Charge
	758018	19FX6R 40Kph ECO Full-Powershi		9000944P02	\$1,226.00
	758020	19FX6R 50Kph Full-Powershift		9001273P58	\$1,654.00
Creep Transmission					
	758017	28 X 12 40Kph Full-Powershift		9002069P76	\$2,688.00
	758019	29 X 12 40Kph ECO Full-Powersh		9003013P78	\$3,914.00
	758021	29 X 12 50Kph Full-Powershift		9003343P34	\$4,342.00

RADAR

SD T7580 RADAR

	XT7580X	Standard less radar			No Charge
	758176	Electronic Radar		9000523P60	\$680.00

TRAILER BRAKES

TRAILER BRAKES

SD T7130 TRLR BRK VLV

	391155	LESS trailer brakes			No Charge
	758037	Hydraulic Trailer Brake		9000743P82	\$966.00

**PUMA™ 150-165 FPS TRACTORS
US PRICE LIST**

(Ex Works Port of Entry)

	758038	Pneumatic Trailer Brake		9005269P11	\$6,843.00
	758039	Hydraulic+Pneumatic Trl Brake		9006012P93	\$7,809.00

HITCH

HITCH AND DRAWBAR

SD T8200 HITCH

Telescoping Links Ends					
	758073	2X90mm Cyl - Cat 2 -Tele Links 2X90mm Cylinder - Category 2 Telescoping Links Ends Lift capacity through entire range 9,465 Lbs (4,293 KG)			No Charge
	758074	2X90mm Cyl -Cat 2/3-Tele Links 2X90mm Cylinder - Category 2/3 Telescoping Links Ends Lift capacity through entire range 9,465 Lbs (4,293 KG)		9000083P16	\$108.00
	758078	2X100mm Cyl - Cat 2-Tele Links 2X110mm Cylinder - Category 2 Telescoping Links Ends Lift capacity through entire range 12,500 Lbs (5,670 KG)		9001295P14	\$1,682.00
	758079	2X100mm Cyl-Cat 2/3-Tele Links 2X110mm Cylinder - Category 2/3 Telescoping Links Ends Lift capacity through entire range 12,500 Lbs (5,670 KG)		9001378P30	\$1,790.00
Quick Attach-Open Claw Ends					
	391170	2X90mm Cyl - Cat 2/3 -QA Links 2X90mm Cylinder - Category 2/3 Quick Attach Open Claw Link Ends Lift capacity through entire range 9,465 Lbs (4,293 KG)		9000083P16	\$108.00
	758075	2X100mm Cyl- Cat 2/3 -QA Links 2X110mm Cylinder - Category 2/3 Quick Attach Open Claw Link Ends Lift capacity through entire range 12,500 Lbs (5,670 KG)		9001378P30	\$1,790.00

SD T8900 REAR HITCHES/DRAWBAR

	758100	Independent Swinging Drawbar Standard for Mechanical Rear Remotes			No Charge
--	--------	---	--	--	-----------

REAR 3-POINT

SD T8962 STABILIZER

	758084	Manual Pin Adjust Linkage			No Charge
--	--------	---------------------------	--	--	-----------

**PUMA™ 150-165 FPS TRACTORS
US PRICE LIST**

(Ex Works Port of Entry)

HYDRAULICS

HYDRAULIC PUMP

SD T8230 HYD PUMP

	391160	110 L/min Charge Pump			No Charge
--	--------	-----------------------	--	--	-----------

JOYSTICK

SD T7780 JOYSTICK

	391169	NO Joystick			No Charge
	758068	Joystick with 3 Buttons Electronic Joystick with 3 buttons Required if loader will include 3rd function diverter valve		9000862P40	\$1,120.00
	758070	Joystick with Rocker Switch Electronic Joystick with proportional rocker Required if loader will include "live" 3rd function circuit		9001054P90	\$1,370.00

REAR REMOTE VALVES

SD T8270 REAR REMOTES

	391163	2 MHR - Configurable Detents		(900812P35)	(\$1,055.00)
	758057	3 RR MHR - Configurable Detent			No Charge
	758058	4 Mech Bosch Rear Remotes With configurable detents on all valves		9000790P02	\$1,026.00
	758059	3 Electronic Rear Remotes Requires (758033) Fender Mounted EDC/PTO/ERRV#3		9001484P56	\$1,928.00
	758060	4 Electronic Rear Remotes Requires (758033) Fender Mounted EDC/PTO/ERRV#3		9002274P58	\$2,954.00
	758061	5 Electronic Rear Remotes Requires (758033) Fender Mounted EDC/PTO/ERRV#3		9003063P83	\$3,979.00

MID-MOUNT VALVES

SD T8280 MID-MOUNT VALVES

	391168	Less Mid-Mount EHR Valves Less electronic mid-mount valves			No Charge
	758064	1 Mid-Mount EHR 1 electronic mid-mount valve		9000808P50	\$1,050.00
	758065	2 Mid-Mount EHR 2 electronic mid-mount valves		9001613P92	\$2,096.00
	758066	3 Mid-Mount EHR 3 electronic mid-mount valves		9002472P47	\$3,211.00

**PUMA™ 150-165 FPS TRACTORS
US PRICE LIST**

(Ex Works Port of Entry)

POWER BEYOND

SD T8275 POWER BEYOND COUPLE

	X0243XX	Less Rear Power Beyond and			No Charge
	758062	Low Pressure Return and QC Low pressure return quick coupler		9000115P50	\$150.00
	758063	Low Pressure Return - QC - ISO Low pressure return quick coupler Quick Coupler and ISO Power Beyond Coupler		9000695P31	\$903.00

PTO

SD T8010 PTO

	758031	540/1000 Interchanging Shafts			No Charge
--	--------	-------------------------------	--	--	-----------

SD T8711 FENDER MOUNT PTO CO

	391146	Fender Mounted EDC and PTO			No Charge
	758033	Fender Mounted EDC/PTO/ERRV#3			No Charge

FRONT AXLE

SD T3330 FRONT AXLE/DRIVE ENGAGE

	391156	Class 4 Axle With multi-plate, fully locking front differential			No Charge
	758045	Class 4 Suspended MFD Axle With multi-plate, fully locking front differential		9004510P66	\$5,858.00
	758046	Class 4 Suspended MFD w/brakes With multi-plate, fully locking front differential, brakes.		9006124P58	\$7,954.00

FRONT WHEELS AND TIRES

SD T4940 FRONT WHEELS AND TIRES

	8241901	14.9R28 R1W HD- MI, FI, TR, CO Michelin, Firestone, Trelleborg and Continental		(900311P85)	(\$405.00)
	8255401	16.9R28 R1W - MI, FI, TR, CO Michelin, Firestone, Trelleborg and Continental		9000123P20	\$160.00
	8817401	440/80R28 Alliance Alliance		9002086P70	\$2,710.00
	8868401	540/65R28 R1W - MI, FI, TR, CO Michelin, Firestone, Trelleborg and Continental		9000673P75	\$875.00
	8875401	600/65R28 R1W - MI, FI, TR, CO Michelin, Firestone, Trelleborg and Continental		9002647P26	\$3,438.00

**PUMA™ 150-165 FPS TRACTORS
US PRICE LIST**

(Ex Works Port of Entry)

	8877401	600/65R28 R1W FI Firestone		9002305P38	\$2,994.00
	8258404	14.9R30 R1W MI, TR Michelin, Trelleborg			No Charge
	8274401	16.9R30 R1W- MI-FI-TR Michelin, Firestone, and Trelleborg		9000380P38	\$494.00
	8854401	480/70R30 R1W - MI, FI, TR, CO Michelin, Firestone, Trelleborg and Continental		9000112P42	\$146.00
	8801604	320/85R34 R1W Brands - MI-FI Michelin, Firestone		9000396P55	\$515.00
	8295404	320/85R38 R1W FI Firestone		9001563P10	\$2,030.00
	8299906	Front Shipping Wheels Requires rear shipping wheels		(901121P89)	(\$1,457.00)

REAR AXLE

SD_T4810 REAR AXLE

	391158	Flange Type Rear Axle			No Charge
	758052	Bar Axle 98 in. 2489 mm		9000981P75	\$1,275.00
	758053	Bar Axle 112 in. 2845 mm		9001111P88	\$1,444.00

REAR WHEELS AND TIRES

SD_T4950 REAR WHEELS AND TIRES

Single Adjustable Steel Wheels

	8328401	18.4R38 R1W - MI, FI, TR, CO Michelin, Firestone, Trelleborg and Continental		(900275P66)	(\$358.00)
	8380401	20.8R38 R1W - MI, FI, TR, CO Michelin, Firestone, Trelleborg and Continental		9000073P15	\$95.00
	8986401	650/65R38 R1W - MI, FI, TR, CO Michelin, Firestone, Trelleborg and Continental		9001218P91	\$1,583.00
	8388404	18.4R42 R1W MI Michelin			No Charge
	8370404	14.9R46 R1W - CO Continental		(900053P13)	(\$69.00)
	8934804	420/80R46 R1W MI Michelin		9001673P21	\$2,173.00
	8991604	380/90R50 R1W MI Michelin		9002934P47	\$3,811.00
	8344404	320/90R54 R1W - FI Firestone		9000542P08	\$704.00

**PUMA™ 150-165 FPS TRACTORS
US PRICE LIST**

(Ex Works Port of Entry)

Single Fixed Steel Wheels					
	8999401	710/70R38 R1W FI Firestone		9002452P45	\$3,185.00
Single Cast Wheels					
	8301306	20.8R38 R1W - MI, FI, TR Michelin, Firestone, and Trelleborg		9001101P87	\$1,431.00
	8384506	18.4R42 R1W MI TR Michelin, Trelleborg		9001000P23	\$1,299.00
Municipality Tires - Fixed					
	8961401	540/80R38 - Alliance Alliance		9002916P76	\$3,788.00
Dual Steel Wheels					
	8488404	18.4R42 R1W - DUAL - MI, TR Michelin, Trelleborg		9004907P98	\$6,374.00
	8470404	14.9R46 DUAL: CO Continental		9004864P86	\$6,318.00
	8491504	380/90R50 R1W DUAL MI Michelin		9005596P36	\$7,268.00
	8461304	320/90R54 R1W DUAL - FI Firestone		9006083P77	\$7,901.00
Rear Shipping Wheels					
	8399906	Rear Shipping Wheels Requires front shipping wheels		(902397P78)	(\$3,114.00)

FENDERS

FRONT FENDERS

SD T8740 FRONT FENDERS

	XT8740X	Standard less front fenders			No Charge
	758177	Dynamic Fenders 16.5 in. wide Front fenders 420 mm wide		9000517P44	\$672.00
	758178	Dynamic Fenders 18.9 in. wide Front fenders 480 mm wide		9000595P21	\$773.00
	758179	Dynamic Fender 21.3 in. wide Front fenders 540 mm wide		9000736P12	\$956.00
	758180	Dynamic Fender 24.4 in. wide Front fenders 620 mm wide		9000859P32	\$1,116.00

REAR FENDERS

SD T8700 FENDERS

Fender					
	391205	Standard Narrow Fenders			No Charge
	758181	Wide, Full Cover Fenders 92.1 in./2340 mm rear fenders.		9000475P86	\$618.00

**PUMA™ 150-165 FPS TRACTORS
US PRICE LIST**

(Ex Works Port of Entry)

Fender with Extensions					
	758182	Full Cover w/ 3 in. Extension Full cover with 3 in./ 75 mm wide extensions.		9000730P73	\$949.00
Fender with Extremity Lights					
	758338	NRW FNDR w/ Extremity Lights Narrow Fenders with Extremity Lighting		9000277P97	\$361.00
	758339	WD FNDR w/ Extremity Lights Wide Fender with Extremity Lighting		9000753P83	\$979.00
	758340	FL CVR+3" Ext w/ Extrmty Lght Full cover with 3 in./ 75 mm wide extensions and Extremity Lighting		9001008P70	\$1,310.00
	758341	FL CVR+7" Ext w/ Extrmty Lght Full cover with 7 in./ 180 mm wide extensions and Extremity Lighting		9001201P97	\$1,561.00

LOADER

MOUNTING BRACKETS

SD_T8110 LOADER BRACKETS

	391209	LESS Loader Side Frames			No Charge
	758197	NASO Loader TPS Sideframes TPS Horizontal Side Plates for Loader Installation (Not compatible with front hitch option) To complete loader installation, order TPS Vertical Brackets from loader price list.		9001238P16	\$1,608.00

OTHER EQUIPMENT

SD_T3600 BRAKE PACK

	391212	Standard Heavy Duty Brake			No Charge
	758204	Extended Life Brake Discs.		9000222P53	\$289.00

SD_T4933 TIRE BRAND

	729070	No tire brand preference Tire brands are subject to availability. If the Tire Brand Preference Code is ordered, the plant will install the brand selected. If no Tire Brand Preference is selected, a tire from existing inventory will be installed. This will include one of the following brands in the chosen tire size: Michelin, Firestone, Trelleborg, Alliance, or Continental/Mitas. Availability of brands vary by size.			No Charge
--	--------	--	--	--	-----------

**PUMA™ 150-165 FPS TRACTORS
US PRICE LIST**

(Ex Works Port of Entry)

	729078	Continental		9000359P59	\$467.00
	729075	Firestone		9000359P59	\$467.00
	729072	Trelleborg		9000359P59	\$467.00
	729073	Michelin		9000990P22	\$1,286.00

SD_T9850 SPECIAL COLORS/PANELS

	391216	Red Sheet Metal,			No Charge
	758208	Special Colors-Customer Choice Roof, Hood, Fenders painted per requested RAL code located at www.ralcolor.com. Please contact Sales Support Team in Racine for further details.		9002434P74	\$3,162.00
	758207	Special Color- Customer Choice Chassis, Roof, Hood, Fenders painted per requested RAL code located at www.ralcolor.com. Please contact Sales Support Team in Racine for further details.		9004869P48	\$6,324.00

FRONT BALLAST, PTO, AND HITCH

SD_T8150 FRONT END

Ballast					
	391172	No Front Weight Carrier			No Charge
	758094	Tow Hook Only Tow hook Total Weight = 114kg/250lbs		9000073P15	\$95.00
	758096	Wide Front Weight Carrier Wide Front Weight Carrier - Bolt On Total weight = 164kg/360lbs		9000284P90	\$370.00
	758095	Weight Carrier and Tow Hook Integral Front Carrier 200kg/440lbs + Tow hook 114kg/250lbs Total weight = 314Kg/690lbs		9000344P19	\$447.00
	758097	Carrier Pack B and Tow Hook Integral Front Carrier 200kg/440lbs + 6 x 45KG/100lbs=270Kg/600lbs Front Weights + Tow hook 114kg/250lbs Total weight = 584Kg/1290lbs		9001165P01	\$1,513.00
	758098	Carrier Pack C and Tow Hook Integral Front Carrier 200kg/440lbs with 3 piece 1000kg/2200Lbs weigh set 500kg/1100lbs + 2 X 250kg/550lbs weights Total Weight = 1200kg /2640lbs		9002563P33	\$3,329.00
Front PTO and Hitch					
	758088	Frt Hitch for Rear Remote Front Hitch with hydraulics from Rear Remote Valves		9005151P30	\$6,690.00
	758089	Frt Hitch for Mid-mount Valve Front Hitch with hydraulics from Mid-mount Valves		9005151P30	\$6,690.00

**PUMA™ 150-165 FPS TRACTORS
US PRICE LIST**

(Ex Works Port of Entry)

	758246	Frt Hitch w/Front Coupler- MMV Front Hitch with hydraulics from Mid-mount with Front Coupler		9005279P12	\$6,856.00
	758245	Frt Hitch with PTO for MMV Front Hitch with hydraulics from Mid-mount Valves and Front PTO		9010788P47	\$14,011.00
	758247	Frt Hitch w/PTO, Frt Coup- MMV Front Hitch with hydraulics from Mid-mount with Front Coupler and Front PTO		9010916P29	\$14,177.00

REAR BALLAST

SD T4961 REAR BALLAST

	X0050XX	No ballast for rear wheels			No Charge
	758188	6X65kg Rear Wheel Wt. 6 - 65kg/143lbs Rear Wheel Disc Weight Set Total Weight = 390kg/860lbs		9000790P02	\$1,026.00

OPERATOR'S MANUAL

ADDITIONAL OPERATOR'S MANUAL

SD T9807 OPERATOR MANUAL

	X0234XX	Less Add'l Operator Manual			No Charge
	758244	Operator Manual in French			No Charge
	758242	Operator Manual in Spanish			No Charge

**PUMA™ 150-165 CVT TRACTORS
US PRICE LIST**

**(Ex Works Port of Entry)
Standard Equipment**

HORSEPOWER:

Puma 150 CVT
125 PTO HP @ 2100 RPM
Power Boost - provides up to 25
additional engine horsepower

Puma 165 CVT
140 PTO HP @ 2100 RPM
Power Boost - provides up to 30
additional engine horsepower

ENGINE:

411 cu. in. (6.7 L) Displacement
6 Cylinder Turbocharged and
Intercooled
Electronic Power Management and
Constant RPM feature
Tier 4 B/Final Emissions Compliant
4 valves per cylinder
Power Boost - provides up to 29
additional engine horsepower during
non-stationary PTO/hydraulics
activation or transport
Bosch Common Rail Fuel Injection
Air Cleaner w/ Precleaner and Exhaust
Aspiration
Dual element air filter
Hand and foot throttle
Grid Heater Starting Aid
Viscous fan drive
71 Gallon (270 L) Fuel Tank
with guard
16 Gallon (60 L) Auxillary Fuel Tank
12.7 Gallon (48 L) Diesel Exhaust
Fuel (DEF) Tank
Dual fuel filters
Automatic Engine Shut Down System
(Stationary Application)
RH "A" Post Exhaust w/ integral muffler
Fuel Cooler

OPERATOR PROTECTIVE STRUCTURE:

Deluxe Air Suspension Seat with
Operator Presence Switch, Seat Belt
and Swivel
MultiControl Armrest with Integrated
Transmission, Throttle, PTO and
Hitch Controls
Tilt and Telescoping Steering Wheel
Heater
Tinted Glass with Sun Shade
Hinged Rear Window
Radio Ready Speakers, Antenna and
Wiring Harness
Two-speed Intermittent Front
Wiper/Washer
Rear Intermittent Wiper/Washer
Interior Dome Light
Digital Clock
Column Mounted Left Hand
Clutchless Shuttle
Two External Mirrors
Programmable Automatic Basic
End-of-Row Functions
Left Hand Storage

INSTRUMENTATION:

A-Post mounted Analog/Digital
Instrument Cluster with display of
engine oil pressure, fuel level,
coolant temperature and speed,
hitch and PTO operational indicators

TRANSMISSION:

Continuously variable transmission
with standard creep speeds and
Active Stop control feature
25 mph (40 kph) Economy
Transmission

CLUTCH:

Double wet clutch technology

**PUMA™ 150-165 CVT TRACTORS
US PRICE LIST**

**(Ex Works Port of Entry)
Standard Equipment**

STEERING/BRAKES:

Hydrostatic Power Steering
Hydraulically actuated wet disc brakes
(self-equalizing and self-adjusting)
Independent parking brake controlled
by hand lever with steering-column-
mounted, shuttle-lever-operated
FNRP transmission park lock

HYDRAULICS:

Pressure and flow compensated
hydraulic system (PFC):
Variable displacement piston pump
Maximum flow at rated engine speed
26.5 gpm (100 l/m) flow
(implement pump)
17.0 gpm (65 l/m) flow
(steering and operating circuits)
43.5 gpm (165 l/m) total tractor
hydraulic flow
Three closed-center mechanical
deluxe remote valves with quick
couplers, flow control, configurable
detents and anti-leak down
Dual individual lever control
Oil collection bottles
Hydraulic tapping port (power beyond)
Fender mounted 3rd remote valve
activation switch (standard on
Electronic remote valve configuration
models only)

AXLES:

MFD Front Axle:
Class 4 MFD Axle
Electro-hydraulic auto MFD and
diff-lock engagement
Fully locking front differential
Dual steering cylinders
55 degree Turning Angle
12 degree Axle Oscillation
Drive Shaft Shield
Standard front tires: 14.9R30 R1W

AXLES: (continued)

Rear Axle:
Flange type
Wet plate rear differential lock:
Electro-hydraulic engaged
Standard rear tires: 18.4R42 R1W

HITCH:

Electronic draft control (EDC)
(lower link sensing)
3-point hitch category II with flex link
ends and telescoping stabilizers
Fast Raise/Lower Control (in cab)
7,900 lb/3584 kg OECD rated lift
capacity with dual 90 mm external
assist cylinders
Rear fender mounted remote
hitch switches
Ride control
Independent offset swinging drawbar

PTO:

Independent 540/1000 RPM with
single reversible shaft
Multi-plate wet clutch design
Electro-hydraulic engagement with
soft start/auto feathering
Auto PTO management system
Hydraulic Piston PTO Brake with
manual override
Flip-up PTO shaft guard
Fender mounted PTO control switch

ELECTRICAL:

(1) 12-volt 1300 cca Battery
Geared starter motor (4.2 kW)
7-pin outlet for trailer/implement
lighting
3-pin implement socket (40 amp)
15 amp screw type positive/negative
terminals
Battery boost terminal on starter motor

**PUMA™ 150-165 CVT TRACTORS
US PRICE LIST**

**(Ex Works Port of Entry)
Standard Equipment**

ELECTRICAL: (continued)

Single pin (8 amp) accessory
power outlet
150 amp Alternator
ISO/JD (30 amp) socket
ISO BUS 11783 rear breakaway socket
Two roof mounted single pin outlets
for beacon Cigar lighter

MISCELLANEOUS:

SMV emblem
Horn
Exterior Toolbox

NEBRASKA TEST REPORT STATUS:

Nebraska Temporary Sales Permit
to be applied fo

LIGHTING:

Two halogen front headlights
Ten halogen worklights
Two hood mounted forward facing
Two cab roof mounted forward facing
Two grab rail mounted forward facing
Two cab roof mounted rear facing
Two rear "C"-post mounted rear
facing
Two taillights
Time delayed turn indicators with
audible warning
Front and rear cab roof mounted
flashing safety lights

**PUMA™ 150-165 CVT TRACTORS
US PRICE LIST**

(Ex Works Port of Entry)
Models

COMMERCIAL MODEL	Weight	List Price
PUMA 150 CVT T4B		\$144,426.00
PUMA 165 CVT T4B		\$154,947.00

Factory Supplied Options

Order Code	Description	Weight	List Price
OPERATOR STRUCTURE			
SD T9202 OPERATOR STRUCTURE #2			
X0124XX	Deluxe Cab w/Heat & A/C		No Charge
SD T9252 CAB SUSPENSION			
391183	No Cab Suspension.		No Charge
758159	Mechanical cab suspension Not compatible with 520/85 R46 tires		\$1,514.00
CAB			
SD T9310 CAB-COMFORT PACKS			
391176	Comfort Pack #1 Includes deluxe seat, manual armrest adjustment, plain LH trim, radio ready and speakers (no radio), and manual A/C		No Charge
758255	Comfort Pack #2 Includes deluxe seat, manual armrest adjustment, fabric passenger seat, basic radio (less Bluetooth), and manual A/C		\$832.00
758256	Comfort Pack #3 Includes deluxe seat, manual armrest adjustment, fabric passenger seat, basic radio (less Bluetooth), and automatic A/C		\$1,948.00
758257	Comfort Pack #4 Includes low-frequency seat (intermediate seat), manual armrest adjustment, fabric passenger seat, basic radio (less Bluetooth), and manual A/C		\$1,924.00
758258	Comfort Pack #5 Includes low-frequency seat (intermediate seat), manual armrest adjustment, fabric passenger seat, Bluetooth radio and speakers, and automatic A/C		\$3,440.00

**PUMA™ 150-165 CVT TRACTORS
US PRICE LIST**

(Ex Works Port of Entry)

	758259	Comfort Pack #6 Low frequency suspension-heated seat, BT radio, automatic A/C, passenger seat, electric adjustment of MultiController and rear sunshade		\$3,810.00
	758260	Comfort Pack #7 Semi-active suspension driver seat with leather cover, BT radio, automatic A/C, electric adjustment of MultiController		\$3,734.00
	758261	Comfort Pack #8 Includes leather seat, electric armrest adjustment, leather passenger seat, Bluetooth radio and speakers, and automatic A/C		\$4,648.00
	758262	Comfort Pack #9 Includes leather seat, electric armrest adjustment, leather passenger seat, Bluetooth radio and speaker, carpet and automatic A/C		\$4,812.00
	758263	Comfort Pack #10 Includes leather seat, electric armrest adjustment, leather passenger seat, Bluetooth radio and speakers, carpet, automatic A/C and rear sunshade		\$4,983.00

SD_T9330 CAB-VISIBILITY PACKS

	391179	Visibility Pack #1 Includes standard front and rear glass and mechanical telescopic mirrors		No Charge
	758139	Visibility Pack #2 Includes standard front and rear glass, high-visibility window and mechanical telescopic mirrors		\$495.00
	758140	Visibility Pack #3 Includes standard front and rear glass and electric telescopic mirrors		\$448.00
	758141	Visibility Pack #4 Includes standard front and rear glass, high-visibility window and electric telescopic mirrors		\$943.00
	758142	Visibility Pack #5 Includes heated front and rear glass and mechanical telescopic mirrors		\$673.00
	758143	Visibility Pack #6 Includes heated front and rear glass, high-visibility window and mechanical telescopic mirrors		\$1,168.00
	758145	Visibility Pack #7 Includes heated front and rear glass and electric telescopic mirrors		\$1,121.00
	758146	Visibility Pack #8 Includes heated front and rear glass, high-visibility window and electric telescopic mirrors		\$1,616.00

**PUMA™ 150-165 CVT TRACTORS
US PRICE LIST**

(Ex Works Port of Entry)

WORK LIGHTING

SD_T9215 RH FENDER HID LIGHT

	391201	Halogen worklights Halogen Work Lights (8) Includes: 2 worklights on front cab roof 2 worklights on rear cab roof 2 lights on grabrails 2 lights on C pillars		No Charge
	758170	Xenon Hood worklight Halogen and Xenon worklights (9) Includes: 2 halogen worklights on front cab roof 2 halogen worklights on rear cab roof 2 halogen lights on grabrails 2 halogen lights on C pillars 2 Xenon hood lights		\$90.00
	758171	Full Xenon worklight Full Xenon Worklight Package (9) Includes: 2 Xenon worklights on front cab roof 2 Xenon worklights on rear cab roof 2 Xenon lights on grabrails 2 Xenon lights on C pillars 2 Xenon lights on hood		\$2,866.00

BEACON LIGHTING

SD_T9146 ROTARY BEACON

	XT9146X	Less LH rotary beacon		No Charge
	758168	Right Hand Drive Beacon Only		\$357.00
	758169	LH and RH Rotary Beacons		\$714.00

TRANSPORT LIGHTS

SD_T8708 EXTREMITY LIGHTING

	XT8708X	Std less extremity light pkg		No Charge
--	---------	------------------------------	--	-----------

SD_T9237 HIGH LEV.ROAD LIGHT

	391188	LESS High Level Roadlight		No Charge
	758165	High Mount Roadlight High mount Roadlight - RH dip		\$276.00

**PUMA™ 150-165 CVT TRACTORS
US PRICE LIST**

(Ex Works Port of Entry)

DISPLAY MOUNTING

SD_T9223 RH WINDOW BAR MOUNT

	391182	NO Window Bar/Display		No Charge
	758153	Monitor Mounting Bracket. Includes bracket only		\$137.00
	758154	RH Window Bar Display Ready. Window mounting kit for AFS Pro 700, AFS Pro 600, Includes bracket, AFS Ready harness and window mount without monitor.		\$222.00
	758156	RH Window Bar w/Large Display. AFS Pro 700 color touch screen display attached to right hand window bar. Includes AFS Pro 700, window monitor mounts, harness. AFS desktop mapping software and data card available through parts.		\$5,305.00

SD_T9228 RH ARMREST MOUNT

	391180	No RH Display		No Charge
	758147	Display Ready: Pre-wired MultiControl armrest with mounting bracket and AFS ready harness to mount optional AFS Pro 700 display		\$239.00
	758150	AFS 700 Touchscreen MultiControl armrest with AFS Pro 700 color touch screen display. AFS desktop mapping software and data card available through parts.		\$5,322.00

PRECISION FARMING

AUTOGUIDANCE

SD_T7613 AUTO GUIDANCE

	391231	Basic HMC		No Charge
	758270	Adv EOR w-Reconfig MFH Advanced End-of-Row with reconfigurable Multi-function handle assignment designation rear remotes. For functionality of Advanced End-of-Row and reconfigurable Multi-function handle assignment designation rear remotes, a Pro 700 display will need to be ordered, either option code 758150 or 758156. This requirement is valid for option code 758270, 758271, 758272 and 758273.		No Charge

**PUMA™ 150-165 CVT TRACTORS
US PRICE LIST**

(Ex Works Port of Entry)

	758271	<p>Advanced Steering System Turn Assist Not compatible with Auto Guidance features</p> <p>For functionality of Advanced End-of-Row and reconfigurable Multi-function handle assignment designation rear remotes, a Pro 700 display will need to be ordered, either option code 758150 or 758156. This requirement is valid for option code 758270, 758271, 758272 and 758273.</p>		\$1,526.00
	758272	<p>Auto Guidance Ready Autoguidance Ready for Armrest and Window Bar Mounted display setup. Includes electronic steering valve and manifold, hoses, wiring harness, and roof mounting bracket for receiver. Not compatible with Turn Assist Steering (758271). Requires Electronic Rear Remotes</p> <p>For functionality of Advanced End-of-Row and reconfigurable Multi-function handle assignment designation rear remotes, a Pro 700 display will need to be ordered, either option code 758150 or 758156. This requirement is valid for option code 758270, 758271, 758272 and 758273.</p>		\$4,786.00
	758273	<p>Auto Guidance Completion Pack Includes everything in option 758272 (Auto Guidance Ready) plus Nav II Controller and AFS 372 Receiver OminiSTAR HP/XP and WAAS/EGNOS enabled Not compatible with Turn Assist Steering (758271). Requires Electronic Rear Remotes</p> <p>For functionality of Advanced End-of-Row and reconfigurable Multi-function handle assignment designation rear remotes, a Pro 700 display will need to be ordered, either option code 758150 or 758156. This requirement is valid for option code 758270, 758271, 758272 and 758273.</p>		\$15,939.00

SD T7642 ISO BUS

	758161	ISO BUS 11783 Connector		No Charge
--	--------	-------------------------	--	-----------

ENGINE

SD T1013 ALTERNATOR

	391133	150-Amp Alternator.		No Charge
	758003	200-Amp Alternator.		\$205.00

**PUMA™ 150-165 CVT TRACTORS
US PRICE LIST**

(Ex Works Port of Entry)

SD_T8112 ENGINE SIDE RAILS

	391211	No Engine side rails		No Charge
	758199	Engine Side Rails Recommended for side-mounted attachments e.g. sprayer tanks. Not compatible with loader equipment.		\$833.00

STARTING AID

SD_T1932 ENG.BLOCK/TRANSM.HE

	XT1932X	Std engine block/transmission No engine block and transmission heater.		No Charge
	758007	120V engine block/transmission		\$391.00

COMPRESSION BRAKE

SD_T1514 EXHAUST BRAKE

	XT1514X	Less Engine Exhaust Brake		No Charge
	758005	Engine Exhaust Brake Requires pneumatic trailer brake		\$1,613.00

TRANSMISSION

TRANSMISSION

SD_T2810 TRANSMISSION

	391138	40kph ECO CVT		No Charge
	758022	50kph ECO CVT		\$1,654.00

TRAILER BRAKES

TRAILER BRAKES

SD_T7130 TRLR BRK VLV

	391155	LESS trailer brakes		No Charge
	758037	Hydraulic Trailer Brake		\$966.00
	758038	Pneumatic Trailer Brake		\$6,843.00
	758039	Hydraulic+Pneumatic Trl Brake		\$7,809.00

**PUMA™ 150-165 CVT TRACTORS
US PRICE LIST**

(Ex Works Port of Entry)

HITCH

HITCH AND DRAWBAR

SD_T8200 HITCH

Telescoping Links Ends			
	758073	2X90mm Cyl - Cat 2 -Tele Links 2X90mm Cylinder - Category 2 Telescoping Links Ends Lift capacity through entire range 9,465 Lbs (4,293 KG)	No Charge
	758074	2X90mm Cyl -Cat 2/3-Tele Links 2X90mm Cylinder - Category 2/3 Telescoping Links Ends Lift capacity through entire range 9,465 Lbs (4,293 KG)	\$108.00
	758078	2X100mm Cyl - Cat 2-Tele Links 2X100mm Cylinder - Category 2 Telescoping Links Ends Lift capacity through entire range 12,500 Lbs (5,670 KG)	\$1,682.00
	758079	2X100mm Cyl-Cat 2/3-Tele Links 2X100mm Cylinder - Category 2/3 Telescoping Links Ends Lift capacity through entire range 12,500 Lbs (5,670 KG)	\$1,790.00
Quick Attach-Open Claw Ends			
	391170	2X90mm Cyl - Cat 2/3 -QA Links 2X90mm Cylinder - Category 2/3 Quick Attach Open Claw Link Ends Lift capacity through entire range 9,465 Lbs (4,293 KG)	\$108.00
	758075	2X100mm Cyl- Cat 2/3 -QA Links 2X100mm Cyl- Category 2/3 Quick Attach Open Claw Link Ends Lift capacity through entire range 12,500 Lbs (5,670 KG)	\$1,790.00

SD_T8900 REAR HITCHES/DRAWBAR

	758100	Independent Swinging Drawbar Standard for Mechanical Rear Remotes	No Charge
--	--------	---	-----------

REAR 3-POINT

SD_T8962 STABILIZER

	758084	Manual Pin Adjust Linkage	No Charge
--	--------	---------------------------	-----------

**PUMA™ 150-165 CVT TRACTORS
US PRICE LIST**

(Ex Works Port of Entry)

HYDRAULICS

HYDRAULIC PUMP

SD T8230 HYD PUMP

	391161	Standard Flow Pump 32 gal/min (120 L/min) max pump flow		No Charge
	758055	High Capacity Charge Pump 37 Gal/min (140 L/min) max pump flow		\$497.00

JOYSTICK

SD T7780 JOYSTICK

	391169	NO Joystick		No Charge
	758068	Joystick with 3 Buttons Electronic Joystick with 3 buttons Required if loader will include 3rd function diverter valve		\$1,120.00
	758070	Joystick with Rocker Switch Electronic Joystick with proportional rocker Required if loader will include "live" 3rd function circuit		\$1,370.00

REAR REMOTE VALVES

SD T8270 REAR REMOTES

	391164	3 Mech Bosch Rear Remotes With configurable detents on all valves		No Charge
	758058	4 Mech Bosch Rear Remotes With configurable detents on all valves		\$1,026.00
	758059	3 Electronic Rear Remotes		\$1,928.00
	758060	4 Electronic Rear Remotes		\$2,954.00
	758061	5 Electronic Rear Remotes		\$3,979.00

MID-MOUNT VALVES

SD T8280 MID-MOUNT VALVES

	391168	Less Mid-Mount EHR Valves Less electronic mid-mount valves		No Charge
	758064	1 Mid-Mount EHR 1 electronic mid-mount valve		\$1,050.00
	758065	2 Mid-Mount EHR 2 electronic mid-mount valves		\$2,096.00
	758066	3 Mid-Mount EHR 3 electronic mid-mount valves		\$3,211.00

**PUMA™ 150-165 CVT TRACTORS
US PRICE LIST**

(Ex Works Port of Entry)

POWER BEYOND

SD T8275 POWER BEYOND COUPLE

	X0243XX	Less Rear Power Beyond and		No Charge
	758062	Low Pressure Return and QC Low pressure return quick coupler		\$150.00
	758063	Low Pressure Return - QC - ISO Low pressure return quick coupler Quick Coupler and ISO Power Beyond Coupler		\$903.00

PTO

SD T8010 PTO

	758031	540/1000 Interchanging Shafts		No Charge
--	--------	-------------------------------	--	-----------

SD T8711 FENDER MOUNT PTO CO

	391146	Fender Mounted EDC and PTO		No Charge
	758033	Fender Mounted EDC/PTO/ERRV#3		No Charge

FRONT AXLE

SD T3330 FRONT AXLE/DRIVE ENGAGE

	391156	Class 4 Axle With multi-plate, fully locking front differential		No Charge
	758045	Class 4 Suspended MFD Axle With multi-plate, fully locking front differential		\$5,858.00
	758046	Class 4 Suspended MFD w/brakes With multi-plate, fully locking front differential, brakes.		\$7,954.00

FRONT WHEELS AND TIRES

SD T4940 FRONT WHEELS AND TIRES

	8241901	14.9R28 R1W HD- MI, FI, TR, CO Michelin, Firestone, Trelleborg and Continental		(\$405.00)
	8255401	16.9R28 R1W - MI, FI, TR, CO Michelin, Firestone, Trelleborg and Continental		\$160.00
	8817401	440/80R28 Alliance Alliance		\$2,710.00
	8868401	540/65R28 R1W - MI, FI, TR, CO Michelin, Firestone, Trelleborg and Continental		\$875.00
	8875401	600/65R28 R1W - MI, FI, TR, CO Michelin, Firestone, Trelleborg and Continental		\$3,438.00

**PUMA™ 150-165 CVT TRACTORS
US PRICE LIST**

(Ex Works Port of Entry)

	8877401	600/65R28 R1W FI Firestone		\$2,934.00
	8258404	14.9R30 R1W MI, TR Michelin, Trelleborg		No Charge
	8274401	16.9R30 R1W- MI-FI-TR Michelin, Firestone, and Trelleborg		\$494.00
	8854401	480/70R30 R1W - MI, FI, TR, CO Michelin, Firestone, Trelleborg and Continental		\$146.00
	8801604	320/85R34 R1W Brands - MI-FI Michelin, Firestone		\$515.00
	8295404	320/85R38 R1W FI Firestone		\$2,030.00
	8299906	Front Shipping Wheels Requires rear shipping wheels		(\$1,457.00)

REAR AXLE

SD_T4810 REAR AXLE

	391158	Flange Type Rear Axle		No Charge
	758052	Bar Axle 98 in. 2489 mm		\$1,275.00
	758053	Bar Axle 112 in. 2845 mm		\$1,444.00

REAR WHEELS AND TIRES

SD_T4950 REAR WHEELS AND TIRES

Single Adjustable Steel Wheels				
	8328401	18.4R38 R1W - MI, FI, TR, CO Michelin, Firestone, Trelleborg and Continental		(\$358.00)
	8380401	20.8R38 R1W - MI, FI, TR, CO Michelin, Firestone, Trelleborg and Continental		\$95.00
	8388404	18.4R42 R1W MI Michelin		No Charge
	8370404	14.9R46 R1W - CO Continental		(\$69.00)
	8934804	420/80R46 R1W MI Michelin		\$2,173.00
	8991604	380/90R50 R1W MI Michelin		\$3,811.00
	8344404	320/90R54 R1W - FI Firestone		\$704.00
Single Fixed Steel Wheels				
	8999401	710/70R38 R1W FI Firestone		\$3,185.00

**PUMA™ 150-165 CVT TRACTORS
US PRICE LIST**

(Ex Works Port of Entry)

Single Cast Wheels			
	8301306	20.8R38 R1W - MI, FI, TR Michelin, Firestone, and Trelleborg	\$1,431.00
	8384506	18.4R42 R1W MI TR Michelin, Trelleborg	\$1,299.00
	8986401	650/65R38 R1W - MI, FI, TR, CO Michelin, Firestone, Trelleborg and Continental	\$1,583.00
Municipality Tires - Fixed			
	8961401	540/80R38 - Alliance Alliance	\$3,788.00
Dual Steel Wheels			
	8488404	18.4R42 R1W - DUAL - MI, TR Michelin, Trelleborg	\$6,374.00
	8470404	14.9R46 DUAL: CO Continental	\$6,318.00
	8491504	380/90R50 R1W DUAL MI Michelin	\$7,268.00
	8461304	320/90R54 R1W DUAL - FI Firestone	\$7,901.00
Rear Shipping Wheels			
	8399906	Rear Shipping Wheels Requires front shipping wheels	(\$3,114.00)

FENDERS

FRONT FENDERS

SD T8740 FRONT FENDERS			
	XT8740X	Standard less front fenders	No Charge
	758177	Dynamic Fenders 16.5 in. wide Front fenders 420 mm wide	\$672.00
	758178	Dynamic Fenders 18.9 in. wide Front fenders 480 mm wide	\$773.00
	758179	Dynamic Fender 21.3 in. wide Front fenders 540 mm wide	\$956.00
	758180	Dynamic Fender 24.4 in. wide Front fenders 620 mm wide	\$1,116.00

REAR FENDERS

SD T8700 FENDERS			
Fenders			
	391205	Standard Narrow Fenders	No Charge
	758181	Wide, Full Cover Fenders 92.1 in./2340 mm rear fenders.	\$618.00

**PUMA™ 150-165 CVT TRACTORS
US PRICE LIST**

(Ex Works Port of Entry)

Fender with Extensions			
	758182	Full Cover w/ 3 in. Extension Full cover with 3 in./ 75 mm wide extensions.	\$949.00
Fender with Extremity Lights			
	758338	NRW FNDR w/ Extremity Lights Narrow Fenders with Extremity Lighting	\$361.00
	758339	WD FNDR w/ Extremity Lights Wide Fender with Extremity Lighting	\$979.00
	758340	FL CVR+3" Ext w/ Extrmty Lght Full cover with 3 in./ 75 mm wide extensions and Extremity Lighting	\$1,310.00
	758341	FL CVR+7" Ext w/ Extrmty Lght Full cover with 7 in./ 180 mm wide extensions and Extremity Lighting	\$1,561.00

LOADER

MOUNTING BRACKETS

SD_T8110 LOADER BRACKETS

	391209	LESS Loader Side Frames	No Charge
	758197	NASO Loader TPS Sideframes TPS Horizontal Side Plates for Loader Installation (Not compatible with front hitch option) To complete loader installation, order TPS Vertical Brackets from loader price list.	\$1,608.00

OTHER EQUIPMENT

SD_T3600 BRAKE PACK

	391212	Standard Heavy Duty Brake	No Charge
	758204	Extended Life Brake Discs.	\$289.00

SD_T4933 TIRE BRAND

	729070	No tire brand preference Tire brands are subject to availability. If the Tire Brand Preference Code is ordered, the plant will install the brand selected. If no Tire Brand Preference is selected, a tire from existing inventory will be installed. This will include one of the following brands in the chosen tire size: Michelin, Firestone, Trelleborg, Alliance, or Continental/Mitas. Availability of brands vary by size.	No Charge
--	--------	--	-----------

**PUMA™ 150-165 CVT TRACTORS
US PRICE LIST**

(Ex Works Port of Entry)

	729078	Continental		\$467.00
	729075	Firestone		\$467.00
	729072	Trelleborg		\$467.00
	729073	Michelin		\$1,286.00

SD T9850 SPECIAL COLORS/PANELS

	391216	Red Sheet Metal,		No Charge
	758208	Special Colors-Customer Choice Roof, Hood, Fenders painted per requested RAL code located at www.ralcolor.com. Please contact Sales Support Team in Racine for further details.		\$3,162.00
	758207	Special Color- Customer Choice Chassis, Roof, Hood, Fenders painted per requested RAL code located at www.ralcolor.com. Please contact Sales Support Team in Racine for further details.		\$6,324.00

FRONT BALLAST, PTO, AND HITCH

SD T8150 FRONT END

Ballast				
	391172	No Front Weight Carrier		No Charge
	758094	Tow Hook Only Tow hook Total Weight = 114kg/250lbs		\$95.00
	758096	Wide Front Weight Carrier Wide Front Weight Carrier - Bolt On Total weight = 164kg/360lbs		\$370.00
	758095	Weight Carrier and Tow Hook Integral Front Carrier 200kg/440lbs + Tow hook 114kg/250lbs Total weight = 314Kg/690lbs		\$447.00
	758097	Carrier Pack B and Tow Hook Integral Front Carrier 200kg/440lbs + 6 x 45KG/100lbs=270Kg/600lbs Front Weights + Tow hook 114kg/250lbs Total weight = 584Kg/1290lbs		\$1,513.00
	758098	Carrier Pack C and Tow Hook Integral Front Carrier 200kg/440lbs with 3 piece 1000kg/2200Lbs weigh set 500kg/1100lbs + 2 X 250kg/550lbs weights Total Weight = 1200kg /2640lbs		\$3,329.00
Front PTO and Hitch				
	758088	Frt Hitch for Rear Remote Front Hitch with hydraulics from Rear Remote Valves		\$6,690.00
	758089	Frt Hitch for Mid-mount Valve Front Hitch with hydraulics from Mid-mount Valves		\$6,690.00

**PUMA™ 150-165 CVT TRACTORS
US PRICE LIST**

(Ex Works Port of Entry)

	758246	Frt Hitch w/Front Coupler- MMV Front Hitch with hydraulics from Mid-mount with Front Coupler		\$6,856.00
	758245	Frt Hitch with PTO for MMV Front Hitch with hydraulics from Mid-mount Valves and Front PTO		\$14,011.00
	758247	Frt Hitch w/PTO, Frt Coup- MMV Front Hitch with hydraulics from Mid-mount with Front Coupler and Front PTO		\$14,177.00

REAR BALLAST

SD T4961 REAR BALLAST

	X0050XX	No ballast for rear wheels		No Charge
	758188	6X65kg Rear Wheel Wt. 6 - 65kg/143lbs Rear Wheel Disc Weight Set Total Weight = 390kg/860lbs		\$1,026.00

OPERATOR'S MANUAL

ADDITIONAL OPERATOR'S MANUAL

SD T9807 OPERATOR MANUAL

	X0234XX	Less Add'l Operator Manual		No Charge
	758244	Operator Manual in French		No Charge
	758242	Operator Manual in Spanish		No Charge



U.S. Shipping Wheel Program for PUMA (Short Wheel Base) Series Tractors

Case IH dealers are able to order a PUMA (SWB) Series tractor with returnable shipping wheels. The intention of this program is to help dealers sell Case IH tractors to their retail customers with the desired tires and wheels when Case IH can not offer a unique option from the factory.

Program Details:

1. While placing an order for the tractor the dealer chooses front and rear shipping wheel order codes where applicable.
2. Case IH will deliver the tractor to the dealer with the shipping wheels.
3. The dealer is invoiced per set for the following amounts

Rears - order code 8399906	\$(3,114)
Fronts - order code 8299906	\$(1,457)

4. Upon receipt of the tractor the dealer will dismount the shipping wheels, place them on a wooden skid and band them to the skid for return to a consolidation point. Wheels must be returned to the collection center clean, free of debris and shrink-wrapped.
5. Case IH has a consolidation point set up in North America where the shipping wheels must be returned. The address of the consolidation point is:

CNH America
2700 Broening Hwy
Dundalk Marine Terminal – Lot 100/Building 100
Baltimore, MD 21222

6. Contact your Case IH Sales Support Specialist advising him/her of the location where you will be returning your shipping tires.
7. Your Case IH Sales Support Specialist will issue an RGA number.
8. Securely attach the RGA to your shipment so that it is identifiable to the receiving party.
9. Contact the freight line of your choice to make arrangements to return the shipping wheels to the consolidation point. Freight to return the shipping wheels from the Case IH dealer to the consolidation point must be pre-paid by the dealer. **The freight cost will NOT be reimbursed.**
10. Upon receipt of the shipping wheels at the consolidation point your Case IH dealer account will be credited the following amounts:

Rears - code 8399906 credit	\$839
Fronts - code 8299906 credit	\$559

If you have any questions regarding this program please contact your Sales Support Specialist.



PURCHASED PROTECTION

Pricing and program details can be found on the Dealer Portal or by contacting the CPP hotline @ 1-866-606-1802. Not all models are eligible for CPP.

AGRICULTURAL EQUIPMENT

U.S. PRICE LIST

GRAIN HARVESTING - HEADS

PL-100 HD REVISION 11

SAP PRICE LIST 016 C7 and 016 C8

EFFECTIVE OCTOBER 2, 2013

THIS IS A COMPLETE REVISION

This price list is intended for dealers with a GH contract only.

This Complete Revision includes new or revised information and replaces all prior revisions.

The prices included in this revision supersede any prices established prior to the effective date shown unless specifically identified in a price bulletin as superseding this price list.

Copyright 2013 By

CNH America LLC



GENERAL INFORMATION

ADVANCE FREIGHT

Advance freight will be added to the machinery invoice as a separate net charge for machinery shipped from field locations or from other than specified Ex Works locations.

PRICES

Prices are Ex Works factory, where the goods are manufactured, except where noted. For detailed information concerning prices, please refer to your OPERATING GUIDE.

CONTENTS OF ORGANIZATION

CNH America LLC issues price lists and revisions covering each Case IH contract. The U.S. Price List is published in U.S. funds and the Canadian Price List is published in Canadian funds. Ensure that you are using the correct price list. U.S. or Canada is referenced at the top of each page and the Canadian price lists have a Maple Leaf on the price list cover page.

Freight, duty and sales taxes are NOT included in any wholegoods or attachment prices shown in the price list. Any appropriate freight, duty, Federal, State, and Provincial taxes will be added to the machinery invoice as separate net charges.

PROCEDURE

The price pages for each machine (or group of machines) lists both "Factory Supplied Options" and/or "Factory Supplied Attachments."

Each price list is comprised of the various machines sold under that contract. Each price book section has "Factory Supplied Options" and/or "Factory Supplied Attachments" price pages. When ordering and pricing a machine follow the ordering instructions listed for that machine. Attachments listed following the "Factory Supplied Attachments" heading are available for installation in the field.



GENERAL INFORMATION

DISTRIBUTION OF PRICE LISTS

Price lists and periodic price list revisions will be posted on the Dealer Portal, and distributed electronically when possible.

Printed copies of current price lists, index tabs and binders can be purchased from the Document Management Center (DMC). Orders should be placed only through the DMC web site link located on the Dealer Portal.

Document Management Center (DMC)
2205 Durand Avenue
Racine, WI 53403

DMC customer service:
(for inquiries - not to place orders)
(262)636-7540
Internal E-mail: #NA DMC ORDER CENTER

Complete U.S. Price List is PL-100
Complete Canadian Price List is PLC-100

Periodic price list revisions are usually accompanied by a cover sheet which carries instructions on price page changes and where to insert replacement or new price pages. The revisions are dated and are effective as of that date.



**GRAIN HARVESTING PICK-UP AND DRAPER HEADS
TABLE OF CONTENTS**

FLEX HEADS - 3020

3020 FLEX HEADER
 Standard Features 1
 Price List 2

 3020 Series Parts Supplied Accessories..... 5

RIGID GRAIN DRAPER HEADS

3152 RIGID GRAIN DRAPER HEADER
 Standard Features 7
 Price List 9

 3162 RIGID GRAIN DRAPER HEADER
 Standard Features 13
 Price List 15

 3100 Series Parts Supplied Accessories..... 20

CORN HEADS

4206 CORN HEAD
 Standard Features 21
 Price List 22

 4208 CORN HEAD
 Standard Features 25
 Price List 26

 4406 CORN HEAD
 Standard Features 29
 Price List 30

 4408 CORN HEAD
 Standard Features 33
 Price List 34

 4412 CORN HEAD
 Standard Features 37
 Price List 38

FOLDING CORN HEADS

4412F FOLDING CORN HEAD
 Standard Features 41
 Price List 42

PICK-UP HEADS

3016 SERIES II PICK-UP HEADER
 Standard Features 45
 Price List 46

RIGID HEADS

2010 RIGID HEADERS
 Standard Features 49
 Price List 50

Purchased Protection 54

**3020 FLEX HEADS
US PRICE LIST**

**(Ex Works Burlington, IA)
Standard Equipment**

BASE HEADER:

Single lever, quick attach header
Single point/single lever
hydraulic coupler
Single point electrical wiring coupler
Stainless steel front floor

AUGER:

Cross auger 26 in. (660 mm) dia.,
with high strength center section,
5 in. (127 mm) deep flighting
Retractable auger fingers,
full length of auger with breakaway
design
Auger fingers use click pins for quick
easy replacement

DRIVES:

Telescoping drive lines with 60° of
free rotation and integral torque
limiter on auger driveline
Single speed drive sprocket provides
147 rpm auger speed
Header drivelines are lateral tilt ready

REEL:

Hydraulic reel drive with chain reduction
Hydraulic reel lift with extended lift
hydraulic cylinders
Hydraulic reel fore/aft control
Fore/Aft reel position sensors

NOTE: Be aware that aftermarket reels
both conventional and air driven may
require modification for proper
operation on this header.

CUTTERBAR:

Knife with coarse serrated bolt on
sections
Heavy-duty knife guards with adjustable
hold downs
Single Oil bath knife drive gearcase
575 CPM (cycles per minute)

AUTOMATIC HEADER HEIGHT:

Automatic Header Height Control
and Lateral Tilt wiring sensors

MISCELLANEOUS:

Peripheral header lighting with
reflective material
Additional knife storage location in
lower beam
Full width Skid Plates with UHMW
polyethylene skid shoes
Hinged knife and auger drive end
shields
Case IH Standard Warranty Applies
Mid crop dividers standard

WEIGHTS:

3020 - 20 ft. - Single - 4,242 lbs.
3020 - 25 ft. - Single - 5,302 lbs.
3020 - 30 ft. - Single - 6,362 lbs.
3020 - 30 ft. - Double - 6,562 lbs.
3020 - 35 ft. - Single - 6,760 lbs.
3020 - 35 ft. - Double - 6,960 lbs.

**3020 FLEX HEADS
US PRICE LIST**

(Ex Works Burlington, IA)
Models

COMMERCIAL MODEL	MODEL	WORKING WIDTH	DRIVE	Weight	List Price
3020 FLEX HEAD	3020GH	20 ft.	SINGLE DRIVE	4,242 LB	\$24,540.00
3020 FLEX HEAD	3020GH	25 ft.	SINGLE DRIVE	5,302 LB	\$26,538.00
3020 FLEX HEAD	3020GH	30 ft.	SINGLE DRIVE	6,362 LB	\$30,866.00
3020 FLEX HEAD	3020GH	30 ft.	DOUBLE DRIVE	6,562 LB	\$35,402.00
3020 FLEX HEAD	3020GH	35 ft.	SINGLE DRIVE	6,760 LB	\$34,946.00
3020 FLEX HEAD	3020GH	35 ft.	DOUBLE DRIVE	6,960 LB	\$39,463.00

Factory Supplied Options

Order Code	Description	Weight	List Price
CUTTERBAR			
SD_C5316 CUTTERBAR SYSTEM			
425233	Cutterbar 3 in. standard guard		No Charge
SD_C5317 KNIFE			
425269	3" Cut Knife		No Charge
SD_C5319 CUTTERBAR SUSPENSION			
425232	Manual cutterbar suspension standard		No Charge
425325	In Cab Cutterbar Suspension In Cab Cutterbar Suspension		
	if DRIVE is SINGLE DRIVE and WORKING WIDTH is 20 ft.		\$2,618.00
	if DRIVE is SINGLE DRIVE and WORKING WIDTH is 25 ft.		\$2,877.00
	if DRIVE is SINGLE DRIVE and WORKING WIDTH is 30 ft.		\$3,162.00
	if DRIVE is DOUBLE DRIVE and WORKING WIDTH is 30 ft.		\$3,422.00
	if DRIVE is SINGLE DRIVE and WORKING WIDTH is 35 ft.		\$3,474.00
	if DRIVE is DOUBLE DRIVE and WORKING WIDTH is 35 ft.		\$3,734.00

**3020 FLEX HEADS
US PRICE LIST**

(Ex Works Burlington, IA)

REELS

SD_C5605 PICK-UP REELS

	425335	Reel not taken includes reel adapter			No Charge
6 Bat Pickup Reel w/Steel Tine					
	723477	6 Bat pickup w/steel tines			
		if WORKING WIDTH is 20 ft.			\$6,404.00
		if WORKING WIDTH is 25 ft.			\$7,158.00
		if WORKING WIDTH is 30 ft.			\$9,073.00
		if WORKING WIDTH is 35 ft.			\$10,583.00
6 Bat Pickup Reel w/Plastic Ti					
	723482	6 Bat Pickup w/plastic tines			
		if WORKING WIDTH is 20 ft.			\$6,404.00
		if WORKING WIDTH is 25 ft.			\$7,158.00
		if WORKING WIDTH is 30 ft.			\$9,073.00
		if WORKING WIDTH is 35 ft.			\$10,583.00

END DIVIDER BUNDLES

SD_C5116 END DIVIDERS

	XC5116X	Medium divider standard			No Charge
	713421	Long dividers and supports			\$823.00

SD_S5101 CROP DIVIDERS

	XS5101X	No Crop divider rod			No Charge
	425319	Rod end divider			\$780.00

SPARE KNIFE

SD_C5307 SPARE KNIFE SET

	XC5307X	No Spare knife			No Charge
	425234	3 in. spare knife - coarse			
		if DRIVE is SINGLE DRIVE and WORKING WIDTH is 20 ft.			\$545.00
		if DRIVE is SINGLE DRIVE and WORKING WIDTH is 25 ft.			\$631.00
		if DRIVE is SINGLE DRIVE and WORKING WIDTH is 30 ft.			\$741.00
		if DRIVE is SINGLE DRIVE and WORKING WIDTH is 35 ft.			\$926.00
		if DRIVE is DOUBLE DRIVE and WORKING WIDTH is 30 ft.			\$988.00

**3020 FLEX HEADS
US PRICE LIST**

(Ex Works Burlington, IA)

		if DRIVE is DOUBLE DRIVE and WORKING WIDTH is 35 ft.			\$1,155.00
--	--	---	--	--	------------

OTHER OPTIONS

SD_C5507 AUGER STRIPPER BARS

		XC5507X	No Auger stripper bars		No Charge
		412008	Third stripper bars		
			if WORKING WIDTH is 20 ft.		\$192.00
			if WORKING WIDTH is 25 ft.		\$239.00
			if WORKING WIDTH is 30 ft.		\$272.00
			if WORKING WIDTH is 35 ft.		\$282.00

LOOSE ACCESSORIES

SD_21008 AUTO HEADER HEIGHT

		X21008X	No Header height control No header height control No rigid header height control		No Charge
		716838	AHHC completion pkg only for operating in Rigid Mode		\$1,509.00

OPERATOR'S MANUAL

SD_47083 OPERATOR'S MANUAL

		721661	English,		No Charge
--	--	--------	----------	--	-----------



3020 Series Parts Supplied Accessories

<u>PART #</u>	<u>Description</u>	<u>NOTES</u>
84302551	20 ft. Thrid Stripper Kit	Contains 2 strippers (Left and Right for 20ft head)
84302550	25 ft. Third Stripper Kit	Contains 2 strippers (Left and Right for 25ft head)
84302549	30 ft. Thrid Stripper Kit	Contains 2 strippers (Left and Right for 30ft head)
84302548	35 ft. Third Stripper Kit	Contains 2 strippers (Left and Right for 35ft head)
87301386E	Hydraulic Single Point Conversion Kit	Converts legacy (21,23,2500 series) combine hydraulic header connections to single point hookup
84480201	Adaptor Kit for 21/23/2500 Series Comb.	
87539791	Sliding Pin Latch Kit With Field Tracker	Converts legacy (21,23,2500 series) combine header hookup to sliding pin latch
87539793	Sliding Pin Latch Kit W/O Field Tracker	Converts legacy (21,23,2500 series) combine header hookup to sliding pin latch
87403524	21/23/2500 Series Fore/Aft/Cutterbar Kit	Contain harness and switch to control fore/aft control and in-cab cutterbar adjustment on 21/23/2500 series combines
84325285	DIVIDER, ROD END	
84427093	20 FT Single Drive - cutter bar suspension kit	
84416272	25 FT Single Drive - cutter bar suspension kit	
84416256	30 FT Single Drive - cutter bar suspension kit	
84399161	35 FT Single Drive - cutter bar suspension kit	
84495972	30 FT Double Drive - cutter bar suspension kit	
84495970	35 FT Double Drive - cutter bar suspension kit	
84134170	Croplifters std. guard - CIH 30 ft.	
84143555	Croplifters std. guard - CIH 35 ft.	
84160118	Croplifters std. guard - CIH 20-25 ft.	
86705199	Reel tine flap kit 20 ft. header	
86705199	Reel tine flap kit 25-30 ft. headers	
86705199	Reel tine flap kit 35 ft. headers	
47426365	Auto Header Control Rigid 20-25 ft.	
47426362	Auto Header Control Rigid 30-35 ft.	
47426364	Auto Header Control Rigid 30-35 ft. Double Knife Drive	
84528030	20ft 3in Course Spare Knife Single Drive	

**3152 RIGID GRAIN DRAPER HEADER
US PRICE LIST**

(Burlington, IA)

Standard Equipment

BASE HEADER

6X6" main frame
7" OD structural tubing for lower beam
Single lever, quick attach header
Single point/single lever hydraulic coupler
Single point electrical wiring coupler
Hydraulic fore/aft adapter frame tilt, 4 degrees forward and 3 degrees rearward
Integrated 25 gal. (91L) hydraulic reservoir

SIDE DRAPERS

Side drapers 41.6" wide
Draper belts are 24 oz. weight rubber V-guided belt with grain seal for grain savings of loose grain/seeds
Hydraulically driven belts with variable speed range 0-863 RPM
Side drapers feature a 3 second delay in startup after reversing for ease in deslugging
Side draper angle of 22.6 degrees
Vulcanized rubber drive rollers
Fiberglass reinforced slats

CENTER DRAPERS

Twin 41.6" center drapers with overall infeed width of 83"
Center draper fixed speed: 769 RPM
Reversing center drapers

FEED AUGER

Floating 26" diameter feed auger with 5" flighting
Retractable auger fingers, full length of auger with breakaway design
Auger fingers use hair pin cotter pin for quick easy replacement
Double V pattern finger configuration

CUTTERBAR

Patented CentraCut™ center knife drive, center mounted single gearbox
hydraulically driving left and right side knives
Knife speed range 0-630 cycles per minute
Reversing cutterbar
3" course knife section

DRIVES

Single, telescopic, free motion drive line
Single gearbox with dual output shafts
Auger drive speed is 150 RPM driven by RC80 chain and slip clutch protected

REEL

6 bat plastic tine cam action reel for gentle sweep across cutterbar.
Hydraulic reel drive with chain reduction
Hydraulic reel lift and fore/aft control

AUTOMATIC HEADER HEIGHT

Automatic Header Height Control with Terrain Tracker™
Utilizes total of 4 sensors

MISCELLANEOUS

Transport Lighting with reflective material
Additional knife storage in lower beam
Full width skid plates with UHMW polyethylene skid shoes
Poly left and right side shields
Gauge wheels standard on 35ft, 40ft, and 45ft rigid heads

**3152 RIGID GRAIN DRAPER HEADER
US PRICE LIST**

(Burlington, IA)
Standard Equipment

SHIPPING WEIGHTS

- 25' - 5,230 lbs. est.
- 30' - 5,642 lbs. est.
- 35' - 6,142 lbs. est.
- 40' - 7,752 lbs. est.
- 45' - 9,342 lbs. est.

Slow Speed Transport - 1,700 lbs. est.
Gauge wheels - 350 lbs. est.

* * * * *
* * * * *

NOTE: 7230 model requires heavy-lift
package for 40' and 45' heads

* * * * *
* * * * *

WARRANTY

Standard Case IH warranty applies

**3152 RIGID GRAIN DRAPER HEADER
US PRICE LIST**

(Burlington, IA)
Models

COMMERCIAL MODEL	VERSION	WORKING WIDTH	Weight	List Price
3152 RIGID DRAPER HD	Rigid Frame	25 ft.	5,230 LB	\$62,900.00
3152 RIGID DRAPER HD	Rigid Frame	30 ft.	5,642 LB	\$71,995.00
3152 RIGID DRAPER HD	Rigid Frame	35 ft.	6,142 LB	\$72,500.00
3152 RIGID DRAPER HD	Rigid Frame	40 ft.	7,752 LB	\$73,100.00
3152 RIGID DRAPER HD	Rigid Frame	45 ft.	9,342 LB	\$79,700.00

Factory Supplied Options

Order Code	Description	Weight	List Price
CUTTING SYSTEM			
SD_C5316 CUTTERBAR SYSTEM			
425233	Cutterbar 3 in. standard guard		No Charge
SD_C5317 KNIFE			
425419	3" Coarse Cut Knife base on all models		No Charge
425269	3" Cut Knife		No Charge
REELS			
SD_H5601 REEL			
726860	Cam w/plastic tines 6 bat Cam action reel, single span on 25'-35'		No Charge
726858	CamSplit w/plastic tines 6 bat base on 40' and 45'		No Charge

**3152 RIGID GRAIN DRAPER HEADER
US PRICE LIST**

(Burlington, IA)

	726859	Cam w/Steel Tine 6-Bat Cam Action reel , single span on 25' only		\$950.00
		NOTE FOR ALL REELS: A slow speed sprocket is available as a DIA kit to slow down reel speed in rice and heavy crops DIA Kit #47476879		
	449056	Cam Split w/steel tines Cam action reel, split reel on 30' and 35'		\$1,450.00
		NOTE FOR ALL REELS: A slow speed sprocket is available as a DIA kit to slow down reel speed in rice and heavy crops DIA Kit #47476879		

STABILIZER WHEELS

SD 16029 GAUGE WHEELS

	X16029X	No Stabilizer/gauge wheels		No Charge
	425013	Gauge wheels and mounting kit Not available on 25' and 30' models Standard on 3152 35', 40', and 45' Rigid Drapers Optional on 3162 35', 40', and 45' Flex Drapers		No Charge

TRANSPORT PACKAGE

SD_C5820 SLOW SPEED TRANSPORT

	449020	No Slow Speed Trans		No Charge
	726467	Slow Speed Transport In-cab hydraulically folding transport kit. Not available on 25'		\$7,500.00

SPARE KNIFE

SD_C5307 SPARE KNIFE SET

	XC5307X	No Spare knife		No Charge
	422115	3 in. spare knife - fine		
		if WORKING WIDTH is 25 ft.		\$650.00
		if WORKING WIDTH is 30 ft.		\$898.00
		if WORKING WIDTH is 35 ft.		\$996.00
		if WORKING WIDTH is 40 ft.		\$1,091.00
		if WORKING WIDTH is 45 ft.		\$1,291.00
	425234	3 in. spare knife - coarse		
		if WORKING WIDTH is 25 ft.		\$650.00
		if WORKING WIDTH is 30 ft.		\$898.00
		if WORKING WIDTH is 35 ft.		\$996.00

**3152 RIGID GRAIN DRAPER HEADER
US PRICE LIST**

(Burlington, IA)

		if WORKING WIDTH is 40 ft.			\$1,091.00
		if WORKING WIDTH is 45 ft.			\$1,291.00

OTHER OPTIONS

DIVIDERS

SD_C5116 END DIVIDERS

		XC5116X	Medium divider standard		No Charge
		713421	Long dividers and supports		\$823.00

SD_S5101 CROP DIVIDERS

		425319	Rod end divider		No Charge
--	--	--------	-----------------	--	-----------

ADDITIONAL OPTIONS

SD_21008 AUTO HEADER HEIGHT

		X21008X	No Header height control		No Charge
--	--	---------	--------------------------	--	-----------

SD_C5507 AUGER STRIPPER BARS

		XC5507X	No Auger stripper bars		No Charge
		412008	Third stripper bars		\$121.00

SD_C5610 REEL TINE FLAP KIT

		XC5610X	No Reel tine flap kit		No Charge
		715069	Reel tine flap kit Recommended for light crop conditions, provides additional sweeping action across cutter bar		
			if WORKING WIDTH is 30 ft.		\$1,500.00
			if WORKING WIDTH is 45 ft.		\$2,500.00
			if WORKING WIDTH is 35 ft. and WORKING WIDTH is 40 ft.		\$2,000.00

SD_C5803 ADDITIONAL PARTS

		XC5803X	No Additional Parts		No Charge
--	--	---------	---------------------	--	-----------

SD_C5837 UPPER CROSS AUGER

		XC5837X	No Upper cross auger		No Charge
		415129	Upper cross auger package Recommended for tall, bushy crops		
			if WORKING WIDTH is 30 ft.		\$4,500.00
			if WORKING WIDTH is 35 ft.		\$5,000.00
			if WORKING WIDTH is 40 ft.		\$5,500.00
			if WORKING WIDTH is 45 ft.		\$6,000.00

**3152 RIGID GRAIN DRAPER HEADER
US PRICE LIST**

(Burlington, IA)

OTHER OPTIONS

SD 20235 HYDRAULIC PACKAGE

		449167	Hyd pkg w/slow speed transport This option is required when both Slow Speed Transport Package AND Manual Cutter Bar Suspension when ordered together. Selecting this option will automatically select 425232 (Manual Cutterbar Suspension) and 726467 (Slow Speed Transport)		No Charge
		449168	Hyd pkg less slow speed transp This option is required when a base unit with Manual Cutterbar Suspension AND No Slow Speed Transport Package is ordered. Selecting this option will automatically select 425232 (Manual Cutterbar Suspension) and 449020 (No Slow Speed Transport)		No Charge

ADDITIONAL OPERATOR'S MANUAL

SD 47083 OPERATOR'S MANUAL

		721658	French for Canada		No Charge
		721661	English,		No Charge
		721669	Spanish,		No Charge

**3162 FLEX GRAIN DRAPER HEADER
US PRICE LIST**

(Burlington, IA)

Standard Equipment

BASE HEADER

6X6" main frame
7" OD structural tubing for lower beam
Single lever, quick attach header
Single point/single lever hydraulic coupler
Single point electrical wiring coupler
Hydraulic fore/aft adapter frame tilt, 4 degrees forward and 3 degrees rearward
Integrated 25 gal. (91L) hydraulic reservoir

SIDE DRAPERS

Side drapers 41.6" wide
Draper belts are 24 oz. weight rubber V-guided belt with grain seal for grain savings of loose grain/seeds
Hydraulically driven belts with variable speed range 0-863 RPM
Side drapers feature a 3 second delay in startup after reversing for ease in deslugging
Side draper angle of 22.6 degrees
Vulcanized rubber drive rollers
Fiberglass reinforced slats

CENTER DRAPERS

Twin 41.6" center drapers with overall infeed width of 83"
Center draper fixed speed: 769 RPM
Reversing center drapers

DRIVES

Single, telescopic, free motion drive line
Single gearbox with dual output shafts
Auger drive speed is 150 RPM driven by RC80 chain and slip clutch protected

FEED AUGER

Floating 26" diameter feed auger with 5" flighting
Retractable auger fingers, full length of auger with breakaway design
Auger fingers use hair pin cotter pin for quick easy replacement
Double V pattern finger configuration

CUTTERBAR

Patented CentraCut™ center knife drive, center mounted single gearbox hydraulically driving left and right side knives
Knife speed range 0-630 cycles per minute
Reversing cutterbar
3" course knife section
6" cutterbar flexing range

REEL

6 bat plastic tine cam reel
Hydraulic reel drive with chain reduction
Hydraulic reel lift and fore/aft control

AUTOMATIC HEADER HEIGHT

Automatic Header Height Control with Terrain Tracker™
Utilizes total of 4 sensors

MISCELLANEOUS

Transport Lighting with reflective material
Additional knife storage in lower beam
Full width skid plates with UHMW Polyethylene skid shoes
Poly left and right side shields

**3162 FLEX GRAIN DRAPER HEADER
US PRICE LIST**

(Burlington, IA)

Standard Equipment

SHIPPING WEIGHTS

- 30' - 6,230 lbs. est.
- 35' - 6,730 lbs. est.
- 40' - 8,340 lbs. est.
- 45' - 9,930 lbs. est.

Slow Speed Transport - 1,700 lbs. est.
Gauge wheels - 350 lbs. est.

* * * * *
* * * * *

NOTE: 7230 model requires heavy-lift
package for 40' and 45' heads

* * * * *
* * * * *

WARRANTY

Standard Case IH warranty applies.

**3162 FLEX GRAIN DRAPER HEADER
US PRICE LIST**

(Burlington, IA)
Models

COMMERCIAL MODEL	VERSION	WORKING WIDTH	Weight	List Price
3162 FLEX DRAPER HDR	Flex Frame	30 ft.	6,230 LB	\$79,100.00
3162 FLEX DRAPER HDR	Flex Frame	35 ft.	6,730 LB	\$81,500.00
3162 FLEX DRAPER HDR	Flex Frame	40 ft.	8,340 LB	\$84,059.00
3162 FLEX DRAPER HDR	Flex Frame	45 ft.	9,930 LB	\$96,787.00

Factory Supplied Options

Order Code	Description	Weight	List Price
CUTTING SYSTEM			
SD_C5316 CUTTERBAR SYSTEM			
425233	Cutterbar 3 in. standard guard		No Charge
425321	Cutterbar 3 in. stub guard Recommend for no-till applications where material buildup may occur		No Charge
SD_C5317 KNIFE			
425419	3" Coarse Cut Knife base on all models		No Charge
REELS			
SD_H5601 REEL			
726860	Cam w/plastic tines 6 bat Cam action reel, single span on 25'-35		No Charge
726858	CamSplit w/plastic tines 6 bat base on 40' and 45'		No Charge

**3162 FLEX GRAIN DRAPER HEADER
US PRICE LIST**

(Burlington, IA)

	449056	Cam Split w/steel tines Cam action reel, split reel on 30' and 35'		\$1,450.00
		NOTE FOR ALL REELS: A slow speed sprocket is available as a DIA kit to slow down reel speed in rice and heavy crops DIA Kit #47476879		

STABILIZER WHEELS

SD 16029 GAUGE WHEELS

	X16029X	No Stabilizer/gauge wheels		No Charge
	425013	Gauge wheels and mounting kit Not available on 25' and 30' models Standard on 3152 35', 40', and 45' Rigid Drapers Optional on 3162 35', 40', and 45' Flex Drapers		\$1,950.00

TRANSPORT PACKAGE

SD C5820 SLOW SPEED TRANSPORT

	449020	No Slow Speed Trans		No Charge
	726467	Slow Speed Transport In-cab hydraulically folding transport kit. Not available on 25'		\$7,500.00

SPARE KNIFE

SD C5307 SPARE KNIFE SET

	XC5307X	No Spare knife		No Charge
	425234	3 in. spare knife - coarse		
		if WORKING WIDTH is 30 ft.		\$898.00
		if WORKING WIDTH is 35 ft.		\$996.00
		if WORKING WIDTH is 40 ft.		\$1,091.00
		if WORKING WIDTH is 45 ft.		\$1,291.00

OTHER OPTIONS

DIVIDERS

SD C5116 END DIVIDERS

	XC5116X	Medium divider standard		No Charge
	713421	Long dividers and supports		\$823.00

SD S5101 CROP DIVIDERS

	425319	Rod end divider		No Charge
--	--------	-----------------	--	-----------

**3162 FLEX GRAIN DRAPER HEADER
US PRICE LIST**

(Burlington, IA)

ADDITIONAL OPTIONS

SD_21008 AUTO HEADER HEIGHT

	X21008X	No Header height control		No Charge
	716838	AHHC completion pkg only Rigid AHHC completing package for operating in rigid mode		\$1,600.00

SD_C5319 CUTTERBAR SUSPENSION

	425232	Manual cutterbar suspension		No Charge
	425325	In Cab Cutterbar Suspension		
		if VERSION is Flex Frame and WORKING WIDTH is 30 ft.		\$3,162.00
		if VERSION is Flex Frame and WORKING WIDTH is 35 ft.		\$3,422.00
		if VERSION is Flex Frame and WORKING WIDTH is 40 ft.		\$3,475.00
		if VERSION is Flex Frame and WORKING WIDTH is 45 ft.		\$3,734.00

SD_C5507 AUGER STRIPPER BARS

	XC5507X	No Auger stripper bars		No Charge
	412008	Third stripper bars		\$121.00

SD_C5610 REEL TINE FLAP KIT

	XC5610X	No Reel tine flap kit		No Charge
	715069	Reel tine flap kit Recommended for light crop conditions, provides additional sweeping action across cutter bar		
		if WORKING WIDTH is 30 ft.		\$1,500.00
		if WORKING WIDTH is 45 ft.		\$2,500.00
		if WORKING WIDTH is 35 ft. and WORKING WIDTH is 40 ft.		\$2,000.00

SD_C5803 ADDITIONAL PARTS

	714059	In-cab float completion kit MR Completing kit for in-cab cutterbar suspension Required for Mid Range combines equipped with cabs built prior to new common cab		\$20.00
	439042	In-cab float completion kit Completing kit for in-cab cutterbar suspension Required for Flagship combines equipped with cabs built prior to new common cab		\$30.00

SD_C5837 UPPER CROSS AUGER

	XC5837X	No Upper cross auger		No Charge
--	---------	----------------------	--	-----------

**3162 FLEX GRAIN DRAPER HEADER
US PRICE LIST**

(Burlington, IA)

	415129	Upper cross auger package Recommended for tall, bushy crops		
		if WORKING WIDTH is 30 ft.		\$4,500.00
		if WORKING WIDTH is 35 ft.		\$5,000.00
		if WORKING WIDTH is 40 ft.		\$5,500.00
		if WORKING WIDTH is 45 ft.		\$6,000.00

OTHER OPTIONS

SD_20235 HYDRAULIC PACKAGE

	449165	Hyd pkg w/transport w/float This option is required when both In-cab cutterbar Suspension AND Slow Speed Transport Package when ordered together. Selecting this option will automatically select 425325 (In-Cab Cutterbar Suspension) and 726467 (Slow Speed Transport)		No Charge
	449166	Hyd pkg less/transport w/float This option is required when both In-cab Cutterbar Suspension AND No Slow Speed Transport Package when ordered together. Selecting this option will automatically select 425325 (In-Cab Cutterbar Suspension) and 449020 (No Slow Speed Transport)		No Charge
	449167	Hyd pkg w/slow speed transport This option is required when both Slow Speed Transport Package AND Manual Cutter Bar Suspension when ordered together. Selecting this option will automatically select 425232 (Manual Cutterbar Suspension) and 726467 (Slow Speed Transport)		No Charge
	449168	Hyd pkg less slow speed transp This option is required when a base unit with Manual Cutterbar Suspension AND No Slow Speed Transport Package is ordered. Selecting this option will automatically select 425232 (Manual Cutterbar Suspension) and 449020 (No Slow Speed Transport)		No Charge

ADDITIONAL OPERATOR'S MANUAL

SD_47083 OPERATOR'S MANUAL

	721658	French for Canada		No Charge
	721661	English,		No Charge
	721669	Spanish,		No Charge

**3162 FLEX GRAIN DRAPER HEADER
US PRICE LIST**

(Burlington, IA)

Factory Supplied Attachments

Order Code		Description	Weight	List Price
	99BDO1409	AHHC OPERATE FLEX IN RIGID MODE FI	115 LB	\$1,600.00
	99BDO1410	AHHC OPERATING FLEX IN RIGID MODE	130 LB	\$1,600.00



**AXIAL-FLOW® '88-'130 and '20-'230 COMBINES
3100 SERIES DRAPER HEADS
PARTS DIVISION SUPPLIED ACCESSORIES**

3100 Series Draper Heads for Axial-Flow '88-'130 and '20-'230 Series Combines

Order Code	Description	Applicable Models	
84308791	Long Dividers CIH	3152	3162
87040965	Reel Tine Flap Kit 25 - 30ft Header	3152	3162
87061196	Reel Tine Flap Kit 35 – 40ft Headers	3152	3162
84394263	Reel Tine Flap Kit 45ft - 50ft Headers	3152	3162
47437100	AHHC for Operating Flex In Rigid Mode 30 - 35ft	3152	3162
47437139	AHHC for Operating Flex In Rigid Mode 40 - 45ft	3152	3162
84325285	Rod Crop Divider	3152	3162
84494073	Kit-Stripper Narrow Feeder	3152	3162
84494074	Kit-Stripper Wide Feeder	3152	3162
84499865	Auger High RPM Kit	3152	3162
84160118	Croplifters STD Guard – CIH 25ft	3152	3162
84134170	Croplifters STD Guard – CIH 30ft	3152	3162
84143555	Croplifters STD Guard – CIH 35ft	3152	3162
84394255	Croplifters STD Guard – CIH 40ft	3152	3162
84394256	Croplifters STD Guard – CIH 45ft	3152	3162
84599538	Upper Cross Auger 25' Kit	3152	3162
84599539	Upper Cross Auger 30' Kit	3152	3162
84599540	Upper Cross Auger 35' Kit	3152	3162
84599541	Upper Cross Auger 40' Kit	3152	3162
84599542	Upper Cross Auger 45' Kit	3152	3162
84577285	Slow Speed Transport 30ft CIH KIT	3152	3162
84578733	Slow Speed Transport 30ft NH KIT	3152	3162
84577283	Slow Speed Transport 35ft CIH KIT	3152	3162
84578730	Slow Speed Transport 35ft NH KIT	3152	3162
84577282	Slow Speed Transport 40ft CIH KIT	3152	3162
84577281	Slow Speed Transport 45ft CIH KIT	3152	3162
84590440	Gauge Wheel Mounting Kit KIT	3152	3162
84590441	Gauge Wheels-CIH KIT	3152	3162
84573632	Kit - FIN Assy	3152	3162
84596308	Cutterbar Suspension Kit 30		3162
84596307	Cutterbar Suspension Kit 35		3162
84596305	Cutterbar Suspension Kit 40		3162
84596304	Cutterbar Suspension Kit 45		3162
84565253	Skid Plate SS - Knife Drive Gearbox	3152	3162
47371312	In Cab Float completing Kit for Flagship Combines FI		3162
47392665	In Cab Float completing kit for Midrange Combine FI		3162

**4206 CORN HEAD
US PRICE LIST**

**(Ex Works - Burlington, IA)
Standard Equipment**

For 2500 series and prior combines with Legacy feeder house.

STANDARD FEATURES:

Cross auger 16 in. (406 mm) dia., open conveying, with adjustable position.

Auger drive with radial pin slip clutch

Low profile poly hoods and dividers

Hoods incorporate patented "Corn Louvers" for enhanced grain savings

Dividers and hoods come standard with replaceable wear strips.

Rear hoods include a gas strut to assist in opening hoods for service.

Gathering chains are precision roller chain for longer life. Precision chain utilizes more bushings and chrome pins for higher load capacity.

Quick latches for flip-up row unit hoods and dividers

Row unit gear case with individual radial pin slip clutch

Full frame row unit with front stalk roll bearing support

WEIGHTS

4206 - 30.0" Spacing - wt. 4,165 lbs.

4206 Chopping- 30" Spacing - wt. 4,431 lbs.

STANDARD FEATURES: (continued)

Fully adjustable weed knives
Hydraulic adjustable stripper plates
Fixed stripper plates adjustable.

Heavy Duty row unit gearbox with forged gears and hardened shafts.

Oil bath main drive chains.

6 Row standard head uses one #60 double strand chain.

6 Row chopping head uses two #60 double strand chains.

Point to Point pinching style stalk rolls with six sided drive couplers.

High capacity spiral stalk rolls with double roller bearing (greaseable design)

Telescoping drive lines with torque-free alignment coupling for easy hook-up

Drivelines Terrain Tracker® ready

Peripheral corn head lighting

Pre-wired for Terrain Tracker® and

Auto Header Height Control

Gathering chain Removal tool.

Case IH Standard Warranty Applies

Requirements for Operation:

See Ordering Guide for

Corn Head Applications

Optional stalk choppers use 4-6 hp per row in addition to standard row units.

**4206 CORN HEAD
US PRICE LIST**

(Ex Works - Burlington, IA)

Models

COMMERCIAL MODEL	MODEL	Weight	List Price
4206-30 CORN HEAD	Rigid 6 Row - 30" Spacing	4,165 LB	\$50,450.00

Factory Supplied Options

Order Code	Description	Weight	List Price
PINCHING KNIFE STALK ROLLS			
SD_C5314 KNIFE ROLLS			
	724001	Knife rolls without chopper	No Charge
	724002	Pinching stalk rolls w/chopper Pinching style stalk rolls power feed the cornstalks into rotary choppers Provides 3"-6" chop length. choppers can be disengaged via lever.	\$17,800.00
LATERAL TILT AND AUTOMATIC HEADER HEIGHT CONTROL			
SD_21007 AUTO HEADER HEIGHT			
	X21007X	No auto header height control	No Charge
	425253	AHHC W/ Lateral Tilt With 3 sensors, header height control w/ lateral tilt	\$1,950.00
RIGHT AND LEFT END DIVIDERS			
SD_C5102 AUGER DIVIDER LH/RH			
	724076	End Divider w/o Auger Poly end dividers factory ready for spiral dividers kit.	No Charge
	724074	End Divider w/ Powered Auger Poly outer hoods with hydraulically driven spiral auger dividers Requires 724086 hyd. tube package	\$1,250.00

**4206 CORN HEAD
US PRICE LIST**

(Ex Works - Burlington, IA)

HYDRAULIC KITS

SD_20102 HYDRAULIC KIT

	724086	Hyd Lines for Powered Divider Tubes and hoses to provide hydraulic flow for optional spiral dividers or an after market corn reel.		No Charge
--	--------	--	--	-----------

SD_20235 HYDRAULIC PACKAGE

	724087	CapKit for Hyd Lines w/o Auger caps hyd. auger drive used w/poly dividers. Allows for easier future installation of hydraulic auger dividers or corn reels. Requires 724076 poly dividers, 724086 hyd. auger drive.		No Charge
	X20235X	No Hydraulic fittings		No Charge

TRASH SCREEN

SD_C5816 TRASH SCREEN

	XC5816X	No Trash screen		No Charge
	714070	Trash Screen for Main Auger For 6 row, 8 row, and 12 row rigid models		\$558.00

OTHER OPTIONS

SD_C5803 ADDITIONAL PARTS

	XC5803X	No Additional Parts		No Charge
	714074	ADD PARTS AF COMBIN Jackshaft shield 2300/2500 FI Required for legacy combines.		\$75.00

SD_C5810 CENTRAL LATCHING KI

	XC5810X	No Central Latching Kit		No Charge
	712789	Central Latching Kit For legacy combines that have been converted to sliding pin latch kit.		\$250.00

OPERATOR'S MANUAL

SD_47083 OPERATOR'S MANUAL

	714075	English		No Charge
	714096	French Canadian - for Quebec		No Charge

4208 CORN HEAD
US PRICE LIST

(Ex Works - Burlington, IA)
Standard Equipment

For 2500 series and prior combines with Legacy feeder house.

STANDARD FEATURES:

Cross auger 16 in. (406 mm) dia., open conveying, with adjustable position.

Auger drive with radial pin slip clutch

Low profile poly hoods and dividers

Hoods incorporate patented "Corn

Louvers" for enhanced grain savings

Dividers and hoods come standard with replaceable wear strips.

Rear hoods include a gas strut to assist in opening hoods for service.

Gathering chains are precision roller chain for longer life. Precision chain utilizes more bushings and chrome pins for higher load capacity.

Quick latches for flip-up row unit hoods and dividers

Row unit gear case with individual radial pin slip clutch

Full frame row unit with front stalk roll bearing support

WEIGHTS

4208 - 30.0" Spacing - wt. 5,780 lbs.

4208 - 30.0" Spacing Chopping
wt. TBD

STANDARD FEATURES: (continued)

Fully adjustable weed knives

Hydraulic adjustable stripper plates

Fixed stripper plates adjustable.

Heavy Duty row unit gearbox with forged gears and hardened shafts.

Oil bath main drive chains. 8 row heads use two #60 double strand chains.

Point to Point pinching style stalk rolls with six sided drive couplers.

High capacity spiral stalk rolls with double roller bearing (greaseable design)

Telescoping drive lines with torque-free alignment coupling for easy hook-up

Drivelines Terrain Tracker® ready

Peripheral corn head lighting

Pre-wired for Terrain Tracker® and

Auto Header Height Control

Gathering chain Removal tool.

Case IH Standard Warranty Applies

Requirements for Operation:

See Ordering Guide for

Corn Head Applications

Optional stalk choppers use 4-6 hp per row in addition to standard row units.

**4208 CORN HEAD
US PRICE LIST**

(Ex Works - Burlington, IA)

Models

COMMERCIAL MODEL	MODEL	Weight	List Price
4208-30 CORN HEAD	Rigid 8 Row - 30" Spacing	5,780 LB	\$65,300.00

Factory Supplied Options

Order Code	Description	Weight	List Price
PINCHING KNIFE STALK ROLLS			
SD_C5314 KNIFE ROLLS			
	724001	Knife rolls without chopper	No Charge
	724002	Pinching stalk rolls w/chopper Pinching style stalk rolls power feed the cornstalks into rotary choppers Provides 3"-6" chop length. choppers can be disengaged via lever.	\$23,800.00
LATERAL TILT AND AUTOMATIC HEADER HEIGHT CONTROL			
SD_21007 AUTO HEADER HEIGHT			
	X21007X	No auto header height control	No Charge
	425253	AHHC W/ Lateral Tilt With 3 sensors, header height control w/ lateral tilt	\$1,950.00
RIGHT AND LEFT END DIVIDERS			
SD_C5102 AUGER DIVIDER LH/RH			
	724076	End Divider w/o Auger Poly end dividers factory ready for spiral dividers kit.	No Charge
	724074	End Divider w/ Powered Auger Poly outer hoods with hydraulically driven spiral auger dividers Requires 724086 hyd. tube package	\$1,250.00

**4208 CORN HEAD
US PRICE LIST**

(Ex Works - Burlington, IA)

HYDRAULIC KITS

SD_20102 HYDRAULIC KIT

	724086	Hyd Lines for Powered Divider Tubes and hoses to provide hydraulic flow for optional spiral dividers or an after market corn reel.		No Charge
--	--------	--	--	-----------

SD_20235 HYDRAULIC PACKAGE

	724087	CapKit for Hyd Lines w/o Auger caps hyd. auger drive used w/poly dividers. Allows for easier future installation of hydraulic auger dividers or corn reels. Requires 724076 poly dividers, 724086 hyd. auger drive.		No Charge
	X20235X	No Hydraulic fittings		No Charge

TRASH SCREEN

SD_C5816 TRASH SCREEN

	XC5816X	No Trash screen		No Charge
	714070	Trash Screen for Main Auger For 6 row, 8 row, and 12 row rigid models		\$558.00

OTHER OPTIONS

SD_C5803 ADDITIONAL PARTS

	XC5803X	No Additional Parts		No Charge
	714074	ADD PARTS AF COMBIN Jackshaft shield 2300/2500 FI Required for legacy combines.		\$75.00

SD_C5810 CENTRAL LATCHING KI

	XC5810X	No Central Latching Kit		No Charge
	712789	Central Latching Kit For legacy combines that have been converted to sliding pin latch kit.		\$250.00

OPERATOR'S MANUAL

SD_47083 OPERATOR'S MANUAL

	714075	English		No Charge
	714096	French Canadian - for Quebec		No Charge

4406 CORN HEAD
US PRICE LIST

(Ex Works - Burlington, IA)
Standard Equipment

STANDARD FEATURES:

Cross auger 16 in. (406 mm) dia.,
open conveying, with adjustable
position.

Auger drive with radial pin slip clutch

Low profile poly hoods and dividers

Hoods incorporate patented "Corn
Louvers" for enhanced grain savings

Dividers and hoods come standard with
replaceable wear strips.

Rear hoods include a gas strut to assist
in opening hoods for service.

Gathering chains are precision roller chain
for longer life. Precision chain utilizes
more bushings and chrome pins for
higher load capacity.

Quick latches for flip-up row unit
hoods and dividers

Row unit gear case with individual
radial pin slip clutch

Full frame row unit with front stalk roll
bearing support

WEIGHTS

4406 - 30.0" Spacing - wt. 4,431 lbs.

4406 - 36.0" Spacing - wt. 4,740 lbs.

4406 - 38.0" Spacing - wt. 4,740 lbs.

with stalk chopping

4406 - 30.0" Spacing - wt. TBD

4406 - 36.0" Spacing - wt. TBD

4406 - 38.0" Spacing - wt. TBD

STANDARD FEATURES: (continued)

Fully adjustable weed knives
Hydraulic adjustable stripper plates
Fixed stripper plates adjustable.

Heavy Duty row unit gearbox with
forged gears and hardened shafts.

Oil bath main drive chains.

6 Row standard head uses
one #60 double strand chain.

6 Row chopping head uses
two #60 double strand chains.

Point to Point pinching style stalk rolls
with six sided drive couplers.

High capacity spiral stalk rolls with double
roller bearing (greaseable design)

Telescoping drive lines with torque-free
alignment coupling for easy hook-up

Drivelines Terrain Tracker® ready

Peripheral corn head lighting

Pre-wired for Terrain Tracker® and

Auto Header Height Control

Gathering chain Removal tool.

Case IH Standard Warranty Applies

Requirements for Operation:

See Ordering Guide for

Corn Head Applications

Optional stalk choppers use 4-6 hp per
row in addition to standard row units.

**4406 CORN HEAD
US PRICE LIST**

(Ex Works - Burlington, IA)

Models

COMMERCIAL MODEL	MODEL	Weight	List Price
4406-30 CORN HEAD	RIGID 6 ROW - 30" SPACING	4,431 LB	\$50,450.00
4406-36 CORN HEAD	RIGID 6 ROW - 36" SPACING	4,740 LB	\$52,450.00
4406-38 CORN HEAD	RIGID 6 ROW - 38" SPACING	4,740 LB	\$52,450.00

Factory Supplied Options

Order Code	Description	Weight	List Price
PINCHING KNIFE STALK ROLLS			
SD_C5314 KNIFE ROLLS			
	724001	Knife rolls without chopper	No Charge
	724002	Pinching stalk rolls w/chopper Pinching style stalk rolls power feed the cornstalks into rotary choppers Provides 3"-6" chop length. choppers can be disengaged via lever.	
		if MODEL is RIGID 6 ROW - 38" SPACING	\$17,800.00
		if MODEL is RIGID 6 ROW - 36" SPACING	\$17,800.00
		if MODEL is RIGID 6 ROW - 30" SPACING	\$17,800.00
LATERAL TILT AND AUTOMATIC HEADER HEIGHT CONTROL			
SD_21007 AUTO HEADER HEIGHT			
	X21007X	No auto header height control	No Charge
	425253	AHHC W/ Lateral Tilt With 3 sensors, header height control w/ lateral tilt	\$1,950.00
RIGHT AND LEFT END DIVIDERS			
SD_C5102 AUGER DIVIDER LH/RH			
	724076	End Divider w/o Auger Poly end dividers factory ready for spiral dividers kit.	No Charge
	724074	End Divider w/ Powered Auger Poly outer hoods with hydraulically driven spiral auger dividers Requires 724086 hyd. tube package	\$1,250.00

**4406 CORN HEAD
US PRICE LIST**

(Ex Works - Burlington, IA)

HYDRAULIC KITS

SD_20102 HYDRAULIC KIT

	724086	Hyd Lines for Powered Divider Tubes and hoses to provide hydraulic flow for optional spiral dividers or an after market corn reel.		No Charge
--	--------	--	--	-----------

SD_20235 HYDRAULIC PACKAGE

	724087	CapKit for Hyd Lines w/o Auger caps hyd. auger drive used w/poly dividers. Allows for easier future installation of hydraulic auger dividers or corn reels. Requires 724076 poly dividers, 724086 hyd. auger drive.		No Charge
	X20235X	No Hydraulic fittings		No Charge

TRASH SCREEN

SD_C5816 TRASH SCREEN

	XC5816X	No Trash screen		No Charge
	714070	Trash Screen for Main Auger For 6 row, 8 row, and 12 row rigid models		\$558.00

OPERATOR'S MANUAL

SD_47083 OPERATOR'S MANUAL

	714075	English		No Charge
	714096	French Canadian - for Quebec		No Charge

**4408 CORN HEAD
US PRICE LIST**

**(Ex Works - Burlington, IA)
Standard Equipment**

STANDARD FEATURES:

Cross auger 16 in. (406 mm) dia.,
open conveying, with adjustable
position.

Auger drive with radial pin slip clutch

Low profile poly hoods and dividers

Hoods incorporate patented "Corn

Louvers" for enhanced grain savings

Dividers and hoods come standard with
replaceable wear strips.

Rear hoods include a gas strut to assist
in opening hoods for service.

Gathering chains are precision roller chain
for longer life. Precision chain utilizes
more bushings and chrome pins for
higher load capacity.

Quick latches for flip-up row unit
hoods and dividers

Row unit gear case with individual
slip clutch

Full frame row unit with front stalk roll
bearing support

WEIGHTS

4408 - 30.0" Spacing - wt. 5,780 lbs.

4408 - 36.0" Spacing - wt. 6,315 lbs.

4408 - 38.0" Spacing - wt. 6,315 lbs.

with stalk chopping

4408 - 30.0" Spacing - wt. TBD

4408 - 36.0" Spacing - wt. TBD

4408 - 38.0" Spacing - wt. TBD

STANDARD FEATURES: (continued)

Fully adjustable weed knives

Hydraulic adjustable stripper plates

Fixed stripper plates adjustable.

Heavy Duty row unit gearbox with

forged gears and hardened shafts.

oil bath main drive chains. 6 and 8 row

heads use two #60 chains.

Point to Point pinching style stalk rolls
with six sided drive couplers.

High capacity spiral stalk rolls with double
roller bearing (greaseable design)

Telescoping drive lines with torque-free

alignment coupling for easy hook-up

Drivelines Terrain Tracker® ready

Peripheral corn head lighting

Pre-wired for Terrain Tracker® and

Auto Header Height Control

Gathering chain Removal tool.

Case IH Standard Warranty Applies

Requirements for Operation:

See Ordering Guide for

Corn Head Applications

Optional stalk choppers use 4-6 hp per

row in addition to standard row units.

**4408 CORN HEAD
US PRICE LIST**

(Ex Works - Burlington, IA)

Models

COMMERCIAL MODEL	MODEL	Weight	List Price
4408-30 CORN HEAD	RIGID 8 ROW - 30" SPACING	5,780 LB	\$65,300.00
4408-36 CORN HEAD	RIGID 8 ROW - 36" SPACING	6,315 LB	\$67,300.00
4408-38 CORN HEAD	RIGID 8 ROW - 38" SPACING	6,315 LB	\$67,300.00

Factory Supplied Options

Order Code	Description	Weight	List Price
PINCHING KNIFE STALK ROLLS			
SD_C5314 KNIFE ROLLS			
	724001 Knife rolls without chopper		No Charge
	724002 Pinching stalk rolls w/chopper Pinching style stalk rolls power feed the cornstalks into rotary choppers Provides 3"-6" chop length. choppers can be disengaged via lever.		\$23,800.00
LATERAL TILT AND AUTOMATIC HEADER HEIGHT CONTROL			
SD_21007 AUTO HEADER HEIGHT			
	X21007X No auto header height control		No Charge
	425253 AHHC W/ Lateral Tilt With 3 sensors, header height control w/ lateral tilt		\$1,950.00
RIGHT AND LEFT END DIVIDERS			
SD_C5102 AUGER DIVIDER LH/RH			
	724076 End Divider w/o Auger Poly end dividers factory ready for spiral dividers kit.		No Charge
	724074 End Divider w/ Powered Auger Poly outer hoods with hydraulically driven spiral auger dividers Requires 724086 hyd. tube package		\$1,250.00

**4408 CORN HEAD
US PRICE LIST**

(Ex Works - Burlington, IA)

HYDRAULIC KITS

SD_20102 HYDRAULIC KIT

	724086	Hyd Lines for Powered Divider Tubes and hoses to provide hydraulic flow for optional spiral dividers or an after market corn reel.		No Charge
--	--------	--	--	-----------

SD_20235 HYDRAULIC PACKAGE

	724087	CapKit for Hyd Lines w/o Auger caps hyd. auger drive used w/poly dividers. Allows for easier future installation of hydraulic auger dividers or corn reels. Requires 724076 poly dividers, 724086 hyd. auger drive.		No Charge
	X20235X	No Hydraulic fittings		No Charge

TRASH SCREEN

SD_C5816 TRASH SCREEN

	XC5816X	No Trash screen		No Charge
	714070	Trash Screen for Main Auger For 6 row, 8 row, and 12 row rigid models		\$558.00

OPERATOR'S MANUAL

SD_47083 OPERATOR'S MANUAL

	714075	English		No Charge
	714096	French Canadian - for Quebec		No Charge

4412 CORN HEAD
US PRICE LIST

(Ex Works - Burlington, IA)
Standard Equipment

STANDARD FEATURES:

Cross auger 16 in. (406 mm) dia.,
open conveying, with adjustable
position.

Auger drive with radial pin slip clutch

Low profile poly hoods and dividers

Hoods incorporate patented "Corn

Louvers" for enhanced grain savings

Dividers and hoods come standard with
replaceable wear strips.

Rear hoods include a gas strut to assist
in opening hoods for service.

Gathering chains are precision roller chain
for longer life. Precision chain utilizes
more bushings and chrome pins for
higher load capacity.

Quick latches for flip-up row unit
hoods and dividers

Row unit gear case with individual
radial pin slip clutch

Full frame row unit with front stalk roll
bearing support

WEIGHTS

4412 - 30.0" Spacing - wt. 8,589 lbs.

4412 - 30.0" Spacing chopping
wt. TBD

STANDARD FEATURES: (continued)

Fully adjustable weed knives

Hydraulic adjustable stripper plates

Fixed stripper plates adjustable.

Heavy Duty row unit gearbox with

forged gears and hardened shafts.

oil bath main drive chains. 12 row

heads use two #60 double strand

chains.

Point to Point pinching style stalk rolls
with six sided drive couplers.

High capacity spiral stalk rolls with double
roller bearing (greaseable design)

Telescoping drive lines with torque-free
alignment coupling for easy hook-up

Drivelines Terrain Tracker® ready

Peripheral corn head lighting

Pre-wired for Terrain Tracker® and

Auto Header Height Control

Gathering chain Removal tool.

Case IH Standard Warranty Applies

Requirements for Operation:

See Ordering Guide for

Corn Head Applications

Optional stalk choppers use 4-6 hp per
row in addition to standard row units.

4412 CORN HEAD
US PRICE LIST

(Ex Works - Burlington, IA)

Models

COMMERCIAL MODEL	MODEL	Weight	List Price
4412-30 CORN HEAD	RIGID 12 ROW - 30" SPACING	8,589 LB	\$103,500.00

Factory Supplied Options

Order Code	Description	Weight	List Price
PINCHING KNIFE STALK ROLLS			
SD_C5314 KNIFE ROLLS			
	724001	Knife rolls without chopper	No Charge
	724002	Pinching stalk rolls w/chopper Pinching style stalk rolls power feed the cornstalks into rotary choppers Provides 3"-6" chop length. choppers can be disengaged via lever.	\$31,500.00
LATERAL TILT AND AUTOMATIC HEADER HEIGHT CONTROL			
SD_21007 AUTO HEADER HEIGHT			
	X21007X	No auto header height control	No Charge
	425253	AHHC W/ Lateral Tilt With 3 sensors, header height control w/ lateral tilt	\$1,950.00
RIGHT AND LEFT END DIVIDERS			
SD_C5102 AUGER DIVIDER LH/RH			
	724076	End Divider w/o Auger Poly end dividers factory ready for spiral dividers kit.	No Charge
	724074	End Divider w/ Powered Auger Poly outer hoods with hydraulically driven spiral auger dividers Requires 724086 hyd. tube package	\$1,250.00

**4412 CORN HEAD
US PRICE LIST**

(Ex Works - Burlington, IA)

HYDRAULIC KITS

SD_20102 HYDRAULIC KIT

	724086	Hyd Lines for Powered Divider Tubes and hoses to provide hydraulic flow for optional spiral dividers or an after market corn reel.		No Charge
--	--------	--	--	-----------

SD_20235 HYDRAULIC PACKAGE

	724087	CapKit for Hyd Lines w/o Auger caps hyd. auger drive used w/poly dividers. Allows for easier future installation of hydraulic auger dividers or corn reels. Requires 724076 poly dividers, 724086 hyd. auger drive.		No Charge
	X20235X	No Hydraulic fittings		No Charge

TRASH SCREEN

SD_C5816 TRASH SCREEN

	XC5816X	No Trash screen		No Charge
	714070	Trash Screen for Main Auger For 6 row, 8 row, and 12 row rigid models		\$558.00

OPERATOR'S MANUAL

SD_47083 OPERATOR'S MANUAL

	714075	English		No Charge
	714096	French Canadian - for Quebec		No Charge

**4412F FOLDING CORN HEAD
US PRICE LIST**

**(Port of Entry)
Standard Equipment**

STANDARD FEATURES:

Cross auger 16 in. (406 mm) dia., open conveying, with adjustable position.
 Auger drive with radial pin slip clutch
 Low profile poly hoods and dividers
 Hoods incorporate patented "Corn Louvers" for enhanced grain savings
 Dividers and hoods come standard with replaceable wear strips.
 Rear hoods include a gas strut to assist in opening hoods for service.

Gathering chains are precision roller chain for longer life. Precision chain utilizes more bushings and chrome pins for higher load capacity.
 Quick latches for flip-up row unit hoods and dividers
 Row unit gear case with individual radial pin slip clutch
 Full frame row unit with front stalk roll bearing support

WEIGHTS

4412F Standard - 30.0" Spacing
 -wt. 9,686 lbs.

4412F Chopping - 30.0" Spacing
 - wt. 10,418 lbs.

Fully adjustable weed knives
 Hydraulic adjustable stripper plates
 Fixed stripper plates adjustable.

Heavy Duty row unit gearbox with forged gears and hardened shafts. oil bath main drive chains. 12 row heads use two #60 double strand chains.

Point to Point pinching style stalk rolls with six sided drive couplers.
 High capacity spiral stalk rolls with double roller bearing (greaseable design)

Telescoping drive lines with torque-free alignment coupling for easy hook-up
 Drivelines Terrain Tracker® ready
 Peripheral corn head lighting
 Pre-wired for Terrain Tracker® and Auto Header Height Control

Gathering chain Removal tool.

Case IH Standard Warranty Applies

Requirements for Operation:
 See Ordering Guide for Corn Head Applications

4412F CORNHEADS CAN ONLY BE UTILIZED ON NEW 7230/8230/9230 COMBINES.

* * * * *
 * * * * *

TIRE REQUIREMENTS

DRIVE TIRES MUST BE
 DUAL 620/70 R42 LI 166 A8 R1W

REAR STEER TIRES MUST BE
 750/65 R26 166 A8

* * * * *
 * * * * *

7230 model requires a HD lift package to operate a 4412F cornhead

Optional stalk choppers use 4-6 hp per row in addition to standard row units.

**4412F FOLDING CORN HEAD
US PRICE LIST**

(Port of Entry)
Models

COMMERCIAL MODEL	MODEL	Weight	List Price
4412F-30 CORN HEAD	4412F-30 CORN HEAD	9,686 LB	\$121,500.00

Factory Supplied Options

Order Code	Description	Weight	Factory Data	List Price
------------	-------------	--------	--------------	------------

PINCHING KNIFE STALK ROLLS

SD_C5314 KNIFE ROLLS

	724001	Knife rolls without chopper		No Charge
	724002	Pinching stalk rolls w/chopper Pinching style stalk rolls power feed the cornstalks into rotary choppers. Provides 3"-6" chop length. choppers can be disengaged via lever.		\$26,000.00

LATERAL TILT AND AUTOMATIC HEADER HEIGHT CONTROL

SD_21007 AUTO HEADER HEIGHT

	X21007X	No auto header height control		No Charge
	425253	AHHC W/ Lateral Tilt Automatic header height control with lateral tilt, includes 3 sensors		\$1,950.00

RIGHT AND LEFT END DIVIDERS

SD_C5102 AUGER DIVIDER LH/RH

	724076	End Divider w/o Auger Poly end dividers factory ready for spiral divider kit.		No Charge
	724074	End Divider w/ Powered Auger Poly outer hoods with hydraulically driven spiral auger dividers Requires 724086 hyd. auger drive.		\$1,250.00

**4412F FOLDING CORN HEAD
US PRICE LIST**

(Port of Entry)

HYDRAULIC KITS

SD_20102 HYDRAULIC KIT

	724086	Hyd Lines for Powered Divider Tubes and hoses to provide hydraulic flow for optional spiral dividers or an after market corn reel.		No Charge
--	--------	--	--	-----------

TRASH SCREEN

SD_C5816 TRASH SCREEN

	XC5816X	No Trash screen		No Charge
	714070	Trash Screen for Main Auger For 12 row Folding		\$558.00

OPERATOR'S MANUAL

SD_47083 OPERATOR'S MANUAL

	714075	English		No Charge
	714096	French Canadian - for Quebec		No Charge

**3016 SERIES II PICK-UP HEADER
US PRICE LIST**

(Ex Works Saskatoon, SK)

Standard Equipment

STANDARD FEATURES:

Single lever, quick attach header latching
Single point/single lever header hydraulic coupler
Auger - floating 26 in. (660 mm) diameter with deep flighting and double V finger pattern
5/8 in. (16 mm) diameter fingers
Patented rubber retaining auger fingers with break groove
Auger drive - quick disconnect telescoping connection, torque limited, chain drive, tethered auger drive shield
Auger speed:
187 rpm standard with heavy-duty coupling
160 rpm available with sprocket from Service Parts
Heavy-duty fully welded 6x6 upper beam
Front spring steel windrow hold down with manual pitch and hydraulic height adjustment
Automatic header height control
Peripheral header lighting with single point electrical connector
Spring Steel hold down tines for wind guard

BELT PICK-UP FEATURES:

Flexing Picking Frame allows up to 12 inches of flex within the picking frame
Gauge wheels - adjustable height
With heavy-duty 18 x 8.5, 8 tires
Pick-up has counter balanced shock absorbing suspension
Plastic teeth on belt for gentle handling of crop
Two stage delivery unit - has pick-up belt and transfer belt to optimize pick-up and transfer of crop function
Front roller center bearing support to prevent damage in stony conditions and maintain correct draper tension
Rear roller center adjustable idler bearing
Variable speed hydraulic drive controlled by combine reel speed control

GRASS SEED SPECIAL:

Grass Seed Special equals
12 ft. working width
12 ft. one piece belt pick-up with plastic tines

ADDITIONAL INFORMATION:

WEIGHTS:

3016 - 12 ft. Grass Seed Special
3,090 lbs. (hyd float & castor whls)

3016 - 15 ft. Pickup Header
3,180 lbs. (hyd float & castor whls)

**3016 SERIES II PICK-UP HEADER
US PRICE LIST**

(Ex Works Saskatoon, SK)

Models

COMMERCIAL MODEL	TECHNICAL TYPE	VERSION	WORKING WIDTH	Weight	List Price
3016 HEADER	551012025-301612 12 FT GRASS S	Belt Pick-up	12 ft.	3,090 LB	\$25,142.00
3016 HEADER	551015002-3016 15FT SMALL GRAI	Belt Pick-up	15 ft.	3,180 LB	\$27,377.00

Factory Supplied Options

Order Code	Description	Weight	List Price
OTHER OPTIONS			
SD_16029 GAUGE WHEELS			
425304	Fixed gauge wheels		No Charge
425305	Caster gauge wheels		\$219.00
SD_B6601 WIND GUARD			
XB6601X	No wind guard		No Charge
415247	Auxillary front wind guard for 15 ft. only		\$439.00
SD_C5203 PICKUP SUSPENSION			
425302	Mechanical flotation		No Charge
425303	In cab hydraulic flotation		\$558.00
SD_C5848 DRIVELINE COMPLETING PKG			
12 Ft. Header			
425306	Long PTO drive - 12 ft. header grass seed for Axial-Flow® 88 and 20 Series Midrange combines		No Charge
425307	Short PTO drive -12 ft. header grass seed for Axial-Flow® 20 and 30 Series Flagship combines		(\$16.00)
15 Ft. Header			
425308	PTO drive - 15 ft. header for Axial-Flow® 88/20/30 Series combines		No Charge

**3016 SERIES II PICK-UP HEADER
US PRICE LIST**

(Ex Works Saskatoon, SK)

OPERATOR'S MANUAL

SD 47083 OPERATOR'S MANUAL

	712358	English Manual			No Charge
	712359	French Manual 712359			No Charge

OTHER EQUIPMENT

SD 29003 ADDITIONAL EQUIPMENT

	722098	English for North America. decals			No Charge
	721024	French Canadian. decals			No Charge

**3016 SERIES II PICK-UP HEADER
US PRICE LIST**

(Ex Works Saskatoon, SK)

Factory Supplied Attachments

	Order Code	Description	Weight		List Price
	415252016	KIT, CONV TX/TR COMBINES Allows 3016 Pick-up Head to be used on Legacy Combines, 2100/2300/2500 Series.	380 LB		\$3,168.00
	716731066	CONVERSION KIT FOR 21/23/ Allows 3016 Pick-up Head to be used on Legacy Combines, 2100/2300/2500 Series.	380 LB		\$3,168.00

2010 RIGID HEADERS
US PRICE LIST

(Ex Works Rock Island, IL)
Standard Equipment

STANDARD FEATURES:

Single lever, quick attach header
Single point/single lever header hydraulic coupler
Single point electrical wiring coupler
Cross auger 26 in. (660 mm) dia., with high strength center section, 5 in. (127 mm) deep flighting
Spiral pattern retractable fingers full length of auger with breakaway retaining pin to keep broken fingers inside auger tube
Stainless steel front floor
Telescoping drive lines with 60° of free rotation and integral torque limiter on auger driveline dual speed auger drive sprocket provides 139 RPM or 159 RPM auger speed
Drivelines header lateral tilt ready

WEIGHTS:

2010 - 20 ft. ww - 3,100 lbs
2010 - 25 ft. ww - 4,040 lbs
2010 - 30 ft. ww - 4,756 lbs

STANDARD FEATURES: (continued)

Hydraulic reel drive with chain reduction
Hydraulic reel lift and fore/aft control
Knife with fine serrated bolt on sections
Heavy-duty knife guards with adjustable hold downs
Dual oil bath knife drive gearcases (single knife drive on 20 and 25 ft. headers) 575 CPM (cycles per minute) knife speed
Additional knife storage location in lower beam.
Heavy-duty bottom shields
Hinged knife and auger drive end shields
Peripheral header lighting with reflective material
Case IH Standard Warranty Applies

**2010 RIGID HEADERS
US PRICE LIST**

(Ex Works Rock Island, IL)

Models

COMMERCIAL MODEL	MODEL	WORKING WIDTH	KNIFE	Weight	List Price
2010 RIGID HEADERS	2010 Rigid Grain Header	20 ft.	3 in. Knife	0	\$19,863.00
2010 RIGID HEADERS	2010 Rigid Grain Header	25 ft.	3 in. Knife	0	\$22,162.00
2010 RIGID HEADERS	2010 Rigid Grain Header	30 ft.	3 in. Knife	0	\$24,242.00

Factory Supplied Options

Order Code	Description	Weight	List Price
REELS			
SD_H5601 REEL			
715326	No Reel Taken	49 LB	No Charge
5 Bat Pickup Reel			
715049	5 Bat,flat bat,no tines-20 ft	300 LB	\$2,817.00
715050	5 Bat,flat bat,no tines-25 ft	360 LB	\$3,138.00
715051	5 Bat,flat bat,no tines-30 ft	375 LB	\$4,281.00
6 Bat Pickup Reel w/Steel Tine			
725953	Pickup 6 Bat steel tines pickup reel steel tines	756 LB	
	if MODEL is 2010 Rigid Grain Header and WORKING WIDTH is 20 ft.	756 LB	\$6,282.00
	if MODEL is 2010 Rigid Grain Header and WORKING WIDTH is 25 ft.	756 LB	\$7,090.00
	if MODEL is 2010 Rigid Grain Header and WORKING WIDTH is 30 ft.	756 LB	\$8,986.00
6 Bat Pickup w/Plastic Tines			
715046	Pickup 6Bat plastic tines-20ft deluxe - not recommended for use in rice	540 LB	\$6,282.00
715047	Pickup 6Bat plastic tines-25ft deluxe - not recommended for use in rice	670 LB	\$7,090.00
715048	Pickup 6Bat plastic tines-30ft deluxe - not recommended for use in rice	756 LB	\$8,986.00

**2010 RIGID HEADERS
US PRICE LIST**

(Ex Works Rock Island, IL)

AUTOMATIC HEADER HEIGHT CONTROL

SD_21007 AUTO HEADER HEIGHT

	X21007X	No auto header height control		No Charge
	725933	Auto header height control and lateral tilt	150 LB	\$1,666.00

OTHER OPTIONS

SD_32013 DECALS

	X32013X	No decals		No Charge
	722109	Decals France	2 LB	No Charge

SD_45006 ADAPTER FOR COMBINE

	X45006X	No adapter for combine		No Charge
	415074	Adapter without HHC Head conversion kit		\$2,204.00
	415075	Adapter with AHHC Head conversion kit		\$3,004.00
	415076	Adapter with AHHC & FL Head conversion kit with AHHC and Terrain Tracker		\$3,184.00

SD_C5301 3 INCH KNIFE

	XC5301X	No 3 in. spare knife		No Charge
	712607	Spare 3 in. Knife	100 LB	
		if MODEL is 2010 Rigid Grain Header and WORKING WIDTH is 20 ft.	100 LB	\$557.00
		if MODEL is 2010 Rigid Grain Header and WORKING WIDTH is 25 ft.	100 LB	\$644.00
		if MODEL is 2010 Rigid Grain Header and WORKING WIDTH is 30 ft.	100 LB	\$794.00

SD_C5503 AUGER FLIGHT EXTENSION

	XC5503X	No auger flight extension		No Charge
	713488	Auger flight extensions-short		\$250.00

LOOSE ACCESSORIES

SD_C5610 REEL TINE FLAP KIT

	XC5610X	No Reel tine flap kit		No Charge
	715069	Reel tine flap kit Used to pull short crop off of the cutter bar into the auger	52 LB	
		if WORKING WIDTH is 20 ft.	52 LB	\$1,092.00
		if WORKING WIDTH is 30 ft.	52 LB	\$1,633.00

**2010 RIGID HEADERS
US PRICE LIST**

(Ex Works Rock Island, IL)

		if WORKING WIDTH is 25 ft.	52 LB		\$1,633.00
--	--	----------------------------	-------	--	------------

OPERATOR'S MANUAL

SD 47083 OPERATOR'S MANUAL

	721661	English,	1 LB		No Charge
	721669	Spanish,			No Charge

**2010 RIGID HEADERS
US PRICE LIST**

(Ex Works Rock Island, IL)

Factory Supplied Attachments

Order Code	Description	Weight	List Price
Attachments			
415074016	Attach Header Adptr W/O Hgt Cn 2010 Rigid Head Conversion Kit - without HHC	380 LB	\$2,204.00
415075016	Attach Header Adptr W/Ahnc 2010 2010 Rigid Head Conversion Kit - with AHHC only	350 LB	\$3,004.00
415076016	Attach, Adptr W/AHHC and Field Tracker 2010 Rigid Head Conversion Kit - w/AHHC and Field Tracker	350 LB	\$3,185.00
87016168	Center Flighting Ext Kit Auger flight extensions (used to reduce wrapping of material around auger center fingers or to prevent auger center finger breakage).	13 LB	\$249.00
87040964	Reel Tine Flap Kit (20Ft) Used to pull short crop off of the cutter bar into the auger.	32 LB	\$1,071.00
87040965	Reel Tine Flap Kit (25-30Ft) Used to pull short crop off of the cutter bar and into the auger.	48 LB	\$1,601.00



PURCHASED PROTECTION

Pricing and program details can be found on the Dealer Portal or by contacting the CPP hotline @ 1-866-606-1802. Not all models are eligible for CPP.

AGRICULTURAL EQUIPMENT

U.S. PRICE LIST

FARMALL ® U SERIES TRACTORS

PL-100 FM REVISION 11

SAP PRICE LIST 026 C2

EFFECTIVE OCTOBER 1, 2013

THIS IS A COMPLETE REVISION

This price list is intended for dealers with the AG and AL contracts.

This Complete Revision includes new or revised information and replaces all prior revisions.

The prices included in this revision supersede any prices established prior to the effective date shown unless specifically identified in a price bulletin as superseding this price list.

NOTE: Dealers should retain prior price list pages for any discontinued machines or attachments remaining in inventory.

Prices included in this price list are eligible for the Performance Plus Program.

**Prices in this revision are subject to change.
Please check eEquipment for the most current pricing.**

Copyright 2013 By

CNH America LLC



GENERAL INFORMATION

ADVANCE FREIGHT

Advance freight will be added to the machinery invoice as a separate net charge for machinery shipped from field locations or from other than specified Ex Works locations.

PRICES

Prices are Ex Works factory, where the goods are manufactured, except where noted. For detailed information concerning prices, please refer to your OPERATING GUIDE.

CONTENTS OF ORGANIZATION

CNH America LLC issues price lists and revisions covering each Case IH contract. The U.S. Price List is published in U.S. funds and the Canadian Price List is published in Canadian funds. Ensure that you are using the correct price list. U.S. or Canada is referenced at the top of each page and the Canadian price lists have a Maple Leaf on the price list cover page.

Freight, duty and sales taxes are NOT included in any wholegoods or attachment prices shown in the price list. Any appropriate freight, duty, Federal, State, and Provincial taxes will be added to the machinery invoice as separate net charges.

PROCEDURE

The price pages for each machine (or group of machines) lists both "Factory Supplied Options" and "Factory Supplied Accessories."

Each price list is comprised of the various machines sold under that contract. Each price book section has "Factory Supplied Options" and "Factory Supplied Accessories" price pages. When ordering and pricing a machine follow the ordering instructions listed for that machine. Accessories listed following the "Factory Supplied Accessories" heading are available for installation in the field.



GENERAL INFORMATION

DISTRIBUTION OF PRICE LISTS

Price lists and periodic price list revisions will be posted on the Dealer Portal, and distributed electronically when possible.

Printed copies of current price lists, index tabs and binders can be purchased from the Document Management Center (DMC). Orders should be placed only through the DMC web site link located on the Dealer Portal.

Document Management Center (DMC)
2205 Durand Avenue
Racine, WI 53403

DMC customer service:
(for inquiries - not to place orders)
(262)636-7540
Internal E-mail: #NA DMC ORDER CENTER

Complete U.S. Price List is PL-100
Complete Canadian Price List is PLC-100

Periodic price list revisions are usually accompanied by a cover sheet which carries instructions on price page changes and where to insert replacement or new price pages. The revisions are dated and are effective as of that date.



**FARMALL® U SERIES TRACTORS
TABLE OF CONTENTS**

FARMALL® U SERIES TRACTORS

Standard Features	1
Price List	3
PARTS DIVISION SUPPLIED ACCESSORIES	11
TIRE COMBINATIONS FOR FARMALL U TRACTORS	12
CASE IH PURCHASED PROTECTION PLAN	13

FARMALL U SERIES TRACTORS
US PRICE LIST

(Ex Works Port of Entry)
Standard Equipment

Farmall 105U

105 Gross Engine hp
91 PTO hp @ 2300 rpm
4 Cyl Turbocharged & Intercooled
207 cu in (3.4 L) Displacement

Farmall 115U

115 Gross Engine hp
98 PTO hp @ 2300 rpm
4 Cyl Turbocharged & Intercooled
207 cu in (3.4 L) Displacement

ALL MODELS

Tier 4a Emissions Compliant:

(CEGR + DPF)

Electronic Injection Bosch

High-pressure Common Rail System

Electric Engine Shutoff

Dual Element Air Filter

Under Hood Muffler

Vertical Exhaust

36.9-gallon Fuel Tank

TRANSMISSION:

12 x 12 Power Shuttle

(4) Synchronized Gears

(3) Non-synchronized Ranges

Electrohydraulic Shuttle

25 mph (40 kph) (Varies with tire size)

12 inch Cerametalic Traction Clutch

STEERING/BRAKES:

Hydrostatic Power Steering

Hydraulic Wet Brakes (equalizing and
self-adjusting)

Park Brake

AXLES:

FRONT - FWD

60° Turning Angle

11° Axle Oscillation

Limited Slip Differential

4WD Front Axle with Limited Slip

Differential

Track Adjustment - 64.9 to 80.8"

(measured with 12.4 x 24 tires)

Drive Shaft Shield

REAR

Track Adjustment - 64.2 to 84.0"

HYDRAULIC SYSTEM:

Open Center System

Dual Gear Pumps

Maximum Flow at Rated Engine Speed:

Implement Pump: 16.1 gpm (61 l/m)

Steering Pump: 10 gpm (37.8 l/m)

(2) Closed Center Rear Remote Valves

with Quick Release Couplers

DIFFERENTIAL LOCK, REAR:

Electrohydraulic Engaged

PTO:

Fully Independent

Flip-up PTO Shaft Guard

540/1000 rpm Interchangeable Shaft

Electrohydraulic Engagement

12 inch Cerametalic Clutch

Rear PTO Fender Switches and

Soft Start Control

3-POINT LIFT SYSTEM:

Right hand console mounted

(Mousepad style) control

Electronic Draft Control

with hitch fender switch

Fast Raise/Lower Control

5,745 Pounds Lift Capacity (OECD)

Category II Ends

Telescopic Stabilizers

Flexible Lower Link Ends

FARMALL U SERIES TRACTORS
US PRICE LIST

(Ex Works Port of Entry)
Standard Equipment

INSTRUMENTATION:

Analog/Digital Instrument Panel with:
Integrated warning lights
Analog gauges for fuel level,
tachometer and temperature
Digital hour meter, direction display,
speed, PTO speed, hour meter
and other tractor functions
(see operator's manual for details)

ELECTRICAL:

(1) 12-volt, 960 cca Battery
120 amp Alternator
3-pin connector (TYCO CPC)
Single Pin (8 amp) Accessory Power
outlet

LIGHTING:

(2) Halogen Front Headlights
(2) Halogen Front Corner Worklights
(2) Front and (2) Rear Worklights
Turn Signals/Flashers/Brake Lights

OPERATOR'S STATION:

Flat Deck Platform
Deluxe Cab with Heater and Air
Conditioner
Integral ROPS
"A" Pillar Exhaust
(2) Doors with Locks
Tinted Glass and Retractable Sun
Screen

OPERATOR'S STATION: (Continued)

Partially Opening Side Windows
Hinged Rear Window (fully opens)
Rear Cab Access Panel for
Control/Monitor Box
or Wiring Harness Entrance
Front Wiper/Washer, and Rear Wiper
Tilt and Telescoping Steering Wheel
Fixed External Mirrors
Deluxe Radio
Cloth Seat Cover with Operator's
Presence Sensor
Retractable Seat Belts
High Visibility Panel
Full-size Instructor seat
Performance Monitor

MISCELLANEOUS:

Pivoting Engine Hood
Swinging Drawbar
SMV Emblem
Toolbox
Rear MFD tires: 18.4R34 R1W
Adjustable Rim
Front MFD tires: 14.9R24 R1W
Adjustable Rim

WARRANTY:

Case IH Standard Warranty Applies

**FARMALL U SERIES TRACTORS
US PRICE LIST**

(Ex Works Port of Entry)
Models

COMMERCIAL MODEL	VERSION	Weight	List Price
FARMALL 105U T4	Cab	9,369 LB	\$75,733.00
Includes the following Equipment			
14.9R24 A8 HD Rim (8242301)	\$416.00		
FARMALL 115U T4	Cab	9,369 LB	\$77,454.00
Includes the following Equipment			
14.9R24 A8 HD Rim (8242301)	\$416.00		

Factory Supplied Options

Order Code	Description	Weight	List Price
------------	-------------	--------	------------

OPERATOR STRUCTURE

SD_T9200 OPERATOR STRUCTURE #1

336606	Cab w/ High Visibility Panel		No Charge
--------	------------------------------	--	-----------

INSTRUMENTATION

SD_T7510 PERFORMANCE MONITOR

332738	ADIC HI Profile Analog Digital Instrument Cluster with Performance Monitor		No Charge
--------	--	--	-----------

BEACON LIGHTING

SD_T9146 ROTARY BEACON

XT9146X	Less LH rotary beacon		No Charge
331916	Rotating beacon-left side		\$131.00

SEAT

SD_T8500 SEAT

391962	Mechanical Suspension 391962 Fixed Mechanical Suspension Seat		No Charge
332850	Fabric Seat w/ Air suspension Fixed Deluxe Air Suspension Seat with Left and Right Hand Adjustable Armrests		\$1,196.00

**FARMALL U SERIES TRACTORS
US PRICE LIST**

(Ex Works Port of Entry)

	333962	Premium Air Suspension 333962 Fixed Premium Low Frequency Air Suspension Seat with Left and Right Hand Adjustable Armrests, Backrest, and Heated Cushion			\$1,456.00
--	--------	--	--	--	------------

SD T8520 INSTRUCTIONAL SEAT

	332865	Instructional Seat with Belt			No Charge
--	--------	------------------------------	--	--	-----------

DISPLAY MOUNTING

SD T7612 BRACKET MONITOR

	XT7612X	Less Monitor Mounting Bracket			No Charge
	338761	Monitor Mounting Bracket			\$130.00

ENGINE

STARTING AID

SD T1931 COLD WEATHER STARTI

	XT1931X	Std L/ Thermostarter			No Charge
	331715	Engine Block Heater 331715			\$88.00

BATTERY

SD T7420 BATTERY

	330740	12 Volt battery Battery Under Hood			No Charge
	391741	Battery - Under Right Hand Steps			No Charge

TRANSMISSION

SD T8660 POWER CLUTCH CONTRO

	390846	Less Power Clutch Control Base speed change lever for 12x12 and 20x20 Transmissions			No Charge
	332846	Powerclutch Cntrl F Power Clutch Control for 24 x 24 Transmission Gear shift lever has 3 switches: One to shift dual power up, one to shift dual power down and a 3rd switch electronically disengages the transmission. Required with 24 x 24 Transmission (332279)			No Charge

TRANSMISSION

SD T2800 SPEED

	743552	40 KPH Max Ground Speed			No Charge
--	--------	-------------------------	--	--	-----------

**FARMALL U SERIES TRACTORS
US PRICE LIST**

(Ex Works Port of Entry)

SD_T2810 TRANSMISSION

	390181	12X12 Power Shuttle 390181 Base Transmission With Momentary Power Shuttle and Aggressiveness Switch			No Charge
	332299	20x20 P/S with creeper 20x20 Power Shuttle with Creeper With Momentary Power Shuttle and Aggressiveness Switch			\$744.00
	332279	24x24 Power Shuttle 332279 24x24 Power Shuttle Transmission With Momentary Power Shuttle and Aggressiveness Switch			\$2,361.00

RADAR

SD_T7580 RADAR

	390703	Less Radar			No Charge
	334703	Radar			\$520.00

BACK-UP ALARM

SD_T9249 REVERSE ALARM

	XT9249X	Standard Less Alarm			No Charge
	332692	Reverse Alarm With Work Light			\$166.00

HITCH

FRONT HITCH

SD_T4030 FRONT AXLE SUPPORTS

	396489	STD Axle Support 396489 Standard front axle support LESS front weight carrier and integrated hook Provides access for front pump NOT COMPATIBLE with front weights, or front hitch and PTO			No Charge
	743962	Multi-functional Support Multi-functional front axle support COMPATIBLE with front hitch and PTO If ordered WITHOUT front hitch and PTO, a front weight carrier and integrated hook are included and front pump access is not available			\$1,560.00

SD_T8100 FRONT THREE POINT HITCH

	390789	Less FHPL Less FPTO			No Charge
--	--------	---------------------	--	--	-----------

**FARMALL U SERIES TRACTORS
US PRICE LIST**

(Ex Works Port of Entry)

	331789	FHPL Chassis Mounted Front Hitch Requires multi-functional front support (743962)			\$2,600.00
	332789	FHPL Chassis Mounted 332789 Front Hitch and PTO Requires multi-functional front support (743962)			\$6,760.00

COUPLER

SD_T8104 FRONT COUPLERS

	XT8104X	STD Less Front Coupler			No Charge
	330625	Front Coupler for Front 3-pt 2 front couplers with hoses to rear remote			\$704.00

SD_T8107 TUBE SET W/SHIFT.VA

	XT8107X	STD Less Tube Set w/Shift Valv			No Charge
	330620	Tube Set w/Shift Valve			No Charge

HYDRAULICS

SD_T8230 HYD PUMP

	743911	16.1 GPM Hydraulic pump 16.1 gpm (61 l/min) Hydraulic Pump			No Charge
	331690	21.1 GPM Hydraulic pump 21.1 gpm (80 l/min) Hydraulic Pump			\$260.00

SD_T8270 REAR REMOTES

	330849	2 MRRV (2C) Fixed Pump,EDC 2 Closed Center Mechanical Remotes 1 Configurable, 1 Non-configurable Detent			No Charge
	331844	3 MRRV (1NC+2C)Fixed Pump,EDC 3 Closed Center Mechanical Remotes 2 Configurable, 1 Non-configurable Detent			\$1,404.00
	332844	3 Remotes 332844 3 Closed Center Mechanical Remotes with diverter 2 Configurable, 1 Non-configurable with detent			\$1,560.00

MID-MOUNT VALVES

SD_T8280 MID-MOUNT VALVES

	743915	Less Mid-Mount.			No Charge
	743918	2 Mid-Mount M743918 2 Function Mid-Mount Valve and Mechanical Joystick with One Switch			\$1,352.00

**FARMALL U SERIES TRACTORS
US PRICE LIST**

(Ex Works Port of Entry)

	336386	2 Mid Mount. 2 Function Electrohydraulic Mid-Mount Valve with Electronic Joystick Requires Premium Air Suspension Seat (333962)			\$1,873.00
--	--------	---	--	--	------------

PTO

SD T8010 PTO

	391727	540/1000 RPM PTO 391727 540 / 1000 RPM PTO Interchangeable Shaft			No Charge
	331729	540/540E/1000 RPM 540 / 540 Economy / 1000 RPM PTO (Available June 2013) Interchangeable Shaft			\$567.00

FRONT AXLE

SD T4010 FRONT AXLE

	390399	4WD Front Axle Electrohydraulic FWD engagement			No Charge
--	--------	--	--	--	-----------

FRONT WHEELS AND TIRES

SD T4940 FRONT WHEELS AND TIRES

	8201701	11.2R24 A8 8201701			(\$468.00)
	8235401	12.4R24 A8			(\$265.00)
	8236701	13.6R24 A8 HD Rim			\$140.00
	8247401	11.2R28 A8			(\$114.00)
	8242301	14.9R24 A8 HD Rim			\$416.00
	8290904	12.5/80-18 10PR R4			No Charge
Nokian Brand					
	8280501	360/80R24 TRI 2 Fixed			\$208.00
	8880401	360/80R24 GRSLND, Adj. Rim			\$234.00
	8870301	400/80R24 TRI 2 Fixed			\$390.00
	8299801	Non-Return Ship Wheels - 4WD			(\$1,414.00)

REAR AXLE

SD T3200 REAR AXLE

	743931	STD Duty Flange Axle Not compatible with 16.9R38 tire			No Charge
--	--------	---	--	--	-----------

**FARMALL U SERIES TRACTORS
US PRICE LIST**

(Ex Works Port of Entry)

		743932	Heavy Duty Flange Axle 743932 Compatible with 34" and 38" Tires (NOT COMPATIBLE with 13.6R38)		\$780.00
--	--	--------	---	--	----------

REAR WHEELS AND TIRES

SD T4950 REAR WHEELS AND TIRES

		8365401	18.4R34 A8 Matching front tire is 14.9R24 A8 HD Rim (8242301)		No Charge
		8355401	16.9R30 A8 Matching front tire is 11.2R24 A8 (8201701)		No Charge
		8357401	18.4R30 R1W Matching front tire is 12.4R24 A8 (8235401)		(\$21.00)
		8364401	16.9R34 A8 Matching front tire is 13.6R24 A8 HD Rim (8236701)		(\$463.00)
		8372401	13.6R38 A8 Matching front tire is 11.2R28 A8 (8247401)		(\$780.00)
		8376701	16.9R38 R1W Matching front tire is 14.9R24 A8 HD Rim (8242301)		(\$322.00)
		8391904	19.5L-24 10 PR R4 Matching front tire is 12.5/80-18 10PR R4 (8290904)		(\$478.00)
Nokian Brand					
		8370403	440/80R34 TRI 2 Fixed Matching front tire is 360/80R24 TRI 2 Fixed (8280501)		No Charge
		8916401	440/80R34 GRSLND, Adj. Rim Matching front tire is 360/80R24 TRI 2 Adj Rim (8880401)		No Charge
		8970601	480/80R34 DWW15Lx34 FIX WHEEL Matching front tire is 400/80R24 TRI 2 Fixed (8870301)		\$276.00
		8399801	Non-Returnable Shipping Wheel Requires front shipping wheels.		(\$2,428.00)

LOADER

LOADER EQUIPMENT

SD T8110 LOADER BRACKETS

		743593	Less Front Loader		No Charge
		331491	TPS Horiz Side Plates TPS Horizontal Side Plates for Loader Installation To complete loader installation, order TPS Vertical Brackets from loader price list. Requires mid-mount valve		\$463.00

**FARMALL U SERIES TRACTORS
US PRICE LIST**

(Ex Works Port of Entry)

OTHER EQUIPMENT

SD T9560 FRONT TOOLBOX

	331994	Toolbox RR Fndr Mnt			No Charge
	390996	Large Tool Box			No Charge

CAB

SD T9160 RADIO READY

	333777	Radio. Radio with speakers			No Charge
--	--------	--------------------------------------	--	--	-----------

SD T9360 RR MIRRORS

	392878	2 External Rear Mirrors			No Charge
	330879	2 telescoping rearview mirrors			\$192.00

REAR BALLAST

SD T4961 REAR BALLAST

	XT4961X	Standard less rear ballast			No Charge
	330470	4x110 lb rear wheel weights 4 weights, 110 lbs/50 kgs each. Total weight 440 lbs/ 200 kgs.			\$619.00
	330471	6 rear wheel weights 6 weights, 120 lbs/54 kgs each. Total weight 720 lbs/ 327 kgs.			\$915.00

OTHER OPTIONS

TIRE BRAND PREFERENCE

SD T4900 TIRE CATEGORY CHOICE

	XT4900X	No Tire Brand Selection Tire brands are subject to availability. If the Tire Brand Preference Code is ordered, the plant will install the brand selected. WARNING: Tire brand selection may increase equipment lead time. If no Tire Brand Preference is selected, a tire from existing inventory will be installed. This could include the selection you made or the same tire size in Michelin, Galaxy, or Continental/Mitas. Availability of brands vary by size.			No Charge
	330417	Galaxy			\$414.00
	330439	Continental			\$414.00
	330442	Michelin			\$1,035.00
	330444	NOKIAN			\$414.00

**FARMALL U SERIES TRACTORS
US PRICE LIST**

(Ex Works Port of Entry)

OPERATOR'S MANUAL

SD T9802 OPERATORS MANUAL

	XT9802X	Less add'l operator manual			No Charge
	333986	Spanish operator's manual,			No Charge

SD T9803 FRENCH OPERATOR MANUAL

	XT9803X	Less French operator manual			No Charge
	330472	French operator's manual			No Charge



Tire Combinations for Farmall U Tractors

Front Tires		Matching Rear Tires	
Tire	Code	Tire	Code

TIRES FOR HEAVY DUTY ADJUSTABLE RIMS

11.2R24 (280/25R24)	8201701	16.9R30 (420/85R30)	8355401
12.4R24	8235401	18.4R30	8357401
13.6R24 (340/85R24)	8236701	16.9R34 (420/85R34)	8364401
11.2R28 (280/85R28)	8247401	13.6R38 (340/85R38)	8372401
14.9R24 (380/85R24)	8242301	16.9R38 (420/85R38)	8376701
14.9R24 (380/85R24)	8242301	18.4R34 (460/85R34)	8365401

INDUSTRIAL TIRES FOR FIXED RIMS

12.5/80-18	8290904	19.5L-24	8391904
------------	----------------	----------	----------------

NOKIAN TIRES FOR FIXED RIMS

360/80R24 TRI 2	8280501	440/80R34 TRI 2	8370403
400/80R24 TRI 2	8870301	480/80R34 TRI 2	8970601

NOKIAN TIRES FOR ADJUSTABLE RIMS

360/80R24 TRI 2	8880401	440/80R34 TRI 2	8916401
-----------------	----------------	-----------------	----------------

Michelin	Galaxy	Continental
-----------------	---------------	--------------------

AGRIBIB	EARTH PRO	AC85
AGRIBIB	EARTH PRO	AC85
AGRIBIB	EARTH PRO	AC85
AGRIBIB		AC85
AGRIBIB	EARTH PRO	AC85
AGRIBIB	EARTH PRO	AC85

	BEEFY BABY	
--	------------	--

--	--	--



PARTS DIVISION SUPPLIED ACCESSORIES - FARMALL 105U AND 115U			
Part #	Description	Farmall 105U	Farmall 115U
	Engine Accessories		
710206050	Engine Block Heater	X	X
	Cab Accessories		
710762050	Rotary Beacon	X	X
718130050	Mounting bracket for equipment monitor	X	X
	Weights		
710471120	Four 110 lb. rear weights	X	X
718471010	Six 120 lb. rear weights	X	X
	Hydraulic Accessories - Open Center Remotes		
719195051	3rd open center rear remote	X	X
719405050	Flow control kit (adds flow control to remote 1 & 2 - requires 3 open center rear remotes)	X	X
	Hydraulic Accessories - Closed Center Remotes)		
718193051	3rd open center rear remote	X	X
	Miscellaneous Accessories		
718914050	Clevis for drawbar	X	X



PURCHASED PROTECTION

Pricing and program details can be found on the Dealer Portal or by contacting the CPP hotline @ 1-866-606-1802. Not all models are eligible for CPP.

AGRICULTURAL EQUIPMENT

U.S. PRICE LIST

FARMALL[®] A SERIES TRACTORS and L500 SERIES LOADERS

PL-100 FA REVISION 7

SAP PRICE LIST 026 C2

EFFECTIVE OCTOBER 1, 2013

THIS IS A COMPLETE REVISION

This price list is intended for dealers with the AG and AL contracts.

This Complete Revision includes new or revised information and replaces all prior revisions.

The prices included in this revision supersede any prices established prior to the effective date shown unless specifically identified in a price bulletin as superseding this price list.

Copyright 2013 By

CNH America LLC



GENERAL INFORMATION

ADVANCE FREIGHT

Advance freight will be added to the machinery invoice as a separate net charge for machinery shipped from field locations or from other than specified Ex Works locations.

PRICES

Prices are Ex Works factory, where the goods are manufactured, except where noted. For detailed information concerning prices, please refer to your OPERATING GUIDE.

CONTENTS OF ORGANIZATION

CNH America LLC issues price lists and revisions covering each Case IH contract. The U.S. Price List is published in U.S. funds and the Canadian Price List is published in Canadian funds. Ensure that you are using the correct price list. U.S. or Canada is referenced at the top of each page and the Canadian price lists have a Maple Leaf on the price list cover page.

Freight, duty and sales taxes are NOT included in any wholegoods or attachment prices shown in the price list. Any appropriate freight, duty, Federal, State, and Provincial taxes will be added to the machinery invoice as separate net charges.

PROCEDURE

The price pages for each machine (or group of machines) lists both "Factory Supplied Options" and/or "Factory Supplied Attachments."

Each price list is comprised of the various machines sold under that contract. Each price book section has "Factory Supplied Options" and/or "Factory Supplied Attachments" price pages. When ordering and pricing a machine follow the ordering instructions listed for that machine. Attachments listed following the "Factory Supplied Attachments" heading are available for installation in the field.



GENERAL INFORMATION

DISTRIBUTION OF PRICE LISTS

Price lists and periodic price list revisions will be posted on the Dealer Portal, and distributed electronically when possible.

Printed copies of current price lists, index tabs and binders can be purchased from the Document Management Center (DMC). Orders should be placed only through the DMC web site link located on the Dealer Portal.

Document Management Center (DMC)
2205 Durand Avenue
Racine, WI 53403

DMC customer service:
(for inquiries - not to place orders)
(262)636-7540
Internal E-mail: #NA DMC ORDER CENTER

Complete U.S. Price List is PL-100
Complete Canadian Price List is PLC-100

Periodic price list revisions are usually accompanied by a cover sheet which carries instructions on price page changes and where to insert replacement or new price pages. The revisions are dated and are effective as of that date.



**FARMALL A SERIES TRACTORS AND L500 SERIES
LOADERS TABLE OF CONTENTS**

FARMALL® A SERIES TRACTORS

FARMALL 45A TRACTOR	
Standard Features	1
Price List	3
FARMALL 55A TRACTOR	
Standard Features	5
Price List	7
FARMALL 65A TRACTOR	
Standard Features	9
Price List	11
FARMALL 75A TRACTOR	
Standard Features	13
Price List	15
L530/L540 SERIES LOADERS	
Standard Features	17
Price List	19
Factory Supplied Attachments	21
PARTS DIVISION SUPPLIED ACCESSORIES.....	22
CASE IH PURCHASED PROTECTION PLAN.....	23

FARMALL 45A
US PRICE LIST

(Ex Works Port of Entry)
Standard Equipment

DIESEL ENGINE:

Farmall 45A
45 Engine HP @ 2700
39 PTO HP @ 2700
4 Cylinder Naturally Aspirated (Tier III)
Engine
135.2 cu in (2.2 L) Displacement
13.5 Gallon Fuel Tank
Mechanical Fuel Injection Pump
Electric Engine Shutoff
Hand and Foot Throttle Controls
Thermostart Starting Aid
Air Cleaner with safety element
Under Hood Muffler
Vertical Exhaust
Fuel Sediment Filter
Pivoting Engine Hood (full raise)
SMV Emblem

TRANSMISSION:

11 inch Traction Clutch
8 x 8 Transmission with Left Hand
Shuttle (Gears Synchronized,
Ranges are non-Synchronized)

FRONT AXLE:

Two-wheel Drive (2WD):
Adjustable Front Axle
Adjustable Rear Rims

Four-wheel Drive (4WD):

Mechanical FWD Engagement
Front Drive Shaft Shield
Adjustable Front & Rear Rims

HYDRAULIC SYSTEM:

Hydrostatic Power Steering
Open Center System
1 Lever Controlled Rear Remote Valve
(Self Centering)
Dual Gear Pumps
Total Hydraulic Flow:
16.9 gpm (66 L/M)
Implement Pump:
11.6 gpm (44 L/M)
Steering Pump:
5.3 gpm (20 L/M)

DIFFERENTIAL LOCKS/ BRAKES:

Rear Axle provides In-board Planetary
Rear Lock - Mechanical Engage
Mechanical Wet Brakes
Park Brake - hand engagement

PTO:

11 inch PTO Clutch
Independent, 540 rpm PTO
Single Lever, Mechanical Engagement
Flip-up PTO Shaft Guard

3-POINT LIFT SYSTEM:

Single Lever Position Control
Lift Capacity @ 24" behind ball ends:
Farmall 45A = 1830 lbs. (830 kg)
Category II Rigid Ends (convertible to
Category I with bushings)
Telescoping Stabilizers
Flexible Link Ends
Flat Swinging Drawbar

INSTRUMENTATION:

Analog Instrument Panel with warning
lights plus engine temperature,
fuel level gauges, tachometer and
digital hour meter

**FARMALL 45A
US PRICE LIST**

**(Ex Works Port of Entry)
Standard Equipment**

ELECTRICAL:

(1) 12-volt, 800 CCA Battery
Alternator = 40 amp
7-pin Outlet for trailer/
implement lighting

LIGHTING:

2 Halogen Front Headlights
Turn Signals, Flashers

WARRANTY:

Case IH Standard Warranty Applies

OPERATOR'S STATION:

Straddle Deck Configuration
2-post Foldable ROPS
Vinyl Seat with Operator's
Presence Sensor
Retractable Seat Belt
Cup Holder
Toolbox

**FARMALL 45A
US PRICE LIST**

(Ex Works Port of Entry)
Models

COMMERCIAL MODEL	ENGINE POWER	TRACTION	Weight	List Price
FARMALL 45A TRACTOR	45 HP	2 WD	4,238 LB	\$18,302.00
FARMALL 45A TRACTOR	45 HP	4 WD	4,238 LB	\$25,086.00

Factory Supplied Options

Order Code	Description	Weight	List Price
------------	-------------	--------	------------

TRANSMISSION

TRANSMISSION

SD_T2810 TRANSMISSION

338542	8x8 Transmission		No Charge
--------	------------------	--	-----------

HITCH

HITCH AND DRAWBAR

SD_T8200 HITCH

338546	CAT 1-2 3 point linkage		No Charge
--------	-------------------------	--	-----------

SD_T8900 REAR HITCHES/DRAWBAR

338549	Hitch with flexible links		No Charge
--------	---------------------------	--	-----------

SD_T8961 TPH LINKAGE

338551	Telescopic link stabilizers		No Charge
--------	-----------------------------	--	-----------

HYDRAULICS

SD_T8270 REAR REMOTES

338545	1 single/double w/ kickout		No Charge
--------	----------------------------	--	-----------

**FARMALL 45A
US PRICE LIST**

(Ex Works Port of Entry)

FRONT WHEELS AND TIRES

SD_T4940 FRONT WHEELS AND TIRES

2WD					
	8109701	6.00 x 16 6PR (F2)			No Charge
	8199101	Front Shipping Wheels-2wd			(\$211.00)
MFD					
	8230360	8.3 x 24 6PR (R1)			No Charge
	8299905	Front Shipping Wheels-4WD			(\$317.00)

REAR WHEELS AND TIRES

SD_T4950 REAR WHEELS AND TIRES

2WD					
	8348304	12.4 x 28 6PR (R1)			No Charge
MFD					
	8350304	13.6 x 28 6PR R1			No Charge
2WD / MFD					
	8399905	Shipping Wheels-Rear			(\$528.00)

OTHER EQUIPMENT

SD_T9803 FRENCH OPERATOR MANUAL

	XT9803X	Less French operator manual			No Charge
	338617	French Operator Manual.			No Charge

**FARMALL 55A
US PRICE LIST**

**(Ex Works Port of Entry)
Standard Equipment**

DIESEL ENGINE:

Farmall 55A
55 Engine HP @ 2700
47.5 PTO HP @ 2700
4 Cylinder Turbo Charged
(Tier III) Engine
135.2 cu in (2.2 L) Displacement
13.5 Gallon Fuel Tank
Mechanical Fuel Injection Pump
Electric Engine Shutoff
Hand and Foot Throttle Controls
Thermostart Starting Aid
Air Cleaner with safety element
Under Hood Muffler
Vertical Exhaust
Fuel Sediment Filter
Pivoting Engine Hood (full raise)
SMV Emblem

TRANSMISSION:

11 inch Traction Clutch
8 x 8 Transmission with Left Hand
Shuttle (Gears Synchronized,
Ranges are non-Synchronized)

FRONT AXLE:

Two-wheel Drive (2WD):
Adjustable Front Axle
Adjustable Rear Rims

Four-wheel Drive (4WD):

Mechanical FWD Engagement
Front Drive Shaft Shield
Adjustable Front & Rear Rims

HYDRAULIC SYSTEM:

Hydrostatic Power Steering
Open Center System
1 Lever Controlled Rear Remote Valve
(Self Centering)
Dual Gear Pumps
Total Hydraulic Flow:
16.9 gpm (66 L/M)
Implement Pump:
11.6 gpm (44 L/M)
Steering Pump:
5.3 gpm (20 L/M)

DIFFERENTIAL LOCKS/ BRAKES:

Rear Axle provides In-board Planetary
Rear Lock - Mechanical Engage
Mechanical Wet Brakes
Park Brake - hand engagement

PTO:

11 inch PTO Clutch
Independent, 540 rpm PTO
Single Lever, Mechanical Engagement
Flip-up PTO Shaft Guard

3-POINT LIFT SYSTEM:

Single Lever Position Control
Lift Capacity @ 24" behind ball ends:
Farmall 55A = 2580 lbs. (1170 kg)
Category II Rigid Ends (convertible to
Category I with bushings)
Telescoping Stabilizers
Flexible Link Ends
Flat Swinging Drawbar
Draft Control

INSTRUMENTATION:

Analog Instrument Panel with warning
lights plus engine temperature,
fuel level gauges, tachometer and
digital hour meter

**FARMALL 55A
US PRICE LIST**

**(Ex Works Port of Entry)
Standard Equipment**

ELECTRICAL:

(1) 12-volt, 800 CCA Battery
Alternator = 55 amp
7-pin Outlet for trailer/
implement lighting

LIGHTING:

2 Halogen Front Headlights
Turn Signals, Flashers

WARRANTY:

Case IH Standard Warranty Applies

OPERATOR'S STATION:

Straddle Deck Configuration
2-post Foldable ROPS
Vinyl Seat with Operator's
Presence Sensor
Retractable Seat Belt
Cup Holder
Toolbox

**FARMALL 55A
US PRICE LIST**

(Ex Works Port of Entry)
Models

COMMERCIAL MODEL	ENGINE POWER	TRACTION	Weight	List Price
FARMALL 55A TRACTOR	55 HP	2 WD	4,238 LB	\$19,877.00
FARMALL 55A TRACTOR	55 HP	4 WD	4,238 LB	\$26,831.00

Factory Supplied Options

Order Code	Description	Weight	List Price
------------	-------------	--------	------------

TRANSMISSION

TRANSMISSION

SD_T2810 TRANSMISSION

338542	8x8 Transmission		No Charge
--------	------------------	--	-----------

HITCH

HITCH AND DRAWBAR

SD_T8200 HITCH

338547	Hyd. Lift Ass.		No Charge
--------	----------------	--	-----------

SD_T8900 REAR HITCHES/DRAWBAR

338549	Hitch with flexible links		No Charge
--------	---------------------------	--	-----------

SD_T8961 TPH LINKAGE

338551	Telescopic link stabilizers		No Charge
--------	-----------------------------	--	-----------

HYDRAULICS

SD_T8270 REAR REMOTES

338545	1 single/double w/ kickout		No Charge
--------	----------------------------	--	-----------

**FARMALL 55A
US PRICE LIST**

(Ex Works Port of Entry)

FRONT WHEELS AND TIRES

SD_T4940 FRONT WHEELS AND TIRES

2WD					
		8111304	7.50 x 16, 6PR F2		No Charge
		8199101	Front Shipping Wheels-2wd		(\$211.00)
MFD					
		8231304	9.5 x 24 6PR (R1)		No Charge
		8299905	Front Shipping Wheels-4WD		(\$317.00)

REAR WHEELS AND TIRES

SD_T4950 REAR WHEELS AND TIRES

2WD / MFD					
		8351304	14.9-28 6PR R1		No Charge
		8399905	Shipping Wheels-Rear		(\$528.00)

OTHER EQUIPMENT

SD_T9803 FRENCH OPERATOR MANUAL

		XT9803X	Less French operator manual		No Charge
		338617	French Operator Manual.		No Charge

**FARMALL 65A
US PRICE LIST**

**(Ex Works Port of Entry)
Standard Equipment**

DIESEL ENGINE:

Farmall 65A
65 Engine HP @ 2500
57 PTO hp @ 2500
F5C 4 Cylinder Turbo Charged
(Tier III) Engine
195 in (3.2 L) Displacement
16.4 Gallon Fuel Tank
Mechanical Fuel Injection Pump
Electric Engine Shutoff
Hand and Foot Throttle Controls
Grid Heater Starting Aid
Dual dry element air cleaner
Under Hood Muffler
Vertical Exhaust
Fuel Sediment Filter
Pivoting Engine Hood (full raise)

TRANSMISSION:

11 inch Traction Clutch
8 x 2 Constant Mesh Transmission
3-4 and 7-8 synchronized

STEERING:

Hydrostatic Power Steering
Mechanical Wet Brakes
Park Brake - hand lockup

FRONT AXLE - 2WD:

52° Turning Angle
11° Axle Oscillation
Adjustable Tread Width
from 55.5 in. to 75.2 in.

FRONT AXLE - 4WD:

Limited Slip Front Wheel Axle with
Mechanical FWD Engagement
55° Turning Angle
12° Axle Oscillation
Front Drive Shaft Shield
Manual Adjustable Tread Width
from 60 in. to 76 in.

HYDRAULIC SYSTEM:

Open Center System
1 Lever Controlled Rear Remote Valve
(Self Centered)
Dual Gear Pumps
Implement Pump:
10.8 gpm (41 l/m)
Steering Pump:
8.5 gpm (32 l/m)

DIFFERENTIAL LOCK:

Rear Mechanical Engaged
(foot controlled)
All 2WD and 4WD

PTO:

11 inch PTO Clutch
Independent, 540 rpm PTO
Single Lever, Mechanical Engagement
Flip-up PTO Shaft Guard

3-POINT LIFT SYSTEM:

Single Lever Position Control
Draft Control
2954 lbs. (1340 kg) Lift Capacity (SAE)
Category II Ends (convertible to Cat I)
Telescopic Link Stabilizers and
Flexible link arms

INSTRUMENTATION:

Analog Instrument Panel with warning
lights plus engine temperature,
fuel level gauges, tachometer and
digital hour meter

ELECTRICAL:

(1) 12-volt, 800 CCA Battery
Alternator = 40 amp
7-pin Outlet for trailer/
implement lighting

LIGHTING:

2 Halogen Front Headlights
Turn Signals, Flashers

**FARMALL 65A
US PRICE LIST**

**(Ex Works Port of Entry)
Standard Equipment**

OPERATOR'S STATION:

Straddle Deck Configuration
2-post Foldable ROPS
Vinyl Seat with Operator's
Presence Sensor
Retractable Seat Belt
Cup Holder
Toolbox

MISCELLANEOUS:

Pivoting Engine Hood
Flat Swinging Drawbar
SMV Emblem
Toolbox

WARRANTY:

Case IH Standard Warranty Applies

TIRES:

Farmall 65A:

2WD Wheels/ Tires:

Front - 7.50 x 16, 6 PR (F2)
Rear - 16.9-30 6PR (R1)

4WD Wheels/ Tires:

Front - 11.2 x 24, 6 PR (R1)
Rear - 16.9-30 6PR (R1)

**FARMALL 65A
US PRICE LIST**

(Ex Works Port of Entry)
Models

COMMERCIAL MODEL	ENGINE POWER	TRACTION	Weight	List Price
FARMALL 65A TRACTOR	65 HP	2 WD	4,540 LB	\$22,499.00
FARMALL 65A TRACTOR	65 HP	4 WD	4,540 LB	\$28,556.00

Factory Supplied Options

Order Code	Description	Weight	List Price
------------	-------------	--------	------------

ENGINE

STARTING AID

SD_T1930 ENGINE OPTIONS

331204	Grid Heater		No Charge
--------	-------------	--	-----------

TRANSMISSION

TRANSMISSION

SD_T2810 TRANSMISSION

338593	8F x2R Partially Synchronized For use with 2WD		No Charge
338594	8Fx 2R Partially Synchronized For use with MFD		No Charge

HITCH

HITCH AND DRAWBAR

SD_T8960 3 - POINT LINKAGE-REAR

338596	Hitch w/ Flexible Links		No Charge
--------	-------------------------	--	-----------

SD_T8962 STABILIZER

338598	Telescopic Link Stabilizers		No Charge
--------	-----------------------------	--	-----------

**FARMALL 65A
US PRICE LIST**

(Ex Works Port of Entry)

FRONT WHEELS AND TIRES

SD_T4940 FRONT WHEELS AND TIRES

2WD					
		8111304	7.50 x 16, 6PR F2		No Charge
		8199101	Front Shipping Wheels-2wd Requires rear shipping wheels		(\$211.00)
MFD					
		8232304	11.2 x 24 6PR R1		No Charge
		8299905	Front Shipping Wheels-4WD Requires rear shipping wheels		(\$317.00)

REAR WHEELS AND TIRES

SD_T4950 REAR WHEELS AND TIRES

		8355304	16.9-30 6PR R1		No Charge
		8399905	Shipping Wheels-Rear Requires front shipping wheels		(\$528.00)

**FARMALL 75A
US PRICE LIST**

**(Ex Works Port of Entry)
Standard Equipment**

DIESEL ENGINE:

Farmall 75A
75 Engine HP @ 2500
66 PTO HP @ 2500
F5C 4 Cylinder Turbo Charged
(Tier III) Engine
195 in (3.2 L) Displacement
16.4 Gallon Fuel Tank
Mechanical Fuel Injection Pump
Electric Engine Shutoff
Hand and Foot Throttle Controls
Grid Heater Starting Aid
Dual dry element air cleaner
Under Hood Muffler
Vertical Exhaust
Fuel Sediment Filter
Pivoting Engine Hood (full raise)

TRANSMISSION:

11 inch Traction Clutch
8 x 2 Constant Mesh Transmission
3-4 and 7-8 synchronized

STEERING:

Hydrostatic Power Steering
Mechanical Wet Brakes
Park Brake - hand lockup

FRONT AXLE - 2WD:

52° Turning Angle
11° Axle Oscillation
Adjustable Tread Width
from 55.5 in. to 75.2 in.

FRONT AXLE - 4WD:

Limited Slip Front Wheel Axle with
Mechanical FWD Engagement
55° Turning Angle
12° Axle Oscillation
Front Drive Shaft Shield
Manual Adjustable Tread Width
from 60 in. to 76 in.

HYDRAULIC SYSTEM:

Open Center System
1 Lever Controlled Rear Remote Valve
(Self Centered)
Dual Gear Pumps
Implement Pump:
10.8 gpm (41 l/m)
Steering Pump:
8.5 gpm (32 l/m)

DIFFERENTIAL LOCK:

Rear Mechanical Engaged
(foot controlled)
All 2WD and 4WD

PTO:

11 inch PTO Clutch
Independent, 540 rpm PTO
Single Lever, Mechanical Engagement
Flip-up PTO Shaft Guard

3-POINT LIFT SYSTEM:

Single Lever Position Control
Draft Control
2954 lbs. (1340 kg) Lift Capacity (SAE)
Category II Ends (convertible to Cat I)
Telescopic Link Stabilizers and
Flexible link arms

INSTRUMENTATION:

Analog Instrument Panel with warning
lights plus engine temperature,
fuel level gauges, tachometer and
digital hour meter

ELECTRICAL:

(1) 12-volt, 800 CCA Battery
Alternator = 55 amp
7-pin Outlet for trailer/implement
lighting

LIGHTING:

2 Halogen Front Headlights
Turn Signals, Flashers

**FARMALL 75A
US PRICE LIST**

**(Ex Works Port of Entry)
Standard Equipment**

OPERATOR'S STATION:

Straddle Deck Configuration
2-post Foldable ROPS
Vinyl Seat with Operator's
Presence Sensor
Retractable Seat Belt
Cup Holder
Toolbox

MISCELLANEOUS:

Pivoting Engine Hood
Flat Swinging Drawbar
SMV Emblem
Toolbox

WARRANTY:

Case IH Standard Warranty Applies

TIRES:

Farmall 75A:

2WD Wheels/ Tires:

Front - 7.50 x 16, 6 PR (F2)
Rear - 16.9-30 6PR (R1)

4WD Wheels/ Tires:

Front - 11.2 x 24, 6 PR (R1)
Rear - 16.9-30 6PR (R1)

**FARMALL 75A
US PRICE LIST**

(Ex Works Port of Entry)
Models

COMMERCIAL MODEL	ENGINE POWER	TRACTION	Weight		List Price
FARMALL 75A TRACTOR	75 HP	2 WD	4,540 LB		\$25,970.00
FARMALL 75A TRACTOR	75 HP	4 WD	4,540 LB		\$32,027.00

Factory Supplied Options

Order Code	Description	Weight		List Price
------------	-------------	--------	--	------------

ENGINE

STARTING AID

SD_T1930 ENGINE OPTIONS

	331204	Grid Heater			No Charge
--	--------	-------------	--	--	-----------

TRANSMISSION

TRANSMISSION

SD_T2810 TRANSMISSION

	338593	8F x2R Partially Synchronized For use with 2WD			No Charge
	338594	8Fx 2R Partially Synchronized For use with MFD			No Charge

HITCH

HITCH AND DRAWBAR

SD_T8960 3 - POINT LINKAGE-REAR

	338596	Hitch w/ Flexible Links			No Charge
--	--------	-------------------------	--	--	-----------

SD_T8962 STABILIZER

	338598	Telescopic Link Stabilizers			No Charge
--	--------	-----------------------------	--	--	-----------

**FARMALL 75A
US PRICE LIST**

(Ex Works Port of Entry)

FRONT WHEELS AND TIRES

SD_T4940 FRONT WHEELS AND TIRES

2WD					
		8111304	7.50 x 16, 6PR F2		No Charge
		8199101	Front Shipping Wheels-2wd Requires rear shipping wheels		(\$211.00)
MFD					
		8232304	11.2 x 24 6PR R1		No Charge
		8299905	Front Shipping Wheels-4WD Requires rear shipping wheels		(\$317.00)

REAR WHEELS AND TIRES

SD_T4950 REAR WHEELS AND TIRES

		8355304	16.9-30 6PR R1		No Charge
		8399905	Shipping Wheels-Rear Requires front shipping wheels		(\$528.00)

L530/L540 LOADERS
US PRICE LIST

(Ex Works Telford, TN)
Standard Equipment

MODEL COMPATIBILITY:

Model L530 Tractor Mounted Farm
Loader - For installation on the
Farmall 45A/55A

Model L540 Tractor Mounted Farm
Loader - For installation on the
Farmall 65A/75A or 75N, 95N & 105N

STANDARD EQUIPMENT:

Bucket Level Indicator

WARRANTY:

Case IH Standard Warranty Applies

ORDER CONFIGURATIONS:

Base loader orders (NON-Fast Pick)
must be ordered with the following
components to be complete:

- Mounting Kit
- Hydraulic Joystick/Valve Package
- Bucket

Order for a complete FAST PICK

Loader includes the following:

- Mounting Kit
- Hydraulic Joystick/Valve Package
- 72" QA standard bucket
- Skid Steer Style

(Note: FAST PICK loaders are not
available for Farmall N tractors)

SPECIFICATIONS:

For L530 Loader with
Farmall 45A/55A

Loader specifications may vary with
tractor model, hydraulic system,
tire size, etc.

Maximum lift Height:

111 in. (2820 mm)

Dump Clearance:

82 in. (2090 mm)

Digging depth:

4 in. (110 mm)

Lift Capacity to max height

at pivot pin:

2624 lb (1190 kg)

Lift Capacity to 59 in. (1.5 m)

at pivot pin:

3461 lb (1570 kg)

Breakout Force at pivot point:

4299 lb (1950 kg)

Reach @ maximum lift:

43 in. (1100 mm)

Bucket Rollback: 23°

Bucket Dump Angle: 43°

L530/L540 LOADERS
US PRICE LIST

(Ex Works Telford, TN)
Standard Equipment

SPECIFICATIONS:

For L540 Loader with
Farmall 65A/75A

Loader specifications may vary with
tractor model, hydraulic system,
tire size, etc.

Maximum lift Height:

126 in. (3190 mm)

Dump Clearance:

99 in. (2510 mm)

Digging depth:

4 in. (100 mm)

Lift Capacity to max height

at pivot pin:

3250 lb (1474 kg)

Lift Capacity to 59 in. (1.5 m)

at pivot pin:

3450 lb (1606 kg)

Breakout Force at pivot point:

4670 lb (2118 kg)

Reach @ maximum lift:

34 in. (860 mm)

Bucket Rollback: 24°

Bucket Dump Angle: 37°

SPECIFICATIONS:

For L540 Loader with
Farmall 75N, 95N & 105N

Loader specifications may vary with
tractor model, hydraulic system,
tire size, etc.

(specifications to be determined)

L530/L540 LOADERS
US PRICE LIST

(Ex Works Telford, TN)

Models

COMMERCIAL MODEL	VERSION	Weight	List Price
L530 LOADER	Standard	1,350 LB	\$3,417.00
L530 LOADER	Fast Pick	1,350 LB	\$6,828.00
L540 LOADER	Standard	1,300 LB	\$4,054.00
L540 LOADER	Fast Pick	1,300 LB	\$7,465.00

Factory Supplied Options

Order Code	Description	Weight	List Price
------------	-------------	--------	------------

MOUNTING BRACKETS

SD_39016 MOUNTING KITS

X39016X	No Mounting Kit		No Charge
730420	Mounting Kit Mounting brackets for Farmall 65A/75A		\$1,540.00

SD_N5802 REAR BRACKETS

XN5802X	No Rear Mounting Brackets		No Charge
424994	Rear Mounting Brackets Mounting brackets for Farmall 75N, 95N & 105N		\$1,540.00

HYDRAULICS

SD_20005 2 RMT MID VALVE

X20005X	No selection		No Charge
424993	MMV 2 function with joystick Valve and joystick for Farmall 75N, 95N & 105N		\$1,045.00

SD_20007 2 & 3 FUNCTION HYDRAULIC KITS

X20007X	No Loader mount valve		No Charge
730424	2 Spool Single Lever Valve. Valve and joystick for Farmall 65A/75A		\$1,045.00

**L530/L540 LOADERS
US PRICE LIST**

(Ex Works Telford, TN)

LOADER BUCKETS AND ATTACHMENTS

SD K5230 BUCKET

	XK5230X	No Bucket			No Charge
	730417	84" Std Material Bucket Q/A Skid Steer Style QA 0.59 yd³ struck capacity, 0.71 yd³ heaped capacity For L540 Standard only			\$961.00

SD N5242 72 INCH MATERIAL BUCKET

	XN5242X	No 72 Inch Material Bucket			No Charge
	715727	72 in. Material Q/A Skid Steer Style QA 0.51 yd³ struck capacity, 0.61 yd³ heaped capacity			\$825.00

OTHER EQUIPMENT - LOA

SD 39006 GRILL GUARDS

	X39006X	No Grill Guards			No Charge
	715824	Grill Guards For Farmall 65A/75A			\$122.00

SD N5343 BALE FRK WITH BACK STOP

	XN5343X	No Bale Fork w Back Stop			No Charge
	730842	Bale Fork w Back Stop			\$1,101.00

L530/L540 LOADERS
US PRICE LIST

(Ex Works Telford, TN)

Factory Supplied Attachments

Order Code	Description	Weight		List Price
------------	-------------	--------	--	------------

Mounting Kits

424994006	FARMALL N 1 PC Subframe For Farmall 75N, 95N and 105N	502 KG		\$1,540.00
-----------	--	--------	--	------------

Hydraulic Kits

424993006	FARMALL N 2 Function MMV and Joystick Valve and joystick for Farmall 75N, 95N & 105N	75 KG		\$1,045.00
-----------	---	-------	--	------------

Grill Guards

715824116	Grill Guards For Farmall 45A/55A with L530 loader	35 KG		\$122.00
715824126	Grill Guards For Farmall 65A/75A with L540 loader	37 KG		\$122.00

Buckets

715727026	72" Utility Bucket 0.51yd ³ struck capacity, 0.61yd ³ heaped capacity	476 KG		\$825.00
730417006	84" Utility Bucket 0.59yd ³ struck capacity, 0.71yd ³ heaped capacity	310 KG		\$961.00

Additional Equipment

730405006	Square Bale Fork - 55" (2 long tines) CORE SSL Style - Big Bale Fork 55" (2 long tines).	169 KG		\$1,293.00
715106026	Bale spike CORE SSL Style - Bale Spike (one long tine and one short tine maintains bale control)	132 KG		\$994.00
715100046	47" Pallet Fork - 5,500 lb CORE SSL Style - Pallet Fork 47" fork, 55" wide 5,500 lb capacity	375 KG		\$2,187.00
730842006	Bale Fork with Back Stop SSL	198 KG		\$1,101.00

PARTS DIVISION SUPPLIED ACCESSORIES FOR FARMALL A SERIES TRACTORS (October 2013)

Part #	Description	Farmall 45A	Farmall 55A	Farmall 65A	Farmall 75A
718852006	Deluxe Arm Rest Kit	X	X	X	X
719820046	Draft Control Kit			X	X
710072006	Horn Kit	X	X	X	X
710225290	Front End Weight Bracket (requires qty 4 #87583128 Capscrew M16-1.50x65 & qty 4 #11194279 washers)	X	X	X	X (2WD)
710225290	Front End Weight Bracket (requires qty 2 #87583135 Spacer and qty 4 #87583136 capscrew M16-1.5x65)				X (4WD)
710226420	88 lb. Weights (set of 6)	X	X	X	X
710471006	Rear Wheel Weights (set of 4, 100lbs. each, weight & hardware)	X	X	X	X
710472006	Rear Wheel Weights (set of 6, 100lbs. each, weight & hardware)			X	X
86590117	Engine Coolant Heater	X	X		
87717682	Engine Coolant Heater			X	X
	Remote Valves - Farmall 45A/55A				
84161439	Rear Remote Valve - Self Centering	X	X		
719279012	Position No. 2 Valve Completing Kit	X	X		
	Remote Valves - Farmall 65A/75A (Serial #1136916 and above)				
719279022	Rear remote Kit (includes valve)			X	X
	Remote Valves - Farmall 65A/75A (Serial #'s below #1136916)				
	Directions on ordering:				
719935026	1) Order Position No. 2 Valve Completing Kit			X	X
5154667	2) Order Rear Remote Valve - self centering			X	X
5152878	3) Order Float & Detented Valve			X	X
5154665	4) Order Pivot Bracket (needed with #5152878)			X	X
SP1229985DS	Rear Worklight - ROPS mounted (requires harness extension #87394104)	X	X	X	X
87394104	Harness Extension (required to mount rear worklight)	X	X	X	X
718857096	FOPS Canopy; ROPS Mounted	X	X		
718857086	FOPS Canopy; ROPS Mounted			X	X
82824624	Locking Vented Fuel Cap	X	X	X	X
FFB3A35R	Sunshade Canopy - Red (ship direct from supplier)	X	X	X	X
FFB3A35W	Sunshade Canopy - White (ship direct from supplier)	X	X	X	X
47136710	Toolbox and cup holder (requires 47126937)	X	X	X	X
47126937	Toolbox grab handle and hardware (requires 47136710)	X	X	X	X
For the following items contact DMC @ (262) 636-7540 or online through Dealer Portal					
87473185	French Canadian Operator's Manual & Decal Set	X	X		
87473186	Spanish Operator's Manual	X	X		
87473189	French Canadian Operator's Manual & Decal Set			X	X
87473190	Spanish Operator's Manual			X	X



PURCHASED PROTECTION

Pricing and program details can be found on the Dealer Portal or by contacting the CPP hotline @ 1-866-606-1802. Not all models are eligible for CPP.

AGRICULTURAL EQUIPMENT

U.S. PRICE LIST

YIELD-TILL SYSTEM

PL-100 DT REVISION 20

SAP PRICE LIST 019 CH

EFFECTIVE NOVEMBER 7, 2013

THIS IS A COMPLETE REVISION

This price list is intended for dealers with the Yield-Till system (DT) contract only.

This Complete Revision includes new or revised information and replaces all prior revisions.

The prices included in this revision supersede any prices established prior to the effective date shown unless specifically identified in a price bulletin as superseding this price list.

Copyright 2013 By

CNH America LLC



GENERAL INFORMATION

ADVANCE FREIGHT

Advance freight will be added to the machinery invoice as a separate net charge for machinery shipped from field locations or from other than specified Ex Works locations.

PRICES

Prices are Ex Works factory, where the goods are manufactured, except where noted. For detailed information concerning prices, please refer to your OPERATING GUIDE.

CONTENTS OF ORGANIZATION

CNH America LLC issues price lists and revisions covering each Case IH contract. The U.S. Price List is published in U.S. funds and the Canadian Price List is published in Canadian funds. Ensure that you are using the correct price list. U.S. or Canada is referenced at the top of each page and the Canadian price lists have a Maple Leaf on the price list cover page.

Freight, duty and sales taxes are NOT included in any wholegoods or attachment prices shown in the price list. Any appropriate freight, duty, Federal, State, and Provincial taxes will be added to the machinery invoice as separate net charges.

PROCEDURE

The price pages for each machine (or group of machines) lists both "Factory Supplied Options" and/or "Factory Supplied Attachments."

Each price list is comprised of the various machines sold under that contract. Each price book section has "Factory Supplied Options" and/or "Factory Supplied Attachments" price pages. When ordering and pricing a machine follow the ordering instructions listed for that machine. Attachments listed following the "Factory Supplied Attachments" heading are available for installation in the field.



GENERAL INFORMATION

DISTRIBUTION OF PRICE LISTS

Price lists and periodic price list revisions will be posted on the Dealer Portal, and distributed electronically when possible.

Printed copies of current price lists, index tabs and binders can be purchased from the Document Management Center (DMC). Orders should be placed only through the DMC web site link located on the Dealer Portal.

Document Management Center (DMC)
2205 Durand Avenue
Racine, WI 53403

DMC customer service:
(for inquiries - not to place orders)
(262)636-7540
Internal E-mail: #NA DMC ORDER CENTER

Complete U.S. Price List is PL-100
Complete Canadian Price List is PLC-100

Periodic price list revisions are usually accompanied by a cover sheet which carries instructions on price page changes and where to insert replacement or new price pages. The revisions are dated and are effective as of that date.



YIELD - TILL SYSTEM TABLE OF CONTENTS

YIELD - TILL

Ecolo-Tiger® 527B	
Standard Features	1
Price List	2
Factory Supplied Attachments	4
Ecolo-Tiger® 530C and 730C	
Standard Features	5
Price List	6
Factory Supplied Attachments	10
Ecolo-Tiger® 875	
Standard Features	11
Price List	12
Factory Supplied Attachments	15
Ecolo-Til® 2500	
Standard Features	17
Price List	18
Factory Supplied Attachments	23
ecolo-til® 2500 Configuration Chart	27
ecolo-til® 2500 Application Chart	28

**ECOLO-TIGER® 527B
US PRICE LIST**

**(Ex Works Goodfield, IL)
Standard Equipment**

HITCH SYSTEM:

Combination single and double clevis
Parking jack
Swinging hose stand

FRAME:

4 in./102 mm x 8 in./203 mm hitch
frame
4 in./102 mm x 6 in./152 mm
mainframe

DISKS:

Front mounted disks on double rank;
20 in. disks indexed to create
7-1/2 in. spacing

SHANKS AND POINTS:

Choose from spring reset shank
mounts or shear bolt shank mounts
1-1/4 in. x 3 in. Main Parabolic (SR12)
shanks
2 in. straight points with the option to
choose from a variety of tiger points
providing excellent soil tilth through
unique lift, twist and roll action

REAR DISK LEVELER:

18 in. diameter blades indexed to main
shanks fill soil in over shank path
Hydraulic control depth from tractor cab
with mechanical depth stops
Triple V seals in hubs

WHEELS AND TIRES:

12.5L x 15, 10PR Tubeless tires
6-Bolt hubs and welded spindles

**HYDRAULICS AND TRANSPORT
SYSTEM:**

3000 PSI hydraulics with ISO couplers
on hoses
ASAE Highway transport chain
SMV emblem and reflectors
ASAE Warning and taillights with a
7-pin connector

TRANSPORT AND WORKING WIDTH:

Transport Width:
Standard - 14 ft. (3.66 m)
Working Width:
Standard - 11 ft. 3 in. (3.43 m)
(27" Spacing)
Adjustable - 10 ft. - 12 ft. 6 in.
(3.0 - 3.81 m)
(24" or 30" Spacing)

Requirements for Operation:

Vary with soil conditions
163 - 221 Engine horsepower
Recommended operating speed:
4.5 to 6 mph
Minimum required tractor hydraulic
pressure: 2000 PSI

**ECOLO-TIGER® 527B
US PRICE LIST**

(Ex Works Goodfield, IL)

Models

COMMERCIAL MODEL	SHANK MOUNT	Weight	List Price
ECOLO-TIGER 527B	Shear Bolt	8,000 LB	\$29,758.00
ECOLO-TIGER 527B	Spring Reset Shank SR12	8,000 LB	\$32,218.00

Factory Supplied Options

Order Code	Description	Weight	List Price
------------	-------------	--------	------------

SHANKS

SD_P5307 TRIPS LEAD SHANKS

789542	Parabolic shanks		No Charge
789543	MRD shanks Minimum residue disturbance		\$989.00
789544	No-Till shanks w/holder		\$253.00

SHANK POINTS

SD_P5305 POINTS FOR MAIN SHANKS

789546	2 in. straight points		No Charge
789549	7 in replaceable tip tiger pts		\$301.00
789548	7 in. standard tiger points		\$47.00
789550	8 in. No-Till point		\$231.00

FRONT MOUNTED DISKS

SD_P5301 FRONT MOUNT DISKS OR COULTERS

789538	Front mounted disks on double rank - rigid mount 20 in. disks indexed to create 7.5 in. centers		No Charge
424323	Front mounted coulters 24 in spring coulters, manually adjusted centers		(\$2,628.00)

**ECOLO-TIGER® 527B
US PRICE LIST**

(Ex Works Goodfield, IL)

TIRES AND WHEELS

SD_16066 WHEELS AND TIRES

	789507	Tubeless tires 12.5L x 15, 10PR			No Charge
	789508	Tube type tires			\$115.00

REAR DISK LEVELER

SD_P6701 DISK LEVELER

	789551	Rear disk leveler Hydraulically adjustable			No Charge
	XP6701X	No disk leveler			(\$6,020.00)

OPERATOR'S MANUAL

SD_47122 OPERATOR'S MANUAL

	789513	North American English			No Charge
	789514	North American French			No Charge

**ECOLO-TIGER® 527B
US PRICE LIST**

(Ex Works Goodfield, IL)

Factory Supplied Attachments

Order Code	Description	Weight		List Price
------------	-------------	--------	--	------------

Attachment

	W6915270	Hydraulically adjustable rear disk leveler			\$6,020.00
--	----------	--	--	--	------------

Coverboard Attachment

	84123069	4 in. (10 cm) for parabolic shanks (5)	60 LB		\$173.00
--	----------	--	-------	--	----------

**ECOLO-TIGER® 530C/730C
US PRICE LIST**

(Ex Works Goodfield, IL)

Standard Equipment

HITCH SYSTEM:

Combination single and double clevis
Parking jack
Swinging hose stand reduces hydraulic
hose pinching and provides storage
for electrical connectors

FRAME:

4 in. (102 mm) x 8 in. (203 mm)
Hitch frame
6 in. (152 mm) x 8 in. (203 mm)
Mainframe
730C has folding rear disk frame
and disk leveler

SHANKS AND POINTS:

Choose from auto reset shank mounts
or shear bolt shank mounts
1-1/2 in. x 6 in. Main Parabolic shanks
Choose from a variety of tiger points
providing excellent soil tilth through
unique lift, twist and roll action

DISKS:

Front cushion-mounted disks on
double rank X-frame with heavy-duty
C-hangers
24 in. shallow-concavity crimped-center
earth metal blades for more
penetration and longer life
Blades are indexed to create
7-1/2 in. spacing

REAR DISK LEVELER:

18 in. diameter blades indexed to main
shanks fill soil in over shank path
Hydraulic control depth from tractor cab
with mechanical depth stops
Triple V seals in hubs

WHEELS AND TIRES:

16.5L x 16.1 14PR Tubeless tires on
530C
16.5L x 16.1 FI (load range E) Tubeless
tires on 730C
Increased capacity 8-Bolt replaceable
hubs and spindles

HYDRAULICS AND TRANSPORT

SYSTEM:

3000 PSI hydraulics with ISO couplers
on hoses
ASAE Highway transport chain
SMV emblem and reflectors
ASAE Warning and taillights with a
7-pin connector

TRANSPORT AND WORKING WIDTH:

530C:
Transport width - 14 ft. 8 in. (4.47 m)
Working width - 12 ft. 6 in. (3.8 m)
730C:
Transport width - 16 ft. 5 in. (5.0 m)
Working width - 17 ft. 6 in. (3.8 m)

Requirements for Operation:

OPERATING GUIDELINES:

Vary with soil conditions

204 - 279 Engine horsepower on 530C
285 - 390 Engine horsepower on 730C

Recommended operating speed:

4.5 to 6 mph

Minimum required tractor hydraulic
pressure: 2000 PSI

**ECOLO-TIGER® 530C/730C
US PRICE LIST**

(Ex Works Goodfield, IL)

Models

COMMERCIAL MODEL	WORKING WIDTH	SHANK MOUNT	Weight	List Price
ECOLO-TIGER 530C	12.5 ft.	MRD shanks -Auto Reset	10,000 LB	\$45,039.00
ECOLO-TIGER 530C	12.5 ft.	MRD shanks-Shear Bolt	10,000 LB	\$41,399.00
ECOLO-TIGER 530C	12.5 ft.	Parabolic Shanks-Auto Reset	10,000 LB	\$44,359.00
ECOLO-TIGER 530C	12.5 ft.	Parabolic Shanks-Shear Bolt	10,000 LB	\$40,799.00
ECOLO-TIGER 730C	17.5 ft.	MRD shanks -Auto Reset	15,000 LB	\$62,135.00
ECOLO-TIGER 730C	17.5 ft.	MRD shanks-Shear Bolt	15,000 LB	\$58,082.00
ECOLO-TIGER 730C	17.5 ft.	Parabolic Shanks-Auto Reset	15,000 LB	\$61,309.00
ECOLO-TIGER 730C	17.5 ft.	Parabolic Shanks-Shear Bolt	15,000 LB	\$57,374.00

Factory Supplied Options

Order Code	Description	Weight	List Price
------------	-------------	--------	------------

SHANK POINTS

SD_P5303 SWEEPS OR POINTS

		XP5303X	No selection		No Charge
		789568	2 in. straight point For lead shanks		
			if WORKING WIDTH is 12.5 ft.		\$302.00
			if WORKING WIDTH is 17.5 ft.		\$455.00
		789570	7 in. standard tiger point For lead shanks		
			if WORKING WIDTH is 12.5 ft.		\$340.00
			if WORKING WIDTH is 17.5 ft.		\$511.00
		789571	7 in. replaceable tiger point For lead shanks		
			if WORKING WIDTH is 12.5 ft.		\$544.00
			if WORKING WIDTH is 17.5 ft.		\$817.00

SD_P5305 POINTS FOR MAIN SHANKS

		789546	2 in. straight points		No Charge
		789548	7 in. standard tiger points		
			if SHANK MOUNT is Parabolic Shanks-Auto Reset and WORKING WIDTH is 12.5 ft.		\$42.00
			if SHANK MOUNT is Parabolic Shanks-Shear Bolt and WORKING WIDTH is 12.5 ft.		\$42.00

**ECOLO-TIGER® 530C/730C
US PRICE LIST**

(Ex Works Goodfield, IL)

		if SHANK MOUNT is MRD shanks-Shear Bolt and WORKING WIDTH is 12.5 ft.		\$47.00
		if SHANK MOUNT is MRD shanks -Auto Reset and WORKING WIDTH is 12.5 ft.		\$47.00
		if SHANK MOUNT is Parabolic Shanks-Shear Bolt and WORKING WIDTH is 17.5 ft.		\$58.00
		if SHANK MOUNT is Parabolic Shanks-Auto Reset and WORKING WIDTH is 17.5 ft.		\$58.00
		if SHANK MOUNT is MRD shanks-Shear Bolt and WORKING WIDTH is 17.5 ft.		\$67.00
		if SHANK MOUNT is MRD shanks -Auto Reset and WORKING WIDTH is 17.5 ft.		\$67.00
	789549	7 in replaceable tip tiger pts		
		if SHANK MOUNT is MRD shanks -Auto Reset and WORKING WIDTH is 12.5 ft.		\$301.00
		if SHANK MOUNT is MRD shanks-Shear Bolt and WORKING WIDTH is 12.5 ft.		\$301.00
		if SHANK MOUNT is MRD shanks -Auto Reset and WORKING WIDTH is 17.5 ft.		\$421.00
		if SHANK MOUNT is MRD shanks-Shear Bolt and WORKING WIDTH is 17.5 ft.		\$421.00
	789603	10 in. standard tiger point		
		if SHANK MOUNT is Parabolic Shanks-Auto Reset and WORKING WIDTH is 12.5 ft.		\$202.00
		if SHANK MOUNT is Parabolic Shanks-Shear Bolt and WORKING WIDTH is 12.5 ft.		\$202.00
		if SHANK MOUNT is Parabolic Shanks-Auto Reset and WORKING WIDTH is 17.5 ft.		\$282.00
		if SHANK MOUNT is Parabolic Shanks-Shear Bolt and WORKING WIDTH is 17.5 ft.		\$282.00
	789563	10 in. replaceable tip		
		if SHANK MOUNT is Parabolic Shanks-Auto Reset and WORKING WIDTH is 12.5 ft.		\$656.00
		if SHANK MOUNT is Parabolic Shanks-Shear Bolt and WORKING WIDTH is 12.5 ft.		\$656.00
		if SHANK MOUNT is Parabolic Shanks-Shear Bolt and WORKING WIDTH is 17.5 ft.		\$920.00
		if SHANK MOUNT is Parabolic Shanks-Auto Reset and WORKING WIDTH is 17.5 ft.		\$920.00

SD_P5307 TRIPS LEAD SHANKS

	XP5307X	No selection		No Charge
	789567	Lead shanks		
		if WORKING WIDTH is 12.5 ft.		\$3,515.00
		if WORKING WIDTH is 17.5 ft.		\$5,018.00

**ECOLO-TIGER® 530C/730C
US PRICE LIST**

(Ex Works Goodfield, IL)

FRONT MOUNTED DISKS

SD_P5301 FRONT MOUNT DISKS OR COULTERS

	789566	Front mounted disks - cushion Individual 24 in. for 530C and 730C			No Charge
	789565	Front mounted disks - rigid Individual 22 in.			
		if WORKING WIDTH is 12.5 ft.			(\$2,046.00)
		if WORKING WIDTH is 17.5 ft.			(\$3,103.00)

TIRES AND WHEELS

SD_16066 WHEELS AND TIRES

For 530C					
	424750	16.5L x 16.1 14PR, tubeless For 530C			No Charge
	424751	16.5L x 16.1 14PR, with tube For 530C			\$353.00
For 730C					
	424752	16.5L x 16.1 FI LR=E,tubeless For 730C			No Charge
	424753	16.5Lx 16.1 FI LR=E,with tubes For 730C			\$353.00
For 530C and 730C					
	424203	425/65Rx22.5 Truck Tires For 530C and 730C			\$1,839.00

REAR DISK LEVELER

SD_P6701 DISK LEVELER

	789551	Rear disk leveler Hydraulically adjustable for 530C and 730C			No Charge
--	--------	--	--	--	-----------

OPERATOR'S MANUAL

SD_47122 OPERATOR'S MANUAL

	789513	North American English			No Charge
	789514	North American French			No Charge

**ECOLO-TIGER® 530C/730C
US PRICE LIST**

(Ex Works Goodfield, IL)

OTHER EQUIPMENT

SD 41039 HITCH

	X41039X	No hitch			No Charge
	789501	Rear hitch assembly			
		if WORKING WIDTH is 12.5 ft.			\$1,936.00
		if WORKING WIDTH is 17.5 ft.			\$2,160.00

**ECOLO-TIGER® 530C/730C
US PRICE LIST**

(Ex Works Goodfield, IL)

Factory Supplied Attachments

Order Code	Description	Weight	List Price
------------	-------------	--------	------------

For 530C

	779500138 Rear hitch for 530C (requires rear disk leveler)	470 LB	\$2,213.00
	779509128 4 Lead shanks for 530C	1,063 LB	\$3,515.00
	779555008 Covering Board, 4 in. main parabolic shank (5)	1 LB	\$184.00
	779556008 Covering Board, 6 in. main main parabolic shank (5)	41 LB	\$204.00
	779557008 Covering Board, 8 in. main parabolic shank (5)	70 LB	\$239.00
	87578667 Disk Leveler, 5-Shank Hydraulically adjustable rear disk leveler for 530C	1,076 LB	\$6,820.00

For 730C

	779500148 Rear hitch for 730C (requires rear disk leveler)	575 LB	\$2,468.00
	779509138 6 Lead shanks for 730C	1,496 LB	\$5,018.00
	779555018 4 In Coverboard - 7 Main parabolic shank (7)	7 LB	\$257.00
	779556018 Covering Board, 6 in. main parabolic shank (7)		\$287.00
	779557018 Covering Board, 8 in. main parabolic shank (7)	606 LB	\$337.00
	87578682 Hydraulically adjustable rear disk leveler for 730C		\$9,328.00
	779548028 Mud scraper kit, transport tires	150 LB	\$217.00

**ECOLO-TIGER® 875
US PRICE LIST**

(Ex Works Goodfield, IL)

Standard Equipment

HITCH SYSTEM:

Power pin clevis: Cat IV (7 & 9 shank),
Cat V (11 & 13 shank)
Parking jack
Swinging hose stand

FRAME:

Main Frame: 6 x 6 in. (152 x 203 mm)
hi-strength heavy wall tubing
Clearance: 36-1/2 in. (927 mm) from
underside of frame to shank tip

DISKS ON DOUBLE RANK X-FRAME

WITH SPRING C-HANGER:

Front mounted 24 in. dia individual disks
on 15 in. centers
Optional 26 in. dia. gang disks on
12 in. centers with bearing shield

SHANKS AND POINTS:

Choose from shear bolt shank mount or
Maintenance-free SR13 Spring Reset
1-1/4 in. x 4 in. Main Parabolic shanks
2 in. straight points with the option to
choose from 7 in. tiger points for
excellent soil tilth through unique lift,
twist and roll action
Wear Shins or 4 in. coverboards are
optional

DEPTH CONTROL:

Single point hydraulic depth control
Now Standard

REAR DISK LEVELER:

18 in. blades on cast mounting arm
standard all sizes

Optional rear attachment

(in addition to disk levelers)

- 5-bar HD spike harrow
- 3-bar HD coil tine harrow
- Double edge mounted reel
- Double edge mtd reel w/hydr control

WHEELS AND TIRES:

14 ft. & 18 Ft.
Two Recapped Truck Tires
425/65R x 22.5 LR=L tubeless
22 ft. & 26 ft.
Four Walking Tandem
16.5L x 16.1 FI LR=E with tubes

HYDRAULICS AND TRANSPORT

SYSTEM:

3000 PSI hydraulics with ISO couplers
on hoses
ASAE Highway transport chain
SMV emblem and reflectors
ASAE LED Warning and taillights with a
7-pin connector
Disk frame check valve

TRANSPORT AND WORKING WIDTH:

Transport Width:

7 Shank - 16 ft. 4 in. (4.98 m)
9 Shank - 16 ft. 10 in. (5.13 m)
11 Shank - 18 ft. 1 in. (5.51 m)
13 Shank - 18 ft. 7 in. (5.66 m)

Working Width:

7 Shank - 14 ft. (4.27 m)
9 Shank - 18 ft. (5.49 m)
11 Shank - 22 ft. (6.71 m)
13 Shank - 26 ft. (7.92 m)

Requirements for Operation:

Engine hp: (vary with soil conditions)

7 Shank 280 - 420
9 Shank 360 - 520
11 Shank 440 - 620
13 Shank 520 & up

Recommended operating speed:

5 to 7 mph

Minimum required tractor:

Hydraulic pressure - 2200 PSI
Hydraulic outlet - up to 5 sets for
18-26 ft. width when equipped with
hydraulic basket

**ECOLO-TIGER® 875
US PRICE LIST**

(Ex Works Goodfield, IL)

Models

COMMERCIAL MODEL	WORKING WIDTH	SHANK MOUNT	Weight	List Price
ECOLO-TIGER 875	14 ft.	Parabolic Shank-Spring Reset		\$55,650.00
ECOLO-TIGER 875	14 ft.	Parabolic Shanks-Shear Bolt		\$51,230.00
ECOLO-TIGER 875	18 ft.	Parabolic Shank-Spring Reset		\$68,200.00
ECOLO-TIGER 875	18 ft.	Parabolic Shanks-Shear Bolt		\$61,920.00
ECOLO-TIGER 875	22 ft.	Parabolic Shank-Spring Reset		\$89,770.00
ECOLO-TIGER 875	22 ft.	Parabolic Shanks-Shear Bolt		\$82,090.00
ECOLO-TIGER 875	26 ft.	Parabolic Shank-Spring Reset		\$105,820.00
ECOLO-TIGER 875	26 ft.	Parabolic Shanks-Shear Bolt		\$96,750.00

Factory Supplied Options

Order Code	Description	Weight	List Price
------------	-------------	--------	------------

SHANK POINTS

SD_P5305 POINTS FOR MAIN SHANKS

789546	2 in. straight points		No Charge
789548	7 in. standard tiger points		
	if WORKING WIDTH is 14 ft.		\$67.00
	if WORKING WIDTH is 18 ft.		\$87.00
	if WORKING WIDTH is 22 ft.		\$107.00
	if WORKING WIDTH is 26 ft.		\$124.00
789549	7 in replaceable tip tiger pts (Recommended for Rocky Conditions)		
	if WORKING WIDTH is 14 ft.		\$430.00
	if WORKING WIDTH is 18 ft.		\$510.00
	if WORKING WIDTH is 22 ft.		\$676.00
	if WORKING WIDTH is 26 ft.		\$800.00

FRONT MOUNTED DISKS

SD_P5301 FRONT MOUNT DISKS OR COULTERS

424367	Individual cushion disk 15 in. spacings -24 in. blades		No Charge
--------	--	--	-----------

**ECOLO-TIGER® 875
US PRICE LIST**

(Ex Works Goodfield, IL)

	424368	Gang cushion trunnion disk 12 in. spacings - 26 in. blades			
		if WORKING WIDTH is 14 ft.			\$3,348.00
		if WORKING WIDTH is 18 ft.			\$4,992.00
		if WORKING WIDTH is 22 ft.			\$6,585.00
		if WORKING WIDTH is 26 ft.			\$7,782.00

TIRES AND WHEELS

SD_16066 WHEELS AND TIRES

14 ft. and 18 ft.					
	424203	425/65Rx22.5 Truck Tires Recapped (singles)			No Charge
22 ft. and 26 ft.					
	424753	16.5Lx 16.1 FI LR=E,with tubes Walking Tandem			No Charge

REAR DISK LEVELER

SD_P6701 DISK LEVELER

	424885	Rear Leveler Note: Machines ordered with Disk Leveler Only cannot be field converted to add a Harrow or Reel.			No Charge
	451188	Rear disk leveler w/spike hrw Rear disk leveler with spike harrow			
		if WORKING WIDTH is 14 ft.			\$5,877.00
		if WORKING WIDTH is 18 ft.			\$9,528.00
		if WORKING WIDTH is 22 ft.			\$11,514.00
		if WORKING WIDTH is 26 ft.			\$13,416.00
	451213	Disk Lvl w/HD coil tine harrow Disk leveler with heavy-duty coil tine harrow			
		if WORKING WIDTH is 14 ft.			\$7,781.00
		if WORKING WIDTH is 18 ft.			\$12,006.00
		if WORKING WIDTH is 22 ft.			\$14,070.00
		if WORKING WIDTH is 26 ft.			\$16,275.00
	424366	Rear disk leveler w/mtd reel Rear disk leveler with mounted reel			
		if WORKING WIDTH is 14 ft.			\$8,184.00
		if WORKING WIDTH is 18 ft.			\$13,301.00
		if WORKING WIDTH is 22 ft.			\$15,725.00
		if WORKING WIDTH is 26 ft.			\$18,583.00
	451214	Dsklv w/DbI edge reel w/hydcyl Disk leveler with double edge reel with hydraulic control			
		if WORKING WIDTH is 14 ft.			\$10,083.00
		if WORKING WIDTH is 18 ft.			\$15,648.00

**ECOLO-TIGER® 875
US PRICE LIST**

(Ex Works Goodfield, IL)

		if WORKING WIDTH is 22 ft.			\$18,545.00
		if WORKING WIDTH is 26 ft.			\$21,872.00

OPERATOR'S MANUAL

SD_47122 OPERATOR'S MANUAL

	789513	North American English			No Charge
	789514	North American French			No Charge

OTHER EQUIPMENT

SD_50112 SHIN WITH HARDWARE

	X50112X	No Shin with hardware			No Charge
	424204	Shins with hardware			
		if WORKING WIDTH is 14 ft.			\$473.00
		if WORKING WIDTH is 18 ft.			\$608.00
		if WORKING WIDTH is 22 ft.			\$742.00
		if WORKING WIDTH is 26 ft.			\$878.00

SD_50120 COVERING BOARD

	X50120X	No covering board			No Charge
	424369	Coverboards-4 in. Cannot be used with shank shin			
		if WORKING WIDTH is 14 ft.			\$262.00
		if WORKING WIDTH is 18 ft.			\$338.00
		if WORKING WIDTH is 22 ft.			\$413.00
		if WORKING WIDTH is 26 ft.			\$488.00

**ECOLO-TIGER® 875
US PRICE LIST**

(Ex Works Goodfield, IL)

Factory Supplied Attachments

Order Code	Description	Weight	List Price
236878A1	Hydra-Grip connector (red), pair	2 LB	\$38.00
236879A1	Hydra-Grip Connector (black), pair	2 LB	\$38.00
236880A1	Package, Hydra-Grips (gray)	2 LB	\$38.00
84399324	Hitch, Casting, Catagory 4	35 LB	\$242.00
84399325	Hitch, Casting, Catagory 5	51 LB	\$343.00

**ECOLO-TIL® 2500
US PRICE LIST**

**(Ex Works Goodfield, IL)
Standard Equipment**

A & B MAINFRAMES:

The A Mainframe is 99 in. wide
The B Mainframe is 133 in. wide
Double bar 4 in. x 6 in. tubing,
20 in. rank
3-pt. hitch with Cat. II and III pins
Parking stand (qty 1)

Recommended maximum working
speed is 6 mph
Guidelines are affected by:
operating depth and speed, points,
shanks and how the 2500 is optioned;
e.g., coulters, coverboards, levelers,
bedders, etc.

C & D MAINFRAMES:

The C Mainframe is 135 in. wide
The D Mainframe is 170 in. wide
Double bar 6 in. x 6 in. tubing,
22 in. rank
3-pt. hitch with Cat. III pins
Parking stands (qty 2)

Requirements for Operation:
(continued)

ORDERING INSTRUCTIONS:

Use the 2500 Application Guideline
Chart to determine which Base
Machine,
Options and Accessories should be
ordered to equip the ecolo-til 2500 for
the customer's tillage application.

SHANKS, SHANK MOUNTS AND POINTS:

1 1/4" x 3" Parabolic shanks
Shear Bolt Shank Mounts
2" Straight Points

Where two Mainframe options are
available for the same size machine,
use the 2500 Configuration Chart
to help identify the best configuration
for your customer.

COULTER:

22" Coulters

Order the appropriate one considering
the following:

- Are there additional row spacings
the farmer may want to use that fit one
Mainframe over another?
- Is transport width a consideration?
- Will the farmer want to increase
the size of the ecolo-til 2500 in
the future?
- Does the farmer want a rigid
machine or folding wings?

COMMON STANDARD FEATURES:

Two (2) screw-adjust gauge wheels
per machine, with 20.5 x 8 tires
SMV emblem and reflectors
Warning and tail lights with a
7-Pin connector (all sizes)

Requirements for Operation:

OPERATING GUIDELINES:

Vary with soil conditions

13 - 17 Engine horsepower per foot or
33 Engine horsepower per shank in
lighter, looser soils
44 Engine horsepower per shank in
hard, tight, very compacted soils

The 2500 Configuration Chart also
identifies which Row Markers, if
applicable, can be used with a
configuration of machine.

**ECOLO-TIL® 2500
US PRICE LIST**

(Ex Works Goodfield, IL)
Models

COMMERCIAL MODEL	SHANKS	MAINFRAME	SPACING	Weight	List Price
ECOLO-TIL 2500	3 SHANKS	A MAINFRAME	30, 36, 38, or 40 in.	4,000 LB	\$8,073.00
ECOLO-TIL 2500	3 SHANKS	B MAINFRAME	30, 36, 38, or 40 in.	4,000 LB	\$8,268.00
ECOLO-TIL 2500	4 SHANKS	A MAINFRAME	30 in.	5,000 LB	\$9,154.00
ECOLO-TIL 2500	4 SHANKS	A MAINFRAME	36, 38, or 40 in.	5,000 LB	\$9,756.00
ECOLO-TIL 2500	4 SHANKS	B MAINFRAME	30, 36, 38, or 40 in.	5,000 LB	\$9,348.00
ECOLO-TIL 2500	4 SHANKS	D MAINFRAME	30, 36, 38, or 40 in.	19,300 LB	\$10,534.00
ECOLO-TIL 2500	5 SHANKS	A MAINFRAME	30 in.	5,000 LB	\$10,838.00
ECOLO-TIL 2500	5 SHANKS	B MAINFRAME	30 in.	5,000 LB	\$10,431.00
ECOLO-TIL 2500	5 SHANKS	B MAINFRAME	36, 38, or 40 in.	5,000 LB	\$11,035.00
ECOLO-TIL 2500	6 SHANKS	B MAINFRAME	30 in.	5,000 LB	\$12,115.00
ECOLO-TIL 2500	6 SHANKS	B MAINFRAME	36 in.	5,000 LB	\$12,232.00
ECOLO-TIL 2500	6 SHANKS	C MAINFRAME	36 in.	5,000 LB	\$15,073.00
ECOLO-TIL 2500	6 SHANKS	C MAINFRAME	38 or 40 in.	19,300 LB	\$15,429.00
ECOLO-TIL 2500	7 SHANKS	B MAINFRAME	30 in.	5,000 LB	\$13,316.00
ECOLO-TIL 2500	7 SHANKS	C MAINFRAME	30 in.	5,000 LB	\$16,169.00
ECOLO-TIL 2500	7 SHANKS	C MAINFRAME	36, 38, or 40 in.	19,300 LB	\$16,807.00
ECOLO-TIL 2500	8 SHANKS	C MAINFRAME	30 in.	5,000 LB	\$17,624.00
ECOLO-TIL 2500	8 SHANKS	D MAINFRAME	36 in.	5,000 LB	\$18,108.00
ECOLO-TIL 2500	8 SHANKS	D MAINFRAME	38 or 40 in.	19,300 LB	\$18,108.00
ECOLO-TIL 2500	9 SHANKS	D MAINFRAME	30 in.	5,000 LB	\$18,924.00

Factory Supplied Options

Order Code	Description	Weight	List Price
------------	-------------	--------	------------

SHANK MOUNTS

SD_39018 MOUNTS

789540	Shear Bolt Shank Mount		No Charge
789541	Spring Reset Shank Mount		
	S/R 12		
	if SHANKS is 3 SHANKS		\$1,364.00
	if SHANKS is 4 SHANKS		\$1,822.00
	if SHANKS is 5 SHANKS		\$2,274.00
	if SHANKS is 6 SHANKS		\$2,730.00
	if SHANKS is 7 SHANKS		\$3,188.00
	if SHANKS is 8 SHANKS		\$3,642.00
	if SHANKS is 9 SHANKS		\$4,099.00

**ECOLO-TIL® 2500
US PRICE LIST**

(Ex Works Goodfield, IL)

SHANKS

SD_P5307 TRIPS LEAD SHANKS

	789542	Parabolic shanks 1-1/4 x 3 in./3 x 7 cm with holder			No Charge
	789543	MRD shanks Minimum Residue Disturbance, 1-1/4 x 4 in./3 x 10 cm with holder			
		if SHANKS is 3 SHANKS			\$546.00
		if SHANKS is 4 SHANKS			\$730.00
		if SHANKS is 5 SHANKS			\$910.00
		if SHANKS is 6 SHANKS			\$1,096.00
		if SHANKS is 7 SHANKS			\$1,275.00
		if SHANKS is 8 SHANKS			\$1,463.00
		if SHANKS is 9 SHANKS			\$1,639.00
	789544	No-Till shanks w/holder 3/4 x 6 in./2 x 15 cm with holder			
		if SHANKS is 3 SHANKS			\$100.00
		if SHANKS is 4 SHANKS			\$128.00
		if SHANKS is 5 SHANKS			\$162.00
		if SHANKS is 6 SHANKS			\$193.00
		if SHANKS is 7 SHANKS			\$228.00
		if SHANKS is 8 SHANKS			\$259.00
		if SHANKS is 9 SHANKS			\$294.00
	789545	No-Till shanks w/fert. holes 3/4 x 6 in./2 x 15 cm with fertilizer attachment holes			
		if SHANKS is 3 SHANKS			\$248.00
		if SHANKS is 4 SHANKS			\$330.00
		if SHANKS is 5 SHANKS			\$414.00
		if SHANKS is 6 SHANKS			\$495.00
		if SHANKS is 7 SHANKS			\$578.00
		if SHANKS is 8 SHANKS			\$660.00
		if SHANKS is 9 SHANKS			\$745.00

SHANK POINTS

SD_P5305 POINTS FOR MAIN SHANKS

	789546	2 in. straight points For Parabolic and MRD shanks			No Charge
	789549	7 in replaceable tip tiger pts For Parabolic and MRD shanks			
		if SHANKS is 3 SHANKS			\$181.00
		if SHANKS is 4 SHANKS			\$242.00
		if SHANKS is 5 SHANKS			\$301.00

**ECOLO-TIL® 2500
US PRICE LIST**

(Ex Works Goodfield, IL)

		if SHANKS is 6 SHANKS		\$362.00
		if SHANKS is 7 SHANKS		\$422.00
		if SHANKS is 8 SHANKS		\$482.00
		if SHANKS is 9 SHANKS		\$542.00
	789548	7 in. standard tiger points For Parabolic and MRD shanks		
		if SHANKS is 3 SHANKS		\$29.00
		if SHANKS is 4 SHANKS		\$39.00
		if SHANKS is 5 SHANKS		\$47.00
		if SHANKS is 6 SHANKS		\$57.00
		if SHANKS is 7 SHANKS		\$66.00
		if SHANKS is 8 SHANKS		\$75.00
		if SHANKS is 9 SHANKS		\$85.00
	789550	8 in. No-Till point		
		if SHANKS is 3 SHANKS		\$138.00
		if SHANKS is 4 SHANKS		\$184.00
		if SHANKS is 5 SHANKS		\$231.00
		if SHANKS is 6 SHANKS		\$277.00
		if SHANKS is 7 SHANKS		\$323.00
		if SHANKS is 8 SHANKS		\$369.00
		if SHANKS is 9 SHANKS		\$415.00

RATCHET ADJUSTED DISK LEVELER

SD_P6701 DISK LEVELER

	XP6701X	No disk leveler		No Charge
	789551	Rear disk leveler		
		if MAINFRAME is B MAINFRAME and SHANKS is 3 SHANKS and SPACING is 30 in.		\$3,496.00
		if MAINFRAME is A MAINFRAME and SHANKS is 3 SHANKS and SPACING is 30 in.		\$3,496.00
		if MAINFRAME is B MAINFRAME and SHANKS is 5 SHANKS and SPACING is 30 in.		\$4,488.00
		if MAINFRAME is A MAINFRAME and SHANKS is 5 SHANKS and SPACING is 30 in.		\$4,488.00
		if MAINFRAME is B MAINFRAME and SHANKS is 7 SHANKS and SPACING is 30 in.		\$6,173.00
		if MAINFRAME is C MAINFRAME and SHANKS is 7 SHANKS and SPACING is 30 in.		\$6,173.00

**ECOLO-TIL® 2500
US PRICE LIST**

(Ex Works Goodfield, IL)

BERM TUCKER OR BERM BUILDER

SD_P7001 BERM OPTION

	XP7001X	No Berm Tucker Note: berm tuckers and berm builders are not compatible with disk levelers			No Charge
	789552	Berm Tucker w/mount For MRD and No-till Shanks, Spring Reset SR12 and Shear Bolt. Includes two 16 in. diameter x 4 in. wide wheels			
		if SHANKS is 3 SHANKS			\$1,978.00
		if SHANKS is 4 SHANKS			\$2,635.00
		if SHANKS is 5 SHANKS			\$3,295.00
		if SHANKS is 6 SHANKS			\$3,954.00
		if SHANKS is 7 SHANKS			\$4,613.00
		if SHANKS is 8 SHANKS			\$5,272.00
		if SHANKS is 9 SHANKS			\$5,931.00
	789553	Berm Builder w/ mount For MRD and No-till Shanks, Spring Reset SR12 and Shear Bolt. Includes two 18 in. diameter disk blades			
		if SHANKS is 3 SHANKS			\$1,449.00
		if SHANKS is 4 SHANKS			\$1,930.00
		if SHANKS is 5 SHANKS			\$2,412.00
		if SHANKS is 6 SHANKS			\$2,894.00
		if SHANKS is 7 SHANKS			\$3,379.00
		if SHANKS is 8 SHANKS			\$3,859.00
		if SHANKS is 9 SHANKS			\$4,342.00

COULTERS

SD_P5301 FRONT MOUNT DISKS OR COULTERS

	789537	22 in. Coulters For all shank sizes and all mainframes			No Charge
	789539	22 in. Ridge till coulters assembly with mounting bracket			
		if MAINFRAME is B MAINFRAME and SHANKS is 4 SHANKS			\$325.00
		if MAINFRAME is A MAINFRAME and SHANKS is 4 SHANKS			\$325.00
		if MAINFRAME is A MAINFRAME and SHANKS is 6 SHANKS			\$490.00
		if MAINFRAME is B MAINFRAME and SHANKS is 6 SHANKS			\$490.00

**ECOLO-TIL® 2500
US PRICE LIST**

(Ex Works Goodfield, IL)

OPERATOR'S MANUAL

SD 47122 OPERATOR'S MANUAL

	789513	North American English			No Charge
	789514	North American French			No Charge

**ECOLO-TIL® 2500
US PRICE LIST**

(Ex Works Goodfield, IL)

Factory Supplied Attachments

Order Code	Description	Weight	List Price
------------	-------------	--------	------------

22 in. (56 cm) Coulters

779530008	For A & B Mainframes	165 LB	\$483.00
779530018	For C & D Mainframes	104 LB	\$498.00

Berm tucker and builder

779542008	Berm tucker wheel (1 wheel, 16 in. diameter x 4 in. wide)		\$118.00
779540008	Berm builder disk blade (1 disk blade, 18 in. diameter)		\$24.00
87665518	S/R-12 adapter for berm builder / tucker for units shipped after 9/12/07		\$50.00

Coverboard Attachment

779524008	4 in. (10 cm) for parabolic shanks	7 LB	\$33.00
779524018	6 in. (15 cm) for parabolic shanks 6 in. (15 cm) for parabolic shanks	286 LB	\$49.00

Disk Leveler (heavy-duty)

W6966600	For 3 shank, A and B Mainframes, 30 in. spacing		\$3,495.00
W6966610	For 5 shank, B Mainframe only, 30 in. spacing	1,352 LB	\$4,489.00
W6966620	For 7 shank, C Mainframe only w/wing fold cylinders and hoses, 30 in. spacing		\$6,173.00
779502018	Ratchet disk leveler to hydraulic Disk leveler conversion kit	149 LB	\$1,069.00

Dry Fertilizer

779534008	Anhydrous and dry fertilizer attachment for MRD shanks (order 1 per shank)		\$72.00
779535008	Anhydrous and dry fertilizer attachment for no-till shanks	5 LB	\$76.00

Folding wings

W3250203	Two (2) 28 in. Folding wings for C Mainframe includes cylinders and hoses	737 LB	\$2,809.00
W3250204	Two (2) 43 in. Folding wings for C and D Mainframes include cylinders and hoses		\$3,177.00
W3250205	Two (2) 61 in. Folding wings for C and D Mainframes include cylinders and hoses	995 LB	\$3,466.00

General

W0966465	Extra pair of gauge wheels with mounts 20.5 x 8 tires, Screw adjust	350 LB	\$1,342.00
----------	--	--------	------------

**ECOLO-TIL® 2500
US PRICE LIST**

(Ex Works Goodfield, IL)

	779517008	Ridge Till bracket for Ridge Till Farming Applications (order 1 per shank as required)			\$160.00
--	-----------	--	--	--	----------

Liquid Fertilizer

	779522008	Anhydrous or clear liquid fertilizer tube kit for MRD shanks (order 1 per shank) Includes: One (1) mounting block w/set screw and hose guide, 3/8 in. injection tube and installation instructions for welding injection tube to MRD shank	2 LB		\$25.00
	779532008	Anhydrous or clear liquid fertilizer tube kit for No-till shanks Includes: Mounting bracket and 3/8 in. injection tube	2 LB		\$36.00
	779537008	3/8 in. Liquid fertilizer hose and hardware kit for 9 shank machines			\$237.00
	779538008	Check valve and orifice liquid fertilizer systems (order 1 per shank)	3 LB		\$85.00

Lister Point Pkgs - 4 row

	W3966350	Shear Bolt for 36,38 and 40 inch spacing does not include shanks, mounts, baskets or berm builder disks	806 LB		\$2,878.00
	W3966355	Spring Reset for 36,38 and 40 in spacing does not include shanks, mounts, baskets or berm builder disks			\$3,021.00

Lister Point Pkgs - 6 row

	W3966380	36 in. spacing (Shear Bolt) on B mainframe. does not include shanks, mounts, baskets or berm builder disks			\$3,688.00
	W3966385	36 in. spacing (Spring Reset) on B mainframe. does not include shanks, mounts, baskets or berm builder disks			\$3,807.00
	W3966370	38 or 40 in. spacing (Shear Bolt) on C mainframe. does not include shanks, mounts, baskets or berm builder disks	1,308 LB		\$4,923.00

Lister Point Pkgs - 8 row

	W3966405	Shear Bolt on D Mainframe does not include shanks, mounts, baskets or berm builder disks	1,585 LB		\$6,078.00
--	----------	--	----------	--	------------

Mainframes

	W3250101	Model A Mainframe - 99 in. wide, Bolt-on wings only includes warning and tail lights			\$4,969.00
	W3250102	Model B Mainframe - 133 in. wide, Bolt-on wings only, includes warning and tail lights			\$5,171.00
	W3250103	Model C Mainframe - 135 in. wide, Folding wings only, includes warning and tail lights			\$5,939.00
	W3250104	Model D Mainframe - 170 in. wide, Folding wings only, includes warning and tail lights			\$6,147.00

**ECOLO-TIL® 2500
US PRICE LIST**

(Ex Works Goodfield, IL)

Markers

	W2966330	Single fold markers for the following sizes (for A and B Mainframe only): 4 row 30 in., 36 in., 38 in. or 40 in. spacing 6 row 30 in. or 36 in. spacing	569 LB		\$2,949.00
	W2966345	Small double fold markers for the following sizes: 6 row 38 in. or 40 in. spacing 8 row 30 in. or 36 in. spacing			\$4,256.00
	W2966340	Large double fold markers for the following sizes: 8 row 38 in. or 40 in. spacing			\$4,334.00

Parking Stand

	779504018	For A & B Mainframe	142 LB		\$117.00
	779504028	For C & D Mainframe	42 LB		\$132.00

Set-back kit

	779525008	10 in. for A and B Mainframes (order 1 for each shank to be set back)	75 LB		\$290.00
	779525018	10 in. for C and D Mainframes (order 1 for each shank to be set back)	76 LB		\$299.00

Shank Mount

	87665510	Shear Bolt mount	173 LB		\$318.00
	779547018	Spring Reset Mount Spring Reset Mount	173 LB		\$773.00

Shanks

	779509048	Parabolic shank Parabolic shank	60 LB		\$204.00
	87665511	Minimum residue disturbance (MRD) shank For units shipped after 9/1/2007	25 LB		\$386.00
	87665512	No-Till shank w/holder For units shipped after 9/1/2007	69 LB		\$237.00
	87665513	No-Till shank w/fertilizer holes and holder For units shipped after 9/1/2007	63 LB		\$287.00

Wing Stops

	779545008	For 6 row with 38 or 40 in. spacing (Spring Reset only)			\$174.00
	779545018	For 8 row with 38 or 40 in. spacing			\$174.00

Wings

	W3250201	Two (2) 17 in. Bolt-on wings for A and B Mainframes	246 LB		\$621.00
	W3250202	Two (2) 27 in. Bolt-on wings for B Mainframe	326 LB		\$743.00

**ECOLO-TIL® 2500
US PRICE LIST**

(Ex Works Goodfield, IL)

Berm builder w/mount

	87665515	Berm builder for Shear Bolt mount for MRD and No-Till Shanks (includes blades)	120 LB		\$483.00
	87665517	Berm builder for Spring Reset Mount for MRD and No-Till Shanks (includes blades)			\$483.00

Berm tucker w/mount

	87665514	Berm tucker for Shear Bolt mount for MRD and No-Till Shanks (includes wheels)	150 LB		\$659.00
--	----------	---	--------	--	----------

Berm tucker for spring reset

	87665516	Berm tucker for Spring Reset Shank mount for MRD and No-Till Shanks (includes wheels)	658 LB		\$659.00
--	----------	---	--------	--	----------

Configuration Chart

<u>Number of Shanks</u>	<u>Shank Spacing</u>	<u>Swath</u>	<u>Main-frame Model</u>	<u>Wings Required</u>	<u>Approx. Trans. Width*</u>	<u>Row Markers which can be used</u>
3	30"	90"	A	None	8' 3"	Not Available
3	36"	108"	A	None	8' 3"	Not Available
3	38"	114"	A	None	8' 3"	Not Available
3	40"	120"	A	None	8' 3"	Not Available
4	30"	120"	A	None	8' 3"	Single Fold
4	36"	144"	A	17" Bolt On	11' 6"	Single Fold
4	38"	152"	A	17" Bolt On	11' 6"	Single Fold
4	40"	160"	A	17" Bolt On	11' 6"	Single Fold
4	40"	160"	B	None	11' 0"	Single Fold
5	30"	150"	A	17" Bolt On	11' 6"	Not Available
5	30"	150"	B	None	11' 0"	Not Available
5	36"	180"	B	17" Bolt On	14' 0"	Not Available
5	38"	190"	B	17" Bolt On	14' 0"	Not Available
5	40"	200"	B	17" Bolt On	14' 0"	Not Available
6	30"	180"	B	17" Bolt On	14' 0"	Single Fold
6	36"	216"	B	27" Bolt On	15' 6"	Single Fold
6	36"	216"	C	28" Hinged	13' 0"	Not Available
6	38"	228"	C	43" Hinged	13' 0"	Small Double Fold
6	40"	240"	C	43" Hinged	13' 0"	Small Double Fold
7	30"	210"	B	27" Bolt On	15' 6"	Not Available
7	30"	210"	C	28" Hinged	13' 0"	Not Available
7	36"	252"	C	61" Hinged	13' 0"	Not Available
7	38"	266"	C	61" Hinged	13' 0"	Not Available
7	40"	280"	C	61" Hinged	13' 0"	Not Available
8	30"	240"	C	43" Hinged	13' 0"	Small Double Fold
8	36"	288"	D	61" Hinged	15' 6"	Small Double Fold
8	38"	304"	D	61" Hinged	15' 6"	Large Double Fold
8	40"	320"	D	61" Hinged	15' 6"	Large Double Fold
9	30"	270"	D	43" Hinged	15' 6"	Small Double Fold

TRANSPORT DIMENSIONS:

- Approximate width to the outside of the frame on machines with bolt-on wings or to the outside of the shanks in the folded position on machines with folding wings.
- Approximate height to the top of the machine (wings folded for models with folding wings), assuming the tractor lifts the machine to provide 6" of "under shank" clearance in the transport position.
- Transport dimensions may be wider if level'rs or bedders are added to the machine.



ecolo-til® 2500

Application Guideline Chart

Suggested Configurations***

Crop/ Tillage	Fall Tillage and Fertilizer		Pasture Renovation	State Beds in		Deep Till in HEL/No-Till Corn/Beans	Deep Till Wheat (Dryland)	Maximum Compaction Fracturing	Slotting Compaction	Min. Surface and Residue		Ridge- Till Corn/ Till Corn/ Beans
	Fall Tillage Corn/Beans	Fertilizer		Cotton	MRD No-Till					MRD No-Till	Disturbance	
# of Shanks	Odd	Odd	Odd or Even	Even	Even	Odd or Even	Odd or Even	Odd	Odd or Even	Odd or Even	Even	Even
Type of Shank	Parabolic	MRD	MRD or No-Till	MRD	No-Till	MRD or No-Till	MRD or No-Till	Parabolic	MRD	No-Till	No-Till	No-Till
Points	5" or 7"	5" or 7"	2" or 5" No-Till	2", 5", 7"	No-Till	2", 5", 7" No-Till	2", 5", 7" No-Till	7"	2"	No-Till	No-Till	No-Till
** Set-back Kt	Optional	Optional	Optional	No	Optional	Optional	Optional	Yes**	No	Optional	No	No
Counters	Yes	Yes	Yes	Yes	Yes	Yes	Yes	Yes	Yes	Yes	Yes	Yes
Cover Boards	4" or 6"	No	No	No	No	4" or 6"	No	No	No	No	No	No
berm tuck'rs	No	Optional	Yes	No	Optional	Optional	Optional	No	Optional	Optional	No	No
berm build'rs	No	Optional	No	No	Optional	Optional	Optional	No	Optional	Optional	Yes	Yes
****disk level'rs	Yes	No	No	No	No	No	No	Yes	Optional	No	No	No
Bedders	No	No	No	Yes	No	No	No	No	No	No	No	No
Markers	No	No	No	Yes	No	No	No	No	No	No	No	Yes
Estimated Compaction Fracture***	35 to 55%	35 to 55%	25 to 45%	35 to 55%	35 to 45%	25 to 55%	25 to 55%	45 to 55%	25 to 35%	35 to 45%	35 to 45%	35 to 45%
Estimated Remaining Residue***	20 to 40%	50 to 60%	70 to 95%	N/A	65 to 90%	55 to 90%	55 to 90%	20 to 30%	55 to 90%	65 to 90%	65 to 90%	65 to 90%

** In some machine configurations, shanks may have to be relocated slightly to accommodate the use of set-back and staggering kits
 *** Actual results will vary depending upon soil type, soil conditions, working speed, machine settings, working depth, past tillage practices, etc.
 **** disk levelers are only available on 3-, 5-, 7- and 9-shank machines on 30" shank spacings.

AGRICULTURAL EQUIPMENT

U.S. PRICE LIST

L500 SERIES VALUE LOADERS

PL-100 VL REVISION 6

SAP PRICE LIST 004 CI

EFFECTIVE JANUARY 14, 2014

THIS IS A COMPLETE REVISION

This price list is intended for dealers with a AG & AL contracts.

This Complete Revision includes new or revised information and replaces all prior revisions.

The prices included in this revision supersede any prices established prior to the effective date shown unless specifically identified in a price bulletin as superseding this price list.

Copyright 2014 By

CNH Industrial, N.V.



GENERAL INFORMATION

ADVANCE FREIGHT

Advance freight will be added to the machinery invoice as a separate net charge for machinery shipped from field locations or from other than specified Ex Works locations.

PRICES

Prices are Ex Works factory, where the goods are manufactured, except where noted. For detailed information concerning prices, please refer to your OPERATING GUIDE.

CONTENTS OF ORGANIZATION

CNH Industrial N.V. issues price lists and revisions covering each Case IH contract. The U.S. Price List is published in U.S. funds and the Canadian Price List is published in Canadian funds. Ensure that you are using the correct price list. U.S. or Canada is referenced at the top of each page and the Canadian price lists have a Maple Leaf on the price list cover page.

Freight, duty and sales taxes are NOT included in any wholegoods or attachment prices shown in the price list. Any appropriate freight, duty, Federal, State, and Provincial taxes will be added to the machinery invoice as separate net charges.

PROCEDURE

The price pages for each machine (or group of machines) lists both "Factory Supplied Options" and "Factory Supplied Accessories."

Each price list is comprised of the various machines sold under that contract. Each price book section has "Factory Supplied Options" and "Factory Supplied Accessories" price pages. When ordering and pricing a machine follow the ordering instructions listed for that machine. Accessories listed following the "Factory Supplied Accessories" heading are available for installation in the field.



GENERAL INFORMATION

DISTRIBUTION OF PRICE LISTS

Price lists and periodic price list revisions will be posted on the Dealer Portal, and distributed electronically when possible.

Printed copies of current price lists, index tabs and binders can be purchased from the Document Management Center (DMC). Orders should be placed only through the DMC web site link located on the Dealer Portal.

Document Management Center (DMC)
2205 Durand Avenue
Racine, WI 53403

DMC Customer Service:
(for inquiries - not to place orders)
(262)636-7540

Internal E-mail: #NA DMC ORDER CENTER
Complete U.S. Price List is PL-100
Complete Canadian Price List is PLC-100

Periodic price list revisions are usually accompanied by a cover sheet which carries instructions on price page changes and where to insert replacement or new price pages. The revisions are dated and are effective as of that date.



**L500 SERIES VALUE LOADERS
TABLE OF CONTENTS**

L500 FRONT LOADERS

Current Tractor Loader Match Chart..... 1

L550 FRONT LOADERS

Standard Features 3
Specifications Chart L550 4
Price List 5
Factory Supplied Accessories 10

L560 FRONT LOADERS

Standard Features 15
Specifications Chart L560 16
Price List 17
Factory Supplied Accessories 22

L570 FRONT LOADERS

Standard Features 27
Specifications Chart L570 28
Price List 30
Factory Supplied Accessories 35

Hydraulic Valve Kit Offering Charts 38

CASE IH PURCHASED PROTECTION PLAN..... 40

Loader to Tractor Match Chart

Rev. January 2014

Tractors in gray have been discontinued	PTO HP	L550	L560	L570
FARMALL 75C Flat Deck (Ankara)	65	•	•	
FARMALL 85C Platform Tier 4A (Jesi)	75			•
FARMALL 95C Platform Tier 4A (Jesi)	85			•
FARMALL 105C Platform Tier 4A (Jesi)	95			•
FARMALL 85C Flat Deck Tier 4A (Ankara)	70			•
FARMALL 95C Flat Deck Tier 4A (Ankara)	82			•
FARMALL 105C Flat Deck Tier 4A (Ankara)	91			•
FARMALL 115C Flat Deck Tier 4A (Ankara)	98			•
FARMALL 65C Straddle (Jesi)	50	•		
FARMALL 75C Straddle (Jesi)	60	•		
FARMALL 85C Straddle (Jesi)	70		•	
FARMALL 95C Straddle (Jesi)	80		•	
FARMALL 70 (Ankara)	52	•		
FARMALL 80 (Ankara)	62		•	
FARMALL 90 (Ankara)	72			•
FARMALL 95 (Ankara)	80			•
FARMALL 95 MFD only (Ankara)	80			•

L550 FRONT LOADER
US PRICE LIST

(Ex Works Nearest Depot)
Standard Equipment

STANDARD FEATURES:

- Quick attach design:
 - Euro Style Quick-Attach
 - Skid-Steer Style Tool Carrier
- 4-Bar bucket linkage
- Bucket level indicator
- Parking stand

SPECIFICATIONS:

See Chart for Specifications

**L550 FRONT LOADER
US PRICE LIST**

(Ex Works Nearest Depot)
Models

COMMERCIAL MODEL	SPECIALTY	LEVELING	Weight	List Price
L550 NSL FRONT LOADR	Euro Style	Non Self Leveling		\$3,362.00
L550 NSL FRONT LOADR	Skid Steer Style	Non Self Leveling		\$3,362.00
L550 MSL FRONT LOADR	Euro Style	Mechanical Self Leveling		\$4,418.00
L550 MSL FRONT LOADR	Skid Steer Style	Mechanical Self Leveling		\$4,418.00

L550 Front Loader For
Farmall 75C Flat Deck Non-Cab Tractors
and Discontinued Farmall 70; Farmall 65C, 75C Straddle Tractors

Factory Supplied Options

Order Code	Description	Weight	List Price
MOUNTING BRACKETS			
SD_39016 MOUNTING KITS			
X39016X	No Mounting Kit		No Charge
713677	Complete TPS Mount Utility 75 TPS Mount Bracket Set for L550/L560 loader for Farmall 75C Flat Deck (Ankara) 2WD/MFD (Not compatible with Factory Installed brackets) (Only L550 Non Self-Leveling is approved for 2WD tractors)		\$1,438.00
730867	Mount Kit-Utility Light Farmall 65C, 75C Straddle		\$1,240.00
730873	Mount Kit-Utility Economy For Discontinued JX1060C - JX1075C Tractors		\$1,438.00
730875	Mount Kit-55/60/65/70 For Discontinued JX55, 60, 65, 70		\$1,240.00
SD_N5802 REAR BRACKETS			
XN5802X	No Rear Mounting Brackets		No Charge
717685	Rear mounting brackets- 717685 Farmall 65C, 75C Straddle		\$641.00

**L550 FRONT LOADER
US PRICE LIST**

(Ex Works Nearest Depot)

HYDRAULICS

LOADER MOUNTED VALVES/HOSE KITS

SD_20102 HYDRAULIC KIT

	X20102X	No Hydraulic pkg		No Charge
	713679	Hyd Valve Kit- Utility 75 2 function mechanical (cable controlled) Loader Mounted valve, joystick, & hose kit. For Farmall 75C Flat Deck (Ankara) and Tier 4A Farmall 85C, 95C, 105C, 115C "Flat Deck" tractors built in Ankara S/N = ZxJV0xxxx, and Discontinued Tier 4A Farmall 85C, 95C, 105C "Platform" tractors built in Jesi S/N = ZxJX5xxxx (Not compatible with Factory Installed Mid Mount Valve/Joystick)		\$1,048.00
	730861	Hyd Valve Kit-Utility Deluxe Farmall 70, 80, 90, 95, and discontinued JX75, 80, 85, 90, 95		\$1,048.00

HOSE KITS

SD_20078 HOSE KIT

	X20078X	No hydraulic hose kit		No Charge
	713680	Hose kit-util 75 2 Function Hose Kit (for Tractors with MMV) for Farmall 75C Flat Deck (Ankara), and Tier 4A Farmall 85C, 95C, 105C, 115C "Flat Deck" tractors built in Ankara S/N = ZxJV0xxxx, and Discontinued Tier 4A Farmall 85C, 95C, 105C "Platform" tractors built in Jesi S/N = ZxJX5xxxx		\$238.00
	716880	Hose-Valve Kit Farmall 65C, 75C, 85C, 95C Straddle		\$275.00

SD_20079 2 FUNC RR RMT HOSES

	X20079X	No rear remote hose kit		No Charge
	730665	Rear remote hose kit Hose Kit for rear remote (less mid-mount) loader control		\$454.00

OTHERS

SD_05022 CAB JOYSTICK CONTRO

	X05022X	No cab joystick control		No Charge
	717565	Cab joystick control Joystick adapting kit for 3rd function electro-hydraulic kit operation (Includes new knob / push button and required wiring for implement operation. Requires 3rd Function Electro-hydraulic kit.)		\$163.00

**L550 FRONT LOADER
US PRICE LIST**

(Ex Works Nearest Depot)

SD_20056 3RD FUN DIVERTR VLV

	X20056X	No 3rd function diverter valve		No Charge
	730684	3rd function diverter 730684 For use with Self Leveling loaders		\$924.00
	730685	3rd function diverter 730685 For use with Non Self Leveling loaders		\$924.00

SOFT RIDE

SD_N6014 SOFTRIDE OPTION

	XN6014X	No Soft Ride Kit		No Charge
	730755	Soft Ride 730755		\$715.00

LOADER BUCKETS AND ATTACHMENTS

MATERIAL BUCKETS

SD_K5230 BUCKET

Standard Material Buckets

	XK5230X	No Bucket		No Charge
	730890	84" Std Material Bucket SSL Skid Steer Style QA 0.59 yd ³ struck capacity, 0.71 yd ³ heaped capacity (Not Compatible with Bolt-on Grapple)		\$919.00
	730848	84" Std Material Bucket EUR Euro Style QA .71 cu yd. (Not Compatible with Bolt-on Grapple)		\$919.00

SD_N5242 72 INCH MATERIAL BUCKET

	XN5242X	No 72 Inch Material Bucket		No Charge
	730889	72" Std Material Bucket SSL Skid Steer Style QA 0.51 yd ³ struck capacity, 0.61 yd ³ heaped capacity (Not Compatible with Bolt-on Grapple)		\$791.00
	730847	72" Std Material Bucket EUR Euro Style QA .61 cu yd. (Not Compatible with Bolt-on Grapple)		\$791.00

SD_N5244 73" STD QA BUCKETS

	XN5244X	No 73" Std Mat bucket		No Charge
--	---------	-----------------------	--	-----------

**L550 FRONT LOADER
US PRICE LIST**

(Ex Works Nearest Depot)

730403	73" Std Mat bucket 730403 CORE - SSL Style - 73" 21 cu. ft. standard material bucket 0.63 yd struck capacity, 0.78 yd heaped capacity 730403006 (Compatible with 716983-Bolt-On Standard Duty Grapple)	\$1,158.00
717417	73" Std Mat bucket Euro Style CORE - Euro Style 73" Standard material bucket 0.63 yd struck capacity, 0.78 yd. heaped capacity (Compatible with 716983 -Bolt-On Standard Duty Grapple)	\$1,058.00

SD_N5252 83" MATERIAL BUCKET QA

XN5252X	No 83" Std Mat bucket	No Charge
730404	83" Std Mat bucket SSL style CORE SSL Style - 83" 24 cu. ft. Standard Material Bucket 0.72 yd struck capacity, 0.89 yd heaped capacity (Compatible with 716983 -Bolt-On Standard Duty Grapple)	\$1,313.00
717419	83" Std Mat bucket Euro Styl CORE - Euro Style 83" Standard material bucket 0.72 yd struck capacity, 0.89 yd. heaped capacity (Compatible with 716983 -Bolt-On Standard Duty Grapple)	\$1,199.00

GRAPPLE

SD_29021 BOLT ON GRAPPLE KIT

X29021X	No Bolt on Grapple Kit	No Charge
716983	Bolt on Grapple Kit "Bolt-On" Standard Duty Grapple For 73" or 83" Standard Duty buckets. Only fits: 730403006, 730404006, 717417006, 717419006 Requires 3rd function to operate grapple. Requires holes to be drilled in bucket to allow brackets to bolt on.	\$2,787.00

BALE HANDLING

SD_29008 BALE SPEAR

Bale Spear		
X29008X	No Bale spear Euro Style	No Charge
717485	Bale Spear - Euro Style	\$788.00

SD_N5501 BALE SPEAR

XN5501X	No bale spear	No Charge
715106	Bale spear SSL style CORE SSL Style - Bale Spike (one long tine and one short tine maintains bale control)	\$994.00

**L550 FRONT LOADER
US PRICE LIST**

(Ex Works Nearest Depot)

BALE FORK

SD_N5343 BALE FRK WITH BACK STOP

	XN5343X	No Bale Fork w_Back Stop		No Charge
	730842	Bale Fork w_Back Stop Standard Square Bale Fork - SSL Style Includes 2 Tines – Adjustable Spacing from 31.5" to 51" (Up to 5 Tines can be installed)		\$1,250.00
	730843	Bale Fork w_Back Stop EUR Standard Square Bale Fork - EURO Style Includes 2 Tines – Adjustable Spacing from 31.5" to 51" (Up to 5 Tines can be installed)		\$1,100.00

PALLET FORKS

SD_N5301 38" FORK (55"WIDE 2200LB)

Pallet Forks				
	XN5301X	No 38" fork		No Charge
	424995	38" PF, 55" wide, 2200 lb cap NON CORE - SSL Style - Pallet Fork 38" fork, 55" wide 2,200 lb		\$998.00
	730849	38" PF 55" wide Euro, 2200lb. NON CORE - EURO Style - Pallet Fork 38" fork, 55" wide 2,200 lb		\$998.00

OTHER

SD_40002 BALLAST BOX

	X40002X	No ballasting box		No Charge
	717747	Ballast Box 1000 Lb		\$610.00
	717748	Ballast Box 1500 Lb		\$802.00

**L550 FRONT LOADER
US PRICE LIST**

**(Ex Works Nearest Depot)
Factory Supplied Attachments**

Order Code	Description	Weight	List Price
Ballast Boxes			
717747006	Ballast box 1000 Lb Max (Category I) with 1000 lbs. maximum capacity (For Class II or Class III tractors). This item must be placed on a separate order. Items ordered under Other Equipment Section cannot also be ordered as a factory supplied accessory on the same order. A separate order is necessary if additional quantities are required.	169 LB	\$610.00
717748006	Ballast box 1500 Lb Max (Category II) with 1500 lbs. maximum capacity (For Class III tractors ONLY). This item must be placed on a separate order. Items ordered under Other Equipment Section cannot also be ordered as a factory supplied accessory on the same order. A separate order is necessary if additional quantities are required.	243 LB	\$802.00
Grill Guards			
715824136	Grill Guard Heavy-Duty Insert	25 LB	\$305.00
715824306	Grille gd med Utility For Farmall 75C Flat Deck (Ankara), and Tier 4A Farmall 85C, 95C, 105C, 115C "Flat Deck" tractors built in Ankara S/N = ZxJV0xxxx, and Discontinued Tier 4A Farmall 85C, 95C, 105C "Platform" tractors built in Jesi S/N = ZxJX5xxxx	35 LB	\$259.00
715824226	Grill Guard-Utility Farmall 65C-95C and Discontinued JX1060C-JX1095C	15 LB	\$259.00
715824266	Grill Guard-Utility Deluxe Farmall 70-95 and Discontinued JX55-95	15 LB	\$259.00
Hose Kit			
713680006	Hose Kit - Utility 75 2 Function Hose Kit (for Tractors with MMV) for Farmall 75C Flat Deck (Ankara), and Tier 4A Farmall 85C, 95C, 105C, 115C "Flat Deck" tractors built in Ankara S/N = ZxJV0xxxx, and Discontinued Tier 4A Farmall 85C, 95C, 105C "Platform" tractors built in Jesi S/N = ZxJX5xxxx	24 LB	\$238.00
716880016	Hose kit-utility Farmall 65C, 75C, 85C, 95C Straddle	11 LB	\$275.00
730665006	Rear Remote Hose Kit Hose kit for rear remote (less mid-mount) loader control	25 LB	\$454.00

**L550 FRONT LOADER
US PRICE LIST**

(Ex Works Nearest Depot)

Mounting Kits

713677006	Complete TPS Mount Utility 75 TPS Mount Bracket Set for L550/L560 loader for Farmall 75C Flat Deck (Ankara) 2WD/MFD (Not compatible with Factory Installed brackets) (Mechanical Self-Leveling L550 is NOT approved for 2WD Tractors)	397 LB	\$1,438.00
717685006	Rear Brackets For Farmall 65C - 75C Tractors	75 LB	\$641.00
730873006	Mnt kit-utility econ For Discontinued JX1060C - JX1075C Tractors	160 LB	\$1,438.00
730875006	Mnt kt-JX55/60/65/70 For Discontinued JX55, 60, 65, 70	180 LB	\$1,240.00

Hydraulic Valve Kit

730861006	Hyd vlv kt-util dlx Farmall 70, 80, 90, 95 and discontinued JX75, 80, 85, 90, 95	25 LB	\$1,048.00
713679006	Hyd Valve Kit- Utility 75 2 function mechanical (cable controlled) Loader Mounted valve, joystick, & hose kit. for Farmall 75C Flat Deck (Ankara) and Tier 4A Farmall 85C, 95C, 105C, 115C "Flat Deck" tractors built in Ankara S/N = ZxJV0xxxx, and Discontinued Tier 4A Farmall 85C, 95C, 105C "Platform" tractors built in Jesi S/N = ZxJX5xxxx (Not compatible with Factory Installed Mid Mount Valve/Joystick)	55 LB	\$1,048.00

Other Hydraulic Options

717565006	Joystick adapting kit for 3rd function electro-hydraulic kit operation (Includes new knob / push button and required wiring for implement operation. Requires 3rd Function Electro-hydraulic kit.)	2 LB	\$163.00
730684006	3rd Function Diverter_ For use with Self Leveling loaders	23 LB	\$924.00
730685006	3rd Function Diverter For use with Non Self Leveling loaders	32 LB	\$924.00
730755006	Soft Ride 730755	11 LB	\$715.00

Bucket Euro Quick Attach

717417006	73" wide 21 Cu. Ft. standard material CORE Euro Style - 73" Standard material bucket - 0.63 yd struck capacity, 0.78 yd. heaped capacity (Compatible with 716983 -Bolt-On Standard Duty Grapple)	401 LB	\$1,058.00
717419006	83" Wide standard material bucket CORE Euro Style - 83" Standard material bucket - 0.72 yd struck capacity, 0.89 yd heaped capacity. (Compatible with 716983 -Bolt-On Standard Duty Grapple)	505 LB	\$1,199.00
730847006	72" wide material bucket Euro 0.61 cu. yd. Euro (Not Compatible with Bolt-on Grapple)	390 LB	\$791.00
730848006	84" wide material bucket Euro 0.71 cu. yd. Euro (Not Compatible with Bolt-on Grapple)	437 LB	\$919.00

**L550 FRONT LOADER
US PRICE LIST**

(Ex Works Nearest Depot)

Bucket Skid Steer Quick Attach

	730403006	73" Wide 21 Cu Ft Std material bucket CORE SSL Style - 73" 21 Cu Ft Standard Material Bucket 0.63 yd struck capacity, 0.78 yd heaped capacity. (Compatible with 716983 –Bolt-On Standard Duty Grapple)	401 LB	\$1,158.00
	730404006	83" Wide 24 Cu Ft standard material bkt CORE SSL Style - 83" 24 Cu Ft Standard Material Bucket 0.72 yd struck capacity, 0.89 yd heaped capacity. (Compatible with 716983 –Bolt-On Standard Duty Grapple)	505 LB	\$1,313.00
	730889006	72" wide material bucket SSL Skid Steer Style QA 0.51 yd ³ struck capacity, 0.61 yd ³ heaped capacity (Not Compatible with Bolt-on Grapple)	390 LB	\$791.00
	730890006	84" wide material bucket SSL Skid Steer Style QA 0.59 yd ³ struck capacity, 0.71 yd ³ heaped capacity (Not Compatible with Bolt-on Grapple)	437 LB	\$919.00

Faceplate

	716653196	Faceplate SSL-Black	175 LB	\$1,003.00
	730887006	Faceplate Euro-Black	175 LB	\$1,003.00

Grapple

	716983046	Bolt-on Grapple "Bolt-On" Standard Duty Grapple For 73" or 83" Standard Duty buckets. Only fits: 730403006, 730404006, 717417006, 717419006 Requires 3rd function to operate grapple. Requires holes to be drilled in bucket to allow brackets to bolt on.	200 LB	\$2,787.00
--	-----------	---	--------	------------

Bale Fork

	730842006	Bale Fork with Back Stop SSL Standard Square Bale Fork - SSL Style Includes 2 Tines – Adjustable Spacing from 31.5" to 51" (Up to 5 Tines can be installed)	198 LB	\$1,250.00
	730843006	Bale Fork with Back Stop Euro Standard Square Bale Fork - EURO Style Includes 2 Tines – Adjustable Spacing from 31.5" to 51" (Up to 5 Tines can be installed)	181 LB	\$1,100.00

Bale Spear

	715106026	Bale spike CORE SSL Style - Bale Spike (one long tine and one short tine maintains bale control)	132 LB	\$994.00
	717485016	ATTACHMENT, BALE SPIKE CORE Euro Style - Bale Spike 1 long tine and 1 short tine maintains bale control	132 LB	\$788.00

Pallet Forks

	424995006	38" Fork and 55" Wide Pallet 2200 NON CORE SSL Style - Pallet Fork 38" fork, 55" wide 2,200 lb capacity	270 LB	\$965.00
--	-----------	---	--------	----------

**L550 FRONT LOADER
US PRICE LIST**

(Ex Works Nearest Depot)

	730849006	38IN PF 55W 2200LB EURO NON CORE - EURO Style - Pallet Fork 38", 55" wide 2,200 lb	270 LB		\$998.00
--	-----------	---	--------	--	----------

L560 FRONT LOADER
US PRICE LIST

(Ex Works Nearest Depot)
Standard Equipment

STANDARD FEATURES:

- Quick attach design:
 - Euro Style Quick-Attach
 - Skid-Steer Style Tool Carrier
- 4-Bar bucket linkage
- Bucket level indicator
- Parking stand

SPECIFICATIONS:

See Chart for Specifications



Specifications Chart L560

Value Loader Type	L560 NSL	L560 NSL
Tractor Used On	Farmall C Straddle	
Engine HP Range	85 - 95	
Front Tires	11.2 x 24	
Rear Tires	16.9 x 30	
Loader specifications are subject to change and may vary based on tractor model, hydraulic system and tire size.		
<u>Boom Cylinder Fulcrum</u>		
Maximum Lift Height @ Pivot Pin: mm (in):	3280 (129.1)	3280 (129.1)
Max Lift Height under bucket in Level position: mm (in):	3040 (119.7)	3040 (119.7)
Dump Clearance mm (in.)	2450 (96.4)	2450 (96.4)
Digging Depth mm (in):	160 (6.3)	160 (6.3)
<u>Lift Capacity (Bucket center) kg (lbs):</u>		
Lift Capacity Max Height @ pivot pins kg (lbs):	1440 (3168)	950 (2090)
Lift Capacity Max Height @ 800 mm kg (lbs):	930 (2046)	1130 (2486)
Lift Capacity @ 59 in high @ pivot pins kg (lbs):	1820 (4004)	1230 (2706)
Lift Capacity @ 59 in high @ 800 mm kg (lbs):	1340 (2948)	1250 (2750)
Boom Breakout force @ pivot pins kN (lbs):	23.2 (5214)	15.9 (3586)
Boom Breakout force @ 800 mm kN (lbs):	15.9 (3564)	13.7 (3080)
Bucket Rollback force @ max height kN (lbs)	14 (3146)	14.1 (3168)
Bucket Rollback force @ ground level kN (lbs)	18.4 (4136)	18.2 (4092)
Reach @ maximum lift mm (in):	900 (35.4)	900 (35.4)
Reach @ ground level mm (in):	2240 (88.2)	2240 (88.2)
Bucket Rollback angle (degrees):	45	45
Bucket Dump angle (degrees):	47	47
Raise time to full height (No load)	3.4	2.4
Lower time (No load)	2.3	1.4
Bucket dump time	3	2.1
Bucket rollback	2.1	2.1

**L560 FRONT LOADER
US PRICE LIST**

(Ex Works Nearest Depot)

Models

COMMERCIAL MODEL	SPECIALTY	LEVELING	Weight	List Price
L560 NSL FRONT LOADR	Euro Style	Non Self Leveling		\$3,675.00
L560 NSL FRONT LOADR	Skid Steer Style	Non Self Leveling		\$3,675.00
L560 MSL FRONT LOADR	Euro Style	Mechanical Self Leveling		\$4,731.00
L560 MSL FRONT LOADR	Skid Steer Style	Mechanical Self Leveling		\$4,731.00

L560 Front Loader for
Farmall 75C Flat Deck Cab
Discontinued Farmall 80; and Farmall 85C, 95C Straddle

Factory Supplied Options

Order Code	Description	Weight	List Price
MOUNTING BRACKETS			
SD 39016 MOUNTING KITS			
X39016X	No Mounting Kit		No Charge
730869	Mount Kit-Utility Medium Farmall 85C, 95C Straddle and Discontinued JX1085C, JX1095C Includes Front Mounting Brackets only. Please also see Rear Mounting Brackets (730656).		\$1,240.00
730876	Mount Kit-Utility Deluxe A2 Discontinued JX75, 80, 85, 90		\$1,438.00
730877	Mount Kit-Utility Deluxe A1 Farmall 70, 80		\$1,438.00
713677	Complete TPS Mount Utility 75 TPS Mount Bracket Set for L550/L560 loader for Farmall 75C Flat Deck (Ankara) 2WD/MFD (Not compatible with Factory Installed brackets) (Only L550 Non Self-Leveling is approved for 2WD tractors)		\$1,438.00
SD N5802 REAR BRACKETS			
XN5802X	No Rear Mounting Brackets		No Charge
730656	Rear mounting brackets -730656 Farmall 85C, 95C Straddle and Discontinued JX1085C, JX1095C		\$641.00

**L560 FRONT LOADER
US PRICE LIST**

(Ex Works Nearest Depot)

HYDRAULICS

LOADER MOUNTED VALVES/HOSE KITS

SD_20102 HYDRAULIC KIT

	X20102X	No Hydraulic pkg		No Charge
	713679	Hyd Valve Kit- Utility 75 2 function mechanical (cable controlled) Loader Mounted valve, joystick, & hose kit. For Farmall 75C Flat Deck (Ankara) and Tier 4A Farmall 85C, 95C, 105C, 115C "Flat Deck" tractors built in Ankara S/N = ZxJV0xxxx, and Discontinued Tier 4A Farmall 85C, 95C, 105C "Platform" tractors built in Jesi S/N = ZxJX5xxxx (Not compatible with Factory Installed Mid Mount Valve/Joystick)		\$1,048.00
	730861	Hyd Valve Kit-Utility Deluxe Farmall 70, 80, 90, 95, and discontinued JX75, 80, 85, 90, 95		\$1,048.00

HOSE KITS

SD_20078 HOSE KIT

	X20078X	No hydraulic hose kit		No Charge
	713680	Hose kit-util 75 2 Function Hose Kit (for Tractors with MMV) for Farmall 75C Flat Deck (Ankara), and Tier 4A Farmall 85C, 95C, 105C, 115C "Flat Deck" tractors built in Ankara S/N = ZxJV0xxxx, and Discontinued Tier 4A Farmall 85C, 95C, 105C "Platform" tractors built in Jesi S/N = ZxJX5xxxx		\$238.00
	716880	Hose-Valve Kit Farmall 65C, 75C, 85C, 95C Straddle		\$275.00

SD_20079 2 FUNC RR RMT HOSES

	X20079X	No rear remote hose kit		No Charge
	730665	Rear remote hose kit Hose Kit for rear remote (less mid-mount) loader control		\$454.00

OTHERS

SD_05022 CAB JOYSTICK CONTRO

	X05022X	No cab joystick control		No Charge
	717565	Cab joystick control Joystick adapting kit for 3rd function electro-hydraulic kit operation (Includes new knob / push button and required wiring for implement operation. Requires 3rd Function Electro-hydraulic kit.)		\$163.00

**L560 FRONT LOADER
US PRICE LIST**

(Ex Works Nearest Depot)

SD_20056 3RD FUN DIVERTR VLV

	X20056X	No 3rd function diverter valve		No Charge
	730684	3rd function diverter 730684 For use with Self Leveling loaders		\$924.00
	730685	3rd function diverter 730685 For use with Non Self Leveling loaders		\$924.00

SOFT RIDE

SD_N6014 SOFTRIDE OPTION

	XN6014X	No Soft Ride Kit		No Charge
	730755	Soft Ride 730755		\$715.00

LOADER BUCKETS AND ATTACHMENTS

MATERIAL BUCKETS

SD_K5230 BUCKET

Standard Material Buckets

	XK5230X	No Bucket		No Charge
	730890	84" Std Material Bucket SSL Skid Steer Style QA 0.59 yd³ struck capacity, 0.71 yd³ heaped capacity (Not Compatible with Bolt-on Grapple)		\$919.00
	730848	84" Std Material Bucket EUR Euro Style QA .71 cu yd. (Not Compatible with Bolt-on Grapple)		\$919.00

SD_N5242 72 INCH MATERIAL BUCKET

	XN5242X	No 72 Inch Material Bucket		No Charge
	730889	72" Std Material Bucket SSL Skid Steer Style QA 0.51 yd³ struck capacity, 0.61 yd³ heaped capacity (Not Compatible with Bolt-on Grapple)		\$791.00
	730847	72" Std Material Bucket EUR Euro Style QA .61 cu yd. (Not Compatible with Bolt-on Grapple)		\$791.00

SD_N5244 73" STD QA BUCKETS

	XN5244X	No 73" Std Mat bucket		No Charge
--	---------	-----------------------	--	-----------

**L560 FRONT LOADER
US PRICE LIST**

(Ex Works Nearest Depot)

730403	73" Std Mat bucket 730403 CORE - SSL Style - 73" 21 cu. ft. standard material bucket 0.63 yd struck capacity, 0.78 yd heaped capacity 730403006 (Compatible with 716983-Bolt-On Standard Duty Grapple)	\$1,158.00
717417	73" Std Mat bucket Euro Style CORE - Euro Style 73" Standard material bucket 0.63 yd struck capacity, 0.78 yd. heaped capacity (Compatible with 716983 -Bolt-On Standard Duty Grapple)	\$1,058.00

SD_N5252 83" MATERIAL BUCKET QA

XN5252X	No 83" Std Mat bucket	No Charge
730404	83" Std Mat bucket SSL style CORE SSL Style - 83" 24 cu. ft. Standard Material Bucket 0.72 yd struck capacity, 0.89 yd heaped capacity (Compatible with 716983 -Bolt-On Standard Duty Grapple)	\$1,313.00
717419	83" Std Mat bucket Euro Styl CORE - Euro Style 83" Standard material bucket 0.72 yd struck capacity, 0.89 yd. heaped capacity (Compatible with 716983 -Bolt-On Standard Duty Grapple)	\$1,199.00

GRAPPLE

SD_29021 BOLT ON GRAPPLE KIT

X29021X	No Bolt on Grapple Kit	No Charge
716983	Bolt on Grapple Kit "Bolt-On" Standard Duty Grapple For 73" or 83" Standard Duty buckets. Only fits: 730403006, 730404006, 717417006, 717419006 Requires 3rd function to operate grapple. Requires holes to be drilled in bucket to allow brackets to bolt on.	\$2,787.00

BALE HANDLING

SD_29008 BALE SPEAR

Bale Spear		
X29008X	No Bale spear Euro Style	No Charge
717485	Bale Spear - Euro Style	\$788.00

SD_N5501 BALE SPEAR

XN5501X	No bale spear	No Charge
715106	Bale spear SSL style CORE SSL Style - Bale Spike (one long tine and one short tine maintains bale control)	\$994.00

**L560 FRONT LOADER
US PRICE LIST**

(Ex Works Nearest Depot)

BALE FORK

SD_N5343 BALE FRK WITH BACK STOP

	XN5343X	No Bale Fork w_Back Stop		No Charge
	730842	Bale Fork w_Back Stop Standard Square Bale Fork - SSL Style Includes 2 Tines – Adjustable Spacing from 31.5" to 51" (Up to 5 Tines can be installed)		\$1,250.00
	730843	Bale Fork w_Back Stop EUR Standard Square Bale Fork - EURO Style Includes 2 Tines – Adjustable Spacing from 31.5" to 51" (Up to 5 Tines can be installed)		\$1,100.00

PALLET FORKS

SD_N5301 38" FORK (55"WIDE 2200LB)

Pallet Forks				
	XN5301X	No 38" fork		No Charge
	424995	38" PF, 55" wide, 2200 lb cap NON CORE - SSL Style - Pallet Fork 38" fork, 55" wide 2,200 lb		\$998.00
	730849	38" PF 55" wide Euro, 2200lb. NON CORE - EURO Style - Pallet Fork 38" fork, 55" wide 2,200 lb		\$998.00

OTHER

SD_40002 BALLAST BOX

	X40002X	No ballasting box		No Charge
	717747	Ballast Box 1000 Lb		\$610.00
	717748	Ballast Box 1500 Lb		\$802.00

**L560 FRONT LOADER
US PRICE LIST**

**(Ex Works Nearest Depot)
Factory Supplied Attachments**

Order Code	Description	Weight	List Price
Ballast Boxes			
717747006	Ballast box 1000 Lb Max (Category I) with 1000 lbs. maximum capacity (For Class II or Class III tractors). This item must be placed on a separate order. Items ordered under Other Equipment Section cannot also be ordered as a factory supplied accessory on the same order. A separate order is necessary if additional quantities are required.	169 LB	\$610.00
717748006	Ballast box 1500 Lb Max (Category II) with 1500 lbs. maximum capacity (For Class III tractors ONLY). This item must be placed on a separate order. Items ordered under Other Equipment Section cannot also be ordered as a factory supplied accessory on the same order. A separate order is necessary if additional quantities are required.	243 LB	\$802.00
Grill Guards			
715824136	Grill Guard Heavy-Duty Insert	25 LB	\$305.00
715824306	Grille gd med Utility For Farmall 75C Flat Deck (Ankara), and Tier 4A Farmall 85C, 95C, 105C, 115C "Flat Deck" tractors built in Ankara S/N = ZxJV0xxxx, and Discontinued Tier 4A Farmall 85C, 95C, 105C "Platform" tractors built in Jesi S/N = ZxJX5xxxx	35 LB	\$259.00
715824226	Grill Guard-Utility Farmall 65C-95C and Discontinued JX1060C-JX1095C	15 LB	\$259.00
715824266	Grill Guard-Utility Deluxe Farmall 70-95 and Discontinued JX55-95	15 LB	\$259.00
Hose Kit			
713680006	Hose Kit - Utility 75 2 Function Hose Kit (for Tractors with MMV) for Farmall 75C Flat Deck (Ankara), and Tier 4A Farmall 85C, 95C, 105C, 115C "Flat Deck" tractors built in Ankara S/N = ZxJV0xxxx, and Discontinued Tier 4A Farmall 85C, 95C, 105C "Platform" tractors built in Jesi S/N = ZxJX5xxxx	24 LB	\$238.00
716880016	Hose kit-utility Farmall 65C, 75C, 85C, 95C Straddle	11 LB	\$275.00
730665006	Rear Remote Hose Kit Hose kit for rear remote (less mid-mount) loader control	25 LB	\$454.00

**L560 FRONT LOADER
US PRICE LIST**

(Ex Works Nearest Depot)

Mounting Kits

713677006	Complete TPS Mount Utility 75 TPS Mount Bracket Set for L550/L560 loader for Farmall 75C Flat Deck (Ankara) 2WD/MFD (Not compatible with Factory Installed brackets) (Mechanical Self-Leveling L550 is NOT approved for 2WD Tractors)	397 LB	\$1,438.00
730656006	Rear Brackets Requires Hydraulic Tube Relocation Kit 87377542. Available through Parts.	145 LB	\$641.00
730869006	Mnt kit-utility med Farmall 85C, 95C Straddle and Discontinued JX1085C, JX1095C Includes Front Mounting Brackets only.	159 LB	\$1,240.00
730876006	Mnt kt-utility dlx A2 Discontinued JX75, 80, 85, 90	200 LB	\$1,438.00
730877006	Mnt kt-utility dlx A1 Farmall 70, 80	215 LB	\$1,438.00

Hydraulic Valve Kit

730861006	Hyd vlv kt-util dlx Farmall 70, 80, 90, 95 and discontinued JX75, 80, 85, 90, 95	25 LB	\$1,048.00
713679006	Hyd Valve Kit- Utility 75 2 function mechanical (cable controlled) Loader Mounted valve, joystick, & hose kit. for Farmall 75C Flat Deck (Ankara) and Tier 4A Farmall 85C, 95C, 105C, 115C "Flat Deck" tractors built in Ankara S/N = ZxJV0xxxx, and Discontinued Tier 4A Farmall 85C, 95C, 105C "Platform" tractors built in Jesi S/N = ZxJX5xxxx (Not compatible with Factory Installed Mid Mount Valve/Joystick)	55 LB	\$1,048.00

Other Hydraulic Options

717565006	Joystick adapting kit for 3rd function electro-hydraulic kit operation (Includes new knob / push button and required wiring for implement operation. Requires 3rd Function Electro-hydraulic kit.)	2 LB	\$163.00
730684006	3rd Function Diverter_ For use with Self Leveling loaders	23 LB	\$924.00
730685006	3rd Function Diverter For use with Non Self Leveling loaders	32 LB	\$924.00
730755006	Soft Ride 730755	11 LB	\$715.00

Bucket Euro Quick Attach

717417006	73" wide 21 Cu. Ft. standard material CORE Euro Style - 73" Standard material bucket - 0.63 yd struck capacity, 0.78 yd. heaped capacity (Compatible with 716983 -Bolt-On Standard Duty Grapple)	401 LB	\$1,058.00
717419006	83" Wide standard material bucket CORE Euro Style - 83" Standard material bucket - 0.72 yd struck capacity, 0.89 yd heaped capacity. (Compatible with 716983 -Bolt-On Standard Duty Grapple)	505 LB	\$1,199.00

**L560 FRONT LOADER
US PRICE LIST**

(Ex Works Nearest Depot)

	730847006	72" wide material bucket Euro 0.61 cu. yd. Euro (Not Compatible with Bolt-on Grapple)	390 LB	\$791.00
	730848006	84" wide material bucket Euro 0.71 cu. yd. Euro (Not Compatible with Bolt-on Grapple)	437 LB	\$919.00

Bucket Skid Steer Quick Attach

	730403006	73" Wide 21 Cu Ft Std material bucket CORE SSL Style - 73" 21 Cu Ft Standard Material Bucket 0.63 yd struck capacity, 0.78 yd heaped capacity. (Compatible with 716983 –Bolt-On Standard Duty Grapple)	401 LB	\$1,158.00
	730404006	83" Wide 24 Cu Ft standard material bkt CORE SSL Style - 83" 24 Cu Ft Standard Material Bucket 0.72 yd struck capacity, 0.89 yd heaped capacity. (Compatible with 716983 –Bolt-On Standard Duty Grapple)	505 LB	\$1,313.00
	730889006	72" wide material bucket SSL Skid Steer Style QA 0.51 yd ³ struck capacity, 0.61 yd ³ heaped capacity (Not Compatible with Bolt-on Grapple)	390 LB	\$791.00
	730890006	84" wide material bucket SSL Skid Steer Style QA 0.59 yd ³ struck capacity, 0.71 yd ³ heaped capacity (Not Compatible with Bolt-on Grapple)	437 LB	\$919.00

Faceplate

	716653196	Faceplate SSL-Black	175 LB	\$1,003.00
	730887006	Faceplate Euro-Black	175 LB	\$1,003.00

Grapple

	716983046	Bolt-on Grapple "Bolt-On" Standard Duty Grapple For 73" or 83" Standard Duty buckets. Only fits: 730403006, 730404006, 717417006, 717419006 Requires 3rd function to operate grapple. Requires holes to be drilled in bucket to allow brackets to bolt on.	200 LB	\$2,787.00
--	-----------	---	--------	------------

Bale Fork

	730842006	Bale Fork with Back Stop SSL Standard Square Bale Fork - SSL Style Includes 2 Tines – Adjustable Spacing from 31.5" to 51" (Up to 5 Tines can be installed)	198 LB	\$1,250.00
	730843006	Bale Fork with Back Stop Euro Standard Square Bale Fork - EURO Style Includes 2 Tines – Adjustable Spacing from 31.5" to 51" (Up to 5 Tines can be installed)	181 LB	\$1,100.00

Bale Spear

	715106026	Bale spike CORE SSL Style - Bale Spike (one long tine and one short tine maintains bale control)	132 LB	\$994.00
	717485016	ATTACHMENT, BALE SPIKE CORE Euro Style - Bale Spike 1 long tine and 1 short tine maintains bale control	132 LB	\$788.00

**L560 FRONT LOADER
US PRICE LIST**

(Ex Works Nearest Depot)

Pallet Forks

	424995006	38" Fork and 55" Wide Pallet 2200 NON CORE SSL Style - Pallet Fork 38" fork, 55" wide 2,200 lb capacity	270 LB		\$965.00
	730849006	38IN PF 55W 2200LB EURO NON CORE - EURO Style - Pallet Fork 38", 55" wide 2,200 lb	270 LB		\$998.00

L570 FRONT LOADER
US PRICE LIST

(Ex Works Nearest Depot)
Standard Equipment

STANDARD FEATURES:

- Quick attach design:
 - Euro Style Quick-Attach
 - Skid-Steer Style Tool Carrier
- 4-Bar bucket linkage
- Bucket level indicator
- Parking stand

SPECIFICATIONS:

See Chart for Specifications

CASE **III**

AGRICULTURE

Specifications Chart L570

Value Loader Type	<i>L570 NSL</i>	<i>L570 MSL</i>
Tractor Used On Engine HP Range Loader specifications are subject to change and may vary based on tractor model, hydraulic system and tire size.	Farmall 85C-115C Tier A "Flat Deck" (Ankara) 85 - 115	
<u>Boom Cylinder Fulcrum</u> Maximum Lift Height @ Pivot Pin: mm (in): Max Lift Height under bucket in Level position: mm (in): Dump Clearance mm (in.) Digging Depth mm (in):	3530 (138.9) 3290 (129.5) 2700 (106.3) 100 (3.9)	3530 (138.9) 3290 (129.5) 2700 (106.3) 100 (3.9)
<u>Lift Capacity (Bucket center) kg (lbs):</u> Lift Capacity Max Height @ pivot pins kg (lbs): Lift Capacity Max Height @ 800 mm kg (lbs): Lift Capacity @ 59 in high @ pivot pins kg (lbs): Lift Capacity @ 59 in high @ 800 mm kg (lbs):	1560 (3439) 1010 (2227) 1940 (4277) 1450 (3197)	1050 (2315) 1240 (2882) 1340 (2954) 1350 (2976)
Boom Breakout force @ pivot pins kN (lbs): Boom Breakout force @ 800 mm kN (lbs):	2440 (5379) 1700 (3748)	1720(3792) 1500 (3307)
Bucket Rollback force @ max height kN (lbs) Bucket Rollback force @ ground level kN (lbs)	1730 (3814) 2210 (4872)	1730 (3814) 2190 (4828)
Reach @ maximum lift mm (in): Reach @ ground level mm (in):	870 (34.3) 2060 (81.1)	870 (34.3) 2060 (81.1)
Bucket Rollback angle (degrees): Bucket Dump angle (degrees):	42 48	42 48
Raise time to full height (No load) Lower time (No load) Bucket dump time Bucket rollback	5.1 3.6 4.6 3.3	39 2.4 3.3 3.3
Recommended minimum rear Ballast- Kg. (lbs)	320 (706)	600 (1323)



Specifications Chart L570

Value Loader Type	L570 NSL	L570 MSL
Tractor Used On	Farmall U Tier 3	
Engine HP Range	85 - 95	
Front Tires	440/65R24	
Rear Tires	540/65R34	
Loader specifications are subject to change and may vary based on tractor model, hydraulic system and tire size.		
<u>Boom Cylinder Fulcrum</u>		
Maximum Lift Height @ Pivot Pin: mm (in):	3470 (136.6)	3470 (136.6)
Max Lift Height under bucket in Level position: mm (in):	3230 (127.2)	3230 (127.2)
Dump Clearance mm (in.)	2640 (103.9)	2640 (103.9)
Digging Depth mm (in):	160 (6.3)	160 (6.3)
<u>Lift Capacity (Bucket center) kg (lbs):</u>		
Lift Capacity Max Height @ pivot pins kg (lbs):	1650 (3630)	1110 (2442)
Lift Capacity Max Height @ 800 mm kg (lbs):	1070 (2354)	1310 (2882)
Lift Capacity @ 59 in high @ pivot pins kg (lbs):	2050 (4510)	1420 (3124)
Lift Capacity @ 59 in high @ 800 mm kg (lbs):	1540 (3388)	1430 (3146)
Boom Breakout force @ pivot pins kN (lbs):	25.4 (5698)	17.9 (4026)
Boom Breakout force @ 800 mm kN (lbs):	17.7 (3982)	15.6 (3498)
Bucket Rollback force @ max height kN (lbs)	18 (4048)	18 (4048)
Bucket Rollback force @ ground level kN (lbs)	22.9 (5148)	22.7 (5104)
Reach @ maximum lift mm (in):	930 (36.6)	930 (36.6)
Reach @ ground level mm (in):	2260 (88.9)	2260 (88.9)
Bucket Rollback angle (degrees):	44	44
Bucket Dump angle (degrees):	49	49
Raise time to full height (No load)	3.1	2.4
Lower time (No load)	2.2	1.4
Bucket dump time	2.8	2
Bucket rollback	2	2

**L570 FRONT LOADER
US PRICE LIST**

(Ex Works Nearest Depot)

Models

COMMERCIAL MODEL	SPECIALTY	LEVELING	Weight	List Price
L570 NSL FRONT LOADR	Euro Style	Non Self Leveling		\$4,314.00
L570 NSL FRONT LOADR	Skid Steer Style	Non Self Leveling		\$4,314.00
L570 MSL FRONT LOADR	Euro Style	Mechanical Self Leveling		\$5,370.00
L570 MSL FRONT LOADR	Skid Steer Style	Mechanical Self Leveling		\$5,370.00

Packet	Description	Weight	List Price
FARMALL 95 83 EURO			\$3684.00
SD_20078-HOSE KIT	No hydraulic hose kit		
SD_20079-2 FUNC RR RMT HOSES	No rear remote hose kit		
SD_20102-HYDRAULIC KIT	Hyd Valve Kit-Utility Deluxe		
SD_39016-MOUNTING KITS	Mount Kit-Utility Deluxe A3		
SD_N5252-83" MATERIAL BUCKET QA	83" Std Mat bucket Euro Styl		
FARMALL U 83 EURO TIER 3			\$2875.00
SD_20078-HOSE KIT	Hose Kit APL Prem		
SD_20079-2 FUNC RR RMT HOSES	No rear remote hose kit		
SD_20102-HYDRAULIC KIT	No Hydraulic pkg		
SD_39016-MOUNTING KITS	Mounting Kit-APL Prem		
SD_N5252-83" MATERIAL BUCKET QA	83" Std Mat bucket Euro Styl		

L570 Front Loader for
Farmall 85C, 95C, 105C Tier 4 Platform (Jesi) Tractors; Farmall 85C, 95C, 105C, 115C Tier 4 Flat Deck (Ankara) Tractors
Discontinued Farmall 90, 95: and Farmall 85U-105UTier 3 Tractors

Factory Supplied Options

Order Code	Description	Weight	List Price
MOUNTING BRACKETS			
SD_39016	MOUNTING KITS		
X39016X	No Mounting Kit		No Charge

**L570 FRONT LOADER
US PRICE LIST**

(Ex Works Nearest Depot)

713625	MNTG KIT - UTIL MED TPS Subframe Set for Tier 4A Farmall 85C, 95C, 105C, 115C "Flat Deck" tractors built in Ankara S/N = ZxJV0xxxx (Not compatible with L600 Series Loader)		\$2,215.00
713691	MNTG KIT MED JESI TPS Subframe Set for Discontinued Tier 4A Farmall 85C, 95C, 105C "Platform" tractors built in Jesi S/N = ZxJX5xxxx (Not compatible with L600 Series Loader)		\$2,215.00
730878	Mount Kit-Utility Deluxe A3 Farmall 90, 95 and discontinued JX95		\$1,438.00
730881	Mounting Kit-APL Prem For Tier 3 Farmall 85U, 95U, 105U and Discontinued JX1080U - JX1100U		\$1,438.00

HYDRAULICS

LOADER MOUNTED VALVES/HOSE KITS

SD_20102 HYDRAULIC KIT

X20102X	No Hydraulic pkg		No Charge
713679	Hyd Valve Kit- Utility 75 2 function mechanical (cable controlled) Loader Mounted valve, joystick, & hose kit. For Farmall 75C Flat Deck (Ankara) and Tier 4A Farmall 85C, 95C, 105C, 115C "Flat Deck" tractors built in Ankara S/N = ZxJV0xxxx, and Discontinued Tier 4A Farmall 85C, 95C, 105C "Platform" tractors built in Jesi S/N = ZxJX5xxxx (Not compatible with Factory Installed Mid Mount Valve/Joystick)		\$1,048.00
730861	Hyd Valve Kit-Utility Deluxe Farmall 70, 80, 90, 95, and discontinued JX75, 80, 85, 90, 95		\$1,048.00

HOSE KITS

SD_20078 HOSE KIT

X20078X	No hydraulic hose kit		No Charge
713680	Hose kit-util 75 2 Function Hose Kit (for Tractors with MMV) for Farmall 75C Flat Deck (Ankara), and Tier 4A Farmall 85C, 95C, 105C, 115C "Flat Deck" tractors built in Ankara S/N = ZxJV0xxxx, and Discontinued Tier 4A Farmall 85C, 95C, 105C "Platform" tractors built in Jesi S/N = ZxJX5xxxx		\$238.00

**L570 FRONT LOADER
US PRICE LIST**

(Ex Works Nearest Depot)

	730893	Hose Kit APL Prem For Tier 3 Farmall 85U, 95U, 105U and discontinued JX1080U - JX1100U		\$238.00
--	--------	--	--	----------

SD_20079 2 FUNC RR RMT HOSES

	X20079X	No rear remote hose kit		No Charge
	730665	Rear remote hose kit Hose Kit for rear remote (less mid-mount) loader control		\$454.00

OTHERS

SD_05022 CAB JOYSTICK CONTRO

	X05022X	No cab joystick control		No Charge
	717565	Cab joystick control Joystick adapting kit for 3rd function electro-hydraulic kit operation (Includes new knob / push button and required wiring for implement operation. Requires 3rd Function Electro-hydraulic kit.)		\$163.00

SD_20056 3RD FUN DIVERTR VLV

	X20056X	No 3rd function diverter valve		No Charge
	730684	3rd function diverter 730684 For use with Self Leveling loaders		\$924.00
	730685	3rd function diverter 730685 For use with Non Self Leveling loaders		\$924.00

SOFT RIDE

SD_N6014 SOFTRIDE OPTION

	XN6014X	No Soft Ride Kit		No Charge
	730755	Soft Ride 730755		\$715.00

LOADER BUCKETS AND ATTACHMENTS

MATERIAL BUCKETS

SD_K5230 BUCKET

Standard Material Buckets				
	XK5230X	No Bucket		No Charge
	730890	84" Std Material Bucket SSL Skid Steer Style QA 0.59 yd³ struck capacity, 0.71 yd³ heaped capacity (Not Compatible with Bolt-on Grapple)		\$919.00
	730848	84" Std Material Bucket EUR Euro Style QA .71 cu yd. (Not Compatible with Bolt-on Grapple)		\$919.00

**L570 FRONT LOADER
US PRICE LIST**

(Ex Works Nearest Depot)

SD_N5242 72 INCH MATERIAL BUCKET

	XN5242X	No 72 Inch Material Bucket		No Charge
	730889	72" Std Material Bucket SSL Skid Steer Style QA 0.51 yd ³ struck capacity, 0.61 yd ³ heaped capacity (Not Compatible with Bolt-on Grapple)		\$791.00
	730847	72" Std Material Bucket EUR Euro Style QA .61 cu yd. (Not Compatible with Bolt-on Grapple)		\$791.00

SD_N5244 73" STD QA BUCKETS

	XN5244X	No 73" Std Mat bucket		No Charge
	730403	73" Std Mat bucket 730403 CORE - SSL Style - 73" 21 cu. ft. standard material bucket 0.63 yd struck capacity, 0.78 yd heaped capacity 730403006 (Compatible with 716983-Bolt-On Standard Duty Grapple)		\$1,158.00
	717417	73" Std Mat bucket Euro Style CORE - Euro Style 73" Standard material bucket 0.63 yd struck capacity, 0.78 yd. heaped capacity (Compatible with 716983 -Bolt-On Standard Duty Grapple)		\$1,058.00

SD_N5252 83" MATERIAL BUCKET QA

	XN5252X	No 83" Std Mat bucket		No Charge
	730404	83" Std Mat bucket SSL style CORE SSL Style - 83" 24 cu. ft. Standard Material Bucket 0.72 yd struck capacity, 0.89 yd heaped capacity (Compatible with 716983 -Bolt-On Standard Duty Grapple)		\$1,313.00
	717419	83" Std Mat bucket Euro Styl CORE - Euro Style 83" Standard material bucket 0.72 yd struck capacity, 0.89 yd. heaped capacity (Compatible with 716983 -Bolt-On Standard Duty Grapple)		\$1,199.00

GRAPPLE

SD_29021 BOLT ON GRAPPLE KIT

	X29021X	No Bolt on Grapple Kit		No Charge
	716983	Bolt on Grapple Kit "Bolt-On" Standard Duty Grapple For 73" or 83" Standard Duty buckets. Only fits: 730403006, 730404006, 717417006, 717419006 Requires 3rd function to operate grapple. Requires holes to be drilled in bucket to allow brackets to bolt on.		\$2,787.00

**L570 FRONT LOADER
US PRICE LIST**

(Ex Works Nearest Depot)

BALE HANDLING

SD_29008 BALE SPEAR

Bale Spear			
	X29008X	No Bale spear Euro Style	No Charge
	717485	Bale Spear - Euro Style	\$788.00

SD_N5501 BALE SPEAR

	XN5501X	No bale spear	No Charge
	715106	Bale spear SSL style CORE SSL Style - Bale Spike (one long tine and one short tine maintains bale control)	\$994.00

BALE FORK

SD_N5343 BALE FRK WITH BACK STOP

	XN5343X	No Bale Fork w Back Stop	No Charge
	730842	Bale Fork w_Back Stop Standard Square Bale Fork - SSL Style Includes 2 Tines – Adjustable Spacing from 31.5" to 51" (Up to 5 Tines can be installed)	\$1,250.00
	730843	Bale Fork w_Back Stop EUR Standard Square Bale Fork - EURO Style Includes 2 Tines – Adjustable Spacing from 31.5" to 51" (Up to 5 Tines can be installed)	\$1,100.00

PALLET FORKS

SD_N5301 38" FORK (55"WIDE 2200LB)

Pallet Forks			
	XN5301X	No 38" fork	No Charge
	424995	38" PF, 55" wide, 2200 lb cap NON CORE - SSL Style - Pallet Fork 38" fork, 55" wide 2,200 lb	\$998.00
	730849	38" PF 55" wide Euro, 2200lb. NON CORE - EURO Style - Pallet Fork 38" fork, 55" wide 2,200 lb	\$998.00

OTHER

SD_40002 BALLAST BOX

	X40002X	No ballasting box	No Charge
	717747	Ballast Box 1000 Lb	\$610.00
	717748	Ballast Box 1500 Lb	\$802.00

**L570 FRONT LOADER
US PRICE LIST**

**(Ex Works Nearest Depot)
Factory Supplied Attachments**

Order Code	Description	Weight	List Price
Ballast Boxes			
717747006	Ballast box 1000 Lb Max (Category I) with 1000 lbs. maximum capacity (For Class II or Class III tractors). This item must be placed on a separate order. Items ordered under Other Equipment Section cannot also be ordered as a factory supplied accessory on the same order. A separate order is necessary if additional quantities are required.	169 LB	\$610.00
717748006	Ballast box 1500 Lb Max (Category II) with 1500 lbs. maximum capacity (For Class III tractors ONLY). This item must be placed on a separate order. Items ordered under Other Equipment Section cannot also be ordered as a factory supplied accessory on the same order. A separate order is necessary if additional quantities are required.	243 LB	\$802.00
Grill Guards			
715824136	Grill Guard Heavy-Duty Insert	25 LB	\$305.00
715824306	Grille gd med Utility For Farmall 75C Flat Deck (Ankara), and Tier 4A Farmall 85C, 95C, 105C, 115C "Flat Deck" tractors built in Ankara S/N = ZxJV0xxxx, and Discontinued Tier 4A Farmall 85C, 95C, 105C "Platform" tractors built in Jesi S/N = ZxJX5xxxx	35 LB	\$259.00
715824246	Grill Guard-APL Discontinued JX80U-JX100U	18 LB	\$259.00
715824256	Grill Guard-APL Premium For Tier 3 Farmall 85U, 95U, 105U and Discontinued JX1080U-JX1100U	18 LB	\$259.00
715824266	Grill Guard-Utility Deluxe Farmall 70-95 and Discontinued JX55-95	15 LB	\$259.00
Hose Kit			
713680006	Hose Kit - Utility 75 2 Function Hose Kit (for Tractors with MMV) for Farmall 75C Flat Deck (Ankara), and Tier 4A Farmall 85C, 95C, 105C, 115C "Flat Deck" tractors built in Ankara S/N = ZxJV0xxxx, and Discontinued Tier 4A Farmall 85C, 95C, 105C "Platform" tractors built in Jesi S/N = ZxJX5xxxx	24 LB	\$238.00
730893006	Hose Kit - APL Prem For Tier 3 Farmall 85U, 95U, 105U for discontinued JX1080U - JX1100U	11 LB	\$238.00
730665006	Rear Remote Hose Kit Hose kit for rear remote (less mid-mount) loader control	25 LB	\$454.00

**L570 FRONT LOADER
US PRICE LIST**

(Ex Works Nearest Depot)

Mounting Kits

	730878006	Mnt kt-utility dlx A3 Farmall 90, 95 and discontinued JX95	230 LB	\$1,438.00
	730881006	Mnt kt-APL prem For Tier 3 Farmall 85U, 95U, 105U for discontinued JX1080U - JX1100U	203 LB	\$1,438.00
	713625006	Mounting Kit - Complete Utility Medium TPS Subframe Set for Tier 4A Farmall 85C, 95C, 105C, 115C "Flat Deck" tractors built in Ankara S/N = ZxJV0xxxx (Not compatible with L600 Series Loader)	367 LB	\$2,215.00
	713691006	MNTG KIT-MED JESI TPS Subframe Set for Discontinued Tier 4A Farmall 85C, 95C, 105C "Platform" tractors built in Jesi S/N = ZxJX5xxxx (Not compatible with L600 Series Loader)	367 LB	\$2,150.00

Hydraulic Valve Kit

	730861006	Hyd vlv kt-util dlx Farmall 70, 80, 90, 95 and discontinued JX75, 80, 85, 90, 95	25 LB	\$1,048.00
--	-----------	---	-------	------------

Other Hydraulic Options

	717565006	Joystick adapting kit for 3rd function electro-hydraulic kit operation (Includes new knob / push button and required wiring for implement operation. Requires 3rd Function Electro-hydraulic kit.)	2 LB	\$163.00
	730684006	3rd Function Diverter_ For use with Self Leveling loaders	23 LB	\$924.00
	730685006	3rd Function Diverter For use with Non Self Leveling loaders	32 LB	\$924.00
	730755006	Soft Ride 730755	11 LB	\$715.00

Bucket Euro Quick Attach

	717417006	73" wide 21 Cu. Ft. standard material CORE Euro Style - 73" Standard material bucket - 0.63 yd struck capacity, 0.78 yd. heaped capacity (Compatible with 716983 -Bolt-On Standard Duty Grapple)	401 LB	\$1,058.00
	717419006	83" Wide standard material bucket CORE Euro Style - 83" Standard material bucket - 0.72 yd struck capacity, 0.89 yd heaped capacity. (Compatible with 716983 -Bolt-On Standard Duty Grapple)	505 LB	\$1,199.00
	730847006	72" wide material bucket Euro 0.61 cu. yd. Euro (Not Compatible with Bolt-on Grapple)	390 LB	\$791.00
	730848006	84" wide material bucket Euro 0.71 cu. yd. Euro (Not Compatible with Bolt-on Grapple)	437 LB	\$919.00

Bucket Skid Steer Quick Attach

	730403006	73" Wide 21 Cu Ft Std material bucket CORE SSL Style - 73" 21 Cu Ft Standard Material Bucket 0.63 yd struck capacity, 0.78 yd heaped capacity. (Compatible with 716983 -Bolt-On Standard Duty Grapple)	401 LB	\$1,158.00
--	-----------	---	--------	------------

**L570 FRONT LOADER
US PRICE LIST**

(Ex Works Nearest Depot)

	730404006	83" Wide 24 Cu Ft standard material bkt CORE SSL Style - 83" 24 Cu Ft Standard Material Bucket 0.72 yd struck capacity, 0.89 yd heaped capacity. (Compatible with 716983 –Bolt-On Standard Duty Grapple)	505 LB	\$1,313.00
	730889006	72" wide material bucket SSL Skid Steer Style QA 0.51 yd ³ struck capacity, 0.61 yd ³ heaped capacity (Not Compatible with Bolt-on Grapple)	390 LB	\$791.00
	730890006	84" wide material bucket SSL Skid Steer Style QA 0.59 yd ³ struck capacity, 0.71 yd ³ heaped capacity (Not Compatible with Bolt-on Grapple)	437 LB	\$919.00

Faceplate

	716653196	Faceplate SSL-Black	175 LB	\$1,003.00
	730887006	Faceplate Euro-Black	175 LB	\$1,003.00

Grapple

	716983046	Bolt-on Grapple "Bolt-On" Standard Duty Grapple For 73" or 83" Standard Duty buckets. Only fits: 730403006, 730404006, 717417006, 717419006 Requires 3rd function to operate grapple. Requires holes to be drilled in bucket to allow brackets to bolt on.	200 LB	\$2,787.00
--	-----------	---	--------	------------

Bale Fork

	730842006	Bale Fork with Back Stop SSL Standard Square Bale Fork - SSL Style Includes 2 Tines – Adjustable Spacing from 31.5" to 51" (Up to 5 Tines can be installed)	198 LB	\$1,250.00
	730843006	Bale Fork with Back Stop Euro Standard Square Bale Fork - EURO Style Includes 2 Tines – Adjustable Spacing from 31.5" to 51" (Up to 5 Tines can be installed)	181 LB	\$1,100.00

Bale Spear

	715106026	Bale spike CORE SSL Style - Bale Spike (one long tine and one short tine maintains bale control)	132 LB	\$994.00
	717485016	ATTACHMENT, BALE SPIKE CORE Euro Style - Bale Spike 1 long tine and 1 short tine maintains bale control	132 LB	\$788.00

Pallet Forks

	424995006	38" Fork and 55" Wide Pallet 2200 NON CORE SSL Style - Pallet Fork 38" fork, 55" wide 2,200 lb capacity	270 LB	\$965.00
	730849006	38IN PF 55W 2200LB EURO NON CORE - EURO Style - Pallet Fork 38", 55" wide 2,200 lb	270 LB	\$998.00

CNH Parts Supplied MMV Kits HYDRAULIC VALVE KIT OFFERING CHART

Tractor Application	Description	Kit Part Number
For Farmall 65C, 75C, 85C, 95C Straddle Tractors	2 Function Mechanical Mid-Mount Valve and Joystick Kit (Requires hose kit)	719124090
For Farmall 75C Flat Deck Tractors	2 Function Mechanical Mid-Mount Valve and Joystick Kit (Requires hose kit)	719124261
For Farmall 75C Tier 4 Flat Deck Tractors	2 Function Mechanical Mid-Mount Valve and Joystick Kit (Requires hose kit)	719124261
For Farmall 85C, 95C, 105C "Platform" Tier 4 Tractors (Jesi)	2 Function Mechanical Mid-Mount Valve and Joystick Kit (Requires hose kit)	719124950
For Farmall 85C, 95C, 105C, 115C "Flat Deck" Tier 4 Tractors (Ankara)	2 Function Mechanical Mid-Mount Valve and Joystick Kit (Requires hose kit)	719124710
For Farmall 105U, 115U Tier 4 Tractors	2 Function Mechanical Mid-Mount Valve and Joystick Kit (Requires hose kit)	719302050
For Farmall 105U, 115U Tier 4 Tractors	2 Function Electronic Mid-Mount Valve and Joystick Kit (Requires hose kit)	718196051
For discontinued Farmall 85 - 105U Cab Tier 3 Tractors	2 Function Mechanical Mid-Mount Valve and Joystick Kit (Requires hose kit)	719255010
For discontinued Farmall 85 - 105U ROPS Tier 3 Tractors	2 Function Mechanical Mid-Mount Valve and Joystick Kit (Requires hose kit)	719255020
For discontinued JX1060C - JX1075C Tractors	2 Function Mechanical Mid-Mount Valve and Joystick Kits (Requires hose kit)	719124040
For discontinued JX1080U - JX1100U Cab Tractors	2 Function Mechanical Mid-Mount Valve and Joystick Kits (Requires hose kit)	710389160
For discontinued JX1080U - JX1100U ROPS Tractors	2 Function Mechanical Mid-Mount Valve and Joystick Kits (Requires hose kit)	710389150
For discontinued JX1085C - JX1095C Tractors	2 Function Mechanical Mid-Mount Valve and Joystick Kits (Requires hose kit)	719124070

**CNH Parts Supplied MMV Kits
HYDRAULIC VALVE KIT OFFERING CHART - FOR DISCONTINUED TRACTORS**

Tractor Application	Description	Kit Part Number
For discontinued Farmall 85 - 105U Cab Tier 3 Tractors	2 Function Mechanical Mid-Mount Valve and Joystick Kit (Requires hose kit)	719255010
For discontinued Farmall 85 - 105U ROPS Tier 3 Tractors	2 Function Mechanical Mid-Mount Valve and Joystick Kit (Requires hose kit)	719255020
For discontinued JX1060C - JX1075C Tractors	2 Function Mechanical Mid-Mount Valve and Joystick Kits (Requires hose kit)	719124040
For discontinued JX1080U - JX1100U Cab Tractors	2 Function Mechanical Mid-Mount Valve and Joystick Kits (Requires hose kit)	710389160
For discontinued JX1080U - JX1100U ROPS Tractors	2 Function Mechanical Mid-Mount Valve and Joystick Kits (Requires hose kit)	710389150
For discontinued JX1085C - JX1095C Tractors	2 Function Mechanical Mid-Mount Valve and Joystick Kits (Requires hose kit)	719124070



PURCHASED PROTECTION

Pricing and program details can be found on the Dealer Portal or by contacting the CPP hotline @ 1-866-606-1802. Not all models are eligible for CPP.

AGRICULTURAL EQUIPMENT

U.S. PRICE LIST

TWIN-RROW PLANTERS

PL-100 TPL REVISION 2

SAP PRICE LIST 003 CK

EFFECTIVE JULY 1, 2013

THIS IS A COMPLETE REVISION

This Complete Revision includes new or revised information Twin-Row Planters.

Copyright 2013 By

CNH America LLC



GENERAL INFORMATION

ADVANCE FREIGHT

Advance freight will be added to the machinery invoice as a separate net charge for machinery shipped from field locations or from other than specified Ex Works locations.

PRICES

Prices are Ex Works factory, where the goods are manufactured, except where noted. For detailed information concerning prices, please refer to your OPERATING GUIDE.

CONTENTS OF ORGANIZATION

CNH America LLC issues price lists and revisions covering each Case IH contract. The U.S. Price List is published in U.S. funds and the Canadian Price List is published in Canadian funds. Ensure that you are using the correct price list. U.S. or Canada is referenced at the top of each page and the Canadian price lists have a Maple Leaf on the price list cover page.

Freight, duty and sales taxes are NOT included in any wholegoods or attachment prices shown in the price list. Any appropriate freight, duty, Federal, State, and Provincial taxes will be added to the machinery invoice as separate net charges.

PROCEDURE

The price pages for each machine (or group of machines) lists both "Factory Supplied Options" and/or "Factory Supplied Attachments."

Each price list is comprised of the various machines sold under that contract. Each price book section has "Factory Supplied Options" and/or "Factory Supplied Attachments" price pages. When ordering and pricing a machine follow the ordering instructions listed for that machine. Attachments listed following the "Factory Supplied Attachments" heading are available for installation in the field.



GENERAL INFORMATION

DISTRIBUTION OF PRICE LISTS

Price lists and periodic price list revisions will be posted on the Dealer Portal, and distributed electronically when possible.

Printed copies of current price lists, index tabs and binders can be purchased from the Document Management Center (DMC). Orders should be placed only through the DMC web site link located on the Dealer Portal.

Document Management Center (DMC)
2205 Durand Avenue
Racine, WI 53403

DMC customer service:
(for inquiries - not to place orders)
(262)636-7540
Internal E-mail: #NA DMC ORDER CENTER

Complete U.S. Price List is PL-100
Complete Canadian Price List is PLC-100

Periodic price list revisions are usually accompanied by a cover sheet which carries instructions on price page changes and where to insert replacement or new price pages. The revisions are dated and are effective as of that date.



TWIN-ROW PLANTERS TABLE OF CONTENTS

TWIN ROW PLANTERS

Twin-Row 3-Point Mounted Planter	
Standard Features	1
Price List	2
Factory Supplied Attachments.....	3
Twin-Row 24R Front Fold Planter	
Standard Features	5
Price List	6
Factory Supplied Attachments.....	9
Twin-Row 32R Front Fold Planter	
Standard Features	11
Price List	12
Factory Supplied Attachments.....	14
Twin-Row 24R Stacker Planter	
Standard Features	17
Price List	18
Factory Supplied Attachments.....	20
Twin-Row 32R Stacker Planter	
Standard Features	23
Price List	24
Factory Supplied Attachments.....	26
Seed Disk Charts.....	29

**TWIN-ROW 3-POINT MOUNTED PLANTER
US PRICE LIST**

(Ex Works - Salina, KS)

Standard Equipment

Air-Pro® Metering and Fan System
7" Square Frame Tube
8R19.5 LT Tool Bar Gauge Wheel Tires
1.6 Bu. Per Opener Seed Hopper
25 Series Opener
Heavy-duty Row Unit Down Pressure
Springs (up to 500 lbs./row)
4 Mil Offset Opener Blades
205 Triple Lip Seal Disk Opener Bearings
Twin-Row - 2 ½ in. Wide Row Unit
Gauge Wheels
Blade Separator w/ Stainless Fertilizer
Tube
Clear Shot™ Seed Tubes
Early Riser IV Monitor
Ground Engaging Positive Drive System



**TWIN-ROW 3-POINT MOUNTED PLANTER
US PRICE LIST**

(Ex Works - Salina, KS)

Models

COMMERCIAL MODEL	WORKING WIDTH	SPACING	TRANSPORT	Weight	List Price
825A3PM 16TR36	16 Rows	36 in.	Rigid Mount	9,500 LB	\$46,278.00
825A3PM 16TR38	16 Rows	38 in.	Rigid Mount	9,500 LB	\$46,278.00
825A3PM 16TR40	16 Rows	40 in.	Rigid Mount	9,500 LB	\$46,278.00

Factory Supplied Options

Order Code	Description	Weight	List Price
CLOSING SYSTEM			
SD_16034 PRESS WHEELS			
449216	1.25 X 13 Dbl Wedge w/Keeton		No Charge
449225	Adjustable Cast w/Keeton		No Charge
449222	Spider Chain w/Keeton		\$1,176.00
MARKERS			
SD_P9201 MARKERS			
XP9201X	No markers		No Charge
449248	36 in. Spacing		\$3,407.00
449249	Markers for 38/40 in. Spacing		\$3,407.00



**TWIN-ROW 3-POINT MOUNTED PLANTER
US PRICE LIST**

(Ex Works - Salina, KS)

Factory Supplied Attachments

Order Code	Description	Weight	List Price
Markers			
449248006	Markers - 36 in. spacing	687 LB	\$3,407.00
449249006	Markers for 38 in. and 40 in. spacing	756 LB	\$3,407.00
Seed Disc			
73358643	Soybean (84 cell)	1 LB	\$26.00
73358644	Soybean (168 cell)	1 LB	\$26.00
73358645	Corn disc kit (24 cell) Includes 1 each of Round – small and large and flat large	1 LB	\$54.00
73358646	Corn disc kit (40 cell) Includes 1 each of Round – small and large and flat large	1 LB	\$54.00
73358647	Corn (24 cell round-small) Corn flat - small is planted with Corn round small disc	1 LB	\$26.00
73358648	Corn (40 cell round - small)	1 LB	\$26.00
73358649	Corn (24 cell round - large)	1 LB	\$26.00
73358650	Corn (40 cell round - large)	1 LB	\$26.00
73358651	Corn (24 cell flat - large)	1 LB	\$26.00
73358652	Corn (40 cell flat - large)	1 LB	\$26.00
73358653	Milo (65 cell)	1 LB	\$26.00
73358654	Milo (130 cell)	1 LB	\$26.00
73358655	Cotton (60 cell) All seed sizes and row spacings	1 LB	\$26.00
73358656	DISC, POPCORN/SUNFLOWER seed only) Not for confection or small seeds.	1 LB	\$26.00
73358658	Wheat (85 cell - volumetric)	1 LB	\$26.00
73358659	Blank disc - Req in meter for blank rows (changing from Twin-Row to single rows)	1 LB	\$26.00
EZEE Glide Seed Lubricant			
73358657	EZEE Glide seed lubricant (5 gal.)	1 LB	\$43.00
Tillage Options			
449257006	Unit mounted coulter w/15" TURBO Blade	648 LB	\$4,034.00
On Row Residue Managers			
449258006	Sngl MARTIN RC for use w/mtd coulter Row cleaners on every row	844 LB	\$4,202.00
449259006	Single MARTIN row cleaners Stand alone row cleaners - not for use w/coulters	1,351 LB	\$5,466.00
Other			
73358755	2 1/2 in. gauge wheel scraper (used on Twin-Row spacing) per row	2 LB	\$6.00

CASE IH TWIN-ROW 24R FRONT FOLD PLANTER
US PRICE LIST

(Ex Works - Salina, KS)

Standard Equipment

Split Air System Requires 700 Pro or
ISO bus 11783 Compliant Virtual
Terminal/Monitor
Air Pro® Meters
Narrow Transport Width (13' 10")
Twin-Row
14.9 x 46 Tool Bar Tires (Center)
15.5 x 16.5 Bar Tires (Wings)
Telescoping Tongue
Twin-Row - 2 ½ in. Wide Row Unit
Gauge Wheels
Low Profile Flat-Fold markers
25 Series Openers
Blade Separator / Fertilizer Tube
4 Mil Blades
205 Triple Lip Seal Disk Opener Bearings
Center Flex
Contact Drive
Heavy-duty Row Unit Down Pressure
Springs (up to 500 lbs./row)
Walkboard
Accu-Row Row Shut-off
Hydraulic Drive
Active Air Auto Pneumatic Down
Pressure
Spider Wheel / Keeton Drag Chain
Closing System



**CASE IH TWIN-ROW 24R FRONT FOLD PLANTER
US PRICE LIST**

(Ex Works - Salina, KS)

Models

COMMERCIAL MODEL	WORKING WIDTH	SPACING	TRANSPORT	Weight	List Price
1225AFF 24TR30	24 Rows	30 in.	Front Folding	13,340 LB	\$145,500.00

Factory Supplied Options

Order Code	Description	Weight	List Price
CLOSING SYSTEM			
SD_16034 PRESS WHEELS			
	449222 Spider Chain w/Keeton		No Charge
	449216 1.25 X 13 Dbl Wedge w/Keeton		(\$1,764.00)
	449225 Adjustable Cast w/Keeton for stale seed beds		(\$1,764.00)
BULK FILL TANKS			
SD_P6001 FEEDING SYSTEM			
	XP6001X No Feeding system		No Charge
	449238 Removable 82 bu. bulk hopper 82 & 150 bu tanks give user the option to use pro-boxes		\$3,822.00
	449239 Removable 150 bu. Bulk Hopper Not compatible on any model with starter fertilizer		\$4,922.00
HITCH OPTION			
SD_20086 HYDRAULIC COUPLER			
	X20086X No Quick coupler preparation		No Charge
	449263 Auxiliary hydraulic kit (Dual selector valve)		\$612.00
SD_41030 HITCH			
	X41030X No selection		No Charge
	449246 Hyd tongue w/o 3-Point Hitch Not for use with tractor equipped with 3 Point Hitch		\$1,324.00



**CASE IH TWIN-ROW 24R FRONT FOLD PLANTER
US PRICE LIST**

(Ex Works - Salina, KS)

MARKERS

SD_P9201 MARKERS

	449252	Markers		No Charge
	XP9201X	No markers		(\$3,875.00)

SEED MONITOR SYSTEMS

SD_25003 CAB DISPLAY MONITOR

	X25003X	No Display monitor		No Charge
	451102	AFS Pro 700 Display		\$5,185.00

ROW UNIT OPTIONS

SD_27020 RATE CONTROL

	449228	Accu-Row Planter/Cab Components Pkg. - Kit Includes: Virtual Terminal software, compressor, holding tanks, plumbing, 2 valve bodies (6 channel control) and modules. Requires GPS Signal - SERIAL receiver signal NMEA 0183: CAN BUS receiver signal NMEA 2000 (not included) and Pro 700 Monitor.		No Charge
	X27020X	No Selection		(\$6,057.00)

SD_P9707 DOWN PRESSURE

	449233	Active Air Pneumatic down pres		No Charge
	X9707XX	Heavy-dty Spring down pressure		(\$7,785.00)

FERTILIZER

SD_20160 LIQUID SUPPLY PUMP

	X20160X	No Pump		No Charge
	449326	Starter fert. manifold, pump and ground drive kit		\$6,077.00
	449327	Hi Rate fert. manifold, pump and ground drive kit		\$6,475.00
	449328	Hi Rt & starter fert manifold, and ground drive kit		\$12,552.00

SD_P9801 FERTILIZER

	XP9801X	No selection		No Charge
	449240	Two 200 Gallon Tanks		\$5,034.00



**CASE IH TWIN-ROW 24R FRONT FOLD PLANTER
US PRICE LIST**

(Ex Works - Salina, KS)

Factory Supplied Attachments

Order Code	Description	Weight	List Price
Bulk Fill Tanks			
449238006	Removable 82 bu. Bulk Fill hopper 82 and 150 bu tanks give user the option to use Pro-Boxes	1,120 LB	\$3,822.00
449239006	Removable 150 bu. Bulk Fill hopper Not compatible on any model with starter fertilizer	1,782 LB	\$4,922.00
Hitch			
449263016	Auxiliary hydraulic kit for 24 row Dual selector valve	45 LB	\$612.00
Markers			
449252006	MARKER DEDUCT 30 FT	1,176 LB	\$3,875.00
Seed Disc			
73358643	Soybean (84 cell)	1 LB	\$26.00
73358644	Soybean (168 cell)	1 LB	\$26.00
73358645	Corn disc kit (24 cell) Includes 1 each of Round – small and large and flat large	1 LB	\$54.00
73358646	Corn disc kit (40 cell) Includes 1 each of Round – small and large and flat large	1 LB	\$54.00
73358647	Corn (24 cell round-small) Corn flat - small is planted with Corn round small disc	1 LB	\$26.00
73358648	Corn (40 cell round - small)	1 LB	\$26.00
73358649	Corn (24 cell round - large)	1 LB	\$26.00
73358650	Corn (40 cell round - large)	1 LB	\$26.00
73358651	Corn (24 cell flat - large)	1 LB	\$26.00
73358652	Corn (40 cell flat - large)	1 LB	\$26.00
73358653	Milo (65 cell)	1 LB	\$26.00
73358654	Milo (130 cell)	1 LB	\$26.00
73358655	Cotton (60 cell) All seed sizes and row spacings	1 LB	\$26.00
73358656	DISC, POPCORN/SUNFLOWER seed only) Not for confection or small seeds.	1 LB	\$26.00
73358658	Wheat (85 cell - volumetric)	1 LB	\$26.00
73358659	Blank disc - Req in meter for blank rows (changing from Twin-Row to single rows)	1 LB	\$26.00
EZ Glide Seed Lubricant			
73358657	EZEE Glide seed lubricant (5 gal.)	1 LB	\$43.00
Fertilizer			
449240006	Fertilizer Tank Kit (2 - 200 gal. tanks) Includes tank supports and main plumbing	1,217 LB	\$5,034.00

**CASE IH TWIN-ROW 24R FRONT FOLD PLANTER
US PRICE LIST**

(Ex Works - Salina, KS)

	449254006	Smart box mounting kit for 24R Mounting kits include mounting brackets only. Includes diffuser and wind shield. To complete your SmartBox System you must go to the SmartBox website at www.smartboxsystem.com and click on "Order" then select Manufacturer, Series and Row configurations. Gauge Wheel Scraper	672 LB		\$4,029.00
	449326006	Starter fertilizer manifold, pump (24R) and ground drive kit	516 LB		\$6,077.00
	449327006	Hi Rate fertilizer manifold, pump (24R) and ground drive kit	658 LB		\$6,475.00
	449328006	Hi Rt/starter fert. manifold, pump (24R) Both Hi Rate and starter fertilizer manifolds, pumps and ground drive kits	1,174 LB		\$12,552.00
	73358753	Fertilizer dribbler assembly RH, per row (mount on RH side of row unit) - for right row unit	2 LB		\$24.00
	73358754	Fertilizer dribbler assembly LH, per row (mount on LH side of row unit) - for left row unit	2 LB		\$24.00
Tillage Options					
	449257016	24 Row mounted coulter w/15" TURBO BLADE Coulter on every row	972 LB		\$5,756.00
On Row Residue Managers					
	449258016	SNGL MARTIN RC for use w/mtd cltr (24R) Row cleaners on every row for use w/mounted coulter	844 LB		\$5,999.00
	449259016	Stand alone SINGLE MARTIN RC (24R) Stand alone row cleaners - not for use w/coulters	2,027 LB		\$8,043.00
Frame Mounted Row Cleaners					
	449262006	Frame mounted dual TERRA-TINE RC (24R) Row Cleaners - single wheel per row (24)	1,178 LB		\$4,265.00
	449260006	Underframe tub assembly (24R) For use with TERRA-TINE frame mounted row cleaner	315 LB		\$415.00
Other					
	73358755	2 1/2 in. gauge wheel scraper (used on Twin-Row spacing) per row	2 LB		\$6.00

CASE IH TWIN-ROW 32R FRONT FOLD PLANTER
US PRICE LIST

(Ex Works - Salina, KS)

Standard Equipment

Split Air System Requires 700 Pro or
ISO bus 11783 compliant
Virtual Terminal/Monitor
Air Pro® Meters
Narrow Transport Width (13' 10")
Twin-Row
14.9 x 46 Tool Bar Tires (Center)
15.5 x 16.5 Tool Bar Tires (Wings)
Telescoping Tongue
Twin-Row - 2 ½ in. Wide Row Unit
Gauge Wheels
Low Profile Flat-Fold Markers
25 Series Openers
Blade Separator / Fertilizer Tube
4 Mil Blades
205 Triple Lip Seal Disk Opener Bearings
Center Flex
Heavy-duty Row Unit Down Pressure
Springs (up to 500 lbs./row)
Walkboard
Accu-Row Shut-Off
Hydraulic Drive
Accu-Row Row Shut-off
Active Air Auto Pneumatic Down
Pressure



**CASE IH TWIN-ROW 32R FRONT FOLD PLANTER
US PRICE LIST**

(Ex Works - Salina, KS)

Models

COMMERCIAL MODEL	WORKING WIDTH	SPACING	TRANSPORT	Weight	List Price
1625AFF 32TR30	32 Rows	30 in.	Front Folding	14,900 LB	\$176,996.00

Factory Supplied Options

Order Code	Description	Weight	List Price
CLOSING SYSTEM			
SD_16034 PRESS WHEELS			
	449222 Spider Chain w/Keeton		No Charge
	449216 1.25 X 13 Dbl Wedge w/Keeton		(\$2,352.00)
	449225 Adjustable Cast w/Keeton for stale seed beds		(\$2,352.00)
BULK FILL TANKS			
SD_P6001 FEEDING SYSTEM			
	XP6001X No Feeding system		No Charge
	449238 Removable 82 bu. bulk hopper 82 & 150 bu tanks give user the option to use pro-boxes		\$3,822.00
	449239 Removable 150 bu. Bulk Hopper Not compatible on any model with starter fertilizer		\$4,922.00
HITCH OPTION			
SD_20086 HYDRAULIC COUPLER			
	X20086X No Quick coupler preparation		No Charge
	449263 Auxiliary hydraulic kit (Dual selector valve)		\$612.00
SD_41030 HITCH			
	X41030X No selection		No Charge
	449246 Hyd tongue w/o 3-Point Hitch Not for use with tractor equipped with 3 Point Hitch		\$1,324.00



**CASE IH TWIN-ROW 32R FRONT FOLD PLANTER
US PRICE LIST**

(Ex Works - Salina, KS)

MARKERS

SD_P9201 MARKERS

	449252	Markers		No Charge
	XP9201X	No markers		(\$3,895.00)

SEED MONITOR SYSTEMS

SD_25003 CAB DISPLAY MONITOR

	X25003X	No Display monitor		No Charge
	451102	AFS Pro 700 Display		\$5,185.00

ROW UNIT OPTIONS

SD_27020 RATE CONTROL

	449228	Accu-Row Planter/Cab Components Pkg. - Kit Includes: Virtual Terminal software, compressor, holding tanks, plumbing, 2 valve bodies (6 channel control) and modules. Requires GPS Signal - SERIAL receiver signal NMEA 0183: CAN BUS receiver signal NMEA 2000 (not included) and Pro 700 Monitor.		No Charge
	X27020X	No Selection		(\$7,884.00)

SD_P9707 DOWN PRESSURE

	449234	Active Air Pneumatic downpres		No Charge
	X9707XX	Heavy-dty Spring down pressure		(\$8,650.00)

FERTILIZER

SD_20160 LIQUID SUPPLY PUMP

	X20160X	No Pump		No Charge
	449326	Starter fert. manifold, pump and ground drive kit		\$7,217.00
	449327	Hi Rate fert. manifold, pump and ground drive kit		\$7,395.00
	449328	Hi Rt & starter fert manifold, and ground drive kit		\$14,612.00

SD_P9801 FERTILIZER

	XP9801X	No selection		No Charge
	449240	Two 200 Gallon Tanks		\$5,034.00



**CASE IH TWIN-ROW 32R FRONT FOLD PLANTER
US PRICE LIST**

(Ex Works - Salina, KS)

Factory Supplied Attachments

Order Code	Description	Weight	List Price
Bulk Fill Tanks			
449238006	Removable 82 bu. Bulk Fill hopper 82 and 150 bu tanks give user the option to use Pro-Boxes	1,120 LB	\$3,822.00
449239006	Removable 150 bu. Bulk Fill hopper Not compatible on any model with starter fertilizer	1,782 LB	\$4,922.00
Hitch			
449263006	Auxiliary hydraulic kit for 32 row Dual selector valve	45 LB	\$612.00
Markers			
449252016	Markers for 40 ft.	1,326 LB	\$3,895.00
Seed Disc			
73358643	Soybean (84 cell)	1 LB	\$26.00
73358644	Soybean (168 cell)	1 LB	\$26.00
73358645	Corn disc kit (24 cell) Includes 1 each of Round – small and large and flat large	1 LB	\$54.00
73358646	Corn disc kit (40 cell) Includes 1 each of Round – small and large and flat large	1 LB	\$54.00
73358647	Corn (24 cell round-small) Corn flat - small is planted with Corn round small disc	1 LB	\$26.00
73358648	Corn (40 cell round - small)	1 LB	\$26.00
73358649	Corn (24 cell round - large)	1 LB	\$26.00
73358650	Corn (40 cell round - large)	1 LB	\$26.00
73358651	Corn (24 cell flat - large)	1 LB	\$26.00
73358652	Corn (40 cell flat - large)	1 LB	\$26.00
73358653	Milo (65 cell)	1 LB	\$26.00
73358654	Milo (130 cell)	1 LB	\$26.00
73358655	Cotton (60 cell) All seed sizes and row spacings	1 LB	\$26.00
73358656	DISC, POPCORN/SUNFLOWER seed only) Not for confection or small seeds.	1 LB	\$26.00
73358658	Wheat (85 cell - volumetric)	1 LB	\$26.00
73358659	Blank disc - Req in meter for blank rows (changing from Twin-Row to single rows)	1 LB	\$26.00
EZ Glide Seed Lubricant			
73358657	EZEE Glide seed lubricant (5 gal.)	1 LB	\$43.00
Fertilizer			
449240006	Fertilizer Tank Kit (2 - 200 gal. tanks) Includes tank supports and main plumbing	1,217 LB	\$5,034.00

**CASE IH TWIN-ROW 32R FRONT FOLD PLANTER
US PRICE LIST**

(Ex Works - Salina, KS)

	449254016	Smart box mounting kit for 32R Mounting kits include mounting brackets only. Includes diffuser and wind shield. To complete your SmartBox System you must go to the SmartBox website at www.smartboxsystem.com and click on "Order" then select Manufacturer, Series and Row configurations. Gauge Wheel Scraper	834 LB		\$4,851.00
	449326016	Starter fertilizer manifold, pump (32R) and ground drive kit	538 LB		\$7,217.00
	449327016	Hi Rate fertilizer manifold, pump (32R) and ground drive kit	719 LB		\$7,395.00
	449328016	Hi Rt /starter fert. manifold, pmp (32R) Both Hi Rate and starter fertilizer manifolds, pumps and ground drive kits	1,257 LB		\$14,612.00
	73358753	Fertilizer dribbler assembly RH, per row (mount on RH side of row unit) - for right row unit	2 LB		\$24.00
	73358754	Fertilizer dribbler assembly LH, per row (mount on LH side of row unit) - for left row unit	2 LB		\$24.00

Tillage Options

	449257026	32 Row mounted coulter w/15" TURBO BLADE Coulter on every row	1,236 LB		\$7,680.00
--	-----------	--	----------	--	------------

On Row Residue Managers

	449258026	SNGL MARTIN RC for use w/mtd cltr (32R) Row cleaners on every row for use w/mounted coulter	1,689 LB		\$7,997.00
	449259026	Stand alone SINGLE MARTIN RC (32R) Stand alone row cleaners - not for use w/coulters	2,703 LB		\$10,723.00

Frame Mounted Row Cleaners

	449262016	Frame mounted dual TERRA-TINE RC (32R) Row Cleaners - single wheel per row (32)	1,565 LB		\$5,684.00
	449260016	Underframe tub assembly (32R) For use with TERRA-TINE frame mounted row cleaner	373 LB		\$511.00

Other

	73358755	2 1/2 in. gauge wheel scraper (used on Twin-Row spacing) per row	2 LB		\$6.00
--	----------	---	------	--	--------

CASE IH TWIN-ROW 24 ROW STACKER PLANTER
US PRICE LIST

(Ex Works - Salina, KS)
Standard Equipment

Split Air System Requires 700 Pro
or ISO bus 11783 compliant
Virtual Terminal/Monitor
Air-Pro® Meter System
Hydraulic Drive
25 Series Openers
4 Mil Blades
205 Triple Lip Seal Disk Opener Bearings
Heavy-duty Row Unit Down Pressure
Springs - Up to 500 lbs./row
Twin-Row - 2 ½ in. Wide Row Unit
Gauge Wheels
Narrow Transport Width -
24' 6" On All Wide Row Models
Walk Board
Hydraulic Steering - Must Have
Power Beyond Setup
3 Section Point Row Control
Blade Separator / Fertilizer tubes

Optional on 24R
Active Air Down Pressure



**CASE IH TWIN-ROW 24 ROW STACKER PLANTER
US PRICE LIST**

(Ex Works - Salina, KS)

Models

COMMERCIAL MODEL	WORKING WIDTH	SPACING	Weight	List Price
4025A3PS 24TR36	24 Rows	36 in.	17,100 LB	\$123,197.00
4025A3PS 24TR38	24 Rows	38 in.	17,100 LB	\$123,197.00
4025A3PS 24TR40	24 Rows	40 in.	17,100 LB	\$123,197.00

Factory Supplied Options

Order Code	Description	Weight	List Price
CLOSING SYSTEM			
SD 16034 PRESS WHEELS			
	449216 1.25 X 13 Dbl Wedge w/Keeton		No Charge
	449225 Adjustable Cast w/Keeton for use in stale seedbeds		No Charge
	449222 Spider Chain w/Keeton		\$1,764.00
BULK FILL TANKS			
SD P6001 FEEDING SYSTEM			
	XP6001X No Feeding system		No Charge
	449238 Removable 82 bu. bulk hopper Gives user the option to use pro-boxes		\$3,822.00
MARKERS			
SD P9201 MARKERS			
	XP9201X No markers		No Charge
	449250 Markers for 30/40 in. Spacing		\$6,895.00
	449251 Markers for 36/38 in. Spacing		\$6,895.00
SEED MONITOR SYSTEMS			
SD 25003 CAB DISPLAY MONITOR			
	X25003X No Display monitor		No Charge



**CASE IH TWIN-ROW 24 ROW STACKER PLANTER
US PRICE LIST**

(Ex Works - Salina, KS)

		451102	AFS Pro 700 Display			\$5,185.00
--	--	--------	---------------------	--	--	------------

GULL WING

SD_P7801 GULL WING

		449237	Gull Wing pkg w/down pressure Includes wing flex, wing lock and down pressure			No Charge
		449235	Wing Lock only package			(\$952.00)
		449236	Wing Flex only package			(\$410.00)
		XP7801X	No Gull Wing package			
			if WORKING WIDTH is 24 Rows			(\$1,075.00)

ROW UNIT OPTIONS

SD_27020 RATE CONTROL

		X27020X	No Selection			No Charge
		449228	Accu-Row Planter/Cab Components Pkg. - Kit Includes: Virtual Terminal software, compressor, holding tanks, plumbing, 2 valve bodies (6 channel control) and modules. Requires GPS Signal - SERIAL receiver signal NMEA 0183: CAN BUS receiver signal NMEA 2000 (not included) and Pro 700 Monitor.			\$6,057.00

SD_P9707 DOWN PRESSURE

		X9707XX	Heavy-dty Spring down pressure			No Charge
		449233	Active Air Pneumatic down pres			\$9,569.00

FERTILIZER

SD_20160 LIQUID SUPPLY PUMP

		X20160X	No Pump			No Charge
		449326	Starter fert. manifold, pump and ground drive kit			\$6,838.00



**CASE IH TWIN-ROW 24 ROW STACKER PLANTER
US PRICE LIST**

(Ex Works - Salina, KS)

Factory Supplied Attachments

Order Code	Description	Weight	List Price
Bulk Fill Tanks			
449238006	Removable 82 bu. Bulk Fill hopper 82 and 150 bu tanks give user the option to use Pro-Boxes	1,120 LB	\$3,822.00
Markers			
449250006	Markers (40 in. TR, 30 in. TR, spacing)	2,294 LB	\$6,895.00
449251006	Markers (36 in. TR, 38 in. TR, spacing)	2,251 LB	\$6,895.00
Seed Disc			
73358643	Soybean (84 cell)	1 LB	\$26.00
73358644	Soybean (168 cell)	1 LB	\$26.00
73358645	Corn disc kit (24 cell) Includes 1 each of Round – small and large and flat large	1 LB	\$54.00
73358646	Corn disc kit (40 cell) Includes 1 each of Round – small and large and flat large	1 LB	\$54.00
73358647	Corn (24 cell round-small) Corn flat - small is planted with Corn round small disc	1 LB	\$26.00
73358648	Corn (40 cell round - small)	1 LB	\$26.00
73358649	Corn (24 cell round - large)	1 LB	\$26.00
73358650	Corn (40 cell round - large)	1 LB	\$26.00
73358651	Corn (24 cell flat - large)	1 LB	\$26.00
73358652	Corn (40 cell flat - large)	1 LB	\$26.00
73358653	Milo (65 cell)	1 LB	\$26.00
73358654	Milo (130 cell)	1 LB	\$26.00
73358655	Cotton (60 cell) All seed sizes and row spacings	1 LB	\$26.00
73358656	DISC, POPCORN/SUNFLOWER seed only) Not for confection or small seeds.	1 LB	\$26.00
73358658	Wheat (85 cell - volmetric)	1 LB	\$26.00
73358659	Blank disc - Req in meter for blank rows (changing from Twin-Row to single rows)	1 LB	\$26.00
EZ Glide Seed Lubricant			
73358657	EZEE Glide seed lubricant (5 gal.)	1 LB	\$43.00
Fertilizer			
449326026	Starter fertilizer manifold, pump and ground drive kit	566 LB	\$6,838.00
Tillage Options			
449257016	24 Row mounted coultter w/15" TURBO BLADE Coultter on every row	972 LB	\$5,756.00



**CASE IH TWIN-ROW 24 ROW STACKER PLANTER
US PRICE LIST**

(Ex Works - Salina, KS)

On Row Residue Managers

	449258016	SNGL MARTIN RC for use w/mtd cltr (24R) Row cleaners on every row for use w/mounted coulter	844 LB		\$5,999.00
	449259016	Stand alone SINGLE MARTIN RC (24R) Stand alone row cleaners - not for use w/coulters	2,027 LB		\$8,043.00

Other

	73358755	2 1/2 in. gauge wheel scraper (used on Twin-Row spacing) per row	2 LB		\$6.00
--	----------	---	------	--	--------



**CASE IH TWIN-ROW 32 ROW STACKER PLANTER
US PRICE LIST**

(Ex Works - Salina, KS)

Standard Equipment

Split Air System Requires 700 Pro
or ISO bus 11783 compliant
Virtual Terminal/Monitor
Air-Pro® Meter System
Hydraulic Drive
25 Series Openers
4 Mil Blades
205 Triple Lip Seal Disk Opener Bearings
Heavy-duty Row Unit Down Pressure
Springs - Up to 500 lbs./row
Twin-Row - 2 ½ in. Wide Row Unit
Gauge Wheels
Narrow Transport Width -
25' 2" on 30" Twin-Row Models
Walk Board
Hydraulic Steering - Must Have
Power Beyond Setup
3 Section Point Row Control
Active Air Down Pressure style
Accu-Row Row Shut off
Blade Separator / Fertilizer Tubes



**CASE IH TWIN-ROW 32 ROW STACKER PLANTER
US PRICE LIST**

(Ex Works - Salina, KS)

Models

COMMERCIAL MODEL	WORKING WIDTH	SPACING	Weight	List Price
4025A3PS 32TR30	32 Rows	30 in.	17,100 LB	\$164,741.00

Factory Supplied Options

Order Code	Description	Weight	List Price
CLOSING SYSTEM			
SD_16034 PRESS WHEELS			
	449216 1.25 X 13 Dbl Wedge w/Keeton		(\$2,352.00)
	449225 Adjustable Cast w/Keeton for use in stale seedbeds		(\$2,352.00)
	449222 Spider Chain w/Keeton		No Charge
BULK FILL TANKS			
SD_P6001 FEEDING SYSTEM			
	XP6001X No Feeding system		No Charge
	449238 Removable 82 bu. bulk hopper Gives user the option to use pro-boxes		\$3,822.00
MARKERS			
SD_P9201 MARKERS			
	XP9201X No markers		No Charge
	449250 Markers for 30/40 in. Spacing		\$6,895.00
SEED MONITOR SYSTEMS			
SD_25003 CAB DISPLAY MONITOR			
	X25003X No Display monitor		No Charge
	451102 AFS Pro 700 Display		\$5,185.00



**CASE IH TWIN-ROW 32 ROW STACKER PLANTER
US PRICE LIST**

(Ex Works - Salina, KS)

GULL WING

SD_P7801 GULL WING

	449237	Gull Wing pkg w/down pressure Includes wing flex, wing lock and down pressure		No Charge
	449235	Wing Lock only package		(\$952.00)
	449236	Wing Flex only package		(\$410.00)
	XP7801X	No Gull Wing package		
		if WORKING WIDTH is 32 Rows		(\$1,075.00)

ROW UNIT OPTIONS

SD_27020 RATE CONTROL

	X27020X	No Selection		(\$7,884.00)
	449228	Accu-Row Planter/Cab Components Pkg. - Kit Includes: Virtual Terminal software, compressor, holding tanks, plumbing, 2 valve bodies (6 channel control) and modules. Requires GPS Signal - SERIAL receiver signal NMEA 0183: CAN BUS receiver signal NMEA 2000 (not included) and Pro 700 Monitor.		No Charge

SD_P9707 DOWN PRESSURE

	X9707XX	Heavy-dty Spring down pressure		(\$10,434.00)
	449234	Active Air Pneumatic downpres		No Charge

FERTILIZER

SD_20160 LIQUID SUPPLY PUMP

	X20160X	No Pump		No Charge
	449326	Starter fert. manifold, pump and ground drive kit		\$6,838.00



**CASE IH TWIN-ROW 32 ROW STACKER PLANTER
US PRICE LIST**

(Ex Works - Salina, KS)

Factory Supplied Attachments

Order Code	Description	Weight	List Price
Bulk Fill Tanks			
449238006	Removable 82 bu. Bulk Fill hopper 82 and 150 bu tanks give user the option to use Pro-Boxes	1,120 LB	\$3,822.00
Markers			
449250006	Markers (40 in. TR, 30 in. TR, spacing)	2,294 LB	\$6,895.00
449251006	Markers (36 in. TR, 38 in. TR, spacing)	2,251 LB	\$6,895.00
Seed Disc			
73358643	Soybean (84 cell)	1 LB	\$26.00
73358644	Soybean (168 cell)	1 LB	\$26.00
73358645	Corn disc kit (24 cell) Includes 1 each of Round – small and large and flat large	1 LB	\$54.00
73358646	Corn disc kit (40 cell) Includes 1 each of Round – small and large and flat large	1 LB	\$54.00
73358647	Corn (24 cell round-small) Corn flat - small is planted with Corn round small disc	1 LB	\$26.00
73358648	Corn (40 cell round - small)	1 LB	\$26.00
73358649	Corn (24 cell round - large)	1 LB	\$26.00
73358650	Corn (40 cell round - large)	1 LB	\$26.00
73358651	Corn (24 cell flat - large)	1 LB	\$26.00
73358652	Corn (40 cell flat - large)	1 LB	\$26.00
73358653	Milo (65 cell)	1 LB	\$26.00
73358654	Milo (130 cell)	1 LB	\$26.00
73358655	Cotton (60 cell) All seed sizes and row spacings	1 LB	\$26.00
73358656	DISC, POPCORN/SUNFLOWER seed only) Not for confection or small seeds.	1 LB	\$26.00
73358658	Wheat (85 cell - volmetric)	1 LB	\$26.00
73358659	Blank disc - Req in meter for blank rows (changing from Twin-Row to single rows)	1 LB	\$26.00
EZ Glide Seed Lubricant			
73358657	EZEE Glide seed lubricant (5 gal.)	1 LB	\$43.00
Fertilizer			
449326026	Starter fertilizer manifold, pump and ground drive kit	566 LB	\$6,838.00
Tillage Options			
449257026	32 Row mounted coultter w/15" TURBO BLADE Coultter on every row	1,236 LB	\$7,680.00



**CASE IH TWIN-ROW 32 ROW STACKER PLANTER
US PRICE LIST**

(Ex Works - Salina, KS)

On Row Residue Managers

	449258026	SNGL MARTIN RC for use w/mtd cltr (32R) Row cleaners on every row for use w/mounted coulter	1,689 LB		\$7,997.00
	449259026	Stand alone SINGLE MARTIN RC (32R) Stand alone row cleaners - not for use w/coulters	2,703 LB		\$10,723.00



AIR PRO® SEED DISK CHART

<p>CORN (24 Cell Disk)</p> <p>817-794C Corn Round LARGE</p> <p>817-795C Corn Round SMALL</p> <p>817-836C Corn Flat LARGE</p>	<p>CORN (40 Cell Disk)</p> <p>817-796C Corn Round LARGE</p> <p>817-797C Corn Round SMALL</p> <p>817-838C Corn Flat LARGE</p>	
<i>Seed Size Recommendations</i>		
Corn Round Large	Seeds per Pound 1650 (or fewer)	Unit Weight (for heavier) 47#
Corn Round Small	Seeds per Pound 1650 (or fewer)	Unit Weight (for heavier) 48.5#
Corn Flat Large	Seeds per Pound 1650 (or fewer)	Unit Weight (for heavier) 48.5#
Corn Flat Small	Seeds per Pound 1650 (or more)	Unit Weight (for heavier) 48.5#
ATTENTION: This corn is planted with the Corn Round Small Disks !!!!!		
		(Recommended)
Twin-Row 40"	Below 38,900 Population @ 5.5 MPH Above 38,900 Population @ 5.5 MPH	24 Cell Disk 40 Cell Disk
Twin-Row 38"	Below 40,900 Population @ 5.5 MPH Above 40,900 Population @ 5.5 MPH	24 Cell Disk 40 Cell Disk
Twin-Row 36"	Below 43,200 Population @ 5.5 MPH Above 43,200 Population @ 5.5 MPH	24 Cell Disk 40 Cell Disk
Twin-Row 30"	Below 51,800 Population @ 5.5 MPH Above 51,800 Population @ 5.5 MPH	24 Cell Disk 40 Cell Disk

<p>SOYBEAN (84 Cell Disk)</p> <p>817-798C</p>	<p>SOYBEAN (68 Cell Disk)</p> <p>403-551D</p>	
<i>Seed Size Recommendations</i>		
These disks should plant all seed sizes of Soybeans.		
Small edible beans (navy, black jack, black eye peas, etc.) will plant with this disk also.		
		(Recommended)
Twin-Row 40"	Below 153,800 Population @ 6 MPH Above 153,800 Population @ 6 MPH	84 Cell Disk 168 Cell Disk
Twin-Row 38"	Below 161,900 Population @ 6 MPH Above 161,900 Population @ 6 MPH	84 Cell Disk 168 Cell Disk
Twin-Row 36"	Below 170,900 Population @ 6 MPH Above 170,900 Population @ 6 MPH	84 Cell Disk 168 Cell Disk
Twin-Row 30"	Below 205,100 Population @ 6 MPH Above 205,100 Population @ 6 MPH	84 Cell Disk 168 Cell Disk



AIR PRO® SEED DISK CHART

MILO 817-849C	<i>(Pelletized Sugar Beets)</i> (65 Cell Disk)	CORN 817-800C	<i>(Pelletized Sugar Beets)</i> (130 Cell Disk)
<i>Seed Size Recommendations</i>			
<i>These disks should plant all seed sizes of Milo and Pelletized Sugar Beets</i>			
			(Recommended)
Twin-Row 40"	Below 96,500 Population @ 6 MPH		65 Cell Disk
	Above 96,500 Population @ 6 MPH		130 Cell Disk
Twin-Row 38"	Below 101,600 Population @ 6 MPH		65 Cell Disk
	Above 101,600 Population @ 6 MPH		130 Cell Disk
Twin-Row 36"	Below 107,200 Population @ 6 MPH		65 Cell Disk
	Above 107,200 Population @ 6 MPH		130 Cell Disk
Twin-Row 30"	Below 128,700 Population @ 6 MPH		65 Cell Disk
	Above 128,700 Population @ 6 MPH		130 Cell Disk

COTTON 817-849C	<i>(60 Cell Disk)</i>
This disk should plant all seed size and row spacings	

POPCORN / SUNFLOWER 817-851C LARGE - OIL SEED ONLY	(24 Cell Disk)
This disk is for Large OIL SEED ONLY -- Not for confection or small seeds	

WHEAT - Volumetric No. 1 817-857C	(84 Cell Disk)
---	----------------

AIR METER BLANK DISK 817-841C
This disk is used in (Off Row Meters) when changing from 15" to 30" Rows. (Twin-Row 30" to 30" Rows - etc.)

AGRICULTURAL EQUIPMENT

U.S. PRICE LIST

STEIGER® AND QUADTRAC® TRACTORS

PL-100 FW REVISION 42

SAP PRICE LIST 020 C5

EFFECTIVE MARCH 2, 2014

THIS IS A COMPLETE REVISION

This price list is intended for dealers with a 4WD contract only.

This is the price list for the Tier 4 B/Final AG and Scraper Models for 2014 Model Year.

The prices included in this revision supersede any prices established prior to the effective date shown unless specifically identified in a price bulletin as superseding this price list.

Copyright 2014 By

CNH America LLC



GENERAL INFORMATION

ADVANCE FREIGHT

Advance freight will be added to the machinery invoice as a separate net charge for machinery shipped from field locations or from other than specified Ex Works locations.

PRICES

Prices are Ex Works factory, where the goods are manufactured, except where noted. For detailed information concerning prices, please refer to your OPERATING GUIDE.

CONTENTS OF ORGANIZATION

CNH America LLC issues price lists and revisions covering each Case IH contract. The U.S. Price List is published in U.S. funds and the Canadian Price List is published in Canadian funds. Ensure that you are using the correct price list. U.S. or Canada is referenced at the top of each page and the Canadian price lists have a Maple Leaf on the price list cover page.

Freight, duty and sales taxes are NOT included in any wholegoods or attachment prices shown in the price list. Any appropriate freight, duty, Federal, State, and Provincial taxes will be added to the machinery invoice as separate net charges.

PROCEDURE

The price pages for each machine (or group of machines) lists both "Factory Supplied Options" and/or "Factory Supplied Attachments."

Each price list is comprised of the various machines sold under that contract. Each price book section has "Factory Supplied Options" and/or "Factory Supplied Attachments" price pages. When ordering and pricing a machine follow the ordering instructions listed for that machine. Attachments listed following the "Factory Supplied Attachments" heading are available for installation in the field.



GENERAL INFORMATION

DISTRIBUTION OF PRICE LISTS

Price lists and periodic price list revisions will be posted on the Dealer Portal, and distributed electronically when possible.

Printed copies of current price lists, index tabs and binders can be purchased from the Document Management Center (DMC). Orders should be placed only through the DMC web site link located on the Dealer Portal.

Document Management Center (DMC)
2205 Durand Avenue
Racine, WI 53403

DMC customer service:
(for inquiries - not to place orders)
(262)636-7540
Internal E-mail: #NA DMC ORDER CENTER

Complete U.S. Price List is PL-100
Complete Canadian Price List is PLC-100

Periodic price list revisions are usually accompanied by a cover sheet which carries instructions on price page changes and where to insert replacement or new price pages. The revisions are dated and are effective as of that date.



STEIGER® AND QUADTRAC® TRACTORS TABLE OF CONTENTS

STEIGER WHEELED SERIES TRACTORS

SPECIAL FEATURE REQUEST PROCESS	1
STEIGER 370 HD FOUR WHEEL DRIVE TRACTOR	
Standard Features	5
Price List	8
Factory Supplied Attachments	23
STEIGER 420 HD FOUR WHEEL DRIVE TRACTOR	
Standard Features	27
Price List	30
Factory Supplied Attachments	46
STEIGER 470 HD FOUR WHEEL DRIVE TRACTOR	
Standard Features	49
Price List	53
Factory Supplied Attachments	70
STEIGER 500 HD FOUR WHEEL DRIVE TRACTOR	
Standard Features	73
Price List	77
Factory Supplied Attachments	93
STEIGER 540 HD FOUR WHEEL DRIVE TRACTOR	
Standard Features	97
Price List	101
Factory Supplied Attachments	116
STEIGER 580 HD FOUR WHEEL DRIVE TRACTOR	
Standard Features	119
Price List	123
Factory Supplied Attachments	137
STEIGER 620 HD FOUR WHEEL DRIVE TRACTOR	
Standard Features	141
Price List	145
Factory Supplied Attachments	159



STEIGER® AND QUADTRAC® TRACTORS TABLE OF CONTENTS

STEIGER QUADTRAC SERIES TRACTORS

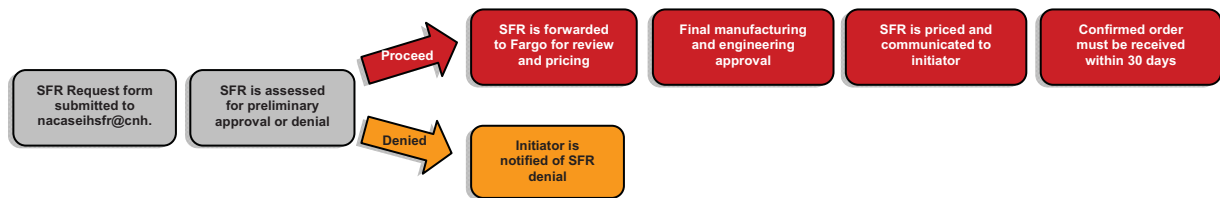
STEIGER 370 QUADTRAC TRACTOR	
Standard Features	163
Price List	166
Factory Supplied Attachments	175
STEIGER 420 QUADTRAC TRACTOR	
Standard Features	177
Price List	180
Factory Supplied Attachments	189
STEIGER 470 QUADTRAC TRACTOR	
Standard Features	191
Price List	195
Factory Supplied Attachments	206
STEIGER 500 QUADTRAC TRACTOR	
Standard Features	209
Price List	213
Factory Supplied Attachments	224
STEIGER 540 QUADTRAC TRACTOR	
Standard Features	227
Price List	231
Factory Supplied Attachments	240
STEIGER 580 QUADTRAC TRACTOR	
Standard Features	243
Price List	247
Factory Supplied Attachments	256
STEIGER 620 QUADTRAC TRACTOR	
Standard Features	259
Price List	262
Factory Supplied Attachments	270
PARTS DIVISION SUPPLIED ACCESSORIES	272
STEIGER FACTORY AND FIELD INSTALLED WEIGHT PACKAGES	274
SHIP BY RAIL PROCESS FOR FARGO 4WD TRACTORS	279
STEIGER WHEEL SPACER REFERENCE.....	281
PURCHASED PROTECTION.....	282



Steiger Special Feature Requests

The Special Feature Request (SFR) process provides Case IH dealers with a method of offering features to their customers that are not addressed by the base unit and option configurations in the price book. Special features are developed as unique solutions to individual requirements. SFR codes are not listed in the price book. They are, however, factory approved custom solutions to fill the specialized needs of Case IH Steiger 4WD customers.

The Special Feature Request Process



Once the SFR request form is completed it is submitted electronically to the Case IH marketing team (nacaseihfr@cnh.com). The form is available under the Wholegoods tab on the Dealer Portal. The SFR request will be analyzed and preliminary approval or denial will be determined. Marketing determination will be based on the following factors:

- Market need / niche – is there an emerging market trend that requires a certain feature for increased efficiency or improved performance.
- Market potential / volume expectations – how large is the short term market potential and how many units will be impacted by the SFR. Are there longer term market growth opportunities that result from this special feature.
- Parts and service requirements – will the SFR address a gap in the parts product offering, or will the SFR introduce unnecessary complexity to the parts and/or service system.
- Manufacturing complexity – can the requested feature be manufactured and efficiently integrated into the plant.
- Safety and reliability – will the SFR introduce any degradation to the safety or reliability standards of the machine or operator.
- Other alternatives to address need – can the identified market need be satisfied through alternate means.

If the SFR is denied a detailed explanation will be provided to the initiator of the request. If the SFR receives preliminary marketing approval, it is forwarded to the Fargo plant and the SFR Coordinator for manufacturing and engineering review.

When the SFR Coordinator receives the marketing-approved SFR request, if engineering/manufacturing concurs they will begin the sequential process of developing a bid price. The following events takes place at Fargo when SFR bids are developed:

1. The costs to complete the SFR are determined and a final bid (SFR price) is developed
2. The final bid is reviewed for completeness and accuracy
3. The bid is approved, revised, or declined by Fargo Plant Management
4. If approved, the bid is given to the originator of the SFR request
5. The originator prices the bid to the customer

How Long Does a SFR Bid Take?

Once preliminary approval is received the completed bid price will be quoted within 15 business days via e-mail to the individual who originated the request. More complex SFR bids that require supplier input or confirmation may take longer.

Ordering Deadlines

You should note that quoted prices are valid for one month beginning on the quote date. If an order is not submitted within the 30 day period the bid is considered void. The SFR initiator must reply to nacaseihshr@cnh.com with acceptance of the bid. The confirmed SFR number must be added as a note to the tractor order.

Some Notes About Costs

The cost of developing a single special feature can sometimes be quite expensive. This high cost is due to one time engineering and manufacturing costs that are recovered in the price of the SFR. Orders for multiple units with the same SFR feature decrease the cost per unit by spreading this fixed cost (development and engineering) over the multiple units. In addition, all SFRs are kept on file. If a request matches a project completed earlier the development time and cost of the SFR may be reduced and the cost savings reflected in the quote to the originator."

Manufacturing Lead Time

The lead time to build a tractor with a SFR will vary upon the complexity of the feature and the availability of special parts. Lead times begin once the SFR has been accepted by the dealer and ordered.

Examples of SFRs

A few examples of Special Features Requests completed for Steiger customers are:

- Tire sizes and brands not offered in the price book
- Special configurations
- Replacement cabs

The Special Feature Request process allows Case IH to better serve your customers. By developing features to address customer's individual needs you are assisting them in becoming more productive and profitable. Use the SFR process to assist you in selling the complete line of Steiger tractors.



Special Feature Request Form

Please complete this form in its entirety and email to nacaseihsfr@cnh.com or email to the TSM and Tractor Product Specialist.

Dealer / Customer Information:

Dealer Name: Location:
Contact Name: Email:
Customer Name:

Tractor Information:

Model(s):
Configuration: Wheel Track Ag Scraper

SFR Description / Market Analysis:

Briefly describe the Special Feature Request that you are applying for:

What market need or niche does this feature satisfy that is not available today?:

How many units will you retail with this special feature request over the next 30 days, and within the next year? Are these retails at risk if the SFR is denied and is the offering available on a competitive unit?:

Does this SFR address a current gap in the parts product offering – i.e. a complete cab or transmission not available through parts?:

Are there other alternatives to the SFR you are requesting – i.e. can the market need you've identified above be satisfied through other means?:

**STEIGER 370 HD FOUR WHEEL DRIVE TRACTOR
US PRICE LIST**

**(Ex Works Fargo, ND)
Standard Equipment**

ENGINE:

Case IH 6-cylinder, 24 valve,
turbocharged, aftercooled
Electronic Common Rail injection
Tier 4B SCR Engine Technology
Variable Geometry Turbo
531 cu in (8.7 L) diesel
Horsepower:
370 hp (276 kW)
rated engine at 2,000 rpm
312 hp (233 kW) PTO
429 hp (320 kW) Peak HP maximum
engine at 1,800 rpm
Peak Torque 1,361 ft lbs. at 1,400 rpm
Power Boost provided when remote
constant flow hydraulics, PTO, or road
transport gears are engaged
Air-induction:
Two stage system with radial seal
primary and secondary elements
Exhaust aspirated integral pre-cleaner
Grid heater
Auxiliary water separator filter
Exhaust: mounted in-line with cab
corner post
Foot operated electronic decelerator
switch
Viscous fan drive
Constant Engine Speed Control

OPERATOR PROTECTIVE**STRUCTURE:**

CASE IH Deluxe Surveyor™ cab
includes:
132 cubic ft. (3.7 cubic meter)
cab volume
Automatic Temperature Control
(Heater & A/C)
Seat: Case IH cloth Optima™
air suspension seat with adjustable
R.H. 40 degree swivel
Rubber floor mat

OPERATOR PROTECTIVE**STRUCTURE: (continued)**

Adjustable R.H. armrest,
adjustable lumbar support, firmness
and auto weight adjustments,
fore/aft and lateral isolators, back
cushion tilt, swivel, fore/aft
position, and height adjustments
MultiControl handle with
integrated backlighting and thumb
wheel control for setting APM
constant ground speed which also
includes, transmission, throttle,
hydraulic, PTO, hitch control, and
shuttle functions
Steering Wheel: comfort grip, tilt and
telescopic
Self-Canceling turn signals
Windshield wiper/washer:
center front and rear
Elevated foot rest bar
Front and rear sunshades
AM/FM Weather Band Radio with AUX
in Jack including
antenna, wiring, & 6 speakers
Inside rear view mirror, 2 dome lights,
and map light
R.H. swing-out window
R.H. Window Monitor Mounting Bar -
includes universal monitor
mounting brackets and RAM mount
with harness for optional AFS
Pro 700 display.
Coat hook, three cup holders, horn
and 9 auxiliary 12V power outlets
Storage: Tray for laptop computer
space, 1.3 cubic ft. (.04 cubic meter)
compartment w/ removable bin, cooler
storage area, cargo net storage area
L.H. and R.H. upper cab storage areas
L.H. and R.H. frame mounted toolboxes

**STEIGER 370 HD FOUR WHEEL DRIVE TRACTOR
US PRICE LIST**

(Ex Works Fargo, ND)

Standard Equipment

INSTRUMENTATION:

All readouts are located in the right hand cab post
Analog display of engine oil pressure, coolant temperature, and fuel level.
Digital display of engine rpm, engine hours, travel speed, transmission gear selection and diesel exhaust fluid level.
Indicator and audible alarm for: filter restriction of hydraulic, transmission and axle lube systems, engine oil press., coolant temp., air intake temp., transmission oil temp., hydraulic oil temp., voltage, brake press., low fuel level, low diesel exhaust fluid level, and engine air filter restriction
Performance Instrumentation -
Provides data on percentage slip, engine % of rated power, gallons per hour and gallons per acre fuel usage, distance traveled, area covered, hydraulic flow control settings with individual timers for each remote valve, detailed service interval information, and electronic End of Row Functions Automatic tractor shutdown Electronic service tool compatible

CAPACITIES:

Diesel Fuel: 219 US gal (833 L)
Exhaust Fluid: 42 US gal (174 L)

ACCUGUIDE:

Factory Ready AFS AccuGuide™ (List Price Value \$5,443 USD)
includes steering sensor, electronic steering valve, steering manifold hoses, cab wiring harnesses, antenna wiring harness, antenna / receiver mounting bracket, and hardware
ISO 11783 Implement system
connector and rear connecting bracket
RH window Bar display ready with window Ram maount and harness
accommodates optional AFS Pro 700 display

ELECTRICAL:

200 amp. alternator, 12 volt electrical system and 24 volt starting system with 2 - 1,000 CCA low maint. Batt.

Front Lighting:

2 Adjustable hi/low beam road/work lights
3 Halogen work lights (2 outside flood lights, 1 center spot light)
2 cab roof top turning signal/hazard warning lights, single beacon light

Rear Lighting:

4 adjustable halogen flood work lights on rear fenders
4 adjustable halogen flood work lights on rear cab top
2 tail/brake lights located in the rear fender
2 turn signal lights in the rear fender
2 cab roof top turn signal/hazard warning lights

Egress Lighting:

2 Front outer halogen flood lights
2 Rear cab top halogen flood work lights
2 dome lights
24 Volt and 12 volt electrical power cutoff switches

**STEIGER 370 HD FOUR WHEEL DRIVE TRACTOR
US PRICE LIST**

(Ex Works Fargo, ND)

Standard Equipment

TRANSMISSION:

16 Speed Full-Powershift -
Diesel Saver™ APM, Automatic
Productivity Management System.
AutoSkip™ system, 16F and 2R
speeds with transport mode.
Start forward movement in 1st thru
8th gear.
Steering column mounted F-N-R
R.H. & L.H. shuttle shift with
Integral park.
Automatic transmission kick out below
600 RPM

BRAKES:

Power internal wet disc brakes
on front and rear axles,
self-adjusting and self-equalizing
Parking Brake: spring applied,
hydraulic release

AXLES:

Pressure lubricated and oil cooled
inboard planetary drive
49,500 lb. (22,500 kg) GVW capacity
5 in. x 120 in. (127 mm x 3,040 mm)
Inboard planetary drive bar axle,
10 Bolt Hub
148 in. (3759 mm) wheelbase
Hydraulic differential lock

DUAL WHEELS AND TIRES:

710/70R42 168A8 R-1W
Firestone Radial All Traction DT™

HITCH AND DRAWBAR:

Swinging drawbar w/2 in. (51 mm)
drawbar pin 6000 lb. vertical tongue
weight (2724 kg)
Auto-Pin hammerstrap and
safety chain support

HYDRAULICS:

Pressure flow compensating system:
40 gpm (151 L/min) pump flow
210 bar (3,050 psi/21,000 kPa)
max. operating pressure
Four remote circuits with ISO
breakaway couplers. In-cab electronic
flow controls and timed detents for
raise and lower hydraulic flow
Five selectable functions on all valves.
Hydraulic oil spill collectors

SAFETY EQUIPMENT:

SMV emblem, transport tie down points
on front and rear frames, 67.8 cubic ft.
(6.3 cubic meter) of tinted tempered
glass, ROPS, HFC 134A refrigerant,
neutral start system, operator
presence switch, safety seat belt and
articulation locks.
Road lighting meets ASAE spec.
and includes directional signal lights,
4-way flashers, brake lights and wide
machine marker lights.
Wide external manual adjustable
mirrors
Single beacon light

EASY ACCESS GROUND LEVEL**MAINTENANCE:**

Sight gauges for fuel, hydraulic fluid,
transmission fluid, and engine
coolant levels
Cab filter, engine oil level, batteries,
articulation pivot lubrication points
Rearward pivoting, rear hinged tilt hood
Lockdown capability of front grill screen,
transmission/hydraulic fill, fuel tank,
and battery service door.

HY-Tran Ultraction® common hydraulic
and transmission oil

**STEIGER 370 HD FOUR WHEEL DRIVE TRACTOR
US PRICE LIST**

(Ex Works Fargo, ND)

Models

COMMERCIAL MODEL	VERSION	ENGINE POWER	Weight	List Price
STEIGER 370	Heavy Duty	370HP	40,000 LB	\$307,885.00

Factory Supplied Options

Order Code	Description	Weight	List Price
------------	-------------	--------	------------

OPERATOR STRUCTURE

SD_T9200 OPERATOR STRUCTURE #1

420001	STANDARD CAB See standard features for a full list of features.		No Charge
420002	Deluxe Cab Includes all features listed in standard features plus the following: Cloth Heated Seat Cloth Instructors Seat Electric Armrest Adjustment Business Band Radio Antenna Ready Roof Mount Electric Mirrors		\$1,851.00
449059	LUX PERFORMANCE CAB Includes all features listed in standard features plus the following: **CAB SUSPENSION** Carpet Red leather **POSITIVE RESPONSE** heated and ventilated seat Slide out lower cushion with height and length adjustment Red leather instructional seat 3 front and 1 rear wiper Electric Armrest Adjustment Deceleration pedal Business Band Radio Antenna Ready with Roof Mount Electric Adjustment roof mounted mirrors Performance radio with the following features: AM/FM/WB and Satellite Radio Ready, CD player, USB input Jack, Aux input Jack A-Post Monitor Mount		\$10,770.00

**STEIGER 370 HD FOUR WHEEL DRIVE TRACTOR
US PRICE LIST**

(Ex Works Fargo, ND)

WORK LIGHTING

SD_T8706 HID LIGHTS

	XT8706X	Standard less HID lights		No Charge
	449344	Front & Rear HID lights-3 HID For Models 370, 420, and 470 Row Crop wheeled tractors 3 HID Lights replaces std halogen lights - 1 center front HID light - 2 adjustable rear fender-mounted HID flood lights		\$2,211.00
	449345	Front & Rear HID lights-7 HID For Models 370, 420, and 470 Row Crop wheeled 7 HID Lights replaces std halogen lights - 1 center front 1 HID light. - 2 side front HID lights. - 4 adjustable rear fender-mounted HID lights.		\$3,749.00

SD_T9175 WORK LIGHTS - HID

	XT9175X	Less HID work lights		No Charge
	420927	HID cab roof worklight package 360 Degree Lighting 4 HID cab roof work lights Two rear side cab mounted roof trapezoidal HID lights mounted on each side of the cab. Two of the lights may be moved to lower front of cab roof if desired. Can be used with code 449344 or 449345 or 420695 or 420696 front and rear HID lights.		\$1,869.00

BEACON LIGHTING

SD_T9145 ROTARY BEACON

For Heavy Duty Only

	420025	Single beacon light Mounting bracket installed at the factory, light shipped in cab for dealer installation.		No Charge
	420099	Dual beacon light Standard on all scraper tractors Mounting brackets installed at the factory, lights shipped in cab for dealer installation.		\$786.00

DISPLAY MOUNTING

SD_T7619 RH MONITOR/MOUNTING

	429321	RH window bar display ready With Ram mount and wiring harness		No Charge
	429322	RH window bar w/large display Includes window Ram mount, AFS Pro 700, window harness and window bar		\$5,083.00

**STEIGER 370 HD FOUR WHEEL DRIVE TRACTOR
US PRICE LIST**

(Ex Works Fargo, ND)

	429352	RH armrest w/large display RH armrest mount, and AFS Pro 700 Also includes window mount, window harness, and window bar		\$5,322.00
--	--------	---	--	------------

PRECISION FARMING

AUTOGUIDANCE READY

SD T9210 AUTOGUIDANCE

	420782	Factory guidance ready Includes steering sensor, electronic steering valve, auto guidance disengage switch, steering manifold hoses, cab wiring harness, hardware, auto guidance AFS decals.		No Charge
	429314	AG Ready w/Nav II controller Includes Auto Guidance Ready (420782), Navigation II Controller		\$5,408.00
	429367	Nav II w 372 Rec WAAS Includes Auto Guidance Ready, Navigation II Controller, 372 GPS Receiver with WASS, EGNOS, and VBS. Pro 700 Monitor is not included.		\$8,653.00
	429368	Nav II w372 RecHP/XP/GLNS/WAAS Includes Auto Guidance Ready (420782), Navigation II Controller, 372 GPS Receiver with WASS, EGNOS, and VBS. Pro 700 Monitor is not included.		\$11,153.00

ENGINE

STARTING AID

SD T1938 WEATHER PACK

	XT1938X	Standard without cold start Grid heater is standard equipment		No Charge
	420814	Cold weather starting aid pkg Consists of 120V, 1500W engine block coolant heater and transmission oil heat maintainer.		\$453.00

TRAILER BRAKES

TRAILER BRAKES

SD T7130 TRLR BRK VLV

	XT7130X	No hydraulic trailer brakes		No Charge
--	---------	-----------------------------	--	-----------

**STEIGER 370 HD FOUR WHEEL DRIVE TRACTOR
US PRICE LIST**

(Ex Works Fargo, ND)

	420514	Hydraulic trailer brake Recommended for Large Tow behind Implements, Grain Carts, and Slurry Tankers NOTE: Cannot be ordered with 5 remotes (420403) Cannot be ordered with three point hitch (420504) or (424265)		\$1,394.00
--	--------	--	--	------------

HITCH

HITCH AND DRAWBAR

SD T8960 3 - POINT LINKAGE-REAR

	420501	Standard drawbar 6,000lb. Static vert. tongue weight capacity 370, 420, 470, 500, 540 and 580 HP with HD axles.		No Charge
	420504	High capacity drawbar Ag without 3 pt Hitch (2" drawbar pin diameter with 11,000 lb. vertical tongue weight capacity) Ground clearance 19.6" width 5" thickness 2.5" pin size 2"		\$2,823.00
	420506	Three point hitch Cat IV - N Elec 3-pt Hitch 20,000 lb. lift capacity, Convertible to Cat III with 2" diameter drawbar pin and 11,000 vertical tongue weight capacity Ground clearance 19.6" width 5" thickness 2.5" pin size 2" Requires 420823 - True ground speed sensor Must order 84265017- Kit, CAT 4 Quick Coupler Conversion from Parts Supplied to go from CAT 4 to CAT 3		\$25,162.00

HYDRAULICS

SD T8270 REAR REMOTES

	420402	4_electric remotes Electronic control actuation In-cab electronic flow controls with selectable functions Includes 4 paddles (for #1 - 4, #1 on Multi-Function Handle)		No Charge
--	--------	--	--	-----------

**STEIGER 370 HD FOUR WHEEL DRIVE TRACTOR
US PRICE LIST**

(Ex Works Fargo, ND)

420403	<p>5_electric remotes Available only on 370, 420, and 470 models with 3 point hitch (420506) Electronic control actuation In-cab electronic flow controls with selectable functions Includes 4 paddles for #1-4, #5 on Multi-Function Handle. REQUIRES: 420506 - THREE POINT HITCH. Can only be ordered in combination with Three Point Hitch. NOTE: Cannot be ordered with Hydraulic Trailer Brakes (420514)</p>	\$1,742.00
424826	<p>6_electric remotes Electronic control actuation In-cab electronic flow controls with selectable functions Includes 6 paddles Not compatable with 3pt Hitch</p>	\$3,485.00
424827	<p>Eight electric remotes Electronic control actuation In-cab electric flow controls with selectable functions with four paddle controls and joystick Available on tractors WITHOUT 3pt Hitch Not compatible with 3pt Hitch on 370, 420, 470, 500 Wheeled</p>	\$6,969.00

HYDRAULIC PUMP

SD T8220 HYDRAULIC PUMP

420301	<p>Hydraulic pump, standard 40 gpm (151L /min) flow only on 370 model 42 gpm (159L/min) flow on 420, 470, 500, 540, 580 & 620 models</p>	No Charge
420302	<p>Hydraulic pump, high capacity 55 gpm (208L /min) flow only on 370 model 57 gpm (216L/min) flow 420, 470, 500, 540, 580 & 620 models</p>	\$2,612.00

SD T8276 PARALLEL FLOW HYDRA

XT8276X	Std Less High-Flow Hyd	No Charge
429176	<p>2 pumps Twin Flow Setting from factory hydraulic flow is supplied for left hand side hydraulic remotes by main pump and right hand side remotes are supplied by secondary pump Twin flow can be converted to Parrallel Flow, where all hydraulic flow is supplied to all remote valves equally by both pumps. Parrallel Flow conversion kit is shipped with the tractor from the factory (in cab) For 370 model additonal 53 gpm with 1/2 in. ISO Couplers. For 420, 470, 500, 540, 580, and 620 models additional 56 gpm with 1/2 in. ISO Couplers. Available with/without 3 pt. Hitch and PTO Can be ordered with 420301 or 420302 (Hydraulic Pump)</p>	\$9,037.00

**STEIGER 370 HD FOUR WHEEL DRIVE TRACTOR
US PRICE LIST**

(Ex Works Fargo, ND)

POWER BEYOND

SD T8275 POWER BEYOND COUPLE

	XT8275X	Std less power beyond		No Charge
	420828	Power beyond supply and return Motor return with 2 hydraulic 3/4 in. couplers and hose tips. - Hydraulic Supply - Hydraulic Return - Load Sensing Signal - Hydraulic Motor Case Drain		\$524.00

PTO

SD T8010 PTO

	420600	No PTO		No Charge
	420601	1000 RPM Independent PTO Power Take - Off 1.75 in (44.5mm) shaft		\$14,603.00

AXLE

SD T5900 FRONT REAR 4WD AXLE

	424824	High CapBar w/ diff lock Includes hydraulic differential lock		No Charge
--	--------	---	--	-----------

SINGLE WHEELS AND TIRES

SD T4940 FRONT WHEELS AND TIRES

	XT4940X	No singles ordered		No Charge
Ag use only Firestone R1W				
	9708350	650/85R38 173 R-1W FI Firestone Radial All Traction™ 23° For AG use only		(\$28,126.00)
Ag use only Goodyear R1W				
	9708740	650/85R38 173 R-1W GY Goodyear DT820™ Radial For AG use only		(\$27,249.00)
Ag use only Michelin R1W				
	9708630	650/85R38 173 R-1W MI Michelin MachXbib® Radial For AG use only		(\$22,652.00)

**STEIGER 370 HD FOUR WHEEL DRIVE TRACTOR
US PRICE LIST**

(Ex Works Fargo, ND)

Ag and scraper Michelin R1W			
	9701630	IF650/85R38 179D R1W MI Michelin Axiobib® Radial For AG and SCRAPER use	(\$14,031.00)
	9702730	IF800/70R38 179 R1W MI Michelin Axiobib® Radial For AG use on models 370, 420, 470, 500, and 540	\$11,841.00

DUAL WHEELS AND TIRES

SD T4942 DUAL TIRES			
	XT4942X	No duals	No Charge
Special Tires			
	9712060	710/70R38 & 520/85R42 GY Goodyear Special Tire combo with 5 in. spacers Approval required prior to Order Additional Charges Apply	(\$8,192.00)
Ag use only Firestone R1			
	9703450	480/80R42 151A8 R-1 FI Firestone Radial All Traction™ 23° For AG use only	(\$22,182.00)
	9704050	480/80R46 158A8 R-1 FI Firestone Radial All Traction™ 23° For AG use only	(\$17,057.00)
	9705150	520/85R42 157A8 R-1 FI Firestone Radial All Traction™ 23° For AG use only	(\$11,855.00)
Ag use only Firestone R1W			
	9711950	480/80R50 159A8 R1W FI Firestone Radial Deep Tread 23° For AG use only	(\$5,585.00)
	9727430	IF480/95R50 165B R1W FI Firestone Radial Deep Tread 23° For AG use only	\$10,816.00
	9705450	520/85R42 157A8 R-1W FI Firestone Radial Deep Tread 23° For AG use only	(\$10,498.00)
	9704550	520/85R46 158A8 R-1W FI Firestone Radial Deep Tread 23° For AG use only	(\$7,290.00)
	9706850	800/70R38 173A8 R-1W FI Firestone Radial Deep Tread 23° with 5 and 15 in. spacers For AG use only	\$6,595.00

**STEIGER 370 HD FOUR WHEEL DRIVE TRACTOR
US PRICE LIST**

(Ex Works Fargo, ND)

Ag and Scraper Firestone R1W					
	9705850	620/70R42 160A8 R-1W FI Firestone Radial All Traction DT™ (with 5 in. spacers on the 500 Model only) For AG and SCRAPER use			(\$5,010.00)
	9706250	710/70R38 166A8 R-1W FI Firestone Radial All Traction DT™ with 13 in. spacers For AG and SCRAPER use			(\$2,623.00)
	9706450	710/70R42 168B R-1W FI Firestone Radial All Traction DT™ with 13 in. spacers For AG and SCRAPER use			No Charge
	9706550	IF710/70R42 179B R1W FI Firestone Radial All Traction DT™ with 13 in. spacers For AG and SCRAPER use			\$8,465.00
Ag use only Firestone R2					
	9705650	20.8R42 155 R-2 FI Firestone Radial Champion Spade Grip For AG use only			(\$17,265.00)
	9700450	520/85R46 158-A8 R-2 FI Firestone Radial Champion Spade Grip For AG use only			(\$6,443.00)
Ag use only Goodyear R1					
	9703340	480/80R42 151A8 R-1 GY Goodyear UltraTorque™ Radial For AG use only			(\$22,040.00)
	9703840	480/80R46 158A8 R-1 GY Goodyear UltraTorque™ Radial For AG use only			(\$16,525.00)
	9704940	520/85R42 157A8 R-1 GY Goodyear UltraTorque™ Radial For AG use only			(\$11,247.00)
Ag use only Goodyear R1W					
	9711940	480/80R50 159A8 R1W GY Goodyear Super Traction Radial For AG use only			(\$7,200.00)
	9726450	480/95R50 164A8/B R1W GY Goodyear DT800 OPTITRAC™ Duals For AG use only			(\$5,331.00)
	9704440	520/85R46 158A8 R-1W GY Goodyear Super Traction Radial For AG use only			(\$7,601.00)

**STEIGER 370 HD FOUR WHEEL DRIVE TRACTOR
US PRICE LIST**

(Ex Works Fargo, ND)

	9728440	800/70R38 173A8 R1W GY Goodyear Deep Tread 830 OPTITRAC™ Radial with 5 inch and 15 inch spacers For AG use only		\$7,615.00
	9706744	800/70R38 173 A8 R1W GY Goodyear DT924™ Radial with 5 inch and 15 inch spacers For AG use only		\$9,423.00
Ag and scraper Goodyear R1W				
	9710840	620/70R42 166A8 R-1W GY Goodyear DT820™ HD Radial For AG use only on models 370, 420, 580, and 620 For AG and SCRAPER use use on models 470 and 540		\$1,919.00
	9705750	620/70R42 DT812 R1W GY Goodyear DT812 For AG and SCRAPER use		(\$2,854.00)
	9710440	620/70R46 162A8 R1W GY Goodyear DT820™ Radial For AG and SCRAPER use		\$1,565.00
	9710940	710/70R38 171A8 R1W GY Goodyear DT820™ HD Radial with 13 in. spacers For AG and SCRAPER use		\$2,216.00
	9706040	710/70R38 166A8 R-1W GY Goodyear DT824 OPTITRAC™ Radial with 13 in. spacers For AG and SCRAPER use		(\$1,612.00)
	9706340	710/70R42 173A8 R-1W GY Goodyear DT824 OPTITRAC™ Radial with 13 in. spacers For AG and SCRAPER use		\$2,638.00
Scraper only Goodyear R1W				
	9709040	650/85R38 173A8 R1W GY Goodyear DT820™ Radial with 10 in. spacers For SCRAPER use only		(\$20.00)
	9711140	710/70R38 171A8/B R1W GY Goodyear DT820™ HD Radial with 10 in. spacers and reverse valve For SCRAPER use only		\$2,216.00
Goodyear Tires R1W Tread				
	9711240	710/70R42 173A8 R1W GY Goodyear DT820™ HD Radial with 13 in. spacers For AG and SCRAPER use		\$6,917.00

**STEIGER 370 HD FOUR WHEEL DRIVE TRACTOR
US PRICE LIST**

(Ex Works Fargo, ND)

Ag use only Goodyear R2					
	9700540	520/85R46 158-A8 R-2 GY Goodyear Special Sure Grip TD8 Radial For AG use only			(\$6,878.00)
Ag use only Michelin R1W					
	9703930	480/80R46 158 R-1W MI Michelin Agribib® Radial For AG use only			(\$10,445.00)
	9711930	480/80R50 158A8/B R1W MI Michelin Agribib® Radial For AG use only			(\$5,241.00)
	9704430	520/85R46 158 R1W MI Michelin Agribib® Radial For AG use only			(\$2,667.00)
	9709530	800/70R38 173A8 R1W MI Michelin Machxbib® Radial with 5 and 15 in. spacers For AG use only			\$21,798.00
	9706830	IF800/70R38 179 R1W MI Michelin Axiobib® Radial with 5 and 15 in. spacers For AG use only			\$41,357.00
Ag and scraper Michelin R1W					
	9710530	620/70R46 162A8/B R1W MI Michelin XM28™ Radial For AG and SCRAPER use			\$10,015.00
	9709430	650/85R38 173A8 R1W MI Michelin Machxbib® Radial with 10 in. spacers For AG and SCRAPER use			\$9,420.00
	9706530	710/70R42 173A8 R1W MI Michelin MachXbib® Radial with 13 in. spacers For AG and SCRAPER use			\$15,348.00
	9706630	IF710/70R42 179D R1W MI Michelin Axiobib® Radial with 5 inch and 15 inch spacers For AG and SCRAPER use			\$20,061.00
Michelin Tires R1W Tread					
	9726430	620/70R42 160D R1W MI Michelin Omnibib™ Radial For AG and SCRAPER use Includes 5" spacers on 500 and 540.			(\$1,154.00)

**STEIGER 370 HD FOUR WHEEL DRIVE TRACTOR
US PRICE LIST**

(Ex Works Fargo, ND)

Ag use only Mitas R1W			
	9711960	480/80R50 159A8/B R1W MT ContiContract AC 85 For AG use only	(\$8,897.00)
TRIPLE OUTER WHEELS AND TIRES			
SD T4943 TRIPLE TIRES AND WHEELS			
	XT4943X	No triple selection. All Triple Tires include 28 in. spacers	No Charge
Firestone Tires R1 Tread			
	9707950	520/85R42 157A8 R-1 FI Firestone Radial All Traction™ 23° For AG use only	\$463.00
Firestone Tires R1W Tread			
	9724450	480/80R50 R1W FI Firestone Radial Deep Tread 23° For AG use only	\$15,251.00
	9708250	520/85R42 157 A8 R-1W FI Firestone Radial Deep Tread 23° For AG use only	\$6,283.00
	9707650	520/85R46 158 R-1W FI Firestone Radial Deep Tread 23° For AG use only	\$11,764.00
Goodyear Tires R1W Tread			
	9725450	380/90R54 R1W GY DT Goodyear DT800™ Radial For AG use only	\$6,070.00
	9726440	480/80R50 R1W GY ST Goodyear Super Traction™ Radial For AG use only	\$11,640.00
	9707540	520/85R46 158A8 R-1W GY Goodyear Super Traction™ Radial For AG use only	\$10,913.00
Goodyear Tires R2 Tread			
	9725440	520/85R46 R2 GY TD8 Goodyear Special Sure Grip TD8 Radial For AG use only	\$7,673.00
Michelin Tires R1W Tread			
	9724430	480/80R50 R1W MI Michelin Agribib® Radial For AG use only	\$15,472.00
	9707830	520/85R42 155A8 R-1W MI Michelin Agribib® Radial For AG use only	\$11,592.00

**STEIGER 370 HD FOUR WHEEL DRIVE TRACTOR
US PRICE LIST**

(Ex Works Fargo, ND)

	9728450	520/85R46 R1W MI Michelin Agribib® Radial For AG use only		\$23,373.00
Mitas Tires R1W Tread				
	9724460	480/80R50 R-1W 159A8/B MT Mitas ContiContract AC 85 For AG use only		\$8,261.00

OTHER EQUIPMENT

SD T9840 COUNTRY CONFIGURATION

	420701	North American English		No Charge
	420702	French Canadian		No Charge
	420705	Spanish		No Charge

BALLAST

SD T4980 BALLAST PACKAGE

	XT4980X	Standard no ballast package		No Charge
For 3 PT and PTO Use				
	449466	BALLAST PKG 3650lbs Total weight: 3650lb / 1659kg For TPH and PTO Use, 60/40 weight split Recommended for Dual 480/80R50 120lbs per horsepower for 370 Includes: FRONT WEIGHT ASSY+10 SUITCASE WEIGHTS (Rowcrop Frame)		\$5,884.00
For Drawbar Use Only				
	449464	BALLAST PKG 2127lbs Total weight: 2217lb / 1008kg Drawbar only (no TPH), 55/45 weight split Recommended for Dual 710/70R42 / 13" spacers 115lbs per horsepower for 370 Includes: GRILLE PROTECTION PLATE (Rowcrop Frame) REAR WEIGHT ASSY+10 SUITCASE WEIGHTS		\$3,429.00

**STEIGER 370 HD FOUR WHEEL DRIVE TRACTOR
US PRICE LIST**

(Ex Works Fargo, ND)

449467	<p>BALLAST PKG 4875lbs Total weight: 4875lb / 2216kg For Drawbar use only (no TPH), 55/45 weight split Recommended for Single 800/70R38 105lb per horsepower for 370 100lb per horsepower for 420 90lb per horsepower for 470 Includes: FRONT BUMPER (Rowcrop Frame) 1000# FRONT WHEEL WEIGHT 1000# REAR WHEEL WEIGHT (500 lbs/WHEEL) REAR WEIGHT ASSY+10 SUITCASE WEIGHTS</p>		\$7,858.00
449471	<p>BALLAST PKG 5875lbs Total weight: 5875lb / 2670kg For Drawbar use only (no TPH), 55/45 weight split Recommended for Dual 710/70R42 / 13" spacers for 370 or Dual 800/70R38 / 5&13" spacers for 470 120lb per horsepower for 370 105lb per horsepower for 470 Includes: FRONT BUMPER (Rowcrop Frame) 1000# FRONT WHEEL WEIGHT 2000# REAR WHEEL WEIGHT (1000 lbs/WHEEL) REAR WEIGHT ASSY+10 SUITCASE WEIGHTS</p>		\$9,470.00

FRONT BALLAST

SD T2150 FRONT BALLAST

XT2150X	Standard less front ballast		No Charge
449095	<p>GRILL PROTECTION PLATE Required when using a tow cable without a front bumper casting or front weight frame. For 370, 420, and 470 229lbs</p>		\$869.00
449114	<p>FRONT BUMPER WEIGHT Front Bumper for 370, 420, and 470 874 lbs</p>		\$1,273.00
449115	<p>FRONT WGHT CARRIER 449115 Front Weight Frame only for 370, 420, 470 2684 lbs</p>		\$3,908.00
449342	<p>FRONT CARRIER & 10 449342 Front Weight Frame + 10 suitcase weights 3684 lb For 370, 420, and 470</p>		\$5,364.00
330232	<p>Front Carrier w/18x100lb wts includes 18 x 100lb suitcase weights For 370, 420, and 470 4484 lbs.</p>		\$6,529.00

**STEIGER 370 HD FOUR WHEEL DRIVE TRACTOR
US PRICE LIST**

(Ex Works Fargo, ND)

SD_T4960 WHEEL WEIGHTS

	X49601X	L/Wheel Weights		No Charge
	449072	Front wheel weights - 1000 lb 2qty 500lb, 10-bolt hub		\$1,456.00
	449074	Front wheel weights - 2000 lb 2qty 1000lb, 10-bolt hub		\$2,912.00
	449075	Front wheel weights - 3000 lb 2qty 500lb and 2qty 1000lb, 10-bolt hub		\$4,368.00
	449078	Front wheel weights - 4000 lb 4qty 1000lb, 10-bolt hub		\$5,824.00
	449079	Front wheel weights - 5000 lb For 370, 420, 470, 500, and 540: 2qty 500lb and 4qty 1000lb, 10-bolt hub		\$7,280.00
	449081	Front wheel weights - 6000 lb 4qty 500lb and 4qty 1000lb, 10-bolt hub		\$8,736.00

OTHER OPTIONS

SD_T5201 BACK-UP ALARM

	XT5201X	Standard less backup alarm		No Charge
	420824	Backup warning alarm		\$228.00

SD_T5202 TOW CABLE

	XT5202X	Standard less tow cable		No Charge
	420816	Tow cable for HD tractor Extends to front of tractor NOTE: Tow Cable requires tractor be equipped with Front Bumper Weight (449114 or 449068) / Front Weight Frame (449115 or 394009) / Front Grill Guard (449095 or 449067)		\$2,623.00

SD_T7581 RADAR

	XT7581X	Std less ground speed sensor		No Charge
	420823	True ground speed sensor Provides radar measurement of ground speed to aid in accurate application of chemicals and other speed sensitive operations. (Required to monitor fuel usage, area covered, fuel usage per acre, area covered per hour, distance covered, distance covered per minute, slip control and slip limit control)		\$807.00

**STEIGER 370 HD FOUR WHEEL DRIVE TRACTOR
US PRICE LIST**

(Ex Works Fargo, ND)

TIRE BRAND PREFERENCE

SD_T8512 TIRE BRAND CHOICE

	420990	No tire brand preference A tire from existing tire inventory will be installed. This could include the selection you made in Single/Dual/Triples sections, or the same tire size in Firestone, Goodyear, Titan, Continental/Mitas, or Michelin. Actual tire installed will be invoiced. Availability of brands vary by size.		No Charge
	429995	Tire brand preference Tire brands are subject to availability. If the Tire Brand Preference code is ordered, the plant will install the brand selected.		\$1,764.00

REAR BALLAST

SD_T4961 REAR BALLAST

	XT4961X	Standard less rear ballast		No Charge
	429336	Rear wheel weights 2qty 500lb, 10-bolt hub		\$1,456.00
	420256	Rear wheel weights - 2000 lb. 2qty 1000lb, 10-bolt hub		\$2,912.00
	420258	Rear wheel weights - 3000 lb. 2qty 500lb and 2qty 1000lb, 10-bolt hub		\$4,368.00
	429289	Rear wheel weights - 4000 lb. 4qty 1000lb, 10-bolt hub		\$5,824.00
	449093	Rear wheel weights - 5000 lb For 370, 420, 470, 500, and 540: 2qty 500lb and 4qty 1000lb, 10-bolt hub		\$7,280.00
	429291	Rear wheel weights - 6000 lb. 4qty 500lb and 4qty 1000lb, 10-bolt hub		\$8,736.00

SD_T4982 REAR WEIGHT SUPPORT

	XT4982X	Std no rear weight bracket		No Charge
	449089	BALLAST PKG - REAR 449089 Rear Weight Frame only For 370, 420, and 470 1032 lbs.		\$1,503.00
	449069	Rear weight frame W/10 WTs For 370, 420, and 470 Rear Weight Frame + 10 suitcase weights 2032 lbs.		\$2,959.00

**STEIGER 370 HD FOUR WHEEL DRIVE TRACTOR
US PRICE LIST**

(Ex Works Fargo, ND)

Factory Supplied Attachments

Order Code	Description	Weight	List Price
3 Point Hitch and Drawbar Kits			
84329414	Three Point Kit Field Installed Rowcrop On Models 350, 400, and 450 Wheeled	2,358 LB	\$24,366.00
Electrical and Cab Kits			
84151011	RH Window Monitor Mount Kit	4 LB	\$317.00
84299370	Back Up Alarm Kit	26 LB	\$235.00
84302098	Decel Pedal Kit	22 LB	\$347.00
84303625	Business Band Antenna Cable	4 LB	\$152.00
84312991	Electric Mirrors Kit	44 LB	\$1,233.00
84313028	CIH Instructional Seat Kit - Cloth	15 LB	\$514.00
84313734	"A" Post Monitor Mount Kit	11 LB	\$154.00
84319907	RH Window Bar Display Ready For Pro 600/700 Includes harness and monitor mount	11 LB	\$317.00
84420722	Lower Front Wiper Kit	44 LB	\$552.00
Hydraulic Kits			
84366432	Auxillary Pump Drive Kit Required with Twin/Parrallel Flow Option without PTO	211 LB	\$2,467.00
47362354	Kit, Hydraulics Upgrade Rowcrop	130 LB	\$10,841.00
Lighting Kits			
84156115	Rear Flood HID Kit 2 rear facing High Output Flood Lamps, mounted on the rear fenders, Outer position. Tier 4A only	13 LB	\$1,504.00
84156118	Rear Trapazoidal HID KIT 2 rear facing High Output Trapezoidal Lamps, mounted on the rear fenders, Inner position. Tier 4A only	13 LB	\$1,430.00
84303648	360 Degree Lighting Kit 2 HID lights for each side of the cab roof top.	33 LB	\$1,869.00
84305282	High Intensity Discharge (HID) Lighting Lighting Kit, Contains 2 Halogen worklamp assemblies. Each assembly contains 1 HID lamp and ballast. For Models 370, 420, and 470 Wheeled and for Models 350, 400, and 450 Wheeled (Tier 4A)	8 LB	\$1,556.00
84305348	High Intensity Discharge Lighting (HID) Lighting Kit, Contains 1 worklamp assembly. Each assembly contains 3 HID Lamps and Ballasts. For Models 370, 420, and 470 Wheeled and for Models 350, 400, and 450 Wheeled (Tier 4A)	8 LB	\$2,193.00
84303666	Marker Light Kit - NAO	88 LB	\$641.00
47534809	KIT, REAR HID FLOOD LIGHTS 2 rear facing High Output Flood Lamps, mounted on the rear fenders, Outer position. Tier 4B	13 LB	\$1,504.00

**STEIGER 370 HD FOUR WHEEL DRIVE TRACTOR
US PRICE LIST**

(Ex Works Fargo, ND)

	47534810	KIT, HID REAR TRAPEZOIDAL LIGHTS 2 rear facing High Output Trapezoidal Lamps, mounted on the rear fenders, Inner position. Tier 4B	13 LB	\$1,430.00
--	----------	--	-------	------------

Other Equipment

	84306032	Fire Extinguisher Kit	46 LB	\$205.00
--	----------	-----------------------	-------	----------

PTO Kits

	84366436	PTO Kit - Small Frame On Models 370, 420 and 470 Wheeled And on Models 350, 400 and 450 Wheeled (Tier 4A)	1,025 LB	\$15,187.00
--	----------	---	----------	-------------

Tow Cable Kits

	47464172	KIT, Grill Protection Plate RCP 370, 420, 470 Wheeled 350, 400, 450 Wheeled (Tier 4A) For use without a front bumper or weight frame Includes mounting provision for a Tow Cable kit	113 LB	\$969.00
	47368288	KIT, TOW CABLE Front Tow Cable For all wheeled and Quadtrac models NOT for Rowtrac	411 LB	\$2,702.00

WhlHubs, Spacers & Artic. Stop Kits

	84335749	5 in. 10 Bolt Wheel Spacer Kit 4 spacers On Models 370, 420, 470 Wheeled And on Models 350, 400, 450 Wheeled (Tier 4A)	451 LB	\$2,530.00
	84335750	10 in. 10 Bolt Wheel Spacer Kit 4 spacers On Models 370, 420, 470 Wheeled And on Models 350, 400, 450 Wheeled (Tier 4A)	517 LB	\$3,290.00
	84335752	13 in. 10 Bolt Wheel Spacer Kit 4 spacers On Models 370, 420, 470 Wheeled And on Models 350, 400, 450 Wheeled (Tier 4A)	627 LB	\$3,255.00
	84335755	28 in. 10 Bolt Wheel Spacer Kit 4 spacers On Models 370, 420, 470 Wheeled And on Models 350, 400, 450 Wheeled (Tier 4A)	891 LB	\$4,665.00
	84335756	Hubs & Wheel Mounting Kit 4.5 in. Axle 4 1/2 Inch Bar Axle (115 MM BAR AXLE)	451 LB	\$3,544.00
	84427285	15 in. 10 Bolt Wheel Spacer Kit 4 spacers On Models 370, 420, 470 Wheeled And on Models 350, 400, 450 Wheeled (Tier 4A)	891 LB	\$4,122.00

Ballast Weight Kits

	84312305	Rear Weight Frame On Models 370, 420 and 470 Wheeled And on Models 350, 400 and 450 Wheeled (Tier 4A)	1,001 LB	\$2,019.00
	84312306	100lb(45 kgs) Suitcase wght 1qty	100 LB	\$202.00

**STEIGER 370 HD FOUR WHEEL DRIVE TRACTOR
US PRICE LIST**

(Ex Works Fargo, ND)

	84312308	Front Bumper Casting On Models 370, 420 and 470 Wheeled And on Models 350, 400 and 450 Wheeled (Tier 4A) 700 lbs	873 LB		\$2,262.00
	84316977	Front Weight Bracket On Models 370, 420, and 470 Wheeled And on Models 350, 400, and 450 Wheeled (Tier 4A) Casting does not include weights 2500 lbs	2,587 LB		\$5,384.00
	84335744	500 LB Wheel Weights 2 weights for each	1,000 LB		\$1,064.00
	84335746	1000 LB Wheel Weights 2 weights for each	1,958 LB		\$2,128.00

**STEIGER 420 HD FOUR WHEEL DRIVE TRACTOR
US PRICE LIST**

**(Ex Works Fargo, ND)
Standard Equipment**

ENGINE:

Case IH 6-cylinder, 24 valve,
turbocharged, aftercooled
Electronic Common Rail Fuel System
Tier 4B SCR Engine Technology
Wastegate Turbo
787 cu. in. (12.9 L)
Horsepower:
420 hp (313 kW)
rated engine at 2100 rpm
356 hp (266 kW) PTO
462 hp (345 kW)
maximum engine at 1,900 rpm
Peak Torque 1,469 ft lbs at 1,400 rpm
Power Boost provided when remote
constant flow hydraulics, PTO, or road
transport gears are engaged
Air-induction:
Two stage system with Donaldson
PowerCore™ primary and pleated
secondary elements
Exhaust aspirated integral pre-cleaner
Auxiliary fuel filter
Grid heater
Auxiliary water separator filter
Exhaust: mounted in-line with cab
corner post
Foot operated electronic decelerator
switch
Viscous fan drive
Constant engine speed control

OPERATOR PROTECTIVE**STRUCTURE:**

CASE IH Deluxe Surveyor™ cab
includes:
132 cubic ft. (3.7 cubic meter)
cab volume
Automatic Temperature Control
(Heater & A/C)
Seat: Case IH cloth Optima™
air suspension seat with adjustable
R.H. 40 degree swivel
Adjustable R.H. armrest,

OPERATOR PROTECTIVE**STRUCTURE: (continued)**

adjustable lumbar support, firmness
and auto weight adjustments,
fore/aft and lateral isolators, back
cushion tilt, swivel, fore/aft
position, and height adjustments
Rubber floor mat
MultiControl handle with
integrated backlighting and thumb
wheel control for setting APM
constant ground speed which also
includes, transmission, throttle,
hydraulic, PTO, hitch control, and
shuttle functions
Steering Wheel: comfort grip, tilt and
telescopic
Self-Canceling turn signals
Windshield wiper/washer:
center front and rear
Elevated foot rest bar
Front and rear sunshades
AM/FM Weather Band Radio with AUX
in Jack including
antenna, wiring, & 6 speakers
Inside rear view mirror, 2 dome lights,
and map light
R.H. swing-out window
R.H. Window Monitor Mounting Bar -
includes universal monitor
mounting brackets and RAM mount
with harness for optional AFS
Pro 700 display.
Coat hook, three cup holders, horn
and 9 auxiliary 12V power outlets
Storage: Tray for laptop computer
space, 1.3 cubic ft. (.04 cubic meter)
compartment w/ removable bin, cooler
storage area, cargo net storage area
L.H. and R.H. upper cab storage areas
L.H. and R.H. frame mounted toolboxes

**STEIGER 420 HD FOUR WHEEL DRIVE TRACTOR
US PRICE LIST**

**(Ex Works Fargo, ND)
Standard Equipment**

INSTRUMENTATION:

All readouts are located in the right hand cab post
Analog display of engine oil pressure, coolant temperature, and fuel level.
Digital display of engine rpm, engine hours, travel speed, transmission gear selection and diesel exhaust fluid level.
Indicator and audible alarm for: filter restriction of hydraulic, transmission and axle lube systems, engine oil press., coolant temp., air intake temp., transmission oil temp., hydraulic oil temp., voltage, brake press., low fuel level, low diesel exhaust fluid level, and engine air filter restriction
Performance Instrumentation -
Provides data on percentage slip, engine % of rated power, gallons per hour and gallons per acre fuel usage, distance traveled, area covered, hydraulic flow control settings with individual timers for each remote valve, detailed service interval information, and electronic End of Row Functions Automatic tractor shutdown Electronic service tool compatible

ACCUGUIDE:

Factory Ready AFS AccuGuide™ (List Price Value \$5,443 USD)
includes steering sensor, electronic steering valve, steering manifold hoses, cab wiring harnesses, antenna wiring harness, antenna / receiver mounting bracket, and hardware
ISO 11783 Implement system connector and rear connecting bracket
AFS Pro 700 Display Ready - accommodates optional AFS Pro 700 display

ELECTRICAL:

200 amp. alternator, 12 volt electrical system and 24 volt starting system with 2 - 1,000 CCA low maint. batteries
Front Lighting:
2 Adjustable hi/low beam road/work lights
3 Halogen work lights (2 outside flood lights, 1 center spot light)
2 cab roof top turn signal/hazard warning lights
Rear Lighting:
4 adjustable halogen flood work lights on rear fenders
4 adjustable halogen flood work lights on rear cab top
2 tail/brake lights located in rear fender
2 turn signal lights in the rear fender
2 cab roof top turn signal/hazard warning lights
Egress Lighting:
2 Front outer halogen flood work lights
2 Rear cab top halogen flood work lights
2 dome lights.

TRANSMISSION:

16 Speed Full-Powershift - Diesel Saver™ APM, Automatic Productivity Management System. AutoSkip™ system, 16F and 2R speeds with transport mode.
Start forward movement in 1st thru 8th gear.
Steering column mounted F-N-R R.H. and L.H. shuttle shift with integral park.

BRAKES:

Power internal wet disc brakes on front and rear axles, self-adjusting and self-equalizing
Parking Brake: spring applied, hydraulic release

**STEIGER 420 HD FOUR WHEEL DRIVE TRACTOR
US PRICE LIST**

(Ex Works Fargo, ND)

Standard Equipment

AXLES:

Pressure lubricated, oil cooled planetary drive
49,500 lb. (22,453 kg) GVW capacity
5 in. x 120 in. (127 mm x 3,040 mm)
Inboard planetary drive bar axle,
10 bolt hub
148 in. (3759 mm) wheelbase
Hydraulic differential lock

DUAL WHEELS AND TIRES

710/70R42 168A8 R-1W
Firestone Radial All Traction DT™

HYDRAULICS:

Pressure flow compensating system:
42 gpm (159 L/min) pump flow
210 bar (3,050 psi/21,000 kPa)
max. operating pressure
Four remote circuits with ISO
breakaway couplers
In-cab electronic flow controls and
timed detents for raise and lower
hydraulic flow
Five selectable functions on all valves.
Hydraulic oil spill collectors

HITCH AND DRAWBAR:

Swinging drawbar w/2 in. (51 mm)
drawbar pin 6,000 lb. vertical tongue
weight (2,724 kg)
Auto-Pin hammerstrap and safety
chain support

SAFETY EQUIPMENT:

SMV emblem, transport tie down
points on front and rear frames,
67.8 cubic ft. (6.3 cubic meter) of
tinted tempered glass, ROPS, HFC
134A refrigerant, neutral start system,
operator presence switch, safety seat
belt and articulation locks.
Road lighting meets ASAE spec. and
includes directional signal lights,
4-way flashers, brake lights and wide
machine marker lights
L.H. and R.H. manual adjustable wide
external mirror
Single beacon light

EASY ACCESS GROUND LEVEL

MAINTENANCE:

Sight gauges for fuel, hydraulic fluid,
transmission fluid, and engine
coolant levels
Cab filter, engine oil level, batteries,
articulation pivot lubrication points
Rearward pivoting, rear hinged tilt hood
Lockdown capability of front grill screen,
transmission/hydraulic fill, fuel tank
and battery service door.

**STEIGER 420 HD FOUR WHEEL DRIVE TRACTOR
US PRICE LIST**

(Ex Works Fargo, ND)

Models

COMMERCIAL MODEL	VERSION	ENGINE POWER	Weight	List Price
STEIGER 420	Heavy Duty	420 HP	40,000 LB	\$346,433.00

Factory Supplied Options

Order Code	Description	Weight	List Price
OPERATOR STRUCTURE			
SD_T9200 OPERATOR STRUCTURE #1			
420001	STANDARD CAB See standard features for a full list of features.		No Charge
420002	Deluxe Cab Includes all features listed in standard features plus the following: Cloth Heated Seat Cloth Instructors Seat Electric Armrest Adjustment Business Band Radio Antenna Ready Roof Mount Electric Mirrors		\$1,851.00
449059	LUX PERFORMANCE CAB Includes all features listed in standard features plus the following: **CAB SUSPENSION** Carpet Red leather **POSITIVE RESPONSE** heated and ventilated seat Slide out lower cushion with height and length adjustment Red leather instructional seat 3 front and 1 rear wiper Electric Armrest Adjustment Deceleration pedal Business Band Radio Antenna Ready with Roof Mount Electric Adjustment roof mounted morriors Performance radio with the following features: AM/FM/WB and Satellite Radio Ready, CD player, USB input Jack, Aux input Jack A-Post Monitor Mount		\$10,770.00

**STEIGER 420 HD FOUR WHEEL DRIVE TRACTOR
US PRICE LIST**

(Ex Works Fargo, ND)

WORK LIGHTING

SD_T8706 HID LIGHTS

	XT8706X	Standard less HID lights		No Charge
	449344	Front & Rear HID lights-3 HID For Models 370, 420, and 470 Row Crop wheeled tractors 3 HID Lights replaces std halogen lights - 1 center front HID light - 2 adjustable rear fender-mounted HID flood lights		\$2,211.00
	449345	Front & Rear HID lights-7 HID For Models 370, 420, and 470 Row Crop wheeled 7 HID Lights replaces std halogen lights - 1 center front 1 HID light. - 2 side front HID lights. - 4 adjustable rear fender-mounted HID lights.		\$3,749.00

SD_T9175 WORK LIGHTS - HID

	XT9175X	Less HID work lights		No Charge
	420927	HID cab roof worklight package 360 Degree Lighting 4 HID cab roof work lights Two rear side cab mounted roof trapezoidal HID lights mounted on each side of the cab. Two of the lights may be moved to lower front of cab roof if desired. Can be used with code 449344 or 449345 or 420695 or 420696 front and rear HID lights.		\$1,869.00

BEACON LIGHTING

SD_T9145 ROTARY BEACON

For Heavy Duty Only

	420025	Single beacon light Mounting bracket installed at the factory, light shipped in cab for dealer installation.		No Charge
	420099	Dual beacon light Standard on all scraper tractors Mounting brackets installed at the factory, lights shipped in cab for dealer installation.		\$786.00

DISPLAY MOUNTING

SD_T7619 RH MONITOR/MOUNTING

	429321	RH window bar display ready With Ram mount and wiring harness		No Charge
	429322	RH window bar w/large display Includes window Ram mount, AFS Pro 700, window harness and window bar		\$5,083.00

**STEIGER 420 HD FOUR WHEEL DRIVE TRACTOR
US PRICE LIST**

(Ex Works Fargo, ND)

	429352	RH armrest w/large display RH armrest mount, and AFS Pro 700 Also includes window mount, window harness, and window bar		\$5,322.00
--	--------	---	--	------------

PRECISION FARMING

AUTOGUIDANCE READY

SD T9210 AUTOGUIDANCE

	420782	Factory guidance ready Includes steering sensor, electronic steering valve, auto guidance disengage switch, steering manifold hoses, cab wiring harness, hardware, auto guidance AFS decals.		No Charge
	429314	AG Ready w/Nav II controller Includes Auto Guidance Ready (420782), Navigation II Controller		\$5,408.00
	429367	Nav II w 372 Rec WAAS Incudes Auto Guidance Ready, Navigation II Controller, 372 GPS Receiver with WASS, EGNOS, and VBS. Pro 700 Monitor is not included.		\$8,653.00
	429368	Nav II w372 RecHP/XP/GLNS/WAAS Includes Auto Guidance Ready (420782), Navigation II Controller, 372 GPS Receiver with WASS, EGNOS, and VBS Pro 700 Monitor is not included.		\$11,153.00

ENGINE

STARTING AID

SD T1938 WEATHER PACK

	XT1938X	Standard without cold start Grid heater is standard equipment		No Charge
	420814	Cold weather starting aid pkg Consists of 120V, 1500W engine block coolant heater and transmission oil heat maintainer.		\$453.00

TRAILER BRAKES

TRAILER BRAKES

SD T7130 TRLR BRK VLV

	XT7130X	No hydraulic trailer brakes		No Charge
--	---------	-----------------------------	--	-----------

**STEIGER 420 HD FOUR WHEEL DRIVE TRACTOR
US PRICE LIST**

(Ex Works Fargo, ND)

	420514	Hydraulic trailer brake Recommended for Large Tow behind Implements, Grain Carts, and Slurry Tankers NOTE: Cannot be ordered with 5 remotes (420403) Cannot be ordered with three point hitch (420504) or (424265)		\$1,394.00
--	--------	--	--	------------

HITCH

HITCH AND DRAWBAR

SD T8960 3 - POINT LINKAGE-REAR

	420501	Standard drawbar 6,000lb. Static vert. tongue weight capacity 370, 420, 470, 500, 540 and 580 HP with HD axles.		No Charge
	420504	High capacity drawbar Ag without 3 pt Hitch (2" drawbar pin diameter with 11,000 lb. vertical tongue weight capacity) Ground clearance 19.6" width 5" thickness 2.5" pin size 2"		\$2,823.00
	420506	Three point hitch Cat IV - N Elec 3-pt Hitch 20,000 lb. lift capacity, Convertible to Cat III with 2" diameter drawbar pin and 11,000 vertical tongue weight capacity Ground clearance 19.6" width 5" thickness 2.5" pin size 2" Requires 420823 - True ground speed sensor Must order 84265017- Kit, CAT 4 Quick Coupler Conversion from Parts Supplied to go from CAT 4 to CAT 3		\$25,162.00

HYDRAULICS

SD T8270 REAR REMOTES

	420402	4_electric remotes Electronic control actuation In-cab electronic flow controls with selectable functions Includes 4 paddles (for #1 - 4, #1 on Multi-Function Handle)		No Charge
--	--------	--	--	-----------

**STEIGER 420 HD FOUR WHEEL DRIVE TRACTOR
US PRICE LIST**

(Ex Works Fargo, ND)

420403	<p>5_electric remotes Available only on 370, 420, and 470 models with 3 point hitch (420506) Electronic control actuation In-cab electronic flow controls with selectable functions Includes 4 paddles for #1-4, #5 on Multi-Function Handle. REQUIRES: 420506 - THREE POINT HITCH. Can only be ordered in combination with Three Point Hitch. NOTE: Cannot be ordered with Hydraulic Trailer Brakes (420514)</p>	\$1,742.00
424826	<p>6_electric remotes Electronic control actuation In-cab electronic flow controls with selectable functions Includes 6 paddles Not compatable with 3pt Hitch</p>	\$3,485.00
424827	<p>Eight electric remotes Electronic control actuation In-cab electric flow controls with selectable functions with four paddle controls and joystick Available on tractors WITHOUT 3pt Hitch Not compatible with 3pt Hitch on 370, 420, 470, 500 Wheeled</p>	\$6,969.00

HYDRAULIC PUMP

SD T8220 HYDRAULIC PUMP

420301	<p>Hydraulic pump, standard 40 gpm (151L /min) flow only on 370 model 42 gpm (159L/min) flow on 420, 470, 500, 540, 580 & 620 models</p>	No Charge
420302	<p>Hydraulic pump, high capacity 55 gpm (208L /min) flow only on 370 model 57 gpm (216L/min) flow 420, 470, 500, 540, 580 & 620 models</p>	\$2,612.00

SD T8276 PARALLEL FLOW HYDRA

XT8276X	Std Less High-Flow Hyd	No Charge
429176	<p>2 pumps Twin Flow Setting from factory hydraulic flow is supplied for left hand side hydraulic remotes by main pump and right hand side remotes are supplied by secondary pump Twin flow can be converted to Parrallel Flow, where all hydraulic flow is supplied to all remote valves equally by both pumps. Parrallel Flow conversion kit is shipped with the tractor from the factory (in cab) For 370 model additional 53 gpm with 1/2 in. ISO Couplers. For 420, 470, 500, 540, 580, and 620 models additional 56 gpm with 1/2 in. ISO Couplers. Available with/without 3 pt. Hitch and PTO Can be ordered with 420301 or 420302 (Hydraulic Pump)</p>	\$9,037.00

**STEIGER 420 HD FOUR WHEEL DRIVE TRACTOR
US PRICE LIST**

(Ex Works Fargo, ND)

POWER BEYOND

SD T8275 POWER BEYOND COUPLE

	XT8275X	Std less power beyond		No Charge
	420828	Power beyond supply and return Motor return with 2 hydraulic 3/4 in. couplers and hose tips. - Hydraulic Supply - Hydraulic Return - Load Sensing Signal - Hydraulic Motor Case Drain		\$524.00

PTO

SD T8010 PTO

	420600	No PTO		No Charge
	420601	1000 RPM Independent PTO Power Take - Off 1.75 in (44.5mm) shaft		\$14,603.00

AXLE

SD T5900 FRONT REAR 4WD AXLE

	424824	High CapBar w/ diff lock Includes hydraulic differential lock		No Charge
--	--------	---	--	-----------

SINGLE WHEELS AND TIRES

SD T4940 FRONT WHEELS AND TIRES

	XT4940X	No singles ordered		No Charge
Ag use only Firestone R1W				
	9708350	650/85R38 173 R-1W FI Firestone Radial All Traction™ 23° For AG use only		(\$28,126.00)
Ag use only Goodyear R1W				
	9708740	650/85R38 173 R-1W GY Goodyear DT820™ Radial For AG use only		(\$27,249.00)
Ag use only Michelin R1W				
	9708630	650/85R38 173 R-1W MI Michelin MachXbib® Radial For AG use only		(\$22,652.00)

**STEIGER 420 HD FOUR WHEEL DRIVE TRACTOR
US PRICE LIST**

(Ex Works Fargo, ND)

Ag and scraper Michelin R1W			
	9701630	IF650/85R38 179D R1W MI Michelin Axiobib® Radial For AG and SCRAPER use	(\$14,031.00)
	9702730	IF800/70R38 179 R1W MI Michelin Axiobib® Radial For AG use on models 370, 420, 470, 500, and 540	\$11,841.00

DUAL WHEELS AND TIRES

SD T4942 DUAL TIRES			
	XT4942X	No duals	No Charge
Ag use only Firestone R1			
	9704050	480/80R46 158A8 R-1 FI Firestone Radial All Traction™ 23° For AG use only	(\$17,057.00)
	9705150	520/85R42 157A8 R-1 FI Firestone Radial All Traction™ 23° For AG use only	(\$11,855.00)
Ag use only Firestone R1W			
	9711950	480/80R50 159A8 R1W FI Firestone Radial Deep Tread 23° For AG use only	(\$5,585.00)
	9727430	IF480/95R50 165B R1W FI Firestone Radial Deep Tread 23° For AG use only	\$10,816.00
	9705450	520/85R42 157A8 R-1W FI Firestone Radial Deep Tread 23° For AG use only	(\$10,498.00)
	9704550	520/85R46 158A8 R-1W FI Firestone Radial Deep Tread 23° For AG use only	(\$7,290.00)
	9706850	800/70R38 173A8 R-1W FI Firestone Radial Deep Tread 23° with 5 and 15 in. spacers For AG use only	\$6,595.00
Ag and Scraper Firestone R1W			
	9705850	620/70R42 160A8 R-1W FI Firestone Radial All Traction DT™ (with 5 in. spacers on the 500 Model only) For AG and SCRAPER use	(\$5,010.00)
	9706250	710/70R38 166A8 R-1W FI Firestone Radial All Traction DT™ with 13 in. spacers For AG and SCRAPER use	(\$2,623.00)

**STEIGER 420 HD FOUR WHEEL DRIVE TRACTOR
US PRICE LIST**

(Ex Works Fargo, ND)

	9706450	710/70R42 168B R-1W FI Firestone Radial All Traction DT™ with 13 in. spacers For AG and SCRAPER use		No Charge
	9706550	IF710/70R42 179B R1W FI Firestone Radial All Traction DT™ with 13 in. spacers For AG and SCRAPER use		\$8,465.00
Ag use only Firestone R2				
	9705650	20.8R42 155 R-2 FI Firestone Radial Champion Spade Grip For AG use only		(\$17,265.00)
	9700450	520/85R46 158-A8 R-2 FI Firestone Radial Champion Spade Grip For AG use only		(\$6,443.00)
Ag use only Goodyear R1				
	9703840	480/80R46 158A8 R-1 GY Goodyear UltraTorque™ Radial For AG use only		(\$16,525.00)
	9704940	520/85R42 157A8 R-1 GY Goodyear UltraTorque™ Radial For AG use only		(\$11,247.00)
Ag use only Goodyear R1W				
	9711940	480/80R50 159A8 R1W GY Goodyear Super Traction Radial For AG use only		(\$7,200.00)
	9726450	480/95R50 164A8/B R1W GY Goodyear DT800 OPTITRAC™ Duals For AG use only		(\$5,331.00)
	9704440	520/85R46 158A8 R-1W GY Goodyear Super Traction Radial For AG use only		(\$7,601.00)
	9728440	800/70R38 173A8 R1W GY Goodyear Deep Tread 830 OPTITRAC™ Radial with 5 inch and 15 inch spacers For AG use only		\$7,615.00
	9706744	800/70R38 173 A8 R1W GY Goodyear DT924™ Radial with 5 inch and 15 inch spacers For AG use only		\$9,423.00
Ag and scraper Goodyear R1W				
	9710840	620/70R42 166A8 R-1W GY Goodyear DT820™ HD Radial For AG use only on models 370, 420, 580, and 620 For AG and SCRAPER use use on models 470 and 540		\$1,919.00

**STEIGER 420 HD FOUR WHEEL DRIVE TRACTOR
US PRICE LIST**

(Ex Works Fargo, ND)

	9705750	620/70R42 DT812 R1W GY Goodyear DT812 For AG and SCRAPER use			(\$2,854.00)
	9710440	620/70R46 162A8 R1W GY Goodyear DT820™ Radial For AG and SCRAPER use			\$1,565.00
	9710940	710/70R38 171A8 R1W GY Goodyear DT820™ HD Radial with 13 in. spacers For AG and SCRAPER use			\$2,216.00
	9706040	710/70R38 166A8 R-1W GY Goodyear DT824 OPTITRAC™ Radial with 13 in. spacers For AG and SCRAPER use			(\$1,612.00)
	9706340	710/70R42 173A8 R-1W GY Goodyear DT824 OPTITRAC™ Radial with 13 in. spacers For AG and SCRAPER use			\$2,638.00
Scraper only Goodyear R1W					
	9709040	650/85R38 173A8 R1W GY Goodyear DT820™ Radial with 10 in. spacers For SCRAPER use only			(\$20.00)
	9711140	710/70R38 171A8/B R1W GY Goodyear DT820™ HD Radial with 10 in. spacers and reverse valve For SCRAPER use only			\$2,216.00
Goodyear Tires R1W Tread					
	9711240	710/70R42 173A8 R1W GY Goodyear DT820™ HD Radial with 13 in. spacers For AG and SCRAPER use			\$6,917.00
Ag use only Goodyear R2					
	9700540	520/85R46 158-A8 R-2 GY Goodyear Special Sure Grip TD8 Radial For AG use only			(\$6,878.00)
Ag use only Michelin R1W					
	9703930	480/80R46 158 R-1W MI Michelin Agribib® Radial For AG use only			(\$10,445.00)
	9711930	480/80R50 158A8/B R1W MI Michelin Agribib® Radial For AG use only			(\$5,241.00)
	9704430	520/85R46 158 R1W MI Michelin Agribib® Radial For AG use only			(\$2,667.00)

**STEIGER 420 HD FOUR WHEEL DRIVE TRACTOR
US PRICE LIST**

(Ex Works Fargo, ND)

	9709530	800/70R38 173A8 R1W MI Michelin Machxbib® Radial with 5 and 15 in. spacers For AG use only		\$21,798.00
	9706830	IF800/70R38 179 R1W MI Michelin Axiobib® Radial with 5 and 15 in. spacers For AG use only		\$41,357.00
Ag and scraper Michelin R1W				
	9710530	620/70R46 162A8/B R1W MI Michelin XM28™ Radial For AG and SCRAPER use		\$10,015.00
	9709430	650/85R38 173A8 R1W MI Michelin Machxbib® Radial with 10 in. spacers For AG and SCRAPER use		\$9,420.00
	9706530	710/70R42 173A8 R1W MI Michelin MachXbib® Radial with 13 in. spacers For AG and SCRAPER use		\$15,348.00
	9706630	IF710/70R42 179D R1W MI Michelin Axiobib® Radial with 5 inch and 15 inch spacers For AG and SCRAPER use		\$20,061.00
Michelin Tires R1W Tread				
	9726430	620/70R42 160D R1W MI Michelin Omnibib™ Radial For AG and SCRAPER use Includes 5" spacers on 500 and 540.		(\$1,154.00)
Ag use only Mitas R1W				
	9711960	480/80R50 159A8/B R1W MT ContiContract AC 85 For AG use only		(\$8,897.00)

TRIPLE OUTER WHEELS AND TIRES

SD T4943 TRIPLE TIRES AND WHEELS

	XT4943X	No triple selection. All Triple Tires include 28 in. spacers		No Charge
Firestone Tires R1 Tread				
	9707950	520/85R42 157A8 R-1 FI Firestone Radial All Traction™ 23° For AG use only		\$463.00

**STEIGER 420 HD FOUR WHEEL DRIVE TRACTOR
US PRICE LIST**

(Ex Works Fargo, ND)

Firestone Tires R1W Tread					
	9724450	480/80R50 R1W FI Firestone Radial Deep Tread 23° For AG use only			\$15,251.00
	9708250	520/85R42 157 A8 R-1W FI Firestone Radial Deep Tread 23° For AG use only			\$6,283.00
	9707650	520/85R46 158 R-1W FI Firestone Radial Deep Tread 23° For AG use only			\$11,764.00
Goodyear Tires R1W Tread					
	9725450	380/90R54 R1W GY DT Goodyear DT800™ Radial For AG use only			\$6,070.00
	9726440	480/80R50 R1W GY ST Goodyear Super Traction™ Radial For AG use only			\$11,640.00
	9707540	520/85R46 158A8 R-1W GY Goodyear Super Traction™ Radial For AG use only			\$10,913.00
Goodyear Tires R2 Tread					
	9725440	520/85R46 R2 GY TD8 Goodyear Special Sure Grip TD8 Radial For AG use only			\$7,673.00
Michelin Tires R1W Tread					
	9724430	480/80R50 R1W MI Michelin Agribib® Radial For AG use only			\$15,472.00
	9707830	520/85R42 155A8 R-1W MI Michelin Agribib® Radial For AG use only			\$11,592.00
	9728450	520/85R46 R1W MI Michelin Agribib® Radial For AG use only			\$23,373.00
Mitas Tires R1W Tread					
	9724460	480/80R50 R-1W 159A8/B MT Mitas ContiContract AC 85 For AG use only			\$8,261.00

OTHER EQUIPMENT

SD T9840 COUNTRY CONFIGURATION

	420701	North American English			No Charge
	420702	French Canadian			No Charge
	420705	Spanish			No Charge

**STEIGER 420 HD FOUR WHEEL DRIVE TRACTOR
US PRICE LIST**

(Ex Works Fargo, ND)

ENGINE

SD T1933 COMPRESSION ENGINE

	XT1933X	No compression brake		No Charge
	429179	Engine compression brake Includes control system and factory installed engine brake. Recommended for large tow behind Implements, grain carts and slurry tankers		\$4,200.00

BALLAST

SD T4980 BALLAST PACKAGE

	XT4980X	Standard no ballast package		No Charge
For 3 PT and PTO Use				
	439025	BALLAST PKG 4450lbs Total weight: 4450lb / 2023kg For TPH and PTO Use, 60/40 weight split Recommended for Dual 480/95R50 for 30" or 32" rows 115lbs per horsepower for 420 100lbs per horsepower for 470 Includes: FRONT WEIGHT ASSY+18 SUITCASE WEIGHTS		\$7,174.00
	449465	BALLAST PKG 2650lbs Total weight: 2650lb / 1205kg For TPH and PTO Use, 60/40 weight split Recommended for Dual 710s / 13" spacers for 420 or Dual 710/70R42 / 13" spacers for 470 120lbs per horsepower for 420 100lbs per horsepower for 470 Includes: FRONT WEIGHT ASSY (No Suitcase Weights) (Rowcrop Frame)		\$4,272.00
For Drawbar Use Only				
	449467	BALLAST PKG 4875lbs Total weight: 4875lb / 2216kg For Drawbar use only (no TPH), 55/45 weight split Recommended for Single 800/70R38 105lb per horsepower for 370 100lb per horsepower for 420 90lb per horsepower for 470 Includes: FRONT BUMPER (Rowcrop Frame) 1000# FRONT WHEEL WEIGHT 1000# REAR WHEEL WEIGHT (500 lbs/WHEEL) REAR WEIGHT ASSY+10 SUITCASE WEIGHTS		\$7,858.00

**STEIGER 420 HD FOUR WHEEL DRIVE TRACTOR
US PRICE LIST**

(Ex Works Fargo, ND)

449471	<p>BALLAST PKG 5875lbs Total weight: 5875lb / 2670kg For Drawbar use only (no TPH), 55/45 weight split Recommended for Dual 710/70R42 / 13" spacers for 370 or Dual 800/70R38 / 5&13" spacers for 470 120lb per horsepower for 370 105lb per horsepower for 470 Includes: FRONT BUMPER (Rowcrop Frame) 1000# FRONT WHEEL WEIGHT 2000# REAR WHEEL WEIGHT (1000 lbs/WHEEL) REAR WEIGHT ASSY+10 SUITCASE WEIGHTS</p>		\$9,470.00
449472	<p>BALLAST PKG 6875lbs Total weight: 6875lb / 3125kg For Drawbar use only (no TPH), 55/45 weight split Recommended for Dual 710/70R42 / 13" spacers 115lb per horsepower for 420 105lb per horsepower for 470 Includes: FRONT BUMPER (Rowcrop Frame) 1000# FRONT WHEEL WEIGHT 3000# REAR WHEEL WEIGHT (500 & 1000 LBS/WHEEL) REAR WEIGHT ASSY+10 SUITCASE WEIGHTS</p>		\$11,082.00
449473	<p>BALLAST PKG 10650lbs Total weight: 10,650lb / 4,841kg For Drawbar use only (no TPH), 55/45 weight split Recommended for Dual 480/95R50 for 30" or 32" rows 115lb per horsepower for 420 100lb per horsepower for 470 Includes: FRONT WEIGHT ASSY+10 SUITCASE WEIGHTS (Rowcrop Frame) 2000# FRONT WHEEL WEIGHT 3000# REAR WHEEL WEIGHT (500 & 1000 LBS/WHEEL) REAR WEIGHT ASSY+10 SUITCASE WEIGHTS</p>		\$17,168.00

FRONT BALLAST

SD T2150 FRONT BALLAST

XT2150X	Standard less front ballast		No Charge
449095	<p>GRILL PROTECTION PLATE Required when using a tow cable without a front bumper casting or front weight frame. For 370, 420, and 470 229lbs</p>		\$869.00
449114	<p>FRONT BUMPER WEIGHT Front Bumper for 370, 420, and 470 874 lbs</p>		\$1,273.00

**STEIGER 420 HD FOUR WHEEL DRIVE TRACTOR
US PRICE LIST**

(Ex Works Fargo, ND)

	449115	FRONT WGT CARRIER 449115 Front Weight Frame only for 370, 420, 470 2684 lbs		\$3,908.00
	449342	FRONT CARRIER & 10 449342 Front Weight Frame + 10 suitcase weights 3684 lb For 370, 420, and 470		\$5,364.00
	330232	Front Carrier w/18x100lb wts includes 18 x 100lb suitcase weights For 370, 420, and 470 4484 lbs.		\$6,529.00

SD T4960 WHEEL WEIGHTS

	X49601X	L/Wheel Weights		No Charge
	449072	Front wheel weights - 1000 lb 2qty 500lb, 10-bolt hub		\$1,456.00
	449074	Front wheel weights - 2000 lb 2qty 1000lb, 10-bolt hub		\$2,912.00
	449075	Front wheel weights - 3000 lb 2qty 500lb and 2qty 1000lb, 10-bolt hub		\$4,368.00
	449078	Front wheel weights - 4000 lb 4qty 1000lb, 10-bolt hub		\$5,824.00
	449079	Front wheel weights - 5000 lb For 370, 420, 470, 500, and 540: 2qty 500lb and 4qty 1000lb, 10-bolt hub		\$7,280.00
	449081	Front wheel weights - 6000 lb 4qty 500lb and 4qty 1000lb, 10-bolt hub		\$8,736.00

OTHER OPTIONS

SD T5201 BACK-UP ALARM

	XT5201X	Standard less backup alarm		No Charge
	420824	Backup warning alarm		\$228.00

SD T5202 TOW CABLE

	XT5202X	Standard less tow cable		No Charge
	420816	Tow cable for HD tractor Extends to front of tractor NOTE: Tow Cable requires tractor be equipped with Front Bumper Weight (449114 or 449068) / Front Weight Frame (449115 or 394009) / Front Grill Guard (449095 or 449067)		\$2,623.00

SD T7581 RADAR

	XT7581X	Std less ground speed sensor		No Charge
--	---------	------------------------------	--	-----------

**STEIGER 420 HD FOUR WHEEL DRIVE TRACTOR
US PRICE LIST**

(Ex Works Fargo, ND)

	420823	True ground speed sensor Provides radar measurement of ground speed to aid in accurate application of chemicals and other speed sensitive operations. (Required to monitor fuel usage, area covered, fuel usage per acre, area covered per hour, distance covered, distance covered per minute, slip control and slip limit control)		\$807.00
--	--------	--	--	----------

TIRE BRAND PREFERENCE

SD_T8512 TIRE BRAND CHOICE

	420990	No tire brand preference A tire from existing tire inventory will be installed. This could include the selection you made in Single/Dual/Triples sections, or the same tire size in Firestone, Goodyear, Titan, Continental/Mitas, or Michelin. Actual tire installed will be invoiced. Availability of brands vary by size.		No Charge
	429995	Tire brand preference Tire brands are subject to availability. If the Tire Brand Preference code is ordered, the plant will install the brand selected.		\$1,764.00

REAR BALLAST

SD_T4961 REAR BALLAST

	XT4961X	Standard less rear ballast		No Charge
	429336	Rear wheel weights 2qty 500lb, 10-bolt hub		\$1,456.00
	420256	Rear wheel weights - 2000 lb. 2qty 1000lb, 10-bolt hub		\$2,912.00
	420258	Rear wheel weights - 3000 lb. 2qty 500lb and 2qty 1000lb, 10-bolt hub		\$4,368.00
	429289	Rear wheel weights - 4000 lb. 4qty 1000lb, 10-bolt hub		\$5,824.00
	449093	Rear wheel weights - 5000 lb For 370, 420, 470, 500, and 540: 2qty 500lb and 4qty 1000lb, 10-bolt hub		\$7,280.00
	429291	Rear wheel weights - 6000 lb. 4qty 500lb and 4qty 1000lb, 10-bolt hub		\$8,736.00

SD_T4982 REAR WEIGHT SUPPORT

	XT4982X	Std no rear weight bracket		No Charge
	449089	BALLAST PKG - REAR 449089 Rear Weight Frame only For 370, 420, and 470 1032 lbs.		\$1,503.00

**STEIGER 420 HD FOUR WHEEL DRIVE TRACTOR
US PRICE LIST**

(Ex Works Fargo, ND)

		449069	Rear weight frame W/10 WTs For 370, 420, and 470 Rear Weight Frame + 10 suitcase weights 2032 lbs.			\$2,959.00
--	--	--------	---	--	--	------------

**STEIGER 420 HD FOUR WHEEL DRIVE TRACTOR
US PRICE LIST**

(Ex Works Fargo, ND)

Factory Supplied Attachments

Order Code	Description	Weight	List Price
3 Point Hitch and Drawbar Kits			
84329414	Three Point Kit Field Installed Rowcrop On Models 350, 400, and 450 Wheeled	2,358 LB	\$24,366.00
Electrical and Cab Kits			
84151011	RH Window Monitor Mount Kit	4 LB	\$317.00
84299370	Back Up Alarm Kit	26 LB	\$235.00
84302098	Decel Pedal Kit	22 LB	\$347.00
84303625	Business Band Antenna Cable	4 LB	\$152.00
84312991	Electric Mirrors Kit	44 LB	\$1,233.00
84313028	CIH Instructional Seat Kit - Cloth	15 LB	\$514.00
84313734	"A" Post Monitor Mount Kit	11 LB	\$154.00
84319907	RH Window Bar Display Ready For Pro 600/700 Includes harness and monitor mount	11 LB	\$317.00
84420722	Lower Front Wiper Kit	44 LB	\$552.00
Hydraulic Kits			
84366432	Auxillary Pump Drive Kit Required with Twin/Parrallel Flow Option without PTO	211 LB	\$2,467.00
47362354	Kit, Hydraulics Upgrade Rowcrop	130 LB	\$10,841.00
Lighting Kits			
84156115	Rear Flood HID Kit 2 rear facing High Output Flood Lamps, mounted on the rear fenders, Outer position. Tier 4A only	13 LB	\$1,504.00
84156118	Rear Trapazoidal HID KIT 2 rear facing High Output Trapezoidal Lamps, mounted on the rear fenders, Inner position. Tier 4A only	13 LB	\$1,430.00
84303648	360 Degree Lighting Kit 2 HID lights for each side of the cab roof top.	33 LB	\$1,869.00
84305282	High Intensity Discharge (HID) Lighting Lighting Kit, Contains 2 Halogen worklamp assemblies. Each assembly contains 1 HID lamp and ballast. For Models 370, 420, and 470 Wheeled and for Models 350, 400, and 450 Wheeled (Tier 4A)	8 LB	\$1,556.00
84305348	High Intensity Discharge Lighting (HID) Lighting Kit, Contains 1 worklamp assembly. Each assembly contains 3 HID Lamps and Ballasts. For Models 370, 420, and 470 Wheeled and for Models 350, 400, and 450 Wheeled (Tier 4A)	8 LB	\$2,193.00
84303666	Marker Light Kit - NAO	88 LB	\$641.00
47534809	KIT, REAR HID FLOOD LIGHTS 2 rear facing High Output Flood Lamps, mounted on the rear fenders, Outer position. Tier 4B	13 LB	\$1,504.00

**STEIGER 420 HD FOUR WHEEL DRIVE TRACTOR
US PRICE LIST**

(Ex Works Fargo, ND)

	47534810	KIT, HID REAR TRAPEZOIDAL LIGHTS 2 rear facing High Output Trapezoidal Lamps, mounted on the rear fenders, Inner position. Tier 4B	13 LB	\$1,430.00
--	----------	--	-------	------------

Other Equipment

	84306032	Fire Extinguisher Kit	46 LB	\$205.00
--	----------	-----------------------	-------	----------

PTO Kits

	84366436	PTO Kit - Small Frame On Models 370, 420 and 470 Wheeled And on Models 350, 400 and 450 Wheeled (Tier 4A)	1,025 LB	\$15,187.00
--	----------	---	----------	-------------

Tow Cable Kits

	47464172	KIT, Grill Protection Plate RCP 370, 420, 470 Wheeled 350, 400, 450 Wheeled (Tier 4A) For use without a front bumper or weight frame Includes mounting provision for a Tow Cable kit	113 LB	\$969.00
	47368288	KIT, TOW CABLE Front Tow Cable For all wheeled and Quadtrac models NOT for Rowtrac	411 LB	\$2,702.00

WhlHubs, Spacers & Artic. Stop Kits

	84335749	5 in. 10 Bolt Wheel Spacer Kit 4 spacers On Models 370, 420, 470 Wheeled And on Models 350, 400, 450 Wheeled (Tier 4A)	451 LB	\$2,530.00
	84335750	10 in. 10 Bolt Wheel Spacer Kit 4 spacers On Models 370, 420, 470 Wheeled And on Models 350, 400, 450 Wheeled (Tier 4A)	517 LB	\$3,290.00
	84335752	13 in. 10 Bolt Wheel Spacer Kit 4 spacers On Models 370, 420, 470 Wheeled And on Models 350, 400, 450 Wheeled (Tier 4A)	627 LB	\$3,255.00
	84335755	28 in. 10 Bolt Wheel Spacer Kit 4 spacers On Models 370, 420, 470 Wheeled And on Models 350, 400, 450 Wheeled (Tier 4A)	891 LB	\$4,665.00
	84335756	Hubs & Wheel Mounting Kit 4.5 in. Axle 4 1/2 Inch Bar Axle (115 MM BAR AXLE)	451 LB	\$3,544.00
	84427285	15 in. 10 Bolt Wheel Spacer Kit 4 spacers On Models 370, 420, 470 Wheeled And on Models 350, 400, 450 Wheeled (Tier 4A)	891 LB	\$4,122.00

Ballast Weight Kits

	84312305	Rear Weight Frame On Models 370, 420 and 470 Wheeled And on Models 350, 400 and 450 Wheeled (Tier 4A)	1,001 LB	\$2,019.00
	84312306	100lb(45 kgs) Suitcase wght 1qty	100 LB	\$202.00

**STEIGER 420 HD FOUR WHEEL DRIVE TRACTOR
US PRICE LIST**

(Ex Works Fargo, ND)

	84312308	Front Bumper Casting On Models 370, 420 and 470 Wheeled And on Models 350, 400 and 450 Wheeled (Tier 4A) 700 lbs	873 LB		\$2,262.00
	84316977	Front Weight Bracket On Models 370, 420, and 470 Wheeled And on Models 350, 400, and 450 Wheeled (Tier 4A) Casting does not include weights 2500 lbs	2,587 LB		\$5,384.00
	84335744	500 LB Wheel Weights 2 weights for each	1,000 LB		\$1,064.00
	84335746	1000 LB Wheel Weights 2 weights for each	1,958 LB		\$2,128.00

**STEIGER 470 HD FOUR WHEEL DRIVE TRACTOR
US PRICE LIST**

**(Ex Works Fargo, ND)
Standard Equipment**

ENGINE:

Case IH 6-cylinder, 24 valve,
turbocharged, aftercooled
Electronic Common Rail Fuel System
Tier 4B SCR Engine Technology
Wastegate Turbo
787 cu. in. (12.9 L)
Horsepower:
470 hp (350 kW)
rated engine at 2,100 rpm
407 hp (304 kW) PTO
517 hp (386 kW)
maximum engine at 1,900 rpm
1,643 ft lbs of torque at 1,400 RPM
Power Boost provided when remote
constant flow hydraulics, PTO, or road
transport gears are engaged
Air-induction: Two stage system with
Donaldson PowerCore™
primary and pleated secondary
elements. Exhaust aspirated
integral pre-cleaner
Auxiliary fuel filter
Grid heater
Auxiliary water separator filter
Exhaust: mounted in-line with cab
corner post
Foot operated electronic decelerator
switch
Viscous fan drive
Constant engine speed control

OPERATOR PROTECTIVE**STRUCTURE:**

CASE IH Deluxe Surveyor™ cab
includes:
132 cubic ft. (3.7 cubic meter)
cab volume
Automatic Temperature Control
(Heater & A/C)
Seat: Case IH cloth Optima™
air suspension seat with adjustable
R.H. 40 degree swivel
Rubber floor mat

OPERATOR PROTECTIVE**STRUCTURE: (continued)**

Adjustable R.H. armrest,
adjustable lumbar support, firmness
and auto weight adjustments,
fore/aft and lateral isolators, back
cushion tilt, swivel, fore/aft
position, and height adjustments
MultiControl handle with
integrated backlighting and thumb
wheel control for setting APM
constant ground speed which also
includes, transmission, throttle,
hydraulic, PTO, hitch control, and
shuttle functions
Steering Wheel: comfort grip, tilt and
telescopic
Self-Canceling turn signals
Windshield wiper/washer:
center front and rear
Elevated foot rest bar
Front and rear sunshades
AM/FM Weather Band Radio with AUX
in Jack including
antenna, wiring, & 6 speakers
Inside rear view mirror, 2 dome lights,
and map light
R.H. swing-out window
R.H. Window Monitor Mounting Bar -
includes universal monitor
mounting brackets and RAM mount
with harness for optional AFS
Pro 700 display.
Coat hook, three cup holders, horn
and 9 auxiliary 12V power outlets
Storage: Tray for laptop computer
space, 1.3 cubic ft. (.04 cubic meter)
compartment w/ removable bin, cooler
storage area, cargo net storage area
L.H. and R.H. upper cab storage areas
L.H. and R.H. frame mounted toolboxes

**STEIGER 470 HD FOUR WHEEL DRIVE TRACTOR
US PRICE LIST**

**(Ex Works Fargo, ND)
Standard Equipment**

INSTRUMENTATION:

All readouts are located in the right hand cab post
Analog display of engine oil pressure, coolant temperature, and fuel level.
Digital display of engine rpm, engine hours, travel speed, transmission gear selection and diesel exhaust fluid level.
Indicator and audible alarm for: filter restriction of hydraulic, transmission and axle lube systems, engine oil press., coolant temp., air intake temp., transmission oil temp., hydraulic oil temp., voltage, brake press., low fuel level, low diesel exhaust fluid level, and engine air filter restriction
Performance Instrumentation -
Provides data on percentage slip, engine % of rated power, gallons per hour and gallons per acre fuel usage, distance traveled, area covered, hydraulic flow control settings with individual timers for each remote valve, detailed service interval information, and electronic End of Row Functions Automatic tractor shutdown Electronic service tool compatible

CAPACITIES:

Diesel Fuel: 309 US gal (1,169 L)
Diesel Exhaust Fluid:
42 US gal (160L)

ACCUGUIDE:

Factory Ready AFS AccuGuide™ (List Price Value \$5,443 USD)
includes steering sensor, electronic steering valve, steering manifold hoses, cab wiring harnesses, antenna wiring harness, antenna / receiver mounting bracket, and hardware
ISO 11783 Implement system

ACCUGUIDE: (Continued)

connector and rear connecting bracket
AFS Pro 700 Display Ready - accommodates optional AFS Pro 700 display

ELECTRICAL:

200 amp. alternator,
12 volt electrical system and 24 volt starting system with 2 - 1,000 CCA low maintenance batteries

Front Lighting:

Wheeled:

2 Adjustable hi/low beam road/work lights
3 Halogen work lights (2 outside flood lights, 1 center spot light)
2 cab roof top turn signal/hazard warning lights, single beacon light
2 cab roof top turn signal/hazard warning lights,

Rear Lighting:

4 adjustable halogen flood work lights on rear fenders
4 adjustable halogen flood work lights on rear cab top
2 tail/brake lights located in rear fender
2 turn signal lights in the rear fender
2 cab roof top turn signal/hazard warning lights

Egress Lighting:

2 Front outer halogen flood work lights
2 Rear cab top halogen flood work lights
2 dome lights.

TRANSMISSION:

16 Speed Full-Powershift - Diesel Saver™ APM, Automatic Productivity Management System. AutoSkip™ system, 16F and 2R speeds with transport mode.
Start forward movement in 1st thru 8th gear.

**STEIGER 470 HD FOUR WHEEL DRIVE TRACTOR
US PRICE LIST**

**(Ex Works Fargo, ND)
Standard Equipment**

TRANSMISSION: (Continued)

Steering column mounted F-N-R
R.H. and L.H. shuttle shift with integral park.

BRAKES:

Power internal wet disc brakes on front and rear axles, self-adjusting and self-equalizing
Parking Brake: spring applied, hydraulic release

AXLES:

Pressure lubricated, oil cooled planetary drive
49,500 lb. (22,453 kg) GVW capacity
5 in. x 120 in. (127 mm x 3040 mm)
Inboard planetary drive bar axle, 10 Bolt Hub
148 in. (3,759 mm) wheelbase
Hydraulic differential lock

DUAL WHEELS AND TIRES

710/70R42 268A8 R-1W
Firestone Radial All Traction DT™

HYDRAULICS:

Pressure flow compensating system:
42 gpm (159 L/min) pump flow
210 bar (3,050 psi/21,000 kPa)
max. operating pressure
Four remote circuits with ISO breakaway couplers
In-cab electronic flow controls and timed detents for raise and lower hydraulic flow
Five selectable functions on all valves.
hydraulic oil spill collectors

HITCH AND DRAWBAR:

Swinging drawbar w/2 in. (51 mm) drawbar pin 6,000 lb. vertical tongue weight (2,724 kg)
Auto-Pin hammerstrap and safety chain support

SAFETY EQUIPMENT:

SMV emblem, transport tie down points on front and rear frames, 67.8 cubic ft. (6.3 cubic meter) of tinted tempered glass, ROPS, HFC 134A refrigerant, neutral start system, operator presence switch, safety seat belt and articulation locks.
Road lighting meets ASAE spec. and includes directional signal lights, 4-way flashers, brake lights and wide machine marker lights (wheeled tractors only).
L.H. and R.H. manual adjustable wide external adjustable mirrors
Single beacon light

EASY ACCESS GROUND LEVEL**MAINTENANCE:**

Sight gauges for fuel, hydraulic fluid, transmission fluid, and engine coolant levels
Cab filter, engine oil level, batteries, articulation pivot lubrication points
Rearward pivoting, rear hinged tilt hood
Lockdown capability of front grill screen, transmission/hydraulic fill, fuel tank and battery service door.

**STEIGER 470 HD FOUR WHEEL DRIVE TRACTOR
US PRICE LIST**

(Ex Works Fargo, ND)
Standard Equipment

* * * * *
* * * * *

SCRAPER VERSIONS INCLUDE:

TRANSMISSION:

Tractor is programed to start up
in 2nd gear
Back up alarm

CAB:

Seat tie strap
Cab is ROPS/FOPS certified

HITCH:

Scraper drawbar
High clearance hanger with scraper
quick hitch drawbar and tow cable
20,000 lb. vertical tongue weight
capacity

PTO:

Scraper tractors can only be ordered
with a PTO if they have an ag drawbar

HYDRAULIC:

High capacity hydraulics 57 GPM (216
LPM)
Four electro-hydraulic remote valves
standard. The electro-hydraulic system
used on the tractors is designed to
work in conjunction with GPS/laser
controlsystems

WHEELS AND TIRES:

710/70R42 268A8 R-1W
Firestone Radial All Traction DT™
Valve steam protection

LIGHTING:

Dual beacon lights
* * * * *
* * * * *

**STEIGER 470 HD FOUR WHEEL DRIVE TRACTOR
US PRICE LIST**

(Ex Works Fargo, ND)

Models

COMMERCIAL MODEL	VERSION	ENGINE POWER	Weight	List Price
STEIGER 470	Heavy Duty	470HP	40,000 LB	\$370,774.00
STEIGER 470	Wheeled Scraper	470HP	40,000 LB	\$393,050.00

Factory Supplied Options

Order Code	Description	Weight	List Price
------------	-------------	--------	------------

OPERATOR STRUCTURE

SD T9200 OPERATOR STRUCTURE #1

420001	STANDARD CAB See standard features for a full list of features.		No Charge
420002	Deluxe Cab Includes all features listed in standard features plus the following: Cloth Heated Seat Cloth Instructors Seat Electric Armrest Adjustment Business Band Radio Antenna Ready Roof Mount Electric Mirrors		\$1,851.00
449059	LUX PERFORMANCE CAB Includes all features listed in standard features plus the following: **CAB SUSPENSION** Carpet Red leather **POSITIVE RESPONSE** heated and ventilated seat Slide out lower cushion with height and length adjustment Red leather instructional seat 3 front and 1 rear wiper Electric Armrest Adjustment Deceleration pedal Business Band Radio Antenna Ready with Roof Mount Electric Adjustment roof mounted mirrors Performance radio with the following features: AM/FM/WB and Satellite Radio Ready, CD player, USB input Jack, Aux input Jack A-Post Monitor Mount		\$10,770.00

**STEIGER 470 HD FOUR WHEEL DRIVE TRACTOR
US PRICE LIST**

(Ex Works Fargo, ND)

WORK LIGHTING

SD_T8706 HID LIGHTS

	XT8706X	Standard less HID lights		No Charge
	449344	Front & Rear HID lights-3 HID For Models 370, 420, and 470 Row Crop wheeled tractors 3 HID Lights replaces std halogen lights - 1 center front HID light - 2 adjustable rear fender-mounted HID flood lights		\$2,211.00
	449345	Front & Rear HID lights-7 HID For Models 370, 420, and 470 Row Crop wheeled 7 HID Lights replaces std halogen lights - 1 center front 1 HID light. - 2 side front HID lights. - 4 adjustable rear fender-mounted HID lights.		\$3,749.00

SD_T9175 WORK LIGHTS - HID

	XT9175X	Less HID work lights		No Charge
	420927	HID cab roof worklight package 360 Degree Lighting 4 HID cab roof work lights Two rear side cab mounted roof trapezoidal HID lights mounted on each side of the cab. Two of the lights may be moved to lower front of cab roof if desired. Can be used with code 449344 or 449345 or 420695 or 420696 front and rear HID lights.		\$1,869.00

BEACON LIGHTING

SD_T9145 ROTARY BEACON

For Heavy Duty Only				
	420025	Single beacon light Mounting bracket installed at the factory, light shipped in cab for dealer installation.		No Charge
	420099	Dual beacon light Standard on all scraper tractors Mounting brackets installed at the factory, lights shipped in cab for dealer installation.		
		if VERSION is Wheeled Scraper		No Charge
		if VERSION is Heavy Duty		\$786.00

DISPLAY MOUNTING

SD_T7619 RH MONITOR/MOUNTING

	429321	RH window bar display ready With Ram mount and wiring harness		No Charge
--	--------	---	--	-----------

**STEIGER 470 HD FOUR WHEEL DRIVE TRACTOR
US PRICE LIST**

(Ex Works Fargo, ND)

	429322	RH window bar w/large display Includes window Ram mount, AFS Pro 700, window harness and window bar	\$5,083.00
	429352	RH armrest w/large display RH armrest mount, and AFS Pro 700 Also includes window mount, window harness, and window bar	\$5,322.00

PRECISION FARMING

AUTOGUIDANCE READY

SD T9210 AUTOGUIDANCE

	420782	Factory guidance ready Includes steering sensor, electronic steering valve, auto guidance disengage switch, steering manifold hoses, cab wiring harness, hardware, auto guidance AFS decals.	No Charge
	429314	AG Ready w/Nav II controller Includes Auto Guidance Ready (420782), Navigation II Controller	\$5,408.00
	429367	Nav II w 372 Rec WAAS Incudes Auto Guidance Ready, Navigation II Controller, 372 GPS Receiver with WASS, EGNOS, and VBS. Pro 700 Monitor is not included.	\$8,653.00
	429368	Nav II w372 RecHP/XP/GLNS/WAAS Includes Auto Guidance Ready (420782), Navigation II Controller, 372 GPS Receiver with WASS, EGNOS, and VBS Pro 700 Monitor is not included.	\$11,153.00

ENGINE

STARTING AID

SD T1938 WEATHER PACK

	XT1938X	Standard without cold start Grid heater is standard equipment	No Charge
	420814	Cold weather starting aid pkg Consists of 120V, 1500W engine block coolant heater and transmission oil heat maintainer.	\$453.00

TRAILER BRAKES

TRAILER BRAKES

SD T7130 TRLR BRK VLV

	XT7130X	No hydraulic trailer brakes	No Charge
--	---------	-----------------------------	-----------

**STEIGER 470 HD FOUR WHEEL DRIVE TRACTOR
US PRICE LIST**

(Ex Works Fargo, ND)

	420514	Hydraulic trailer brake Recommended for Large Tow behind Implements, Grain Carts, and Slurry Tankers NOTE: Cannot be ordered with 5 remotes (420403) Cannot be ordered with three point hitch (420504) or (424265)	\$1,394.00
--	--------	--	------------

HITCH

HITCH AND DRAWBAR

SD T8960 3 - POINT LINKAGE-REAR

	420501	Standard drawbar 6,000lb. Static vert. tongue weight capacity 370, 420, 470, 500, 540 and 580 HP with HD axles. if VERSION is Heavy Duty if ENGINE POWER is 470HP and VERSION is Wheeled Scraper	No Charge (\$5,970.00)
	420504	High capacity drawbar Ag without 3 pt Hitch (2" drawbar pin diameter with 11,000 lb. vertical tongue weight capacity) Ground clearance 19.6" width 5" thickness 2.5" pin size 2" if VERSION is Wheeled Scraper if ENGINE POWER is 470HP and VERSION is Heavy Duty	(\$3,147.00) \$2,823.00
	420506	Three point hitch Cat IV - N Elec 3-pt Hitch 20,000 lb. lift capacity, Convertible to Cat III with 2" diameter drawbar pin and 11,000 vertical tongue weight capacity Ground clearance 19.6" width 5" thickness 2.5" pin size 2" Requires 420823 - True ground speed sensor Must order 84265017- Kit, CAT 4 Quick Coupler Conversion from Parts Supplied to go from CAT 4 to CAT 3 if VERSION is Wheeled Scraper if ENGINE POWER is 470HP and VERSION is Heavy Duty	\$19,192.00 \$25,162.00
Scraper Only			
	420681	Scraper Drawbar w Tow Cable Quick attach high clearance hitch scraper drawbar Includes tow cable (20,000 LB. load vertical tongue weight capacity) Not necessary to select Tow Cable option 420816 or 420845 Not compatible with PTO#	No Charge

**STEIGER 470 HD FOUR WHEEL DRIVE TRACTOR
US PRICE LIST**

(Ex Works Fargo, ND)

HYDRAULICS

SD T8270 REAR REMOTES

	420402	4_electric remotes Electronic control actuation In-cab electronic flow controls with selectable functions Includes 4 paddles (for #1 - 4, #1 on Multi-Function Handle)		No Charge
	424825	4 Spool 3/4 in coupler with 3/4 in. couplers and Trailer Brake Electronic control actuation No valve feathering For SCRAPER versions only		\$588.00
	420403	5_electric remotes Available only on 370, 420, and 470 models with 3 point hitch (420506) Electronic control actuation In-cab electronic flow controls with selectable functions Includes 4 paddles for #1-4, #5 on Multi-Function Handle. REQUIRES: 420506 - THREE POINT HITCH. Can only be ordered in combination with Three Point Hitch. NOTE: Cannot be ordered with Hydraulic Trailer Brakes (420514)		\$1,742.00
	424826	6_electric remotes Electronic control actuation In-cab electronic flow controls with selectable functions Includes 6 paddles Not compatible with 3pt Hitch		\$3,485.00
	424827	Eight electric remotes Electronic control actuation In-cab electric flow controls with selectable functions with four paddle controls and joystick Available on tractors WITHOUT 3pt Hitch Not compatible with 3pt Hitch on 370, 420, 470, 500 Wheeled		\$6,969.00

HYDRAULIC PUMP

SD T8220 HYDRAULIC PUMP

	420301	Hydraulic pump, standard 40 gpm (151L /min) flow only on 370 model 42 gpm (159L/min) flow on 420, 470, 500, 540, 580 & 620 models		
		if VERSION is Heavy Duty		No Charge
		if VERSION is Wheeled Scraper		(\$2,612.00)
	420302	Hydraulic pump, high capacity 55 gpm (208L /min) flow only on 370 model 57 gpm (216L/min) flow 420, 470, 500, 540, 580 & 620 models		
		if VERSION is Wheeled Scraper		No Charge

**STEIGER 470 HD FOUR WHEEL DRIVE TRACTOR
US PRICE LIST**

(Ex Works Fargo, ND)

		if VERSION is Heavy Duty	\$2,612.00
--	--	--------------------------	------------

SD_T8276 PARALLEL FLOW HYDRA

		XT8276X Std Less High-Flow Hyd	No Charge
		429176 2 pumps Twin Flow Setting from factory hydraulic flow is supplied for left hand side hydraulic remotes by main pump and right hand side remotes are supplied by secondary pump Twin flow can be converted to Parrallel Flow, where all hydraulic flow is supplied to all remote valves equally by both pumps. Parrallel Flow conversion kit is shipped with the tractor from the factory (in cab) For 370 model additonal 53 gpm with 1/2 in. ISO Couplers. For 420, 470, 500, 540, 580, and 620 models additional 56 gpm with 1/2 in. ISO Couplers. Available with/without 3 pt. Hitch and PTO Can be ordered with 420301 or 420302 (Hydraulic Pump)	\$9,037.00

POWER BEYOND

SD_T8275 POWER BEYOND COUPLE

		XT8275X Std less power beyond	No Charge
		420828 Power beyond supply and return Motor return with 2 hydraulic 3/4 in. couplers and hose tips. - Hydraulic Supply - Hydraulic Return - Load Sensing Signal - Hydraulic Motor Case Drain	\$524.00

PTO

SD_T8010 PTO

		420600 No PTO	No Charge
		420601 1000 RPM Independent PTO Power Take - Off 1.75 in (44.5mm) shaft	\$14,603.00

AXLE

SD_T5900 FRONT REAR 4WD AXLE

		424824 High CapBar w/ diff lock Includes hydraulic differential lock	No Charge
--	--	--	-----------

**STEIGER 470 HD FOUR WHEEL DRIVE TRACTOR
US PRICE LIST**

(Ex Works Fargo, ND)

SINGLE WHEELS AND TIRES

SD T4940 FRONT WHEELS AND TIRES

	XT4940X	No singles ordered		No Charge
Ag use only Firestone R1W				
	9708350	650/85R38 173 R-1W FI Firestone Radial All Traction™ 23° For AG use only		(\$28,126.00)
Ag use only Goodyear R1W				
	9708740	650/85R38 173 R-1W GY Goodyear DT820™ Radial For AG use only		(\$27,249.00)
Ag use only Michelin R1W				
	9708630	650/85R38 173 R-1W MI Michelin MachXbib® Radial For AG use only		(\$22,652.00)
Ag and scraper Michelin R1W				
	9701630	IF650/85R38 179D R1W MI Michelin Axiobib® Radial For AG and SCRAPER use		(\$14,031.00)
	9702730	IF800/70R38 179 R1W MI Michelin Axiobib® Radial For AG use on models 370, 420, 470, 500, and 540		\$11,841.00
Scraper only Firestone Logger				
	9710651	76X50.00-32 HF-3 FI FIRESTONE FLOTATION 23° DT WTP LOGGER For SCRAPER use only		\$27,895.00

DUAL WHEELS AND TIRES

SD T4942 DUAL TIRES

	XT4942X	No duals		No Charge
Ag use only Firestone R1				
	9704050	480/80R46 158A8 R-1 FI Firestone Radial All Traction™ 23° For AG use only		(\$17,057.00)
	9705150	520/85R42 157A8 R-1 FI Firestone Radial All Traction™ 23° For AG use only		(\$11,855.00)
Ag use only Firestone R1W				
	9711950	480/80R50 159A8 R1W FI Firestone Radial Deep Tread 23° For AG use only		(\$5,585.00)

**STEIGER 470 HD FOUR WHEEL DRIVE TRACTOR
US PRICE LIST**

(Ex Works Fargo, ND)

	9727430	IF480/95R50 165B R1W FI Firestone Radial Deep Tread 23° For AG use only		\$10,816.00
	9705450	520/85R42 157A8 R-1W FI Firestone Radial Deep Tread 23° For AG use only		(\$10,498.00)
	9704550	520/85R46 158A8 R-1W FI Firestone Radial Deep Tread 23° For AG use only		(\$7,290.00)
	9706850	800/70R38 173A8 R-1W FI Firestone Radial Deep Tread 23° with 5 and 15 in. spacers For AG use only		\$6,595.00
Ag and Scraper Firestone R1W				
	9705850	620/70R42 160A8 R-1W FI Firestone Radial All Traction DT™ (with 5 in. spacers on the 500 Model only) For AG and SCRAPER use		(\$5,010.00)
	9706250	710/70R38 166A8 R-1W FI Firestone Radial All Traction DT™ with 13 in. spacers For AG and SCRAPER use		(\$2,623.00)
	9706450	710/70R42 168B R-1W FI Firestone Radial All Traction DT™ with 13 in. spacers For AG and SCRAPER use		No Charge
	9706550	IF710/70R42 179B R1W FI Firestone Radial All Traction DT™ with 13 in. spacers For AG and SCRAPER use		\$8,465.00
Scraper only Firestone R1W				
	9708950	650/85R38 173A8 R1W FI Firestone Radial Deep Tread 23° with 10 in. spacers For SCRAPER use only		(\$984.00)
	9712150	710/70R42 166A8/B R1W FI Firestone Radial All Traction DT™ with 10 in. spacers For SCRAPER use only		No Charge
Ag use only Firestone R2				
	9705650	20.8R42 155 R-2 FI Firestone Radial Champion Spade Grip For AG use only		(\$17,265.00)
	9700450	520/85R46 158-A8 R-2 FI Firestone Radial Champion Spade Grip For AG use only		(\$6,443.00)

**STEIGER 470 HD FOUR WHEEL DRIVE TRACTOR
US PRICE LIST**

(Ex Works Fargo, ND)

Ag use only Goodyear R1					
	9703840	480/80R46 158A8 R-1 GY Goodyear UltraTorque™ Radial For AG use only			(\$16,525.00)
	9704940	520/85R42 157A8 R-1 GY Goodyear UltraTorque™ Radial For AG use only			(\$11,247.00)
Ag use only Goodyear R1W					
	9711940	480/80R50 159A8 R1W GY Goodyear Super Traction Radial For AG use only			(\$7,200.00)
	9726450	480/95R50 164A8/B R1W GY Goodyear DT800 OPTITRAC™ Duals For AG use only			(\$5,331.00)
	9704440	520/85R46 158A8 R-1W GY Goodyear Super Traction Radial For AG use only			(\$7,601.00)
	9728440	800/70R38 173A8 R1W GY Goodyear Deep Tread 830 OPTITRAC™ Radial with 5 inch and 15 inch spacers For AG use only			\$7,615.00
	9706744	800/70R38 173 A8 R1W GY Goodyear DT924™ Radial with 5 inch and 15 inch spacers For AG use only			\$9,423.00
Ag and scraper Goodyear R1W					
	9710840	620/70R42 166A8 R-1W GY Goodyear DT820™ HD Radial For AG use only on models 370, 420, 580, and 620 For AG and SCRAPER use on models 470 and 540			\$1,919.00
	9705750	620/70R42 DT812 R1W GY Goodyear DT812 For AG and SCRAPER use			(\$2,854.00)
	9710440	620/70R46 162A8 R1W GY Goodyear DT820™ Radial For AG and SCRAPER use			\$1,565.00
	9710940	710/70R38 171A8 R1W GY Goodyear DT820™ HD Radial with 13 in. spacers For AG and SCRAPER use			\$2,216.00
	9706040	710/70R38 166A8 R-1W GY Goodyear DT824 OPTITRAC™ Radial with 13 in. spacers For AG and SCRAPER use			(\$1,612.00)

**STEIGER 470 HD FOUR WHEEL DRIVE TRACTOR
US PRICE LIST**

(Ex Works Fargo, ND)

	9706340	710/70R42 173A8 R-1W GY Goodyear DT824 OPTITRAC™ Radial with 13 in. spacers For AG and SCRAPER use		\$2,638.00
Scraper only Goodyear R1W				
	9709040	650/85R38 173A8 R1W GY Goodyear DT820™ Radial with 10 in. spacers For SCRAPER use only		(\$20.00)
	9711140	710/70R38 171A8/B R1W GY Goodyear DT820™ HD Radial with 10 in. spacers and reverse valve For SCRAPER use only		\$2,216.00
	9712140	710/70R42 173A8/B R1W GY-10 SP Goodyear DT820™ HD Radial with 10 in. spacers For SCRAPER use only		\$6,510.00
Goodyear Tires R1W Tread				
	9711240	710/70R42 173A8 R1W GY Goodyear DT820™ HD Radial with 13 in. spacers For AG and SCRAPER use		\$6,917.00
Ag use only Goodyear R2				
	9700540	520/85R46 158-A8 R-2 GY Goodyear Special Sure Grip TD8 Radial For AG use only		(\$6,878.00)
Ag use only Michelin R1W				
	9703930	480/80R46 158 R-1W MI Michelin Agribib® Radial For AG use only		(\$10,445.00)
	9711930	480/80R50 158A8/B R1W MI Michelin Agribib® Radial For AG use only		(\$5,241.00)
	9704430	520/85R46 158 R1W MI Michelin Agribib® Radial For AG use only		(\$2,667.00)
	9709530	800/70R38 173A8 R1W MI Michelin Machxbib® Radial with 5 and 15 in. spacers For AG use only		\$21,798.00
	9706830	IF800/70R38 179 R1W MI Michelin Axiobib® Radial with 5 and 15 in. spacers For AG use only		\$41,357.00

**STEIGER 470 HD FOUR WHEEL DRIVE TRACTOR
US PRICE LIST**

(Ex Works Fargo, ND)

Ag and scraper Michelin R1W					
	9710530	620/70R46 162A8/B R1W MI Michelin XM28™ Radial For AG and SCRAPER use			\$10,015.00
	9709430	650/85R38 173A8 R1W MI Michelin Machxbib® Radial with 10 in. spacers For AG and SCRAPER use			\$9,420.00
	9706530	710/70R42 173A8 R1W MI Michelin MachXbib® Radial with 13 in. spacers For AG and SCRAPER use			\$15,348.00
	9706630	IF710/70R42 179D R1W MI Michelin Axiobib® Radial with 5 inch and 15 inch spacers For AG and SCRAPER use			\$20,061.00
Michelin Tires R1W Tread					
	9726430	620/70R42 160D R1W MI Michelin Omnibib™ Radial For AG and SCRAPER use Includes 5" spacers on 500 and 540.			(\$1,154.00)
Scraper only Michelin R1W					
	9712130	710/70R42 173A8/B R1W MI-10 SP Michelin MachXbib® Radial with 10 in. spacers For SCRAPER use only Removed from Ag version 4/2/12 Use Option 9706530 w 13in spacers			\$15,348.00
Ag use only Mitas R1W					
	9711960	480/80R50 159A8/B R1W MT ContiContract AC 85 For AG use only			(\$8,897.00)
TRIPLE OUTER WHEELS AND TIRES					
SD T4943 TRIPLE TIRES AND WHEELS					
	XT4943X	No triple selection. All Triple Tires include 28 in. spacers			No Charge
Firestone Tires R1 Tread					
	9707950	520/85R42 157A8 R-1 FI Firestone Radial All Traction™ 23° For AG use only			\$463.00

**STEIGER 470 HD FOUR WHEEL DRIVE TRACTOR
US PRICE LIST**

(Ex Works Fargo, ND)

Firestone Tires R1W Tread					
	9724450	480/80R50 R1W FI Firestone Radial Deep Tread 23° For AG use only			\$15,251.00
	9727450	IF480/95R50 R1W FI Firestone Radial Deep Tread 23° For AG use only			\$42,364.00
	9708250	520/85R42 157 A8 R-1W FI Firestone Radial Deep Tread 23° For AG use only			\$6,283.00
	9707650	520/85R46 158 R-1W FI Firestone Radial Deep Tread 23° For AG use only			\$11,764.00
Goodyear Tires R1W Tread					
	9725450	380/90R54 R1W GY DT Goodyear DT800™ Radial For AG use only			\$6,070.00
	9726440	480/80R50 R1W GY ST Goodyear Super Traction™ Radial For AG use only			\$11,640.00
	9726460	480/95R50 R1W GY Goodyear DT800™ Radial For AG use only			\$22,096.00
	9707540	520/85R46 158A8 R-1W GY Goodyear Super Traction™ Radial For AG use only			\$10,913.00
Goodyear Tires R2 Tread					
	9725440	520/85R46 R2 GY TD8 Goodyear Special Sure Grip TD8 Radial For AG use only			\$7,673.00
Michelin Tires R1W Tread					
	9724430	480/80R50 R1W MI Michelin Agribib® Radial For AG use only			\$15,472.00
	9707830	520/85R42 155A8 R-1W MI Michelin Agribib® Radial For AG use only			\$11,592.00
	9728450	520/85R46 R1W MI Michelin Agribib® Radial For AG use only			\$23,373.00
Mitas Tires R1W Tread					
	9724460	480/80R50 R-1W 159A8/B MT Mitas ContiContract AC 85 For AG use only			\$8,261.00

**STEIGER 470 HD FOUR WHEEL DRIVE TRACTOR
US PRICE LIST**

(Ex Works Fargo, ND)

OTHER EQUIPMENT

SD T9840 COUNTRY CONFIGURATION

	420701	North American English		No Charge
	420702	French Canadian		No Charge
	420705	Spanish		No Charge

ENGINE

SD T1933 COMPRESSION ENGINE

	XT1933X	No compression brake		No Charge
	429179	Engine compression brake Includes control system and factory installed engine brake. Recommended for large tow behind Implements, grain carts and slurry tankers		\$4,200.00

BALLAST

SD T4980 BALLAST PACKAGE

	XT4980X	Standard no ballast package		No Charge
For 3 PT and PTO Use				
	439025	BALLAST PKG 4450lbs Total weight: 4450lb / 2023kg For TPH and PTO Use, 60/40 weight split Recommended for Dual 480/95R50 for 30" or 32" rows 115lbs per horsepower for 420 100lbs per horsepower for 470 Includes: FRONT WEIGHT ASSY+18 SUITCASE WEIGHTS		\$7,174.00
	449465	BALLAST PKG 2650lbs Total weight: 2650lb / 1205kg For TPH and PTO Use, 60/40 weight split Recommended for Dual 710s / 13" spacers for 420 or Dual 710/70R42 / 13" spacers for 470 120lbs per horsepower for 420 100lbs per horsepower for 470 Includes: FRONT WEIGHT ASSY (No Suitcase Weights) (Rowcrop Frame)		\$4,272.00

**STEIGER 470 HD FOUR WHEEL DRIVE TRACTOR
US PRICE LIST**

(Ex Works Fargo, ND)

For Drawbar Use Only				
449467	<p>BALLAST PKG 4875lbs Total weight: 4875lb / 2216kg For Drawbar use only (no TPH), 55/45 weight split Recommended for Single 800/70R38 105lb per horsepower for 370 100lb per horsepower for 420 90lb per horsepower for 470 Includes: FRONT BUMPER (Rowcrop Frame) 1000# FRONT WHEEL WEIGHT 1000# REAR WHEEL WEIGHT (500 lbs/WHEEL) REAR WEIGHT ASSY+10 SUITCASE WEIGHTS</p>			\$7,858.00
449471	<p>BALLAST PKG 5875lbs Total weight: 5875lb / 2670kg For Drawbar use only (no TPH), 55/45 weight split Recommended for Dual 710/70R42 / 13" spacers for 370 or Dual 800/70R38 / 5&13" spacers for 470 120lb per horsepower for 370 105lb per horsepower for 470 Includes: FRONT BUMPER (Rowcrop Frame) 1000# FRONT WHEEL WEIGHT 2000# REAR WHEEL WEIGHT (1000 lbs/WHEEL) REAR WEIGHT ASSY+10 SUITCASE WEIGHTS</p>			\$9,470.00
449472	<p>BALLAST PKG 6875lbs Total weight: 6875lb / 3125kg For Drawbar use only (no TPH), 55/45 weight split Recommended for Dual 710/70R42 / 13" spacers 115lb per horsepower for 420 105lb per horsepower for 470 Includes: FRONT BUMPER (Rowcrop Frame) 1000# FRONT WHEEL WEIGHT 3000# REAR WHEEL WEIGHT (500 & 1000 LBS/WHEEL) REAR WEIGHT ASSY+10 SUITCASE WEIGHTS</p>			\$11,082.00
449473	<p>BALLAST PKG 10650lbs Total weight: 10,650lb / 4,841kg For Drawbar use only (no TPH), 55/45 weight split Recommended for Dual 480/95R50 for 30" or 32" rows 115lb per horsepower for 420 100lb per horsepower for 470 Includes: FRONT WEIGHT ASSY+10 SUITCASE WEIGHTS (Rowcrop Frame) 2000# FRONT WHEEL WEIGHT 3000# REAR WHEEL WEIGHT (500 & 1000 LBS/WHEEL) REAR WEIGHT ASSY+10 SUITCASE WEIGHTS</p>			\$17,168.00

**STEIGER 470 HD FOUR WHEEL DRIVE TRACTOR
US PRICE LIST**

(Ex Works Fargo, ND)

For Scrapers Only			
	449470	BALLAST PKG 5450lbs Total weight: 5450lb / 2477kg For Scraper Use, 65/35 weight split Recommended for Dual 710/70R42 / 13" spacers 100lbs per horsepower for 470 Includes: FRONT WEIGHT ASSY+18 SUITCASE WEIGHTS 1000# FRONT WHEEL WEIGHT	\$8,786.00

FRONT BALLAST

SD_T2150 FRONT BALLAST			
	XT2150X	Standard less front ballast	No Charge
	449095	GRILL PROTECTION PLATE Required when using a tow cable without a front bumper casting or front weight frame. For 370, 420, and 470 229lbs	\$869.00
	449114	FRONT BUMPER WEIGHT Front Bumper for 370, 420, and 470 874 lbs	\$1,273.00
	449115	FRONT WGH T CARRIER 449115 Front Weight Frame only for 370, 420, 470 2684 lbs	\$3,908.00
	449342	FRONT CARRIER & 10 449342 Front Weight Frame + 10 suitcase weights 3684 lb For 370, 420, and 470	\$5,364.00
	330232	Front Carrier w/18x100lb wts includes 18 x 100lb suitcase weights For 370, 420, and 470 4484 lbs.	\$6,529.00

SD_T4960 WHEEL WEIGHTS			
	X49601X	L/Wheel Weights	No Charge
	449072	Front wheel weights - 1000 lb 2qty 500lb, 10-bolt hub	\$1,456.00
	449074	Front wheel weights - 2000 lb 2qty 1000lb, 10-bolt hub	\$2,912.00
	449075	Front wheel weights - 3000 lb 2qty 500lb and 2qty 1000lb, 10-bolt hub	\$4,368.00
	449078	Front wheel weights - 4000 lb 4qty 1000lb, 10-bolt hub	\$5,824.00
	449079	Front wheel weights - 5000 lb For 370, 420, 470, 500, and 540: 2qty 500lb and 4qty 1000lb, 10-bolt hub	\$7,280.00

**STEIGER 470 HD FOUR WHEEL DRIVE TRACTOR
US PRICE LIST**

(Ex Works Fargo, ND)

		449081	Front wheel weights - 6000 lb 4qty 500lb and 4qty 1000lb, 10-bolt hub		\$8,736.00
--	--	--------	---	--	------------

OTHER OPTIONS

SD_T5201 BACK-UP ALARM

		XT5201X	Standard less backup alarm		No Charge
		420824	Backup warning alarm		
			if VERSION is Wheeled Scraper		No Charge
			if VERSION is Heavy Duty		\$228.00

SD_T5202 TOW CABLE

		XT5202X	Standard less tow cable		No Charge
		420816	Tow cable for HD tractor Extends to front of tractor		\$2,623.00
			NOTE: Tow Cable requires tractor be equipped with Front Bumper Weight (449114 or 449068) / Front Weight Frame (449115 or 394009) / Front Grill Guard (449095 or 449067)		

SD_T7581 RADAR

		XT7581X	Std less ground speed sensor		No Charge
		420823	True ground speed sensor Provides radar measurement of ground speed to aid in accurate application of chemicals and other speed sensitive operations. (Required to monitor fuel usage, area covered, fuel usage per acre, area covered per hour, distance covered, distance covered per minute, slip control and slip limit control)		\$807.00

TIRE BRAND PREFERENCE

SD_T8512 TIRE BRAND CHOICE

		420990	No tire brand preference A tire from existing tire inventory will be installed. This could include the selection you made in Single/Dual/Triples sections, or the same tire size in Firestone, Goodyear, Titan, Continental/Mitas, or Michelin. Actual tire installed will be invoiced. Availability of brands vary by size.		No Charge
		429995	Tire brand preference Tire brands are subject to availability. If the Tire Brand Preference code is ordered, the plant will install the brand selected.		\$1,764.00

**STEIGER 470 HD FOUR WHEEL DRIVE TRACTOR
US PRICE LIST**

(Ex Works Fargo, ND)

REAR BALLAST

SD T4961 REAR BALLAST

	XT4961X	Standard less rear ballast		No Charge
	429336	Rear wheel weights 2qty 500lb, 10-bolt hub		\$1,456.00
	420256	Rear wheel weights - 2000 lb. 2qty 1000lb, 10-bolt hub		\$2,912.00
	420258	Rear wheel weights - 3000 lb. 2qty 500lb and 2qty 1000lb, 10-bolt hub		\$4,368.00
	429289	Rear wheel weights - 4000 lb. 4qty 1000lb, 10-bolt hub		\$5,824.00
	449093	Rear wheel weights - 5000 lb For 370, 420, 470, 500, and 540: 2qty 500lb and 4qty 1000lb, 10-bolt hub		\$7,280.00
	429291	Rear wheel weights - 6000 lb. 4qty 500lb and 4qty 1000lb, 10-bolt hub		\$8,736.00

SD T4982 REAR WEIGHT SUPPORT

	XT4982X	Std no rear weight bracket		No Charge
	449089	BALLAST PKG - REAR 449089 Rear Weight Frame only For 370, 420, and 470 1032 lbs.		\$1,503.00
	449069	Rear weight frame W/10 WTs For 370, 420, and 470 Rear Weight Frame + 10 suitcase weights 2032 lbs.		\$2,959.00

**STEIGER 470 HD FOUR WHEEL DRIVE TRACTOR
US PRICE LIST**

(Ex Works Fargo, ND)

Factory Supplied Attachments

Order Code	Description	Weight	List Price
3 Point Hitch and Drawbar Kits			
84329414	Three Point Kit Field Installed Rowcrop On Models 350, 400, and 450 Wheeled	2,358 LB	\$24,366.00
Electrical and Cab Kits			
84151011	RH Window Monitor Mount Kit	4 LB	\$317.00
84299370	Back Up Alarm Kit	26 LB	\$235.00
84302098	Decel Pedal Kit	22 LB	\$347.00
84303625	Business Band Antenna Cable	4 LB	\$152.00
84312991	Electric Mirrors Kit	44 LB	\$1,233.00
84313028	CIH Instructional Seat Kit - Cloth	15 LB	\$514.00
84313734	"A" Post Monitor Mount Kit	11 LB	\$154.00
84319907	RH Window Bar Display Ready For Pro 600/700 Includes harness and monitor mount	11 LB	\$317.00
84420722	Lower Front Wiper Kit	44 LB	\$552.00
Hydraulic Kits			
84366432	Auxillary Pump Drive Kit Required with Twin/Parrallel Flow Option without PTO	211 LB	\$2,467.00
47362354	Kit, Hydraulics Upgrade Rowcrop	130 LB	\$10,841.00
Lighting Kits			
84156115	Rear Flood HID Kit 2 rear facing High Output Flood Lamps, mounted on the rear fenders, Outer position. Tier 4A only	13 LB	\$1,504.00
84156118	Rear Trapazoidal HID KIT 2 rear facing High Output Trapezoidal Lamps, mounted on the rear fenders, Inner position. Tier 4A only	13 LB	\$1,430.00
84303648	360 Degree Lighting Kit 2 HID lights for each side of the cab roof top.	33 LB	\$1,869.00
84305282	High Intensity Discharge (HID) Lighting Lighting Kit, Contains 2 Halogen worklamp assemblies. Each assembly contains 1 HID lamp and ballast. For Models 370, 420, and 470 Wheeled and for Models 350, 400, and 450 Wheeled (Tier 4A)	8 LB	\$1,556.00
84305348	High Intensity Discharge Lighting (HID) Lighting Kit, Contains 1 worklamp assembly. Each assembly contains 3 HID Lamps and Ballasts. For Models 370, 420, and 470 Wheeled and for Models 350, 400, and 450 Wheeled (Tier 4A)	8 LB	\$2,193.00
84303666	Marker Light Kit - NAO	88 LB	\$641.00
47534809	KIT, REAR HID FLOOD LIGHTS 2 rear facing High Output Flood Lamps, mounted on the rear fenders, Outer position. Tier 4B	13 LB	\$1,504.00

**STEIGER 470 HD FOUR WHEEL DRIVE TRACTOR
US PRICE LIST**

(Ex Works Fargo, ND)

	47534810	KIT, HID REAR TRAPEZOIDAL LIGHTS 2 rear facing High Output Trapezoidal Lamps, mounted on the rear fenders, Inner position. Tier 4B	13 LB	\$1,430.00
--	----------	--	-------	------------

Other Equipment

	84306032	Fire Extinguisher Kit	46 LB	\$205.00
--	----------	-----------------------	-------	----------

PTO Kits

	84366436	PTO Kit - Small Frame On Models 370, 420 and 470 Wheeled And on Models 350, 400 and 450 Wheeled (Tier 4A)	1,025 LB	\$15,187.00
--	----------	---	----------	-------------

Tow Cable Kits

	47464172	KIT, Grill Protection Plate RCP 370, 420, 470 Wheeled 350, 400, 450 Wheeled (Tier 4A) For use without a front bumper or weight frame Includes mounting provision for a Tow Cable kit	113 LB	\$969.00
	47368288	KIT, TOW CABLE Front Tow Cable For all wheeled and Quadtrac models NOT for Rowtrac	411 LB	\$2,702.00

WhlHubs, Spacers & Artic. Stop Kits

	84335749	5 in. 10 Bolt Wheel Spacer Kit 4 spacers On Models 370, 420, 470 Wheeled And on Models 350, 400, 450 Wheeled (Tier 4A)	451 LB	\$2,530.00
	84335750	10 in. 10 Bolt Wheel Spacer Kit 4 spacers On Models 370, 420, 470 Wheeled And on Models 350, 400, 450 Wheeled (Tier 4A)	517 LB	\$3,290.00
	84335752	13 in. 10 Bolt Wheel Spacer Kit 4 spacers On Models 370, 420, 470 Wheeled And on Models 350, 400, 450 Wheeled (Tier 4A)	627 LB	\$3,255.00
	84335755	28 in. 10 Bolt Wheel Spacer Kit 4 spacers On Models 370, 420, 470 Wheeled And on Models 350, 400, 450 Wheeled (Tier 4A)	891 LB	\$4,665.00
	84335756	Hubs & Wheel Mounting Kit 4.5 in. Axle 4 1/2 Inch Bar Axle (115 MM BAR AXLE)	451 LB	\$3,544.00
	84427285	15 in. 10 Bolt Wheel Spacer Kit 4 spacers On Models 370, 420, 470 Wheeled And on Models 350, 400, 450 Wheeled (Tier 4A)	891 LB	\$4,122.00

Ballast Weight Kits

	84312305	Rear Weight Frame On Models 370, 420 and 470 Wheeled And on Models 350, 400 and 450 Wheeled (Tier 4A)	1,001 LB	\$2,019.00
	84312306	100lb(45 kgs) Suitcase wght 1qty	100 LB	\$202.00

**STEIGER 470 HD FOUR WHEEL DRIVE TRACTOR
US PRICE LIST**

(Ex Works Fargo, ND)

	84312308	Front Bumper Casting On Models 370, 420 and 470 Wheeled And on Models 350, 400 and 450 Wheeled (Tier 4A) 700 lbs	873 LB		\$2,262.00
	84316977	Front Weight Bracket On Models 370, 420, and 470 Wheeled And on Models 350, 400, and 450 Wheeled (Tier 4A) Casting does not include weights 2500 lbs	2,587 LB		\$5,384.00
	84335744	500 LB Wheel Weights 2 weights for each	1,000 LB		\$1,064.00
	84335746	1000 LB Wheel Weights 2 weights for each	1,958 LB		\$2,128.00

**STEIGER 500 HD FOUR WHEEL DRIVE TRACTOR
US PRICE LIST**

(Ex Works Fargo, ND)

Standard Equipment

ENGINE:

Case IH 6-cylinder, 24 valve,
turbocharged, aftercooled
Electronic Common Rail Fuel System
Tier 4B SCR Engine Technology
Wastegate Turbo
787 cu. in. (12.9 L)
Horsepower:
500 hp (373 kW)
rated engine at 2100 rpm
441 hp (329 kW)
PTO (factory estimate)
550 hp (410 kW)
maximum engine at 1,900 rpm
1,751 ft lbs torque at 1,400 RPM
Power Boost provided when remote
constant flow hydraulics, PTO, or road
transport gears are engaged
Air-induction:
Two stage system with Donaldson
PowerCore™ primary and pleated
secondary elements
Exhaust aspirated integral pre-cleaner
Auxiliary fuel filter
Grid heater
Auxiliary water separator filter
Exhaust: mounted in-line with cab
corner post
Foot operated electronic decelerator
switch
Variable hydraulic fan drive
Constant engine speed control

OPERATOR PROTECTIVE

STRUCTURE:

CASE IH Deluxe Surveyor™ cab
includes:
132 cubic ft. (3.7 cubic meter)
cab volume
Automatic Temperature Control
(Heater & A/C)
Seat: Case IH cloth Optima™
air suspension seat with adjustable
R.H. 40 degree swivel

OPERATOR PROTECTIVE

STRUCTURE: (continued)

Rubber floor mat
MultiControl handle with
integrated backlighting and thumb
wheel control for setting APM
constant ground speed which also
includes, transmission, throttle,
hydraulic, PTO, hitch control, and
shuttle functions
Adjustable R.H. armrest,
adjustable lumbar support, firmness
and auto weight adjustments,
fore/aft and lateral isolators, back
cushion tilt, swivel, fore/aft
position, and height adjustments
Steering Wheel: comfort grip, tilt and
telescopic
Self-Canceling turn signals
Windshield wiper/washer:
center front and rear
Elevated foot rest bar
Front and rear sunshades
AM/FM Weather Band Radio with AUX
in Jack including
antenna, wiring, & 6 speakers
Business band radio ready
Inside rear view mirror, 2 dome lights,
and map light
R.H. swing-out window
R.H. Window Monitor Mounting Bar -
includes universal monitor
mounting brackets and RAM mount
with harness for optional AFS
Pro 700 display.
Coat hook, three cup holders, horn
and 9 auxiliary 12V power outlets
Storage: Tray for laptop computer
space, 1.3 cubic ft. (.04 cubic meter)
compartment w/ removable bin, cooler
storage area, cargo net storage area
L.H. and R.H. upper cab storage areas
L.H. and R.H. frame mounted toolboxes

**STEIGER 500 HD FOUR WHEEL DRIVE TRACTOR
US PRICE LIST**

**(Ex Works Fargo, ND)
Standard Equipment**

INSTRUMENTATION:

All readouts are located in the right hand cab post
Analog display of engine oil pressure, coolant temperature, and fuel level.
Digital display of engine rpm, engine hours, travel speed, transmission gear selection and diesel exhaust fluid level.
Indicator and audible alarm for: filter restriction of hydraulic, transmission and axle lube systems, engine oil press., coolant temp., air intake temp., transmission oil temp., hydraulic oil temp., voltage, brake press., low fuel level, low diesel exhaust fluid level, and engine air filter restriction
Performance Instrumentation - Provides data on percentage slip, engine % of rated power, gallons per hour and gallons per acre fuel usage, distance traveled, area covered, hydraulic flow control settings with individual timers for each remote valve, detailed service interval information, and electronic End of Row Functions Automatic tractor shutdown Electronic service tool compatible

ACCUGUIDE:

Factory Ready AFS AccuGuide™ (List Price Value \$5,443 USD) includes steering sensor, electronic steering valve, steering manifold hoses, cab wiring harnesses, antenna wiring harness, antenna / receiver mounting bracket, and hardware
ISO 11783 Implement system connector and rear connecting bracket
AFS Pro 700 Display Ready - accommodates optional AFS Pro 700 display

CAPACITIES:

Diesel Fuel: 307 US gal (1162 L)
Diesel Exhaust Fluid:
66 US gal (250L) Wheeled

ELECTRICAL:

200 amp. alternator,
12 volt electrical system and
24 volt starting system with
2 - 1,000 CCA low maintenance
batteries

Front Lighting:

2 Adjustable hi/low beam road/work lights
6 Halogen work lights (flood lights)
2 cab roof top turn signal/hazard warning lights

Rear Lighting:

4 adjustable halogen flood work lights on rear fenders
4 adjustable halogen flood work lights on rear cab top
2 tail/brake lights located in rear fender
2 turn signal lights in the rear fender
2 cab roof top turn signal/hazard warning lights,

Egress Lighting:

2 Front outer halogen flood work lights
2 Rear cab top halogen flood work lights
2 dome lights.

TRANSMISSION:

16 Speed Full-Powershift - Diesel Saver™ APM, Automatic Productivity Management System. AutoSkip™ system, 16F and 2R speeds with transport mode.

Start forward movement in 1st thru 8th gear.

Steering column mounted F-N-R R.H. and L.H. shuttle shift with integral park.

**STEIGER 500 HD FOUR WHEEL DRIVE TRACTOR
US PRICE LIST**

(Ex Works Fargo, ND)

Standard Equipment

BRAKES:

Power internal wet disc brakes on front and rear axles, self-adjusting and self-equalizing
Parking Brake: spring applied, hydraulic release

AXLES:

Pressure lubricated, oil cooled planetary drive
56,000 lb. (25,401 kg) GVW capacity
4.5 in. x 120 in. (115 mm x 3,040 mm)
Inboard compound planetary drive bar axle, 10 bolt hub
154 in. (3,912 mm) wheelbase
Hydraulic differential lock

DUAL WHEELS AND TIRES

710/70R42 168A8 R-1W
Firestone Radial All Traction DT™

HYDRAULICS:

Pressure flow compensating system:
42 gpm (159 L/min) pump flow
210 bar (3,050 psi/21000 kPa) max. operating pressure
Four remote circuits with ISO breakaway couplers
In-cab electronic flow controls and timed detents for raise and lower hydraulic flow
Five selectable functions on all valves.
hydraulic oil spill collectors

HITCH AND DRAWBAR:

Swinging drawbar w/2 in. (51mm) drawbar pin 6,000 lb. vertical tongue weight (2,724 kg)
Auto-Pin hammerstrap and safety chain support

SAFETY EQUIPMENT:

SMV emblem, transport tie down points on front and rear frames, 67.8 cubic ft. (6.3 cubic meter) of tinted tempered glass, ROPS, HFC 134A refrigerant, neutral start system, operator presence switch, safety seat belt and articulation locks.
Road lighting meets ASAE spec. and includes directional signal lights, 4-way flashers, brake lights and wide machine marker lights
L.H. and R.H manual adjustable wide external mirrors
Single beacon light

EASY ACCESS GROUND LEVEL**MAINTENANCE:**

Sight gauges for fuel, hydraulic fluid, transmission fluid, and engine coolant levels
Cab filter, engine oil level, batteries, articulation pivot lubrication points
Rearward pivoting, rear hinged tilt hood
Lockdown capability of front grill screen, transmission/hydraulic fill, fuel tank and battery service door.

**STEIGER 500 HD FOUR WHEEL DRIVE TRACTOR
US PRICE LIST**

(Ex Works Fargo, ND)
Standard Equipment

* * * * *
* * * * *

SCRAPER VERSIONS INCLUDE:

TRANSMISSION:

Tractor is programed to start up
in 2nd gear
Back up alarm

CAB:

Seat tie strap
Cab is ROPS/FOPS certified

HITCH:

Scraper drawbar
High clearance hanger with scraper
quick hitch drawbar and tow cable
20,000 lb. vertical tongue weight
capacity

PTO:

Scraper tractors can only be ordered
with a PTO if they have an ag drawbar

HYDRAULICS:

High capacity hydraulics 57 GPM (216
LPM)
Four electro-hydraulic remote valves
standard. The electro-hydraulic system
used on the tractors is designed to
work in conjunction with GPS/laser
controlsystems

WHEELS AND TIRES:

710/70R42 168A8 R-1W
Firestone Radial All Traction DT™
Valve steam protection

LIGHTING:

Dual beacon lights

* * * * *
* * * * *

**STEIGER 500 HD FOUR WHEEL DRIVE TRACTOR
US PRICE LIST**

(Ex Works Fargo, ND)

Models

COMMERCIAL MODEL	VERSION	ENGINE POWER	Weight		List Price
STEIGER 500	Heavy Duty	500 HP	40,000 LB		\$398,393.00
STEIGER 500	Wheeled Scraper	500 HP	40,000 LB		\$423,504.00

Factory Supplied Options

Order Code	Description	Weight		List Price
OPERATOR STRUCTURE				
SD T9200 OPERATOR STRUCTURE #1				
	420001	STANDARD CAB See standard features for a full list of features.		No Charge
	420002	Deluxe Cab Includes all features listed in standard features plus the following: Cloth Heated Seat Cloth Instructors Seat Electric Armrest Adjustment Business Band Radio Antenna Ready Roof Mount Electric Mirrors		\$1,851.00
	449059	LUX PERFORMANCE CAB Includes all features listed in standard features plus the following: **CAB SUSPENSION** Carpet Red leather **POSITIVE RESPONSE** heated and ventilated seat Slide out lower cushion with height and length adjustment Red leather instructional seat 3 front and 1 rear wiper Electric Armrest Adjustment Deceleration pedal Business Band Radio Antenna Ready with Roof Mount Electric Adjustment roof mounted morriors Performance radio with the following features: AM/FM/WB and Satellite Radio Ready, CD player, USB input Jack, Aux input Jack A-Post Monitor Mount		\$10,770.00

**STEIGER 500 HD FOUR WHEEL DRIVE TRACTOR
US PRICE LIST**

(Ex Works Fargo, ND)

WORK LIGHTING

SD_T8706 HID LIGHTS

	XT8706X	Standard less HID lights		No Charge
	420695	Front & Rear HID lights-4 HID For Models 500, 540, 580, 620 High Power wheeled tractors 4 HID Lights replaces std halogen lights - 2 HID Lights in front grill - 2 HID Lights on rear fenders		\$2,622.00
	420696	Front & Rear HID lights-10 HID For Models 500, 540, 580 and 620 High Power wheeled tractors 10 HID Lights replaces std halogen lights - 6 HID Lights in front grill - 4 adjustable rear fender-mounted HID Lights.		\$4,884.00

SD_T9175 WORK LIGHTS - HID

	XT9175X	Less HID work lights		No Charge
	420927	HID cab roof worklight package 360 Degree Lighting 4 HID cab roof work lights Two rear side cab mounted roof trapezoidal HID lights mounted on each side of the cab. Two of the lights may be moved to lower front of cab roof if desired. Can be used with code 449344 or 449345 or 420695 or 420696 front and rear HID lights.		\$1,869.00

BEACON LIGHTING

SD_T9145 ROTARY BEACON

For Heavy Duty Only

	420025	Single beacon light Mounting bracket installed at the factory, light shipped in cab for dealer installation.		No Charge
	420099	Dual beacon light Standard on all scraper tractors Mounting brackets installed at the factory, lights shipped in cab for dealer installation.		
		if VERSION is Wheeled Scraper		No Charge
		if VERSION is Heavy Duty		\$786.00

DISPLAY MOUNTING

SD_T7619 RH MONITOR/MOUNTING

	429321	RH window bar display ready With Ram mount and wiring harness		No Charge
--	--------	---	--	-----------

**STEIGER 500 HD FOUR WHEEL DRIVE TRACTOR
US PRICE LIST**

(Ex Works Fargo, ND)

	429322	RH window bar w/large display Includes window Ram mount, AFS Pro 700, window harness and window bar		\$5,083.00
	429352	RH armrest w/large display RH armrest mount, and AFS Pro 700 Also includes window mount, window harness, and window bar		\$5,322.00

PRECISION FARMING

AUTOGUIDANCE READY

SD T9210 AUTOGUIDANCE

	420782	Factory guidance ready Includes steering sensor, electronic steering valve, auto guidance disengage switch, steering manifold hoses, cab wiring harness, hardware, auto guidance AFS decals.		No Charge
	429314	AG Ready w/Nav II controller Includes Auto Guidance Ready (420782), Navigation II Controller		\$5,408.00
	429367	Nav II w 372 Rec WAAS Incudes Auto Guidance Ready, Navigation II Controller, 372 GPS Receiver with WASS, EGNOS, and VBS. Pro 700 Monitor is not included.		\$8,653.00
	429368	Nav II w372 RecHP/XP/GLNS/WAAS Includes Auto Guidance Ready (420782), Navigation II Controller, 372 GPS Receiver with WASS, EGNOS, and VBS Pro 700 Monitor is not included.		\$11,153.00

ENGINE

STARTING AID

SD T1938 WEATHER PACK

	XT1938X	Standard without cold start Grid heater is standard equipment		No Charge
	420814	Cold weather starting aid pkg Consists of 120V, 1500W engine block coolant heater and transmission oil heat maintainer.		\$453.00

TRAILER BRAKES

TRAILER BRAKES

SD T7130 TRLR BRK VLV

	XT7130X	No hydraulic trailer brakes		No Charge
--	---------	-----------------------------	--	-----------

**STEIGER 500 HD FOUR WHEEL DRIVE TRACTOR
US PRICE LIST**

(Ex Works Fargo, ND)

	420514	Hydraulic trailer brake Recommended for Large Tow behind Implements, Grain Carts, and Slurry Tankers NOTE: Cannot be ordered with 5 remotes (420403) Cannot be ordered with three point hitch (420504) or (424265)		\$1,394.00
--	--------	--	--	------------

HITCH

HITCH AND DRAWBAR

SD T8960 3 - POINT LINKAGE-REAR

	420501	Standard drawbar 6,000lb. Static vert. tongue weight capacity 370, 420, 470, 500, 540 and 580 HP with HD axles.		
		if VERSION is Heavy Duty		No Charge
		if ENGINE POWER is 500 HP and VERSION is Wheeled Scraper		(\$5,970.00)
	420504	High capacity drawbar Ag without 3 pt Hitch (2" drawbar pin diameter with 11,000 lb. vertical tongue weight capacity) Ground clearance 19.6" width 5" thickness 2.5" pin size 2"		
		if VERSION is Wheeled Scraper		(\$3,147.00)
		if ENGINE POWER is 500 HP and VERSION is Heavy Duty		\$2,823.00
	420506	Three point hitch Cat IV - N Elec 3-pt Hitch 20,000 lb. lift capacity, Convertible to Cat III with 2" diameter drawbar pin and 11,000 vertical tongue weight capacity Ground clearance 19.6" width 5" thickness 2.5" pin size 2" Requires 420823 - True ground speed sensor Must order 84265017- Kit, CAT 4 Quick Coupler Conversion from Parts Supplied to go from CAT 4 to CAT 3		
		if VERSION is Wheeled Scraper		\$19,192.00
		if ENGINE POWER is 500 HP and VERSION is Heavy Duty		\$25,162.00

**STEIGER 500 HD FOUR WHEEL DRIVE TRACTOR
US PRICE LIST**

(Ex Works Fargo, ND)

424264	<p>Cat 5 Drawbar L/TPH without three point hitch (2.75" drawbar pin diameter with 15,000 lb. vertical tongue weight capacity) For 500, 540, 580, 620 Models Ground clearance 19.6" width 5" thickness 3" pin size 2.75" Must order 47477445- Cat 5 to 4 Conversion kit from Parts Supplied to go from CAT 5 to CAT 4 drawbar</p>		
	if VERSION is Wheeled Scraper		(\$2,155.00)
	if ENGINE POWER is 500 HP and VERSION is Heavy Duty		\$3,815.00
424265	<p>Cat 5 Drawbar W/TPH with three point hitch 2.75" drawbar pin 20,000lb lift capacity For 500, 540, 580, 620 Models Ground clearance 19.6" width 5" thickness 3" pin size 2.75" Requires 420823 - True ground speed sensor Must order 47477445- Cat 5 to 4 Conversion kit from Parts Supplied to go from CAT 5 to CAT 4 drawbar</p>		
	if VERSION is Wheeled Scraper		\$20,855.00
	if ENGINE POWER is 500 HP and VERSION is Heavy Duty		\$26,825.00
Scraper Only			
420681	<p>Scraper Drawbar w Tow Cable Quick attach high clearance hitch scraper drawbar Includes tow cable (20,000 LB. load vertical tongue weight capacity) Not necessary to select Tow Cable option 420816 or 420845 Not compatible with PTO#</p>		No Charge

HYDRAULICS

SD T8270 REAR REMOTES

420402	<p>4_electric remotes Electronic control actuation In-cab electronic flow controls with selectable functions Includes 4 paddles (for #1 - 4, #1 on Multi-Function Handle)</p>		No Charge
424825	<p>4 Spool 3/4 in coupler with 3/4 in. couplers and Trailer Brake Electronic control actuation No valve feathering For SCRAPER versions only</p>		\$588.00

**STEIGER 500 HD FOUR WHEEL DRIVE TRACTOR
US PRICE LIST**

(Ex Works Fargo, ND)

		424826	6_electric remotes Electronic control actuation In-cab electronic flow controls with selectable functions Includes 6 paddles Not compatible with 3pt Hitch		\$3,485.00
		424827	Eight electric remotes Electronic control actuation In-cab electric flow controls with selectable functions with four paddle controls and joystick Available on tractors WITHOUT 3pt Hitch Not compatible with 3pt Hitch on 370, 420, 470, 500 Wheeled		\$6,969.00

HYDRAULIC PUMP

SD T8220 HYDRAULIC PUMP

		420301	Hydraulic pump, standard 40 gpm (151L /min) flow only on 370 model 42 gpm (159L/min) flow on 420, 470, 500, 540, 580 & 620 models		
			if VERSION is Heavy Duty		No Charge
			if VERSION is Wheeled Scraper		(\$2,612.00)
		420302	Hydraulic pump, high capacity 55 gpm (208L /min) flow only on 370 model 57 gpm (216L/min) flow 420, 470, 500, 540, 580 & 620 models		
			if VERSION is Wheeled Scraper		No Charge
			if VERSION is Heavy Duty		\$2,612.00

SD T8276 PARALLEL FLOW HYDRA

		XT8276X	Std Less High-Flow Hyd		No Charge
		429176	2 pumps Twin Flow Setting from factory hydraulic flow is supplied for left hand side hydraulic remotes by main pump and right hand side remotes are supplied by secondary pump Twin flow can be converted to Parrallel Flow, where all hydraulic flow is supplied to all remote valves equally by both pumps. Parrallel Flow conversion kit is shipped with the tractor from the factory (in cab) For 370 model additional 53 gpm with 1/2 in. ISO Couplers. For 420, 470, 500, 540, 580, and 620 models additional 56 gpm with 1/2 in. ISO Couplers. Available with/without 3 pt. Hitch and PTO Can be ordered with 420301 or 420302 (Hydraulic Pump)		\$9,037.00

POWER BEYOND

SD T8275 POWER BEYOND COUPLE

		XT8275X	Std less power beyond		No Charge
--	--	---------	-----------------------	--	-----------

**STEIGER 500 HD FOUR WHEEL DRIVE TRACTOR
US PRICE LIST**

(Ex Works Fargo, ND)

	420828	Power beyond supply and return Motor return with 2 hydraulic 3/4 in. couplers and hose tips. - Hydraulic Supply - Hydraulic Return - Load Sensing Signal - Hydraulic Motor Case Drain		\$524.00
--	--------	---	--	----------

PTO

SD T8010 PTO

	420600	No PTO		No Charge
	420601	1000 RPM Independent PTO Power Take - Off 1.75 in (44.5mm) shaft		\$14,603.00

AXLE

SD T5900 FRONT REAR 4WD AXLE

	424824	High CapBar w/ diff lock Includes hydraulic differential lock		No Charge
--	--------	---	--	-----------

SINGLE WHEELS AND TIRES

SD T4940 FRONT WHEELS AND TIRES

	XT4940X	No singles ordered		No Charge
Ag and scraper Michelin R1W				
	9701630	IF650/85R38 179D R1W MI Michelin Axiobib® Radial For AG and SCRAPER use		(\$14,031.00)
	9702730	IF800/70R38 179 R1W MI Michelin Axiobib® Radial For AG use on models 370, 420, 470, 500, and 540		\$11,841.00
Scraper only Firestone Logger				
	9710651	76X50.00-32 HF-3 FI FIRESTONE FLOTATION 23° DT WTP LOGGER For SCRAPER use only		\$27,895.00

DUAL WHEELS AND TIRES

SD T4942 DUAL TIRES

	XT4942X	No duals		No Charge
--	---------	----------	--	-----------

**STEIGER 500 HD FOUR WHEEL DRIVE TRACTOR
US PRICE LIST**

(Ex Works Fargo, ND)

Ag use only Firestone R1W					
	9727430	IF480/95R50 165B R1W FI Firestone Radial Deep Tread 23° For AG use only			\$10,816.00
	9705450	520/85R42 157A8 R-1W FI Firestone Radial Deep Tread 23° For AG use only			(\$10,498.00)
	9706850	800/70R38 173A8 R-1W FI Firestone Radial Deep Tread 23° with 5 and 15 in. spacers For AG use only			\$6,595.00
Ag and Scraper Firestone R1W					
	9705850	620/70R42 160A8 R-1W FI Firestone Radial All Traction DT™ (with 5 in. spacers on the 500 Model only) For AG and SCRAPER use			(\$5,010.00)
	9706250	710/70R38 166A8 R-1W FI Firestone Radial All Traction DT™ with 13 in. spacers For AG and SCRAPER use			(\$2,623.00)
	9706450	710/70R42 168B R-1W FI Firestone Radial All Traction DT™ with 13 in. spacers For AG and SCRAPER use			No Charge
	9706550	IF710/70R42 179B R1W FI Firestone Radial All Traction DT™ with 13 in. spacers For AG and SCRAPER use			\$8,465.00
Scraper only Firestone R1W					
	9708950	650/85R38 173A8 R1W FI Firestone Radial Deep Tread 23° with 10 in. spacers For SCRAPER use only			(\$984.00)
	9712150	710/70R42 166A8/B R1W FI Firestone Radial All Traction DT™ with 10 in. spacers For SCRAPER use only			No Charge
Ag and scraper Goodyear R1W					
	9710840	620/70R42 166A8 R-1W GY Goodyear DT820™ HD Radial For AG use only on models 370, 420, 580, and 620 For AG and SCRAPER use use on models 470 and 540			\$1,919.00
	9705750	620/70R42 DT812 R1W GY Goodyear DT812 For AG and SCRAPER use			(\$2,854.00)

**STEIGER 500 HD FOUR WHEEL DRIVE TRACTOR
US PRICE LIST**

(Ex Works Fargo, ND)

	9710440	620/70R46 162A8 R1W GY Goodyear DT820™ Radial For AG and SCRAPER use		\$1,565.00
	9710940	710/70R38 171A8 R1W GY Goodyear DT820™ HD Radial with 13 in. spacers For AG and SCRAPER use		\$2,216.00
	9706040	710/70R38 166A8 R-1W GY Goodyear DT824 OPTITRAC™ Radial with 13 in. spacers For AG and SCRAPER use		(\$1,612.00)
	9706340	710/70R42 173A8 R-1W GY Goodyear DT824 OPTITRAC™ Radial with 13 in. spacers For AG and SCRAPER use		\$2,638.00
Scraper only Goodyear R1W				
	9709040	650/85R38 173A8 R1W GY Goodyear DT820™ Radial with 10 in. spacers For SCRAPER use only		(\$20.00)
	9711140	710/70R38 171A8/B R1W GY Goodyear DT820™ HD Radial with 10 in. spacers and reverse valve For SCRAPER use only		\$2,216.00
	9712140	710/70R42 173A8/B R1W GY-10 SP Goodyear DT820™ HD Radial with 10 in. spacers For SCRAPER use only		\$6,510.00
Goodyear Tires R1W Tread				
	9711240	710/70R42 173A8 R1W GY Goodyear DT820™ HD Radial with 13 in. spacers For AG and SCRAPER use		\$6,917.00
Ag use only Goodyear R1W				
	9728440	800/70R38 173A8 R1W GY Goodyear Deep Tread 830 OPTITRAC™ Radial with 5 inch and 15 inch spacers For AG use only		\$7,615.00
	9706744	800/70R38 173 A8 R1W GY Goodyear DT924™ Radial with 5 inch and 15 inch spacers For AG use only		\$9,423.00
Ag and scraper Michelin R1W				
	9710530	620/70R46 162A8/B R1W MI Michelin XM28™ Radial For AG and SCRAPER use		\$10,015.00

**STEIGER 500 HD FOUR WHEEL DRIVE TRACTOR
US PRICE LIST**

(Ex Works Fargo, ND)

	9709430	650/85R38 173A8 R1W MI Michelin Machxbib® Radial with 10 in. spacers For AG and SCRAPER use		\$9,420.00
	9706530	710/70R42 173A8 R1W MI Michelin MachXbib® Radial with 13 in. spacers For AG and SCRAPER use		\$15,348.00
	9706630	IF710/70R42 179D R1W MI Michelin Axiobib® Radial with 5 inch and 15 inch spacers For AG and SCRAPER use		\$20,061.00
Michelin Tires R1W Tread				
	9726430	620/70R42 160D R1W MI Michelin Omnibib™ Radial For AG and SCRAPER use Includes 5" spacers on 500 and 540.		(\$1,154.00)
Scraper only Michelin R1W				
	9712130	710/70R42 173A8/B R1W MI-10 SP Michelin MachXbib® Radial with 10 in. spacers For SCRAPER use only Removed from Ag version 4/2/12 Use Option 9706530 w 13in spacers		\$15,348.00
Ag use only Michelin R1W				
	9709530	800/70R38 173A8 R1W MI Michelin Machxbib® Radial with 5 and 15 in. spacers For AG use only		\$21,798.00
	9706830	IF800/70R38 179 R1W MI Michelin Axiobib® Radial with 5 and 15 in. spacers For AG use only		\$41,357.00

TRIPLE OUTER WHEELS AND TIRES

SD_T4943 TRIPLE TIRES AND WHEELS

	XT4943X	No triple selection. All Triple Tires include 28 in. spacers		No Charge
Firestone Tires R1 Tread				
	9707950	520/85R42 157A8 R-1 FI Firestone Radial All Traction™ 23° For AG use only		\$463.00

**STEIGER 500 HD FOUR WHEEL DRIVE TRACTOR
US PRICE LIST**

(Ex Works Fargo, ND)

Firestone Tires R1W Tread					
	9724450	480/80R50 R1W FI Firestone Radial Deep Tread 23° For AG use only			\$15,251.00
	9708250	520/85R42 157 A8 R-1W FI Firestone Radial Deep Tread 23° For AG use only			\$6,283.00
	9707650	520/85R46 158 R-1W FI Firestone Radial Deep Tread 23° For AG use only			\$11,764.00
Goodyear Tires R1W Tread					
	9725450	380/90R54 R1W GY DT Goodyear DT800™ Radial For AG use only			\$6,070.00
	9726440	480/80R50 R1W GY ST Goodyear Super Traction™ Radial For AG use only			\$11,640.00
	9707540	520/85R46 158A8 R-1W GY Goodyear Super Traction™ Radial For AG use only			\$10,913.00
Goodyear Tires R2 Tread					
	9725440	520/85R46 R2 GY TD8 Goodyear Special Sure Grip TD8 Radial For AG use only			\$7,673.00
Michelin Tires R1W Tread					
	9724430	480/80R50 R1W MI Michelin Agribib® Radial For AG use only			\$15,472.00
	9707830	520/85R42 155A8 R-1W MI Michelin Agribib® Radial For AG use only			\$11,592.00
	9728450	520/85R46 R1W MI Michelin Agribib® Radial For AG use only			\$23,373.00
Mitas Tires R1W Tread					
	9724460	480/80R50 R-1W 159A8/B MT Mitas ContiContract AC 85 For AG use only			\$8,261.00

OTHER EQUIPMENT

SD T9840 COUNTRY CONFIGURATION					
	420701	North American English			No Charge
	420702	French Canadian			No Charge
	420705	Spanish			No Charge

**STEIGER 500 HD FOUR WHEEL DRIVE TRACTOR
US PRICE LIST**

(Ex Works Fargo, ND)

ENGINE

SD T1933 COMPRESSION ENGINE

	XT1933X	No compression brake		No Charge
	429179	Engine compression brake Includes control system and factory installed engine brake. Recommended for large tow behind Implements, grain carts and slurry tankers		\$4,200.00

BALLAST

SD T4980 BALLAST PACKAGE

	XT4980X	Standard no ballast package		No Charge
For 3 PT and PTO Use				
	449474	BALLAST PKG 5322lbs Total weight: 5322lb / 2419kg For TPH and PTO Use, 60/40 weight split Recommended for Dual 710/70R42 / 13" spacers 110lbs per horsepower for 500 105lbs per horsepower for 540 Includes: FRONT WEIGHT ASSY (No Suitcase Weights) (HP Frame) 1000# FRONT WHEEL WEIGHT 1000# REAR WHEEL WEIGHT (500 lbs/WHEEL)		\$8,579.00
For Drawbar Use Only				
	449475	BALLAST PKG 8175lbs Total weight: 8175lb / 3716kg For Drawbar use only (no TPH), 55/45 weight split Recommended for: Single 800/70R38 for 500 Dual 800/70R38 / 5&13" spacers or Dual 710/70R42 / 13" spacers for 540 95lb per horsepower for 500 105lb per horsepower for 540 Includes: FRONT BUMPER (HP Frame) 1000# FRONT WHEEL WEIGHT 1000# REAR WHEEL WEIGHT (500 lbs/WHEEL) REAR WEIGHT ASSY+28 SUITCASE WEIGHTS		\$13,178.00

**STEIGER 500 HD FOUR WHEEL DRIVE TRACTOR
US PRICE LIST**

(Ex Works Fargo, ND)

449477	BALLAST PKG 9175lbs Total weight: 9175lb / 4170kg For Drawbar use only (no TPH), 55/45 weight split Recommended for Dual 800/70R38 w/ 5&13" spacers or Dual 710/70R42 / 13" spacers 110lb per horsepower for 500 Includes: FRONT BUMPER (HP Frame) 1000# FRONT WHEEL WEIGHT 2000# REAR WHEEL WEIGHT (1000 lbs/WHEEL) REAR WEIGHT ASSY+28 SUITCASE WEIGHTS		\$14,790.00
For Scrapers Only			
449476	BALLAST PKG 8867lbs Total weight: 8867lb / 4030kg For Scraper Use, 65/35 weight split Recommended for Dual 710/70R42 / 13" spacers 110lbs per horsepower for 500 100lbs per horsepower for 540 Includes: FRONT WEIGHT ASSY+10 SUITCASE WEIGHTS (HP Frame) REAR WEIGHT ASSY+28 SUITCASE WEIGHTS		\$14,294.00
FRONT BALLAST			
SD T2150 FRONT BALLAST			
XT2150X	Standard less front ballast		No Charge
449067	Front Grill Guard Required when using a tow cable without a front bumper casting or front weight frame. For 500, 540, 580, and 620 For ag use only		\$869.00
449068	Front Bumper Weight For 500, 540, 580, and 620 1629 lbs.		\$2,371.00
394009	Front Weight Carrier For 500, 540, 580, and 620 3313 lbs.		\$4,824.00
330227	Front Carrier w/10x100lb wts Includes 10 x 100lb suitcase weights For 500, 540, 580, and 620 4313 lbs.		\$6,280.00
335009	Front Carrier w/22x100lb wts Includes 22 x 100lb suitcase weights For 500, 540, 580, and 620 5513 lbs.		\$8,027.00

**STEIGER 500 HD FOUR WHEEL DRIVE TRACTOR
US PRICE LIST**

(Ex Works Fargo, ND)

SD_T4960 WHEEL WEIGHTS

	X49601X	L/Wheel Weights		No Charge
	449072	Front wheel weights - 1000 lb 2qty 500lb, 10-bolt hub		\$1,456.00
	449074	Front wheel weights - 2000 lb 2qty 1000lb, 10-bolt hub		\$2,912.00
	449075	Front wheel weights - 3000 lb 2qty 500lb and 2qty 1000lb, 10-bolt hub		\$4,368.00
	449078	Front wheel weights - 4000 lb 4qty 1000lb, 10-bolt hub		\$5,824.00
	449079	Front wheel weights - 5000 lb For 370, 420, 470, 500, and 540: 2qty 500lb and 4qty 1000lb, 10-bolt hub		\$7,280.00
	449081	Front wheel weights - 6000 lb 4qty 500lb and 4qty 1000lb, 10-bolt hub		\$8,736.00

OTHER OPTIONS

SD_T5201 BACK-UP ALARM

	XT5201X	Standard less backup alarm		No Charge
	420824	Backup warning alarm		
		if VERSION is Wheeled Scraper		No Charge
		if VERSION is Heavy Duty		\$228.00

SD_T5202 TOW CABLE

	XT5202X	Standard less tow cable		No Charge
	420816	Tow cable for HD tractor Extends to front of tractor		\$2,623.00
		NOTE: Tow Cable requires tractor be equipped with Front Bumper Weight (449114 or 449068) / Front Weight Frame (449115 or 394009) / Front Grill Guard (449095 or 449067)		

SD_T7581 RADAR

	XT7581X	Std less ground speed sensor		No Charge
	420823	True ground speed sensor Provides radar measurement of ground speed to aid in accurate application of chemicals and other speed sensitive operations. (Required to monitor fuel usage, area covered, fuel usage per acre, area covered per hour, distance covered, distance covered per minute, slip control and slip limit control)		\$807.00

**STEIGER 500 HD FOUR WHEEL DRIVE TRACTOR
US PRICE LIST**

(Ex Works Fargo, ND)

TIRE BRAND PREFERENCE

SD_T8512 TIRE BRAND CHOICE

	420990	No tire brand preference A tire from existing tire inventory will be installed. This could include the selection you made in Single/Dual/Triples sections, or the same tire size in Firestone, Goodyear, Titan, Continental/Mitas, or Michelin. Actual tire installed will be invoiced. Availability of brands vary by size.		No Charge
	429995	Tire brand preference Tire brands are subject to availability. If the Tire Brand Preference code is ordered, the plant will install the brand selected.		\$1,764.00

REAR BALLAST

SD_T4961 REAR BALLAST

	XT4961X	Standard less rear ballast		No Charge
	429336	Rear wheel weights 2qty 500lb, 10-bolt hub		\$1,456.00
	420256	Rear wheel weights - 2000 lb. 2qty 1000lb, 10-bolt hub		\$2,912.00
	420258	Rear wheel weights - 3000 lb. 2qty 500lb and 2qty 1000lb, 10-bolt hub		\$4,368.00
	429289	Rear wheel weights - 4000 lb. 4qty 1000lb, 10-bolt hub		\$5,824.00
	449093	Rear wheel weights - 5000 lb For 370, 420, 470, 500, and 540: 2qty 500lb and 4qty 1000lb, 10-bolt hub		\$7,280.00
	429291	Rear wheel weights - 6000 lb. 4qty 500lb and 4qty 1000lb, 10-bolt hub		\$8,736.00

SD_T4982 REAR WEIGHT SUPPORT

	XT4982X	Std no rear weight bracket		No Charge
	429305	Rear weight frame only For 500, 540, 580, 620 wheel models only Holds up to 22 suit case weights 1700 lbs		\$2,475.00
	449070	Rear weight frame W/14 WTs For 500, 540, 580, and 620 Rear Weight Frame + 14 suitcase weights 3100 lbs.		\$4,514.00

**STEIGER 500 HD FOUR WHEEL DRIVE TRACTOR
US PRICE LIST**

(Ex Works Fargo, ND)

		449071	Rear weight frame W/28 WTs For 500, 540, 580, and 620 Rear Weight Frame + 28 suitcase weights 4500 lbs.			\$6,552.00
--	--	--------	--	--	--	------------

**STEIGER 500 HD FOUR WHEEL DRIVE TRACTOR
US PRICE LIST**

(Ex Works Fargo, ND)

Factory Supplied Attachments

Order Code	Description	Weight	List Price
84146958	900 LB Wheel Weights 2 weights for each	1,958 LB	\$1,915.00
84146959	1600 LB Wheel Weights 2 weights for each	3,198 LB	\$3,405.00
84147106	Front Weight Bracket On Models 500, 540, 580 and 620 Wheeled And on Models 500, 550 and 600 Wheeled (Tier 4A) Casting does not include weights 3160 lbs	3,251 LB	\$6,805.00
84147191	Rear Weight Frame For Models 500, 540, 580 and 620 Wheeled models And for Models 500, 550 and 600 Wheeled models (Tier 4A)	1,740 LB	\$3,402.00
84147353	Front BumperCasting On Models 500, 540, 580 and 620 Wheeled And on Models 500, 550 and 600 Wheeled (Tier 4A) 1600 lbs	1,570 LB	\$3,405.00
84312306	100lb(45 kgs) Suitcase wght 1qty	100 LB	\$202.00
84335744	500 LB Wheel Weights 2 weights for each	1,000 LB	\$1,064.00
84335746	1000 LB Wheel Weights 2 weights for each	1,958 LB	\$2,128.00

Electrical and Cab Kits

84151011	RH Window Monitor Mount Kit	4 LB	\$317.00
84299370	Back Up Alarm Kit	26 LB	\$235.00
84302098	Decel Pedal Kit	22 LB	\$347.00
84303625	Business Band Antenna Cable	4 LB	\$152.00
84312991	Electric Mirrors Kit	44 LB	\$1,233.00
84313028	CIH Instructional Seat Kit - Cloth	15 LB	\$514.00
84313734	"A" Post Monitor Mount Kit	11 LB	\$154.00
84319907	RH Window Bar Display Ready For Pro 600/700 Includes harness and monitor mount	11 LB	\$317.00
84420722	Lower Front Wiper Kit	44 LB	\$552.00

Hydraulic Kits

84366432	Auxillary Pump Drive Kit Required with Twin/Parrallel Flow Option without PTO	211 LB	\$2,467.00
84159461	TwinFlow Hydraulic System Large Frame	55 LB	\$10,841.00

Lighting Kits

84156115	Rear Flood HID Kit 2 rear facing High Output Flood Lamps, mounted on the rear fenders, Outer position. Tier 4A only	13 LB	\$1,504.00
----------	--	-------	------------

**STEIGER 500 HD FOUR WHEEL DRIVE TRACTOR
US PRICE LIST**

(Ex Works Fargo, ND)

	84156118	Rear Trapezoidal HID KIT 2 rear facing High Output Trapezoidal Lamps, mounted on the rear fenders, Inner position. Tier 4A only	13 LB	\$1,430.00
	84303648	360 Degree Lighting Kit 2 HID lights for each side of the cab roof top.	33 LB	\$1,869.00
	84305363	High Intensity Discharge (HID) lighting Lighting Kit, Contains 2 Halogen worklamp assemblies. Each assembly contains 1 HID lamp and ballast. For Models 500, 540, 580 and 620 Wheeled. And for Models 500, 550, and 600 Wheeled. (Tier 4A)	17 LB	\$1,556.00
	84305400	High Intensity Discharge Lighting (HID) Lighting Kit, Contains 1 worklamp assemblies. Each assembly contains 3 HID Lamps and Ballasts. For Models 500, 540, 580 and 620 Wheeled. And for Models 500, 550, and 600 Wheeled. (Tier 4A)	17 LB	\$2,193.00
	84303666	Marker Light Kit - NAO	88 LB	\$641.00
	47534809	KIT, REAR HID FLOOD LIGHTS 2 rear facing High Output Flood Lamps, mounted on the rear fenders, Outer position. Tier 4B	13 LB	\$1,504.00
	47534810	KIT, HID REAR TRAPEZOIDAL LIGHTS 2 rear facing High Output Trapezoidal Lamps, mounted on the rear fenders, Inner position. Tier 4B	13 LB	\$1,430.00

Other Equipment

	84306032	Fire Extinguisher Kit	46 LB	\$205.00
--	----------	-----------------------	-------	----------

3 Point Hitch and Drawbar Kits

	84377441	Three Point Kit Field Installed High HP On Models 500, 540, 580 and 620 Wheeled (Tier 4B) and 500, 550 and 600 Wheeled (Tier 4A)	3,203 LB	\$24,366.00
--	----------	--	----------	-------------

PTO Kits

	84366438	PTO Kit - Large Frame On Models 500, 540, 580 and 620 Wheeled and on Models 500, 550 and 600 Wheeled (Tier 4A)	1,034 LB	\$15,187.00
--	----------	--	----------	-------------

Tow Cable Kits

	47464175	KIT, Grill Protection Plate HHP 500, 540, 580, 620 Wheeled 500, 550, 600 Wheeled (Tier 4A) For use without a front bumper or weight frame Includes mounting provision for a Tow Cable kit	121 LB	\$969.00
	47368288	KIT, TOW CABLE Front Tow Cable For all wheeled and Quadtrac models NOT for Rowtrac	411 LB	\$2,702.00

WhlHubs,Spacers&Artic.StopKits

	84335756	Hubs & Wheel Mounting Kit 4.5 in. Axle 4 1/2 Inch Bar Axle (115 MM BAR AXLE)	451 LB	\$3,544.00
--	----------	---	--------	------------

**STEIGER 500 HD FOUR WHEEL DRIVE TRACTOR
US PRICE LIST**

(Ex Works Fargo, ND)

	84360239	Hubs & Wheel Mounting Kit 5.5 in. Axle 4 spacers and 4 hubs On Models 500, 540, 580 and 620 Wheeled And on Models 550 and 600 Wheeled (Tier 4A)	451 LB		\$3,918.00
	84427287	10 in. 18 Bolt Wheel Spacer Kit 4 spacers and 4 hubs On Models 500, 540, 580 and 620 Wheeled And on Models 550 and 600 Wheeled (Tier 4A)	576 LB		\$3,538.00
	84427286	5 in. 18 Bolt Wheel Spacer Kit 4 spacers and 4 hubs On Models 500, 540, 580 and 620 Wheeled And on Models 550 and 600 Wheeled (Tier 4A)	671 LB		\$2,778.00
	84427288	13 in. 18 Bolt Wheel Spacer Kit 4 spacers and 4 hubs On Models 500, 540, 580 and 620 Wheeled And on Models 550 and 600 Wheeled (Tier 4A)	825 LB		\$3,505.00
	84427289	15 in. 18 Bolt Wheel Spacer Kit 4 spacers and 4 hubs On Models 500, 540, 580 and 620 Wheeled And on Models 550 and 600 Wheeled (Tier 4A)	891 LB		\$4,357.00
	84427291	28 in. 18 Bolt Wheel Spacer Kit 4 spacers and 4 hubs On Models 500, 540, 580 and 620 Wheeled And on Models 550 and 600 Wheeled (Tier 4A)	1,188 LB		\$4,884.00

**STEIGER 540 HD FOUR WHEEL DRIVE TRACTOR
US PRICE LIST**

(Ex Works Fargo, ND)

Standard Equipment

ENGINE:

Case IH 6-cylinder, 24 valve,
turbocharged, aftercooled
Electronic Common Rail Fuel System
Tier 4B SCR Engine Technology
2-Stage Turbo
787 cu. in. (12.9 L)
Horsepower:
535 hp (399 kW)
rated engine at 2,100 rpm
478 hp (356 kW)
PTO (factory estimate)
605 hp (451 kW)
maximum engine at 1,900 rpm
1,873 Ft. lbs. of torque at 1,400 rpm
Power Boost provided when remote
constant flow hydraulics, PTO, or road
transport gears are engaged
Air-induction:
Two stage system with Donaldson
PowerCore™ primary and pleated
secondary elements
Exhaust aspirated integral pre-cleaner
Auxiliary fuel filter
Grid heater
Auxiliary water separator filter
Exhaust: mounted in-line with cab
corner post
Foot operated electronic decelerator
switch
Variable hydraulic fan drive
Constant engine speed control

OPERATOR PROTECTIVE**STRUCTURE:**

CASE IH Deluxe Surveyor™ cab
includes:
132 cubic ft. (3.7 cubic meter)
cab volume
Automatic Temperature Control
(Heater & A/C)
Seat: Case IH cloth Optima™
air suspension seat with adjustable
R.H. 40 degree swivel

OPERATOR PROTECTIVE**STRUCTURE: (continued)**

Rubber floor mat
Adjustable R.H. armrest,
adjustable lumbar support, firmness
and auto weight adjustments,
fore/aft and lateral isolators, back
cushion tilt, swivel, fore/aft
position, and height adjustments
MultiControl handle with
integrated backlighting and thumb
wheel control for setting APM
constant ground speed which also
includes, transmission, throttle,
hydraulic, PTO, hitch control, and
shuttle functions
Steering Wheel: comfort grip, tilt and
telescopic
Self-Canceling turn signals
Windshield wiper/washer:
center front and rear
Elevated foot rest bar
Front and rear sunshades
AM/FM Weather Band Radio with AUX
in Jack including
antenna, wiring, & 6 speakers
Business band radio ready
Inside rear view mirror, 2 dome lights,
and map light
R.H. swing-out window
R.H. Window Monitor Mounting Bar -
includes universal monitor
mounting brackets and RAM mount
with harness for optional AFS
Pro 700 display.
Coat hook, three cup holders, horn
and 9 auxiliary 12V power outlets
Storage: Tray for laptop computer
space, 1.3 cubic ft. (.04 cubic meter)
compartment w/ removable bin, cooler
storage area, cargo net storage area
L.H. and R.H. upper cab storage areas
L.H. and R.H. frame mounted toolboxes

**STEIGER 540 HD FOUR WHEEL DRIVE TRACTOR
US PRICE LIST**

(Ex Works Fargo, ND)

Standard Equipment

INSTRUMENTATION:

All readouts are located in the right hand cab post
Analog display of engine oil pressure, coolant temperature, and fuel level.
Digital display of engine rpm, engine hours, travel speed, transmission gear selection and diesel exhaust fluid level.
Indicator and audible alarm for: filter restriction of hydraulic, transmission and axle lube systems, engine oil press., coolant temp., air intake temp., transmission oil temp., hydraulic oil temp., voltage, brake press., low fuel level, low diesel exhaust fluid level, and engine air filter restriction
Performance Instrumentation -
Provides data on percentage slip, engine % of rated power, gallons per hour and gallons per acre fuel usage, distance traveled, area covered, hydraulic flow control settings with individual timers for each remote valve, detailed service interval information, and electronic End of Row Functions Automatic tractor shutdown Electronic service tool compatible

ACCUGUIDE:

Factory Ready AFS AccuGuide™ (List Price Value \$5,443 USD)
includes steering sensor, electronic steering valve, steering manifold hoses, cab wiring harnesses, antenna wiring harness, antenna / receiver mounting bracket, and hardware
ISO 11783 Implement system connector and rear connecting bracket
AFS Pro 700 Display Ready - accommodates optional AFS Pro 700 display

CAPACITIES:

Diesel Fuel:
307 US gal (1,162 L)
Diesel Exhaust Fluid:
66 US gal (250 L)

ELECTRICAL:

240 amp. alternator,
12 volt electrical system and
24 volt starting system with
2 - 1,000 CCA low maintenance batteries.
Front Lighting:
2 Adjustable hi/low beam road/work lights
6 Halogen work lights (flood lights)
2 cab roof top turn signal/hazard warning lights

Rear Lighting:

4 adjustable halogen flood work lights on rear fenders
4 adjustable halogen flood work lights on rear cab top
2 tail/brake lights located in rear fender
2 turn signal lights in the rear fender
2 cab roof top turn signal/hazard warning lights,

Egress Lighting:

2 Front outer halogen flood work lights
2 Rear cab top halogen flood work lights
2 dome lights.

TRANSMISSION:

16 Speed Full-Powershift - Diesel Saver™ APM, Automatic Productivity Management System.
AutoSkip™ system, 16F and 2R speeds with transport mode.
Start forward movement in 1st thru 8th gear.
Steering column mounted F-N-R
R.H. and L.H. shuttle shift with integral park.

**STEIGER 540 HD FOUR WHEEL DRIVE TRACTOR
US PRICE LIST**

**(Ex Works Fargo, ND)
Standard Equipment**

BRAKES:

Power internal wet disc brakes on front and rear axles, self-adjusting and self-equalizing
Parking Brake: spring applied, hydraulic release

AXLES:

Pressure lubricated, oil cooled planetary drive
Heavy Duty Wheeled - 10 Bolt Axle
56,000 lb. (25,454 kg) GVW capacity
4.5 in. x 120 in. (115 mm x 3,040 mm)
Inboard compound planetary drive bar axle
154 in. (3912 mm) wheelbase

DUAL WHEELS AND TIRES

710/70R42 168A8 R-1W
Firestone Radial All Traction DT™

HYDRAULICS:

Pressure flow compensating system:
42 gpm (159 L/min) pump flow
210 bar (3050 psi/21000 kPa) max. operating pressure
Four remote circuits with ISO breakaway couplers In-cab electronic flow controls and timed detents for raise and lower hydraulic flow
Five selectable functions on all valves.
hydraulic oil spill collectors

HITCH AND DRAWBAR:

Swinging drawbar w/2 in. (51mm) drawbar pin 6000 lb. vertical tongue weight (2724 kg)
Auto-Pin hammerstrap and safety chain support

SAFETY EQUIPMENT:

SMV emblem, transport tie down points on front and rear frames, 67.8 cubic ft. (6.3 cubic meter) of tinted tempered glass, ROPS, HFC 134A refrigerant, neutral start system, operator presence switch, safety seat belt and articulation locks.
Road lighting meets ASAE spec. and includes directional signal lights, 4-way flashers, brake lights and wide machine marker lights (wheeled tractors only).
L.H. and R.H. manual wide external adjustable mirror
Single beacon light

EASY ACCESS GROUND LEVEL

MAINTENANCE:

Sight gauges for fuel, hydraulic fluid, transmission fluid, and engine coolant levels
Cab filter, engine oil level, batteries, articulation pivot lubrication points
Rearward pivoting, rear hinged tilt hood
Lockdown capability of front grill screen, transmission/hydraulic fill, fuel tank and battery service door.

**STEIGER 540 HD FOUR WHEEL DRIVE TRACTOR
US PRICE LIST**

(Ex Works Fargo, ND)
Standard Equipment

* * * * *
* * * * *

SCRAPER VERSIONS INCLUDE:

TRANSMISSION:

Tractor is programed to start up
in 2nd gear
Back up alarm

CAB:

Seat tie strap
Cab is ROPS/FOPS certified

HITCH:

Scraper drawbar
High clearance hanger with scraper
quick hitch drawbar and tow cable
20,000 lb. vertical tongue weight
capacity

PTO:

Scraper tractors can only be ordered
with a PTO if they have an ag drawbar

HYDRAULIC:

High capacity hydraulics 57 GPM (216
LPM)
Four electro-hydraulic remote valves
standard. The electro-hydraulic system
used on the tractors is designed to
work in conjunction with GPS/laser
controlsystems

WHEELS AND TIRES:

710/70R42 168A8 R-1W
Firestone Radial All Traction DT™
Valve steam protection

LIGHTING:

Dual beacon lights

* * * * *
* * * * *

**STEIGER 540 HD FOUR WHEEL DRIVE TRACTOR
US PRICE LIST**

(Ex Works Fargo, ND)

Models

COMMERCIAL MODEL	VERSION	ENGINE POWER	Weight	List Price
STEIGER 540	Heavy Duty	535 HP	40,000 LB	\$409,967.00
STEIGER 540	Wheeled Scraper	535 HP	40,000 LB	\$439,567.00

Factory Supplied Options

Order Code	Description	Weight	List Price
OPERATOR STRUCTURE			
SD T9200 OPERATOR STRUCTURE #1			
420001	STANDARD CAB See standard features for a full list of features.		No Charge
420002	Deluxe Cab Includes all features listed in standard features plus the following: Cloth Heated Seat Cloth Instructors Seat Electric Armrest Adjustment Business Band Radio Antenna Ready Roof Mount Electric Mirrors		\$1,851.00
449059	LUX PERFORMANCE CAB Includes all features listed in standard features plus the following: **CAB SUSPENSION** Carpet Red leather **POSITIVE RESPONSE** heated and ventilated seat Slide out lower cushion with height and length adjustment Red leather instructional seat 3 front and 1 rear wiper Electric Armrest Adjustment Deceleration pedal Business Band Radio Antenna Ready with Roof Mount Electric Adjustment roof mounted mirrors Performance radio with the following features: AM/FM/WB and Satellite Radio Ready, CD player, USB input Jack, Aux input Jack A-Post Monitor Mount		\$10,770.00

**STEIGER 540 HD FOUR WHEEL DRIVE TRACTOR
US PRICE LIST**

(Ex Works Fargo, ND)

WORK LIGHTING

SD_T8706 HID LIGHTS

	XT8706X	Standard less HID lights		No Charge
	420695	Front & Rear HID lights-4 HID For Models 500, 540, 580, 620 High Power wheeled tractors 4 HID Lights replaces std halogen lights - 2 HID Lights in front grill - 2 HID Lights on rear fenders		\$2,622.00
	420696	Front & Rear HID lights-10 HID For Models 500, 540, 580 and 620 High Power wheeled tractors 10 HID Lights replaces std halogen lights - 6 HID Lights in front grill - 4 adjustable rear fender-mounted HID Lights.		\$4,884.00

SD_T9175 WORK LIGHTS - HID

	XT9175X	Less HID work lights		No Charge
	420927	HID cab roof worklight package 360 Degree Lighting 4 HID cab roof work lights Two rear side cab mounted roof trapezoidal HID lights mounted on each side of the cab. Two of the lights may be moved to lower front of cab roof if desired. Can be used with code 449344 or 449345 or 420695 or 420696 front and rear HID lights.		\$1,869.00

BEACON LIGHTING

SD_T9145 ROTARY BEACON

For Heavy Duty Only

	420025	Single beacon light Mounting bracket installed at the factory, light shipped in cab for dealer installation.		No Charge
	420099	Dual beacon light Standard on all scraper tractors Mounting brackets installed at the factory, lights shipped in cab for dealer installation.		
		if VERSION is Wheeled Scraper		No Charge
		if VERSION is Heavy Duty		\$786.00

DISPLAY MOUNTING

SD_T7619 RH MONITOR/MOUNTING

	429321	RH window bar display ready With Ram mount and wiring harness		No Charge
--	--------	---	--	-----------

**STEIGER 540 HD FOUR WHEEL DRIVE TRACTOR
US PRICE LIST**

(Ex Works Fargo, ND)

	429322	RH window bar w/large display Includes window Ram mount, AFS Pro 700, window harness and window bar		\$5,083.00
	429352	RH armrest w/large display RH armrest mount, and AFS Pro 700 Also includes window mount, window harness, and window bar		\$5,322.00

PRECISION FARMING

AUTOGUIDANCE READY

SD T9210 AUTOGUIDANCE

	420782	Factory guidance ready Includes steering sensor, electronic steering valve, auto guidance disengage switch, steering manifold hoses, cab wiring harness, hardware, auto guidance AFS decals.		No Charge
	429314	AG Ready w/Nav II controller Includes Auto Guidance Ready (420782), Navigation II Controller		\$5,408.00
	429367	Nav II w 372 Rec WAAS Incudes Auto Guidance Ready, Navigation II Controller, 372 GPS Receiver with WASS, EGNOS, and VBS. Pro 700 Monitor is not included.		\$8,653.00
	429368	Nav II w372 RecHP/XP/GLNS/WAAS Includes Auto Guidance Ready (420782), Navigation II Controller, 372 GPS Receiver with WASS, EGNOS, and VBS Pro 700 Monitor is not included.		\$11,153.00

ENGINE

STARTING AID

SD T1938 WEATHER PACK

	XT1938X	Standard without cold start Grid heater is standard equipment		No Charge
	420814	Cold weather starting aid pkg Consists of 120V, 1500W engine block coolant heater and transmission oil heat maintainer.		\$453.00

TRAILER BRAKES

TRAILER BRAKES

SD T7130 TRLR BRK VLV

	XT7130X	No hydraulic trailer brakes		No Charge
--	---------	-----------------------------	--	-----------

**STEIGER 540 HD FOUR WHEEL DRIVE TRACTOR
US PRICE LIST**

(Ex Works Fargo, ND)

	420514	Hydraulic trailer brake Recommended for Large Tow behind Implements, Grain Carts, and Slurry Tankers NOTE: Cannot be ordered with 5 remotes (420403) Cannot be ordered with three point hitch (420504) or (424265)		\$1,394.00
--	--------	--	--	------------

HITCH

HITCH AND DRAWBAR

SD T8960 3 - POINT LINKAGE-REAR

	420501	Standard drawbar 6,000lb. Static vert. tongue weight capacity 370, 420, 470, 500, 540 and 580 HP with HD axles.		
		if VERSION is Heavy Duty		No Charge
		if ENGINE POWER is 535 HP and VERSION is Wheeled Scraper		(\$5,970.00)
	420504	High capacity drawbar Ag without 3 pt Hitch (2" drawbar pin diameter with 11,000 lb. vertical tongue weight capacity) Ground clearance 19.6" width 5" thickness 2.5" pin size 2"		
		if VERSION is Wheeled Scraper		(\$3,147.00)
		if ENGINE POWER is 535 HP and VERSION is Heavy Duty		\$2,823.00
	420506	Three point hitch Cat IV - N Elec 3-pt Hitch 20,000 lb. lift capacity, Convertible to Cat III with 2" diameter drawbar pin and 11,000 vertical tongue weight capacity Ground clearance 19.6" width 5" thickness 2.5" pin size 2" Requires 420823 - True ground speed sensor Must order 84265017- Kit, CAT 4 Quick Coupler Conversion from Parts Supplied to go from CAT 4 to CAT 3		
		if VERSION is Wheeled Scraper		\$19,192.00
		if ENGINE POWER is 535 HP and VERSION is Heavy Duty		\$25,162.00

**STEIGER 540 HD FOUR WHEEL DRIVE TRACTOR
US PRICE LIST**

(Ex Works Fargo, ND)

424264	<p>Cat 5 Drawbar L/TPH without three point hitch (2.75" drawbar pin diameter with 15,000 lb. vertical tongue weight capacity) For 500, 540, 580, 620 Models Ground clearance 19.6" width 5" thickness 3" pin size 2.75" Must order 47477445- Cat 5 to 4 Conversion kit from Parts Supplied to go from CAT 5 to CAT 4 drawbar</p>		
	if VERSION is Wheeled Scraper		(\$2,155.00)
	if ENGINE POWER is 535 HP and VERSION is Heavy Duty		\$3,815.00
424265	<p>Cat 5 Drawbar W/TPH with three point hitch 2.75" drawbar pin 20,000lb lift capacity For 500, 540, 580, 620 Models Ground clearance 19.6" width 5" thickness 3" pin size 2.75" Requires 420823 - True ground speed sensor Must order 47477445- Cat 5 to 4 Conversion kit from Parts Supplied to go from CAT 5 to CAT 4 drawbar</p>		
	if VERSION is Wheeled Scraper		\$20,855.00
	if ENGINE POWER is 535 HP and VERSION is Heavy Duty		\$26,825.00
Scraper Only			
420681	<p>Scraper Drawbar w Tow Cable Quick attach high clearance hitch scraper drawbar Includes tow cable (20,000 LB. load vertical tongue weight capacity) Not necessary to select Tow Cable option 420816 or 420845 Not compatible with PTO#</p>		No Charge

HYDRAULICS

SD T8270 REAR REMOTES

420402	<p>4 _electric remotes Electronic control actuation In-cab electronic flow controls with selectable functions Includes 4 paddles (for #1 - 4, #1 on Multi-Function Handle)</p>		No Charge
424825	<p>4 Spool 3/4 in coupler with 3/4 in. couplers and Trailer Brake Electronic control actuation No valve feathering For SCRAPER versions only</p>		\$588.00

**STEIGER 540 HD FOUR WHEEL DRIVE TRACTOR
US PRICE LIST**

(Ex Works Fargo, ND)

	424826	6_electric remotes Electronic control actuation In-cab electronic flow controls with selectable functions Includes 6 paddles Not compatible with 3pt Hitch		\$3,485.00
	424827	Eight electric remotes Electronic control actuation In-cab electric flow controls with selectable functions with four paddle controls and joystick Available on tractors WITHOUT 3pt Hitch Not compatible with 3pt Hitch on 370, 420, 470, 500 Wheeled		\$6,969.00

HYDRAULIC PUMP

SD T8220 HYDRAULIC PUMP

	420301	Hydraulic pump, standard 40 gpm (151L /min) flow only on 370 model 42 gpm (159L/min) flow on 420, 470, 500, 540, 580 & 620 models		
		if VERSION is Heavy Duty		No Charge
		if VERSION is Wheeled Scraper		(\$2,612.00)
	420302	Hydraulic pump, high capacity 55 gpm (208L /min) flow only on 370 model 57 gpm (216L/min) flow 420, 470, 500, 540, 580 & 620 models		
		if VERSION is Wheeled Scraper		No Charge
		if VERSION is Heavy Duty		\$2,612.00

SD T8276 PARALLEL FLOW HYDRA

	XT8276X	Std Less High-Flow Hyd		No Charge
	429176	2 pumps Twin Flow Setting from factory hydraulic flow is supplied for left hand side hydraulic remotes by main pump and right hand side remotes are supplied by secondary pump Twin flow can be converted to Parrallel Flow, where all hydraulic flow is supplied to all remote valves equally by both pumps. Parrallel Flow conversion kit is shipped with the tractor from the factory (in cab) For 370 model additional 53 gpm with 1/2 in. ISO Couplers. For 420, 470, 500, 540, 580, and 620 models additional 56 gpm with 1/2 in. ISO Couplers. Available with/without 3 pt. Hitch and PTO Can be ordered with 420301 or 420302 (Hydraulic Pump)		\$9,037.00

POWER BEYOND

SD T8275 POWER BEYOND COUPLE

	XT8275X	Std less power beyond		No Charge
--	---------	-----------------------	--	-----------

**STEIGER 540 HD FOUR WHEEL DRIVE TRACTOR
US PRICE LIST**

(Ex Works Fargo, ND)

	420828	Power beyond supply and return Motor return with 2 hydraulic 3/4 in. couplers and hose tips. - Hydraulic Supply - Hydraulic Return - Load Sensing Signal - Hydraulic Motor Case Drain		\$524.00
--	--------	---	--	----------

PTO

SD T8010 PTO

	420600	No PTO		No Charge
	420601	1000 RPM Independent PTO Power Take - Off 1.75 in (44.5mm) shaft		\$14,603.00

AXLE

SD T5900 FRONT REAR 4WD AXLE

	424824	High CapBar w/ diff lock Includes hydraulic differential lock		No Charge
--	--------	---	--	-----------

SINGLE WHEELS AND TIRES

SD T4940 FRONT WHEELS AND TIRES

	XT4940X	No singles ordered		No Charge
Ag and scraper Michelin R1W				
	9701630	IF650/85R38 179D R1W MI Michelin Axiobib® Radial For AG and SCRAPER use		(\$14,031.00)
	9702730	IF800/70R38 179 R1W MI Michelin Axiobib® Radial For AG use on models 370, 420, 470, 500, and 540		\$11,841.00
Scraper only Firestone Logger				
	9710651	76X50.00-32 HF-3 FI FIRESTONE FLOTATION 23° DT WTP LOGGER For SCRAPER use only		\$27,895.00

DUAL WHEELS AND TIRES

SD T4942 DUAL TIRES

	XT4942X	No duals		No Charge
--	---------	----------	--	-----------

**STEIGER 540 HD FOUR WHEEL DRIVE TRACTOR
US PRICE LIST**

(Ex Works Fargo, ND)

Ag use only Firestone R1W					
	9727430	IF480/95R50 165B R1W FI Firestone Radial Deep Tread 23° For AG use only			\$10,816.00
	9705450	520/85R42 157A8 R-1W FI Firestone Radial Deep Tread 23° For AG use only			(\$10,498.00)
	9706850	800/70R38 173A8 R-1W FI Firestone Radial Deep Tread 23° with 5 and 15 in. spacers For AG use only			\$6,595.00
Ag and Scraper Firestone R1W					
	9705850	620/70R42 160A8 R-1W FI Firestone Radial All Traction DT™ (with 5 in. spacers on the 500 Model only) For AG and SCRAPER use			(\$5,010.00)
	9706250	710/70R38 166A8 R-1W FI Firestone Radial All Traction DT™ with 13 in. spacers For AG and SCRAPER use			(\$2,623.00)
	9706450	710/70R42 168B R-1W FI Firestone Radial All Traction DT™ with 13 in. spacers For AG and SCRAPER use			No Charge
	9706550	IF710/70R42 179B R1W FI Firestone Radial All Traction DT™ with 13 in. spacers For AG and SCRAPER use			\$8,465.00
Scraper only Firestone R1W					
	9708950	650/85R38 173A8 R1W FI Firestone Radial Deep Tread 23° with 10 in. spacers For SCRAPER use only			(\$984.00)
	9712150	710/70R42 166A8/B R1W FI Firestone Radial All Traction DT™ with 10 in. spacers For SCRAPER use only			No Charge
Ag and scraper Goodyear R1W					
	9710840	620/70R42 166A8 R-1W GY Goodyear DT820™ HD Radial For AG use only on models 370, 420, 580, and 620 For AG and SCRAPER use use on models 470 and 540			\$1,919.00
	9705750	620/70R42 DT812 R1W GY Goodyear DT812 For AG and SCRAPER use			(\$2,854.00)

**STEIGER 540 HD FOUR WHEEL DRIVE TRACTOR
US PRICE LIST**

(Ex Works Fargo, ND)

	9710440	620/70R46 162A8 R1W GY Goodyear DT820™ Radial For AG and SCRAPER use		\$1,565.00
	9710940	710/70R38 171A8 R1W GY Goodyear DT820™ HD Radial with 13 in. spacers For AG and SCRAPER use		\$2,216.00
	9706040	710/70R38 166A8 R-1W GY Goodyear DT824 OPTITRAC™ Radial with 13 in. spacers For AG and SCRAPER use		(\$1,612.00)
	9706340	710/70R42 173A8 R-1W GY Goodyear DT824 OPTITRAC™ Radial with 13 in. spacers For AG and SCRAPER use		\$2,638.00
Scraper only Goodyear R1W				
	9709040	650/85R38 173A8 R1W GY Goodyear DT820™ Radial with 10 in. spacers For SCRAPER use only		(\$20.00)
	9711140	710/70R38 171A8/B R1W GY Goodyear DT820™ HD Radial with 10 in. spacers and reverse valve For SCRAPER use only		\$2,216.00
	9712140	710/70R42 173A8/B R1W GY-10 SP Goodyear DT820™ HD Radial with 10 in. spacers For SCRAPER use only		\$6,510.00
Goodyear Tires R1W Tread				
	9711240	710/70R42 173A8 R1W GY Goodyear DT820™ HD Radial with 13 in. spacers For AG and SCRAPER use		\$6,917.00
Ag use only Goodyear R1W				
	9728440	800/70R38 173A8 R1W GY Goodyear Deep Tread 830 OPTITRAC™ Radial with 5 inch and 15 inch spacers For AG use only		\$7,615.00
	9706744	800/70R38 173 A8 R1W GY Goodyear DT924™ Radial with 5 inch and 15 inch spacers For AG use only		\$9,423.00
Ag and scraper Michelin R1W				
	9710530	620/70R46 162A8/B R1W MI Michelin XM28™ Radial For AG and SCRAPER use		\$10,015.00

**STEIGER 540 HD FOUR WHEEL DRIVE TRACTOR
US PRICE LIST**

(Ex Works Fargo, ND)

	9709430	650/85R38 173A8 R1W MI Michelin Machxbib® Radial with 10 in. spacers For AG and SCRAPER use		\$9,420.00
	9706530	710/70R42 173A8 R1W MI Michelin MachXbib® Radial with 13 in. spacers For AG and SCRAPER use		\$15,348.00
	9706630	IF710/70R42 179D R1W MI Michelin Axiobib® Radial with 5 inch and 15 inch spacers For AG and SCRAPER use		\$20,061.00
Michelin Tires R1W Tread				
	9726430	620/70R42 160D R1W MI Michelin Omnibib™ Radial For AG and SCRAPER use Includes 5" spacers on 500 and 540.		(\$1,154.00)
Scraper only Michelin R1W				
	9712130	710/70R42 173A8/B R1W MI-10 SP Michelin MachXbib® Radial with 10 in. spacers For SCRAPER use only Removed from Ag version 4/2/12 Use Option 9706530 w 13in spacers		\$15,348.00
Ag use only Michelin R1W				
	9709530	800/70R38 173A8 R1W MI Michelin Machxbib® Radial with 5 and 15 in. spacers For AG use only		\$21,798.00
	9706830	IF800/70R38 179 R1W MI Michelin Axiobib® Radial with 5 and 15 in. spacers For AG use only		\$41,357.00

TRIPLE OUTER WHEELS AND TIRES

SD_T4943 TRIPLE TIRES AND WHEELS

	XT4943X	No triple selection. All Triple Tires include 28 in. spacers		No Charge
Firestone Tires R1 Tread				
	9707950	520/85R42 157A8 R-1 FI Firestone Radial All Traction™ 23° For AG use only		\$463.00

**STEIGER 540 HD FOUR WHEEL DRIVE TRACTOR
US PRICE LIST**

(Ex Works Fargo, ND)

Firestone Tires R1W Tread					
		9724450	480/80R50 R1W FI Firestone Radial Deep Tread 23° For AG use only		\$15,251.00
		9708250	520/85R42 157 A8 R-1W FI Firestone Radial Deep Tread 23° For AG use only		\$6,283.00
		9707650	520/85R46 158 R-1W FI Firestone Radial Deep Tread 23° For AG use only		\$11,764.00
Goodyear Tires R1W Tread					
		9725450	380/90R54 R1W GY DT Goodyear DT800™ Radial For AG use only		\$6,070.00
		9726440	480/80R50 R1W GY ST Goodyear Super Traction™ Radial For AG use only		\$11,640.00
		9707540	520/85R46 158A8 R-1W GY Goodyear Super Traction™ Radial For AG use only		\$10,913.00
Goodyear Tires R2 Tread					
		9725440	520/85R46 R2 GY TD8 Goodyear Special Sure Grip TD8 Radial For AG use only		\$7,673.00
Michelin Tires R1W Tread					
		9724430	480/80R50 R1W MI Michelin Agribib® Radial For AG use only		\$15,472.00
		9707830	520/85R42 155A8 R-1W MI Michelin Agribib® Radial For AG use only		\$11,592.00
		9728450	520/85R46 R1W MI Michelin Agribib® Radial For AG use only		\$23,373.00
Mitas Tires R1W Tread					
		9724460	480/80R50 R-1W 159A8/B MT Mitas ContiContract AC 85 For AG use only		\$8,261.00

OTHER EQUIPMENT

SD T9840 COUNTRY CONFIGURATION					
		420701	North American English		No Charge
		420702	French Canadian		No Charge
		420705	Spanish		No Charge

**STEIGER 540 HD FOUR WHEEL DRIVE TRACTOR
US PRICE LIST**

(Ex Works Fargo, ND)

ENGINE

SD T1933 COMPRESSION ENGINE

	XT1933X	No compression brake		No Charge
	429179	Engine compression brake Includes control system and factory installed engine brake. Recommended for large tow behind Implements, grain carts and slurry tankers		\$4,200.00

BALLAST

SD T4980 BALLAST PACKAGE

	XT4980X	Standard no ballast package		No Charge
For 3 PT and PTO Use				
	449474	BALLAST PKG 5322lbs Total weight: 5322lb / 2419kg For TPH and PTO Use, 60/40 weight split Recommended for Dual 710/70R42 / 13" spacers 110lbs per horsepower for 500 105lbs per horsepower for 540 Includes: FRONT WEIGHT ASSY (No Suitcase Weights) (HP Frame) 1000# FRONT WHEEL WEIGHT 1000# REAR WHEEL WEIGHT (500 lbs/WHEEL)		\$8,579.00
For Drawbar Use Only				
	449475	BALLAST PKG 8175lbs Total weight: 8175lb / 3716kg For Drawbar use only (no TPH), 55/45 weight split Recommended for: Single 800/70R38 for 500 Dual 800/70R38 / 5&13" spacers or Dual 710/70R42 / 13" spacers for 540 95lb per horsepower for 500 105lb per horsepower for 540 Includes: FRONT BUMPER (HP Frame) 1000# FRONT WHEEL WEIGHT 1000# REAR WHEEL WEIGHT (500 lbs/WHEEL) REAR WEIGHT ASSY+28 SUITCASE WEIGHTS		\$13,178.00

**STEIGER 540 HD FOUR WHEEL DRIVE TRACTOR
US PRICE LIST**

(Ex Works Fargo, ND)

For Scrapers Only			
449476	BALLAST PKG 8867lbs Total weight: 8867lb / 4030kg For Scraper Use, 65/35 weight split Recommended for Dual 710/70R42 / 13" spacers 110lbs per horsepower for 500 100lbs per horsepower for 540 Includes: FRONT WEIGHT ASSY+10 SUITCASE WEIGHTS (HP Frame) REAR WEIGHT ASSY+28 SUITCASE WEIGHTS		\$14,294.00

FRONT BALLAST

SD T2150 FRONT BALLAST			
XT2150X	Standard less front ballast		No Charge
449067	Front Grill Guard Required when using a tow cable without a front bumper casting or front weight frame. For 500, 540, 580, and 620 For ag use only		\$869.00
449068	Front Bumper Weight For 500, 540, 580, and 620 1629 lbs.		\$2,371.00
394009	Front Weight Carrier For 500, 540, 580, and 620 3313 lbs.		\$4,824.00
330227	Front Carrier w/10x100lb wts Includes 10 x 100lb suitcase weights For 500, 540, 580, and 620 4313 lbs.		\$6,280.00
335009	Front Carrier w/22x100lb wts Includes 22 x 100lb suitcase weights For 500, 540, 580, and 620 5513 lbs.		\$8,027.00

SD T4960 WHEEL WEIGHTS			
X49601X	L/Wheel Weights		No Charge
449072	Front wheel weights - 1000 lb 2qty 500lb, 10-bolt hub		\$1,456.00
449074	Front wheel weights - 2000 lb 2qty 1000lb, 10-bolt hub		\$2,912.00
449075	Front wheel weights - 3000 lb 2qty 500lb and 2qty 1000lb, 10-bolt hub		\$4,368.00
449078	Front wheel weights - 4000 lb 4qty 1000lb, 10-bolt hub		\$5,824.00

**STEIGER 540 HD FOUR WHEEL DRIVE TRACTOR
US PRICE LIST**

(Ex Works Fargo, ND)

	449079	Front wheel weights - 5000 lb For 370, 420, 470, 500, and 540: 2qty 500lb and 4qty 1000lb, 10-bolt hub		\$7,280.00
	449081	Front wheel weights - 6000 lb 4qty 500lb and 4qty 1000lb, 10-bolt hub		\$8,736.00

OTHER OPTIONS

SD_T5201 BACK-UP ALARM

	XT5201X	Standard less backup alarm		No Charge
	420824	Backup warning alarm		
		if VERSION is Wheeled Scraper		No Charge
		if VERSION is Heavy Duty		\$228.00

SD_T5202 TOW CABLE

	XT5202X	Standard less tow cable		No Charge
	420816	Tow cable for HD tractor Extends to front of tractor		\$2,623.00
		NOTE: Tow Cable requires tractor be equipped with Front Bumper Weight (449114 or 449068) / Front Weight Frame (449115 or 394009) / Front Grill Guard (449095 or 449067)		

SD_T7581 RADAR

	XT7581X	Std less ground speed sensor		No Charge
	420823	True ground speed sensor Provides radar measurement of ground speed to aid in accurate application of chemicals and other speed sensitive operations. (Required to monitor fuel usage, area covered, fuel usage per acre, area covered per hour, distance covered, distance covered per minute, slip control and slip limit control)		\$807.00

TIRE BRAND PREFERENCE

SD_T8512 TIRE BRAND CHOICE

	420990	No tire brand preference A tire from existing tire inventory will be installed. This could include the selection you made in Single/Dual/Triples sections, or the same tire size in Firestone, Goodyear, Titan, Continental/Mitas, or Michelin. Actual tire installed will be invoiced. Availability of brands vary by size.		No Charge
	429995	Tire brand preference Tire brands are subject to availability. If the Tire Brand Preference code is ordered, the plant will install the brand selected.		\$1,764.00

**STEIGER 540 HD FOUR WHEEL DRIVE TRACTOR
US PRICE LIST**

(Ex Works Fargo, ND)

REAR BALLAST

SD_T4961 REAR BALLAST

	XT4961X	Standard less rear ballast		No Charge
	429336	Rear wheel weights 2qty 500lb, 10-bolt hub		\$1,456.00
	420256	Rear wheel weights - 2000 lb. 2qty 1000lb, 10-bolt hub		\$2,912.00
	420258	Rear wheel weights - 3000 lb. 2qty 500lb and 2qty 1000lb, 10-bolt hub		\$4,368.00
	429289	Rear wheel weights - 4000 lb. 4qty 1000lb, 10-bolt hub		\$5,824.00
	449093	Rear wheel weights - 5000 lb For 370, 420, 470, 500, and 540: 2qty 500lb and 4qty 1000lb, 10-bolt hub		\$7,280.00
	429291	Rear wheel weights - 6000 lb. 4qty 500lb and 4qty 1000lb, 10-bolt hub		\$8,736.00

SD_T4982 REAR WEIGHT SUPPORT

	XT4982X	Std no rear weight bracket		No Charge
	429305	Rear weight frame only For 500, 540, 580, 620 wheel models only Holds up to 22 suit case weights 1700 lbs		\$2,475.00
	449070	Rear weight frame W/14 WTs For 500, 540, 580, and 620 Rear Weight Frame + 14 suitcase weights 3100 lbs.		\$4,514.00
	449071	Rear weight frame W/28 WTs For 500, 540, 580, and 620 Rear Weight Frame + 28 suitcase weights 4500 lbs.		\$6,552.00

**STEIGER 540 HD FOUR WHEEL DRIVE TRACTOR
US PRICE LIST**

(Ex Works Fargo, ND)

Factory Supplied Attachments

Order Code	Description	Weight	List Price
Ballast Weight Kits			
84146958	900 LB Wheel Weights 2 weights for each	1,958 LB	\$1,915.00
84146959	1600 LB Wheel Weights 2 weights for each	3,198 LB	\$3,405.00
84147106	Front Weight Bracket On Models 500, 540, 580 and 620 Wheeled And on Models 500, 550 and 600 Wheeled (Tier 4A) Casting does not include weights 3160 lbs	3,251 LB	\$6,805.00
84147191	Rear Weight Frame For Models 500, 540, 580 and 620 Wheeled models And for Models 500, 550 and 600 Wheeled models (Tier 4A)	1,740 LB	\$3,402.00
84147353	Front BumperCasting On Models 500, 540, 580 and 620 Wheeled And on Models 500, 550 and 600 Wheeled (Tier 4A) 1600 lbs	1,570 LB	\$3,405.00
84312306	100lb(45 kgs) Suitcase wght 1qty	100 LB	\$202.00
84335744	500 LB Wheel Weights 2 weights for each	1,000 LB	\$1,064.00
84335746	1000 LB Wheel Weights 2 weights for each	1,958 LB	\$2,128.00
Electrical and Cab Kits			
84151011	RH Window Monitor Mount Kit	4 LB	\$317.00
84299370	Back Up Alarm Kit	26 LB	\$235.00
84302098	Decel Pedal Kit	22 LB	\$347.00
84303625	Business Band Antenna Cable	4 LB	\$152.00
84312991	Electric Mirrors Kit	44 LB	\$1,233.00
84313028	CIH Instructional Seat Kit - Cloth	15 LB	\$514.00
84313734	"A" Post Monitor Mount Kit	11 LB	\$154.00
84319907	RH Window Bar Display Ready For Pro 600/700 Includes harness and monitor mount	11 LB	\$317.00
84420722	Lower Front Wiper Kit	44 LB	\$552.00
Hydraulic Kits			
84366432	Auxillary Pump Drive Kit Required with Twin/Parrallel Flow Option without PTO	211 LB	\$2,467.00
84159461	TwinFlow Hydraulic System Large Frame	55 LB	\$10,841.00
Lighting Kits			
84156115	Rear Flood HID Kit 2 rear facing High Output Flood Lamps, mounted on the rear fenders, Outer position. Tier 4A only	13 LB	\$1,504.00

**STEIGER 540 HD FOUR WHEEL DRIVE TRACTOR
US PRICE LIST**

(Ex Works Fargo, ND)

	84156118	Rear Trapezoidal HID KIT 2 rear facing High Output Trapezoidal Lamps, mounted on the rear fenders, Inner position. Tier 4A only	13 LB	\$1,430.00
	84303648	360 Degree Lighting Kit 2 HID lights for each side of the cab roof top.	33 LB	\$1,869.00
	84305363	High Intensity Discharge (HID) lighting Lighting Kit, Contains 2 Halogen worklamp assemblies. Each assembly contains 1 HID lamp and ballast. For Models 500, 540, 580 and 620 Wheeled. And for Models 500, 550, and 600 Wheeled. (Tier 4A)	17 LB	\$1,556.00
	84305400	High Intensity Discharge Lighting (HID) Lighting Kit, Contains 1 worklamp assemblies. Each assembly contains 3 HID Lamps and Ballasts. For Models 500, 540, 580 and 620 Wheeled. And for Models 500, 550, and 600 Wheeled. (Tier 4A)	17 LB	\$2,193.00
	84303666	Marker Light Kit - NAO	88 LB	\$641.00
	47534809	KIT, REAR HID FLOOD LIGHTS 2 rear facing High Output Flood Lamps, mounted on the rear fenders, Outer position. Tier 4B	13 LB	\$1,504.00
	47534810	KIT, HID REAR TRAPEZOIDAL LIGHTS 2 rear facing High Output Trapezoidal Lamps, mounted on the rear fenders, Inner position. Tier 4B	13 LB	\$1,430.00

Other Equipment

	84306032	Fire Extinguisher Kit	46 LB	\$205.00
--	----------	-----------------------	-------	----------

3 Point Hitch and Drawbar Kits

	84377441	Three Point Kit Field Installed High HP On Models 500, 540, 580 and 620 Wheeled (Tier 4B) and 500, 550 and 600 Wheeled (Tier 4A)	3,203 LB	\$24,366.00
--	----------	--	----------	-------------

PTO Kits

	84366438	PTO Kit - Large Frame On Models 500, 540, 580 and 620 Wheeled and on Models 500, 550 and 600 Wheeled (Tier 4A)	1,034 LB	\$15,187.00
--	----------	--	----------	-------------

Tow Cable Kits

	47464175	KIT, Grill Protection Plate HHP 500, 540, 580, 620 Wheeled 500, 550, 600 Wheeled (Tier 4A) For use without a front bumper or weight frame Includes mounting provision for a Tow Cable kit	121 LB	\$969.00
	47368288	KIT, TOW CABLE Front Tow Cable For all wheeled and Quadtrac models NOT for Rowtrac	411 LB	\$2,702.00

WhlHubs,Spacers&Artic.StopKits

	84335756	Hubs & Wheel Mounting Kit 4.5 in. Axle 4 1/2 Inch Bar Axle (115 MM BAR AXLE)	451 LB	\$3,544.00
--	----------	---	--------	------------

**STEIGER 540 HD FOUR WHEEL DRIVE TRACTOR
US PRICE LIST**

(Ex Works Fargo, ND)

	84360239	Hubs & Wheel Mounting Kit 5.5 in. Axle 4 spacers and 4 hubs On Models 500, 540, 580 and 620 Wheeled And on Models 550 and 600 Wheeled (Tier 4A)	451 LB		\$3,918.00
	84427287	10 in. 18 Bolt Wheel Spacer Kit 4 spacers and 4 hubs On Models 500, 540, 580 and 620 Wheeled And on Models 550 and 600 Wheeled (Tier 4A)	576 LB		\$3,538.00
	84427286	5 in. 18 Bolt Wheel Spacer Kit 4 spacers and 4 hubs On Models 500, 540, 580 and 620 Wheeled And on Models 550 and 600 Wheeled (Tier 4A)	671 LB		\$2,778.00
	84427288	13 in. 18 Bolt Wheel Spacer Kit 4 spacers and 4 hubs On Models 500, 540, 580 and 620 Wheeled And on Models 550 and 600 Wheeled (Tier 4A)	825 LB		\$3,505.00
	84427289	15 in. 18 Bolt Wheel Spacer Kit 4 spacers and 4 hubs On Models 500, 540, 580 and 620 Wheeled And on Models 550 and 600 Wheeled (Tier 4A)	891 LB		\$4,357.00
	84427291	28 in. 18 Bolt Wheel Spacer Kit 4 spacers and 4 hubs On Models 500, 540, 580 and 620 Wheeled And on Models 550 and 600 Wheeled (Tier 4A)	1,188 LB		\$4,884.00

**STEIGER 580 HD FOUR WHEEL DRIVE TRACTOR
US PRICE LIST**

**(Ex Works Fargo, ND)
Standard Equipment**

ENGINE:

Case IH 6-cylinder, 24 valve,
turbocharged, aftercooled
Electronic Common Rail Fuel System
Tier 4B SCR Engine Technology
2-Stage Turbo
787 cu. in. (12.9 L)
Horsepower:
580 hp (443 kW)
rated engine at 2100 rpm
478 hp (356 kW)
PTO (factory estimate)
638 hp (476 kW)
maximum engine at 1,900 rpm
2,033 Ft. Lbs. of torque at 1,400 rpm
Power Boost provided when remote
constant flow hydraulics, PTO, or road
transport gears are engaged
Air-induction:
Two stage system with Donaldson
PowerCore™ primary and pleated
secondary elements
Exhaust aspirated integral pre-cleaner
Auxiliary fuel filter
Grid heater
Auxiliary water separator filter
Exhaust: mounted in-line with cab
corner post
Foot operated electronic decelerator
switch
Variable hydraulic fan drive
Constant engine speed control

OPERATOR PROTECTIVE**STRUCTURE:**

CASE IH Deluxe Surveyor™ cab
includes:
132 cubic ft. (3.7 cubic meter)
cab volume
Automatic Temperature Control
(Heater & A/C)
Seat: Case IH cloth Optima™
air suspension seat with adjustable
R.H. 40 degree swivel
Rubber floor mat

OPERATOR PROTECTIVE**STRUCTURE: (continued)**

Adjustable R.H. armrest,
adjustable lumbar support, firmness
and auto weight adjustments,
fore/aft and lateral isolators, back
cushion tilt, swivel, fore/aft
position, and height adjustments
MultiControl handle with
integrated backlighting and thumb
wheel control for setting APM
constant ground speed which also
includes, transmission, throttle,
hydraulic, PTO, hitch control, and
shuttle functions
Steering Wheel: comfort grip, tilt and
telescopic
Self-Canceling turn signals
Windshield wiper/washer:
center front and rear
Elevated foot rest bar
Front and rear sunshades
AM/FM Weather Band Radio with AUX
in Jack including
antenna, wiring, & 6 speakers
Inside rear view mirror, 2 dome lights,
and map light
R.H. swing-out window
R.H. Window Monitor Mounting Bar -
includes universal monitor
mounting brackets and RAM mount
with harness for optional AFS
Pro 700 display.
Coat hook, three cup holders, horn
and 9 auxiliary 12V power outlets
Storage: Tray for laptop computer
space, 1.3 cubic ft. (.04 cubic meter)
compartment w/ removable bin, cooler
storage area, cargo net storage area
L.H. and R.H. upper cab storage areas
L.H. and R.H. frame mounted toolboxes

**STEIGER 580 HD FOUR WHEEL DRIVE TRACTOR
US PRICE LIST**

**(Ex Works Fargo, ND)
Standard Equipment**

INSTRUMENTATION:

All readouts are located in the right hand cab post
Analog display of engine oil pressure, coolant temperature, and fuel level.
Digital display of engine rpm, engine hours, travel speed, transmission gear selection and diesel exhaust fluid level.
Indicator and audible alarm for: filter restriction of hydraulic, transmission and axle lube systems, engine oil press., coolant temp., air intake temp., transmission oil temp., hydraulic oil temp., voltage, brake press., low fuel level, low diesel exhaust fluid level, and engine air filter restriction
Performance Instrumentation -
Provides data on percentage slip, engine % of rated power, gallons per hour and gallons per acre fuel usage, distance traveled, area covered, hydraulic flow control settings with individual timers for each remote valve, detailed service interval information, and electronic End of Row Functions Automatic tractor shutdown Electronic service tool compatible

ACCUGUIDE:

Factory Ready AFS AccuGuide™ (List Price Value \$5,443 USD)
includes steering sensor, electronic steering valve, steering manifold hoses, cab wiring harnesses, antenna wiring harness, antenna / receiver mounting bracket, and hardware
ISO 11783 Implement system connector and rear connecting bracket
AFS Pro 700 Display Ready - accommodates optional AFS Pro 700 display

CAPACITIES:

Diesel Fuel:
455 US gal (1,722 L)
Diesel Exhaust Fluid :
66 US gal (250 L)

ELECTRICAL:

240 amp. alternator,
12 volt electrical system and
24 volt starting system with
2-1,000 CCA low maintenance
batteries
Front Lighting:
2 Adjustable hi/low beam road/work lights
6 Halogen work lights (flood lights)
2 cab roof top turn signal/hazard warning lights
Rear Lighting:
4 adjustable halogen flood work lights on rear fenders
4 adjustable halogen flood work lights on rear cab top
2 tail/brake lights located in rear fender
2 turn signal lights in the rear fender
2 cab roof top turn signal/hazard warning lights
Egress Lighting:
2 Front outer halogen flood work lights
2 Rear cab top halogen flood work lights
2 dome lights.

TRANSMISSION:

16 Speed Full-Powershift - Diesel Saver™ APM, Automatic Productivity Management System.
AutoSkip™ system, 16F and 2R speeds with transport mode.
Start forward movement in 1st thru 8th gear.
Steering column mounted F-N-R
R.H. and L.H. shuttle shift with integral park.

**STEIGER 580 HD FOUR WHEEL DRIVE TRACTOR
US PRICE LIST**

(Ex Works Fargo, ND)

Standard Equipment

BRAKES:

Power internal wet disc brakes on front and rear axles, self-adjusting and self-equalizing

Parking Brake: spring applied, hydraulic release

AXLES:

Pressure lubricated, oil cooled planetary drive

Heavy Duty Wheeled - 18 Bolt Axle
66,000 lb. (29,937 kg) GVW capacity
5.5 in. x 120 in. (127 mm x 3040 mm)

Inboard compound planetary drive bar axle

154 in. (3912 mm) wheelbase
Hydraulic differential lock

DUAL WHEELS AND TIRES

710/70R42 168A8 R-1W

Firestone Radial All Traction DT™

HYDRAULICS:

Pressure flow compensating system:

42 gpm (159 L/min) pump flow

210 bar (3050 psi/21000 kPa)

max. operating pressure

Four remote circuits with ISO

breakaway couplers In-cab electronic

flow controls and timed detents for

raise and lower hydraulic flow

Five selectable functions on all valves.

hydraulic oil spill collectors

HITCH AND DRAWBAR:

Swinging drawbar w/2 in. (51mm)

drawbar pin 6,000 lb. vertical tongue

weight (2,724 kg)

Auto-Pin hammerstrap and safety

chain support

SAFETY EQUIPMENT:

SMV emblem, transport tie down points on front and rear frames, 67.8 cubic ft.

(6.3 cubic meter) of tinted tempered

glass, ROPS, HFC 134A refrigerant,

neutral start system, operator presence

switch, safety seat belt and articulation

locks.

Road lighting meets ASAE spec. and

includes directional signal lights,

4-way flashers, brake lights and

wide machine marker lights

(wheeled tractors only).

L.H. and R.H. manual adjustable wide

Single beacon light

EASY ACCESS GROUND LEVEL**MAINTENANCE:**

Sight gauges for fuel, hydraulic fluid,

transmission fluid, and engine coolant

levels

Cab filter, engine oil level, batteries,

articulation pivot lubrication points

Rearward pivoting, rear hinged tilt hood

Lockdown capability of front grill screen,

transmission/hydraulic fill, fuel tank

**STEIGER 580 HD FOUR WHEEL DRIVE TRACTOR
US PRICE LIST**

(Ex Works Fargo, ND)
Standard Equipment

* * * * *
* * * * *

SCRAPER VERSIONS INCLUDE:

TRANSMISSION:

Tractor is programed to start up
in 2nd gear
Back up alarm

CAB:

Seat tie strap
Cab is ROPS/FOPS certified

HITCH:

Scraper drawbar
High clearance hanger with scraper
quick hitch drawbar and tow cable
20,000 lb. vertical tongue weight
capacity

PTO:

Scraper tractors can only be ordered
with a PTO if they have an ag drawbar

HYDRAULICS:

High capacity hydraulics 57 GPM (216
LPM)

Four electro-hydraulic remote valves
standard. The electro-hydraulic system
used on the tractors is designed to
work in conjunction with GPS/laser
controlsystems

WHEELS AND TIRES:

710/70R42 168A8 R-1W
Firestone Radial All Traction DT™
Valve steam protection

LIGHTING:

Dual beacon lights

* * * * *
* * * * *

**STEIGER 580 HD FOUR WHEEL DRIVE TRACTOR
US PRICE LIST**

(Ex Works Fargo, ND)
Models

COMMERCIAL MODEL	VERSION	ENGINE POWER	Weight	List Price
STEIGER 580	Heavy Duty	580HP	40,000 LB	\$421,541.00
STEIGER 580	Wheeled Scraper	580HP	40,000 LB	\$455,630.00

Factory Supplied Options

Order Code	Description	Weight	Factory Data	List Price
------------	-------------	--------	--------------	------------

OPERATOR STRUCTURE

SD T9200 OPERATOR STRUCTURE #1

420001	STANDARD CAB See standard features for a full list of features.			No Charge
420002	Deluxe Cab Includes all features listed in standard features plus the following: Cloth Heated Seat Cloth Instructors Seat Electric Armrest Adjustment Business Band Radio Antenna Ready Roof Mount Electric Mirrors			\$1,851.00
449059	LUX PERFORMANCE CAB Includes all features listed in standard features plus the following: **CAB SUSPENSION** Carpet Red leather **POSITIVE RESPONSE** heated and ventilated seat Slide out lower cushion with height and length adjustment Red leather instructional seat 3 front and 1 rear wiper Electric Armrest Adjustment Deceleration pedal Business Band Radio Antenna Ready with Roof Mount Electric Adjustment roof mounted mirrors Performance radio with the following features: AM/FM/WB and Satellite Radio Ready, CD player, USB input Jack, Aux input Jack A-Post Monitor Mount			\$10,770.00

**STEIGER 580 HD FOUR WHEEL DRIVE TRACTOR
US PRICE LIST**

(Ex Works Fargo, ND)

WORK LIGHTING

SD_T8706 HID LIGHTS

	XT8706X	Standard less HID lights		No Charge
	420695	Front & Rear HID lights-4 HID For Models 500, 540, 580, 620 High Power wheeled tractors 4 HID Lights replaces std halogen lights - 2 HID Lights in front grill - 2 HID Lights on rear fenders		\$2,622.00
	420696	Front & Rear HID lights-10 HID For Models 500, 540, 580 and 620 High Power wheeled tractors 10 HID Lights replaces std halogen lights - 6 HID Lights in front grill - 4 adjustable rear fender-mounted HID Lights.		\$4,884.00

SD_T9175 WORK LIGHTS - HID

	XT9175X	Less HID work lights		No Charge
	420927	HID cab roof worklight package 360 Degree Lighting 4 HID cab roof work lights Two rear side cab mounted roof trapezoidal HID lights mounted on each side of the cab. Two of the lights may be moved to lower front of cab roof if desired. Can be used with code 449344 or 449345 or 420695 or 420696 front and rear HID lights.		\$1,869.00

BEACON LIGHTING

SD_T9145 ROTARY BEACON

For Heavy Duty Only

	420025	Single beacon light Mounting bracket installed at the factory, light shipped in cab for dealer installation.		No Charge
	420099	Dual beacon light Standard on all scraper tractors Mounting brackets installed at the factory, lights shipped in cab for dealer installation.		
		if VERSION is Wheeled Scraper		No Charge
		if VERSION is Heavy Duty		\$786.00

DISPLAY MOUNTING

SD_T7619 RH MONITOR/MOUNTING

	429321	RH window bar display ready With Ram mount and wiring harness		No Charge
--	--------	---	--	-----------

**STEIGER 580 HD FOUR WHEEL DRIVE TRACTOR
US PRICE LIST**

(Ex Works Fargo, ND)

	429322	RH window bar w/large display Includes window Ram mount, AFS Pro 700, window harness and window bar	\$5,083.00
	429352	RH armrest w/large display RH armrest mount, and AFS Pro 700 Also includes window mount, window harness, and window bar	\$5,322.00

PRECISION FARMING

AUTOGUIDANCE READY

SD T9210 AUTOGUIDANCE

	420782	Factory guidance ready Includes steering sensor, electronic steering valve, auto guidance disengage switch, steering manifold hoses, cab wiring harness, hardware, auto guidance AFS decals.	No Charge
	429314	AG Ready w/Nav II controller Includes Auto Guidance Ready (420782), Navigation II Controller	\$5,408.00
	429367	Nav II w 372 Rec WAAS Incudes Auto Guidance Ready, Navigation II Controller, 372 GPS Receiver with WASS, EGNOS, and VBS. Pro 700 Monitor is not included.	\$8,653.00
	429368	Nav II w372 RecHP/XP/GLNS/WAAS Includes Auto Guidance Ready (420782), Navigation II Controller, 372 GPS Receiver with WASS, EGNOS, and VBS Pro 700 Monitor is not included.	\$11,153.00

ENGINE

STARTING AID

SD T1938 WEATHER PACK

	XT1938X	Standard without cold start Grid heater is standard equipment	No Charge
	420814	Cold weather starting aid pkg Consists of 120V, 1500W engine block coolant heater and transmission oil heat maintainer.	\$453.00

TRAILER BRAKES

TRAILER BRAKES

SD T7130 TRLR BRK VLV

	XT7130X	No hydraulic trailer brakes	No Charge
--	---------	-----------------------------	-----------

**STEIGER 580 HD FOUR WHEEL DRIVE TRACTOR
US PRICE LIST**

(Ex Works Fargo, ND)

	420514	Hydraulic trailer brake Recommended for Large Tow behind Implements, Grain Carts, and Slurry Tankers NOTE: Cannot be ordered with 5 remotes (420403) Cannot be ordered with three point hitch (420504) or (424265)		\$1,394.00
--	--------	--	--	------------

HITCH

HITCH AND DRAWBAR

SD T8960 3 - POINT LINKAGE-REAR

	420501	Standard drawbar 6,000lb. Static vert. tongue weight capacity 370, 420, 470, 500, 540 and 580 HP with HD axles.		
		if VERSION is Heavy Duty		No Charge
		if ENGINE POWER is 580HP and VERSION is Wheeled Scraper		(\$5,970.00)
	420504	High capacity drawbar Ag without 3 pt Hitch (2" drawbar pin diameter with 11,000 lb. vertical tongue weight capacity) Ground clearance 19.6" width 5" thickness 2.5" pin size 2"		
		if VERSION is Wheeled Scraper		(\$3,147.00)
		if ENGINE POWER is 580HP and VERSION is Heavy Duty		\$2,823.00
	420506	Three point hitch Cat IV - N Elec 3-pt Hitch 20,000 lb. lift capacity, Convertible to Cat III with 2" diameter drawbar pin and 11,000 vertical tongue weight capacity Ground clearance 19.6" width 5" thickness 2.5" pin size 2" Requires 420823 - True ground speed sensor Must order 84265017- Kit, CAT 4 Quick Coupler Conversion from Parts Supplied to go from CAT 4 to CAT 3		
		if VERSION is Wheeled Scraper		\$19,192.00
		if ENGINE POWER is 580HP and VERSION is Heavy Duty		\$25,162.00

**STEIGER 580 HD FOUR WHEEL DRIVE TRACTOR
US PRICE LIST**

(Ex Works Fargo, ND)

424264	<p>Cat 5 Drawbar L/TPH without three point hitch (2.75" drawbar pin diameter with 15,000 lb. vertical tongue weight capacity) For 500, 540, 580, 620 Models Ground clearance 19.6" width 5" thickness 3" pin size 2.75" Must order 47477445- Cat 5 to 4 Conversion kit from Parts Supplied to go from CAT 5 to CAT 4 drawbar</p>		
	if VERSION is Wheeled Scraper		(\$2,155.00)
	if ENGINE POWER is 580HP and VERSION is Heavy Duty		\$3,815.00
424265	<p>Cat 5 Drawbar W/TPH with three point hitch 2.75" drawbar pin 20,000lb lift capacity For 500, 540, 580, 620 Models Ground clearance 19.6" width 5" thickness 3" pin size 2.75" Requires 420823 - True ground speed sensor Must order 47477445- Cat 5 to 4 Conversion kit from Parts Supplied to go from CAT 5 to CAT 4 drawbar</p>		
	if VERSION is Wheeled Scraper		\$20,855.00
	if ENGINE POWER is 580HP and VERSION is Heavy Duty		\$26,825.00
Scraper Only			
420681	<p>Scraper Drawbar w Tow Cable Quick attach high clearance hitch scraper drawbar Includes tow cable (20,000 LB. load vertical tongue weight capacity) Not necessary to select Tow Cable option 420816 or 420845 Not compatible with PTO#</p>		No Charge

HYDRAULICS

SD T8270 REAR REMOTES

420402	<p>4_electric remotes Electronic control actuation In-cab electronic flow controls with selectable functions Includes 4 paddles (for #1 - 4, #1 on Multi-Function Handle)</p>		No Charge
424825	<p>4 Spool 3/4 in coupler with 3/4 in. couplers and Trailer Brake Electronic control actuation No valve feathering For SCRAPER versions only</p>		\$588.00

**STEIGER 580 HD FOUR WHEEL DRIVE TRACTOR
US PRICE LIST**

(Ex Works Fargo, ND)

	424826	6_electric remotes Electronic control actuation In-cab electronic flow controls with selectable functions Includes 6 paddles Not compatible with 3pt Hitch		\$3,485.00
	424827	Eight electric remotes Electronic control actuation In-cab electric flow controls with selectable functions with four paddle controls and joystick Available on tractors WITHOUT 3pt Hitch Not compatible with 3pt Hitch on 370, 420, 470, 500 Wheeled		\$6,969.00

HYDRAULIC PUMP

SD T8220 HYDRAULIC PUMP

	420301	Hydraulic pump, standard 40 gpm (151L /min) flow only on 370 model 42 gpm (159L/min) flow on 420, 470, 500, 540, 580 & 620 models		
		if VERSION is Heavy Duty		No Charge
		if VERSION is Wheeled Scraper		(\$2,612.00)
	420302	Hydraulic pump, high capacity 55 gpm (208L /min) flow only on 370 model 57 gpm (216L/min) flow 420, 470, 500, 540, 580 & 620 models		
		if VERSION is Wheeled Scraper		No Charge
		if VERSION is Heavy Duty		\$2,612.00

SD T8276 PARALLEL FLOW HYDRA

	XT8276X	Std Less High-Flow Hyd		No Charge
	429176	2 pumps Twin Flow Setting from factory hydraulic flow is supplied for left hand side hydraulic remotes by main pump and right hand side remotes are supplied by secondary pump Twin flow can be converted to Parrallel Flow, where all hydraulic flow is supplied to all remote valves equally by both pumps. Parrallel Flow conversion kit is shipped with the tractor from the factory (in cab) For 370 model additional 53 gpm with 1/2 in. ISO Couplers. For 420, 470, 500, 540, 580, and 620 models additional 56 gpm with 1/2 in. ISO Couplers. Available with/without 3 pt. Hitch and PTO Can be ordered with 420301 or 420302 (Hydraulic Pump)		\$9,037.00

POWER BEYOND

SD T8275 POWER BEYOND COUPLE

	XT8275X	Std less power beyond		No Charge
--	---------	-----------------------	--	-----------

**STEIGER 580 HD FOUR WHEEL DRIVE TRACTOR
US PRICE LIST**

(Ex Works Fargo, ND)

	420828	Power beyond supply and return Motor return with 2 hydraulic 3/4 in. couplers and hose tips. - Hydraulic Supply - Hydraulic Return - Load Sensing Signal - Hydraulic Motor Case Drain		\$524.00
--	--------	---	--	----------

PTO

SD T8010 PTO

	420600	No PTO		No Charge
	420601	1000 RPM Independent PTO Power Take - Off 1.75 in (44.5mm) shaft		\$14,603.00

AXLE

SD T5900 FRONT REAR 4WD AXLE

	424824	High CapBar w/ diff lock Includes hydraulic differential lock		No Charge
--	--------	---	--	-----------

SINGLE WHEELS AND TIRES

SD T4940 FRONT WHEELS AND TIRES

	XT4940X	No singles ordered		No Charge
--	---------	--------------------	--	-----------

DUAL WHEELS AND TIRES

SD T4942 DUAL TIRES

	XT4942X	No duals		No Charge
Scraper only Firestone R1W				
	9708950	650/85R38 173A8 R1W FI Firestone Radial Deep Tread 23° with 10 in. spacers For SCRAPER use only		(\$984.00)
	9712150	710/70R42 166A8/B R1W FI Firestone Radial All Traction DT™ with 10 in. spacers For SCRAPER use only		No Charge

**STEIGER 580 HD FOUR WHEEL DRIVE TRACTOR
US PRICE LIST**

(Ex Works Fargo, ND)

Ag and Scraper Firestone R1W				
	9706450	710/70R42 168B R-1W FI Firestone Radial All Traction DT™ with 13 in. spacers For AG and SCRAPER use		No Charge
	9706550	IF710/70R42 179B R1W FI Firestone Radial All Traction DT™ with 13 in. spacers For AG and SCRAPER use		\$8,465.00
Ag use only Firestone R1W				
	9706850	800/70R38 173A8 R-1W FI Firestone Radial Deep Tread 23° with 5 and 15 in. spacers For AG use only		\$6,595.00
Ag and scraper Goodyear R1W				
	9710840	620/70R42 166A8 R-1W GY Goodyear DT820™ HD Radial For AG use only on models 370, 420, 580, and 620 For AG and SCRAPER use use on models 470 and 540		\$1,919.00
	9706340	710/70R42 173A8 R-1W GY Goodyear DT824 OPTITRAC™ Radial with 13 in. spacers For AG and SCRAPER use		\$2,638.00
Scraper only Goodyear R1W				
	9709040	650/85R38 173A8 R1W GY Goodyear DT820™ Radial with 10 in. spacers For SCRAPER use only		(\$20.00)
	9712140	710/70R42 173A8/B R1W GY-10 SP Goodyear DT820™ HD Radial with 10 in. spacers For SCRAPER use only		\$6,510.00
Goodyear Tires R1W Tread				
	9711240	710/70R42 173A8 R1W GY Goodyear DT820™ HD Radial with 13 in. spacers For AG and SCRAPER use		\$6,917.00
Ag use only Goodyear R1W				
	9728440	800/70R38 173A8 R1W GY Goodyear Deep Tread 830 OPTITRAC™ Radial with 5 inch and 15 inch spacers For AG use only		\$7,615.00
	9706744	800/70R38 173 A8 R1W GY Goodyear DT924™ Radial with 5 inch and 15 inch spacers For AG use only		\$9,423.00

**STEIGER 580 HD FOUR WHEEL DRIVE TRACTOR
US PRICE LIST**

(Ex Works Fargo, ND)

Ag and scraper Michelin R1W			
	9709430	650/85R38 173A8 R1W MI Michelin Machxbib® Radial with 10 in. spacers For AG and SCRAPER use	\$9,420.00
	9706530	710/70R42 173A8 R1W MI Michelin MachXbib® Radial with 13 in. spacers For AG and SCRAPER use	\$15,348.00
	9706630	IF710/70R42 179D R1W MI Michelin Axiobib® Radial with 5 inch and 15 inch spacers For AG and SCRAPER use	\$20,061.00
Scraper only Michelin R1W			
	9712130	710/70R42 173A8/B R1W MI-10 SP Michelin MachXbib® Radial with 10 in. spacers For SCRAPER use only Removed from Ag version 4/2/12 Use Option 9706530 w 13in spacers	\$15,348.00
Ag use only Michelin R1W			
	9709530	800/70R38 173A8 R1W MI Michelin Machxbib® Radial with 5 and 15 in. spacers For AG use only	\$21,798.00
	9706830	IF800/70R38 179 R1W MI Michelin Axiobib® Radial with 5 and 15 in. spacers For AG use only	\$41,357.00
TRIPLE OUTER WHEELS AND TIRES			
SD_T4943 TRIPLE TIRES AND WHEELS			
	XT4943X	No triple selection. All Triple Tires include 28 in. spacers	No Charge
Firestone Tires R1 Tread			
	9707950	520/85R42 157A8 R-1 FI Firestone Radial All Traction™ 23° For AG use only	\$463.00
Firestone Tires R1W Tread			
	9708250	520/85R42 157 A8 R-1W FI Firestone Radial Deep Tread 23° For AG use only	\$6,283.00

**STEIGER 580 HD FOUR WHEEL DRIVE TRACTOR
US PRICE LIST**

(Ex Works Fargo, ND)

	9707650	520/85R46 158 R-1W FI Firestone Radial Deep Tread 23° For AG use only		\$11,764.00
Goodyear Tires R1W Tread				
	9707540	520/85R46 158A8 R-1W GY Goodyear Super Traction™ Radial For AG use only		\$10,913.00
Michelin Tires R1W Tread				
	9707830	520/85R42 155A8 R-1W MI Michelin Agribib® Radial For AG use only		\$11,592.00
	9728450	520/85R46 R1W MI Michelin Agribib® Radial For AG use only		\$23,373.00

OTHER EQUIPMENT

SD T9840 COUNTRY CONFIGURATION

	420701	North American English		No Charge
	420702	French Canadian		No Charge
	420705	Spanish		No Charge

ENGINE

SD T1933 COMPRESSION ENGINE

	XT1933X	No compression brake		No Charge
	429179	Engine compression brake Includes control system and factory installed engine brake. Recommended for large tow behind Implements, grain carts and slurry tankers		\$4,200.00

BALLAST

SD T4980 BALLAST PACKAGE

	XT4980X	Standard no ballast package		No Charge
For 3 PT and PTO Use				
	449479	BALLAST PKG 9122lbs Total weight: 9122lb / 4146kg For TPH and PTO Use, 60/40 weight split Recommended for Dual 710/70R42 / 13" spacers 110lbs per horsepower for 580 105lbs per horsepower for 620 Includes: FRONT WEIGHT ASSY+22 SUITCASE WEIGHTS 1800# FRONT WHEEL WEIGHT 1800# REAR WHEEL WEIGHT (900 lbs/WHEEL)		\$14,705.00

**STEIGER 580 HD FOUR WHEEL DRIVE TRACTOR
US PRICE LIST**

(Ex Works Fargo, ND)

For Drawbar Use Only			
449480	BALLAST PKG 11867lbs Total weight: 11,867lb / 5,394kg For Drawbar use only (no TPH), 55/45 weight split Recommended for Dual 800/70R38 / 5&13" spacers for 580 or Dual 710/70R42 / 13" spacers for 620 110lb per horsepower for 580 105lb per horsepower for 620 Includes: FRONT WEIGHT ASSY (No Suitcase Weights) (HP Frame) 5400# REAR WHEEL WEIGHT REAR WEIGHT ASSY+14 SUITCASE WEIGHTS		\$19,130.00
449481	BALLAST PKG 12867lbs Total weight: 12,867lb / 5,849kg For Drawbar use only (no TPH), 55/45 weight split Recommended for Dual 710/70R42 / 13" spacers for 580 or Dual 800/70R38 / 5&13" spacers for 620 110lb per horsepower for 580 105lb per horsepower for 620 Includes: FRONT WEIGHT ASSY+10 SUITCASE WEIGHTS (HP Frame) 5400# REAR WHEEL WEIGHT REAR WEIGHT ASSY+14 SUITCASE WEIGHTS		\$20,742.00
For Scrapers Only			
449482	BALLAST PKG 12322lbs Total weight: 12,322lb / 5,601kg For Scraper Use, 65/35 weight split Recommended for Dual 710/70R42 / 13" spacers 110lbs per horsepower for 580 105lbs per horsepower for 620 Includes: FRONT WEIGHT ASSY+22 SUITCASE WEIGHTS 5000# FRONT WHEEL WEIGHT (2X 1600 lbs., 2X 900 lbs.) 1800# REAR WHEEL WEIGHT (900 lbs/WHEEL)		\$19,863.00
FRONT BALLAST			
SD_T2150 FRONT BALLAST			
XT2150X	Standard less front ballast		No Charge
449067	Front Grill Guard Required when using a tow cable without a front bumper casting or front weight frame. For 500, 540, 580, and 620 For ag use only		\$869.00
449068	Front Bumper Weight For 500, 540, 580, and 620 1629 lbs.		\$2,371.00

**STEIGER 580 HD FOUR WHEEL DRIVE TRACTOR
US PRICE LIST**

(Ex Works Fargo, ND)

	394009	Front Weight Carrier For 500, 540, 580, and 620 3313 lbs.		\$4,824.00
	330227	Front Carrier w/10x100lb wts Includes 10 x 100lb suitcase weights For 500, 540, 580, and 620 4313 lbs.		\$6,280.00
	335009	Front Carrier w/22x100lb wts Includes 22 x 100lb suitcase weights For 500, 540, 580, and 620 5513 lbs.		\$8,027.00

SD T4960 WHEEL WEIGHTS

	X49601X	L/Wheel Weights		No Charge
	449073	Front wheel weights - 1800 lb 2qty 900lb, 18-bolt		\$2,621.00
	449076	Front wheel weights - 3200 lb 2qty 1600lb, 18-bolt		\$4,659.00
	449077	Front wheel weights - 3600 lb 4qty 900lb, 18-bolt		\$5,242.00
	449343	5000 LBS/FRONT AXLE 449343 For 580 and 620: 2qty 900lb and 2qty 1600lb, 18-bolt Hub		\$7,280.00
	449080	Front wheel weights - 5400 lb 6qty 900lb, 18-bolt		\$7,862.00
	449082	Front wheel weights - 6400 lb 4qty 1600lb, 18-bolt		\$9,318.00
	449083	Front wheel weights - 6800 lb 4qty 900lb and 2qty 1600lb, 18-bolt		\$9,901.00
	449084	Front wheel weights - 7200 lb 8qty 900lb, 18-bolt		\$10,483.00
	449085	Front wheel weights - 8200 lb 2qty 900lb and 4qty 1600lb, 18-bolt		\$11,939.00
	449086	Front wheel weights - 8600 lb 6qty 900lb and 2qty 1600lb, 18-bolt		\$12,522.00
	449087	Front wheel weights - 10000lb 4qty 900lb and 4qty 1600lb, 18-bolt		\$14,560.00

OTHER OPTIONS

SD T5201 BACK-UP ALARM

	XT5201X	Standard less backup alarm		No Charge
	420824	Backup warning alarm		
		if VERSION is Wheeled Scraper		No Charge
		if VERSION is Heavy Duty		\$228.00

**STEIGER 580 HD FOUR WHEEL DRIVE TRACTOR
US PRICE LIST**

(Ex Works Fargo, ND)

SD_T5202 TOW CABLE

	XT5202X	Standard less tow cable		No Charge
	420816	Tow cable for HD tractor Extends to front of tractor NOTE: Tow Cable requires tractor be equipped with Front Bumper Weight (449114 or 449068) / Front Weight Frame (449115 or 394009) / Front Grill Guard (449095 or 449067)		\$2,623.00

SD_T7581 RADAR

	XT7581X	Std less ground speed sensor		No Charge
	420823	True ground speed sensor Provides radar measurement of ground speed to aid in accurate application of chemicals and other speed sensitive operations. (Required to monitor fuel usage, area covered, fuel usage per acre, area covered per hour, distance covered, distance covered per minute, slip control and slip limit control)		\$807.00

TIRE BRAND PREFERENCE

SD_T8512 TIRE BRAND CHOICE

	420990	No tire brand preference A tire from existing tire inventory will be installed. This could include the selection you made in Single/Dual/Triples sections, or the same tire size in Firestone, Goodyear, Titan, Continental/Mitas, or Michelin. Actual tire installed will be invoiced. Availability of brands vary by size.		No Charge
	429995	Tire brand preference Tire brands are subject to availability. If the Tire Brand Preference code is ordered, the plant will install the brand selected.		\$1,764.00

REAR BALLAST

SD_T4961 REAR BALLAST

	XT4961X	Standard less rear ballast		No Charge
	449088	Rear wheel weights - 1800 lb 2qty 900lb, 18-bolt		\$2,621.00
	449090	Rear wheel weights - 3200 lb 2qty 1600lb, 18-bolt		\$4,659.00
	449091	Rear wheel weights - 3600 lb 4qty 900lb, 18-bolt		\$5,242.00
	449092	5000 LBS/REAR AXLE 449092 For 580 and 620: 2qty 900lb and 2qty 1600lb, 18-bolt hub		\$7,280.00

**STEIGER 580 HD FOUR WHEEL DRIVE TRACTOR
US PRICE LIST**

(Ex Works Fargo, ND)

	449094	Rear wheel weights - 5400 lb 6qty 900lb, 18-bolt		\$7,862.00
	449096	Rear wheel weights - 6400 lb 4qty 1600lb, 18-bolt		\$9,318.00
	449097	Rear wheel weights - 6800 lb 4qty 900lb and 2qty 1600lb, 18-bolt		\$9,901.00
	449098	Rear wheel weights - 7200 lb 8qty 900lb, 18-bolt		\$10,483.00
	449099	Rear wheel weights - 8200 lb 2qty 900lb and 4qty 1600lb, 18-bolt		\$11,939.00
	449100	Rear wheel weights - 8600 lb 6qty 900lb and 2qty 1600lb, 18-bolt		\$12,522.00
	449101	Rear wheel weights - 10000lb 4qty 900lb and 4qty 1600lb, 18-bolt		\$14,560.00

SD_T4982 REAR WEIGHT SUPPORT

	XT4982X	Std no rear weight bracket		No Charge
	429305	Rear weight frame only For 500, 540, 580, 620 wheel models only Holds up to 22 suit case weights 1700 lbs		\$2,475.00
	449070	Rear weight frame W/14 WTs For 500, 540, 580, and 620 Rear Weight Frame + 14 suitcase weights 3100 lbs.		\$4,514.00
	449071	Rear weight frame W/28 WTs For 500, 540, 580, and 620 Rear Weight Frame + 28 suitcase weights 4500 lbs.		\$6,552.00

**STEIGER 580 HD FOUR WHEEL DRIVE TRACTOR
US PRICE LIST**

(Ex Works Fargo, ND)

Factory Supplied Attachments

Order Code	Description	Weight	List Price
Ballast Weight Kits			
84146958	900 LB Wheel Weights 2 weights for each	1,958 LB	\$1,915.00
84146959	1600 LB Wheel Weights 2 weights for each	3,198 LB	\$3,405.00
84147106	Front Weight Bracket On Models 500, 540, 580 and 620 Wheeled And on Models 500, 550 and 600 Wheeled (Tier 4A) Casting does not include weights 3160 lbs	3,251 LB	\$6,805.00
84147191	Rear Weight Frame For Models 500, 540, 580 and 620 Wheeled models And for Models 500, 550 and 600 Wheeled models (Tier 4A)	1,740 LB	\$3,402.00
84147353	Front BumperCasting On Models 500, 540, 580 and 620 Wheeled And on Models 500, 550 and 600 Wheeled (Tier 4A) 1600 lbs	1,570 LB	\$3,405.00
84312306	100lb(45 kgs) Suitcase wght 1qty	100 LB	\$202.00
84335744	500 LB Wheel Weights 2 weights for each	1,000 LB	\$1,064.00
84335746	1000 LB Wheel Weights 2 weights for each	1,958 LB	\$2,128.00
Electrical and Cab Kits			
84151011	RH Window Monitor Mount Kit	4 LB	\$317.00
84299370	Back Up Alarm Kit	26 LB	\$235.00
84302098	Decel Pedal Kit	22 LB	\$347.00
84303625	Business Band Antenna Cable	4 LB	\$152.00
84312991	Electric Mirrors Kit	44 LB	\$1,233.00
84313028	CIH Instructional Seat Kit - Cloth	15 LB	\$514.00
84313734	"A" Post Monitor Mount Kit	11 LB	\$154.00
84319907	RH Window Bar Display Ready For Pro 600/700 Includes harness and monitor mount	11 LB	\$317.00
84420722	Lower Front Wiper Kit	44 LB	\$552.00
Hydraulic Kits			
84366432	Auxillary Pump Drive Kit Required with Twin/Parrallel Flow Option without PTO	211 LB	\$2,467.00
84159461	TwinFlow Hydraulic System Large Frame	55 LB	\$10,841.00
Lighting Kits			
84156115	Rear Flood HID Kit 2 rear facing High Output Flood Lamps, mounted on the rear fenders, Outer position. Tier 4A only	13 LB	\$1,504.00

**STEIGER 580 HD FOUR WHEEL DRIVE TRACTOR
US PRICE LIST**

(Ex Works Fargo, ND)

	84156118	Rear Trapezoidal HID KIT 2 rear facing High Output Trapezoidal Lamps, mounted on the rear fenders, Inner position. Tier 4A only	13 LB	\$1,430.00
	84303648	360 Degree Lighting Kit 2 HID lights for each side of the cab roof top.	33 LB	\$1,869.00
	84305363	High Intensity Discharge (HID) lighting Lighting Kit, Contains 2 Halogen worklamp assemblies. Each assembly contains 1 HID lamp and ballast. For Models 500, 540, 580 and 620 Wheeled. And for Models 500, 550, and 600 Wheeled. (Tier 4A)	17 LB	\$1,556.00
	84305400	High Intensity Discharge Lighting (HID) Lighting Kit, Contains 1 worklamp assemblies. Each assembly contains 3 HID Lamps and Ballasts. For Models 500, 540, 580 and 620 Wheeled. And for Models 500, 550, and 600 Wheeled. (Tier 4A)	17 LB	\$2,193.00
	84303666	Marker Light Kit - NAO	88 LB	\$641.00
	47534809	KIT, REAR HID FLOOD LIGHTS 2 rear facing High Output Flood Lamps, mounted on the rear fenders, Outer position. Tier 4B	13 LB	\$1,504.00
	47534810	KIT, HID REAR TRAPEZOIDAL LIGHTS 2 rear facing High Output Trapezoidal Lamps, mounted on the rear fenders, Inner position. Tier 4B	13 LB	\$1,430.00

Other Equipment

	84306032	Fire Extinguisher Kit	46 LB	\$205.00
--	----------	-----------------------	-------	----------

3 Point Hitch and Drawbar Kits

	84377441	Three Point Kit Field Installed High HP On Models 500, 540, 580 and 620 Wheeled (Tier 4B) and 500, 550 and 600 Wheeled (Tier 4A)	3,203 LB	\$24,366.00
--	----------	--	----------	-------------

PTO Kits

	84366438	PTO Kit - Large Frame On Models 500, 540, 580 and 620 Wheeled and on Models 500, 550 and 600 Wheeled (Tier 4A)	1,034 LB	\$15,187.00
--	----------	--	----------	-------------

Tow Cable Kits

	47464175	KIT, Grill Protection Plate HHP 500, 540, 580, 620 Wheeled 500, 550, 600 Wheeled (Tier 4A) For use without a front bumper or weight frame Includes mounting provision for a Tow Cable kit	121 LB	\$969.00
	47368288	KIT, TOW CABLE Front Tow Cable For all wheeled and Quadtrac models NOT for Rowtrac	411 LB	\$2,702.00

WhlHubs,Spacers&Artic.StopKits

	84335756	Hubs & Wheel Mounting Kit 4.5 in. Axle 4 1/2 Inch Bar Axle (115 MM BAR AXLE)	451 LB	\$3,544.00
--	----------	---	--------	------------

**STEIGER 580 HD FOUR WHEEL DRIVE TRACTOR
US PRICE LIST**

(Ex Works Fargo, ND)

	84360239	Hubs & Wheel Mounting Kit 5.5 in. Axle 4 spacers and 4 hubs On Models 500, 540, 580 and 620 Wheeled And on Models 550 and 600 Wheeled (Tier 4A)	451 LB		\$3,918.00
	84427287	10 in. 18 Bolt Wheel Spacer Kit 4 spacers and 4 hubs On Models 500, 540, 580 and 620 Wheeled And on Models 550 and 600 Wheeled (Tier 4A)	576 LB		\$3,538.00
	84427286	5 in. 18 Bolt Wheel Spacer Kit 4 spacers and 4 hubs On Models 500, 540, 580 and 620 Wheeled And on Models 550 and 600 Wheeled (Tier 4A)	671 LB		\$2,778.00
	84427288	13 in. 18 Bolt Wheel Spacer Kit 4 spacers and 4 hubs On Models 500, 540, 580 and 620 Wheeled And on Models 550 and 600 Wheeled (Tier 4A)	825 LB		\$3,505.00
	84427289	15 in. 18 Bolt Wheel Spacer Kit 4 spacers and 4 hubs On Models 500, 540, 580 and 620 Wheeled And on Models 550 and 600 Wheeled (Tier 4A)	891 LB		\$4,357.00
	84427291	28 in. 18 Bolt Wheel Spacer Kit 4 spacers and 4 hubs On Models 500, 540, 580 and 620 Wheeled And on Models 550 and 600 Wheeled (Tier 4A)	1,188 LB		\$4,884.00

**STEIGER 620 HD FOUR WHEEL DRIVE TRACTOR
US PRICE LIST**

**(Ex Works Fargo, ND)
Standard Equipment**

ENGINE:

Case IH 6-cylinder, 24 valve,
turbocharged, aftercooled
Electronic Common Rail Fuel System
Tier 4B SCR Engine Technology
2-Stage Turbo
787 cu. in. (12.9 L)

Horsepower:

620 hp (462 kW)
rated engine at 2100 rpm

478 hp (356 kW)
PTO (factory estimate)

682 hp (509 kW)
maximum engine at 1,900 rpm

Max torque 2,169 Ft. Lbs. at 1,400 rpm
Power Boost provided when remote
constant flow hydraulics, PTO, or road
transport gears are engaged

Air-induction:

Two stage system with Donaldson
PowerCore™ primary and pleated
secondary elements

Exhaust aspirated integral pre-cleaner

Auxiliary fuel filter

Grid heater

Auxiliary water separator filter

Exhaust: mounted in-line with cab
corner post

Foot operated electronic decelerator
switch

Variable hydraulic fan drive
Constant engine speed control

OPERATOR PROTECTIVE**STRUCTURE:**

CASE IH Deluxe Surveyor™ cab
includes:
132 cubic ft. (3.7 cubic meter)
cab volume

Automatic Temperature Control
(Heater & A/C)

Seat: Case IH cloth Optima™
air suspension seat with adjustable
R.H. 40 degree swivel

OPERATOR PROTECTIVE**STRUCTURE: (continued)**

Rubber floor mat

Adjustable R.H. armrest,
adjustable lumbar support, firmness
and auto weight adjustments,
fore/aft and lateral isolators, back
cushion tilt, swivel, fore/aft
position, and height adjustments

MultiControl handle with
integrated backlighting and thumb
wheel control for setting APM
constant ground speed which also
includes, transmission, throttle,
hydraulic, PTO, hitch control, and
shuttle functions

Steering Wheel: comfort grip, tilt and
telescopic

Self-Canceling turn signals

Windshield wiper/washer:

center front and rear

Elevated foot rest bar

Front and rear sunshades

AM/FM Weather Band Radio with AUX
in Jack including
antenna, wiring, & 6 speakers

Business band radio ready

Inside rear view mirror, 2 dome lights,
and map light

R.H. swing-out window

R.H. Window Monitor Mounting Bar -
includes universal monitor
mounting brackets and RAM mount
with harness for optional AFS
Pro 700 display.

Coat hook, three cup holders, horn
and 9 auxiliary 12V power outlets

Storage: Tray for laptop computer
space, 1.3 cubic ft. (.04 cubic meter)
compartment w/ removable bin, cooler
storage area, cargo net storage area
L.H. and R.H. upper cab storage areas
L.H. and R.H. frame mounted toolboxes

**STEIGER 620 HD FOUR WHEEL DRIVE TRACTOR
US PRICE LIST**

**(Ex Works Fargo, ND)
Standard Equipment**

INSTRUMENTATION:

All readouts are located in the right hand cab post
Analog display of engine oil pressure, coolant temperature, and fuel level.
Digital display of engine rpm, engine hours, travel speed, transmission gear selection and diesel exhaust fluid level.
Indicator and audible alarm for: filter restriction of hydraulic, transmission and axle lube systems, engine oil press., coolant temp., air intake temp., transmission oil temp., hydraulic oil temp., voltage, brake press., low fuel level, low diesel exhaust fluid level, and engine air filter restriction
Performance Instrumentation -
Provides data on percentage slip, engine % of rated power, gallons per hour and gallons per acre fuel usage, distance traveled, area covered, hydraulic flow control settings with individual timers for each remote valve, detailed service interval information, and electronic End of Row Functions Automatic tractor shutdown Electronic service tool compatible

CAPACITIES:

Diesel Fuel:
455 US gal (1,722 L)
Diesel Exhaust Fluid :
66 US gal (250 L)

ACCUGUIDE:

Factory Ready AFS AccuGuide™ (List Price Value \$5,443 USD)
includes steering sensor, electronic steering valve, steering manifold hoses, cab wiring harnesses, antenna wiring harness, antenna / receiver mounting bracket, and hardware

ACCUGUIDE: (Continued)

ISO 11783 Implement system connector and rear connecting bracket
AFS Pro 700 Display Ready - accommodates optional AFS Pro 700 display

ELECTRICAL:

240 amp. alternator,
12 volt electrical system and
24 volt starting system with
2-1,000 CCA low maintenance batteries

Front Lighting:

2 Adjustable hi/low beam road/work lights
6 Halogen work lights (flood lights)
2 cab roof top turn signal/hazard warning lights

Rear Lighting:

4 adjustable halogen flood work lights on rear fenders
4 adjustable halogen flood work lights on rear cab top
2 tail/brake lights located in rear fender
2 turn signal lights in the rear fender
2 cab roof top turn signal/hazard warning lights

Egress Lighting:

2 Front outer halogen flood work lights
2 Rear cab top halogen flood work lights
2 dome lights.

TRANSMISSION:

16 Speed Full-Powershift - Diesel Saver™ APM, Automatic Productivity Management System.
AutoSkip™ system, 16F and 2R speeds with transport mode.
Start forward movement in 1st thru 8th gear.
Steering column mounted F-N-R
R.H. and L.H. shuttle shift with integral park.

**STEIGER 620 HD FOUR WHEEL DRIVE TRACTOR
US PRICE LIST**

**(Ex Works Fargo, ND)
Standard Equipment**

BRAKES:

Power internal wet disc brakes on front and rear axles, self-adjusting and self-equalizing
Parking Brake: spring applied, hydraulic release

AXLES:

Pressure lubricated, oil cooled planetary drive
Heavy Duty Wheeled - 18 Bolt Axle
66,000 lb. (29,937 kg) GVW capacity
5.5 in. x 120 in. (127 mm x 3040 mm)
Inboard compound planetary drive bar axle
154 in. (3912 mm) wheelbase

DUAL WHEELS AND TIRES:

710/70R42 168A8 R-1W
Firestone Radial All Traction DT™

HYDRAULICS:

Pressure flow compensating system:
42 gpm (159 L/min) pump flow
210 bar (3050 psi/21000 kPa) max. operating pressure
Four remote circuits with ISO breakaway couplers In-cab electronic flow controls and timed detents for raise and lower hydraulic flow
Five selectable functions on all valves.
hydraulic oil spill collectors

HITCH AND DRAWBAR:

Swinging drawbar w/2 in. (51mm) drawbar pin 6,000 lb. vertical tongue weight (2724 kg)
Auto-Pin hammerstrap and safety chain support

SAFETY EQUIPMENT:

SMV emblem, transport tie down points on front and rear frames, 67.8 cubic ft. (6.3 cubic meter) of tinted tempered glass, ROPS, HFC 134A refrigerant, neutral start system, operator presence switch, safety seat belt and articulation locks.
Road lighting meets ASAE spec. and includes directional signal lights, 4-way flashers, brake lights and wide machine marker lights (wheeled tractors only).
L.H. and R.H. manual wide external adjustable mirror
Single beacon light

EASY ACCESS GROUND LEVEL

MAINTENANCE:

Sight gauges for fuel, hydraulic fluid, transmission fluid, and engine coolant levels
Cab filter, engine oil level, batteries, articulation pivot lubrication points
Rearward pivoting, rear hinged tilt hood
Lockdown capability of front grill screen, transmission/hydraulic fill, fuel tank

**STEIGER 620 HD FOUR WHEEL DRIVE TRACTOR
US PRICE LIST**

(Ex Works Fargo, ND)
Standard Equipment

* * * * *
* * * * *

SCRAPER VERSIONS INCLUDE:

TRANSMISSION:

Tractor is programed to start up
in 2nd gear
Back up alarm

CAB:

Seat tie strap
Cab is ROPS/FOPS certified

HITCH:

Scraper drawbar
High clearance hanger with scraper
quick hitch drawbar and tow cable
20,000 lb. vertical tongue weight
capacity

PTO:

Scraper tractors can only be ordered
with a PTO if they have an ag drawbar

HYDRAULIC:

High capacity hydraulics 57 GPM (216
LPM)

Four electro-hydraulic remote valves
standard. The electro-hydraulic system
used on the tractors is designed to
work in conjunction with GPS/laser
controlsystems

WHEELS AND TIRES:

710/70R42 168A8 R-1W
Firestone Radial All Traction DT™
Valve steam protection

LIGHTING:

Dual beacon lights

* * * * *
* * * * *

**STEIGER 620 HD FOUR WHEEL DRIVE TRACTOR
US PRICE LIST**

(Ex Works Fargo, ND)

Models

COMMERCIAL MODEL	VERSION	ENGINE POWER	Weight	List Price
STEIGER 620	Heavy Duty	620HP	40,000 LB	\$459,273.00
STEIGER 620	Wheeled Scraper	620HP	40,000 LB	\$496,476.00

Factory Supplied Options

Order Code	Description	Weight	List Price
------------	-------------	--------	------------

OPERATOR STRUCTURE

SD T9200 OPERATOR STRUCTURE #1

	420001	STANDARD CAB See standard features for a full list of features.		No Charge
	420002	Deluxe Cab Includes all features listed in standard features plus the following: Cloth Heated Seat Cloth Instructors Seat Electric Armrest Adjustment Business Band Radio Antenna Ready Roof Mount Electric Mirrors		\$1,851.00
	449059	LUX PERFORMANCE CAB Includes all features listed in standard features plus the following: **CAB SUSPENSION** Carpet Red leather **POSITIVE RESPONSE** heated and ventilated seat Slide out lower cushion with height and length adjustment Red leather instructional seat 3 front and 1 rear wiper Electric Armrest Adjustment Deceleration pedal Business Band Radio Antenna Ready with Roof Mount Electric Adjustment roof mounted morriors Performance radio with the following features: AM/FM/WB and Satellite Radio Ready, CD player, USB input Jack, Aux input Jack A-Post Monitor Mount		\$10,770.00

**STEIGER 620 HD FOUR WHEEL DRIVE TRACTOR
US PRICE LIST**

(Ex Works Fargo, ND)

WORK LIGHTING

SD_T8706 HID LIGHTS

	XT8706X	Standard less HID lights		No Charge
	420695	Front & Rear HID lights-4 HID For Models 500, 540, 580, 620 High Power wheeled tractors 4 HID Lights replaces std halogen lights - 2 HID Lights in front grill - 2 HID Lights on rear fenders		\$2,622.00
	420696	Front & Rear HID lights-10 HID For Models 500, 540, 580 and 620 High Power wheeled tractors 10 HID Lights replaces std halogen lights - 6 HID Lights in front grill - 4 adjustable rear fender-mounted HID Lights.		\$4,884.00

SD_T9175 WORK LIGHTS - HID

	XT9175X	Less HID work lights		No Charge
	420927	HID cab roof worklight package 360 Degree Lighting 4 HID cab roof work lights Two rear side cab mounted roof trapezoidal HID lights mounted on each side of the cab. Two of the lights may be moved to lower front of cab roof if desired. Can be used with code 449344 or 449345 or 420695 or 420696 front and rear HID lights.		\$1,869.00

BEACON LIGHTING

SD_T9145 ROTARY BEACON

For Heavy Duty Only

	420025	Single beacon light Mounting bracket installed at the factory, light shipped in cab for dealer installation.		No Charge
	420099	Dual beacon light Standard on all scraper tractors Mounting brackets installed at the factory, lights shipped in cab for dealer installation.		
		if VERSION is Wheeled Scraper		No Charge
		if VERSION is Heavy Duty		\$786.00

DISPLAY MOUNTING

SD_T7619 RH MONITOR/MOUNTING

	429321	RH window bar display ready With Ram mount and wiring harness		No Charge
--	--------	---	--	-----------

**STEIGER 620 HD FOUR WHEEL DRIVE TRACTOR
US PRICE LIST**

(Ex Works Fargo, ND)

	429322	RH window bar w/large display Includes window Ram mount, AFS Pro 700, window harness and window bar		\$5,083.00
	429352	RH armrest w/large display RH armrest mount, and AFS Pro 700 Also includes window mount, window harness, and window bar		\$5,322.00

PRECISION FARMING

AUTOGUIDANCE READY

SD T9210 AUTOGUIDANCE

	420782	Factory guidance ready Includes steering sensor, electronic steering valve, auto guidance disengage switch, steering manifold hoses, cab wiring harness, hardware, auto guidance AFS decals.		No Charge
	429314	AG Ready w/Nav II controller Includes Auto Guidance Ready (420782), Navigation II Controller		\$5,408.00
	429367	Nav II w 372 Rec WAAS Includes Auto Guidance Ready, Navigation II Controller, 372 GPS Receiver with WASS, EGNOS, and VBS. Pro 700 Monitor is not included.		\$8,653.00
	429368	Nav II w372 RecHP/XP/GLNS/WAAS Includes Auto Guidance Ready (420782), Navigation II Controller, 372 GPS Receiver with WASS, EGNOS, and VBS Pro 700 Monitor is not included.		\$11,153.00

ENGINE

STARTING AID

SD T1938 WEATHER PACK

	XT1938X	Standard without cold start Grid heater is standard equipment		No Charge
	420814	Cold weather starting aid pkg Consists of 120V, 1500W engine block coolant heater and transmission oil heat maintainer.		\$453.00

TRAILER BRAKES

TRAILER BRAKES

SD T7130 TRLR BRK VLV

	XT7130X	No hydraulic trailer brakes		No Charge
--	---------	-----------------------------	--	-----------

**STEIGER 620 HD FOUR WHEEL DRIVE TRACTOR
US PRICE LIST**

(Ex Works Fargo, ND)

	420514	Hydraulic trailer brake Recommended for Large Tow behind Implements, Grain Carts, and Slurry Tankers NOTE: Cannot be ordered with 5 remotes (420403) Cannot be ordered with three point hitch (420504) or (424265)		\$1,394.00
--	--------	--	--	------------

HITCH

HITCH AND DRAWBAR

SD T8960 3 - POINT LINKAGE-REAR

	420504	High capacity drawbar Ag without 3 pt Hitch (2" drawbar pin diameter with 11,000 lb. vertical tongue weight capacity) Ground clearance 19.6" width 5" thickness 2.5" pin size 2"		
		if ENGINE POWER is 620HP		No Charge
		if VERSION is Wheeled Scraper		(\$3,147.00)
	420506	Three point hitch Cat IV - N Elec 3-pt Hitch 20,000 lb. lift capacity, Convertible to Cat III with 2" diameter drawbar pin and 11,000 vertical tongue weight capacity Ground clearance 19.6" width 5" thickness 2.5" pin size 2" Requires 420823 - True ground speed sensor Must order 84265017- Kit, CAT 4 Quick Coupler Conversion from Parts Supplied to go from CAT 4 to CAT 3		
		if VERSION is Wheeled Scraper		\$19,192.00
		if ENGINE POWER is 620HP		\$22,366.00
	424264	Cat 5 Drawbar L/TPH without three point hitch (2.75" drawbar pin diameter with 15,000 lb. vertical tongue weight capacity) For 500, 540, 580, 620 Models Ground clearance 19.6" width 5" thickness 3" pin size 2.75" Must order 47477445- Cat 5 to 4 Conversion kit from Parts Supplied to go from CAT 5 to CAT 4 drawbar		
		if ENGINE POWER is 620HP		\$1,047.00
		if VERSION is Wheeled Scraper		(\$2,155.00)

**STEIGER 620 HD FOUR WHEEL DRIVE TRACTOR
US PRICE LIST**

(Ex Works Fargo, ND)

424265	<p>Cat 5 Drawbar W/TPH with three point hitch 2.75" drawbar pin 20,000lb lift capacity For 500, 540, 580, 620 Models Ground clearance 19.6" width 5" thickness 3" pin size 2.75" Requires 420823 - True ground speed sensor Must order 47477445- Cat 5 to 4 Conversion kit from Parts Supplied to go from CAT 5 to CAT 4 drawbar</p>		
	if VERSION is Wheeled Scraper		\$20,855.00
	if ENGINE POWER is 620HP		\$24,057.00
Scraper Only			
420681	<p>Scraper Drawbar w Tow Cable Quick attach high clearance hitch scraper drawbar Includes tow cable (20,000 LB. load vertical tongue weight capacity) Not necessary to select Tow Cable option 420816 or 420845 Not compatible with PTO#</p>		No Charge

HYDRAULICS

SD_T8270 REAR REMOTES

420402	<p>4_electric remotes Electronic control actuation In-cab electronic flow controls with selectable functions Includes 4 paddles (for #1 - 4, #1 on Multi-Function Handle)</p>		No Charge
424825	<p>4 Spool 3/4 in coupler with 3/4 in. couplers and Trailer Brake Electronic control actuation No valve feathering For SCRAPER versions only</p>		\$588.00
424826	<p>6_electric remotes Electronic control actuation In-cab electronic flow controls with selectable functions Includes 6 paddles Not compatible with 3pt Hitch</p>		\$3,485.00
424827	<p>Eight electric remotes Electronic control actuation In-cab electric flow controls with selectable functions with four paddle controls and joystick Available on tractors WITHOUT 3pt Hitch Not compatible with 3pt Hitch on 370, 420, 470, 500 Wheeled</p>		\$6,969.00

**STEIGER 620 HD FOUR WHEEL DRIVE TRACTOR
US PRICE LIST**

(Ex Works Fargo, ND)

HYDRAULIC PUMP

SD T8220 HYDRAULIC PUMP

	420301	Hydraulic pump, standard 40 gpm (151L /min) flow only on 370 model 42 gpm (159L/min) flow on 420, 470, 500, 540, 580 & 620 models		
		if VERSION is Heavy Duty		No Charge
		if VERSION is Wheeled Scraper		(\$2,612.00)
	420302	Hydraulic pump, high capacity 55 gpm (208L /min) flow only on 370 model 57 gpm (216L/min) flow 420, 470, 500, 540, 580 & 620 models		
		if VERSION is Wheeled Scraper		No Charge
		if VERSION is Heavy Duty		\$2,612.00

SD T8276 PARALLEL FLOW HYDRA

	XT8276X	Std Less High-Flow Hyd		No Charge
	429176	2 pumps Twin Flow Setting from factory hydraulic flow is supplied for left hand side hydraulic remotes by main pump and right hand side remotes are supplied by secondary pump Twin flow can be converted to Parrallel Flow, where all hydraulic flow is supplied to all remote valves equally by both pumps. Parrallel Flow conversion kit is shipped with the tractor from the factory (in cab) For 370 model additional 53 gpm with 1/2 in. ISO Couplers. For 420, 470, 500, 540, 580, and 620 models additional 56 gpm with 1/2 in. ISO Couplers. Available with/without 3 pt. Hitch and PTO Can be ordered with 420301 or 420302 (Hydraulic Pump)		\$9,037.00

POWER BEYOND

SD T8275 POWER BEYOND COUPLE

	XT8275X	Std less power beyond		No Charge
	420828	Power beyond supply and return Motor return with 2 hydraulic 3/4 in. couplers and hose tips. - Hydraulic Supply - Hydraulic Return - Load Sensing Signal - Hydraulic Motor Case Drain		\$524.00

**STEIGER 620 HD FOUR WHEEL DRIVE TRACTOR
US PRICE LIST**

(Ex Works Fargo, ND)

PTO

SD T8010 PTO

	420600	No PTO		No Charge
	420601	1000 RPM Independent PTO Power Take - Off 1.75 in (44.5mm) shaft		\$14,603.00

AXLE

SD T5900 FRONT REAR 4WD AXLE

	424824	High CapBar w/ diff lock Includes hydraulic differential lock		No Charge
--	--------	---	--	-----------

SINGLE WHEELS AND TIRES

SD T4940 FRONT WHEELS AND TIRES

	XT4940X	No singles ordered		No Charge
--	---------	--------------------	--	-----------

DUAL WHEELS AND TIRES

SD T4942 DUAL TIRES

	XT4942X	No duals		No Charge
Scraper only Firestone R1W				
	9708950	650/85R38 173A8 R1W FI Firestone Radial Deep Tread 23° with 10 in. spacers For SCRAPER use only		(\$984.00)
Ag and Scraper Firestone R1W				
	9706450	710/70R42 168B R-1W FI Firestone Radial All Traction DT™ with 13 in. spacers For AG and SCRAPER use		No Charge
	9706550	IF710/70R42 179B R1W FI Firestone Radial All Traction DT™ with 13 in. spacers For AG and SCRAPER use		\$8,465.00
Ag use only Firestone R1W				
	9706850	800/70R38 173A8 R-1W FI Firestone Radial Deep Tread 23° with 5 and 15 in. spacers For AG use only		\$6,595.00

**STEIGER 620 HD FOUR WHEEL DRIVE TRACTOR
US PRICE LIST**

(Ex Works Fargo, ND)

Ag and scraper Goodyear R1W					
	9710840	620/70R42 166A8 R-1W GY Goodyear DT820™ HD Radial For AG use only on models 370, 420, 580, and 620 For AG and SCRAPER use use on models 470 and 540			\$1,919.00
	9706340	710/70R42 173A8 R-1W GY Goodyear DT824 OPTITRAC™ Radial with 13 in. spacers For AG and SCRAPER use			\$2,638.00
Scraper only Goodyear R1W					
	9709040	650/85R38 173A8 R1W GY Goodyear DT820™ Radial with 10 in. spacers For SCRAPER use only			(\$20.00)
Goodyear Tires R1W Tread					
	9711240	710/70R42 173A8 R1W GY Goodyear DT820™ HD Radial with 13 in. spacers For AG and SCRAPER use			\$6,917.00
Ag use only Goodyear R1W					
	9728440	800/70R38 173A8 R1W GY Goodyear Deep Tread 830 OPTITRAC™ Radial with 5 inch and 15 inch spacers For AG use only			\$7,615.00
	9706744	800/70R38 173 A8 R1W GY Goodyear DT924™ Radial with 5 inch and 15 inch spacers For AG use only			\$9,423.00
Ag and scraper Michelin R1W					
	9709430	650/85R38 173A8 R1W MI Michelin Machxbib® Radial with 10 in. spacers For AG and SCRAPER use			\$9,420.00
	9706530	710/70R42 173A8 R1W MI Michelin MachXbib® Radial with 13 in. spacers For AG and SCRAPER use			\$15,348.00
	9706630	IF710/70R42 179D R1W MI Michelin Axiobib® Radial with 5 inch and 15 inch spacers For AG and SCRAPER use			\$20,061.00
Ag use only Michelin R1W					
	9709530	800/70R38 173A8 R1W MI Michelin Machxbib® Radial with 5 and 15 in. spacers For AG use only			\$21,798.00

**STEIGER 620 HD FOUR WHEEL DRIVE TRACTOR
US PRICE LIST**

(Ex Works Fargo, ND)

	9706830	IF800/70R38 179 R1W MI Michelin Axiobib® Radial with 5 and 15 in. spacers For AG use only		\$41,357.00
--	---------	---	--	-------------

TRIPLE OUTER WHEELS AND TIRES

SD T4943 TRIPLE TIRES AND WHEELS

	XT4943X	No triple selection. All Triple Tires include 28 in. spacers		No Charge
--	---------	--	--	-----------

Firestone Tires R1 Tread

	9707950	520/85R42 157A8 R-1 FI Firestone Radial All Traction™ 23° For AG use only		\$463.00
--	---------	---	--	----------

Firestone Tires R1W Tread

	9708250	520/85R42 157 A8 R-1W FI Firestone Radial Deep Tread 23° For AG use only		\$6,283.00
--	---------	--	--	------------

	9707650	520/85R46 158 R-1W FI Firestone Radial Deep Tread 23° For AG use only		\$11,764.00
--	---------	---	--	-------------

Goodyear Tires R1W Tread

	9707540	520/85R46 158A8 R-1W GY Goodyear Super Traction™ Radial For AG use only		\$10,913.00
--	---------	---	--	-------------

Michelin Tires R1W Tread

	9707830	520/85R42 155A8 R-1W MI Michelin Agribib® Radial For AG use only		\$11,592.00
--	---------	--	--	-------------

	9728450	520/85R46 R1W MI Michelin Agribib® Radial For AG use only		\$23,373.00
--	---------	---	--	-------------

OTHER EQUIPMENT

SD T9840 COUNTRY CONFIGURATION

	420701	North American English		No Charge
	420702	French Canadian		No Charge
	420705	Spanish		No Charge

ENGINE

SD T1933 COMPRESSION ENGINE

	XT1933X	No compression brake		No Charge
--	---------	----------------------	--	-----------

**STEIGER 620 HD FOUR WHEEL DRIVE TRACTOR
US PRICE LIST**

(Ex Works Fargo, ND)

		429179	Engine compression brake Includes control system and factory installed engine brake. Recommended for large tow behind Implements, grain carts and slurry tankers		\$4,200.00
--	--	--------	--	--	------------

BALLAST

SD T4980 BALLAST PACKAGE

		XT4980X	Standard no ballast package		No Charge
--	--	---------	-----------------------------	--	-----------

For 3 PT and PTO Use

		449479	BALLAST PKG 9122lbs Total weight: 9122lb / 4146kg For TPH and PTO Use, 60/40 weight split Recommended for Dual 710/70R42 / 13" spacers 110lbs per horsepower for 580 105lbs per horsepower for 620 Includes: FRONT WEIGHT ASSY+22 SUITCASE WEIGHTS 1800# FRONT WHEEL WEIGHT 1800# REAR WHEEL WEIGHT (900 lbs/WHEEL)		\$14,705.00
--	--	--------	---	--	-------------

For Drawbar Use Only

		449480	BALLAST PKG 11867lbs Total weight: 11,867lb / 5,394kg For Drawbar use only (no TPH), 55/45 weight split Recommended for Dual 800/70R38 / 5&13" spacers for 580 or Dual 710/70R42 / 13" spacers for 620 110lb per horsepower for 580 105lb per horsepower for 620 Includes: FRONT WEIGHT ASSY (No Suitcase Weights) (HP Frame) 5400# REAR WHEEL WEIGHT REAR WEIGHT ASSY+14 SUITCASE WEIGHTS		\$19,130.00
--	--	--------	--	--	-------------

		449481	BALLAST PKG 12867lbs Total weight: 12,867lb / 5,849kg For Drawbar use only (no TPH), 55/45 weight split Recommended for Dual 710/70R42 / 13" spacers for 580 or Dual 800/70R38 / 5&13" spacers for 620 110lb per horsepower for 580 105lb per horsepower for 620 Includes: FRONT WEIGHT ASSY+10 SUITCASE WEIGHTS (HP Frame) 5400# REAR WHEEL WEIGHT REAR WEIGHT ASSY+14 SUITCASE WEIGHTS		\$20,742.00
--	--	--------	--	--	-------------

**STEIGER 620 HD FOUR WHEEL DRIVE TRACTOR
US PRICE LIST**

(Ex Works Fargo, ND)

For Scrapers Only				
	449482	BALLAST PKG 12322lbs Total weight: 12,322lb / 5,601kg For Scraper Use, 65/35 weight split Recommended for Dual 710/70R42 / 13" spacers 110lbs per horsepower for 580 105lbs per horsepower for 620 Includes: FRONT WEIGHT ASSY+22 SUITCASE WEIGHTS 5000# FRONT WHEEL WEIGHT (2X 1600 lbs., 2X 900 lbs.) 1800# REAR WHEEL WEIGHT (900 lbs/WHEEL)		\$19,863.00

FRONT BALLAST				
---------------	--	--	--	--

SD T2150 FRONT BALLAST				
	XT2150X	Standard less front ballast		No Charge
	449067	Front Grill Guard Required when using a tow cable without a front bumper casting or front weight frame. For 500, 540, 580, and 620 For ag use only		\$869.00
	449068	Front Bumper Weight For 500, 540, 580, and 620 1629 lbs.		\$2,371.00
	394009	Front Weight Carrier For 500, 540, 580, and 620 3313 lbs.		\$4,824.00
	330227	Front Carrier w/10x100lb wts Includes 10 x 100lb suitcase weights For 500, 540, 580, and 620 4313 lbs.		\$6,280.00
	335009	Front Carrier w/22x100lb wts Includes 22 x 100lb suitcase weights For 500, 540, 580, and 620 5513 lbs.		\$8,027.00

SD T4960 WHEEL WEIGHTS				
	X49601X	L/Wheel Weights		No Charge
	449073	Front wheel weights - 1800 lb 2qty 900lb, 18-bolt		\$2,621.00
	449076	Front wheel weights - 3200 lb 2qty 1600lb, 18-bolt		\$4,659.00
	449077	Front wheel weights - 3600 lb 4qty 900lb, 18-bolt		\$5,242.00
	449343	5000 LBS/FRONT AXLE 449343 For 580 and 620: 2qty 900lb and 2qty 1600lb, 18-bolt Hub		\$7,280.00

**STEIGER 620 HD FOUR WHEEL DRIVE TRACTOR
US PRICE LIST**

(Ex Works Fargo, ND)

	449080	Front wheel weights - 5400 lb 6qty 900lb, 18-bolt		\$7,862.00
	449082	Front wheel weights - 6400 lb 4qty 1600lb, 18-bolt		\$9,318.00
	449083	Front wheel weights - 6800 lb 4qty 900lb and 2qty 1600lb, 18-bolt		\$9,901.00
	449084	Front wheel weights - 7200 lb 8qty 900lb, 18-bolt		\$10,483.00
	449085	Front wheel weights - 8200 lb 2qty 900lb and 4qty 1600lb, 18-bolt		\$11,939.00
	449086	Front wheel weights - 8600 lb 6qty 900lb and 2qty 1600lb, 18-bolt		\$12,522.00
	449087	Front wheel weights - 10000lb 4qty 900lb and 4qty 1600lb, 18-bolt		\$14,560.00

OTHER OPTIONS

SD_T5201 BACK-UP ALARM

	XT5201X	Standard less backup alarm		No Charge
	420824	Backup warning alarm		
		if VERSION is Wheeled Scraper		No Charge
		if VERSION is Heavy Duty		\$228.00

SD_T5202 TOW CABLE

	XT5202X	Standard less tow cable		No Charge
	420816	Tow cable for HD tractor Extends to front of tractor		\$2,623.00
		NOTE: Tow Cable requires tractor be equipped with Front Bumper Weight (449114 or 449068) / Front Weight Frame (449115 or 394009) / Front Grill Guard (449095 or 449067)		

SD_T7581 RADAR

	XT7581X	Std less ground speed sensor		No Charge
	420823	True ground speed sensor Provides radar measurement of ground speed to aid in accurate application of chemicals and other speed sensitive operations. (Required to monitor fuel usage, area covered, fuel usage per acre, area covered per hour, distance covered, distance covered per minute, slip control and slip limit control)		\$807.00

**STEIGER 620 HD FOUR WHEEL DRIVE TRACTOR
US PRICE LIST**

(Ex Works Fargo, ND)

TIRE BRAND PREFERENCE

SD_T8512 TIRE BRAND CHOICE

	420990	No tire brand preference A tire from existing tire inventory will be installed. This could include the selection you made in Single/Dual/Triples sections, or the same tire size in Firestone, Goodyear, Titan, Continental/Mitas, or Michelin. Actual tire installed will be invoiced. Availability of brands vary by size.		No Charge
	429995	Tire brand preference Tire brands are subject to availability. If the Tire Brand Preference code is ordered, the plant will install the brand selected.		\$1,764.00

REAR BALLAST

SD_T4961 REAR BALLAST

	XT4961X	Standard less rear ballast		No Charge
	449088	Rear wheel weights - 1800 lb 2qty 900lb, 18-bolt		\$2,621.00
	449090	Rear wheel weights - 3200 lb 2qty 1600lb, 18-bolt		\$4,659.00
	449091	Rear wheel weights - 3600 lb 4qty 900lb, 18-bolt		\$5,242.00
	449092	5000 LBS/REAR AXLE 449092 For 580 and 620: 2qty 900lb and 2qty 1600lb, 18-bolt hub		\$7,280.00
	449094	Rear wheel weights - 5400 lb 6qty 900lb, 18-bolt		\$7,862.00
	449096	Rear wheel weights - 6400 lb 4qty 1600lb, 18-bolt		\$9,318.00
	449097	Rear wheel weights - 6800 lb 4qty 900lb and 2qty 1600lb, 18-bolt		\$9,901.00
	449098	Rear wheel weights - 7200 lb 8qty 900lb, 18-bolt		\$10,483.00
	449099	Rear wheel weights - 8200 lb 2qty 900lb and 4qty 1600lb, 18-bolt		\$11,939.00
	449100	Rear wheel weights - 8600 lb 6qty 900lb and 2qty 1600lb, 18-bolt		\$12,522.00
	449101	Rear wheel weights - 10000lb 4qty 900lb and 4qty 1600lb, 18-bolt		\$14,560.00

SD_T4982 REAR WEIGHT SUPPORT

	XT4982X	Std no rear weight bracket		No Charge
--	---------	----------------------------	--	-----------

**STEIGER 620 HD FOUR WHEEL DRIVE TRACTOR
US PRICE LIST**

(Ex Works Fargo, ND)

	429305	Rear weight frame only For 500, 540, 580, 620 wheel models only Holds up to 22 suit case weights 1700 lbs		\$2,475.00
	449070	Rear weight frame W/14 WTs For 500, 540, 580, and 620 Rear Weight Frame + 14 suitcase weights 3100 lbs.		\$4,514.00
	449071	Rear weight frame W/28 WTs For 500, 540, 580, and 620 Rear Weight Frame + 28 suitcase weights 4500 lbs.		\$6,552.00

**STEIGER 620 HD FOUR WHEEL DRIVE TRACTOR
US PRICE LIST**

(Ex Works Fargo, ND)

Factory Supplied Attachments

Order Code	Description	Weight	List Price
Ballast Weight Kits			
84146958	900 LB Wheel Weights 2 weights for each	1,958 LB	\$1,915.00
84146959	1600 LB Wheel Weights 2 weights for each	3,198 LB	\$3,405.00
84147106	Front Weight Bracket On Models 500, 540, 580 and 620 Wheeled And on Models 500, 550 and 600 Wheeled (Tier 4A) Casting does not include weights 3160 lbs	3,251 LB	\$6,805.00
84147191	Rear Weight Frame For Models 500, 540, 580 and 620 Wheeled models And for Models 500, 550 and 600 Wheeled models (Tier 4A)	1,740 LB	\$3,402.00
84147353	Front BumperCasting On Models 500, 540, 580 and 620 Wheeled And on Models 500, 550 and 600 Wheeled (Tier 4A) 1600 lbs	1,570 LB	\$3,405.00
84312306	100lb(45 kgs) Suitcase wght 1qty	100 LB	\$202.00
84335744	500 LB Wheel Weights 2 weights for each	1,000 LB	\$1,064.00
84335746	1000 LB Wheel Weights 2 weights for each	1,958 LB	\$2,128.00
Electrical and Cab Kits			
84151011	RH Window Monitor Mount Kit	4 LB	\$317.00
84299370	Back Up Alarm Kit	26 LB	\$235.00
84302098	Decel Pedal Kit	22 LB	\$347.00
84303625	Business Band Antenna Cable	4 LB	\$152.00
84312991	Electric Mirrors Kit	44 LB	\$1,233.00
84313028	CIH Instructional Seat Kit - Cloth	15 LB	\$514.00
84313734	"A" Post Monitor Mount Kit	11 LB	\$154.00
84319907	RH Window Bar Display Ready For Pro 600/700 Includes harness and monitor mount	11 LB	\$317.00
84420722	Lower Front Wiper Kit	44 LB	\$552.00
Hydraulic Kits			
84366432	Auxillary Pump Drive Kit Required with Twin/Parrallel Flow Option without PTO	211 LB	\$2,467.00
84159461	TwinFlow Hydraulic System Large Frame	55 LB	\$10,841.00
Lighting Kits			
84156115	Rear Flood HID Kit 2 rear facing High Output Flood Lamps, mounted on the rear fenders, Outer position. Tier 4A only	13 LB	\$1,504.00

**STEIGER 620 HD FOUR WHEEL DRIVE TRACTOR
US PRICE LIST**

(Ex Works Fargo, ND)

	84156118	Rear Trapezoidal HID KIT 2 rear facing High Output Trapezoidal Lamps, mounted on the rear fenders, Inner position. Tier 4A only	13 LB	\$1,430.00
	84303648	360 Degree Lighting Kit 2 HID lights for each side of the cab roof top.	33 LB	\$1,869.00
	84305363	High Intensity Discharge (HID) lighting Lighting Kit, Contains 2 Halogen worklamp assemblies. Each assembly contains 1 HID lamp and ballast. For Models 500, 540, 580 and 620 Wheeled. And for Models 500, 550, and 600 Wheeled. (Tier 4A)	17 LB	\$1,556.00
	84305400	High Intensity Discharge Lighting (HID) Lighting Kit, Contains 1 worklamp assemblies. Each assembly contains 3 HID Lamps and Ballasts. For Models 500, 540, 580 and 620 Wheeled. And for Models 500, 550, and 600 Wheeled. (Tier 4A)	17 LB	\$2,193.00
	84303666	Marker Light Kit - NAO	88 LB	\$641.00
	47534809	KIT, REAR HID FLOOD LIGHTS 2 rear facing High Output Flood Lamps, mounted on the rear fenders, Outer position. Tier 4B	13 LB	\$1,504.00
	47534810	KIT, HID REAR TRAPEZOIDAL LIGHTS 2 rear facing High Output Trapezoidal Lamps, mounted on the rear fenders, Inner position. Tier 4B	13 LB	\$1,430.00

Other Equipment

	84306032	Fire Extinguisher Kit	46 LB	\$205.00
--	----------	-----------------------	-------	----------

3 Point Hitch and Drawbar Kits

	84377441	Three Point Kit Field Installed High HP On Models 500, 540, 580 and 620 Wheeled (Tier 4B) and 500, 550 and 600 Wheeled (Tier 4A)	3,203 LB	\$24,366.00
--	----------	--	----------	-------------

PTO Kits

	84366438	PTO Kit - Large Frame On Models 500, 540, 580 and 620 Wheeled and on Models 500, 550 and 600 Wheeled (Tier 4A)	1,034 LB	\$15,187.00
--	----------	--	----------	-------------

Tow Cable Kits

	47464175	KIT, Grill Protection Plate HHP 500, 540, 580, 620 Wheeled 500, 550, 600 Wheeled (Tier 4A) For use without a front bumper or weight frame Includes mounting provision for a Tow Cable kit	121 LB	\$969.00
	47368288	KIT, TOW CABLE Front Tow Cable For all wheeled and Quadtrac models NOT for Rowtrac	411 LB	\$2,702.00

WhlHubs,Spacers&Artic.StopKits

	84335756	Hubs & Wheel Mounting Kit 4.5 in. Axle 4 1/2 Inch Bar Axle (115 MM BAR AXLE)	451 LB	\$3,544.00
--	----------	---	--------	------------

**STEIGER 620 HD FOUR WHEEL DRIVE TRACTOR
US PRICE LIST**

(Ex Works Fargo, ND)

	84360239	Hubs & Wheel Mounting Kit 5.5 in. Axle 4 spacers and 4 hubs On Models 500, 540, 580 and 620 Wheeled And on Models 550 and 600 Wheeled (Tier 4A)	451 LB		\$3,918.00
	84427287	10 in. 18 Bolt Wheel Spacer Kit 4 spacers and 4 hubs On Models 500, 540, 580 and 620 Wheeled And on Models 550 and 600 Wheeled (Tier 4A)	576 LB		\$3,538.00
	84427286	5 in. 18 Bolt Wheel Spacer Kit 4 spacers and 4 hubs On Models 500, 540, 580 and 620 Wheeled And on Models 550 and 600 Wheeled (Tier 4A)	671 LB		\$2,778.00
	84427288	13 in. 18 Bolt Wheel Spacer Kit 4 spacers and 4 hubs On Models 500, 540, 580 and 620 Wheeled And on Models 550 and 600 Wheeled (Tier 4A)	825 LB		\$3,505.00
	84427289	15 in. 18 Bolt Wheel Spacer Kit 4 spacers and 4 hubs On Models 500, 540, 580 and 620 Wheeled And on Models 550 and 600 Wheeled (Tier 4A)	891 LB		\$4,357.00
	84427291	28 in. 18 Bolt Wheel Spacer Kit 4 spacers and 4 hubs On Models 500, 540, 580 and 620 Wheeled And on Models 550 and 600 Wheeled (Tier 4A)	1,188 LB		\$4,884.00

**STEIGER 370 QUADTRAC TRACTOR
US PRICE LIST**

(Ex Works Fargo, ND)

Standard Equipment

ENGINE:

CaseIH 6-cylinder, 24 valve,
turbocharged, aftercooled
Tier 4 SCR Engine Technology
Variable Geometry Turbo
531 cu in (8.7 L) diesel

Horsepower:

370 hp (276 kW)
rated engine at 2,000 rpm
312 hp (233 kW) PTO
429 hp (320 kW) maximum engine
at 1,800 rpm

Peak Torque 1,361 ft lbs. at 1,400 rpm

Power Boost provided when remote
constant flow hydraulics, PTO, or road
transport gears are engaged

Air-induction:

Two stage system with radial seal
primary and secondary elements

Exhaust aspirated integral pre-cleaner

Grid heater

Auxiliary water separator filter

Exhaust: mounted in-line with cab
corner post

Foot operated electronic decelerator
switch

Viscous fan drive

Constant Engine Speed Control

OPERATOR PROTECTIVE

STRUCTURE:

CASE IH Deluxe Surveyor™ cab
includes:

Four way cab suspension standard
on Quadtrac® and Rowtrac® models
132 cubic ft. (3.7 cubic meter)
cab volume

Automatic Temperature Control
(Heater & A/C)

Seat: Case IH logo cloth Optima™
air suspension and heated seat with
adjustable

OPERATOR PROTECTIVE

STRUCTURE: (continued)

R.H. 40 degree swivel
adjustable R.H. armrest,
adjustable lumbar support, firmness
and auto weight adjustments, fore/aft
and lateral isolators, back cushion tilt,
swivel, fore/aft position and height
adjustments

MultiControl handle with
integrated backlighting and thumb
wheel control for setting APM
constant ground speed which also
includes, transmission, throttle,
hydraulic, PTO, hitch control, and
shuttle functions

Steering Wheel: comfort grip, tilt and
telescopic

Self-Canceling turn signals

Windshield wiper/washer:

center front and rear

Elevated foot rest bar

Front and rear sunshades

AM/FM/Weather Band Radio with

Satellite radio including including
antenna, wiring and 6 speakers

Inside rear view mirror, 2 dome lights,
and map light

R.H. swing-out window

R.H. Window Monitor Mounting Bar -
includes universal monitor
mounting brackets and RAM mount
with harness for optional

AFS Pro 700 display.

Coat hook, three cup holders and horn
9 auxiliary 12V power outlets

Storage: Tray for laptop computer
space, 1.3 cubic ft. (.04 cubic meter)
compartment w/removable bin, cooler
storage area cargo net storage area

L.H. and R.H. upper cab storage areas

L.H. and R.H. frame mounted toolboxes

**STEIGER 370 QUADTRAC TRACTOR
US PRICE LIST**

(Ex Works Fargo, ND)

Standard Equipment

INSTRUMENTATION:

All readouts are located in the right hand cab post

Analog display of engine oil pressure, coolant temperature, and fuel level.

Digital display of engine rpm, engine hours, travel speed, transmission gear selection, and diesel exhaust fluid level

Indicator and audible alarm for: filter restriction of hydraulic, transmission and axle lube systems, engine oil press., coolant temp., air intake temp., transmission oil temp., hydraulic oil temp., voltage, brake press., low fuel level, low diesel exhaust fluid level, and engine air filter restriction

Performance Instrumentation -

Provides data on percentage slip, engine % of rated power, gallons per hour and gallons per acre fuel usage, distance travelled, area covered, hydraulic flow control settings with individual timers for each remote valve, detailed service interval information, and electronic End of Row Functions Automatic tractor shutdown Electronic service tool compatible

ACCUGUIDE:

Factory Ready AFS AccuGuide™ (List Price Value \$5,443 USD) includes steering sensor, electronic steering valve, steering manifold hoses, cab wiring harnesses, antenna wiring harness, antenna / receiver mounting bracket, and hardware

ISO 11783 Implement system connector and rear connecting bracket

AFS Pro 700 Display Ready - accommodates optional AFS Pro 700 display

CAPACITIES:

Diesel Fuel: 250 US gal (946 L)

Diesel Exhaust Fluid: 42 US gal (174 L)

ELECTRICAL:

200 amp. alternator, 12 volt electrical system and 24 volt starting system with 2 - 1,000 CCA low maint. Batt.

Front Lighting:

2 Adjustable hi/low beam road/work lights

3 Halogen work lights (2 outside flood lights, 1 center spot light)

2 cab roof top turning signal/hazard warning lights, single beacon light

Rear Lighting:

4 adjustable halogen flood work lights on rear fenders

4 adjustable halogen flood work lights on rear cab top

2 tail/brake lights located in the rear fender

2 turn signal lights in the rear fender

2 cab roof top turn signal/hazard warning lights

Egress Lighting:

2 Front outer halogen flood lights

2 Rear cab top halogen flood work lights

2 dome lights

TRANSMISSION:

16 Speed Full-Powershift -

Diesel Saver™ APM, Automatic Productivity Management System.

AutoSkip™ system, 16F and 2R speeds with transport mode.

Start frwd movement in 1st-8th gear.

Steering column mounted F-N-R

R.H. & L.H. shuttle shift with integral park.

**STEIGER 370 QUADTRAC TRACTOR
US PRICE LIST**

(Ex Works Fargo, ND)

Standard Equipment

BRAKES:

Power internal wet disc brakes
on front and rear axles,
self-adjusting and self-equalizing
Parking Brake: spring applied,
hydraulic release

AXLES:

pressure lubricated and oil cooled
inboard planetary drive
56,850 lb. (25,787 kg) GVW capacity
4.5 in. x 80 in. (115 mm x 2013 mm)
Inboard planetary drive flange axle
Adjustable to 88 in. (2,235 mm) and
120 in. (3,048 mm) track spacing
Hydraulic differential lock

ROWTRAC® TRACKS:

16 in Goodyear track system set at 80in
from the factory narrow undercarriage
Clear roller and idler covers

HYDRAULICS:

Pressure flow compensating system:
40 gpm (151 L/min) pump flow
210 bar (3,050 psi/21,000 kPa)
max. operating pressure
Four remote circuits with ISO
breakaway couplers. In-cab electronic
flow controls and timed detents for
raise and lower hydraulic flow
Five selectable functions on all valves.
Hydraulic oil spill collectors

HITCH AND DRAWBAR:

Swinging drawbar w/2 in. (51 mm)
drawbar pin 6,000 lb. vertical tongue
weight (2,724 kg)
Auto-Pin hammerstrap and
safety chain support

SAFETY EQUIPMENT:

SMV emblem, transport tie down points
on front and rear frames, 67.8 cubic ft.
(6.3 cubic meter) of tinted tempered
glass, ROPS, HFC 134A refrigerant,
neutral start system, operator
presence switch, safety seat belt and
articulation locks.
Road lighting meets ASAE spec.
and includes directional signal lights,
4-way flashers, brake lights and wide
machine marker lights. (Rowtrac only)
L.H. and R.H. power electric wide
external adjustable mirror
Single beacon light

EASY ACCESS GROUND LEVEL

MAINTENANCE:

Sight gauges for fuel, hydraulic fluid,
transmission fluid, and engine
coolant levels
Cab filter, engine oil level, batteries,
articulation pivot lubrication points
Rearward pivoting, rear hinged tilt hood
Lockdown capability of front grill screen,
transmission/hydraulic fill, fuel tank,
and battery service door.



**STEIGER 370 QUADTRAC TRACTOR
US PRICE LIST**

(Ex Works Fargo, ND)

Models

COMMERCIAL MODEL	VERSION	ENGINE POWER	Weight	List Price
STEIGER 370 TR	Quadtrac Rowtrac	370HP	32,000 LB	\$374,135.00

Factory Supplied Options

Order Code	Description	Weight	List Price
------------	-------------	--------	------------

OPERATOR STRUCTURE

SD_T9200 OPERATOR STRUCTURE #1

449057	DLX CAB W/SUSPENSION See standard features for a full list of features.		No Charge
449059	LUX PERFORMANCE CAB Includes all features listed in standard features plus the following: 3 front and 1 rear wiper Carpet floor mat Red leather **POSITIVE RESPONSE** heated and ventilated seat Slide out lower cushion with height and length adjustment Red leather instructional seat Deceleration pedal Business Band Radio Antenna Ready with roof mount Electric Adjustment roof mounted mirrors Performance radio with the following features: AM/FM/WB and Satellite Radio Ready, CD player, USB input Jack, Aux input Jack A-Post Monitor Mount		\$4,716.00

WORK LIGHTING

SD_T8706 HID LIGHTS

XT8706X	Standard less HID lights		No Charge
449344	Front & Rear HID lights-3 HID For Models 370, 420, 470, 500 Rowtrac 3 HID Lights replaces std halogen lights - 1 center front HID light - 2 adjustable rear fender-mounted HID flood lights		\$2,211.00

**STEIGER 370 QUADTRAC TRACTOR
US PRICE LIST**

(Ex Works Fargo, ND)

	449345	Front & Rear HID lights-7 HID For Models 370, 420, 470, 500 Rowtrac 7 HID Lights replaces std halogen lights - 1 center front 1 HID light. - 2 side front HID lights. - 4 adjustable rear fender-mounted HID lights.		\$3,749.00
--	--------	---	--	------------

SD_T9175 WORK LIGHTS - HID

	XT9175X	Less HID work lights		No Charge
	420927	HID cab roof worklight package 360 Degree Lighting 4 HID cab roof work lights Two rear side cab mounted roof trapezoidal HID lights mounted on each side of the cab. Two of the lights may be moved to lower front of cab roof if desired. Can be used with code 449344 or 449345 HID lights (Rowtrac) or 420695 or 420696 front and rear HID lights (Quadtrac)		\$1,869.00

BEACON LIGHTING

SD_T9145 ROTARY BEACON

	420025	Single beacon light Mounting bracket installed at the factory, light shipped in cab for dealer installation		No Charge
	420099	Dual beacon light Mounting brackets installed at the factory, lights shipped in cab for dealer installation.		\$786.00

DISPLAY MOUNTING

SD_T7619 RH MONITOR/MOUNTING

	429321	RH window bar display ready With Ram mount and wiring harness		No Charge
	429322	RH window bar w/large display Includes window Ram mount, AFS Pro 700, window harness and window bar		\$5,083.00
	429352	RH armrest w/large display RH armrest mount, and AFS Pro 700 Also includes window mount, window harness, and window bar		\$5,322.00

**STEIGER 370 QUADTRAC TRACTOR
US PRICE LIST**

(Ex Works Fargo, ND)

PRECISION FARMING

AUTOGUIDANCE READY

SD T9210 AUTOGUIDANCE

	420782	Factory guidance ready Includes steering sensor, electronic steering valve, auto guidance disengage switch, steering manifold hoses, cab wiring harness, hardware, auto guidance AFS decals.		No Charge
	429314	AG Ready w/Nav II controller Includes Auto Guidance Ready (420782) Navigation II Controller		\$5,408.00
	429367	Nav II w 372 Rec WAAS Includes Auto Guidance Ready (420782), Navigation II Controller, 372 GPS Receiver with WASS, EGNOS, and VBS Pro 700 Monitor is not included.		\$8,653.00
	429368	Nav II w372 RecHP/XP/GLNS/WAAS Includes Auto Guidance Ready (420782), Navigation II Controller, 372 GPS Receiver with WASS, EGNOS, and VBS Pro 700 Monitor is not included.		\$11,153.00

ENGINE

STARTING AID

SD T1938 WEATHER PACK

	XT1938X	Standard without cold start Grid heater is standard equipment		No Charge
	420814	Cold weather starting aid pkg Consists of 120V, 1500W engine block coolant heater and transmission oil heat maintainer.		\$453.00

TRANSMISSION

RADAR

SD T7581 RADAR

	XT7581X	Std less ground speed sensor		No Charge
	420823	True ground speed sensor Provides radar measurement of ground speed to aid in accurate application of chemicals and other speed sensitive operations. (Required to monitor fuel usage, area covered, fuel usage per acre, area covered per hour, distance covered, distance covered per minute, slip control and slip limit control)		\$807.00

**STEIGER 370 QUADTRAC TRACTOR
US PRICE LIST**

(Ex Works Fargo, ND)

BACK-UP ALARM

SD T5201 BACK-UP ALARM

	XT5201X	Standard less backup alarm		No Charge
	420824	Backup warning alarm		\$228.00

TRAILER BRAKES

TRAILER BRAKES

SD T7130 TRLR BRK VLV

	XT7130X	No hydraulic trailer brakes		No Charge
	420514	Hydraulic trailer brake Recommended for Large Tow behind Implements, Grain Carts, and Slurry Tankers NOTE: Cannot be ordered with 5 remotes (420403)		\$1,394.00

HITCH

HITCH AND DRAWBAR

SD T8960 3 - POINT LINKAGE-REAR

	420501	Standard drawbar 6,000lb. Static vert. tongue weight capacity 370, 420, 470, 500, 540 and 580 HP with HD axles.		No Charge
	420504	High capacity drawbar Ag without 3 pt Hitch (2" drawbar pin diameter with 11,000 lb. vertical tongue weight capacity) Ground clearance 19.6" width 5" thickness 2.5" pin size 2" Must order 84265017- Kit, CAT 4 Quick Coupler Conversion from Parts Supplied to go from CAT 4 to CAT 3		\$2,823.00
	420506	Three point hitch Cat IV - N Elec 3-pt Hitch 20,000 lb. lift capacity, Cat IV - N Elec 3-pt Hitch is Convertible to Cat III, with 2" diameter drawbar pin and 11,000 vertical tongue weight capacity. Ground clearance 19.6" width 5" thickness 2.5" pin size 2" Requires 420823 - True ground speed sensor Requires 449068 - Front Bumper casting for all Quadtrac® Must order 84265017- Kit, CAT 4 Quick Coupler Conversion from Parts Supplied to go from CAT 4 to CAT 3		\$25,162.00

**STEIGER 370 QUADTRAC TRACTOR
US PRICE LIST**

(Ex Works Fargo, ND)

HYDRAULICS

HYDRAULIC PUMP

SD T8220 HYDRAULIC PUMP

	420301	Hydraulic pump, standard 40 gpm (151L /min) flow only on 370 models 42 gpm (159L/min) flow on 420, 470, 500, 540, 580 & 620 models		No Charge
	420302	Hydraulic pump, high capacity 55 gpm (208L /min) flow only on 370 model 57 gpm (216L/min) flow 420, 470, 500, 540, 580 & 620 models		\$2,612.00

SD T8276 PARALLEL FLOW HYDRA

	XT8276X	Std Less High-Flow Hyd		No Charge
	429176	2 pumps Twin Flow Setting from factory hydraulic flow is supplied controlled for left hand side hydraulic remotes by main pump and right hand side remotes are supplied by second pump Twin flow can be converted to Parallel Flow where all hydraulic flow is supplied to all remote valves equally by both pumps Conversion kit is shipped with tractor from factory (in cab) For 370 model additional 53 gpm with 1/2 in. ISO Couplers. For 420, 470, 500, 540, 580, and 620 models additional 56 gpm with 1/2 in. ISO Couplers. Available with/without 3 pt. Hitch and PTO options. Can be ordered with 420301 or 420302 (Hydraulic Pump)		\$9,037.00

REAR REMOTE VALVES

SD T8270 REAR REMOTES

	420402	4_ electric remotes Electronic control actuation In-cab electronic flow controls with selectable functions Includes 4 paddles (for #1 - 4, #1 on Multi-Function Handle)		No Charge
	420403	5_ electric remotes Available only on 370, 420, 470, 500 Rowtrac models with 3 point hitch (420506) Electronic control actuation In-cab electronic flow controls with selectable functions Includes 4 paddles (for #1-4, #5 on Multi-Function Handle) REQUIRES: 420506 - THREE POINT HITCH Can only be ordered in combination with Three Point Hitch on 370, 420, 470, 500 Rowtrac NOTE: Cannot be ordered with Hydraulic Trailer Brakes (420514)		\$1,742.00

**STEIGER 370 QUADTRAC TRACTOR
US PRICE LIST**

(Ex Works Fargo, ND)

	424826	6_electric remotes Electronic control actuation In-cab electronic flow controls with selectable functions Includes 6 paddles Not compatible with 3pt Hitch on 370, 420, 470, 500 Rowtrac		\$3,485.00
	424827	Eight electric remotes Electronic control actuation In-cab electric flow controls with selectable functions with four paddle controls and joystick Available on tractors WITHOUT 3pt Hitch Not compatible with 3pt Hitch on 370, 420, 470, 500 Rowtrac Not compatible with 3pt Hitch on 470, 540, 580, 620 Quadtrac		\$6,969.00

POWER BEYOND

SD T8275 POWER BEYOND COUPLE

	XT8275X	Std less power beyond		No Charge
	420828	Power beyond supply and return Motor return with 2 hydraulic 3/4 in. couplers and hose tips. - Hydraulic Supply - Hydraulic Return - Load Sensing Signal - Hydraulic Motor Case Drain		\$524.00

PTO

SD T8010 PTO

	420600	No PTO		No Charge
	420601	1000 RPM Independent PTO Power Take - Off 1.75 in (44.5mm) shaft		\$14,603.00

AXLE

SD T5900 FRONT REAR 4WD AXLE

	424824	High CapBar w/ diff lock Includes hydraulic differential lock		No Charge
--	--------	---	--	-----------

**STEIGER 370 QUADTRAC TRACTOR
US PRICE LIST**

(Ex Works Fargo, ND)

TRACKS

SD_T4944 TRACKS

Rowtrac Tractor					
	9719042	16" Rowtrac GY Narrow 16" Goodyear Track System Set at 80" from the factory, Narrow undercarriage Note: 16" Tracks recommended for 20" and 22" Rows			No Charge
	9719142	18" Rowtrac GY Narrow 18" Goodyear Track System Set at 80" from the factory, Narrow undercarriage			\$2,182.00
	9719242	24" Rowtrac GY Narrow 24" Goodyear Track System Set at 80" from the factory, Narrow undercarriage			\$8,732.00
	9719342	24" Rowtrac GY Wide 24" Goodyear Track System Set at 80" from the factory, WIDE undercarriage			\$10,188.00
	9719442	30" Rowtrac GY Wide 30" Goodyear Track System Set at 80" from the factory, WIDE undercarriage			\$11,415.00
	9719040	16" Rowtrac CM Narrow 16" Camoplast Track System Set at 80" from the factory, Narrow undercarriage Note: 16" Tracks recommended for 20" and 22" Rows			No Charge
	9719140	18" Rowtrac CM Narrow 18" Camoplast Track System Set at 80" from the factory, Narrow undercarriage			\$2,182.00
	9719240	24" Rowtrac CM Narrow 24" Camoplast Track System Set at 80" from the factory, Narrow undercarriage			\$8,732.00
	9719340	24" Rowtrac CM Wide 24" Camoplast Track System Set at 80" from the factory, WIDE undercarriage			\$10,188.00
	9719540	30" Rowtrac CM Wide 30" Camoplast Track System Set at 80" from the factory, WIDE undercarriage			\$11,415.00

SD_T5001 DRIVE WHEEL SCRAPER

	XT5001X	Std Less Drive Wheel scrapers			No Charge
	420909	Undercarriage Scrapers Undercarriage Scrapers for Rowtrac® models Drive wheel scrapers (4) Recommended for wet muddy conditions.			\$827.00

**STEIGER 370 QUADTRAC TRACTOR
US PRICE LIST**

(Ex Works Fargo, ND)

TRACK SPACING

SD_T5901 WHEEL SPACERS

Tread Spacing			
	449012	88" Rowtrac Spacer Kit 88" Rowtrac tread spacing Kit - Field installed Includes: (4) Proper length half shafts for RH and LH (4) precision machined cast ductile iron housings with dowel pins New oil seals and rubber o-rings 24mm Hardware Instruction sheet	\$4,986.00
	449013	120" Rowtrac Spacer Kit 120" Rowtrac tread spacing Kit - Field installed Includes: (4) Proper length half shafts for RH and LH (4) precision machined cast ductile iron housings with dowel pins New oil seals and rubber o-rings 24mm Hardware Instruction sheet Additional hydraulic tubes and brackets to get fluid to the rubber track tensioning cylinder Note: T8704/420029 - Wide Marker Lights required	\$8,240.00
	XT5901X	Std less rear wheel spacers	No Charge

OTHER EQUIPMENT

SD_T5202 TOW CABLE

	XT5202X	Standard less tow cable	No Charge
	420816	Tow cable for HD tractor Extends to front of tractor. NOTE: Tow Cable requires tractor be equipped with Front Bumper Weight (449114 or 449068) or Grill Protection Plate (449095 or 449067).	\$2,623.00

FRONT BALLAST

SD_T2150 FRONT BALLAST

For All Models			
	XT2150X	Standard less front ballast	No Charge
For Rowtrac Only			
	449095	GRILL PROTECTION PLATE For the use of a tow cable without a front bumper casting For 370, 420, 470, and 500 Rowtrac models 229lbs	\$869.00

**STEIGER 370 QUADTRAC TRACTOR
US PRICE LIST**

(Ex Works Fargo, ND)

		449114	FRONT BUMPER WEIGHT For 370, 420, 470, and 500 Rowtrac models 874lbs		\$1,273.00
--	--	--------	--	--	------------

OPERATOR'S MANUAL

SD T9840 COUNTRY CONFIGURATION

		420701	North American English		No Charge
		420702	French Canadian		No Charge
		420705	Spanish		No Charge

**STEIGER 370 QUADTRAC TRACTOR
US PRICE LIST**

(Ex Works Fargo, ND)

Factory Supplied Attachments

Order Code	Description	Weight	List Price
Ballast Weight Kits			
84312308	Front Bumper Casting For 370, 420, 470, 500 Rowtrac only 874lbs.	873 LB	\$2,262.00
3 Point Hitch and Drawbar Kits			
47359021	Three Point Kit Field Installed Rowtrac Not for Scraper Models	3,054 LB	\$24,366.00
Electrical and Cab Kits			
84299370	Back Up Alarm Kit	26 LB	\$235.00
84302098	Decel Pedal Kit	22 LB	\$347.00
84303625	Business Band Antenna Cable	4 LB	\$152.00
84313734	"A" Post Monitor Mount Kit	11 LB	\$154.00
84319907	RH Window Bar Display Ready For Pro 600/700 Includes harness and monitor mount	11 LB	\$317.00
84420722	Lower Front Wiper Kit	44 LB	\$552.00
Lighting Kits			
84156115	Rear Flood HID Kit 2 rear facing High Output Flood Lamps, mounted on the rear fenders, Outer position. Tier 4A only	13 LB	\$1,504.00
84156118	Rear Trapezoidal HID KIT 2 rear facing High Output Trapezoidal Lamps, mounted on the rear fenders, Inner position. Tier 4A only	13 LB	\$1,430.00
84303648	360 Degree Lighting Kit 2 HID lights for each side of the cab roof top.	33 LB	\$1,869.00
84303666	Marker Light Kit - NAO	88 LB	\$641.00
84305282	High Intensity Discharge (HID) Lighting Lighting Kit, Contains 2 Halogen worklamp assemblies. Each assembly contains 1 HID lamp and ballast. For Models 370, 420, 470 and 500 Rowtrac and 350, 400, 450, and 500 Rowtrac. (Tier 4A)	8 LB	\$1,556.00
84305348	High Intensity Discharge Lighting (HID) Lighting Kit, Contains 1 worklamp assembly. Each assembly contains 3 HID Lamps and Ballasts. For Models 370, 420, 470 and 500 Rowtrac and 350, 400, 450, and 500 Rowtrac. (Tier 4A)	8 LB	\$2,193.00
Other Equipment			
84306032	Fire Extinguisher Kit	46 LB	\$205.00
84600025	Rowtrac Drivewheel Scraper Kit	24 LB	\$827.00

**STEIGER 370 QUADTRAC TRACTOR
US PRICE LIST**

(Ex Works Fargo, ND)

Tow Cable Kits

	47464172	KIT, Grill Protection Plate RCP 370, 420, 470, and 500 Rowtrac and 350, 400, 450, 500 Rowtrac (Tier 4A) For use without a front bumper or weight frame Includes mounting provision for a Tow Cable kit	113 LB	\$969.00
	47368290	KIT, TOW CABLE ROWTRAC For 370, 420, 470, 500 Rowtrac only	352 LB	\$2,702.00

Hydraulic Kits

	84366432	Auxillary Pump Drive Kit Required with Twin/Parrallel Flow Option without PTO	211 LB	\$2,467.00
	47362354	Kit, Hydraulics Upgrade Rowcrop Twinflow kit For 370, 420, 470, and 500 Rowtrac For 350, 400, 450, and 500 Rowtrac (Tier 4A)	130 LB	\$10,841.00

PTO Kits

	84603256	PTO KIT - Rowtrac For 370, 420, 470, and 500 Rowtrac models only For 350, 400, 450, and 500 Rowtrac Models only (Tier 4A)	1,025 LB	\$15,187.00
--	----------	---	----------	-------------

Tread Spacing

	47496439	88" Rowtrac Tread spacing Kit For Rowtrac	885 LB	\$4,986.00
	47496440	120" Rowtrac Tread spacing Kit For Rowtrac	2,225 LB	\$8,240.00

	47534809	KIT, REAR HID FLOOD LIGHTS 2 rear facing High Output Flood Lamps, mounted on the rear fenders, Outer position. Tier 4B	13 LB	\$1,504.00
	47534810	KIT, HID REAR TRAPEZOIDAL LIGHTS 2 rear facing High Output Trapezoidal Lamps, mounted on the rear fenders, Inner position. Tier 4B	13 LB	\$1,430.00

**STEIGER 420 QUADTRAC TRACTOR
US PRICE LIST**

**(Ex Works Fargo, ND)
Standard Equipment**

ENGINE:

Case IH 6-cylinder, 24 valve,
turbocharged, aftercooled
Tier 4 SCR Engine Technology
Wastegate Turbo
Electric Common Rail Fuel System
787 cu. in. (12.9 L)
Horsepower:
420 hp (313 kW)
rated engine at 2,100 rpm
356 hp (256 kW) PTO
462 hp (345 kW) maximum engine at
1,900 rpm
Peak Torque 1,469 ft lbs at 1,400 rpm
Power Boost provided when remote
constant flow hydraulics, PTO, or road
transport gears are engaged
Air-induction:
Two stage system with Donaldson
PowerCore™ primary and pleated
secondary elements
Exhaust aspirated integral pre-cleaner
Auxiliary fuel filter
Grid heater
Auxiliary water separator filter
Exhaust: mounted in-line with cab
corner post
Foot operated electronic decelerator
switch
Viscous fan drive
Constant engine speed control

OPERATOR PROTECTIVE**STRUCTURE:**

CASE IH Deluxe Surveyor™ cab
includes:
Four way cab suspension standard
on Quadtrac® and Rowtrac® models
132 cubic ft. (3.7 cubic meter)
cab volume
Automatic Temperature Control
(Heater & A/C)
Seat: Case IH logo cloth Optima™
air suspension and heated seat with
adjustable

OPERATOR PROTECTIVE**STRUCTURE: (continued)**

R.H. 40 degree swivel
adjustable R.H. armrest,
adjustable lumbar support, firmness
and auto weight adjustments, fore/aft
and lateral isolators, back cushion tilt,
swivel, fore/aft position and height
adjustments
MultiControl handle with
integrated backlighting and thumb
wheel control for setting APM
constant ground speed which also
includes, transmission, throttle,
hydraulic, PTO, hitch control, and
shuttle functions
Steering Wheel: comfort grip, tilt and
telescopic
Self-Canceling turn signals
Windshield wiper/washer:
center front and rear
Elevated foot rest bar
Front and rear sunshades
AM/FM/Weather Band Radio with
Satellite radio including including
antenna, wiring and 6 speakers
Inside rear view mirror, 2 dome lights,
and map light
R.H. swing-out window
R.H. Window Monitor Mounting Bar -
includes universal monitor
mounting brackets and RAM mount
with harness for optional
AFS Pro 700 display.
Coat hook, three cup holders and horn
9 auxiliary 12V power outlets
Storage: Tray for laptop computer
space, 1.3 cubic ft. (.04 cubic meter)
compartment w/removable bin, cooler
storage area cargo net storage area
L.H. and R.H. upper cab storage areas
L.H. and R.H. frame mounted toolboxes

**STEIGER 420 QUADTRAC TRACTOR
US PRICE LIST**

**(Ex Works Fargo, ND)
Standard Equipment**

INSTRUMENTATION:

All readouts are located in the right hand cab post
Analog display of engine oil pressure, coolant temperature, and fuel level.
Digital display of engine rpm, engine hours, travel speed, transmission gear selection, and diesel exhaust fluid level
Indicator and audible alarm for: filter restriction of hydraulic, transmission and axle lube systems, engine oil press., coolant temp., air intake temp., transmission oil temp., hydraulic oil temp., voltage, brake press., low fuel level, low diesel exhaust fluid level, and engine air filter restriction
Performance Instrumentation - Provides data on percentage slip, engine % of rated power, gallons per hour and gallons per acre fuel usage, distance travelled, area covered, hydraulic flow control settings with individual timers for each remote valve, detailed service interval information, and electronic End of Row Functions
Automatic tractor shutdown
Electronic service tool compatible

ACCUGUIDE:

Factory Ready AFS AccuGuide™ (List Price Value \$5,443 USD)
includes steering sensor, electronic steering valve, steering manifold hoses, cab wiring harnesses, antenna wiring harness, antenna / receiver mounting bracket, and hardware
ISO 11783 Implement system connector and rear connecting bracket
AFS Pro 700 Display Ready - accommodates optional AFS Pro 700 display

CAPACITIES:

Diesel Fuel: 250 US gal (946 L)
Diesel Exhaust Fluid: 42 US gal (174 L)

ELECTRICAL:

200 amp. alternator, 12 volt electrical system and 24 volt starting system with 2 - 1000 CCA low maint. batteries
Front Lighting:
2 Adjustable hi/low beam road/work lights
3 Halogen work lights (2 outside flood lights, 1 center spot light)
2 cab roof top turn signal/hazard warning lights
Rear Lighting:
4 adjustable halogen flood work lights on rear fenders
4 adjustable halogen flood work lights on rear cab top
2 tail/brake lights located in rear fender
2 turn signal lights in the rear fender
2 cab roof top turn signal/hazard warning lights
Egress Lighting:
2 Front outer halogen flood work lights
2 Rear cab top halogen flood work lights
2 dome lights.

TRANSMISSION:

16 Speed Full-Powershift - Diesel Saver™ APM, Automatic Productivity Management System. AutoSkip™ system, 16F and 2R speeds with transport mode.
Start forward movement in 1st thru 8th gear.
Steering column mounted F-N-R R.H. and L.H. shuttle shift with integral park.

**STEIGER 420 QUADTRAC TRACTOR
US PRICE LIST**

**(Ex Works Fargo, ND)
Standard Equipment**

BRAKES:

Power internal wet disc brakes
on front and rear axles, self-adjusting
and self-equalizing
Parking Brake: spring applied,
hydraulic release

AXLES:

Pressure lubricated, oil cooled planetary
drive
57,050 lb. (25,878 kg) GVW capacity
4.5 in. x 80 in. (115 mm x 2,013 mm)
Inboard planetary drive flange axle
Adjustable to 88 in. (2,235 mm) and
120 in. (3,048 mm) track spacing
Hydraulic differential lock

ROWTRAC® TRACKS:

16 in. Goodyear track system
set at 80 in. from the factory
narrow undercarriage
Clear roller and idler covers

HYDRAULICS:

Pressure flow compensating system:
42 gpm (159 L/min) pump flow
210 bar (3,050 psi/21,000 kPa)
max. operating pressure
Four remote circuits with ISO
breakaway couplers
In-cab electronic flow controls and
timed detents for raise and lower
hydraulic flow
Five selectable functions on all valves.
Hydraulic oil spill collectors

HITCH AND DRAWBAR:

Swinging drawbar w/2 in. (51 mm)
drawbar pin 6,000 lb. vertical tongue
weight (2,724 kg)
Auto-Pin hammerstrap and safety
chain support

SAFETY EQUIPMENT:

SMV emblem, transport tie down
points on front and rear frames,
67.8 cubic ft. (6.3 cubic meter) of
tinted tempered glass, ROPS, HFC
134A refrigerant, neutral start system,
operator presence switch, safety seat
belt and articulation locks.
Road lighting meets ASAE spec. and
includes directional signal lights,
4-way flashers, brake lights and wide
machine marker lights
(wheeled tractors only).
L.H. and R.H power electric wide
external adjustable mirror
Single beacon light

EASY ACCESS GROUND LEVEL

MAINTENANCE:

Sight gauges for fuel, hydraulic fluid,
transmission fluid, and engine
coolant levels
Cab filter, engine oil level, batteries,
articulation pivot lubrication points
Rearward pivoting, rear hinged tilt hood
Lockdown capability of front grill screen,
transmission/hydraulic fill, fuel tank
and battery service door.

**STEIGER 420 QUADTRAC TRACTOR
US PRICE LIST**

(Ex Works Fargo, ND)

Models

COMMERCIAL MODEL	VERSION	ENGINE POWER	Weight	List Price
STEIGER 420 TR	Quadtrac Rowtrac	420 HP	32,000 LB	\$420,847.00

Factory Supplied Options

Order Code	Description	Weight	List Price
------------	-------------	--------	------------

OPERATOR STRUCTURE

SD_T9200 OPERATOR STRUCTURE #1

449057	DLX CAB W/SUSPENSION See standard features for a full list of features.		No Charge
449059	LUX PERFORMANCE CAB Includes all features listed in standard features plus the following: 3 front and 1 rear wiper Carpet floor mat Red leather **POSITIVE RESPONSE** heated and ventilated seat Slide out lower cushion with height and length adjustment Red leather instructional seat Deceleration pedal Business Band Radio Antenna Ready with roof mount Electric Adjustment roof mounted mirrors Performance radio with the following features: AM/FM/WB and Satellite Radio Ready, CD player, USB input Jack, Aux input Jack A-Post Monitor Mount		\$4,716.00

WORK LIGHTING

SD_T8706 HID LIGHTS

XT8706X	Standard less HID lights		No Charge
449344	Front & Rear HID lights-3 HID For Models 370, 420, 470, 500 Rowtrac 3 HID Lights replaces std halogen lights - 1 center front HID light - 2 adjustable rear fender-mounted HID flood lights		\$2,211.00

**STEIGER 420 QUADTRAC TRACTOR
US PRICE LIST**

(Ex Works Fargo, ND)

	449345	Front & Rear HID lights-7 HID For Models 370, 420, 470, 500 Rowtrac 7 HID Lights replaces std halogen lights - 1 center front 1 HID light. - 2 side front HID lights. - 4 adjustable rear fender-mounted HID lights.		\$3,749.00
--	--------	---	--	------------

SD_T9175 WORK LIGHTS - HID

	XT9175X	Less HID work lights		No Charge
	420927	HID cab roof worklight package 360 Degree Lighting 4 HID cab roof work lights Two rear side cab mounted roof trapezoidal HID lights mounted on each side of the cab. Two of the lights may be moved to lower front of cab roof if desired. Can be used with code 449344 or 449345 HID lights (Rowtrac) or 420695 or 420696 front and rear HID lights (Quadtrac)		\$1,869.00

BEACON LIGHTING

SD_T9145 ROTARY BEACON

	420025	Single beacon light Mounting bracket installed at the factory, light shipped in cab for dealer installation		No Charge
	420099	Dual beacon light Mounting brackets installed at the factory, lights shipped in cab for dealer installation.		\$786.00

DISPLAY MOUNTING

SD_T7619 RH MONITOR/MOUNTING

	429321	RH window bar display ready With Ram mount and wiring harness		No Charge
	429322	RH window bar w/large display Includes window Ram mount, AFS Pro 700, window harness and window bar		\$5,083.00
	429352	RH armrest w/large display RH armrest mount, and AFS Pro 700 Also includes window mount, window harness, and window bar		\$5,322.00

**STEIGER 420 QUADTRAC TRACTOR
US PRICE LIST**

(Ex Works Fargo, ND)

PRECISION FARMING

AUTOGUIDANCE READY

SD T9210 AUTOGUIDANCE

	420782	Factory guidance ready Includes steering sensor, electronic steering valve, auto guidance disengage switch, steering manifold hoses, cab wiring harness, hardware, auto guidance AFS decals.		No Charge
	429314	AG Ready w/Nav II controller Includes Auto Guidance Ready (420782) Navigation II Controller		\$5,408.00
	429367	Nav II w 372 Rec WAAS Includes Auto Guidance Ready (420782), Navigation II Controller, 372 GPS Receiver with WASS, EGNOS, and VBS Pro 700 Monitor is not included.		\$8,653.00
	429368	Nav II w372 RecHP/XP/GLNS/WAAS Includes Auto Guidance Ready (420782), Navigation II Controller, 372 GPS Receiver with WASS, EGNOS, and VBS Pro 700 Monitor is not included.		\$11,153.00

ENGINE

STARTING AID

SD T1938 WEATHER PACK

	XT1938X	Standard without cold start Grid heater is standard equipment		No Charge
	420814	Cold weather starting aid pkg Consists of 120V, 1500W engine block coolant heater and transmission oil heat maintainer.		\$453.00

COMPRESSION BRAKE

SD T1933 COMPRESSION ENGINE

	XT1933X	No compression brake		No Charge
	429179	Engine compression brake Includes control system and factory installed engine brake. Recommended for large tow behind Implements, grain carts and slurry tankers		\$4,200.00

**STEIGER 420 QUADTRAC TRACTOR
US PRICE LIST**

(Ex Works Fargo, ND)

TRANSMISSION

RADAR

SD T7581 RADAR

	XT7581X	Std less ground speed sensor		No Charge
	420823	True ground speed sensor Provides radar measurement of ground speed to aid in accurate application of chemicals and other speed sensitive operations. (Required to monitor fuel usage, area covered, fuel usage per acre, area covered per hour, distance covered, distance covered per minute, slip control and slip limit control)		\$807.00

BACK-UP ALARM

SD T5201 BACK-UP ALARM

	XT5201X	Standard less backup alarm		No Charge
	420824	Backup warning alarm		\$228.00

TRAILER BRAKES

TRAILER BRAKES

SD T7130 TRLR BRK VLV

	XT7130X	No hydraulic trailer brakes		No Charge
	420514	Hydraulic trailer brake Recommended for Large Tow behind Implements, Grain Carts, and Slurry Tankers NOTE: Cannot be ordered with 5 remotes (420403)		\$1,394.00

HITCH

HITCH AND DRAWBAR

SD T8960 3 - POINT LINKAGE-REAR

	420501	Standard drawbar 6,000lb. Static vert. tongue weight capacity 370, 420, 470, 500, 540 and 580 HP with HD axles.		No Charge
--	--------	---	--	-----------

**STEIGER 420 QUADTRAC TRACTOR
US PRICE LIST**

(Ex Works Fargo, ND)

	420504	High capacity drawbar Ag without 3 pt Hitch (2" drawbar pin diameter with 11,000 lb. vertical tongue weight capacity) Ground clearance 19.6" width 5" thickness 2.5" pin size 2" Must order 84265017- Kit, CAT 4 Quick Coupler Conversion from Parts Supplied to go from CAT 4 to CAT 3		\$2,823.00
	420506	Three point hitch Cat IV - N Elec 3-pt Hitch 20,000 lb. lift capacity, Cat IV - N Elec 3-pt Hitch is Convertible to Cat III, with 2" diameter drawbar pin and 11,000 vertical tongue weight capacity. Ground clearance 19.6" width 5" thickness 2.5" pin size 2" Requires 420823 - True ground speed sensor Requires 449068 - Front Bumper casting for all Quadtrac® Must order 84265017- Kit, CAT 4 Quick Coupler Conversion from Parts Supplied to go from CAT 4 to CAT 3		\$25,162.00

HYDRAULICS

HYDRAULIC PUMP

SD T8220 HYDRAULIC PUMP

	420301	Hydraulic pump, standard 40 gpm (151L /min) flow only on 370 models 42 gpm (159L/min) flow on 420, 470, 500, 540, 580 & 620 models		No Charge
	420302	Hydraulic pump, high capacity 55 gpm (208L /min) flow only on 370 model 57 gpm (216L/min) flow 420, 470, 500, 540, 580 & 620 models		\$2,612.00

SD T8276 PARALLEL FLOW HYDRA

	XT8276X	Std Less High-Flow Hyd		No Charge
--	---------	------------------------	--	-----------

**STEIGER 420 QUADTRAC TRACTOR
US PRICE LIST**

(Ex Works Fargo, ND)

	429176	<p>2 pumps</p> <p>Twin Flow Setting from factory hydraulic flow is supplied controlled for left hand side hydraulic remotes by main pump and right hand side remotes are supplied by second pump</p> <p>Twin flow can be converted to Parrallel Flow where all hydraulic flow is supplied to all remote valves equally by both pumps</p> <p>Conversion kit is shipped with tractor from factory (in cab)</p> <p>For 370 model additional 53 gpm with 1/2 in. ISO Couplers. For 420, 470, 500, 540, 580, and 620 models additional 56 gpm with 1/2 in. ISO Couplers.</p> <p>Available with/without 3 pt. Hitch and PTO options. Can be ordered with 420301 or 420302 (Hydraulic Pump)</p>		\$9,037.00
--	--------	---	--	------------

REAR REMOTE VALVES

SD T8270 REAR REMOTES

	420402	<p>4_electric remotes</p> <p>Electronic control actuation In-cab electronic flow controls with selectable functions Includes 4 paddles (for #1 - 4, #1 on Multi-Function Handle)</p>		No Charge
	420403	<p>5_electric remotes</p> <p>Available only on 370, 420, 470, 500 Rowtrac models with 3 point hitch (420506)</p> <p>Electronic control actuation In-cab electronic flow controls with selectable functions Includes 4 paddles (for #1-4, #5 on Multi-Function Handle)</p> <p>REQUIRES: 420506 - THREE POINT HITCH Can only be ordered in combination with Three Point Hitch on 370, 420, 470, 500 Rowtrac NOTE: Cannot be ordered with Hydraulic Trailer Brakes (420514)</p>		\$1,742.00
	424826	<p>6_electric remotes</p> <p>Electronic control actuation In-cab electronic flow controls with selectable functions Includes 6 paddles Not compatible with 3pt Hitch on 370, 420, 470, 500 Rowtrac</p>		\$3,485.00
	424827	<p>Eight electric remotes</p> <p>Electronic control actuation In-cab electric flow controls with selectable functions with four paddle controls and joystick</p> <p>Available on tractors WITHOUT 3pt Hitch Not compatible with 3pt Hitch on 370, 420, 470, 500 Rowtrac Not compatible with 3pt Hitch on 470, 540, 580, 620 Quadtrac</p>		\$6,969.00

**STEIGER 420 QUADTRAC TRACTOR
US PRICE LIST**

(Ex Works Fargo, ND)

POWER BEYOND

SD T8275 POWER BEYOND COUPLE

	XT8275X	Std less power beyond	No Charge
	420828	Power beyond supply and return Motor return with 2 hydraulic 3/4 in. couplers and hose tips. - Hydraulic Supply - Hydraulic Return - Load Sensing Signal - Hydraulic Motor Case Drain	\$524.00

PTO

SD T8010 PTO

	420600	No PTO	No Charge
	420601	1000 RPM Independent PTO Power Take - Off 1.75 in (44.5mm) shaft	\$14,603.00

AXLE

SD T5900 FRONT REAR 4WD AXLE

	424824	High CapBar w/ diff lock Includes hydraulic differential lock	No Charge
--	--------	---	-----------

TRACKS

SD T4944 TRACKS

Rowtrac Tractor			
	9719042	16" Rowtrac GY Narrow 16" Goodyear Track System Set at 80" from the factory, Narrow undercarriage Note: 16" Tracks recommended for 20" and 22" Rows	No Charge
	9719142	18" Rowtrac GY Narrow 18" Goodyear Track System Set at 80" from the factory, Narrow undercarriage	\$2,182.00
	9719242	24" Rowtrac GY Narrow 24" Goodyear Track System Set at 80" from the factory, Narrow undercarriage	\$8,732.00
	9719342	24" Rowtrac GY Wide 24" Goodyear Track System Set at 80" from the factory, WIDE undercarriage	\$10,188.00

**STEIGER 420 QUADTRAC TRACTOR
US PRICE LIST**

(Ex Works Fargo, ND)

9719442	30" Rowtrac GY Wide 30" Goodyear Track System Set at 80" from the factory, WIDE undercarriage		\$11,415.00
9719040	16" Rowtrac CM Narrow 16" Camoplast Track System Set at 80" from the factory, Narrow undercarriage Note: 16" Tracks recommended for 20" and 22" Rows		No Charge
9719140	18" Rowtrac CM Narrow 18" Camoplast Track System Set at 80" from the factory, Narrow undercarriage		\$2,182.00
9719240	24" Rowtrac CM Narrow 24" Camoplast Track System Set at 80" from the factory, Narrow undercarriage		\$8,732.00
9719340	24" Rowtrac CM Wide 24" Camoplast Track System Set at 80" from the factory, WIDE undercarriage		\$10,188.00
9719540	30" Rowtrac CM Wide 30" Camoplast Track System Set at 80" from the factory, WIDE undercarriage		\$11,415.00

SD_T5001 DRIVE WHEEL SCRAPER

XT5001X	Std Less Drive Wheel scrapers		No Charge
420909	Undercarriage Scrapers Undercarriage Scrapers for Rowtrac® models Drive wheel scrapers (4) Recommended for wet muddy conditions.		\$827.00

TRACK SPACING

SD_T5901 WHEEL SPACERS

Tread Spacing			
449012	88" Rowtrac Spacer Kit 88" Rowtrac tread spacing Kit - Field installed Includes: (4) Proper length half shafts for RH and LH (4) precision machined cast ductile iron housings with dowel pins New oil seals and rubber o-rings 24mm Hardware Instruction sheet		\$4,986.00

**STEIGER 420 QUADTRAC TRACTOR
US PRICE LIST**

(Ex Works Fargo, ND)

	449013	120" Rowtrac Spacer Kit 120" Rowtrac tread spacing Kit - Field installed Includes: (4) Proper length half shafts for RH and LH (4) precision machined cast ductile iron housings with dowel pins New oil seals and rubber o-rings 24mm Hardware Instruction sheet Additional hydraulic tubes and brackets to get fluid to the rubber track tensioning cylinder Note: T8704/420029 - Wide Marker Lights required		\$8,240.00
	XT5901X	Std less rear wheel spacers		No Charge

OTHER EQUIPMENT

SD T5202 TOW CABLE

	XT5202X	Standard less tow cable		No Charge
	420816	Tow cable for HD tractor Extends to front of tractor. NOTE: Tow Cable requires tractor be equipped with Front Bumper Weight (449114 or 449068) or Grill Protection Plate (449095 or 449067).		\$2,623.00

FRONT BALLAST

SD T2150 FRONT BALLAST

For All Models				
	XT2150X	Standard less front ballast		No Charge
For Rowtrac Only				
	449095	GRILL PROTECTION PLATE For the use of a tow cable without a front bumper casting For 370, 420, 470, and 500 Rowtrac models 229lbs		\$869.00
	449114	FRONT BUMPER WEIGHT For 370, 420, 470, and 500 Rowtrac models 874lbs		\$1,273.00

OPERATOR'S MANUAL

SD T9840 COUNTRY CONFIGURATION

	420701	North American English		No Charge
	420702	French Canadian		No Charge
	420705	Spanish		No Charge

**STEIGER 420 QUADTRAC TRACTOR
US PRICE LIST**

(Ex Works Fargo, ND)

Factory Supplied Attachments

Order Code	Description	Weight	List Price
Ballast Weight Kits			
84312308	Front Bumper Casting For 370, 420, 470, 500 Rowtrac only 874lbs.	873 LB	\$2,262.00
3 Point Hitch and Drawbar Kits			
47359021	Three Point Kit Field Installed Rowtrac Not for Scraper Models	3,054 LB	\$24,366.00
Electrical and Cab Kits			
84299370	Back Up Alarm Kit	26 LB	\$235.00
84302098	Decel Pedal Kit	22 LB	\$347.00
84303625	Business Band Antenna Cable	4 LB	\$152.00
84313734	"A" Post Monitor Mount Kit	11 LB	\$154.00
84319907	RH Window Bar Display Ready For Pro 600/700 Includes harness and monitor mount	11 LB	\$317.00
84420722	Lower Front Wiper Kit	44 LB	\$552.00
Lighting Kits			
84156115	Rear Flood HID Kit 2 rear facing High Output Flood Lamps, mounted on the rear fenders, Outer position. Tier 4A only	13 LB	\$1,504.00
84156118	Rear Trapezoidal HID KIT 2 rear facing High Output Trapezoidal Lamps, mounted on the rear fenders, Inner position. Tier 4A only	13 LB	\$1,430.00
84303648	360 Degree Lighting Kit 2 HID lights for each side of the cab roof top.	33 LB	\$1,869.00
84303666	Marker Light Kit - NAO	88 LB	\$641.00
84305282	High Intensity Discharge (HID) Lighting Lighting Kit, Contains 2 Halogen worklamp assemblies. Each assembly contains 1 HID lamp and ballast. For Models 370, 420, 470 and 500 Rowtrac and 350, 400, 450, and 500 Rowtrac. (Tier 4A)	8 LB	\$1,556.00
84305348	High Intensity Discharge Lighting (HID) Lighting Kit, Contains 1 worklamp assembly. Each assembly contains 3 HID Lamps and Ballasts. For Models 370, 420, 470 and 500 Rowtrac and 350, 400, 450, and 500 Rowtrac. (Tier 4A)	8 LB	\$2,193.00
Other Equipment			
84306032	Fire Extinguisher Kit	46 LB	\$205.00
84600025	Rowtrac Drivewheel Scraper Kit	24 LB	\$827.00

**STEIGER 420 QUADTRAC TRACTOR
US PRICE LIST**

(Ex Works Fargo, ND)

Tow Cable Kits

	47464172	KIT, Grill Protection Plate RCP 370, 420, 470, and 500 Rowtrac and 350, 400, 450, 500 Rowtrac (Tier 4A) For use without a front bumper or weight frame Includes mounting provision for a Tow Cable kit	113 LB	\$969.00
	47368290	KIT, TOW CABLE ROWTRAC For 370, 420, 470, 500 Rowtrac only	352 LB	\$2,702.00

Hydraulic Kits

	84366432	Auxillary Pump Drive Kit Required with Twin/Parrallel Flow Option without PTO	211 LB	\$2,467.00
	47362354	Kit, Hydraulics Upgrade Rowcrop Twinflow kit For 370, 420, 470, and 500 Rowtrac For 350, 400, 450, and 500 Rowtrac (Tier 4A)	130 LB	\$10,841.00

PTO Kits

	84603256	PTO KIT - Rowtrac For 370, 420, 470, and 500 Rowtrac models only For 350, 400, 450, and 500 Rowtrac Models only (Tier 4A)	1,025 LB	\$15,187.00
--	----------	---	----------	-------------

Tread Spacing

	47496439	88" Rowtrac Tread spacing Kit For Rowtrac	885 LB	\$4,986.00
	47496440	120" Rowtrac Tread spacing Kit For Rowtrac	2,225 LB	\$8,240.00

	47534809	KIT, REAR HID FLOOD LIGHTS 2 rear facing High Output Flood Lamps, mounted on the rear fenders, Outer position. Tier 4B	13 LB	\$1,504.00
	47534810	KIT, HID REAR TRAPEZOIDAL LIGHTS 2 rear facing High Output Trapezoidal Lamps, mounted on the rear fenders, Inner position. Tier 4B	13 LB	\$1,430.00

**STEIGER 470 QUADTRAC TRACTOR
US PRICE LIST**

(Ex Works Fargo, ND)

Standard Equipment

ENGINE:

Case IH 6-cylinder, 24 valve,
turbocharged, aftercooled
Tier 4 SCR Engine Technology
Wastegate Turbo
Electronic Common Rail Fuel System
787 cu. in. (12.9 L)
Horsepower:
470 hp (336 kW)
rated engine at 2,100 rpm
407 hp (304 kW) PTO
517 hp (386 kW)
maximum engine at 1,900 rpm
Peak torque: 1,643 ft lbf at 1,400 RPM
Power Boost provided when remote
constant flow hydraulics, PTO, or road
transport gears are engaged
Air-induction: Two stage system with
Donaldson PowerCore™
primary and pleated secondary
elements. Exhaust aspirated
integral pre-cleaner
Auxiliary fuel filter
Grid heater
Auxiliary water separator filter
Exhaust: mounted in-line with cab
corner post
Foot operated electronic decelerator
switch
Viscous fan drive
Constant engine speed control

OPERATOR PROTECTIVE

STRUCTURE:

CASE IH Deluxe Surveyor™ cab
includes:
Four way cab suspension standard
on Quadtrac® and Rowtrac® models
132 cubic ft. (3.7 cubic meter)
cab volume
Automatic Temperature Control
(Heater & A/C)
Seat: Case IH logo cloth Optima™
air suspension and heated seat with
adjustable

OPERATOR PROTECTIVE

STRUCTURE: (continued)

R.H. 40 degree swivel
adjustable R.H. armrest,
adjustable lumbar support, firmness
and auto weight adjustments, fore/aft
and lateral isolators, back cushion tilt,
swivel, fore/aft position and height
adjustments
MultiControl handle with
integrated backlighting and thumb
wheel control for setting APM
constant ground speed which also
includes, transmission, throttle,
hydraulic, PTO, hitch control, and
shuttle functions
Steering Wheel: comfort grip, tilt and
telescopic
Self-Canceling turn signals
Windshield wiper/washer:
center front and rear
Elevated foot rest bar
Front and rear sunshades
AM/FM/Weather Band Radio with
Satellite radio including including
antenna, wiring and 6 speakers
Inside rear view mirror, 2 dome lights,
and map light
R.H. swing-out window
R.H. Window Monitor Mounting Bar -
includes universal monitor
mounting brackets and RAM mount
with harness for optional
AFS Pro 700 display.
Coat hook, three cup holders and horn
9 auxiliary 12V power outlets
Storage: Tray for laptop computer
space, 1.3 cubic ft. (.04 cubic meter)
compartment w/removable bin, cooler
storage area cargo net storage area
L.H. and R.H. upper cab storage areas
L.H. and R.H. frame mounted toolboxes

**STEIGER 470 QUADTRAC TRACTOR
US PRICE LIST**

**(Ex Works Fargo, ND)
Standard Equipment**

INSTRUMENTATION:

All readouts are located in the right hand cab post
Analog display of engine oil pressure, coolant temperature, and fuel level.
Digital display of engine rpm, engine hours, travel speed, transmission gear selection, and diesel exhaust fluid level

Indicator and audible alarm for: filter restriction of hydraulic, transmission and axle lube systems, engine oil press., coolant temp., air intake temp., transmission oil temp., hydraulic oil temp., voltage, brake press., low fuel level, low diesel exhaust fluid level, and engine air filter restriction

Performance Instrumentation - Provides data on percentage slip, engine % of rated power, gallons per hour and gallons per acre fuel usage, distance travelled, area covered, hydraulic flow control settings with individual timers for each remote valve, detailed service interval information, and electronic End of Row Functions

Automatic tractor shutdown

Electronic service tool compatible

ACCUGUIDE:

Factory Ready AFS AccuGuide™ (List Price Value \$5,443 USD) includes steering sensor, electronic steering valve, steering manifold hoses, cab wiring harnesses, antenna wiring harness, antenna / receiver mounting bracket, and hardware.

ISO 11783 Implement system connector and rear connecting bracket

AFS Pro 700 Display Ready - accommodates optional AFS Pro 700 display

CAPACITIES:

Diesel Fuel: 250 US gal (946 L) for Rowtrac®

Diesel Fuel: 307 US gal (1,162 L) for Quadtrac®

Diesel Exhaust Fluid:

42 US gal (159L) Rowtrac®

85 US gal (322L) Quadtrac®

ELECTRICAL:

200 amp. alternator,
12 volt electrical system and 24 volt starting system with 2 - 1,000 CCA low maintenance batteries

Front Lighting:

Rowtrac®:

2 Adjustable hi/low beam road/work lights

3 Halogen work lights (2 outside flood lights, 1 center spot light)

2 cab roof top turn signal/hazard warning lights, single beacon light

Quadtrac®:

2 Adjustable hi/low beam road/work lights

6 Halogen work lights (flood lights)

2 cab roof top turn signal/hazard warning lights,

Rear Lighting:

Rowtrac® and Quadtrac®

4 adjustable halogen flood work lights on rear fenders

4 adjustable halogen flood work lights on rear cab top

2 tail/brake lights located in rear fender

2 turn signal lights in the rear fender

2 cab roof top turn signal/hazard warning lights

Egress Lighting:

2 Front outer halogen flood work lights

2 Rear cab top halogen flood work lights

2 dome lights.

**STEIGER 470 QUADTRAC TRACTOR
US PRICE LIST**

**(Ex Works Fargo, ND)
Standard Equipment**

TRANSMISSION:

16 Speed Full-Powershift - Diesel
Saver™ APM, Automatic Productivity
Management System. AutoSkip™
system, 16F and 2R speeds with
transport mode.
Start forward movement in 1st thru
8th gear.
Steering column mounted F-N-R
R.H. and L.H. shuttle shift with integral
park.

BRAKES:

Power internal wet disc brakes on front
and rear axles, self-adjusting and
self-equalizing
Parking Brake: spring applied,
hydraulic release

AXLES:

Quadtrac®, and Rowtrac®
use a pressure lubricated, oil cooled
planetary drive
wheelbase
Hydraulic differential lock
Quadtrac® -
56,000 lb. (25,401 kg) GVW capacity
4.5 in. x 90 in. (115 mm x 2,286 mm)
Inboard planetary drive flange axle
154 in. (3,912 mm) wheelbase
Rowtrac® -
57,050 lb. (25,878 kg) GVW capacity
4.5 in x 80 in. (115 mm x 2,032 mm)
Inboard planetary drive flange axle
160in. (4,063mm) total wheelbase
Adjustable to 88 in. (2,235 mm) and
120 in. (3,048 mm) track spacing

QUADTRAC® and ROWTRAC® TRACKS:

Quadtrac®:
30 in (762 mm) wide
Goodyear AG Tracks
clear plastic roller and idler covers

QUADTRAC® and ROWTRAC® TRACKS:

(Continued)
Rowtrac®:
16 in. (406 mm) Goodyear track system
set at 80 in (2,032 mm) from the
factory
narrow undercarriage
clear plastic roller and idler covers

HYDRAULICS:

Pressure flow compensating system:
42 gpm (159 L/min) pump flow
210 bar (3,050 psi/21,000 kPa)
max. operating pressure
Four remote circuits with ISO
breakaway couplers
In-cab electronic flow controls and
timed detents for raise and lower
hydraulic flow
Five selectable functions on all valves.
hydraulic oil spill collectors

HITCH AND DRAWBAR:

Swinging drawbar w/2 in. (51 mm)
drawbar pin 6,000 lb. vertical tongue
weight (2,724 kg)
Auto-Pin hammerstrap and safety
chain support

SAFETY EQUIPMENT:

SMV emblem, transport tie down points
on front and rear frames, 67.8 cubic ft.
(6.3 cubic meter) of tinted tempered
glass, ROPS, HFC 134A refrigerant,
neutral start system, operator
presence switch, safety seat belt and
articulation locks.
Road lighting meets ASAE spec.
and includes directional signal lights,
4-way flashers, brake lights and
wide machine marker lights
(wheeled tractors only).
L.H. and R.H. power electric wide
external adjustable mirrors

**STEIGER 470 QUADTRAC TRACTOR
US PRICE LIST**

(Ex Works Fargo, ND)

Standard Equipment

Single beacon light (ag versions)

EASY ACCESS GROUND LEVEL

MAINTENANCE:

Sight gauges for fuel, hydraulic fluid,
transmission fluid, and engine
coolant levels

Cab filter, engine oil level, batteries,
articulation pivot lubrication points

Rearward pivoting, rear hinged tilt hood

Lockdown capability of front grill screen,
transmission/hydraulic fill, fuel tank
and battery service door.

**STEIGER 470 QUADTRAC TRACTOR
US PRICE LIST**

(Ex Works Fargo, ND)

Models

COMMERCIAL MODEL	VERSION	ENGINE POWER	Weight	List Price
STEIGER 470 TR	Quadtrac	470HP	32,000 LB	\$458,930.00
STEIGER 470 TR	Quadtrac Rowtrac	470HP	32,000 LB	\$450,342.00

Factory Supplied Options

Order Code	Description	Weight	List Price
------------	-------------	--------	------------

OPERATOR STRUCTURE

SD_T9200 OPERATOR STRUCTURE #1

449057	DLX CAB W/SUSPENSION See standard features for a full list of features.		No Charge
449059	LUX PERFORMANCE CAB Includes all features listed in standard features plus the following: 3 front and 1 rear wiper Carpet floor mat Red leather **POSITIVE RESPONSE** heated and ventilated seat Slide out lower cushion with height and length adjustment Red leather instructional seat Deceleration pedal Business Band Radio Antenna Ready with roof mount Electric Adjustment roof mounted mirrors Performance radio with the following features: AM/FM/WB and Satellite Radio Ready, CD player, USB input Jack, Aux input Jack A-Post Monitor Mount		\$4,716.00

WORK LIGHTING

SD_T8706 HID LIGHTS

XT8706X	Standard less HID lights		No Charge
449344	Front & Rear HID lights-3 HID For Models 370, 420, 470, 500 Rowtrac 3 HID Lights replaces std halogen lights - 1 center front HID light - 2 adjustable rear fender-mounted HID flood lights		\$2,211.00

**STEIGER 470 QUADTRAC TRACTOR
US PRICE LIST**

(Ex Works Fargo, ND)

	420695	Front & Rear HID lights-4 HID For Models 470, 500, 540, 580, 620 Quadtrac 4 HID Lights replaces std halogen lights - 2 HID Lights in front grill - 2 HID Lights on rear fenders		\$2,622.00
	449345	Front & Rear HID lights-7 HID For Models 370, 420, 470, 500 Rowtrac 7 HID Lights replaces std halogen lights - 1 center front 1 HID light. - 2 side front HID lights. - 4 adjustable rear fender-mounted HID lights.		\$3,749.00
	420696	Front & Rear HID lights-10 HID For Models 470, 500, 540, 580, 620 Quadtrac 10 HID Lights replaces std halogen lights - 6 HID Lights in front grill - 4 HID Lights on rear fenders		\$4,884.00

SD_T9175 WORK LIGHTS - HID

	XT9175X	Less HID work lights		No Charge
	420927	HID cab roof worklight package 360 Degree Lighting 4 HID cab roof work lights Two rear side cab mounted roof trapezoidal HID lights mounted on each side of the cab. Two of the lights may be moved to lower front of cab roof if desired. Can be used with code 449344 or 449345 HID lights (Rowtrac) or 420695 or 420696 front and rear HID lights (Quadtrac)		\$1,869.00

BEACON LIGHTING

SD_T9145 ROTARY BEACON

	420025	Single beacon light Mounting bracket installed at the factory, light shipped in cab for dealer installation		No Charge
	420099	Dual beacon light Mounting brackets installed at the factory, lights shipped in cab for dealer installation.		
		if VERSION is Quadtrac Rowtrac		\$786.00
		if VERSION is Quadtrac		\$786.00

DISPLAY MOUNTING

SD_T7619 RH MONITOR/MOUNTING

	429321	RH window bar display ready With Ram mount and wiring harness		No Charge
--	--------	---	--	-----------

**STEIGER 470 QUADTRAC TRACTOR
US PRICE LIST**

(Ex Works Fargo, ND)

	429322	RH window bar w/large display Includes window Ram mount, AFS Pro 700, window harness and window bar		\$5,083.00
	429352	RH armrest w/large display RH armrest mount, and AFS Pro 700 Also includes window mount, window harness, and window bar		\$5,322.00

PRECISION FARMING

AUTOGUIDANCE READY

SD T9210 AUTOGUIDANCE

	420782	Factory guidance ready Includes steering sensor, electronic steering valve, auto guidance disengage switch, steering manifold hoses, cab wiring harness, hardware, auto guidance AFS decals.		No Charge
	429314	AG Ready w/Nav II controller Includes Auto Guidance Ready (420782) Navigation II Controller		\$5,408.00
	429367	Nav II w 372 Rec WAAS Includes Auto Guidance Ready (420782), Navigation II Controller, 372 GPS Receiver with WASS, EGNOS, and VBS Pro 700 Monitor is not included.		\$8,653.00
	429368	Nav II w372 RecHP/XP/GLNS/WAAS Includes Auto Guidance Ready (420782), Navigation II Controller, 372 GPS Receiver with WASS, EGNOS, and VBS Pro 700 Monitor is not included.		\$11,153.00

ENGINE

STARTING AID

SD T1938 WEATHER PACK

	XT1938X	Standard without cold start Grid heater is standard equipment		No Charge
	420814	Cold weather starting aid pkg Consists of 120V, 1500W engine block coolant heater and transmission oil heat maintainer.		\$453.00

COMPRESSION BRAKE

SD T1933 COMPRESSION ENGINE

	XT1933X	No compression brake		No Charge
--	---------	----------------------	--	-----------

**STEIGER 470 QUADTRAC TRACTOR
US PRICE LIST**

(Ex Works Fargo, ND)

	429179	Engine compression brake Includes control system and factory installed engine brake. Recommended for large tow behind Implements, grain carts and slurry tankers		\$4,200.00
--	--------	--	--	------------

TRANSMISSION

RADAR

SD T7581 RADAR

	XT7581X	Std less ground speed sensor		No Charge
	420823	True ground speed sensor Provides radar measurement of ground speed to aid in accurate application of chemicals and other speed sensitive operations. (Required to monitor fuel usage, area covered, fuel usage per acre, area covered per hour, distance covered, distance covered per minute, slip control and slip limit control)		\$807.00

BACK-UP ALARM

SD T5201 BACK-UP ALARM

	XT5201X	Standard less backup alarm		No Charge
	420824	Backup warning alarm		
		if VERSION is Quadtrac Rowtrac		\$228.00
		if VERSION is Quadtrac		\$228.00

TRAILER BRAKES

TRAILER BRAKES

SD T7130 TRLR BRK VLV

	XT7130X	No hydraulic trailer brakes		No Charge
	420514	Hydraulic trailer brake Recommended for Large Tow behind Implements, Grain Carts, and Slurry Tankers NOTE: Cannot be ordered with 5 remotes (420403)		\$1,394.00

HITCH

HITCH AND DRAWBAR

SD T8960 3 - POINT LINKAGE-REAR

	420501	Standard drawbar 6,000lb. Static vert. tongue weight capacity 370, 420, 470, 500, 540 and 580 HP with HD axles.		
		if VERSION is Quadtrac		No Charge
		if VERSION is Quadtrac Rowtrac		No Charge

**STEIGER 470 QUADTRAC TRACTOR
US PRICE LIST**

(Ex Works Fargo, ND)

	420504	<p>High capacity drawbar Ag without 3 pt Hitch (2" drawbar pin diameter with 11,000 lb. vertical tongue weight capacity) Ground clearance 19.6" width 5" thickness 2.5" pin size 2" Must order 84265017- Kit, CAT 4 Quick Coupler Conversion from Parts Supplied to go from CAT 4 to CAT 3</p>			
		if VERSION is Quadtrac Rowtrac			\$2,823.00
		if ENGINE POWER is 470HP and VERSION is Quadtrac			\$2,823.00
	420506	<p>Three point hitch Cat IV - N Elec 3-pt Hitch 20,000 lb. lift capacity, Cat IV - N Elec 3-pt Hitch is Convertible to Cat III, with 2" diameter drawbar pin and 11,000 vertical tongue weight capacity. Ground clearance 19.6" width 5" thickness 2.5" pin size 2" Requires 420823 - True ground speed sensor Requires 449068 - Front Bumper casting for all Quadtrac® Must order 84265017- Kit, CAT 4 Quick Coupler Conversion from Parts Supplied to go from CAT 4 to CAT 3</p>			
		if VERSION is Quadtrac Rowtrac			\$25,162.00
		if ENGINE POWER is 470HP and VERSION is Quadtrac			\$25,162.00
	424264	<p>Cat 5 Drawbar L/TPH without three point hitch (2.75" drawbar pin diameter with 15,000 lb. vertical tongue weight capacity) For 470, 500, 540, 580, 620 Quadtrac Models Ground clearance 19.6" width 5" thickness 3" pin size 2.75" Must order 47477445- Cat 5 to 4 Conversion kit from Parts Supplied to go from CAT 5 to CAT 4 drawbar</p>			\$3,815.00

**STEIGER 470 QUADTRAC TRACTOR
US PRICE LIST**

(Ex Works Fargo, ND)

	424265	Cat 5 Drawbar W/TPH With three point hitch (2.75" drawbar pin) 20,000lb Lift capacity 15,000lb Vertical tongue weight capacity For 470, 500, 540, 580, 620 Quadtrac Models Ground clearance 19.6" width 5" thickness 3" pin size 2.75" Requires 420823 - True ground speed sensor Requires 4449068 - Front Bumper casting for all Quadtrac® Must order 47477445- Cat 5 to 4 Conversion kit from Parts Supplied to go from CAT 5 to CAT 4 drawbar		\$26,825.00
--	--------	--	--	-------------

HYDRAULICS

HYDRAULIC PUMP

SD T8220 HYDRAULIC PUMP

	420301	Hydraulic pump, standard 40 gpm (151L /min) flow only on 370 models 42 gpm (159L/min) flow on 420, 470, 500, 540, 580 & 620 models		
		if VERSION is Quadtrac Rowtrac		No Charge
		if VERSION is Quadtrac		No Charge
	420302	Hydraulic pump, high capacity 55 gpm (208L /min) flow only on 370 model 57 gpm (216L/min) flow 420, 470, 500, 540, 580 & 620 models		
		if VERSION is Quadtrac Rowtrac		\$2,612.00
		if VERSION is Quadtrac		\$2,612.00

SD T8276 PARALLEL FLOW HYDRA

	XT8276X	Std Less High-Flow Hyd		No Charge
	429176	2 pumps Twin Flow Setting from factory hydraulic flow is supplied controlled for left hand side hydraulic remotes by main pump and right hand side remotes are supplied by second pump Twin flow can be converted to Parallel Flow where all hydraulic flow is supplied to all remote valves equally by both pumps Conversion kit is shipped with tractor from factory (in cab) For 370 model additional 53 gpm with 1/2 in. ISO Couplers. For 420, 470, 500, 540, 580, and 620 models additional 56 gpm with 1/2 in. ISO Couplers. Available with/without 3 pt. Hitch and PTO options. Can be ordered with 420301 or 420302 (Hydraulic Pump)		\$9,037.00

**STEIGER 470 QUADTRAC TRACTOR
US PRICE LIST**

(Ex Works Fargo, ND)

REAR REMOTE VALVES

SD_T8270 REAR REMOTES

	420402	4_electric remotes Electronic control actuation In-cab electronic flow controls with selectable functions Includes 4 paddles (for #1 - 4, #1 on Multi-Function Handle)		No Charge
	420403	5_electric remotes Available only on 370, 420, 470, 500 Rowtrac models with 3 point hitch (420506) Electronic control actuation In-cab electronic flow controls with selectable functions Includes 4 paddles (for #1-4, #5 on Multi-Function Handle) REQUIRES: 420506 - THREE POINT HITCH Can only be ordered in combination with Three Point Hitch on 370, 420, 470, 500 Rowtrac NOTE: Cannot be ordered with Hydraulic Trailer Brakes (420514)		\$1,742.00
	424826	6_electric remotes Electronic control actuation In-cab electronic flow controls with selectable functions Includes 6 paddles Not compatible with 3pt Hitch on 370, 420, 470, 500 Rowtrac		\$3,485.00
	424827	Eight electric remotes Electronic control actuation In-cab electric flow controls with selectable functions with four paddle controls and joystick Available on tractors WITHOUT 3pt Hitch Not compatible with 3pt Hitch on 370, 420, 470, 500 Rowtrac Not compatible with 3pt Hitch on 470, 540, 580, 620 Quadtrac		\$6,969.00

POWER BEYOND

SD_T8275 POWER BEYOND COUPLE

	XT8275X	Std less power beyond		No Charge
	420828	Power beyond supply and return Motor return with 2 hydraulic 3/4 in. couplers and hose tips. - Hydraulic Supply - Hydraulic Return - Load Sensing Signal - Hydraulic Motor Case Drain		\$524.00

PTO

SD_T8010 PTO

	420600	No PTO		No Charge
--	--------	--------	--	-----------

**STEIGER 470 QUADTRAC TRACTOR
US PRICE LIST**

(Ex Works Fargo, ND)

	420601	1000 RPM Independent PTO Power Take - Off 1.75 in (44.5mm) shaft		\$14,603.00
--	--------	--	--	-------------

AXLE

SD T5900 FRONT REAR 4WD AXLE

	424824	High CapBar w/ diff lock Includes hydraulic differential lock		No Charge
--	--------	---	--	-----------

TRACKS

SD T4944 TRACKS

Quadtrac Tractor

	9716340	30" Camoplast Ag Tracks 4 yr Track warranty for AG applications only		No Charge
	9709242	30" Goodyear Ag Tracks 30 in. (762mm) Goodyear Track 4 yr Track Warranty for AG applications only		No Charge
	9709442	30" GY ARMORLUG Tracks 4 yr Track warranty for AG applications only		\$8,993.00
	9717340	30" Tracks Camoplast Scraper 2 yr Track warranty SCRAPER and AG applications		\$10,286.00
	9709342	30" ARMORLUG™ Scraper Tracks 2 year Track warranty - SCRAPER and AG applications.		\$10,286.00
	9718340	36" Camoplast Ag Tracks 4 yr Track warranty for AG applications only		\$11,990.00
	9709142	36" Goodyear ARMORLUG™ Tracks 4 yr Track warranty for AG applications only		\$11,990.00

Rowtrac Tractor

	9719042	16" Rowtrac GY Narrow 16" Goodyear Track System Set at 80" from the factory, Narrow undercarriage Note: 16" Tracks recommended for 20" and 22" Rows		No Charge
	9719142	18" Rowtrac GY Narrow 18" Goodyear Track System Set at 80" from the factory, Narrow undercarriage		\$2,182.00
	9719242	24" Rowtrac GY Narrow 24" Goodyear Track System Set at 80" from the factory, Narrow undercarriage		\$8,732.00
	9719342	24" Rowtrac GY Wide 24" Goodyear Track System Set at 80" from the factory, WIDE undercarriage		\$10,188.00
	9719442	30" Rowtrac GY Wide 30" Goodyear Track System Set at 80" from the factory, WIDE undercarriage		\$11,415.00

**STEIGER 470 QUADTRAC TRACTOR
US PRICE LIST**

(Ex Works Fargo, ND)

9719040	16" Rowtrac CM Narrow 16" Camoplast Track System Set at 80" from the factory, Narrow undercarriage Note: 16" Tracks recommended for 20" and 22" Rows		No Charge
9719140	18" Rowtrac CM Narrow 18" Camoplast Track System Set at 80" from the factory, Narrow undercarriage		\$2,182.00
9719240	24" Rowtrac CM Narrow 24" Camoplast Track System Set at 80" from the factory, Narrow undercarriage		\$8,732.00
9719340	24" Rowtrac CM Wide 24" Camoplast Track System Set at 80" from the factory, WIDE undercarriage		\$10,188.00
9719540	30" Rowtrac CM Wide 30" Camoplast Track System Set at 80" from the factory, WIDE undercarriage		\$11,415.00

SD_T5001 DRIVE WHEEL SCRAPER

XT5001X	Std Less Drive Wheel scrapers		No Charge
420909	Undercarriage Scrapers Undercarriage Scrapers for Rowtrac® models Drive wheel scrapers (4) Recommended for wet muddy conditions.		\$827.00
449106	Quadtrac Drive Wheel scrapers Undercarriage Stops/Scrapers for Quadtrac® models Cushion undercarriage oscillation stops (8) and suspension support bumpers (8) with drive wheel scrapers (4). Recommended for TPH, front tanks, and wet muddy field conditions.		\$1,400.00

TRACK SPACING

SD_T5901 WHEEL SPACERS

Tread Spacing			
449012	88" Rowtrac Spacer Kit 88" Rowtrac tread spacing Kit - Field installed Includes: (4) Proper length half shafts for RH and LH (4) precision machined cast ductile iron housings with dowel pins New oil seals and rubber o-rings 24mm Hardware Instruction sheet		\$4,986.00

**STEIGER 470 QUADTRAC TRACTOR
US PRICE LIST**

(Ex Works Fargo, ND)

	449013	120" Rowtrac Spacer Kit 120" Rowtrac tread spacing Kit - Field installed Includes: (4) Proper length half shafts for RH and LH (4) precision machined cast ductile iron housings with dowel pins New oil seals and rubber o-rings 24mm Hardware Instruction sheet Additional hydraulic tubes and brackets to get fluid to the rubber track tensioning cylinder Note: T8704/420029 - Wide Marker Lights required		\$8,240.00
	XT5901X	Std less rear wheel spacers		No Charge

OTHER EQUIPMENT

SD T5202 TOW CABLE

	XT5202X	Standard less tow cable		No Charge
	420816	Tow cable for HD tractor Extends to front of tractor. NOTE: Tow Cable requires tractor be equipped with Front Bumper Weight (449114 or 449068) or Grill Protection Plate (449095 or 449067).		\$2,623.00

FRONT BALLAST

SD T2150 FRONT BALLAST

For All Models				
	XT2150X	Standard less front ballast		
		if VERSION is Quadtrac Rowtrac		No Charge
		if ENGINE POWER is 470HP and VERSION is Quadtrac		No Charge
For Quadtrac and Scraper				
	449068	Front Bumper Weight For 470, 500, 540, 580, and 620 Quadtrac models 1629 lbs.		\$2,372.00
For Ag Quadtrac Only				
	449067	Front Grill Guard For the use of a tow cable without a front bumper casting or front weight frame. For 470, 500, 540 Quadtrac models		\$869.00
For Rowtrac Only				
	449095	GRILL PROTECTION PLATE For the use of a tow cable without a front bumper casting For 370, 420, 470, and 500 Rowtrac models 229lbs		\$869.00

**STEIGER 470 QUADTRAC TRACTOR
US PRICE LIST**

(Ex Works Fargo, ND)

		449114	FRONT BUMPER WEIGHT For 370, 420, 470, and 500 Rowtrac models 874lbs		\$1,273.00
--	--	--------	--	--	------------

OPERATOR'S MANUAL

SD T9840 COUNTRY CONFIGURATION

		420701	North American English		No Charge
		420702	French Canadian		No Charge
		420705	Spanish		No Charge

**STEIGER 470 QUADTRAC TRACTOR
US PRICE LIST**

(Ex Works Fargo, ND)

Factory Supplied Attachments

Order Code	Description	Weight	List Price
Ballast Weight Kits			
84312308	Front Bumper Casting For 370, 420, 470, 500 Rowtrac only 874lbs.	873 LB	\$2,262.00
84147353	Front BumperCasting On Models 470, 500, 540, 580 and 620 Quadtrac and 450, 500, 550, and 600 Quadtrac (Tier 4A) 1600 lbs	1,570 LB	\$3,405.00
3 Point Hitch and Drawbar Kits			
47359021	Three Point Kit Field Installed Rowtrac Not for Scraper Models	3,054 LB	\$24,366.00
84377441	Three Point Kit Field Installed High HP For 470, 500, 540, 580, and 620 Quadtrac For 450, 500, 550, and 600 Quadtrac (Tier 4A)	3,203 LB	\$24,366.00
Electrical and Cab Kits			
84299370	Back Up Alarm Kit	26 LB	\$235.00
84302098	Decel Pedal Kit	22 LB	\$347.00
84303625	Business Band Antenna Cable	4 LB	\$152.00
84313734	"A" Post Monitor Mount Kit	11 LB	\$154.00
84319907	RH Window Bar Display Ready For Pro 600/700 Includes harness and monitor mount	11 LB	\$317.00
84420722	Lower Front Wiper Kit	44 LB	\$552.00
Lighting Kits			
84156115	Rear Flood HID Kit 2 rear facing High Output Flood Lamps, mounted on the rear fenders, Outer position. Tier 4A only	13 LB	\$1,504.00
84156118	Rear Trapazoidal HID KIT 2 rear facing High Output Trapezoidal Lamps, mounted on the rear fenders, Inner position. Tier 4A only	13 LB	\$1,430.00
84303648	360 Degree Lighting Kit 2 HID lights for each side of the cab roof top.	33 LB	\$1,869.00
84303666	Marker Light Kit - NAO	88 LB	\$641.00
84305282	High Intensity Discharge (HID) Lighting Lighting Kit, Contains 2 Halogen worklamp assemblies. Each assembly contains 1 HID lamp and ballast. For Models 370, 420, 470 and 500 Rowtrac and 350, 400, 450, and 500 Rowtrac. (Tier 4A)	8 LB	\$1,556.00
84305348	High Intensity Discharge Lighting (HID) Lighting Kit, Contains 1 worklamp assembly. Each assembly contains 3 HID Lamps and Ballasts. For Models 370, 420, 470 and 500 Rowtrac and 350, 400, 450, and 500 Rowtrac. (Tier 4A)	8 LB	\$2,193.00

**STEIGER 470 QUADTRAC TRACTOR
US PRICE LIST**

(Ex Works Fargo, ND)

Other Equipment

	84306032	Fire Extinguisher Kit	46 LB	\$205.00
	84600025	Rowtrac Drivewheel Scraper Kit	24 LB	\$827.00

Tow Cable Kits

	47464172	KIT, Grill Protection Plate RCP 370, 420, 470, and 500 Rowtrac and 350, 400, 450, 500 Rowtrac (Tier 4A) For use without a front bumper or weight frame Includes mounting provision for a Tow Cable kit	113 LB	\$969.00
	47368288	KIT, TOW CABLE For 470, 500, 540, 580, 620 Quadtrac only	411 LB	\$2,702.00
	47368290	KIT, TOW CABLE ROWTRAC For 370, 420, 470, 500 Rowtrac only	352 LB	\$2,702.00

Hydraulic Kits

	84366432	Auxillary Pump Drive Kit Required with Twin/Parrallel Flow Option without PTO	211 LB	\$2,467.00
	47362354	Kit, Hydraulics Upgrade Rowcrop Twinflow kit For 370, 420, 470, and 500 Rowtrac For 350, 400, 450, and 500 Rowtrac (Tier 4A)	130 LB	\$10,841.00

PTO Kits

	84603256	PTO KIT - Rowtrac For 370, 420, 470, and 500 Rowtrac models only For 350, 400, 450, and 500 Rowtrac Models only (Tier 4A)	1,025 LB	\$15,187.00
--	----------	---	----------	-------------

Tread Spacing

	47496439	88" Rowtrac Tread spacing Kit For Rowtrac	885 LB	\$4,986.00
	47496440	120" Rowtrac Tread spacing Kit For Rowtrac	2,225 LB	\$8,240.00

	47534809	KIT, REAR HID FLOOD LIGHTS 2 rear facing High Output Flood Lamps, mounted on the rear fenders, Outer position. Tier 4B	13 LB	\$1,504.00
	47534810	KIT, HID REAR TRAPEZOIDAL LIGHTS 2 rear facing High Output Trapezoidal Lamps, mounted on the rear fenders, Inner position. Tier 4B	13 LB	\$1,430.00

**STEIGER 500 QUADTRAC TRACTOR
US PRICE LIST**

(Ex Works Fargo, ND)

Standard Equipment

ENGINE:

Case IH 6-cylinder, 24 valve,
turbocharged, aftercooled
Tier 4 SCR Engine Technology
Wastegate Turbo
Electronic Common Rail Fuel System
787 cu. in. (12.9 L)
Horsepower:
500 hp (373 kW)
rated engine at 2100 rpm
441 hp (329 kW)
PTO (factory estimate)
550 hp (410 kW)
maximum engine at 1,900 rpm
1,751 ft lbs torque at 1,400 RPM
Power Boost provided when remote
constant flow hydraulics, PTO, or road
transport gears are engaged
Air-induction:
Two stage system with Donaldson
PowerCore™ primary and pleated
secondary elements
Exhaust aspirated integral pre-cleaner
Auxiliary fuel filter
Grid heater
Auxiliary water separator filter
Exhaust: mounted in-line with cab
corner post
Foot operated electronic decelerator
switch
Variable hydraulic fan drive
Constant engine speed control

OPERATOR PROTECTIVE

STRUCTURE:

CASE IH Deluxe Surveyor™ cab
includes:
Four way cab suspension standard
on Quadtrac® and Rowtrac® models
132 cubic ft. (3.7 cubic meter)
cab volume
Automatic Temperature Control
(Heater & A/C)
Seat: Case IH logo cloth Optima™
air suspension and heated seat with

OPERATOR PROTECTIVE

STRUCTURE: (continued)

adjustable R.H. 40 degree swivel
adjustable R.H. armrest,
adjustable lumbar support, firmness
and auto weight adjustments, fore/aft
and lateral isolators, back cushion tilt,
swivel, fore/aft position and height
adjustments
MultiControl handle with
integrated backlighting and thumb
wheel control for setting APM
constant ground speed which also
includes, transmission, throttle,
hydraulic, PTO, hitch control, and
shuttle functions
Steering Wheel: comfort grip, tilt and
telescopic
Self-Canceling turn signals
Windshield wiper/washer:
center front and rear
Elevated foot rest bar
Front and rear sunshades
AM/FM/Weather Band Radio with
Satellite radio including including
antenna, wiring and 6 speakers
Inside rear view mirror, 2 dome lights,
and map light
R.H. swing-out window
R.H. Window Monitor Mounting Bar -
includes universal monitor
mounting brackets and RAM mount
with harness for optional
AFS Pro 700 display.
Coat hook, three cup holders and horn
9 auxiliary 12V power outlets
Storage: Tray for laptop computer
space, 1.3 cubic ft. (.04 cubic meter)
compartment w/removable bin, cooler
storage area cargo net storage area
L.H. and R.H. upper cab storage areas
L.H. and R.H. frame mounted toolboxes

**STEIGER 500 QUADTRAC TRACTOR
US PRICE LIST**

**(Ex Works Fargo, ND)
Standard Equipment**

INSTRUMENTATION:

All readouts are located in the right hand cab post
Analog display of engine oil pressure, coolant temperature, and fuel level.
Digital display of engine rpm, engine hours, travel speed, transmission gear selection, and diesel exhaust fluid level

Indicator and audible alarm for:
filter restriction of hydraulic, transmission and axle lube systems, engine oil press., coolant temp., air intake temp., transmission oil temp., hydraulic oil temp., voltage, brakez press., low fuel level, low diesel exhaust fluid level, and engine air filter restriction

Performance Instrumentation -

Provides data on percentage slip, engine % of rated power, gallons per hour and gallons per acre fuel usage, distance travelled, area covered, hydraulic flow control settings with individual timers for each remote valve, detailed service interval information, and electronic End of Row Functions

Automatic tractor shutdown

Electronic service tool compatible

ACCUGUIDE:

Factory Ready AFS AccuGuide™ (List Price Value \$5,443 USD)
includes steering sensor, electronic steering valve, steering manifold hoses, cab wiring harnesses, antenna wiring harness, antenna / receiver mounting bracket, and hardware

ISO 11783 Implement system connector and rear connecting bracket

AFS Pro 700 Display Ready - accommodates optional AFS Pro 700 display

CAPACITIES:

Diesel Fuel: 250 US gal (946 L) for Rowtrac®

Diesel Fuel: 307 US gal (1,162 L) for Quadtrac®

Diesel Exhaust Fluid:

42 US gal (159L) Rowtrac®

85 US gal (322L) Quadtrac®

ELECTRICAL:

200 amp. alternator,
12 volt electrical system and
24 volt starting system with
2 - 1000 CCA low maintenance
batteries

Front Lighting:

Rowtrac®:

2 Adjustable hi/low beam road/work lights

3 Halogen work lights (2 outside flood lights, 1 center spot light)

2 cab roof top turn signal/hazard warning lights, single beacon light

Quadtrac®:

2 Adjustable hi/low beam road/work lights

6 Halogen work lights (flood lights)

2 cab roof top turn signal/hazard warning lights,

Rear Lighting:

Rowtrac® and Quadtrac®

4 adjustable halogen flood work lights on rear fenders

4 adjustable halogen flood work lights on rear cab top

2 tail/brake lights located in rear fender

2 turn signal lights in the rear fender

2 cab roof top turn signal/hazard warning lights

Egress Lighting:

2 Front outer halogen flood work lights

2 Rear cab top halogen flood work lights

2 dome lights.

**STEIGER 500 QUADTRAC TRACTOR
US PRICE LIST**

**(Ex Works Fargo, ND)
Standard Equipment**

TRANSMISSION:

16 Speed Full-Powershift - Diesel Saver™ APM, Automatic Productivity Management System. AutoSkip™ system, 16F and 2R speeds with transport mode.

Start forward movement in 1st thru 8th gear.

Steering column mounted F-N-R R.H. and L.H. shuttle shift with integral park.

BRAKES:

Power internal wet disc brakes on front and rear axles, self-adjusting and self-equalizing

Parking Brake: spring applied, hydraulic release

AXLES:

Quadtrac® and Rowtrac® use a pressure lubricated, oil cooled planetary drive

Hydraulic differential lock

Rowtrac®

57,050 lb. (25,401 kg) GVW capacity
4.5 in. x 80 in. (115 mm x 3040 mm)
Inboard compound planetary drive bar axle, 10 bolt hub
154 in. (3912 mm) wheelbase

Quadtrac® -

56,000 lb. (25,401 kg) GVW capacity
4.5 in. x 90 in. (115 mm x 2290 mm)
Inboard planetary drive flange axle
154 in. (3912 mm) wheelbase

QUADTRAC TRACK:**Duals:**

710/70R42 168A8 R-1W

Firestone Radial All Traction DT™

Tracks:

30 in (762 mm) wide

Goodyear AG Tracks

clear plastic roller and idler covers

HYDRAULICS:

Pressure flow compensating system:

42 gpm (159 L/min) pump flow

210 bar (3,050 psi/21,000 kPa)

max. operating pressure

Four remote circuits with ISO

breakaway couplers

In-cab electronic flow controls and

timed detents for raise and lower

hydraulic flow

Five selectable functions on all valves.

hydraulic oil spill collectors

HITCH AND DRAWBAR:

Swinging drawbar w/2 in. (51mm)

drawbar pin 6,000 lb. vertical tongue

weight (2,724 kg)

Auto-Pin hammerstrap and safety

chain support

SAFETY EQUIPMENT:

SMV emblem, transport tie down points on front and rear frames, 67.8 cubic ft.

(6.3 cubic meter) of tinted tempered

glass, ROPS, HFC 134A refrigerant,

neutral start system, operator

presence switch, safety seat belt and

articulation locks.

Road lighting meets ASAE spec. and

includes directional signal lights,

4-way flashers, brake lights and wide

machine marker lights

(wheeled tractors only).

L.H and R.H. power electric wide

external adjustable mirror

Single beacon light (ag version)

**STEIGER 500 QUADTRAC TRACTOR
US PRICE LIST**

**(Ex Works Fargo, ND)
Standard Equipment**

EASY ACCESS GROUND LEVEL

* * * * *
* * * * *

MAINTENANCE:

Sight gauges for fuel, hydraulic fluid, transmission fluid, and engine coolant levels
Cab filter, engine oil level, batteries, articulation pivot lubrication points
Rearward pivoting, rear hinged tilt hood
Lockdown capability of front grill screen, transmission/hydraulic fill, fuel tank and battery service door.

SCRAPER VERSIONS INCLUDE:

TRANSMISSION:

Tractor is programed to start up in 2nd gear
Back up alarm

CAB:

Seat tie strap
Cab is ROPS/FOPS certified

HITCH:

Scraper drawbar
High clearance hanger with scraper quick hitch drawbar and tow cable
20,000 lb. vertical tongue weight capacity

PTO:

Scraper tractors can only be ordered with a PTO if they have an ag drawbar

HYDRAULIC:

High capacity hydraulics 57 GPM (216 LPM)
Four electro-hydraulic remote valves standard. The electro-hydraulic system used on the tractors is designed to work in conjunction with GPS/laser controlsystems

TRACKS:

30 in (762 mm) wide
Goodyear Scraper Tracks
clear plastic roller and idler covers
Drive wheel scrapers
Rubber bumpers
track relief valves

LIGHTING:

Dual beacon lights
* * * * *
* * * * *

**STEIGER 500 QUADTRAC TRACTOR
US PRICE LIST**

(Ex Works Fargo, ND)

Models

COMMERCIAL MODEL	VERSION	ENGINE POWER	Weight	List Price
STEIGER 500 TR	Quadtrac	500 HP	42,000 LB	\$488,708.00
STEIGER 500 TR	Quadtrac Rowtrac	500 HP	42,000 LB	\$483,810.00
STEIGER 500 TR	Quadtrac Scraper	500 HP	42,000 LB	\$532,829.00

Factory Supplied Options

Order Code	Description	Weight	List Price
OPERATOR STRUCTURE			
SD_T9200 OPERATOR STRUCTURE #1			
449057	DLX CAB W/SUSPENSION See standard features for a full list of features.		No Charge
449059	LUX PERFORMANCE CAB Includes all features listed in standard features plus the following: 3 front and 1 rear wiper Carpet floor mat Red leather **POSITIVE RESPONSE** heated and ventilated seat Slide out lower cushion with height and length adjustment Red leather instructional seat Deceleration pedal Business Band Radio Antenna Ready with roof mount Electric Adjustment roof mounted mirrors Performance radio with the following features: AM/FM/WB and Satellite Radio Ready, CD player, USB input Jack, Aux input Jack A-Post Monitor Mount		\$4,716.00
WORK LIGHTING			
SD_T8706 HID LIGHTS			
XT8706X	Standard less HID lights		No Charge
449344	Front & Rear HID lights-3 HID For Models 370, 420, 470, 500 Rowtrac 3 HID Lights replaces std halogen lights - 1 center front HID light - 2 adjustable rear fender-mounted HID flood lights		\$2,211.00

**STEIGER 500 QUADTRAC TRACTOR
US PRICE LIST**

(Ex Works Fargo, ND)

420695	Front & Rear HID lights-4 HID For Models 470, 500, 540, 580, 620 Quadtrac 4 HID Lights replaces std halogen lights - 2 HID Lights in front grill - 2 HID Lights on rear fenders	\$2,622.00
449345	Front & Rear HID lights-7 HID For Models 370, 420, 470, 500 Rowtrac 7 HID Lights replaces std halogen lights - 1 center front 1 HID light. - 2 side front HID lights. - 4 adjustable rear fender-mounted HID lights.	\$3,749.00
420696	Front & Rear HID lights-10 HID For Models 470, 500, 540, 580, 620 Quadtrac 10 HID Lights replaces std halogen lights - 6 HID Lights in front grill - 4 HID Lights on rear fenders	\$4,884.00

SD_T9175 WORK LIGHTS - HID

XT9175X	Less HID work lights	No Charge
420927	HID cab roof worklight package 360 Degree Lighting 4 HID cab roof work lights Two rear side cab mounted roof trapezoidal HID lights mounted on each side of the cab. Two of the lights may be moved to lower front of cab roof if desired. Can be used with code 449344 or 449345 HID lights (Rowtrac) or 420695 or 420696 front and rear HID lights (Quadtrac)	\$1,869.00

BEACON LIGHTING

SD_T9145 ROTARY BEACON

420025	Single beacon light Mounting bracket installed at the factory, light shipped in cab for dealer installation	No Charge
420099	Dual beacon light Mounting brackets installed at the factory, lights shipped in cab for dealer installation.	
	if VERSION is Quadtrac Scraper	No Charge
	if VERSION is Quadtrac Rowtrac	\$786.00
	if VERSION is Quadtrac	\$786.00

DISPLAY MOUNTING

SD_T7619 RH MONITOR/MOUNTING

429321	RH window bar display ready With Ram mount and wiring harness	No Charge
--------	---	-----------

**STEIGER 500 QUADTRAC TRACTOR
US PRICE LIST**

(Ex Works Fargo, ND)

	429322	RH window bar w/large display Includes window Ram mount, AFS Pro 700, window harness and window bar		\$5,083.00
	429352	RH armrest w/large display RH armrest mount, and AFS Pro 700 Also includes window mount, window harness, and window bar		\$5,322.00

PRECISION FARMING

AUTOGUIDANCE READY

SD T9210 AUTOGUIDANCE

	420782	Factory guidance ready Includes steering sensor, electronic steering valve, auto guidance disengage switch, steering manifold hoses, cab wiring harness, hardware, auto guidance AFS decals.		No Charge
	429314	AG Ready w/Nav II controller Includes Auto Guidance Ready (420782) Navigation II Controller		\$5,408.00
	429367	Nav II w 372 Rec WAAS Includes Auto Guidance Ready (420782), Navigation II Controller, 372 GPS Receiver with WASS, EGNOS, and VBS Pro 700 Monitor is not included.		\$8,653.00
	429368	Nav II w372 RecHP/XP/GLNS/WAAS Includes Auto Guidance Ready (420782), Navigation II Controller, 372 GPS Receiver with WASS, EGNOS, and VBS Pro 700 Monitor is not included.		\$11,153.00

ENGINE

STARTING AID

SD T1938 WEATHER PACK

	XT1938X	Standard without cold start Grid heater is standard equipment		No Charge
	420814	Cold weather starting aid pkg Consists of 120V, 1500W engine block coolant heater and transmission oil heat maintainer.		\$453.00

COMPRESSION BRAKE

SD T1933 COMPRESSION ENGINE

	XT1933X	No compression brake		No Charge
--	---------	----------------------	--	-----------

**STEIGER 500 QUADTRAC TRACTOR
US PRICE LIST**

(Ex Works Fargo, ND)

	429179	Engine compression brake Includes control system and factory installed engine brake. Recommended for large tow behind Implements, grain carts and slurry tankers		\$4,200.00
--	--------	--	--	------------

TRANSMISSION

RADAR

SD T7581 RADAR

	XT7581X	Std less ground speed sensor		No Charge
	420823	True ground speed sensor Provides radar measurement of ground speed to aid in accurate application of chemicals and other speed sensitive operations. (Required to monitor fuel usage, area covered, fuel usage per acre, area covered per hour, distance covered, distance covered per minute, slip control and slip limit control)		\$807.00

BACK-UP ALARM

SD T5201 BACK-UP ALARM

	XT5201X	Standard less backup alarm		No Charge
	420824	Backup warning alarm		
		if VERSION is Quadtrac Scraper		No Charge
		if VERSION is Quadtrac Rowtrac		\$228.00
		if VERSION is Quadtrac		\$228.00

TRAILER BRAKES

TRAILER BRAKES

SD T7130 TRLR BRK VLV

	XT7130X	No hydraulic trailer brakes		No Charge
	420514	Hydraulic trailer brake Recommended for Large Tow behind Implements, Grain Carts, and Slurry Tankers NOTE: Cannot be ordered with 5 remotes (420403)		\$1,394.00

HITCH

HITCH AND DRAWBAR

SD T8960 3 - POINT LINKAGE-REAR

	420501	Standard drawbar 6,000lb. Static vert. tongue weight capacity 370, 420, 470, 500, 540 and 580 HP with HD axles.		
		if VERSION is Quadtrac		No Charge

**STEIGER 500 QUADTRAC TRACTOR
US PRICE LIST**

(Ex Works Fargo, ND)

		if VERSION is Quadtrac Rowtrac		No Charge
		if VERSION is Quadtrac Scraper		(\$5,970.00)
	420504	High capacity drawbar Ag without 3 pt Hitch (2" drawbar pin diameter with 11,000 lb. vertical tongue weight capacity) Ground clearance 19.6" width 5" thickness 2.5" pin size 2" Must order 84265017- Kit, CAT 4 Quick Coupler Conversion from Parts Supplied to go from CAT 4 to CAT 3		
		if VERSION is Quadtrac Rowtrac		\$2,823.00
		if VERSION is Quadtrac Scraper		(\$3,147.00)
		if ENGINE POWER is 500 HP and VERSION is Quadtrac		\$2,823.00
	420506	Three point hitch Cat IV - N Elec 3-pt Hitch 20,000 lb. lift capacity, Cat IV - N Elec 3-pt Hitch is Convertible to Cat III, with 2" diameter drawbar pin and 11,000 vertical tongue weight capacity. Ground clearance 19.6" width 5" thickness 2.5" pin size 2" Requires 420823 - True ground speed sensor Requires 449068 - Front Bumper casting for all Quadtrac® Must order 84265017- Kit, CAT 4 Quick Coupler Conversion from Parts Supplied to go from CAT 4 to CAT 3		
		if VERSION is Quadtrac Scraper		\$19,192.00
		if VERSION is Quadtrac Rowtrac		\$25,162.00
		if ENGINE POWER is 500 HP and VERSION is Quadtrac		\$25,162.00
	424264	Cat 5 Drawbar L/TPH without three point hitch (2.75" drawbar pin diameter with 15,000 lb. vertical tongue weight capacity) For 470, 500, 540, 580, 620 Quadtrac Models Ground clearance 19.6" width 5" thickness 3" pin size 2.75" Must order 47477445- Cat 5 to 4 Conversion kit from Parts Supplied to go from CAT 5 to CAT 4 drawbar		
		if VERSION is Quadtrac Scraper		(\$2,155.00)
		if ENGINE POWER is 500 HP and VERSION is Quadtrac		\$3,815.00

**STEIGER 500 QUADTRAC TRACTOR
US PRICE LIST**

(Ex Works Fargo, ND)

424265	<p>Cat 5 Drawbar W/TPH With three point hitch (2.75" drawbar pin) 20,000lb Lift capacity 15,000lb Vertical tongue weight capacity For 470, 500, 540, 580, 620 Quadtrac Models Ground clearance 19.6" width 5" thickness 3" pin size 2.75" Requires 420823 - True ground speed sensor Requires 4449068 - Front Bumper casting for all Quadtrac® Must order 47477445- Cat 5 to 4 Conversion kit from Parts Supplied to go from CAT 5 to CAT 4 drawbar</p>		
	if VERSION is Quadtrac Scraper		\$20,855.00
	if ENGINE POWER is 500 HP and VERSION is Quadtrac		\$26,825.00
Scraper Only			
420681	<p>Scraper Drawbar w Tow Cable Quick attach high clearance hitch scraper drawbar Includes tow cable (20,000 LB. load capacity) Not necessary to select Tow Cable option 420816 or 420845 Not compatible with PTO#- Scraper Tractor Only</p>		No Charge

HYDRAULICS

HYDRAULIC PUMP

SD_T8220 HYDRAULIC PUMP

420301	<p>Hydraulic pump, standard 40 gpm (151L /min) flow only on 370 models 42 gpm (159L/min) flow on 420, 470, 500, 540, 580 & 620 models</p>		
	if VERSION is Quadtrac Rowtrac		No Charge
	if VERSION is Quadtrac		No Charge
	if VERSION is Quadtrac Scraper		(\$2,612.00)
420302	<p>Hydraulic pump, high capacity 55 gpm (208L /min) flow only on 370 model 57 gpm (216L/min) flow 420, 470, 500, 540, 580 & 620 models</p>		
	if VERSION is Quadtrac Scraper		No Charge
	if VERSION is Quadtrac Rowtrac		\$2,612.00
	if VERSION is Quadtrac		\$2,612.00

SD_T8276 PARALLEL FLOW HYDRA

XT8276X	Std Less High-Flow Hyd		No Charge
---------	------------------------	--	-----------

**STEIGER 500 QUADTRAC TRACTOR
US PRICE LIST**

(Ex Works Fargo, ND)

	429176	<p>2 pumps</p> <p>Twin Flow Setting from factory hydraulic flow is supplied controlled for left hand side hydraulic remotes by main pump and right hand side remotes are supplied by second pump</p> <p>Twin flow can be converted to Parrallel Flow where all hydraulic flow is supplied to all remote valves equally by both pumps</p> <p>Conversion kit is shipped with tractor from factory (in cab)</p> <p>For 370 model additional 53 gpm with 1/2 in. ISO Couplers. For 420, 470, 500, 540, 580, and 620 models additional 56 gpm with 1/2 in. ISO Couplers.</p> <p>Available with/without 3 pt. Hitch and PTO options. Can be ordered with 420301 or 420302 (Hydraulic Pump)</p>		\$9,037.00
--	--------	---	--	------------

REAR REMOTE VALVES

SD T8270 REAR REMOTES

	420402	<p>4_electric remotes</p> <p>Electronic control actuation In-cab electronic flow controls with selectable functions Includes 4 paddles (for #1 - 4, #1 on Multi-Function Handle)</p>		No Charge
	424825	<p>4 Spool 3/4 in coupler</p> <p>with 3/4 in. couplers and Trailer Brake</p> <p>Electronic control actuation No feathering action For scraper versions only</p>		\$588.00
	424826	<p>6_electric remotes</p> <p>Electronic control actuation In-cab electronic flow controls with selectable functions Includes 6 paddles Not compatible with 3pt Hitch on 370, 420, 470, 500 Rowtrac</p>		\$3,485.00
	424827	<p>Eight electric remotes</p> <p>Electronic control actuation In-cab electric flow controls with selectable functions with four paddle controls and joystick</p> <p>Available on tractors WITHOUT 3pt Hitch Not compatible with 3pt Hitch on 370, 420, 470, 500 Rowtrac Not compatible with 3pt Hitch on 470, 540, 580, 620 Quadtrac</p>		\$6,969.00

POWER BEYOND

SD T8275 POWER BEYOND COUPLE

	XT8275X	Std less power beyond		No Charge
--	---------	-----------------------	--	-----------

**STEIGER 500 QUADTRAC TRACTOR
US PRICE LIST**

(Ex Works Fargo, ND)

	420828	Power beyond supply and return Motor return with 2 hydraulic 3/4 in. couplers and hose tips. - Hydraulic Supply - Hydraulic Return - Load Sensing Signal - Hydraulic Motor Case Drain		\$524.00
--	--------	---	--	----------

PTO

SD_T8010 PTO

	420600	No PTO		No Charge
	420601	1000 RPM Independent PTO Power Take - Off 1.75 in (44.5mm) shaft		\$14,603.00

AXLE

SD_T5900 FRONT REAR 4WD AXLE

	424824	High CapBar w/ diff lock Includes hydraulic differential lock		No Charge
--	--------	---	--	-----------

TRACKS

SD_T4944 TRACKS

Quadtrac Tractor				
	9716340	30" Camoplast Ag Tracks 4 yr Track warranty for AG applications only		No Charge
	9709242	30" Goodyear Ag Tracks 30 in. (762mm) Goodyear Track 4 yr Track Warranty for AG applications only		No Charge
	9709442	30" GY ARMORLUG Tracks 4 yr Track warranty for AG applications only		\$8,993.00
	9717340	30" Tracks Camoplast Scraper 2 yr Track warranty SCRAPER and AG applications		
		if ENGINE POWER is 500 HP and VERSION is Quadtrac Scraper		No Charge
		if ENGINE POWER is 500 HP and VERSION is Quadtrac		\$10,286.00
	9709342	30" ARMORLUG™ Scraper Tracks 2 year Track warranty - SCRAPER and AG applications.		
		if ENGINE POWER is 500 HP and VERSION is Quadtrac Scraper		No Charge
		if ENGINE POWER is 500 HP and VERSION is Quadtrac		\$10,286.00
	9718340	36" Camoplast Ag Tracks 4 yr Track warranty for AG applications only		\$11,990.00

**STEIGER 500 QUADTRAC TRACTOR
US PRICE LIST**

(Ex Works Fargo, ND)

	9709142	36" Goodyear ARMORLUG™ Tracks 4 yr Track warranty for AG applications only		\$11,990.00
Rowtrac Tractor				
	9719042	16" Rowtrac GY Narrow 16" Goodyear Track System Set at 80" from the factory, Narrow undercarriage Note: 16" Tracks recommended for 20" and 22" Rows		No Charge
	9719142	18" Rowtrac GY Narrow 18" Goodyear Track System Set at 80" from the factory, Narrow undercarriage		\$2,182.00
	9719242	24" Rowtrac GY Narrow 24" Goodyear Track System Set at 80" from the factory, Narrow undercarriage		\$8,732.00
	9719342	24" Rowtrac GY Wide 24" Goodyear Track System Set at 80" from the factory, WIDE undercarriage		\$10,188.00
	9719442	30" Rowtrac GY Wide 30" Goodyear Track System Set at 80" from the factory, WIDE undercarriage		\$11,415.00
	9719040	16" Rowtrac CM Narrow 16" Camoplast Track System Set at 80" from the factory, Narrow undercarriage Note: 16" Tracks recommended for 20" and 22" Rows		No Charge
	9719140	18" Rowtrac CM Narrow 18" Camoplast Track System Set at 80" from the factory, Narrow undercarriage		\$2,182.00
	9719240	24" Rowtrac CM Narrow 24" Camoplast Track System Set at 80" from the factory, Narrow undercarriage		\$8,732.00
	9719340	24" Rowtrac CM Wide 24" Camoplast Track System Set at 80" from the factory, WIDE undercarriage		\$10,188.00
	9719540	30" Rowtrac CM Wide 30" Camoplast Track System Set at 80" from the factory, WIDE undercarriage		\$11,415.00
SD T5001 DRIVE WHEEL SCRAPER				
	XT5001X	Std Less Drive Wheel scrapers		No Charge
	420909	Undercarriage Scrapers Undercarriage Scrapers for Rowtrac® models Drive wheel scrapers (4) Recommended for wet muddy conditions.		\$827.00

**STEIGER 500 QUADTRAC TRACTOR
US PRICE LIST**

(Ex Works Fargo, ND)

449106	Quadtrac Drive Wheel scrapers Undercarriage Stops/Scrapers for Quadtrac® models Cushion undercarriage oscillation stops (8) and suspension support bumpers (8) with drive wheel scrapers (4). Recommended for TPH, front tanks, and wet muddy field conditions.		
	if VERSION is Quadtrac Scraper		No Charge
	if VERSION is Quadtrac		\$1,400.00

TRACK SPACING

SD_T5901 WHEEL SPACERS

Tread Spacing

449012	88" Rowtrac Spacer Kit 88" Rowtrac tread spacing Kit - Field installed Includes: (4) Proper length half shafts for RH and LH (4) precision machined cast ductile iron housings with dowel pins New oil seals and rubber o-rings 24mm Hardware Instruction sheet		\$4,986.00
449013	120" Rowtrac Spacer Kit 120" Rowtrac tread spacing Kit - Field installed Includes: (4) Proper length half shafts for RH and LH (4) precision machined cast ductile iron housings with dowel pins New oil seals and rubber o-rings 24mm Hardware Instruction sheet Additional hydraulic tubes and brackets to get fluid to the rubber track tensioning cylinder Note: T8704/420029 - Wide Marker Lights required		\$8,240.00
XT5901X	Std less rear wheel spacers		No Charge

OTHER EQUIPMENT

SD_T5202 TOW CABLE

XT5202X	Standard less tow cable		No Charge
420816	Tow cable for HD tractor Extends to front of tractor. NOTE: Tow Cable requires tractor be equipped with Front Bumper Weight (449114 or 449068) or Grill Protection Plate (449095 or 449067).		\$2,623.00

**STEIGER 500 QUADTRAC TRACTOR
US PRICE LIST**

(Ex Works Fargo, ND)

FRONT BALLAST

SD_T2150 FRONT BALLAST

For All Models			
	XT2150X	Standard less front ballast	
		if VERSION is Quadtrac Rowtrac	No Charge
		if VERSION is Quadtrac Scraper	(\$2,372.00)
		if ENGINE POWER is 500 HP and VERSION is Quadtrac	No Charge
For Quadtrac and Scraper			
	449068	Front Bumper Weight For 470, 500, 540, 580, and 620 Quadtrac models 1629 lbs.	
		if VERSION is Quadtrac Scraper	No Charge
		if ENGINE POWER is 500 HP and VERSION is Quadtrac	\$2,372.00
For Ag Quadtrac Only			
	449067	Front Grill Guard For the use of a tow cable without a front bumper casting or front weight frame. For 470, 500, 540 Quadtrac models	\$869.00
For Rowtrac Only			
	449095	GRILL PROTECTION PLATE For the use of a tow cable without a front bumper casting For 370, 420, 470, and 500 Rowtrac models 229lbs	\$869.00
	449114	FRONT BUMPER WEIGHT For 370, 420, 470, and 500 Rowtrac models 874lbs	\$1,273.00

OPERATOR'S MANUAL

SD_T9840 COUNTRY CONFIGURATION

	420701	North American English	No Charge
	420702	French Canadian	No Charge
	420705	Spanish	No Charge

**STEIGER 500 QUADTRAC TRACTOR
US PRICE LIST**

(Ex Works Fargo, ND)

Factory Supplied Attachments

Order Code	Description	Weight	List Price
Ballast Weight Kits			
84312308	Front Bumper Casting For 370, 420, 470, 500 Rowtrac only 874lbs.	873 LB	\$2,262.00
84147353	Front BumperCasting On Models 470, 500, 540, 580 and 620 Quadtrac and 450, 500, 550, and 600 Quadtrac (Tier 4A) 1600 lbs	1,570 LB	\$3,405.00
3 Point Hitch and Drawbar Kits			
47359021	Three Point Kit Field Installed Rowtrac Not for Scraper Models	3,054 LB	\$24,366.00
84377441	Three Point Kit Field Installed High HP For 470, 500, 540, 580, and 620 Quadtrac For 450, 500, 550, and 600 Quadtrac (Tier 4A)	3,203 LB	\$24,366.00
Electrical and Cab Kits			
84299370	Back Up Alarm Kit	26 LB	\$235.00
84302098	Decel Pedal Kit	22 LB	\$347.00
84303625	Business Band Antenna Cable	4 LB	\$152.00
84313734	"A" Post Monitor Mount Kit	11 LB	\$154.00
84319907	RH Window Bar Display Ready For Pro 600/700 Includes harness and monitor mount	11 LB	\$317.00
84420722	Lower Front Wiper Kit	44 LB	\$552.00
Hydraulic Kits			
84159660	TwinFlow Hydraulic System (Quadtrac)	55 LB	\$10,841.00
84366432	Auxillary Pump Drive Kit Required with Twin/Parrallel Flow Option without PTO	211 LB	\$2,467.00
47362354	Kit, Hydraulics Upgrade Rowcrop Twinflow kit For 370, 420, 470, and 500 Rowtrac For 350, 400, 450, and 500 Rowtrac (Tier 4A)	130 LB	\$10,841.00
Lighting Kits			
84156115	Rear Flood HID Kit 2 rear facing High Output Flood Lamps, mounted on the rear fenders, Outer position. Tier 4A only	13 LB	\$1,504.00
84156118	Rear Trapazoidal HID KIT 2 rear facing High Output Trapezoidal Lamps, mounted on the rear fenders, Inner position. Tier 4A only	13 LB	\$1,430.00
84303648	360 Degree Lighting Kit 2 HID lights for each side of the cab roof top.	33 LB	\$1,869.00
84303666	Marker Light Kit - NAO	88 LB	\$641.00

**STEIGER 500 QUADTRAC TRACTOR
US PRICE LIST**

(Ex Works Fargo, ND)

	84305282	High Intensity Discharge (HID) Lighting Lighting Kit, Contains 2 Halogen worklamp assemblies. Each assembly contains 1 HID lamp and ballast. For Models 370, 420, 470 and 500 Rowtrac and 350, 400, 450, and 500 Rowtrac. (Tier 4A)	8 LB	\$1,556.00
	84305348	High Intensity Discharge Lighting (HID) Lighting Kit, Contains 1 worklamp assembly. Each assembly contains 3 HID Lamps and Ballasts. For Models 370, 420, 470 and 500 Rowtrac and 350, 400, 450, and 500 Rowtrac. (Tier 4A)	8 LB	\$2,193.00
	84305363	High Intensity Discharge (HID) lighting Lighting Kit, Contains 2 Halogen worklamp assemblies. Each assembly contains 1 HID lamp and ballast. For Models 470, 500, 540, 580, 620 Quad And for Models 450, 500, 550, and 600 Quad. (Tier 4A)	17 LB	\$1,556.00
	84305400	High Intensity Discharge Lighting (HID) Lighting Kit, Contains 1 worklamp assemblies. Each assembly contains 3 HID Lamps and Ballasts. For Models 470, 500, 540, 580 and 620 Quad And for Models 450, 500, 550, and 600 Quad. (Tier 4A)	17 LB	\$2,193.00

Other Equipment

	84306032	Fire Extinguisher Kit	46 LB	\$205.00
	84306341	Quadtrac Drive Wheel Scraper Kit Only for Quadtracs includes undercarriage stops	24 LB	\$1,400.00
	84600025	Rowtrac Drivewheel Scraper Kit	24 LB	\$827.00

PTO Kits

	84366438	PTO Kit - Large Frame On Models 470, 500, 540, 580 and 600 Quad On Models 450, 500, 550 and 600 Quad (Tier 4A)	1,034 LB	\$15,187.00
	84603256	PTO KIT - Rowtrac For 370, 420, 470, and 500 Rowtrac models only For 350, 400, 450, and 500 Rowtrac Models only (Tier 4A)	1,025 LB	\$15,187.00

Tow Cable Kits

	47464172	KIT, Grill Protection Plate RCP 370, 420, 470, and 500 Rowtrac and 350, 400, 450, 500 Rowtrac (Tier 4A) For use without a front bumper or weight frame Includes mounting provision for a Tow Cable kit	113 LB	\$969.00
	47464175	KIT, Grill Protection Plate HHP 470, 500, 540, 580, 620 Quadtrac (Tier 4B) 450, 500, 550, 600 Quadtrac (Tier 4A) For use without a front bumper or weight frame Includes mounting provision for a Tow Cable kit	121 LB	\$969.00
	47368288	KIT, TOW CABLE For 470, 500, 540, 580, 620 Quadtrac only	411 LB	\$2,702.00
	47368290	KIT, TOW CABLE ROWTRAC For 370, 420, 470, 500 Rowtrac only	352 LB	\$2,702.00

**STEIGER 500 QUADTRAC TRACTOR
US PRICE LIST**

(Ex Works Fargo, ND)

Tread Spacing

	47496439	88" Rowtrac Tread spacing Kit For Rowtrac	885 LB		\$4,986.00
	47496440	120" Rowtrac Tread spacing Kit For Rowtrac	2,225 LB		\$8,240.00
	47534809	KIT, REAR HID FLOOD LIGHTS 2 rear facing High Output Flood Lamps, mounted on the rear fenders, Outer position. Tier 4B	13 LB		\$1,504.00
	47534810	KIT, HID REAR TRAPEZOIDAL LIGHTS 2 rear facing High Output Trapezoidal Lamps, mounted on the rear fenders, Inner position. Tier 4B	13 LB		\$1,430.00

**STEIGER 540 QUADTRAC TRACTOR
US PRICE LIST**

(Ex Works Fargo, ND)

Standard Equipment

ENGINE:

Case IH 6-cylinder, 24 valve,
turbocharged, aftercooled

Electronic Common Rail Fuel System

Tier 4 SCR Engine Technology

2-Stage Turbo with dual intercooler

787 cu. in. (12.9 L)

Horsepower:

535 hp (399 kW) rated engine at
2,100 rpm

478 hp (356 kW) PTO (factory
estimate)

605 hp (451 kW) maximum engine at
1,900 rpm

1,873 Ft. lbs. of torque at 1,400 rpm

Power Boost provided when remote
constant flow hydraulics, PTO, or road
transport gears are engaged

Air-induction:

Two stage system with Donaldson
PowerCore™ primary and pleated
secondary elements

Exhaust aspirated integral pre-cleaner

Auxiliary fuel filter

Grid heater

Auxiliary water separator filter

Exhaust: mounted in-line with cab
corner post

Foot operated electronic decelerator
switch

Variable hydraulic fan drive

Constant engine speed control

OPERATOR PROTECTIVE

STRUCTURE:

CASE IH Deluxe Surveyor™ cab
includes:

Four way cab suspension standard
on Quadtrac® and Rowtrac® models
132 cubic ft. (3.7 cubic meter)
cab volume

Automatic Temperature Control
(Heater & A/C)

Seat: Case IH logo cloth Optima™
air suspension and heated seat with

OPERATOR PROTECTIVE

STRUCTURE: (continued)

Adjustable R.H. 40 degree swivel

adjustable R.H. armrest,
adjustable lumbar support, firmness
and auto weight adjustments, fore/aft
and lateral isolators, back cushion tilt,
swivel, fore/aft position and height
adjustments

MultiControl handle with
integrated backlighting and thumb
wheel control for setting APM
constant ground speed which also
includes, transmission, throttle,
hydraulic, PTO, hitch control, and
shuttle functions

Steering Wheel: comfort grip, tilt and
telescopic

Self-Canceling turn signals

Windshield wiper/washer:

center front and rear

Elevated foot rest bar

Front and rear sunshades

AM/FM/Weather Band Radio with
Satellite radio including including
antenna, wiring and 6 speakers

Inside rear view mirror, 2 dome lights,
and map light

R.H. swing-out window

R.H. Window Monitor Mounting Bar -
includes universal monitor
mounting brackets and RAM mount
with harness for optional

AFS Pro 700 display.

Coat hook, three cup holders and horn
9 auxiliary 12V power outlets

Storage: Tray for laptop computer
space, 1.3 cubic ft. (.04 cubic meter)
compartment w/removable bin, cooler
storage area cargo net storage area

L.H. and R.H. upper cab storage areas

L.H. and R.H. frame mounted toolboxes

**STEIGER 540 QUADTRAC TRACTOR
US PRICE LIST**

(Ex Works Fargo, ND)

Standard Equipment

INSTRUMENTATION:

All readouts are located in the right hand cab post
Analog display of engine oil pressure, coolant temperature, and fuel level.
Digital display of engine rpm, engine hours, travel speed, transmission gear selection, and diesel exhaust fluid level

Indicator and audible alarm for:

INSTRUMENTATION: (continued)

filter restriction of hydraulic, transmission and axle lube systems, engine oil press., coolant temp., air intake temp., transmission oil temp., hydraulic oil temp., voltage, brake press., low fuel level, low diesel exhaust fluid level, and engine air filter restriction

Performance Instrumentation - Provides data on percentage slip, engine % of rated power, gallons per hour and gallons per acre fuel usage, distance travelled, area covered, hydraulic flow control settings with individual timers for each remote valve, detailed service interval information, and electronic End of Row Functions

Automatic tractor shutdown

Electronic service tool compatible

ACCUGUIDE:

Factory Ready AFS AccuGuide™ (List Price Value \$5,443 USD)
includes steering sensor, electronic steering valve, steering manifold hoses, cab wiring harnesses, antenna wiring harness, antenna / receiver mounting bracket, and hardware

ISO 11783 Implement system connector and rear connecting bracket

AFS Pro 700 Display Ready - accommodates optional AFS Pro 700 display

CAPACITIES:

Diesel Fuel:

307 US gal (1,779 L) Quadtrac®

Diesel Exhaust Fluid:

85 US gal (242 L) Quadtrac®

ELECTRICAL:

240 amp. alternator,
12 volt electrical system and
24 volt starting system with
2 - 1,000 CCA low maintenance
batteries.

Front Lighting:

2 Adjustable hi/low beam road/work lights
6 Halogen work lights (flood lights)
2 cab roof top turn signal/hazard warning lights

Rear Lighting:

4 adjustable halogen flood work lights on rear fenders
4 adjustable halogen flood work lights on rear cab top
2 tail/brake lights located in rear fender
2 turn signal lights in the rear fender
2 cab roof top turn signal/hazard warning lights,

Egress Lighting:

2 Front outer halogen flood work lights
2 Rear cab top halogen flood work lights
2 dome lights.

TRANSMISSION:

16 Speed Full-Powershift - Diesel Saver™ APM, Automatic Productivity Management System.

AutoSkip™ system, 16F and 2R speeds with transport mode.

Start forward movement in 1st thru 8th gear.

Steering column mounted F-N-R

R.H. and L.H. shuttle shift with integral park.

**STEIGER 540 QUADTRAC TRACTOR
US PRICE LIST**

(Ex Works Fargo, ND)

Standard Equipment

BRAKES:

Power internal wet disc brakes on front and rear axles, self-adjusting and self-equalizing

Parking Brake: spring applied, hydraulic release

AXLES:

Pressure lubricated, oil cooled planetary drive

Hydraulic differential lock

Quadtrac® -

56,000 lb. (25,401 kg) GVW capacity
4.5 in. x 90 in. (115 mm x 2,290 mm)
Inboard planetary drive flange axle
154 in. (3,912 mm) wheelbase

QUADTRAC TRACKS:

Quadtrac®:

30 in (762 mm) wide

Goodyear AG Tracks

clear plastic roller and idler covers

HYDRAULICS:

Pressure flow compensating system:

42 gpm (159 L/min) pump flow

210 bar (3,050 psi/21,000 kPa)

max. operating pressure

Four remote circuits with ISO

breakaway couplers In-cab electronic

flow controls and timed detents for

raise and lower hydraulic flow

Five selectable functions on all valves.

hydraulic oil spill collectors

SAFETY EQUIPMENT:

SMV emblem, transport tie down points on front and rear frames, 67.8 cubic ft. (6.3 cubic meter) of tinted tempered

glass, ROPS, HFC 134A refrigerant, neutral start system, operator

presence switch, safety seat belt and articulation locks.

Road lighting meets ASAE spec. and includes directional signal lights, 4-way flashers, brake lights and wide machine marker lights (wheeled tractors only).

L.H. and R.H. power electric wide external adjustable mirror

Single beacon light

EASY ACCESS GROUND LEVEL

MAINTENANCE:

Sight gauges for fuel, hydraulic fluid, transmission fluid, and engine coolant levels

Cab filter, engine oil level, batteries, articulation pivot lubrication points

Rearward pivoting, rear hinged tilt hood

Lockdown capability of front grill screen, transmission/hydraulic fill, fuel tank and battery service door.

HITCH AND DRAWBAR:

Swinging drawbar w/2 in. (51mm)

drawbar pin 6,000 lb. vertical tongue weight (2,724 kg)

Auto-Pin hammerstrap and safety chain support

**STEIGER 540 QUADTRAC TRACTOR
US PRICE LIST**

(Ex Works Fargo, ND)
Standard Equipment

* * * * *
* * * * *

SCRAPER VERSIONS INCLUDE:

TRANSMISSION:

Tractor is programed to start up
in 2nd gear
Back up alarm

CAB:

Seat tie strap
Cab is ROPS/FOPS certified

HITCH:

Scraper drawbar
High clearance hanger with scraper
quick hitch drawbar and tow cable
20,000 lb. vertical tongue weight
capacity

PTO:

Scraper tractors can only be ordered
with a PTO if they have an ag drawbar

HYDRAULIC:

High capacity hydraulics 57 GPM (216
LPM)

Four electro-hydraulic remote valves
standard. The electro-hydraulic system
used on the tractors is designed to
work in conjunction with GPS/laser
controlsystems

TRACKS:

30 in (762 mm) wide
Goodyear Scraper Tracks
clear plastic roller and idler covers
Drive wheel scrapers
Rubber bumpers
track relief valves

LIGHTING:

Dual beacon lights

* * * * *
* * * * *

**STEIGER 540 QUADTRAC TRACTOR
US PRICE LIST**

(Ex Works Fargo, ND)

Models

COMMERCIAL MODEL	VERSION	ENGINE POWER	Weight	List Price
STEIGER 540 TR	Quadtrac	535 HP	42,000 LB	\$504,695.00
STEIGER 540 TR	Quadtrac Scraper	535 HP	42,000 LB	\$543,022.00

Factory Supplied Options

Order Code	Description	Weight	List Price
OPERATOR STRUCTURE			
SD_T9200 OPERATOR STRUCTURE #1			
449057	DLX CAB W/SUSPENSION See standard features for a full list of features.		No Charge
449059	LUX PERFORMANCE CAB Includes all features listed in standard features plus the following: 3 front and 1 rear wiper Carpet floor mat Red leather **POSITIVE RESPONSE** heated and ventilated seat Slide out lower cushion with height and length adjustment Red leather instructional seat Deceleration pedal Business Band Radio Antenna Ready with roof mount Electric Adjustment roof mounted mirrors Performance radio with the following features: AM/FM/WB and Satellite Radio Ready, CD player, USB input Jack, Aux input Jack A-Post Monitor Mount		\$4,716.00
WORK LIGHTING			
SD_T8706 HID LIGHTS			
XT8706X	Standard less HID lights		No Charge
420695	Front & Rear HID lights-4 HID For Models 470, 500, 540, 580, 620 Quadtrac 4 HID Lights replaces std halogen lights - 2 HID Lights in front grill - 2 HID Lights on rear fenders		\$2,622.00

**STEIGER 540 QUADTRAC TRACTOR
US PRICE LIST**

(Ex Works Fargo, ND)

	420696	Front & Rear HID lights-10 HID For Models 470, 500, 540, 580, 620 Quadtrac 10 HID Lights replaces std halogen lights - 6 HID Lights in front grill - 4 HID Lights on rear fenders		\$4,884.00
--	--------	---	--	------------

SD_T9175 WORK LIGHTS - HID

	XT9175X	Less HID work lights		No Charge
	420927	HID cab roof worklight package 360 Degree Lighting 4 HID cab roof work lights Two rear side cab mounted roof trapezoidal HID lights mounted on each side of the cab. Two of the lights may be moved to lower front of cab roof if desired. Can be used with code 449344 or 449345 HID lights (Rowtrac) or 420695 or 420696 front and rear HID lights (Quadtrac)		\$1,869.00

BEACON LIGHTING

SD_T9145 ROTARY BEACON

	420025	Single beacon light Mounting bracket installed at the factory, light shipped in cab for dealer installation		No Charge
	420099	Dual beacon light Mounting brackets installed at the factory, lights shipped in cab for dealer installation.		
		if VERSION is Quadtrac Scraper		No Charge
		if VERSION is Quadtrac		\$786.00

DISPLAY MOUNTING

SD_T7619 RH MONITOR/MOUNTING

	429321	RH window bar display ready With Ram mount and wiring harness		No Charge
	429322	RH window bar w/large display Includes window Ram mount, AFS Pro 700, window harness and window bar		\$5,083.00
	429352	RH armrest w/large display RH armrest mount, and AFS Pro 700 Also includes window mount, window harness, and window bar		\$5,322.00

**STEIGER 540 QUADTRAC TRACTOR
US PRICE LIST**

(Ex Works Fargo, ND)

PRECISION FARMING

AUTOGUIDANCE READY

SD T9210 AUTOGUIDANCE

	420782	Factory guidance ready Includes steering sensor, electronic steering valve, auto guidance disengage switch, steering manifold hoses, cab wiring harness, hardware, auto guidance AFS decals.		No Charge
	429314	AG Ready w/Nav II controller Includes Auto Guidance Ready (420782) Navigation II Controller		\$5,408.00
	429367	Nav II w 372 Rec WAAS Includes Auto Guidance Ready (420782), Navigation II Controller, 372 GPS Receiver with WASS, EGNOS, and VBS Pro 700 Monitor is not included.		\$8,653.00
	429368	Nav II w372 RecHP/XP/GLNS/WAAS Includes Auto Guidance Ready (420782), Navigation II Controller, 372 GPS Receiver with WASS, EGNOS, and VBS Pro 700 Monitor is not included.		\$11,153.00

ENGINE

STARTING AID

SD T1938 WEATHER PACK

	XT1938X	Standard without cold start Grid heater is standard equipment		No Charge
	420814	Cold weather starting aid pkg Consists of 120V, 1500W engine block coolant heater and transmission oil heat maintainer.		\$453.00

COMPRESSION BRAKE

SD T1933 COMPRESSION ENGINE

	XT1933X	No compression brake		No Charge
	429179	Engine compression brake Includes control system and factory installed engine brake. Recommended for large tow behind Implements, grain carts and slurry tankers		\$4,200.00

**STEIGER 540 QUADTRAC TRACTOR
US PRICE LIST**

(Ex Works Fargo, ND)

TRANSMISSION

RADAR

SD T7581 RADAR

	XT7581X	Std less ground speed sensor		No Charge
	420823	True ground speed sensor Provides radar measurement of ground speed to aid in accurate application of chemicals and other speed sensitive operations. (Required to monitor fuel usage, area covered, fuel usage per acre, area covered per hour, distance covered, distance covered per minute, slip control and slip limit control)		\$807.00

BACK-UP ALARM

SD T5201 BACK-UP ALARM

	XT5201X	Standard less backup alarm		No Charge
	420824	Backup warning alarm		
		if VERSION is Quadtrac Scraper		No Charge
		if VERSION is Quadtrac		\$228.00

TRAILER BRAKES

TRAILER BRAKES

SD T7130 TRLR BRK VLV

	XT7130X	No hydraulic trailer brakes		No Charge
	420514	Hydraulic trailer brake Recommended for Large Tow behind Implements, Grain Carts, and Slurry Tankers NOTE: Cannot be ordered with 5 remotes (420403)		\$1,394.00

HITCH

HITCH AND DRAWBAR

SD T8960 3 - POINT LINKAGE-REAR

	420501	Standard drawbar 6,000lb. Static vert. tongue weight capacity 370, 420, 470, 500, 540 and 580 HP with HD axles.		
		if VERSION is Quadtrac		No Charge
		if VERSION is Quadtrac Scraper		(\$5,970.00)

**STEIGER 540 QUADTRAC TRACTOR
US PRICE LIST**

(Ex Works Fargo, ND)

420504	<p>High capacity drawbar Ag without 3 pt Hitch (2" drawbar pin diameter with 11,000 lb. vertical tongue weight capacity) Ground clearance 19.6" width 5" thickness 2.5" pin size 2" Must order 84265017- Kit, CAT 4 Quick Coupler Conversion from Parts Supplied to go from CAT 4 to CAT 3</p>			
	if VERSION is Quadtrac Scraper			(\$3,147.00)
	if ENGINE POWER is 535 HP and VERSION is Quadtrac			\$2,823.00
420506	<p>Three point hitch Cat IV - N Elec 3-pt Hitch 20,000 lb. lift capacity, Cat IV - N Elec 3-pt Hitch is Convertible to Cat III, with 2" diameter drawbar pin and 11,000 vertical tongue weight capacity. Ground clearance 19.6" width 5" thickness 2.5" pin size 2" Requires 420823 - True ground speed sensor Requires 449068 - Front Bumper casting for all Quadtrac® Must order 84265017- Kit, CAT 4 Quick Coupler Conversion from Parts Supplied to go from CAT 4 to CAT 3</p>			
	if VERSION is Quadtrac Scraper			\$19,192.00
	if ENGINE POWER is 535 HP and VERSION is Quadtrac			\$25,162.00
424264	<p>Cat 5 Drawbar L/TPH without three point hitch (2.75" drawbar pin diameter with 15,000 lb. vertical tongue weight capacity) For 470, 500, 540, 580, 620 Quadtrac Models Ground clearance 19.6" width 5" thickness 3" pin size 2.75" Must order 47477445- Cat 5 to 4 Conversion kit from Parts Supplied to go from CAT 5 to CAT 4 drawbar</p>			
	if VERSION is Quadtrac Scraper			(\$2,155.00)
	if ENGINE POWER is 535 HP and VERSION is Quadtrac			\$3,815.00

**STEIGER 540 QUADTRAC TRACTOR
US PRICE LIST**

(Ex Works Fargo, ND)

424265	<p>Cat 5 Drawbar W/TPH With three point hitch (2.75" drawbar pin) 20,000lb Lift capacity 15,000lb Vertical tongue weight capacity For 470, 500, 540, 580, 620 Quadtrac Models Ground clearance 19.6" width 5" thickness 3" pin size 2.75" Requires 420823 - True ground speed sensor Requires 4449068 - Front Bumper casting for all Quadtrac® Must order 47477445- Cat 5 to 4 Conversion kit from Parts Supplied to go from CAT 5 to CAT 4 drawbar</p>		
	if VERSION is Quadtrac Scraper		\$20,855.00
	if ENGINE POWER is 535 HP and VERSION is Quadtrac		\$26,825.00
Scraper Only			
420681	<p>Scraper Drawbar w Tow Cable Quick attach high clearance hitch scraper drawbar Includes tow cable (20,000 LB. load capacity) Not necessary to select Tow Cable option 420816 or 420845 Not compatible with PTO#- Scraper Tractor Only</p>		No Charge

HYDRAULICS

HYDRAULIC PUMP

SD T8220 HYDRAULIC PUMP

420301	<p>Hydraulic pump, standard 40 gpm (151L /min) flow only on 370 models 42 gpm (159L/min) flow on 420, 470, 500, 540, 580 & 620 models</p>		
	if VERSION is Quadtrac		No Charge
	if VERSION is Quadtrac Scraper		(\$2,612.00)
420302	<p>Hydraulic pump, high capacity 55 gpm (208L /min) flow only on 370 model 57 gpm (216L/min) flow 420, 470, 500, 540, 580 & 620 models</p>		
	if VERSION is Quadtrac Scraper		No Charge
	if VERSION is Quadtrac		\$2,612.00

SD T8276 PARALLEL FLOW HYDRA

XT8276X	Std Less High-Flow Hyd		No Charge
---------	------------------------	--	-----------

**STEIGER 540 QUADTRAC TRACTOR
US PRICE LIST**

(Ex Works Fargo, ND)

	429176	<p>2 pumps</p> <p>Twin Flow Setting from factory hydraulic flow is supplied controlled for left hand side hydraulic remotes by main pump and right hand side remotes are supplied by second pump</p> <p>Twin flow can be converted to Parrallel Flow where all hydraulic flow is supplied to all remote valves equally by both pumps</p> <p>Conversion kit is shipped with tractor from factory (in cab)</p> <p>For 370 model additional 53 gpm with 1/2 in. ISO Couplers. For 420, 470, 500, 540, 580, and 620 models additional 56 gpm with 1/2 in. ISO Couplers.</p> <p>Available with/without 3 pt. Hitch and PTO options. Can be ordered with 420301 or 420302 (Hydraulic Pump)</p>		\$9,037.00
--	--------	---	--	------------

REAR REMOTE VALVES

SD T8270 REAR REMOTES

	420402	<p>4_electric remotes</p> <p>Electronic control actuation In-cab electronic flow controls with selectable functions Includes 4 paddles (for #1 - 4, #1 on Multi-Function Handle)</p>		No Charge
	424825	<p>4 Spool 3/4 in coupler</p> <p>with 3/4 in. couplers and Trailer Brake</p> <p>Electronic control actuation No feathering action For scraper versions only</p>		\$588.00
	424826	<p>6_electric remotes</p> <p>Electronic control actuation In-cab electronic flow controls with selectable functions Includes 6 paddles Not compatible with 3pt Hitch on 370, 420, 470, 500 Rowtrac</p>		\$3,485.00
	424827	<p>Eight electric remotes</p> <p>Electronic control actuation In-cab electric flow controls with selectable functions with four paddle controls and joystick</p> <p>Available on tractors WITHOUT 3pt Hitch Not compatible with 3pt Hitch on 370, 420, 470, 500 Rowtrac Not compatible with 3pt Hitch on 470, 540, 580, 620 Quadtrac</p>		\$6,969.00

POWER BEYOND

SD T8275 POWER BEYOND COUPLE

	XT8275X	Std less power beyond		No Charge
--	---------	-----------------------	--	-----------

**STEIGER 540 QUADTRAC TRACTOR
US PRICE LIST**

(Ex Works Fargo, ND)

	420828	Power beyond supply and return Motor return with 2 hydraulic 3/4 in. couplers and hose tips. - Hydraulic Supply - Hydraulic Return - Load Sensing Signal - Hydraulic Motor Case Drain		\$524.00
--	--------	---	--	----------

PTO

SD_T8010 PTO

	420600	No PTO		No Charge
	420601	1000 RPM Independent PTO Power Take - Off 1.75 in (44.5mm) shaft		\$14,603.00

AXLE

SD_T5900 FRONT REAR 4WD AXLE

	424824	High CapBar w/ diff lock Includes hydraulic differential lock		No Charge
--	--------	---	--	-----------

TRACKS

SD_T4944 TRACKS

Quadtrac Tractor				
	9716340	30" Camoplast Ag Tracks 4 yr Track warranty for AG applications only		No Charge
	9709242	30" Goodyear Ag Tracks 30 in. (762mm) Goodyear Track 4 yr Track Warranty for AG applications only		No Charge
	9709442	30" GY ARMORLUG Tracks 4 yr Track warranty for AG applications only		\$8,993.00
	9717340	30" Tracks Camoplast Scraper 2 yr Track warranty SCRAPER and AG applications		
		if ENGINE POWER is 535 HP and VERSION is Quadtrac Scraper		No Charge
		if ENGINE POWER is 535 HP and VERSION is Quadtrac		\$10,286.00
	9709342	30" ARMORLUG™ Scraper Tracks 2 year Track warranty - SCRAPER and AG applications.		
		if ENGINE POWER is 535 HP and VERSION is Quadtrac Scraper		No Charge
		if ENGINE POWER is 535 HP and VERSION is Quadtrac		\$10,286.00
	9718340	36" Camoplast Ag Tracks 4 yr Track warranty for AG applications only		\$11,990.00

**STEIGER 540 QUADTRAC TRACTOR
US PRICE LIST**

(Ex Works Fargo, ND)

	9709142	36" Goodyear ARMORLUG™ Tracks 4 yr Track warranty for AG applications only		\$11,990.00
--	---------	--	--	-------------

SD_T5001 DRIVE WHEEL SCRAPER

	XT5001X	Std Less Drive Wheel scrapers		No Charge
	449106	Quadtrac Drive Wheel scrapers Undercarriage Stops/Scrapers for Quadtrac® models Cushion undercarriage oscillation stops (8) and suspension support bumpers (8) with drive wheel scrapers (4). Recommended for TPH, front tanks, and wet muddy field conditions.		
		if VERSION is Quadtrac Scraper		No Charge
		if VERSION is Quadtrac		\$1,400.00

OTHER EQUIPMENT

SD_T5202 TOW CABLE

	XT5202X	Standard less tow cable		No Charge
	420816	Tow cable for HD tractor Extends to front of tractor. NOTE: Tow Cable requires tractor be equipped with Front Bumper Weight (449114 or 449068) or Grill Protection Plate (449095 or 449067).		\$2,623.00

FRONT BALLAST

SD_T2150 FRONT BALLAST

For All Models				
	XT2150X	Standard less front ballast		
		if VERSION is Quadtrac Scraper		(\$2,372.00)
		if ENGINE POWER is 535 HP and VERSION is Quadtrac		No Charge
For Quadtrac and Scraper				
	449068	Front Bumper Weight For 470, 500, 540, 580, and 620 Quadtrac models 1629 lbs.		
		if VERSION is Quadtrac Scraper		No Charge
		if ENGINE POWER is 535 HP and VERSION is Quadtrac		\$2,372.00
For Ag Quadtrac Only				
	449067	Front Grill Guard For the use of a tow cable without a front bumper casting or front weight frame. For 470, 500, 540 Quadtrac models		\$869.00

**STEIGER 540 QUADTRAC TRACTOR
US PRICE LIST**

(Ex Works Fargo, ND)

OPERATOR'S MANUAL

SD T9840 COUNTRY CONFIGURATION

	420701	North American English			No Charge
	420702	French Canadian			No Charge
	420705	Spanish			No Charge

**STEIGER 540 QUADTRAC TRACTOR
US PRICE LIST**

(Ex Works Fargo, ND)

Factory Supplied Attachments

Order Code	Description	Weight	List Price
Ballast Weight Kits			
84147353	Front BumperCasting On Models 470, 500, 540, 580 and 620 Quadtrac and 450, 500, 550, and 600 Quadtrac (Tier 4A) 1600 lbs	1,570 LB	\$3,405.00
Electrical and Cab Kits			
84299370	Back Up Alarm Kit	26 LB	\$235.00
84302098	Decel Pedal Kit	22 LB	\$347.00
84303625	Business Band Antenna Cable	4 LB	\$152.00
84313734	"A" Post Monitor Mount Kit	11 LB	\$154.00
84319907	RH Window Bar Display Ready For Pro 600/700 Includes harness and monitor mount	11 LB	\$317.00
84420722	Lower Front Wiper Kit	44 LB	\$552.00
Hydraulic Kits			
84159660	TwinFlow Hydraulic System (Quadtrac)	55 LB	\$10,841.00
84366432	Auxillary Pump Drive Kit Required with Twin/Parrallel Flow Option without PTO	211 LB	\$2,467.00
Lighting Kits			
84156115	Rear Flood HID Kit 2 rear facing High Output Flood Lamps, mounted on the rear fenders, Outer position. Tier 4A only	13 LB	\$1,504.00
84156118	Rear Trapazoidal HID KIT 2 rear facing High Output Trapezoidal Lamps, mounted on the rear fenders, Inner position. Tier 4A only	13 LB	\$1,430.00
84303648	360 Degree Lighting Kit 2 HID lights for each side of the cab roof top.	33 LB	\$1,869.00
84303666	Marker Light Kit - NAO	88 LB	\$641.00
84305363	High Intensity Discharge (HID) lighting Lighting Kit, Contains 2 Halogen worklamp assemblies. Each assembly contains 1 HID lamp and ballast. For Models 470, 500, 540, 580, 620 Quad And for Models 450, 500, 550, and 600 Quad. (Tier 4A)	17 LB	\$1,556.00
84305400	High Intensity Discharge Lighting (HID) Lighting Kit, Contains 1 worklamp assemblies. Each assembly contains 3 HID Lamps and Ballasts. For Models 470, 500, 540, 580 and 620 Quad And for Models 450, 500, 550, and 600 Quad. (Tier 4A)	17 LB	\$2,193.00
Other Equipment			
84306032	Fire Extinguisher Kit	46 LB	\$205.00

**STEIGER 540 QUADTRAC TRACTOR
US PRICE LIST**

(Ex Works Fargo, ND)

	84306341	Quadtrac Drive Wheel Scraper Kit Only for Quadtracs includes undercarriage stops	24 LB		\$1,400.00
PTO Kits					
	84366438	PTO Kit - Large Frame On Models 470, 500, 540, 580 and 600 Quad On Models 450, 500, 550 and 600 Quad (Tier 4A)	1,034 LB		\$15,187.00
3 Point Hitch and Drawbar Kits					
	84377441	Three Point Kit Field Installed High HP For 470, 500, 540, 580, and 620 Quadtrac For 450, 500, 550, and 600 Quadtrac (Tier 4A)	3,203 LB		\$24,366.00
Tow Cable Kits					
	47464175	KIT, Grill Protection Plate HHP 470, 500, 540, 580, 620 Quadtrac (Tier 4B) 450, 500, 550, 600 Quadtrac (Tier 4A) For use without a front bumper or weight frame Includes mounting provision for a Tow Cable kit	121 LB		\$969.00
	47534809	KIT, REAR HID FLOOD LIGHTS 2 rear facing High Output Flood Lamps, mounted on the rear fenders, Outer position. Tier 4B	13 LB		\$1,504.00
	47534810	KIT, HID REAR TRAPEZOIDAL LIGHTS 2 rear facing High Output Trapezoidal Lamps, mounted on the rear fenders, Inner position. Tier 4B	13 LB		\$1,430.00

**STEIGER 580 QUADTRAC TRACTOR
US PRICE LIST**

(Ex Works Fargo, ND)

Standard Equipment

ENGINE:

Case IH 6-cylinder, 24 valve,
turbocharged, aftercooled

Electronic Common Rail Fuel System

Tier 4 SCR Engine Technology

2-Stage Turbo

787 cu. in. (12.9 L)

Horsepower:

580 hp (443 kW)

rated engine at 2100 rpm

478 hp (356 kW)

PTO (factory estimate)

638 hp (476 kW)

maximum engine at 1,900 rpm

2,033 Ft. Lbs. of torque at 1,400 rpm

Power Boost provided when remote

constant flow hydraulics, PTO, or road
transport gears are engaged

Air-induction:

Two stage system with Donaldson
PowerCore™ primary and pleated
secondary elements

Exhaust aspirated integral pre-cleaner

Auxiliary fuel filter

Grid heater

Auxiliary water separator filter

Exhaust: mounted in-line with cab
corner post

Foot operated electronic decelerator
switch

Variable hydraulic fan drive

Constant engine speed control

OPERATOR PROTECTIVE

STRUCTURE:

CASE IH Deluxe Surveyor™ cab

includes:

Four way cab suspension standard on
Quadtrac® models.

132 cubic ft. (3.7 cubic meter) cab
volume

Automatic Temperature Control

(Heater & A/C)

OPERATOR PROTECTIVE

STRUCTURE: (continued)

Seat: Case IH logo cloth Optima™

air suspension and heated seat with

adjustable R.H. 40 degree swivel

adjustable R.H. armrest,

adjustable lumbar support, firmness

and auto weight adjustments, fore/aft

and lateral isolators, back cushion tilt,

swivel, fore/aft position and height

adjustments

MultiControl handle with

integrated backlighting and thumb

wheel control for setting APM

constant ground speed which also

includes, transmission, throttle,

hydraulic, PTO, hitch control, and

shuttle functions

Steering Wheel: comfort grip, tilt and
telescopic

Self-Canceling turn signals

Windshield wiper/washer:

center front and rear

Elevated foot rest bar

Front and rear sunshades

AM/FM/Weather Band Radio with

Satellite radio including including

antenna, wiring and 6 speakers

Inside rear view mirror, 2 dome lights,
and map light

R.H. swing-out window

R.H. Window Monitor Mounting Bar -

includes universal monitor

mounting brackets and RAM mount

with harness for optional

AFS Pro 700 display.

Coat hook, three cup holders and horn

9 auxiliary 12V power outlets

Storage: Tray for laptop computer

space, 1.3 cubic ft. (.04 cubic meter)

compartment w/removable bin, cooler

storage area cargo net storage area

L.H. and R.H. upper cab storage areas

L.H. and R.H. frame mounted toolboxes

**STEIGER 580 QUADTRAC TRACTOR
US PRICE LIST**

(Ex Works Fargo, ND)

Standard Equipment

INSTRUMENTATION:

All readouts are located in the right hand cab post
Analog display of engine oil pressure, coolant temperature, and fuel level.
Digital display of engine rpm, engine hours, travel speed, transmission gear selection, and diesel exhaust fluid level

Indicator and audible alarm for:
filter restriction of hydraulic, transmission and axle lube systems, engine oil press., coolant temp., air intake temp., transmission oil temp., hydraulic oil temp., voltage, brake press., low fuel level, low diesel exhaust fluid level, and engine air filter restriction

Performance Instrumentation - Provides data on percentage slip, engine % of rated power, gallons per hour and gallons per acre fuel usage, distance travelled, area covered, hydraulic flow control settings with individual timers for each remote valve, detailed service interval information, and electronic End of Row Functions

Automatic tractor shutdown

Electronic service tool compatible

ACCUGUIDE:

Factory Ready AFS AccuGuide™ (List Price Value \$5,443 USD)
includes steering sensor, electronic steering valve, steering manifold hoses, cab wiring harnesses, antenna wiring harness, antenna / receiver mounting bracket, and hardware

ISO 11783 Implement system connector and rear connecting bracket

AFS Pro 700 Display Ready - accommodates optional AFS Pro 700 display

CAPACITIES:

Diesel Fuel:
470 US gal (1,779 L)
Diesel Exhaust Fluid:
85 US gal (242 L)

ELECTRICAL:

240 amp. alternator,
12 volt electrical system and
24 volt starting system with
2 - 1,000 CCA low maintenance batteries.

Front Lighting:

2 Adjustable hi/low beam road/work lights
6 Halogen work lights (flood lights)
2 cab roof top turn signal/hazard warning lights

Rear Lighting:

4 adjustable halogen flood work lights on rear fenders
4 adjustable halogen flood work lights on rear cab top
2 tail/brake lights located in rear fender
2 turn signal lights in the rear fender
2 cab roof top turn signal/hazard warning lights,

Egress Lighting:

2 Front outer halogen flood work lights
2 Rear cab top halogen flood work lights
2 dome lights.

TRANSMISSION:

16 Speed Full-Powershift - Diesel Saver™ APM, Automatic Productivity Management System.
AutoSkip™ system, 16F and 2R speeds with transport mode.

Start forward movement in 1st thru 8th gear.

Steering column mounted F-N-R
R.H. and L.H. shuttle shift with integral park.

**STEIGER 580 QUADTRAC TRACTOR
US PRICE LIST**

(Ex Works Fargo, ND)

Standard Equipment

BRAKES:

Power internal wet disc brakes on front and rear axles, self-adjusting and self-equalizing
Parking Brake: spring applied, hydraulic release

AXLES:

Pressure lubricated, oil cooled planetary drive
Hydraulic differential lock
Quadtrac® -
56,000 lb. (25,401 kg) GVW capacity
4.5 in. x 90 in. (115 mm x 2,290 mm)
Inboard planetary drive flange axle
154 in. (3,912 mm) wheelbase

QUADTRAC TRACKS:

Quadtrac®:
30 in (762 mm) wide
Goodyear AG Tracks
clear plastic roller and idler covers

HYDRAULICS:

Pressure flow compensating system:
42 gpm (159 L/min) pump flow
210 bar (3,050 psi/21,000 kPa)
max. operating pressure
Four remote circuits with ISO breakaway couplers
In-cab electronic flow controls and timed detents for raise and lower hydraulic flow
Five selectable functions on all valves.
hydraulic oil spill collectors

HITCH AND DRAWBAR:

Swinging drawbar w/2 in. (51mm) drawbar pin
6,000 lb. vertical tongue weight (2,724 kg)
Auto-Pin hammerstrap and safety chain support

SAFETY EQUIPMENT:

SMV emblem, transport tie down points on front and rear frames, 67.8 cubic ft. (6.3 cubic meter) of tinted tempered glass, ROPS, HFC 134A refrigerant, neutral start system, operator presence switch, safety seat belt and articulation locks.
Road lighting meets ASAE spec. and includes directional signal lights, 4-way flashers, brake lights and wide machine marker lights (wheeled tractors only).
L.H. and R.H. power electric wide external adjustable mirrors
Single beacon light (ag version)

EASY ACCESS GROUND LEVEL

MAINTENANCE:

Sight gauges for fuel, hydraulic fluid, transmission fluid, and engine coolant levels
Cab filter, engine oil level, batteries, articulation pivot lubrication points
Rearward pivoting, rear hinged tilt hood
Lockdown capability of front grill screen, transmission/hydraulic fill, fuel tank and battery service door.

**STEIGER 580 QUADTRAC TRACTOR
US PRICE LIST**

(Ex Works Fargo, ND)
Standard Equipment

* * * * *
* * * * *

SCRAPER VERSIONS INCLUDE:

TRANSMISSION:

Tractor is programed to start up
in 2nd gear
Back up alarm

CAB:

Seat tie strap
Cab is ROPS/FOPS certified

HITCH:

Scraper drawbar
High clearance hanger with scraper
quick hitch drawbar and tow cable
20,000 lb. vertical tongue weight
capacity

PTO:

Scraper tractors can only be ordered
with a PTO if they have an ag drawbar

HYDRAULIC:

High capacity hydraulics 57 GPM (216
LPM)

Four electro-hydraulic remote valves
standard. The electro-hydraulic system
used on the tractors is designed to
work in conjunction with GPS/laser
controlsystems

TRACKS:

30 in (762 mm) wide
Goodyear Scraper Tracks
clear plastic roller and idler covers
Drive wheel scrapers
Rubber bumpers
track relief valves

LIGHTING:

Dual beacon lights

* * * * *
* * * * *

**STEIGER 580 QUADTRAC TRACTOR
US PRICE LIST**

(Ex Works Fargo, ND)

Models

COMMERCIAL MODEL	VERSION	ENGINE POWER	Weight	List Price
STEIGER 580 TR	Quadtrac	580HP	42,000 LB	\$520,682.00
STEIGER 580 TR	Quadtrac Scraper	580HP	42,000 LB	\$553,214.00

Factory Supplied Options

Order Code	Description	Weight	List Price
OPERATOR STRUCTURE			
SD_T9200 OPERATOR STRUCTURE #1			
449057	DLX CAB W/SUSPENSION See standard features for a full list of features.		No Charge
449059	LUX PERFORMANCE CAB Includes all features listed in standard features plus the following: 3 front and 1 rear wiper Carpet floor mat Red leather **POSITIVE RESPONSE** heated and ventilated seat Slide out lower cushion with height and length adjustment Red leather instructional seat Deceleration pedal Business Band Radio Antenna Ready with roof mount Electric Adjustment roof mounted mirrors Performance radio with the following features: AM/FM/WB and Satellite Radio Ready, CD player, USB input Jack, Aux input Jack A-Post Monitor Mount		\$4,716.00
WORK LIGHTING			
SD_T8706 HID LIGHTS			
XT8706X	Standard less HID lights		No Charge
420695	Front & Rear HID lights-4 HID For Models 470, 500, 540, 580, 620 Quadtrac 4 HID Lights replaces std halogen lights - 2 HID Lights in front grill - 2 HID Lights on rear fenders		\$2,622.00

**STEIGER 580 QUADTRAC TRACTOR
US PRICE LIST**

(Ex Works Fargo, ND)

		420696	Front & Rear HID lights-10 HID For Models 470, 500, 540, 580, 620 Quadtrac 10 HID Lights replaces std halogen lights - 6 HID Lights in front grill - 4 HID Lights on rear fenders		\$4,884.00
--	--	--------	---	--	------------

SD_T9175 WORK LIGHTS - HID

		XT9175X	Less HID work lights		No Charge
		420927	HID cab roof worklight package 360 Degree Lighting 4 HID cab roof work lights Two rear side cab mounted roof trapezoidal HID lights mounted on each side of the cab. Two of the lights may be moved to lower front of cab roof if desired. Can be used with code 449344 or 449345 HID lights (Rowtrac) or 420695 or 420696 front and rear HID lights (Quadtrac)		\$1,869.00

BEACON LIGHTING

SD_T9145 ROTARY BEACON

		420025	Single beacon light Mounting bracket installed at the factory, light shipped in cab for dealer installation		No Charge
		420099	Dual beacon light Mounting brackets installed at the factory, lights shipped in cab for dealer installation.		
			if VERSION is Quadtrac Scraper		No Charge
			if VERSION is Quadtrac		\$786.00

DISPLAY MOUNTING

SD_T7619 RH MONITOR/MOUNTING

		429321	RH window bar display ready With Ram mount and wiring harness		No Charge
		429322	RH window bar w/large display Includes window Ram mount, AFS Pro 700, window harness and window bar		\$5,083.00
		429352	RH armrest w/large display RH armrest mount, and AFS Pro 700 Also includes window mount, window harness, and window bar		\$5,322.00

**STEIGER 580 QUADTRAC TRACTOR
US PRICE LIST**

(Ex Works Fargo, ND)

PRECISION FARMING

AUTOGUIDANCE READY

SD T9210 AUTOGUIDANCE

	420782	Factory guidance ready Includes steering sensor, electronic steering valve, auto guidance disengage switch, steering manifold hoses, cab wiring harness, hardware, auto guidance AFS decals.		No Charge
	429314	AG Ready w/Nav II controller Includes Auto Guidance Ready (420782) Navigation II Controller		\$5,408.00
	429367	Nav II w 372 Rec WAAS Includes Auto Guidance Ready (420782), Navigation II Controller, 372 GPS Receiver with WASS, EGNOS, and VBS Pro 700 Monitor is not included.		\$8,653.00
	429368	Nav II w372 RecHP/XP/GLNS/WAAS Includes Auto Guidance Ready (420782), Navigation II Controller, 372 GPS Receiver with WASS, EGNOS, and VBS Pro 700 Monitor is not included.		\$11,153.00

ENGINE

STARTING AID

SD T1938 WEATHER PACK

	XT1938X	Standard without cold start Grid heater is standard equipment		No Charge
	420814	Cold weather starting aid pkg Consists of 120V, 1500W engine block coolant heater and transmission oil heat maintainer.		\$453.00

COMPRESSION BRAKE

SD T1933 COMPRESSION ENGINE

	XT1933X	No compression brake		No Charge
	429179	Engine compression brake Includes control system and factory installed engine brake. Recommended for large tow behind Implements, grain carts and slurry tankers		\$4,200.00

**STEIGER 580 QUADTRAC TRACTOR
US PRICE LIST**

(Ex Works Fargo, ND)

TRANSMISSION

RADAR

SD T7581 RADAR

	XT7581X	Std less ground speed sensor		No Charge
	420823	True ground speed sensor Provides radar measurement of ground speed to aid in accurate application of chemicals and other speed sensitive operations. (Required to monitor fuel usage, area covered, fuel usage per acre, area covered per hour, distance covered, distance covered per minute, slip control and slip limit control)		\$807.00

BACK-UP ALARM

SD T5201 BACK-UP ALARM

	XT5201X	Standard less backup alarm		No Charge
	420824	Backup warning alarm		
		if VERSION is Quadtrac Scraper		No Charge
		if VERSION is Quadtrac		\$228.00

TRAILER BRAKES

TRAILER BRAKES

SD T7130 TRLR BRK VLV

	XT7130X	No hydraulic trailer brakes		No Charge
	420514	Hydraulic trailer brake Recommended for Large Tow behind Implements, Grain Carts, and Slurry Tankers NOTE: Cannot be ordered with 5 remotes (420403)		\$1,394.00

HITCH

HITCH AND DRAWBAR

SD T8960 3 - POINT LINKAGE-REAR

	420501	Standard drawbar 6,000lb. Static vert. tongue weight capacity 370, 420, 470, 500, 540 and 580 HP with HD axles.		
		if VERSION is Quadtrac		No Charge
		if VERSION is Quadtrac Scraper		(\$5,970.00)

**STEIGER 580 QUADTRAC TRACTOR
US PRICE LIST**

(Ex Works Fargo, ND)

420504	<p>High capacity drawbar Ag without 3 pt Hitch (2" drawbar pin diameter with 11,000 lb. vertical tongue weight capacity) Ground clearance 19.6" width 5" thickness 2.5" pin size 2" Must order 84265017- Kit, CAT 4 Quick Coupler Conversion from Parts Supplied to go from CAT 4 to CAT 3</p>		
	if VERSION is Quadtrac Scraper		(\$3,147.00)
	if ENGINE POWER is 580HP and VERSION is Quadtrac		\$2,823.00
420506	<p>Three point hitch Cat IV - N Elec 3-pt Hitch 20,000 lb. lift capacity, Cat IV - N Elec 3-pt Hitch is Convertible to Cat III, with 2" diameter drawbar pin and 11,000 vertical tongue weight capacity. Ground clearance 19.6" width 5" thickness 2.5" pin size 2" Requires 420823 - True ground speed sensor Requires 449068 - Front Bumper casting for all Quadtrac® Must order 84265017- Kit, CAT 4 Quick Coupler Conversion from Parts Supplied to go from CAT 4 to CAT 3</p>		
	if VERSION is Quadtrac Scraper		\$19,192.00
	if ENGINE POWER is 580HP and VERSION is Quadtrac		\$25,162.00
424264	<p>Cat 5 Drawbar L/TPH without three point hitch (2.75" drawbar pin diameter with 15,000 lb. vertical tongue weight capacity) For 470, 500, 540, 580, 620 Quadtrac Models Ground clearance 19.6" width 5" thickness 3" pin size 2.75" Must order 47477445- Cat 5 to 4 Conversion kit from Parts Supplied to go from CAT 5 to CAT 4 drawbar</p>		
	if VERSION is Quadtrac Scraper		(\$2,155.00)
	if ENGINE POWER is 580HP and VERSION is Quadtrac		\$3,815.00

**STEIGER 580 QUADTRAC TRACTOR
US PRICE LIST**

(Ex Works Fargo, ND)

424265	<p>Cat 5 Drawbar W/TPH With three point hitch (2.75" drawbar pin) 20,000lb Lift capacity 15,000lb Vertical tongue weight capacity For 470, 500, 540, 580, 620 Quadtrac Models Ground clearance 19.6" width 5" thickness 3" pin size 2.75" Requires 420823 - True ground speed sensor Requires 4449068 - Front Bumper casting for all Quadtrac® Must order 47477445- Cat 5 to 4 Conversion kit from Parts Supplied to go from CAT 5 to CAT 4 drawbar</p>		
	if VERSION is Quadtrac Scraper		\$20,855.00
	if ENGINE POWER is 580HP and VERSION is Quadtrac		\$26,825.00
Scraper Only			
420681	<p>Scraper Drawbar w Tow Cable Quick attach high clearance hitch scraper drawbar Includes tow cable (20,000 LB. load capacity) Not necessary to select Tow Cable option 420816 or 420845 Not compatible with PTO#- Scraper Tractor Only</p>		No Charge

HYDRAULICS

HYDRAULIC PUMP

SD_T8220 HYDRAULIC PUMP

420301	<p>Hydraulic pump, standard 40 gpm (151L /min) flow only on 370 models 42 gpm (159L/min) flow on 420, 470, 500, 540, 580 & 620 models</p>		
	if VERSION is Quadtrac		No Charge
	if VERSION is Quadtrac Scraper		(\$2,612.00)
420302	<p>Hydraulic pump, high capacity 55 gpm (208L /min) flow only on 370 model 57 gpm (216L/min) flow 420, 470, 500, 540, 580 & 620 models</p>		
	if VERSION is Quadtrac Scraper		No Charge
	if VERSION is Quadtrac		\$2,612.00

SD_T8276 PARALLEL FLOW HYDRA

XT8276X	Std Less High-Flow Hyd		No Charge
---------	------------------------	--	-----------

**STEIGER 580 QUADTRAC TRACTOR
US PRICE LIST**

(Ex Works Fargo, ND)

	429176	<p>2 pumps</p> <p>Twin Flow Setting from factory hydraulic flow is supplied controlled for left hand side hydraulic remotes by main pump and right hand side remotes are supplied by second pump</p> <p>Twin flow can be converted to Parrallel Flow where all hydraulic flow is supplied to all remote valves equally by both pumps</p> <p>Conversion kit is shipped with tractor from factory (in cab)</p> <p>For 370 model additional 53 gpm with 1/2 in. ISO Couplers. For 420, 470, 500, 540, 580, and 620 models additional 56 gpm with 1/2 in. ISO Couplers.</p> <p>Available with/without 3 pt. Hitch and PTO options. Can be ordered with 420301 or 420302 (Hydraulic Pump)</p>		\$9,037.00
--	--------	---	--	------------

REAR REMOTE VALVES

SD T8270 REAR REMOTES

	420402	<p>4_electric remotes</p> <p>Electronic control actuation In-cab electronic flow controls with selectable functions Includes 4 paddles (for #1 - 4, #1 on Multi-Function Handle)</p>		No Charge
	424825	<p>4 Spool 3/4 in coupler</p> <p>with 3/4 in. couplers and Trailer Brake</p> <p>Electronic control actuation No feathering action For scraper versions only</p>		\$588.00
	424826	<p>6_electric remotes</p> <p>Electronic control actuation In-cab electronic flow controls with selectable functions Includes 6 paddles Not compatible with 3pt Hitch on 370, 420, 470, 500 Rowtrac</p>		\$3,485.00
	424827	<p>Eight electric remotes</p> <p>Electronic control actuation In-cab electric flow controls with selectable functions with four paddle controls and joystick</p> <p>Available on tractors WITHOUT 3pt Hitch Not compatible with 3pt Hitch on 370, 420, 470, 500 Rowtrac Not compatible with 3pt Hitch on 470, 540, 580, 620 Quadtrac</p>		\$6,969.00

POWER BEYOND

SD T8275 POWER BEYOND COUPLE

	XT8275X	Std less power beyond		No Charge
--	---------	-----------------------	--	-----------

**STEIGER 580 QUADTRAC TRACTOR
US PRICE LIST**

(Ex Works Fargo, ND)

	420828	Power beyond supply and return Motor return with 2 hydraulic 3/4 in. couplers and hose tips. - Hydraulic Supply - Hydraulic Return - Load Sensing Signal - Hydraulic Motor Case Drain		\$524.00
--	--------	---	--	----------

PTO

SD_T8010 PTO

	420600	No PTO		No Charge
	420601	1000 RPM Independent PTO Power Take - Off 1.75 in (44.5mm) shaft		\$14,603.00

AXLE

SD_T5900 FRONT REAR 4WD AXLE

	424824	High CapBar w/ diff lock Includes hydraulic differential lock		No Charge
--	--------	---	--	-----------

TRACKS

SD_T4944 TRACKS

Quadtrac Tractor

	9709442	30" GY ARMORLUG Tracks 4 yr Track warranty for AG applications only		No Charge
	9717340	30" Tracks Camoplast Scraper 2 yr Track warranty SCRAPER and AG applications		
		if ENGINE POWER is 580HP and VERSION is Quadtrac Scraper		No Charge
		if ENGINE POWER is 580HP and VERSION is Quadtrac		\$1,293.00
	9709342	30" ARMORLUG™ Scraper Tracks 2 year Track warranty - SCRAPER and AG applications.		
		if ENGINE POWER is 580HP and VERSION is Quadtrac Scraper		No Charge
		if ENGINE POWER is 580HP and VERSION is Quadtrac		\$1,293.00
	9718340	36" Camoplast Ag Tracks 4 yr Track warranty for AG applications only		\$2,997.00
	9709142	36" Goodyear ARMORLUG™ Tracks 4 yr Track warranty for AG applications only		\$2,997.00

SD_T5001 DRIVE WHEEL SCRAPER

	XT5001X	Std Less Drive Wheel scrapers		No Charge
--	---------	-------------------------------	--	-----------

**STEIGER 580 QUADTRAC TRACTOR
US PRICE LIST**

(Ex Works Fargo, ND)

	449106	Quadtrac Drive Wheel scrapers Undercarriage Stops/Scrapers for Quadtrac® models Cushion undercarriage oscillation stops (8) and suspension support bumpers (8) with drive wheel scrapers (4). Recommended for TPH, front tanks, and wet muddy field conditions.		
		if VERSION is Quadtrac Scraper		No Charge
		if VERSION is Quadtrac		\$1,400.00

OTHER EQUIPMENT

SD T5202 TOW CABLE

	XT5202X	Standard less tow cable		No Charge
	420816	Tow cable for HD tractor Extends to front of tractor. NOTE: Tow Cable requires tractor be equipped with Front Bumper Weight (449114 or 449068) or Grill Protection Plate (449095 or 449067).		\$2,623.00

FRONT BALLAST

SD T2150 FRONT BALLAST

For All Models				
	XT2150X	Standard less front ballast		
		if VERSION is Quadtrac Scraper		(\$2,372.00)
		if ENGINE POWER is 580HP and VERSION is Quadtrac		(\$2,372.00)
For Quadtrac and Scraper				
	449068	Front Bumper Weight For 470, 500, 540, 580, and 620 Quadtrac models 1629 lbs.		
		if VERSION is Quadtrac Scraper		No Charge
		if ENGINE POWER is 580HP and VERSION is Quadtrac		No Charge

OPERATOR'S MANUAL

SD T9840 COUNTRY CONFIGURATION

	420701	North American English		No Charge
	420702	French Canadian		No Charge
	420705	Spanish		No Charge

**STEIGER 580 QUADTRAC TRACTOR
US PRICE LIST**

(Ex Works Fargo, ND)

Factory Supplied Attachments

Order Code	Description	Weight	List Price
Ballast Weight Kits			
84147353	Front BumperCasting On Models 470, 500, 540, 580 and 620 Quadtrac and 450, 500, 550, and 600 Quadtrac (Tier 4A) 1600 lbs	1,570 LB	\$3,405.00
Electrical and Cab Kits			
84299370	Back Up Alarm Kit	26 LB	\$235.00
84302098	Decel Pedal Kit	22 LB	\$347.00
84303625	Business Band Antenna Cable	4 LB	\$152.00
84313734	"A" Post Monitor Mount Kit	11 LB	\$154.00
84319907	RH Window Bar Display Ready For Pro 600/700 Includes harness and monitor mount	11 LB	\$317.00
84420722	Lower Front Wiper Kit	44 LB	\$552.00
Hydraulic Kits			
84159660	TwinFlow Hydraulic System (Quadtrac)	55 LB	\$10,841.00
84366432	Auxillary Pump Drive Kit Required with Twin/Parrallel Flow Option without PTO	211 LB	\$2,467.00
Lighting Kits			
84156115	Rear Flood HID Kit 2 rear facing High Output Flood Lamps, mounted on the rear fenders, Outer position. Tier 4A only	13 LB	\$1,504.00
84156118	Rear Trapazoidal HID KIT 2 rear facing High Output Trapezoidal Lamps, mounted on the rear fenders, Inner position. Tier 4A only	13 LB	\$1,430.00
84303648	360 Degree Lighting Kit 2 HID lights for each side of the cab roof top.	33 LB	\$1,869.00
84303666	Marker Light Kit - NAO	88 LB	\$641.00
84305363	High Intensity Discharge (HID) lighting Lighting Kit, Contains 2 Halogen worklamp assemblies. Each assembly contains 1 HID lamp and ballast. For Models 470, 500, 540, 580, 620 Quad And for Models 450, 500, 550, and 600 Quad. (Tier 4A)	17 LB	\$1,556.00
84305400	High Intensity Discharge Lighting (HID) Lighting Kit, Contains 1 worklamp assemblies. Each assembly contains 3 HID Lamps and Ballasts. For Models 470, 500, 540, 580 and 620 Quad And for Models 450, 500, 550, and 600 Quad. (Tier 4A)	17 LB	\$2,193.00
Other Equipment			
84306032	Fire Extinguisher Kit	46 LB	\$205.00

**STEIGER 580 QUADTRAC TRACTOR
US PRICE LIST**

(Ex Works Fargo, ND)

	84306341	Quadtrac Drive Wheel Scraper Kit Only for Quadtracs includes undercarriage stops	24 LB		\$1,400.00
PTO Kits					
	84366438	PTO Kit - Large Frame On Models 470, 500, 540, 580 and 600 Quad On Models 450, 500, 550 and 600 Quad (Tier 4A)	1,034 LB		\$15,187.00
3 Point Hitch and Drawbar Kits					
	84377441	Three Point Kit Field Installed High HP For 470, 500, 540, 580, and 620 Quadtrac For 450, 500, 550, and 600 Quadtrac (Tier 4A)	3,203 LB		\$24,366.00
Tow Cable Kits					
	47464175	KIT, Grill Protection Plate HHP 470, 500, 540, 580, 620 Quadtrac (Tier 4B) 450, 500, 550, 600 Quadtrac (Tier 4A) For use without a front bumper or weight frame Includes mounting provision for a Tow Cable kit	121 LB		\$969.00
	47368288	KIT, TOW CABLE For 470, 500, 540, 580, 620 Quadtrac only	411 LB		\$2,702.00
	47534809	KIT, REAR HID FLOOD LIGHTS 2 rear facing High Output Flood Lamps, mounted on the rear fenders, Outer position. Tier 4B	13 LB		\$1,504.00
	47534810	KIT, HID REAR TRAPEZOIDAL LIGHTS 2 rear facing High Output Trapezoidal Lamps, mounted on the rear fenders, Inner position. Tier 4B	13 LB		\$1,430.00

**STEIGER 620 QUADTRAC TRACTOR
US PRICE LIST**

(Ex Works Fargo, ND)

Standard Equipment

ENGINE:

Case IH 6-cylinder, 24 valve,
turbocharged, aftercooled
Electronic Common Rail Fuel System
Tier 4 SCR Engine Technology
2-Stage Turbo
787 cu. in. (12.9 L)
Horsepower:
620 hp (462 kW)
rated engine at 2100 rpm
478 hp (356 kW)
PTO (factory estimate)
682 hp (509 kW)
maximum engine at 1,900 rpm
Power Boost provided when remote
constant flow hydraulics, PTO, or road
transport gears are engaged
Air-induction:
Two stage system with Donaldson
PowerCore™ primary and pleated
secondary elements
Exhaust aspirated integral pre-cleaner
Auxiliary fuel filter
Grid heater
Auxiliary water separator filter
Exhaust: mounted in-line with cab
corner post
Foot operated electronic decelerator
switch
Variable hydraulic fan drive
Constant engine speed control

OPERATOR PROTECTIVE

STRUCTURE:

CASE IH Deluxe Surveyor™ cab
includes:
Four way cab suspension standard
on Quadtrac® and Rowtrac® models
132 cubic ft. (3.7 cubic meter)
cab volume
Automatic Temperature Control
(Heater & A/C)
Seat: Case IH logo cloth Optima™
air suspension and heated seat with
adjustable

OPERATOR PROTECTIVE

STRUCTURE: (continued)

R.H. 40 degree swivel
adjustable R.H. armrest,
adjustable lumbar support, firmness
and auto weight adjustments, fore/aft
and lateral isolators, back cushion tilt,
swivel, fore/aft position and height
adjustments
MultiControl handle with
integrated backlighting and thumb
wheel control for setting APM
constant ground speed which also
includes, transmission, throttle,
hydraulic, PTO, hitch control, and
shuttle functions
Steering Wheel: comfort grip, tilt and
telescopic
Self-Canceling turn signals
Windshield wiper/washer:
center front and rear
Elevated foot rest bar
Front and rear sunshades
AM/FM/Weather Band Radio with
Satellite radio including including
antenna, wiring and 6 speakers
Inside rear view mirror, 2 dome lights,
and map light
R.H. swing-out window
R.H. Window Monitor Mounting Bar -
includes universal monitor
mounting brackets and RAM mount
with harness for optional
AFS Pro 700 display.
Coat hook, three cup holders and horn
9 auxiliary 12V power outlets
Storage: Tray for laptop computer
space, 1.3 cubic ft. (.04 cubic meter)
compartment w/removable bin, cooler
storage area cargo net storage area
L.H. and R.H. upper cab storage areas
L.H. and R.H. frame mounted toolboxes

**STEIGER 620 QUADTRAC TRACTOR
US PRICE LIST**

**(Ex Works Fargo, ND)
Standard Equipment**

INSTRUMENTATION:

All readouts are located in the right hand cab post
Analog display of engine oil pressure, coolant temperature, and fuel level.
Digital display of engine rpm, engine hours, travel speed, transmission gear selection, and diesel exhaust fluid level
Indicator and audible alarm for: filter restriction of hydraulic, transmission and axle lube systems, engine oil press., coolant temp., air intake temp., transmission oil temp., hydraulic oil temp., voltage, brake press., low fuel level, low diesel exhaust fluid level, and engine air filter restriction
Performance Instrumentation - Provides data on percentage slip, engine % of rated power, gallons per hour and gallons per acre fuel usage, distance travelled, area covered, hydraulic flow control settings with individual timers for each remote valve, detailed service interval information, and electronic End of Row Functions
Automatic tractor shutdown
Electronic service tool compatible

ACCUGUIDE:

Factory Ready AFS AccuGuide™ (List Price Value \$5,443 USD)
includes steering sensor, electronic steering valve, steering manifold hoses, cab wiring harnesses, antenna wiring harness, antenna / receiver mounting bracket, and hardware
ISO 11783 Implement system connector and rear connecting bracket
AFS Pro 700 Display Ready - accommodates optional AFS Pro 700 display

CAPACITIES:

Diesel Fuel:
470 US gal (1,779 L) Quadtrac®
Diesel Exhaust Fluid :
64 US gal (242 L) Quadtrac®

ELECTRICAL:

240 amp. alternator,
12 volt electrical system and
24 volt starting system with
2-1000 CCA low maintenance batteries

Front Lighting:

2 Adjustable hi/low beam road/work lights
6 Halogen work lights (flood lights)
2 cab roof top turn signal/hazard warning lights

Rear Lighting:

4 adjustable halogen flood work lights on rear fenders
4 adjustable halogen flood work lights on rear cab top
2 tail/brake lights located in rear fender
2 turn signal lights in the rear fender
2 cab roof top turn signal/hazard warning lights

Egress Lighting:

2 Front outer halogen flood work lights
2 Rear cab top halogen flood work lights
2 dome lights.

TRANSMISSION:

16 Speed Full-Powershift - Diesel Saver™ APM, Automatic Productivity Management System.
AutoSkip™ system, 16F and 2R speeds with transport mode.
Start forward movement in 1st thru 8th gear.
Steering column mounted F-N-R
R.H. and L.H. shuttle shift with integral park.

**STEIGER 620 QUADTRAC TRACTOR
US PRICE LIST**

(Ex Works Fargo, ND)

Standard Equipment

BRAKES:

Power internal wet disc brakes on front and rear axles, self-adjusting and self-equalizing

Parking Brake: spring applied, hydraulic release

AXLES:

Quadtrac® use a

Pressure lubricated, oil cooled planetary drive

Hydraulic differential lock

Quadtrac® -

56,000 lb. (25,401 kg) GVW capacity

4.5 in. x 90 in. (115 mm x 2,290 mm)

Inboard planetary drive flange axle

154 in. (3,912 mm) wheelbase

QUADTRAC TRACKS:

Quadtrac®:

30 in (762 mm) wide

Goodyear ARMORLUG™ Track

clear plastic roller and idler covers

HYDRAULICS:

Pressure flow compensating system:

42 gpm (159 L/min) pump flow

210 bar (3050 psi/21000 kPa)

max. operating pressure

Four remote circuits with ISO

breakaway couplers In-cab electronic

flow controls and timed detents for

raise and lower hydraulic flow

Five selectable functions on all valves.

hydraulic oil spill collectors

HITCH AND DRAWBAR:

Swinging drawbar w/2 in. (51mm) drawbar pin 6,000 lb. vertical tongue weight (2,724 kg)

Auto-Pin hammerstrap and safety chain support

SAFETY EQUIPMENT:

SMV emblem, transport tie down points on front and rear frames, 67.8 cubic ft.

(6.3 cubic meter) of tinted tempered

glass, ROPS, HFC 134A refrigerant,

neutral start system, operator presence

switch, safety seat belt and articulation

locks.

Road lighting meets ASAE spec. and

includes directional signal lights,

4-way flashers, brake lights and

wide machine marker lights

(wheeled tractors only).

L.H. and R.H power electric wide

external adjustable mirrors

Single beacon light

EASY ACCESS GROUND LEVEL

MAINTENANCE:

Sight gauges for fuel, hydraulic fluid, transmission fluid, and engine coolant levels

Cab filter, engine oil level, batteries, articulation pivot lubrication points

Rearward pivoting, rear hinged tilt hood

Lockdown capability of front grill screen,

transmission/hydraulic fill, fuel tank

**STEIGER 620 QUADTRAC TRACTOR
US PRICE LIST**

(Ex Works Fargo, ND)
Models

COMMERCIAL MODEL	VERSION	ENGINE POWER	Weight	List Price
STEIGER 620 TR	Quadtrac	620HP	42,000 LB	\$556,502.00

Factory Supplied Options

Order Code	Description	Weight	List Price
------------	-------------	--------	------------

OPERATOR STRUCTURE

SD_T9200 OPERATOR STRUCTURE #1

449057	DLX CAB W/SUSPENSION See standard features for a full list of features.		No Charge
449059	LUX PERFORMANCE CAB Includes all features listed in standard features plus the following: 3 front and 1 rear wiper Carpet floor mat Red leather **POSITIVE RESPONSE** heated and ventilated seat Slide out lower cushion with height and length adjustment Red leather instructional seat Deceleration pedal Business Band Radio Antenna Ready with roof mount Electric Adjustment roof mounted mirrors Performance radio with the following features: AM/FM/WB and Satellite Radio Ready, CD player, USB input Jack, Aux input Jack A-Post Monitor Mount		\$4,716.00

WORK LIGHTING

SD_T8706 HID LIGHTS

XT8706X	Standard less HID lights		No Charge
420695	Front & Rear HID lights-4 HID For Models 470, 500, 540, 580, 620 Quadtrac 4 HID Lights replaces std halogen lights - 2 HID Lights in front grill - 2 HID Lights on rear fenders		\$2,622.00

**STEIGER 620 QUADTRAC TRACTOR
US PRICE LIST**

(Ex Works Fargo, ND)

	420696	Front & Rear HID lights-10 HID For Models 470, 500, 540, 580, 620 Quadtrac 10 HID Lights replaces std halogen lights - 6 HID Lights in front grill - 4 HID Lights on rear fenders		\$4,884.00
--	--------	---	--	------------

SD_T9175 WORK LIGHTS - HID

	XT9175X	Less HID work lights		No Charge
	420927	HID cab roof worklight package 360 Degree Lighting 4 HID cab roof work lights Two rear side cab mounted roof trapezoidal HID lights mounted on each side of the cab. Two of the lights may be moved to lower front of cab roof if desired. Can be used with code 449344 or 449345 HID lights (Rowtrac) or 420695 or 420696 front and rear HID lights (Quadtrac)		\$1,869.00

BEACON LIGHTING

SD_T9145 ROTARY BEACON

	420025	Single beacon light Mounting bracket installed at the factory, light shipped in cab for dealer installation		No Charge
	420099	Dual beacon light Mounting brackets installed at the factory, lights shipped in cab for dealer installation.		\$786.00

DISPLAY MOUNTING

SD_T7619 RH MONITOR/MOUNTING

	429321	RH window bar display ready With Ram mount and wiring harness		No Charge
	429322	RH window bar w/large display Includes window Ram mount, AFS Pro 700, window harness and window bar		\$5,083.00
	429352	RH armrest w/large display RH armrest mount, and AFS Pro 700 Also includes window mount, window harness, and window bar		\$5,322.00

**STEIGER 620 QUADTRAC TRACTOR
US PRICE LIST**

(Ex Works Fargo, ND)

PRECISION FARMING

AUTOGUIDANCE READY

SD T9210 AUTOGUIDANCE

	420782	Factory guidance ready Includes steering sensor, electronic steering valve, auto guidance disengage switch, steering manifold hoses, cab wiring harness, hardware, auto guidance AFS decals.		No Charge
	429314	AG Ready w/Nav II controller Includes Auto Guidance Ready (420782) Navigation II Controller		\$5,408.00
	429367	Nav II w 372 Rec WAAS Includes Auto Guidance Ready (420782), Navigation II Controller, 372 GPS Receiver with WASS, EGNOS, and VBS Pro 700 Monitor is not included.		\$8,653.00
	429368	Nav II w372 RecHP/XP/GLNS/WAAS Includes Auto Guidance Ready (420782), Navigation II Controller, 372 GPS Receiver with WASS, EGNOS, and VBS Pro 700 Monitor is not included.		\$11,153.00

ENGINE

STARTING AID

SD T1938 WEATHER PACK

	XT1938X	Standard without cold start Grid heater is standard equipment		No Charge
	420814	Cold weather starting aid pkg Consists of 120V, 1500W engine block coolant heater and transmission oil heat maintainer.		\$453.00

COMPRESSION BRAKE

SD T1933 COMPRESSION ENGINE

	XT1933X	No compression brake		No Charge
	429179	Engine compression brake Includes control system and factory installed engine brake. Recommended for large tow behind Implements, grain carts and slurry tankers		\$4,200.00

**STEIGER 620 QUADTRAC TRACTOR
US PRICE LIST**

(Ex Works Fargo, ND)

TRANSMISSION

RADAR

SD T7581 RADAR

	XT7581X	Std less ground speed sensor		No Charge
	420823	True ground speed sensor Provides radar measurement of ground speed to aid in accurate application of chemicals and other speed sensitive operations. (Required to monitor fuel usage, area covered, fuel usage per acre, area covered per hour, distance covered, distance covered per minute, slip control and slip limit control)		\$807.00

BACK-UP ALARM

SD T5201 BACK-UP ALARM

	XT5201X	Standard less backup alarm		No Charge
	420824	Backup warning alarm		\$228.00

TRAILER BRAKES

TRAILER BRAKES

SD T7130 TRLR BRK VLV

	XT7130X	No hydraulic trailer brakes		No Charge
	420514	Hydraulic trailer brake Recommended for Large Tow behind Implements, Grain Carts, and Slurry Tankers NOTE: Cannot be ordered with 5 remotes (420403)		\$1,394.00

HITCH

HITCH AND DRAWBAR

SD T8960 3 - POINT LINKAGE-REAR

	420504	High capacity drawbar Ag without 3 pt Hitch (2" drawbar pin diameter with 11,000 lb. vertical tongue weight capacity) Ground clearance 19.6" width 5" thickness 2.5" pin size 2" Must order 84265017- Kit, CAT 4 Quick Coupler Conversion from Parts Supplied to go from CAT 4 to CAT 3		No Charge
--	--------	--	--	-----------

**STEIGER 620 QUADTRAC TRACTOR
US PRICE LIST**

(Ex Works Fargo, ND)

	420506	<p>Three point hitch Cat IV - N Elec 3-pt Hitch 20,000 lb. lift capacity, Cat IV - N Elec 3-pt Hitch is Convertible to Cat III, with 2" diameter drawbar pin and 11,000 vertical tongue weight capacity. Ground clearance 19.6" width 5" thickness 2.5" pin size 2" Requires 420823 - True ground speed sensor Requires 449068 - Front Bumper casting for all Quadtrac® Must order 84265017- Kit, CAT 4 Quick Coupler Conversion from Parts Supplied to go from CAT 4 to CAT 3</p>		\$22,366.00
	424264	<p>Cat 5 Drawbar L/TPH without three point hitch (2.75" drawbar pin diameter with 15,000 lb. vertical tongue weight capacity) For 470, 500, 540, 580, 620 Quadtrac Models Ground clearance 19.6" width 5" thickness 3" pin size 2.75" Must order 47477445- Cat 5 to 4 Conversion kit from Parts Supplied to go from CAT 5 to CAT 4 drawbar</p>		\$1,047.00
	424265	<p>Cat 5 Drawbar W/TPH With three point hitch (2.75" drawbar pin) 20,000lb Lift capacity 15,000lb Vertical tongue weight capacity For 470, 500, 540, 580, 620 Quadtrac Models Ground clearance 19.6" width 5" thickness 3" pin size 2.75" Requires 420823 - True ground speed sensor Requires 4449068 - Front Bumper casting for all Quadtrac® Must order 47477445- Cat 5 to 4 Conversion kit from Parts Supplied to go from CAT 5 to CAT 4 drawbar</p>		\$24,057.00

HYDRAULICS

HYDRAULIC PUMP

SD T8220 HYDRAULIC PUMP

	420301	<p>Hydraulic pump, standard 40 gpm (151L /min) flow only on 370 models 42 gpm (159L/min) flow on 420, 470, 500, 540, 580 & 620 models</p>		No Charge
	420302	<p>Hydraulic pump, high capacity 55 gpm (208L /min) flow only on 370 model 57 gpm (216L/min) flow 420, 470, 500, 540, 580 & 620 models</p>		\$2,612.00

**STEIGER 620 QUADTRAC TRACTOR
US PRICE LIST**

(Ex Works Fargo, ND)

SD T8276 PARALLEL FLOW HYDRA

	XT8276X	Std Less High-Flow Hyd		No Charge
	429176	<p>2 pumps</p> <p>Twin Flow Setting from factory hydraulic flow is supplied controlled for left hand side hydraulic remotes by main pump and right hand side remotes are supplied by second pump</p> <p>Twin flow can be converted to Parrallel Flow where all hydraulic flow is supplied to all remote valves equally by both pumps</p> <p>Conversion kit is shipped with tractor from factory (in cab)</p> <p>For 370 model additional 53 gpm with 1/2 in. ISO Couplers. For 420, 470, 500, 540, 580, and 620 models additional 56 gpm with 1/2 in. ISO Couplers.</p> <p>Available with/without 3 pt. Hitch and PTO options. Can be ordered with 420301 or 420302 (Hydraulic Pump)</p>		\$9,037.00

REAR REMOTE VALVES

SD T8270 REAR REMOTES

	420402	<p>4_electric remotes</p> <p>Electronic control actuation In-cab electronic flow controls with selectable functions Includes 4 paddles (for #1 - 4, #1 on Multi-Function Handle)</p>		No Charge
	420403	<p>5_electric remotes</p> <p>Available only on 370, 420, 470, 500 Rowtrac models with 3 point hitch (420506)</p> <p>Electronic control actuation In-cab electronic flow controls with selectable functions Includes 4 paddles (for #1-4, #5 on Multi-Function Handle)</p> <p>REQUIRES: 420506 - THREE POINT HITCH Can only be ordered in combination with Three Point Hitch on 370, 420, 470, 500 Rowtrac NOTE: Cannot be ordered with Hydraulic Trailer Brakes (420514)</p>		\$1,742.00
	424826	<p>6_electric remotes</p> <p>Electronic control actuation In-cab electronic flow controls with selectable functions Includes 6 paddles Not compatible with 3pt Hitch on 370, 420, 470, 500 Rowtrac</p>		\$3,485.00
	424827	<p>Eight electric remotes</p> <p>Electronic control actuation In-cab electric flow controls with selectable functions with four paddle controls and joystick Available on tractors WITHOUT 3pt Hitch Not compatible with 3pt Hitch on 370, 420, 470, 500 Rowtrac Not compatible with 3pt Hitch on 470, 540, 580, 620 Quadtrac</p>		\$6,969.00

**STEIGER 620 QUADTRAC TRACTOR
US PRICE LIST**

(Ex Works Fargo, ND)

POWER BEYOND

SD T8275 POWER BEYOND COUPLE

	XT8275X	Std less power beyond		No Charge
	420828	Power beyond supply and return Motor return with 2 hydraulic 3/4 in. couplers and hose tips. - Hydraulic Supply - Hydraulic Return - Load Sensing Signal - Hydraulic Motor Case Drain		\$524.00

PTO

SD T8010 PTO

	420600	No PTO		No Charge
	420601	1000 RPM Independent PTO Power Take - Off 1.75 in (44.5mm) shaft		\$14,603.00

AXLE

SD T5900 FRONT REAR 4WD AXLE

	424824	High CapBar w/ diff lock Includes hydraulic differential lock		No Charge
--	--------	---	--	-----------

TRACKS

SD T4944 TRACKS

Quadtrac Tractor				
	9709442	30" GY ARMORLUG Tracks 4 yr Track warranty for AG applications only		No Charge
	9717340	30" Tracks Camoplast Scraper 2 yr Track warranty SCRAPER and AG applications		\$1,293.00
	9709342	30" ARMORLUG™ Scraper Tracks 2 year Track warranty - SCRAPER and AG applications.		\$1,293.00
	9718340	36" Camoplast Ag Tracks 4 yr Track warranty for AG applications only		\$2,997.00
	9709142	36" Goodyear ARMORLUG™ Tracks 4 yr Track warranty for AG applications only		\$2,997.00

SD T5001 DRIVE WHEEL SCRAPER

	XT5001X	Std Less Drive Wheel scrapers		No Charge
--	---------	-------------------------------	--	-----------

**STEIGER 620 QUADTRAC TRACTOR
US PRICE LIST**

(Ex Works Fargo, ND)

	449106	Quadtrac Drive Wheel scrapers Undercarriage Stops/Scrapers for Quadtrac® models Cushion undercarriage oscillation stops (8) and suspension support bumpers (8) with drive wheel scrapers (4). Recommended for TPH, front tanks, and wet muddy field conditions.		\$1,400.00
--	--------	---	--	------------

OTHER EQUIPMENT

SD T5202 TOW CABLE

	XT5202X	Standard less tow cable		No Charge
	420816	Tow cable for HD tractor Extends to front of tractor. NOTE: Tow Cable requires tractor be equipped with Front Bumper Weight (449114 or 449068) or Grill Protection Plate (449095 or 449067).		\$2,623.00

FRONT BALLAST

SD T2150 FRONT BALLAST

For All Models				
	XT2150X	Standard less front ballast		(\$2,372.00)
		if ENGINE POWER is 620HP		(\$2,372.00)
For Quadtrac and Scraper				
	449068	Front Bumper Weight For 470, 500, 540, 580, and 620 Quadtrac models 1629 lbs.		No Charge

OPERATOR'S MANUAL

SD T9840 COUNTRY CONFIGURATION

	420701	North American English		No Charge
	420702	French Canadian		No Charge
	420705	Spanish		No Charge

**STEIGER 620 QUADTRAC TRACTOR
US PRICE LIST**

(Ex Works Fargo, ND)

Factory Supplied Attachments

Order Code	Description	Weight	List Price
Ballast Weight Kits			
84147353	Front BumperCasting On Models 470, 500, 540, 580 and 620 Quadtrac and 450, 500, 550, and 600 Quadtrac (Tier 4A) 1600 lbs	1,570 LB	\$3,405.00
Electrical and Cab Kits			
84299370	Back Up Alarm Kit	26 LB	\$235.00
84302098	Decel Pedal Kit	22 LB	\$347.00
84303625	Business Band Antenna Cable	4 LB	\$152.00
84313734	"A" Post Monitor Mount Kit	11 LB	\$154.00
84319907	RH Window Bar Display Ready For Pro 600/700 Includes harness and monitor mount	11 LB	\$317.00
84420722	Lower Front Wiper Kit	44 LB	\$552.00
Hydraulic Kits			
84159660	TwinFlow Hydraulic System (Quadtrac)	55 LB	\$10,841.00
84366432	Auxillary Pump Drive Kit Required with Twin/Parrallel Flow Option without PTO	211 LB	\$2,467.00
Lighting Kits			
84156115	Rear Flood HID Kit 2 rear facing High Output Flood Lamps, mounted on the rear fenders, Outer position. Tier 4A only	13 LB	\$1,504.00
84156118	Rear Trapazoidal HID KIT 2 rear facing High Output Trapezoidal Lamps, mounted on the rear fenders, Inner position. Tier 4A only	13 LB	\$1,430.00
84303648	360 Degree Lighting Kit 2 HID lights for each side of the cab roof top.	33 LB	\$1,869.00
84303666	Marker Light Kit - NAO	88 LB	\$641.00
84305363	High Intensity Discharge (HID) lighting Lighting Kit, Contains 2 Halogen worklamp assemblies. Each assembly contains 1 HID lamp and ballast. For Models 470, 500, 540, 580, 620 Quad And for Models 450, 500, 550, and 600 Quad. (Tier 4A)	17 LB	\$1,556.00
84305400	High Intensity Discharge Lighting (HID) Lighting Kit, Contains 1 worklamp assembles. Each assembly contains 3 HID Lamps and Ballasts. For Models 470, 500, 540, 580 and 620 Quad And for Models 450, 500, 550, and 600 Quad. (Tier 4A)	17 LB	\$2,193.00
Other Equipment			
84306032	Fire Extinguisher Kit	46 LB	\$205.00

**STEIGER 620 QUADTRAC TRACTOR
US PRICE LIST**

(Ex Works Fargo, ND)

	84306341	Quadtrac Drive Wheel Scraper Kit Only for Quadtracs includes undercarriage stops	24 LB		\$1,400.00
PTO Kits					
	84366438	PTO Kit - Large Frame On Models 470, 500, 540, 580 and 600 Quad On Models 450, 500, 550 and 600 Quad (Tier 4A)	1,034 LB		\$15,187.00
3 Point Hitch and Drawbar Kits					
	84377441	Three Point Kit Field Installed High HP For 470, 500, 540, 580, and 620 Quadtrac For 450, 500, 550, and 600 Quadtrac (Tier 4A)	3,203 LB		\$24,366.00
Tow Cable Kits					
	47464175	KIT, Grill Protection Plate HHP 470, 500, 540, 580, 620 Quadtrac (Tier 4B) 450, 500, 550, 600 Quadtrac (Tier 4A) For use without a front bumper or weight frame Includes mounting provision for a Tow Cable kit	121 LB		\$969.00
	47368288	KIT, TOW CABLE For 470, 500, 540, 580, 620 Quadtrac only	411 LB		\$2,702.00
	47534810	KIT, HID REAR TRAPEZOIDAL LIGHTS 2 rear facing High Output Trapezoidal Lamps, mounted on the rear fenders, Inner position. Tier 4B	13 LB		\$1,430.00

**STEIGER® AND QUADTRAC® TRACTORS
PARTS DIVISION SUPPLIED ACCESSORIES**

NOTE: Place orders through the Global Parts System (not wholegoods)

NOTE: Installation Instructions must be ordered separately from DMC

Kit Number		Instructions
THREE POINT HITCH, PTO, and DRAWBAR KITS		
84344685	Scraper to AG Application Hitch Adapter Kit	none
719508006	PTO kit for T3 Small Frame Models: 335, 280, 330	87698193
719508016	PTO kit for T3 Large Frame Models: 385, 435, 485, 535, 380, 430, 480, 530	87698193
719503026	3pt hitch w/ elec remotes kit for T3 Small Frame Models: 335, 280, 330	84154662
719504026	3pt hitch w/ elec remotes kit for T3 Large and XL Frame Models: 385, 435, 485, 535, 380, 430, 480, 530	84154662
84265017	Kit, CAT 4 Quick Coupler Conversion Kit to CAT 3	none
47477445	Cat 5 to 4 Conversion kit Kit includes a drawbar pin with a CAT 5 top for the hammerstrap and CAT 4 shaft. Includes a bushing to insert into darwbar for a tight fit.	
84344685	REVERSE HITCH ADAPTER (STINGER) KIT	47510455
HYDRAULIC KITS		
47495720	Additional (+1) EH Remote Kit - Hydraulic valve and mounting hardware	47495721
84330953	Additional EH Remote Kit - Cab Components Only CIH (switching from 4 or 5 remotes to 6 remotes, adds 2 more paddles)	47495729
84330952	Additional EH Remote Kit - Cab Components Only CIH (switching from 4 or 5 remotes to 7 or 8 remotes - adds Joystick)	47495729
84319336	Additional RH Remote Kit - Cab Components Only CIH (switching from 6 remotes to 7 or 8 remotes - adds Joystick)	47495729
84319358	Additional EH Remote Kit - Cab Components Only NH (switching from 4 remotes to 5, 6, 7, or 8 remotes - adds Joystick) (Electrical spool harness)	47495729
84307668	Power Beyond Coupler & Low Pressure Motor Return Kit	47495735
84335908	3/4" Coupler Kit	47498094
84386915	Second Case Drain	47498096
ELECTRICAL and CAB KITS		
84313051	Smoking Package Kit	47501259
84313044	Electric Armrest Adjustment	47501272
84151666	BASE RADIO KIT	47501293
84151669	PERFORMANCE RADIO KIT	47501293
84148675	Ground Speed Radar Kit	47501294
84546676	Large Color Display (AFS Pro 700 for CaseIH)	N/A
84518921	IMPLEMENT DEPTH CONTROL	47501314

**STEIGER® AND QUADTRAC® TRACTORS
PARTS DIVISION SUPPLIED ACCESSORIES**

NOTE: Place orders through the Global Parts System (not wholegoods)

NOTE: Installation Instructions must be ordered separately from DMC

OTHER EQUIPMENT

84343783	COLD START - BLOCK HEATER KIT - 13L - 120v	47502325
84343277	COLD START - BLOCK HEATER KIT - 9l - 120v	47502317
84351992	COLD START - TRANSMISSION HEAT MAINTAINER KIT - 120v	47502327
47550021	13L ENGINE BRAKE - SINGLE STAGE TURBO TIER 4B	47572433
47568974	13L ENGINE BRAKE - DUAL STAGE TURBO TIER 4B	47572426

3rd Party Supplied Kits

Cameras / Accessories

ZAEBTKITHD	Bluetooth® Radio Kit
ZAEVOSHDCL2BHD	Dual Camera 7 inch Color Flat Screen LCD Observation System
ZAEVCCS150BHD	High Resolution Camera 1/3 inch CCD Color Camera
ZAE31200043	Camera adapter cable for the AFS Pro 300 and AFS Pro 700 monitors
ZAE31100083HD	Camera adapter cable for FM-750 or FM-1000 monitor
ZAEVOSIMKITHD	3-Camera INSTALLATION KIT includes: ZAEBIC12L3HD 1-qty, ZAECEC25L3HD 2qty, ZAEUCMNTHD 2qty
ZAEBIC12L3HD	Bulkhead implement cable, 12', 3-camera capable
ZAECEC25L3HD	Camera extension cable, 25', 3-camera capable
ZAEUCMNTHD	Universal camera mount
ZAEBTC12L3HD	Bulkhead tractor cable, 12', 3-camera capable
ZAEBTC25L3HD	Bulkhead tractor cable, 25', 3-camera capable
ZAECEC25HD	25' VOYAGER Extension Cable
ZAECEC75HD	75' Camera Extension Cable
ZAEVCMSYL36i	SUPER CMOS CYLINDER COLOR OBSERVATION CAMERA
ZAE87367060HD	Voyager CCD Color Cylindrical Camera
ZAEVCCS150BHD	Voyager CCD Color Camera
ZAEUCMNTHD	Universal camera mount
ZAEWVOS5MDCL1B	Voyager ToughCam Digital Wireless Single Camera Observation System includes: 5.6" color monitor and 1 Super CMOS wireless color camera
ZAEWVOS7MDCL1B	Voyager ToughCam Digital Wireless Single Camera Observation System includes: 7" color monitor and 1 Super CMOS wireless color camera. Also has inputs for two wired cameras (not included)
ZAEWVCMS10B	Wireless Super CMOS Color Camera

Steiger 370 HD Max GVW 49500

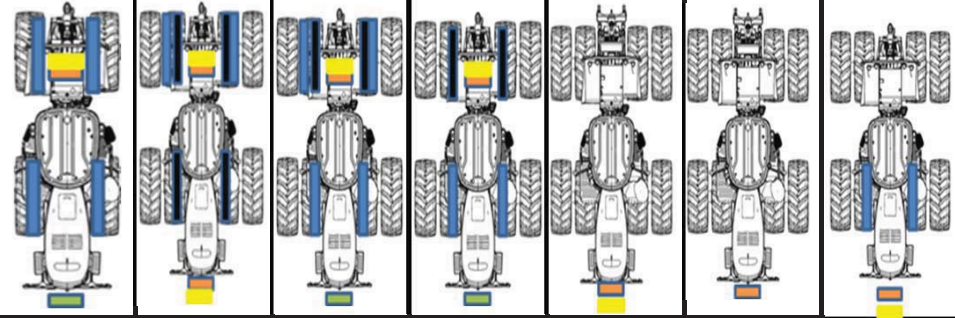
Option/Description	lb / hp	Description	kg	Total kg	lb	Total lb
449467 Drawbar only (no TPH) Single 800/70R38 55/45 weight split	105	FRONT BUMPER (Rowcrop Frame) 1000# FRONT WHEEL WEIGHT 1000# REAR WHEEL WEIGHT (500 lbs/WHEEL) REAR WEIGHT ASSY+10 SUITCASE WEIGHTS	398 455 455 909	2,216	875 1,000 1,000 2,000	4,875
449464 Drawbar only (no TPH) Dual 710/70R42 / 13" spacers 55/45 weight split	115	GRILLE PROTECTION PLATE (Rowcrop Frame) REAR WEIGHT ASSY+10 SUITCASE WEIGHTS	99 909	1,008	217 2,000	2,217
449471 Drawbar only (no TPH) Dual 710/70R42 / 13" spacers 55/45 weight split	120	FRONT BUMPER (Rowcrop Frame) 1000# FRONT WHEEL WEIGHT 2000# REAR WHEEL WEIGHT (1000 lbs/WHEEL) REAR WEIGHT ASSY+10 SUITCASE WEIGHTS	398 455 909 909	2,670	875 1,000 2,000 2,000	5,875
449466 TPH and PTO Dual 480/80R50 60/40 weight split	120	FRONT WEIGHT ASSY+10 SUITCASE WEIGHTS (Rowcrop Frame)	1,659	1,659	3,650	3,650

Steiger 420 HD Max GVW 49500

Option/Description	lb / hp	Description	kg	Total kg	lb	Total lb
449467 Drawbar only (no TPH) Single 800/70R38 55/45 weight split	100	FRONT BUMPER (Rowcrop Frame) 1000# FRONT WHEEL WEIGHT 1000# REAR WHEEL WEIGHT (500 lbs/WHEEL) REAR WEIGHT ASSY+10 SUITCASE WEIGHTS	398 455 455 909	2,216	875 1,000 1,000 2,000	4,875
449473 Drawbar only (no TPH) Dual 480/95R50 for 30" or 32" rows 55/45 weight split	115	FRONT WEIGHT ASSY+10 SUITCASE WEIGHTS (Rowcrop Frame) 2000# FRONT WHEEL WEIGHT 3000# REAR WHEEL WEIGHT (500 & 1000 LBS/WHEEL) REAR WEIGHT ASSY+10 SUITCASE WEIGHTS	1,659 909 1,364 909	4,841	3,650 2,000 3,000 2,000	10,650
449472 Drawbar only (no TPH) Dual 710/70R42 / 13" spacers 55/45 weight split	115	FRONT BUMPER (Rowcrop Frame) 1000# FRONT WHEEL WEIGHT 3000# REAR WHEEL WEIGHT (500 & 1000 LBS/WHEEL) REAR WEIGHT ASSY+10 SUITCASE WEIGHTS	398 455 1,364 909	3,125	875 1,000 3,000 2,000	6,875
439025 TPH and PTO Dual 480/95R50 for 30" or 32" rows 60/40 weight split	115	FRONT WEIGHT ASSY+18 SUITCASE WEIGHTS	2,023	2,023	4,450	4,450
449465 TPH and PTO Dual 710s / 13" spacers 60/40 weight split	120	FRONT WEIGHT ASSY (No Suitcase Weights) (Rowcrop Frame)	1,205	1,205	2,650	2,650


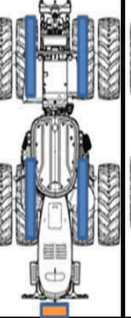
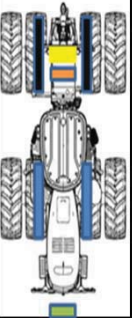
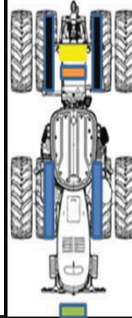
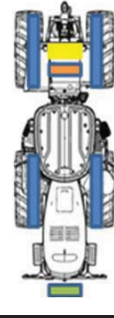
Steiger 470 HD Max GVW 49500

Option/Description	lb / hp	Description	kg	Total kg	lb	Total lb
449467 Drawbar only (no TPH) Single 800/70R38 55/45 weight split	90	FRONT BUMPER (Rowcrop Frame) 1000# FRONT WHEEL WEIGHT 1000# REAR WHEEL WEIGHT (500 lbs/WHEEL) REAR WEIGHT ASSY+10 SUITCASE WEIGHTS	398 455 455 909	2,216	875 1,000 1,000 2,000	4,875
449473 Drawbar only (no TPH) Dual 480/95R50 for 30" or 32" rows 55/45 weight split	100	FRONT WEIGHT ASSY+10 SUITCASE WEIGHTS (Rowcrop Frame) 2000# FRONT WHEEL WEIGHT 3000# REAR WHEEL WEIGHT (500 & 1000 LBS/WHEEL) REAR WEIGHT ASSY+10 SUITCASE WEIGHTS	1,659 909 1,364 909	4,841	3,650 2,000 3,000 2,000	10,650
449472 Drawbar only (no TPH) Dual 710/70R42 / 13" spacers 55/45 weight split	105	FRONT BUMPER (Rowcrop Frame) 1000# FRONT WHEEL WEIGHT 3000# REAR WHEEL WEIGHT (500 & 1000 LBS/WHEEL) REAR WEIGHT ASSY+10 SUITCASE WEIGHTS	398 455 1,364 909	3,125	875 1,000 3,000 2,000	6,875
449471 Drawbar only (no TPH) Dual 800/70R38 / 5&13" spacers 55/45 weight split	105	FRONT BUMPER (Rowcrop Frame) 1000# FRONT WHEEL WEIGHT 2000# REAR WHEEL WEIGHT (1000 lbs/WHEEL) REAR WEIGHT ASSY+10 SUITCASE WEIGHTS	398 455 909 909	2,670	875 1,000 2,000 2,000	5,875
439025 TPH and PTO Dual 480/95R50 for 30" or 32" rows 60/40 weight split	100	FRONT WEIGHT ASSY+18 SUITCASE WEIGHTS	2,023	2,023	4,450	4,450
449465 TPH and PTO Dual 710/70R42 / 13" spacers 60/40 weight split	100	FRONT WEIGHT ASSY (No Suitcase Weights) (Rowcrop Frame)	1,205	1,205	2,650	2,650
449470 Industrial Scraper Dual 710/70R42 / 13" spacers 65/35 weight split	100	FRONT WEIGHT ASSY+18 SUITCASE WEIGHTS 1000# FRONT WHEEL WEIGHT	2,023 455	2,477	4,450 1,000	5,450



Steiger 500 HD Max GVW 56000

Option/Description	lb / hp	Description	kg	Total kg	lb	Total lb
449475 Drawbar only (no TPH) Single 800/70R38 55/45 weight split	95	FRONT BUMPER (HP Frame) 1000# FRONT WHEEL WEIGHT 1000# REAR WHEEL WEIGHT (500 lbs/WHEEL) REAR WEIGHT ASSY+28 SUITCASE WEIGHTS	741 455 455 2,066	3,716	1,630 1,000 1,000 4,545	8,175
449477 Drawbar only (no TPH) Dual 800/70R38 w/ 5&13" spacers 55/45 weight split	110	FRONT BUMPER (HP Frame) 1000# FRONT WHEEL WEIGHT 2000# REAR WHEEL WEIGHT (1000 lbs/WHEEL) REAR WEIGHT ASSY+28 SUITCASE WEIGHTS	741 455 909 2,066	4,170	1,630 1,000 2,000 4,545	9,175
449477 Drawbar only (no TPH) Dual 710/70R42 / 13" spacers 55/45 weight split	110	FRONT BUMPER (HP Frame) 1000# FRONT WHEEL WEIGHT 2000# REAR WHEEL WEIGHT (1000 lbs/WHEEL) REAR WEIGHT ASSY+28 SUITCASE WEIGHTS	741 455 909 2,066	4,170	1,630 1,000 2,000 4,545	9,175
449474 TPH and PTO Dual 710/70R42 / 13" spacers 60/40 weight split	110	FRONT WEIGHT ASSY (No Suitcase Weights) (HP Frame) 1000# FRONT WHEEL WEIGHT 1000# REAR WHEEL WEIGHT (500 lbs/WHEEL)	1,510 455 455	2,419	3,322 1,000 1,000	5,322
449476 Industrial Scraper Dual 710/70R42 / 13" spacers 65/35 weight split	110	FRONT WEIGHT ASSY+10 SUITCASE WEIGHTS (HP Frame) REAR WEIGHT ASSY+28 SUITCASE WEIGHTS	1,965 2,066	4,030	4,322 4,545	8,867



Steiger 540 HD Max GVW 56000

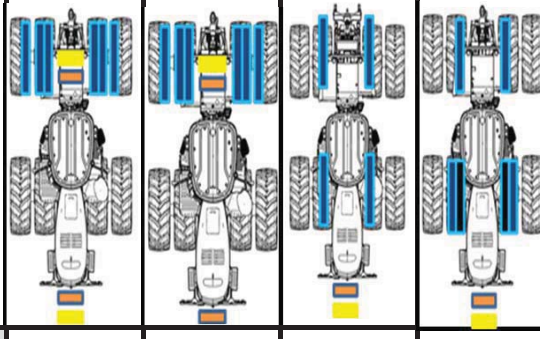
Option/Description	lb / hp	Description	kg	Total kg	lb	Total lb
449475 Drawbar only (no TPH) Dual 800/70R38 / 5&13" spacers 55/45 weight split	105	FRONT BUMPER (HP Frame) 1000# FRONT WHEEL WEIGHT 1000# REAR WHEEL WEIGHT (500 lbs/WHEEL) REAR WEIGHT ASSY+28 SUITCASE WEIGHTS	741 455 455 2,066	3,716	1,630 1,000 1,000 4,545	8,175
449475 Drawbar only (no TPH) Dual 710/70R42 / 13" spacers 55/45 weight split	105	FRONT BUMPER (HP Frame) 1000# FRONT WHEEL WEIGHT 1000# REAR WHEEL WEIGHT (500 lbs/WHEEL) REAR WEIGHT ASSY+28 SUITCASE WEIGHTS	741 455 455 2,066	3,716	1,630 1,000 1,000 4,545	8,175
449474 TPH and PTO Dual 710/70R42 / 13" spacers 60/40 weight split	105	FRONT WEIGHT ASSY (No Suitcase Weights) (HP Frame) 1000# FRONT WHEEL WEIGHT 1000# REAR WHEEL WEIGHT (500 lbs/WHEEL)	1,510 455 455	2,419	3,322 1,000 1,000	5,322
449476 Industrial Scraper Dual 710/70R42 / 13" spacers 65/35 weight split	100	FRONT WEIGHT ASSY+10 SUITCASE WEIGHTS (HP Frame) REAR WEIGHT ASSY+28 SUITCASE WEIGHTS	1,965 2,066	4,030	4,322 4,545	8,867

Steiger 580 HD Max GVW 66000

Option/Description	lb / hp	Description	kg	Total kg	lb	Total lb
449481 Drawbar only (no TPH) Dual 710/70R42 / 13" spacers 55/45 weight split	110	FRONT WEIGHT ASSY+10 SUITCASE WEIGHTS (HP Frame) 5400# REAR WHEEL WEIGHT REAR WEIGHT ASSY+14 SUITCASE WEIGHTS	1,965 2,455 1,430	5,849	4,322 5,400 3,145	12,867
449480 Drawbar only (no TPH) Dual 800/70R38 / 5&13" spacers 55/45 weight split	110	FRONT WEIGHT ASSY (No Suitcase Weights) (HP Frame) 5400# REAR WHEEL WEIGHT REAR WEIGHT ASSY+14 SUITCASE WEIGHTS	1,510 2,455 1,430	5,394	3,322 5,400 3,145	11,867
449479 TPH and PTO Dual 710/70R42 / 13" spacers 60/40 weight split	110	FRONT WEIGHT ASSY+22 SUITCASE WEIGHTS 1800# FRONT WHEEL WEIGHT 1800# REAR WHEEL WEIGHT (900 lbs/WHEEL)	2,510 818 818	4,146	5,522 1,800 1,800	9,122
449482 Industrial Scraper Dual 710/70R42 / 13" spacers 65/35 weight split	110	FRONT WEIGHT ASSY+22 SUITCASE WEIGHTS 5000# FRONT WHEEL WEIGHT (2X 1600 lbs., 2X 900 lbs.) 1800# REAR WHEEL WEIGHT (900 lbs/WHEEL)	2,510 2,273 818	5,601	5,522 5,000 1,800	12,322

Steiger 620 HD Max GVW 66000

Option/Description	lb / hp	Description		kg		lb		Total lb
		FRONT WEIGHT ASSY (No Suitcase Weights) (HP Frame)	REAR WEIGHT ASSY+14 SUITCASE WEIGHTS	kg	kg	lb	lb	
449481 Drawbar only (no TPH) Dual 800/70R38 / 5&13" spacers 55/45 weight split	105	FRONT WEIGHT ASSY (No Suitcase Weights) (HP Frame)	REAR WEIGHT ASSY+14 SUITCASE WEIGHTS	1,510	5,394	3,322	5,400	11,867
449480 Drawbar only (no TPH) Dual 710/70R42 / 13" spacers 55/45 weight split	105	FRONT WEIGHT ASSY+10 SUITCASE WEIGHTS (HP Frame)	REAR WEIGHT ASSY+14 SUITCASE WEIGHTS	1,965	5,849	4,322	3,145	12,867
449479 TPH and PTO Dual 710/70R42 / 13" spacers 60/40 weight split	105	FRONT WEIGHT ASSY+22 SUITCASE WEIGHTS 1800# FRONT WHEEL WEIGHT 1800# REAR WHEEL WEIGHT (900 lbs/WHEEL)	REAR WEIGHT ASSY+14 SUITCASE WEIGHTS	2,510 818 818	4,146	5,522 1,800 1,800		9,122
449482 Industrial Scraper Dual 710/70R42 / 13" spacers 65/35 weight split	105	FRONT WEIGHT ASSY+22 SUITCASE WEIGHTS 5000# FRONT WHEEL WEIGHT (2X 1600 lbs., 2X 900 lbs.) 1800# REAR WHEEL WEIGHT (900 lbs/WHEEL)		2,510 2,273 818	5,601	5,522 5,000 1,800		12,322



Ship by rail process for Fargo 4WD Tractors

High trucking costs can be a substantial expense to your agricultural dealership. In some cases, shipping by rail can offer a cost effective alternative. The intent of this summary is to establish a set of guidelines for you to obtain a quote, and to understand the process involved with shipping 4WD tractors from the Fargo ND plant by rail.

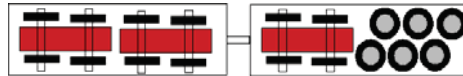
The Fargo tractor plant is served by the BNSF Railway. BNSF’s shipping area covers the US west of the Mississippi. As the originating railroad, BNSF can quote and arrange any tractor shipments from Fargo, even if it is outside their area of coverage where interconnections must be made with other railroads for the final destination. Rail shipment economies depend on geographic location, interconnecting railroads, the number of units being shipped, costs of shipping units from the final rail destination to the dealership, and rail transit times. When comparing rail costs to truck costs, keep in mind that a 4WD tractor with duals and ballast may have to ship on two trucks, or in the case of a Quadtrac, require an overweight permit. Weight is not an issue for shipping by rail.

The following is the process for shipping Fargo 4WD Tractors by rail:

1. Understand what will fit on train cars

Fargo tractors

- 1 wheeled unit with duals will fit on one 60ft car.
- 3 wheeled units and duals will fit on two 60ft cars.
- Dual tires are in stacks of two.
- 250,000 lbs per car weight limit



2. Contact at Burlington Northern Santa Fe (BNSF)

- LaToya Benson (BNSF Industrial Products Sales) is the point of contact for dealers to arrange rail shipments from Fargo or Racine.
 Office: (708) 924-6758
 Mobile: (312) 316-6827
 Email: LaToya.Benson@BNSF.com
- To request a shipping quote, send an email to LaToyaBenson@BNSF.com , include the following information:
 - Dealership name, city and state.
 - Potential volume of units to be shipped by rail.
 - Is the store location rail served or not rail served?
 - If the store is not rail served, then BNSF can help locate the nearest **Team Track Ramp** or **Transloader**. See below for definitions:
 - **Team Track Ramp:** This is a rail drop off point equipped with a ramp for unloading tractors. When the train arrives a notice is sent to the receiving dealership that is responsible for unloading the tractor and any duals within a 48 hour period.
 - **Transloader:** This is full service drop off point. The Transloader is a 3rd party who can be hired to unload and store the equipment. Some Transloaders have trucking services such that they can deliver equipment to a final destination. The Transloader is independent of BNSF and CNH.



- If your dealership is located in the US west of the Mississippi, refer to the BNSF map online showing **Team Track Ramps** and **Trans Loaders** at <http://domino.bnsf.com/website/bnsfpmtn.nsf/welcome>. If you are located east of the Mississippi or in Canada, contact BNSF to identify unloading locations.
- BNSF will establish a through rate, per car, from the plant to the final rail destination, a shipping pattern, and an estimated transit time. The shipping pattern contains specific instructions for the rail Bill of Lading. The rates are established using the CNH discount. Contract rates are good through the end of the calendar year (December 31st).
- BNSF will assist you to complete an application and establish an account for the dealership.

3. Place orders for tractors and notify Fargo shipping yard

- Orders must be marked to ship RR (Rail Road) in the COPS “Ship Via” field.
- Fargo orders must have code 429303 for mounted ballast.
- In the comments section of the order include: BNSF contract number, shipping pattern, and all the order numbers to ship by rail.
- Reliance Transportation is the releasing yard for the plant. Send Reliance a notification of the order numbers that will ship by rail.
Phone 701-293-3617
Fax 701-293-5920

4. The tractors are built and released to the releasing yard.

- The releasing yard will load the tractor(s) and any duals. The order will invoice and the terms will start. BNSF will pick up the rail car(s) at the next scheduled switch.

5. BNSF will bill the dealer directly.

- An invoice will be generated as soon as the load is billed out at the plant. The standard billing terms are 15 days. The bill will include the per car rate, and a fuel surcharge. During transport, BNSF Liability is limited to \$25,000 per car, and additional coverage is available through BNSF.
- Online tracking, fuel surcharge, and other tools are available at <http://www.bnsf.com>

6. Arrive final rail destination

- If the final destination is a **Team Track Ramp**, then on arrival the dealer will be notified and has a 48 hour window to unload the unit. There is a \$75 per day demurrage charge, for everyday beyond the 48 hour unloading window.
- If the final destination is a **Trans Loader**, then the unit will be unloaded and stored or per the agreement between the dealer and the Trans Loader facility.
- It is the dealer’s responsibility to move the equipment from the rail destination to the dealership.

You now have a process to obtain a quote for shipping Fargo tractors via rail. You be the judge if shipping by rail is right for your business.

SPACER CHART

Tire Size	425 Series Axles (10-Bolt Wheels) (Row Crop)												Steiger Models Offered		
	22" Tread Setting		30" Tread Setting		36" Tread Setting		38" Tread Setting		1M Tread Setting		Steiger Models Offered				
	Inner Spacer	Dual Spacer	Inner Spacer	Dual Spacer	Inner Spacer	Dual Spacer	Inner Spacer	Dual Spacer	Inner Spacer	Dual Spacer					
380/90 R54	5" spacer	N/A	0	0	N/A	0	10" spacers	10" spacers	5" spacers	5" spacers	13" spacers	13" spacers	N/A	13" spacers	350
18.4R42, 480/80R42	Tires Not Available		0	0	N/A	0	10" spacers	10" spacers	5" spacers	5" spacers	13" spacers	13" spacers	N/A	13" spacers	350
18.4R46, 480/80R46			0	0	N/A	0	10" spacers	10" spacers	5" spacers	5" spacers	13" spacers	13" spacers	N/A	13" spacers	350, 400, 450
480/80R50			0	0	N/A	0	10" spacers	10" spacers	5" spacers	5" spacers	13" spacers	13" spacers	N/A	13" spacers	350, 400, 450
480/95R50, IF480/95R50	0	0	0	0	N/A	0	10" spacers	10" spacers	5" spacers	5" spacers	13" spacers	13" spacers	N/A	13" spacers	350, 400, 450

Tire Size	450 & 500 Series Axles (10-Bolt Wheels)												Steiger Models Offered
	Duals		Triples		Steiger Models Offered								
	Inner Spacer	Dual Spacer	Outer Spacer	Triples									
18.4R46, 480/80R46	Tires Not Available		28" spacers		500								
480/80R50	0	0	28" spacers		500								
20.8R42, 520/85R42	0	0	28" spacers		500								
520/85R46	0	0	28" spacers		500								
620/70R42	0	5" spacers			500								
620/70R46	0	5" spacers			500								
650/85R38	0	10" spacers			500								
IF650/85R38	0	10" spacers			500								
710/65-38	0	13" spacers			500								
710/70R38	0	13" spacers			500								
710/70R38 Scraper	0	10" spacers	Tires Not Available		500								
710/70R42	0	13" spacers			500								
IF710/70R42	0	13" spacers			500								
750/65-38	0	13" spacers			500								
800/70R38	0	5" + 15" spcrs			500								
IF800/70R38	0	5" + 15" spcrs			500								

Tire Size	600 Series Axle (18-Bolt Wheels)												Steiger Models Offered
	Duals		Triples		Steiger Models Offered								
	Inner Spacer	Dual Spacer	Outer Spacer	Triples									
520/85R42	Tires Not Available		28" - 18 bolt spacers		550, 600								
520/85R46	Tires Not Available		28" - 18 bolt spacers		550, 600								
620/70R42	0	5" spacers			550, 600								
650/85R38	0	10" spacers			550, 600								
IF650/85R38	0	10" spacers			550, 600								
710/70R42	0	13" spacers	Tires Not Available		550, 600								
IF710/70R42	0	13" spacers			550, 600								
800/70R38	0	5" + 15" spcrs			550, 600								
IF800/70R38	0	5" + 15" spcrs			550, 600								



PURCHASED PROTECTION

Pricing and program details can be found on the Dealer Portal or by contacting the CPP hotline @ 1-866-606-1802. Not all models are eligible for CPP.

AGRICULTURAL EQUIPMENT

U.S. PRICE LIST

SEEDING EQUIPMENT

PL-100 SE REVISION 35

SAP PRICE LIST 018 CD

EFFECTIVE AUGUST 20, 2013

THIS IS A COMPLETE REVISION

This Complete Revision includes new or revised information for Precision Disk Dual Rank Single Disk Drills and Precision Air Systems and replaces all prior price list revisions and price bulletins.

Copyright 2013 By

CNH America LLC



GENERAL INFORMATION

ADVANCE FREIGHT

Advance freight will be added to the machinery invoice as a separate net charge for machinery shipped from field locations or from other than specified Ex Works locations.

PRICES

Prices are Ex Works factory, where the goods are manufactured, except where noted. For detailed information concerning prices, please refer to your OPERATING GUIDE.

CONTENTS OF ORGANIZATION

CNH America LLC issues price lists and revisions covering each Case IH contract. The U.S. Price List is published in U.S. funds and the Canadian Price List is published in Canadian funds. Ensure that you are using the correct price list. U.S. or Canada is referenced at the top of each page and the Canadian price lists have a Maple Leaf on the price list cover page.

Freight, duty and sales taxes are NOT included in any wholegoods or attachment prices shown in the price list. Any appropriate freight, duty, Federal, State, and Provincial taxes will be added to the machinery invoice as separate net charges.

PROCEDURE

The price pages for each machine (or group of machines) lists both "Factory Supplied Options" and "Factory Supplied Accessories."

Each price list is comprised of the various machines sold under that contract. Each price book section has "Factory Supplied Options" and "Factory Supplied Accessories" price pages. When ordering and pricing a machine follow the ordering instructions listed for that machine. Accessories listed following the "Factory Supplied Accessories" heading are available for installation in the field.



GENERAL INFORMATION

DISTRIBUTION OF PRICE LISTS

Price lists and periodic price list revisions will be posted on the Dealer Portal, and distributed electronically when possible.

Printed copies of current price lists, index tabs and binders can be purchased from the Document Management Center (DMC). Orders should be placed only through the DMC web site link located on the Dealer Portal.

Document Management Center (DMC)
2205 Durand Avenue
Racine, WI 53403

DMC customer service:
(for inquiries - not to place orders)
(262)636-7540
Internal E-mail: #NA DMC ORDER CENTER

Complete U.S. Price List is PL-100
Complete Canadian Price List is PLC-100

Periodic price list revisions are usually accompanied by a cover sheet which carries instructions on price page changes and where to insert replacement or new price pages. The revisions are dated and are effective as of that date.



**SEEDING EQUIPMENT
TABLE OF CONTENTS**

PRECISION DISKS

PRECISION DISK 500T - 25 ft.	
Standard Features	1
Price List	4
Factory Supplied Accessories	8
PRECISION DISK 500T - 30 ft.	
Standard Features	9
Price List	12
Factory Supplied Accessories	16
PRECISION DISK 500T - 40 ft.	
Standard Features	17
Price List	21
Factory Supplied Accessories	25
CHARTS FOR PRECISION DISK 500T	
SUGGESTED DEALER SETUP TIMES	26
SUGGESTED DEALER SETUP CHARGES	27
PRECISION DISK 500T PARTS DIVISION SUPPLIED ACCESSORIES.....	28
PRECISION DISK 500 - 30 ft.	
Standard Features	29
Price List	32
Factory Supplied Accessories	36
PRECISION DISK 500 - 40 ft.	
Standard Features	37
Price List	40
Factory Supplied Accessories	44
CHARTS FOR PRECISION DISK 500T (30 and 40 ft.)	
SUGGESTED DEALER SETUP TIMES	45
SUGGESTED DEALER SETUP CHARGES	46
CROSS WIRING HARNESS PACKAGE SELECTIONS	47
PRECISION DISK 500 - 50 ft.	
Standard Features	49
Price List	52
Factory Supplied Accessories	56
PRECISION DISK 500 - 40 ft.	
Standard Features	59
Price List	62
Factory Supplied Accessories	66
CHARTS FOR PRECISION DISK 500T (50 and 60 ft.)	
SUGGESTED DEALER SETUP TIMES	68
SUGGESTED DEALER SETUP CHARGES	69
CROSS WIRING HARNESS PACKAGE SELECTIONS	70



**SEEDING EQUIPMENT
TABLE OF CONTENTS**

PRECISION AIR SYSTEMS

PRECISION AIR 2230 AIR SYSTEM

Standard Features	71
Price List	73
Factory Supplied Accessories	82
Suggested Dealer Setup Charges	89

PRECISION AIR 2280 AND 2330 AIR SYSTEM

Standard Features	91
Price List	94
Factory Supplied Accessories	105
Suggested Dealer Setup Charges	114

PRECISION AIR 3380 AND 3430 AIR SYSTEM

Standard Features	115
Price List	118
Factory Supplied Accessories	129
Suggested Dealer Setup Charges	138

PRECISION AIR 3580 AIR SYSTEM

Standard Features	139
Price List	142
Factory Supplied Accessories	150
Suggested Dealer Setup Charges	157

CHARTS

HITCH CONFIGURATION CHART	158
AIR CART AUGER EXTENDED HOPPER	159
SINGLE / DUAL FAN SELECTION GUIDE	160
FRONT WHEELS AND TIRES CHART	161
REAR WHEELS AND TIRES CHART	163
STANDARD COMPLETION PACKAGES FOR PRECISION AIR 2230, 2280, 3380, 3430 AND 3580.....	165
ROW CROP PACKAGES	171
METER ROLLER SELECTION GUIDE	172
CASAE S279.11 TRANSPORT LIGHTING WITH AIR CART AND SEED TOOL CHART.....	183

**PRECISION DISK 500T - 25 FT.
US PRICE LIST**

**(Ex Works - See Standard Features)
Standard Equipment**

FRAME:

25 ft. (7.6 m) operating width; 4" x 6"
(10 cm x 15 cm) structural steel frame
members with 6" x 10" x 3/8" wall
(15 cm x 25 cm x 9.5 mm wall)
main spars
Three section design, with hydraulic
wing fold
Two rank toolbar, with individual
4" x 4", 3/8" wall (10 cm x 10 cm,
9.5 mm wall) rotating sub-bars.
∇" frame design for optimal
transport height.
Hardened wing pins with replaceable
wear bushings.
High quality powder paint on all
frame members.
Wing float: 15 degrees up, 10
degrees down.
Robust welded frame design, provides
superior durability over bolted designs.

HITCH:

Floating with Cat IV hitch.
Hardened pins with replaceable
wear bushings

ROW UNITS:

Single disk openers, with single
bevel 18" (46 cm) disk.
Parallel link row units for optimum
ground following and seed placement
(patent/pending).
Large range of opener travel from
8.5" up to 11.5" down from level
soil surface.
Three packer wheel down pressure
settings of 59, 71 and 84 lbs at 1.5"
seeding depth.
Depth adjustment, one handed
operation with 14 increments from
0" to 3.5" (0 to 8.9 cm) deep.
(patent/pending)
Integrated trash guard.

ROW UNITS: (cont.)

10" row spacing standard, 7.5" spacing
optional. Split rank is in base on both
7.5" and 10" mounted tank units.
Durable design featuring:
- Cast frame, link and adj. handle.
- Heavy duty rubber smooth faced
concave 4" x 12" (10 cm x 30 cm)
packer wheel
- High strength chrome silicon springs
- Double row bearing with integral
double lip seals and external shield.
- Scraper with integral tungsten
carbide wear components.
- Solid 1.3" (34 mm) spindle
- Earth metal boron steel coulter.
- Heavy duty 1.25" (32 mm) main
pivot pins with oil impregnated
copper iron alloy bushings in all
locations.

DOWN PRESSURE:

Single point hydraulic down pressure
control, with optional in cab
adjustment from 200 to 1400 psi.
Variable pitch down pressure spring
for improved terrain following
(patent/pending).
Double acting down pressure cylinders
with nitro shafting for long life.

MOUNTED TANK:

Integral seed tank and easy access
meter system
Durable rotomolded 70 bu. plastic
tank with sliding access hatch and 4
clean-out ports.
Variable rate seed drive, adjustable
from the cab.
Seeding rate monitoring and blockage.
Manual 2 section seed control (half
width), optional 4-Section GPS-based
overlap control.

**PRECISION DISK 500T - 25 FT.
US PRICE LIST**

**(Ex Works - See Standard Features)
Standard Equipment**

MOUNTED TANK: (cont.)

CHOICE OF ONE (1); Extra Fine, Fine or Course meter roller (see Requirements for operation section on next page for selection criteria) Additional meter roller assemblies available in Factory Supplied Attachments
Standard seed agitation.
Easy access rear frame with handrail opening to allow for easy fill from tender wagon or pickup bed.

FLOTATION PACKAGE:

Base, 12 tires total
- Single 12.5L - 15 D ply rating tires on wings.
- Fixed tandem 12.5L - 15 D ply rating tires on center section.
Option high flotation, 16 tires total
- Single 12.5L - 15 D ply rating tires on wings.
Walking tandem 12.5L - 15 D ply rating tires on center section.

TRANSPORT DIMENSIONS AND**WEIGHT:**

Width - 25 ft. with 7.5 in. spacing
Transport Height - 11 ft. (3.36 m)
Transport Width - 12 ft. 6 in. (3.81 m)
Weight - 18,800 lbs. (8500 kg)

Width - 25 ft. with 10 in. spacing
Transport Height - 11 ft. (3.36 m)
Transport Width - 12 ft. 6 in. (3.81 m)
Weight - 17,000 lbs. (7700 kg)

SPLIT RANK:

Split Rank system is standard to allow seeding with only the front or rear ranks (7.5 in./15 in.) or (10 in./20 in.) with simple hydraulic control and flow divider valves incorporated into the air delivery system

OPTIONAL FEATURES:

In cab downpressure adjustment.
High flotation wheel package.
Weight brackets.
Hydraulic work switch.
4-Section GPS-based overlap control.
Seed meter rain shield kit (order through parts).

Note: Meets the following ASAE safety standards:

S276.7: Slow-Moving Vehicle Identification Emblem.
S279.15: Lighting and Marking of Agricultural Equipment on Highways.
S318.16: Safety for Agriculture Field Equipment
S338.5: Safety Chain for Towed Equipment.
S365.8 Braking Criteria for Agricultural Field Equipment

Requirements for Operation:

Monitor and Control System: Case IH AFS Pro 700 or ISO 11783 compliant monitor/electronics. Cab mounted AFS Pro 700 virtual terminal display provides operator feedback including but not limited to: Low-bin level, Fan Pressure, Ground speed, Rate per acre, Accumulated acres, population graph, individual meter monitor/status, row unit down pressure.
- The Precision Disk 500T is not compatible with the Pro600 display
- The Precision Disk 500T must use v28* CNH display software or newer.

PRECISION DISK 500T - 25 FT.
US PRICE LIST

(Ex Works - See Standard Features)

Standard Equipment

Requirements for Operation: (cont.)

Tractor equipped with ISO 11783 (ISOBUS) compliant Tractor ECU (TECU) [that sends at least one standard ground speed message on the implement CAN bus]. Otherwise, order GPS speed sensor from Factory Supplied Accessories. The drill software requires ground speed information to maintain the correct seeding rate.

3.8 PTO hp minimum per opener, plus as required for additional towed implements (air cart etc.)

30 GPM minimum recommended hydraulic flow for all mounted tank drills.

Maximum allowable hydraulic pressure lower than either 3000 psi or factory settings for individual tractors.

Three hydraulic control valves for wing folding, row unit down pressure and mounted tank operation.

Additional control valves may be required for air cart/additional implement operation.

2400 psi minimum hydraulic pressure.

Do not tow more than two implements behind the tractor while transporting between fields.

Do not tow the implement at speeds over 20mph.

Requirements for Operation: (cont.)

Tractor equipped with 12 volt electrical system with a 7 pin auxiliary electric outlet for warning lights.

Tractor draw bar that can be locked in a stationary position with an intermediate draw bar chain support.

The total towed weight should be less than 1.5 times the maximum operating weight provided by the tractor manufacturer.

The total towed weight should be reduced based on tractor condition and road condition.

Minimum requirements are a starting point only and should be increased based on operating conditions in the field (hills, soil conditions, speed etc), road transport conditions and other implements that are used with the drill.

Product specifications are based on information available at the time of publication. These specifications are subject to change without notice.

Dealer requirements for Unloading:

- roll-on roll-off the trailer

Suggested Crop/Meter Roller Cross Reference

Extra Fine -low rates of sorghum

Fine - higher rates of sorghum, medium rates of wheat and flax

Coarse - soybeans and higher rates of wheat, rice, barley and oats.

EX WORKS:

Wholegoods

(Ex Works Saskatoon, SK)

Factory Supplied Attachments

(Ex Works Saskatoon, SK)

**PRECISION DISK 500T - 25 FT.
US PRICE LIST**

(Ex Works - See Standard Features)

Models

COMMERCIAL MODEL	MODEL	WORKING WIDTH	SPACING	Weight	List Price
PREC DISK 500T	PD-500T	25 ft.	10 in.	30,000 LB	\$109,585.00
PREC DISK 500T	PD-500T	25 ft.	7.5 in.	30,000 LB	\$122,961.00

Factory Supplied Options

Order Code	Description	Weight	List Price
SEED METERING			
SD_P6604 MOUNTED TANK			
2 Section Metering			
451131	10 in. spacing w/2 Sect Mtr with 2 section metering		No Charge
451129	7.5 in. spacing w/2 Sect Mtr with 2 section metering		No Charge
4-Sec GPS-Based Overlap Contrl			
451132	10 in. spacing w/4S GPS Mtr Note: Requires AFS Activation Fee \$800 USD, Order thru Parts: 47441493 – Software, ISO Task Controller UNLOCK NAR In order to use the 4 Section GPS-based overlap control, three things are needed external to the disk drill: - GPS receiver must be installed on the tractor - The in-cab display must be loaded with the precision farming software (PF DLL and ASApplied DLL) as well as the TaskController software (TaskController DLL) - USB flashdrive (84398840) installed		\$2,149.00
451130	7.5 in. spacing w/4S GPS Mtr Note: Requires AFS Activation Fee \$800 USD, Order thru Parts: 47441493 – Software, ISO Task Controller UNLOCK NAR In order to use the 4 Section GPS-based overlap control, three things are needed external to the disk drill: - GPS receiver must be installed on the tractor - The in-cab display must be loaded with the precision farming software (PF DLL and ASApplied DLL) as well as the TaskController software (TaskController DLL) - USB flashdrive (84398840) installed		\$2,149.00

**PRECISION DISK 500T - 25 FT.
US PRICE LIST**

(Ex Works - See Standard Features)

TRANSPORT WHEELS

SD_16066 WHEELS AND TIRES

	451133	Standard flotation 12.5L x 15 all locations. Dual wheels on fixed axle for mainframe. Single wheels on front and rear of each wing. Qty 12 total.		No Charge
	451177	High Flotation for - 25 ft. Stubble resistant tires all locations. 12.5 x 15 dual wheels on walking tandems for mainframe. Single wheels front & rear wing. Qty 12 total.		\$3,683.00

ROW UNIT DOWNPRESSURE CONTROL

SD_20112 HYDRAULIC SYSTEM

	451165	Manual downpressure adjust		No Charge
	451166	In-cab downpressure adjust		\$1,211.00

WORK SWITCH

SD_50127 WORK SWITCH

	X50127X	No work switch Note: Operator must manually turn on/off meters		No Charge
	451164	Hydraulic work switch Recommended. Automatically switches meters on/off		\$255.00

WEIGHT KIT

SD_40013 WEIGHT BRACKET OR FRAME

	X40013X	No weight bracket or frame		No Charge
	723473	Weight brackets Wing section two brackets Note: Order weights through Parts (#86988727) Maximum allowed 1200 lbs. Total; 600 lbs. on each wing		\$1,066.00

MONITOR

SD_25003 CAB DISPLAY MONITOR

	X25003X	No Display monitor		No Charge
--	---------	--------------------	--	-----------

**PRECISION DISK 500T - 25 FT.
US PRICE LIST**

(Ex Works - See Standard Features)

	451102	AFS Pro 700 Display This package is for tractors that are not equipped with an ISO11783 display. Package includes AFS 700 Display and mounting hardware. If the tractor is not equipped with ISO11783 tractor harness, it must be ordered from Factory Supplied Accessories.		\$5,083.00
--	--------	--	--	------------

METER ROLLER 1

SD_P8401 METER ROLLERS 1

Select 1 (one is std. equip.)

	789472	Extra Fine - 1 Order additional meter roll assemblies in Factory Supplied Accessories		No Charge
	789473	Fine - 1 Order additional meter roll assemblies in Factory Supplied Accessories		No Charge
	789474	Coarse - 1 Order additional meter roll assemblies in Factory Supplied Accessories		No Charge

STATIONARY CALIBRATION PACKAGE

SD_P6605 STANDING CALIBRATION

	XP6605X	No Standing calibration		No Charge
	451206	70BU 2Sec standing calibration Stationary Calibration package includes switch and shielding needed for performing calibration without operating the unit in the field. For 2-section overlap control Precision Disk 500T, 25 and 30 ft. machines.		\$1,590.00
	451207	70BU 4Sec standing calibration Stationary Calibration package includes switch and shielding needed for performing calibration without operating the unit in the field. For 4-section overlap control Precision Disk 500T, 25 and 30 ft. machines.		\$1,645.00

SETUP OPTIONS

SD_50097 SETUP

	789096	No setup		No Charge
--	--------	----------	--	-----------

**PRECISION DISK 500T - 25 FT.
US PRICE LIST**

(Ex Works - See Standard Features)

Set-Up Charges Added to Inv.			
	789093	Setup at Harve, MT Depot Havre, MT - enter 112427 in the Ship To location on order. To calculate the actual Setup Charges that will appear on your invoice refer to the "Dealer Setup Charges" chart.	No Charge
	789095	Setup at Minot, ND Depot Minot, ND - enter 112425 in the Ship To location on order. To calculate the actual Setup Charges that will appear on your invoice refer to the "Dealer Setup Charges" chart.	No Charge
	789098	Setup Saskatoon SK To calculate the actual Setup Charges that will appear on your invoice refer to the "Dealer Setup Charges" chart.	No Charge
	451093	Setup Coaldale AB Coaldale, AB - enter 125403 in the Ship To location on order. To calculate the actual Setup Charges that will appear on your invoice refer to the "Dealer Setup Charges" chart.	No Charge
	451210	Setup Sexsmith AB Sexsmith, AB - enter 132635 in the Ship To location on order. To calculate the actual Setup Charges that will appear on your invoice refer to the "Dealer Setup Charges" chart.	No Charge
	789092	Setup Linden AB Linden, AB - enter 112445 in the Ship To location on order. To calculate the actual Setup Charges that will appear on your invoice refer to the "Dealer Setup Charges" chart.	No Charge
	789094	Setup Mundare AB Mundare, AB - enter 112447 in the Ship To location on order. To calculate the actual Setup Charges that will appear on your invoice refer to the "Dealer Setup Charges" chart.	No Charge
	424371	Setup at Winkler, MB Depot Winkler, MB - enter 116470 in the Ship To location on order. To calculate the actual Setup Charges that will appear on your invoice refer to the "Dealer Setup Charges" chart.	No Charge

OPERATOR'S MANUAL

SD_47044 MARKET / MANUALS

	789469	North American English	No Charge
	789470	North American French	No Charge

**PRECISION DISK 500T - 25 FT.
US PRICE LIST**

**(Ex Works - See Standard Features)
Factory Supplied Attachments**

Order Code	Description	Weight	List Price
Monitors			
84472476	Display, large touch screen	5 LB	\$5,182.00
GPS Sensor			
47418917	GPS Speed Sensor Recommended -- Order if tractor is not equipped with ISO11783 (ISOBUS) Compliant Tractor ECU (TECU) [That sends at least one standard ground speed message on the implement CAN BUS]. The drill software requires ground speed information to maintain the correct seeding rate.	2 LB	\$891.00
Stationary Calibration Pkgs			
47480565	70BU 4-Section Standing Calibration Kit Stationary Calibration package includes switch and shielding needed for performing calibration without operating the unit in the field. For 4-section overlap control Precision Disk 500T, 25 and 30 ft. machines.	180 LB	\$1,795.00
47476823	70BU 2-Section Standing Calibration Kit Stationary Calibration package includes switch and shielding needed for performing calibration without operating the unit in the field. For 2-section overlap control Precision Disk 500T, 25 and 30 ft. machines.	200 LB	\$1,740.00
Meter Roller-25 Ft Drill, 10"			
47418920	25 ft. 10 in. 2 Sect XFine Roller	22 LB	\$3,389.00
47418921	25 ft. 10 in. 4 Sect XFine Roller	29 LB	\$3,927.00
47418932	25 ft. 10 in. 2 Sect Fine Roller	22 LB	\$3,389.00
47418933	25 ft. 10 in. 4 Sect Fine Roller	29 LB	\$3,927.00
47418936	25 ft. 10 in. 2 Sect Coarse Roller	22 LB	\$3,389.00
47418937	25 ft. 10 in. 4 Sect Coarse Roller	29 LB	\$3,927.00
Meter Roller-25 Ft Drill, 7.5"			
47418918	25 ft. 7.5 in. 2 Sect XFine Roller	24 LB	\$3,389.00
47418919	25 ft. 7.5 in. 4 Sect XFine Roller	29 LB	\$3,927.00
47418922	25 ft. 7.5 in. 2 Sect Fine Roller	24 LB	\$3,389.00
47418923	25 ft. 7.5 in. 4 Sect Fine Roller	29 LB	\$3,927.00
47418934	25 ft. 7.5 in. 2 Sect Coarse Roller	24 LB	\$3,389.00
47418935	25 ft. 7.5 in. 4 Sect Coarse Roller	29 LB	\$3,927.00
Weight Brackets			
47418905	Weight Brackets for Mounted Tank Drills Note: Order weights through Parts (#86988727) Maximum allowed 1200 lbs. total; 600 lbs. max on each wing.	196 LB	\$1,168.00

**PRECISION DISK 500T - 30 FT.
US PRICE LIST**

**(Ex Works - See Standard Features)
Standard Equipment**

FRAME:

30 ft. (9.1 m) operating width;
4" x 6" (10cm x 15cm) structural steel frame members with 6" x 10" x 3/8" wall (15 cm x 25 cm x 9.5 mm wall) main spars.
Three section design, with hydraulic wing fold
Two rank toolbar, with individual 4" x 4", 3/8" wall (10 cm x 10 cm, 9.5 mm wall) rotating sub-bars.
∇" frame design for optimal transport height
Hardened wing pins with replaceable wear bushings.
High quality powder paint on all frame members.
Wing float: 15 degrees up, 10 degrees down.
Robust welded frame design, provides superior durability over bolted designs.

HITCH:

Floating with Cat IV hitch.
Hardened pins with replaceable wear bushings

ROW UNITS:

Single disk openers, with single bevel 18" (46 cm) disk.
Parallel link row units for optimum ground following and seed placement (patent/pending).
Large range of opener travel from 8.5" up to 11.5" down from level soil surface.
Three packer wheel down pressure settings of 59, 71 and 84 lbs at 1.5" seeding depth.
Depth adjustment, one handed operation with 14 increments from 0" to 3.5" (0 to 8.9 cm) deep. (patent/pending)
Integrated trash guard.

ROW UNITS: (cont.)

10" row spacing standard, 7.5" spacing optional.
Split rank is in base on both 7.5" and 10" mounted tank units.
Durable design featuring:
- Cast frame, link and adjustment handle.
- Heavy duty rubber smooth faced concave 4" x 12" (10 cm x 30 cm) packer wheel
- High strength chrome silicon springs
- Double row bearing with integral double lip seals and external shield.
- Scraper with integral tungsten carbide wear components.
- Solid 1.3" (34 mm) spindle
- Earth metal boron steel coulter.
- Heavy duty 1.25" (32 mm) main pivot pins with oil impregnated copper iron alloy bushings in all locations.

DOWN PRESSURE:

Single point hydraulic down pressure control, with optional in cab adjustment from 200 to 1400 psi.
Variable pitch down pressure spring for improved terrain following (patent/pending).
Double acting down pressure cylinders with nitro shafting for long life.

**PRECISION DISK 500T - 30 FT.
US PRICE LIST**

**(Ex Works - See Standard Features)
Standard Equipment**

MOUNTED TANK:

Integral seed tank and easy access meter system
Durable rotomolded 70 bu. plastic tank with sliding access hatch and 4 clean-out ports.
Variable rate seed drive, adjustable from the cab.
Seeding rate monitoring and blockage.
Manual 2 section seed control (half width), optional 4-Section GPS-based overlap control.
CHOICE OF ONE (1); Extra Fine, Fine or Course meter roller (see Requirements for operation section on next page for selection criteria)
Additional meter roller assemblies available in Factory Supplied Attachments
Standard seed agitation.
Easy access rear frame with handrail opening to allow for easy fill from tender wagon or pickup bed.

FLOTATION PACKAGES:

Base, 12 tires total
- Single 12.5L - 15 D ply rating tires on wings.
- Fixed tandem 12.5L - 15 D ply rating tires on front center section.
- Fixed tandem 18L - 16.1 E ply rating tires on rear center section.
Optional high flotation, 16 tires total
- Walking tandem 12.5L - 15 D ply rating tires on wings.
- Walking tandem 12.5L - 15 D ply rating tires on front center section.
- Walking tandem 18L - 16.1 E ply rating tires on rear center section.

TRANSPORT DIMENSIONS AND**WEIGHT:**

Width - 30 ft. with 7.5 in. spacing
Transport Height - 13 ft. 1 in. (3.99 m)
Transport Width - 12 ft. (3.36 m)
Weight - 21,200 lbs. (9600 kg)

Width - 30 ft. with 10 in. spacing
Transport Height - 13 ft. 1 in. (3.99 m)
Transport Width - 12 ft. (3.36 m)
Weight - 19,200 lbs. (8700 kg)

SPLIT RANK:

Split Rank system is standard to allow seeding with only the front or rear ranks (7.5 in./15 in.) or (10 in./20 in.) with simple hydraulic control and flow divider valves incorporated into the air delivery system.

OPTIONAL FEATURES:

In cab downpressure adjustment.
High flotation wheel package.
Weight brackets.
Hydraulic work switch.
4-Section GPS-based overlap control.
Seed meter rain shield kit (order through Parts).

Note: Meets the following ASAE safety standards:

S276.7: Slow-Moving Vehicle Identification Emblem.
S279.15: Lighting and Marking of Agricultural Equipment on Highways.
S318.16: Safety for Agriculture Field Equipment
S338.5: Safety Chain for Towed Equipment.
S365.8 Braking Criteria for Agricultural Field Equipment

PRECISION DISK 500T - 30 FT.
US PRICE LIST

(Ex Works - See Standard Features)
Standard Equipment

Requirements for Operation:

- Monitor and Control System: Case IH AFS Pro 700 or ISO 11783 compliant monitor/electronics. Cab mounted AFS Pro 700 virtual terminal display provides operator feedback including but not limited to: Low-bin level, Fan Pressure, Ground speed, Rate per acre, Accumulated acres, population graph, individual meter monitor/status, row unit down pressure.
- The Precision Disk 500T is not compatible with the Pro600 display
 - The Precision Disk 500T must use v28* CNH display software or newer.

Tractor equipped with ISO 11783 (ISOBUS) compliant Tractor ECU (TECU) [that sends at least one standard ground speed message on the implement CAN bus]. Otherwise, order GPS speed sensor from Factory Supplied Accessories. The drill software requires ground speed information to maintain the correct seeding rate.

3.8 PTO hp minimum per opener, plus as required for additional towed implements (air cart etc.)

30 GPM minimum recommended hydraulic flow for all mtd. tank drills.

Maximum allowable hydraulic pressure lower than either 3000 psi or factory settings for individual tractors.

Three hydraulic control valves for wing folding, row unit down pressure and mounted tank operation. Additional control valves may be required for air cart/additional implement operation.

2400 minimum hydraulic pressure.

Do not tow more than two implements behind the tractor while transporting between fields.

Do not tow the implement at speeds over 20mph.

Requirements for Operation: (cont.)

- Tractor equipped with 12 volt electrical system with a 7 pin auxiliary electric outlet for warning lights.
- Tractor draw bar that can be locked in a stationary position with an intermediate draw bar chain support. The total towed weight should be less than 1.5 times the maximum operating weight provided by the tractor manufacturer.
- The total towed weight should be reduced based on tractor condition and road condition.

Minimum requirements are a starting point only and should be increased based on operating conditions in the field (hills, soil conditions, speed etc), road transport conditions and other implements that are used with the drill.

Product specifications are based on information available at the time of publication. These specifications are subject to change without notice.

Dealer requirements for Unloading:
-roll-on roll-off the trailer.

Suggested Crop/Meter Roller Cross Reference

- Extra Fine - low rates of sorghum
- Fine - higher rates of sorghum, medium rates of wheat and flax
- Coarse - soybeans and higher rates of wheat, rice, barley, and oats

EX WORKS:
Wholegoods
(Ex Works Saskatoon, SK)
Factory Supplied Attachments
(Ex Works Saskatoon, SK)



**PRECISION DISK 500T - 30 FT.
US PRICE LIST**

(Ex Works - See Standard Features)

Models

COMMERCIAL MODEL	MODEL	WORKING WIDTH	SPACING	Weight	List Price
PREC DISK 500T	PD-500T	30 ft.	10 in.	30,000 LB	\$125,418.00
PREC DISK 500T	PD-500T	30 ft.	7.5 in.	30,000 LB	\$140,799.00

Factory Supplied Options

Order Code	Description	Weight	List Price
SEED METERING			
SD_P6604 MOUNTED TANK			
2 Section Metering			
451131	10 in. spacing w/2 Sect Mtr with 2 section metering		No Charge
451129	7.5 in. spacing w/2 Sect Mtr with 2 section metering		No Charge
4-Sec GPS-Based Overlap Contrl			
451132	10 in. spacing w/4S GPS Mtr Note: Requires AFS Activation Fee \$800 USD, Order thru Parts: 47441493 – Software, ISO Task Controller UNLOCK NAR In order to use the 4 Section GPS-based overlap control, three things are needed external to the disk drill: - GPS receiver must be installed on the tractor - The in-cab display must be loaded with the precision farming software (PF DLL and ASApplied DLL) as well as the TaskController software (TaskController DLL) - USB flashdrive (84398840) installed		\$2,149.00
451130	7.5 in. spacing w/4S GPS Mtr Note: Requires AFS Activation Fee \$800 USD, Order thru Parts: 47441493 – Software, ISO Task Controller UNLOCK NAR In order to use the 4 Section GPS-based overlap control, three things are needed external to the disk drill: - GPS receiver must be installed on the tractor - The in-cab display must be loaded with the precision farming software (PF DLL and ASApplied DLL) as well as the TaskController software (TaskController DLL) - USB flashdrive (84398840) installed		\$2,149.00

**PRECISION DISK 500T - 30 FT.
US PRICE LIST**

(Ex Works - See Standard Features)

TRANSPORT WHEELS

SD 16066 WHEELS AND TIRES

	451134	Duals center, single wings Stubble resistant tires all locations. 18L x 16.1 dual wheels on fixed axles for rear of mainframe. 12.5L x 15 dual wheels on fixed axles for front of mainframe. Single 12.5L x 15 on front and rear of each wing. Qty 12 total.		No Charge
	451178	High Flotation for 30-40 ft. Stubble resistant tires all locations. 18L x 16.1 dual wheels on walking tandems for rear of mainframe. 12.5 x 15 dual wheels on walking tandems for front of mainframe, front and rear of each wing. Qty 16 total.		\$4,321.00

ROW UNIT DOWNPRESSURE CONTROL

SD 20112 HYDRAULIC SYSTEM

	451165	Manual downpressure adjust		No Charge
	451166	In-cab downpressure adjust		\$1,211.00

WORK SWITCH

SD 50127 WORK SWITCH

	X50127X	No work switch Note: Operator must manually turn on/off meters		No Charge
	451164	Hydraulic work switch Recommended. Automatically switches meters on/off		\$255.00

WEIGHT KIT

SD 40013 WEIGHT BRACKET OR FRAME

	X40013X	No weight bracket or frame		No Charge
	723473	Weight brackets Wing section two brackets Note: Order weights through Parts (#86988727) Maximum allowed 1200 lbs. Total; 600 lbs. on each wing		\$1,066.00

**PRECISION DISK 500T - 30 FT.
US PRICE LIST**

(Ex Works - See Standard Features)

MONITOR

SD_25003 CAB DISPLAY MONITOR

	X25003X	No Display monitor		No Charge
	451102	AFS Pro 700 Display This package is for tractors that are not equipped with an ISO11783 display. Package includes AFS 700 Display and mounting hardware. If the tractor is not equipped with ISO11783 tractor harness, it must be ordered from Factory Supplied Accessories.		\$5,083.00

METER ROLLER 1

SD_P8401 METER ROLLERS 1

Select 1 (one is std. equip.)

	789472	Extra Fine - 1 Order additional meter roll assemblies in Factory Supplied Accessories		No Charge
	789473	Fine - 1 Order additional meter roll assemblies in Factory Supplied Accessories		No Charge
	789474	Coarse - 1 Order additional meter roll assemblies in Factory Supplied Accessories		No Charge

STATIONARY CALIBRATION PACKAGE

SD_P6605 STANDING CALIBRATION

	XP6605X	No Standing calibration		No Charge
	451206	70BU 2Sec standing calibration Stationary Calibration package includes switch and shielding needed for performing calibration without operating the unit in the field. For 2-section overlap control Precision Disk 500T, 25 and 30 ft. machines.		\$1,590.00
	451207	70BU 4Sec standing calibration Stationary Calibration package includes switch and shielding needed for performing calibration without operating the unit in the field. For 4-section overlap control Precision Disk 500T, 25 and 30 ft. machines.		\$1,645.00

**PRECISION DISK 500T - 30 FT.
US PRICE LIST**

(Ex Works - See Standard Features)

SETUP OPTIONS

SD 50097 SETUP

	789096	No setup		No Charge
Set-Up Charges Added to Inv.				
	789093	Setup at Harve, MT Depot Havre, MT - enter 112427 in the Ship To location on order. To calculate the actual Setup Charges that will appear on your invoice refer to the "Dealer Setup Charges" chart.		No Charge
	789095	Setup at Minot, ND Depot Minot, ND - enter 112425 in the Ship To location on order. To calculate the actual Setup Charges that will appear on your invoice refer to the "Dealer Setup Charges" chart.		No Charge
	789098	Setup Saskatoon SK To calculate the actual Setup Charges that will appear on your invoice refer to the "Dealer Setup Charges" chart.		No Charge
	451093	Setup Coaldale AB Coaldale, AB - enter 125403 in the Ship To location on order. To calculate the actual Setup Charges that will appear on your invoice refer to the "Dealer Setup Charges" chart.		No Charge
	451210	Setup Sexsmith AB Sexsmith, AB - enter 132635 in the Ship To location on order. To calculate the actual Setup Charges that will appear on your invoice refer to the "Dealer Setup Charges" chart.		No Charge
	789092	Setup Linden AB Linden, AB - enter 112445 in the Ship To location on order. To calculate the actual Setup Charges that will appear on your invoice refer to the "Dealer Setup Charges" chart.		No Charge
	789094	Setup Mundare AB Mundare, AB - enter 112447 in the Ship To location on order. To calculate the actual Setup Charges that will appear on your invoice refer to the "Dealer Setup Charges" chart.		No Charge
	424371	Setup at Winkler, MB Depot Winkler, MB - enter 116470 in the Ship To location on order. To calculate the actual Setup Charges that will appear on your invoice refer to the "Dealer Setup Charges" chart.		No Charge

OPERATOR'S MANUAL

SD 47044 MARKET / MANUALS

	789469	North American English		No Charge
	789470	North American French		No Charge

**PRECISION DISK 500T - 30 FT.
US PRICE LIST**

**(Ex Works - See Standard Features)
Factory Supplied Attachments**

Order Code	Description	Weight	List Price
Monitors			
84472476	Display, large touch screen	5 LB	\$5,182.00
GPS Sensor			
47418917	GPS Speed Sensor Recommended -- Order if tractor is not equipped with ISO11783 (ISOBUS) Compliant Tractor ECU (TECU) [That sends at least one standard ground speed message on the implement CAN BUS]. The drill software requires ground speed information to maintain the correct seeding rate.	2 LB	\$891.00
Meter Roller-30 Ft Drill, 10"			
47418940	30 ft. 10 in. 2 Sect XFine Roller	24 LB	\$3,389.00
47418941	30 ft. 10 in. 4 Sect XFine Roller	29 LB	\$3,927.00
47418944	30 ft. 10 in. 2 Sect Fine Roller	24 LB	\$3,389.00
47418945	30 ft. 10 in. 4 Sect Fine Roller	29 LB	\$3,927.00
47418948	30 ft. 10 in. 2 Sect Coarse Roller	24 LB	\$3,389.00
47419523	30 ft. 10 in. 4 Sect Coarse Roller	29 LB	\$3,927.00
Meter Roller-30 Ft Drill, 7.5"			
47418938	30 ft. 7.5 in. 2 Sect XFine Roller	26 LB	\$3,389.00
47418939	30 ft. 7.5 in. 4 Sect XFine Roller	29 LB	\$3,927.00
47418942	30 ft. 7.5 in. 2 Sect Fine Roller	26 LB	\$3,389.00
47418943	30 ft. 7.5 in. 4 Sect Fine Roller	29 LB	\$3,927.00
47418946	30 ft. 7.5 in. 2 Sect Coarse Roller	26 LB	\$3,389.00
47418947	30 ft. 7.5 in. 4 Sect Coarse Roller	29 LB	\$3,927.00
Stationary Calibration Pkgs			
47480565	70BU 4-Section Standing Calibration Kit Stationary Calibration package includes switch and shielding needed for performing calibration without operating the unit in the field. For 4-section overlap control Precision Disk 500T, 25 and 30 ft. machines.	180 LB	\$1,795.00
47476823	70BU 2-Section Standing Calibration Kit Stationary Calibration package includes switch and shielding needed for performing calibration without operating the unit in the field. For 2-section overlap control Precision Disk 500T, 25 and 30 ft. machines.	200 LB	\$1,740.00
Weight Brackets			
47418905	Weight Brackets for Mounted Tank Drills Note: Order weights through Parts (#86988727) Maximum allowed 1200 lbs. total; 600 lbs. max on each wing.	196 LB	\$1,168.00

PRECISION DISK 500T - 40 FT.
US PRICE LIST

(Ex Works - See Standard Features)
Standard Equipment

FRAME:

40 ft. (12.2 m) operating width;
4" x 6" (10 cm x 15 cm) structural
steel frame members with 6" x 10" x
3/8" wall (15 cm x 25 cm x 9.5 mm
wall) main spars.
Three section design, with hydraulic
wing fold.
Two rank toolbar, with individual
4" x 4", 3/8" wall (10 cm x 10 cm,
9.5 mm wall) rotating sub-bars.
∇" frame design for optimal transport
height
Hardened wing pins with replaceable
wear bushings.
High quality powder paint on all frame
members.
Wing float: 15 degrees up, 10 degrees
down.
Robust welded frame design, provides
superior durability over bolted designs.

HITCH:

Floating with Cat IV hitch.
Hardened pins with replaceable wear
bushings

ROW UNITS:

Single disk openers, with single bevel
18" (46 cm) disk.
Parallel link row units for optimum
ground following and seed placement
(patent/pending).
Large range of opener travel from
8.5" up to 11.5" down from level soil
surface.
Three packer wheel down pressure
settings of 59, 71, and 84 lbs at 1.5"
seeding depth.
Depth adjustment, one handed
operation with 14 increments from
0" to 3.5" (0 to 8.9 cm) deep
(patent/pending).
Integrated trash guard.

ROW UNITS: (cont.)

10" row spacing standard, 7.5" spacing
optional. Split rank is in base on both
7.5" and 10" mounted tank units.

Durable design featuring:

- Cast frame, link and adjustment
handle.
- Heavy duty rubber smooth
faced concave 4" x 12"
(10cm x 30cm) packer wheel
- High strength chrome silicon
springs
- Double row bearing with
integral double lip seals and external
shield.
- Scraper with integral tungsten
carbide wear components.
- Solid 1.3" (34 mm) spindle
- Earth metal boron steel coulter.
- Heavy duty 1.25" (32 mm) main
pivot pins with oil impregnated
copper iron alloy bushings in all
locations.

DOWN PRESSURE:

Single point hydraulic down pressure
control, with optional in cab
adjustment from 200 to 1400 psi.
Variable pitch down pressure spring for
improved terrain following
(patent/pending).
Double acting down pressure cylinders
with nitro shafting for long life.

**PRECISION DISK 500T - 40 FT.
US PRICE LIST**

**(Ex Works - See Standard Features)
Standard Equipment**

MOUNTED TANK:

Integral seed tank and easy access meter system.
Durable rotomolded 100 bu. plastic tank with sliding access hatch and 4 clean-out ports.
Variable rate seed drive, adjustable from the cab.
Seeding rate monitoring and blockage.
Manual 2 section seed control (half width), optional 4-Section GPS-based overlap control.
CHOICE OF ONE (1); Extra Fine, Fine or Course meter roller (see Requirements for operation section on next page for selection criteria)
Additional meter roller assemblies available in Factory Supplied Attachments
Standard seed agitation.
Easy access rear frame with handrail opening to allow for easy fill from tender wagon or pickup bed.

FLOTATION PACKAGES:

Base, 12 tires total
- Single 12.5L - 15 D ply rating tires on wings.
- Fixed tandem 12.5L - 15 D ply rating tires on front center section.
- Fixed tandem 18L - 16.1 E ply rating tires on rear center section.
Optional high flotation, 16 tires total
- Walking tandem 12.5L - 15 D ply rating tires on wings.
- Walking tandem 12.5L - 15 D ply rating tires on front center section.
- Walking tandem 18L - 16.1 E ply rating tires on rear center section.

TRANSPORT DIMENSIONS AND**WEIGHT:**

Width - 40 ft. with 7.5 in. spacing
Transport Height - 13 ft. 8 in. (4.17 m)
Transport Width - 18 ft. 8 in. (5.69m)
Weight - 26,400 lbs. (12000 kg)

Width - 40 ft. with 10 in. spacing
Transport Height - 13 ft. 8 in. (4.17 m)
Transport Width - 18 ft. 8 in. (5.69 m)
Weight - 23,800 lbs. (10800 kg)

SPLIT RANK:

Split Rank system is standard to allow seeding with only the front or rear ranks (7.5 in./15 in.) or (10 in./20 in.) with simple hydraulic control and flow divider valves incorporated into the air delivery system.

OPTIONAL FEATURES:

In cab downpressure adjustment.
High flotation wheel package.
Weight brackets.
Hydraulic work switch.
4-Section GPS-based overlap control.
Seed meter rain shield (order through Parts).

Note: Meets the following ASAE safety standards:

S276.7: Slow-Moving Vehicle Identification Emblem.
S279.15: Lighting and Marking of Agricultural Equipment on Highways.
S318.16: Safety for Agriculture Field Equipment
S338.5: Safety Chain for Towed Equipment.
S365.8 Braking Criteria for Agricultural Field Equipment.

PRECISION DISK 500T - 40 FT.
US PRICE LIST

(Ex Works - See Standard Features)

Standard Equipment

Requirements for Operation:

Monitor and Control System: Case IH AFS Pro 700 or ISO 11783 compliant monitor/electronics. Cab mounted AFS Pro 700 virtual terminal display provides operator feedback including but not limited to: Low-bin level, Fan Pressure, Ground speed, Rate per acre, Accumulated acres, population graph, individual meter monitor/status, row unit down pressure.

- The Precision Disk 500T is not compatible with the Pro600 display
- The Precision Disk 500T must use v28* CNH display software or newer.

Tractor equipped with ISO 11783 (ISOBUS) compliant Tractor ECU (TECU) [that sends at least one standard ground speed message on the implement CAN bus]. Otherwise, order GPS speed sensor from Factory Supplied Accessories. The drill software requires ground speed information to maintain the correct seeding rate.

3.8 PTO hp minimum per opener, plus as required for additional towed implements (air cart, etc.)

30 PM minimum recommended hydraulic flow for all mounted tank drills.

Maximum allowable hydraulic pressure lower than either 3000 psi or factory settings for individual tractors.

Three hydraulic control valves for wing folding, row unit down pressure and mounted tank operation. Additional control valves may be required for air cart/additional implement operation. 2400 psi minimum hydraulic pressure.

Do not tow more than two implements behind the tractor while transporting between fields.

Do not tow the implement at speeds over 20mph.

Requirements for Operation: (cont.)

Tractor equipped with 12 volt electrical system with a 7 pin auxiliary electric outlet for warning lights.

Tractor draw bar that can be locked in a stationary position with an intermediate draw bar chain support. The total towed weight should be less than 1.5 times the maximum operating weight provided by the tractor manufacturer.

The total towed weight should be reduced based on tractor condition and road condition.

Minimum requirements are a starting point only and should be increased based on operating conditions in the field (hills, soil conditions, speed, etc), road transport conditions and other implements that are used with the drill.

Product specifications are based on information available at the time of publication. These specifications are subject to change without notice.

Dealer requirements for Unloading:

40' needs Crane with suitable lift capacity to hoist drill off trailer or a sunken dock that will surround 3 sides of the trailer and allow you to tow drill off after hitch and wheel spars are attached.

Suggested Crop/Meter Roller Cross Reference

Extra Fine - low rates of sorghum
Fine - higher rates of sorghum, medium rates of wheat and flax
Coarse - soybeans and higher rates of wheat, rice, barley and oats.

PRECISION DISK 500T - 40 FT.
US PRICE LIST

(Ex Works - See Standard Features)

Standard Equipment

EX WORKS:

Wholegoods

(Ex Works Saskatoon, SK)

Factory Supplied Attachments

(Ex Works Saskatoon, SK)

**PRECISION DISK 500T - 40 FT.
US PRICE LIST**

(Ex Works - See Standard Features)

Models

COMMERCIAL MODEL	MODEL	WORKING WIDTH	SPACING	Weight	List Price
PREC DISK 500T	PD-500T	40 ft.	10 in.	30,000 LB	\$158,577.00
PREC DISK 500T	PD-500T	40 ft.	7.5 in.	30,000 LB	\$179,288.00

Factory Supplied Options

Order Code	Description	Weight	List Price
SEED METERING			
SD_P6604 MOUNTED TANK			
2 Section Metering			
451131	10 in. spacing w/2 Sect Mtr with 2 section metering		No Charge
451129	7.5 in. spacing w/2 Sect Mtr with 2 section metering		No Charge
4-Sec GPS-Based Overlap Contrl			
451132	10 in. spacing w/4S GPS Mtr Note: Requires AFS Activation Fee \$800 USD, Order thru Parts: 47441493 – Software, ISO Task Controller UNLOCK NAR In order to use the 4 Section GPS-based overlap control, three things are needed external to the disk drill: - GPS receiver must be installed on the tractor - The in-cab display must be loaded with the precision farming software (PF DLL and ASApplied DLL) as well as the TaskController software (TaskController DLL) - USB flashdrive (84398840) installed		\$2,149.00
451130	7.5 in. spacing w/4S GPS Mtr Note: Requires AFS Activation Fee \$800 USD, Order thru Parts: 47441493 – Software, ISO Task Controller UNLOCK NAR In order to use the 4 Section GPS-based overlap control, three things are needed external to the disk drill: - GPS receiver must be installed on the tractor - The in-cab display must be loaded with the precision farming software (PF DLL and ASApplied DLL) as well as the TaskController software (TaskController DLL) - USB flashdrive (84398840) installed		\$2,149.00

**PRECISION DISK 500T - 40 FT.
US PRICE LIST**

(Ex Works - See Standard Features)

TRANSPORT WHEELS

SD 16066 WHEELS AND TIRES

	451134	Duals center, single wings Stubble resistant tires all locations. 18L x 16.1 dual wheels on fixed axles for rear of mainframe. 12.5L x 15 dual wheels on fixed axles for front of mainframe. Single 12.5L x 15 on front and rear of each wing. Qty 12 total.		No Charge
	451178	High Flotation for 30-40 ft. Stubble resistant tires all locations. 18L x 16.1 dual wheels on walking tandems for rear of mainframe. 12.5 x 15 dual wheels on walking tandems for front of mainframe, front and rear of each wing. Qty 16 total.		\$4,321.00

ROW UNIT DOWNPRESSURE CONTROL

SD 20112 HYDRAULIC SYSTEM

	451165	Manual downpressure adjust		No Charge
	451166	In-cab downpressure adjust		\$1,211.00

WORK SWITCH

SD 50127 WORK SWITCH

	X50127X	No work switch Note: Operator must manually turn on/off meters		No Charge
	451164	Hydraulic work switch Recommended. Automatically switches meters on/off		\$255.00

WEIGHT KIT

SD 40013 WEIGHT BRACKET OR FRAME

	X40013X	No weight bracket or frame		No Charge
	723473	Weight brackets Wing section two brackets Note: Order weights through Parts (#86988727) Maximum allowed 1200 lbs. Total; 600 lbs. on each wing		\$1,066.00

**PRECISION DISK 500T - 40 FT.
US PRICE LIST**

(Ex Works - See Standard Features)

MONITOR

SD_25003 CAB DISPLAY MONITOR

	X25003X	No Display monitor		No Charge
	451102	AFS Pro 700 Display This package is for tractors that are not equipped with an ISO11783 display. Package includes AFS 700 Display and mounting hardware. If the tractor is not equipped with ISO11783 tractor harness, it must be ordered from Factory Supplied Accessories.		\$5,083.00

METER ROLLER 1

SD_P8401 METER ROLLERS 1

Select 1 (one is std. equip.)				
	789472	Extra Fine - 1 Order additional meter roll assemblies in Factory Supplied Accessories		No Charge
	789473	Fine - 1 Order additional meter roll assemblies in Factory Supplied Accessories		No Charge
	789474	Coarse - 1 Order additional meter roll assemblies in Factory Supplied Accessories		No Charge

STATIONARY CALIBRATION PACKAGE

SD_P6605 STANDING CALIBRATION

	XP6605X	No Standing calibration		No Charge
	451208	100BU 2Sec Standng calibration Stationary Calibration package includes switch and shielding needed for performing calibration without operating the unit in the field. For 2-section overlap control Precision Disk 500T, 40 ft. machines.		\$1,590.00
	451209	100BU 4Sec stnding calibration Stationary Calibration package includes switch and shielding needed for performing calibration without operating the unit in the field. For 4-section overlap control Precision Disk 500T, 40 ft. machines.		\$1,645.00

**PRECISION DISK 500T - 40 FT.
US PRICE LIST**

(Ex Works - See Standard Features)

SETUP OPTIONS

SD 50097 SETUP

	789096	No setup		No Charge
Set-Up Charges Added to Inv.				
	789093	Setup at Harve, MT Depot Havre, MT - enter 112427 in the Ship To location on order. To calculate the actual Setup Charges that will appear on your invoice refer to the "Dealer Setup Charges" chart.		No Charge
	789095	Setup at Minot, ND Depot Minot, ND - enter 112425 in the Ship To location on order. To calculate the actual Setup Charges that will appear on your invoice refer to the "Dealer Setup Charges" chart.		No Charge
	789098	Setup Saskatoon SK To calculate the actual Setup Charges that will appear on your invoice refer to the "Dealer Setup Charges" chart.		No Charge
	451093	Setup Coaldale AB Coaldale, AB - enter 125403 in the Ship To location on order. To calculate the actual Setup Charges that will appear on your invoice refer to the "Dealer Setup Charges" chart.		No Charge
	451210	Setup Sexsmith AB Sexsmith, AB - enter 132635 in the Ship To location on order. To calculate the actual Setup Charges that will appear on your invoice refer to the "Dealer Setup Charges" chart.		No Charge
	789092	Setup Linden AB Linden, AB - enter 112445 in the Ship To location on order. To calculate the actual Setup Charges that will appear on your invoice refer to the "Dealer Setup Charges" chart.		No Charge
	789094	Setup Mundare AB Mundare, AB - enter 112447 in the Ship To location on order. To calculate the actual Setup Charges that will appear on your invoice refer to the "Dealer Setup Charges" chart.		No Charge
	424371	Setup at Winkler, MB Depot Winkler, MB - enter 116470 in the Ship To location on order. To calculate the actual Setup Charges that will appear on your invoice refer to the "Dealer Setup Charges" chart.		No Charge

OPERATOR'S MANUAL

SD 47044 MARKET / MANUALS

	789469	North American English		No Charge
	789470	North American French		No Charge

**PRECISION DISK 500T - 40 FT.
US PRICE LIST**

**(Ex Works - See Standard Features)
Factory Supplied Attachments**

Order Code	Description	Weight	List Price
Monitors			
84472476	Display, large touch screen	5 LB	\$5,182.00
GPS Sensor			
47418917	GPS Speed Sensor Recommended -- Order if tractor is not equipped with ISO11783 (ISOBUS) Compliant Tractor ECU (TECU) [That sends at least one standard ground speed message on the implement CAN BUS]. The drill software requires ground speed information to maintain the correct seeding rate.	2 LB	\$891.00
Meter Roller-40 Ft Drill, 10"			
47418951	40 ft. 10 in. 2 Sect XFine Roller	26 LB	\$3,389.00
47418952	40 ft. 10 in. 4 Sect XFine Roller	31 LB	\$3,927.00
47418955	40 ft. 10 in. 2 Sect Fine Roller	26 LB	\$3,389.00
47418956	40 ft. 10 in. 4 Sect Fine Roller	31 LB	\$3,927.00
47418959	40 ft. 10 in. 2 Sect Coarse Roller	26 LB	\$3,389.00
47418960	40 ft. 10 in. 4 Sect Coarse Roller	31 LB	\$3,927.00
Meter Roller-40 Ft Drill, 7.5"			
47418949	40 ft. 7.5 in. 2 Sect XFine Roller	31 LB	\$3,389.00
47418950	40 ft. 7.5 in. 4 Sect XFine Roller	33 LB	\$3,927.00
47418953	40 ft. 7.5 in. 2 Sect Fine Roller	31 LB	\$3,389.00
47418954	40 ft. 7.5 in. 4 Sect Fine Roller	33 LB	\$3,927.00
47418957	40 ft. 7.5 in. 2 Sect Coarse Roller	31 LB	\$3,389.00
47418958	40 ft. 7.5 in. 4 Sect Coarse Roller	33 LB	\$3,927.00
Stationary Calibration Pkgs			
47495501	100BU 4-Section Standing Calibration Kit Stationary Calibration package includes switch and shielding needed for performing calibration without operating the unit in the field. For 4-section overlap control Precision Disk 500T, 40 ft. machines.	180 LB	\$1,795.00
47495506	100BU 2-Section Standing Calibration Kit Stationary Calibration package includes switch and shielding needed for performing calibration without operating the unit in the field. For 2-section overlap control Precision Disk 500T, 40 ft. machines.	200 LB	\$1,740.00
Weight Brackets			
47418905	Weight Brackets for Mounted Tank Drills Note: Order weights through Parts (#86988727) Maximum allowed 1200 lbs. total; 600 lbs. max on each wing.	196 LB	\$1,168.00



SUGGESTED DEALER SETUP TIMES

PRECISION DISK 500T AIR DISK DRILL

Base Unit Assembly

25 an 30' drills are rolled on/off the trailers

0 hours

40' drills require the hitch, rear wheel spars and castors to be attached

12 hours

Air pack installation

¼ hour per opener

Blockage installation

5 min per sensor

Electronics diagnostic check

½ hour

NOTE:

*Does not include Final field adjustment and Pre Delivery Inspection.

**No Hydraulic oil is required as unit is pre-charged from the factory.

P1DL

**SUGGESTED DEALER SETUP CHARGES
For Precision Disk 500T**

	<u>U.S. \$</u>
Crane Unload Fee	Local Market Price
Saskatoon Setup Service Admin Fee	\$232.00
500 and 500T Re-Assembly, Hitch, Rear Wheel Spars, Castors	\$743.00
Single Shoot - Air Pack 7" to 9" per foot	\$23.00
Single Shoot - Air Pack 10" to 12" per foot	\$19.80
Double Shoot - Air Pack 7" to 9" per foot	\$23.00
Double Shoot - Air Pack 10" to 12" per foot	\$19.80
S/S Primary Blockage	\$287.00
D/S Primary Blockage	\$391.00
Flexcontrol All Run - Per Sensor	\$13.10
Electronic Test	\$63.00
Weight Kits	\$62.00



Precision Disk 500T Parts Supplied Accessories

<u>PART #</u>	<u>Description</u>	<u>NOTES</u>
47441493	Software - ISO Task Controller UNLOCK NAR	Activation/Unlock for 4-section GPS controlled metering
47446028	Seed meter rain shield kit for 25 and 30 ft. models with 70 bu. seed tank Order 2 per machine	Provides protection from rain for the seed meters.
47446031	Seed meter rain shield kit for 40 ft. models with 100 bu. seed tank Order 2 per machine	Provides protection from rain for the seed meters.
86988727	Weight - 100 lb each	Maximum allowed 1200 lbs. total; 600 lbs. on each wing

PRECISION DISK 500 - 30 FT.
US PRICE LIST

(Ex Works - See Standard Features)
Standard Equipment

FRAME:

30 ft. (9.1 m) operating width; 4" x 6" (10 cm x 15 cm) structural steel frame members with 6" x 10" x 3/8" wall (15 cm x 25 cm x 9.5 mm wall) main spars.
Three section design, with hydraulic wing fold.
Two rank toolbar, with individual 4" x 4", 3/8" wall (10 cm x 10 cm, 9.5 mm wall) rotating sub-bars.
∇" frame design for optimal transport height
Hardened wing pins with replaceable wear bushings.
High quality powder paint on all frame members.
Wing float: 15 degrees up, 10 degrees down.
Robust welded frame design, provides superior durability over bolted designs.

HITCH:

Floating with Cat IV hitch.
Hardened pins with replaceable wear bushings

ROW UNITS:

Single disk openers, with single bevel 18" (46 cm) disk.
Parallel link row units for optimum ground following and seed placement (patent/pending).
Large range of opener travel from 8.5" up to 11.5" down from level soil surface.
Three packer wheel down pressure settings of 59, 71 and 84 lbs at 1.5" seeding depth.
Depth adjustment, one handed operation with 14 increments from 0" to 3.5" (0 to 8.9cm) deep. (patent/pending)
Integrated trash guard.

ROW UNIT (cont.)

10" row spacing standard, 7.5" spacing optional.
Optional 7.5"/15" split rank configuration available with air pack header inserts.
Durable design featuring:
- Cast frame, link and adjustment handle.
- Heavy duty rubber smooth faced concave 4" x 12" (10 cm x 30 cm) packer wheel
- High strength chrome silicon springs
- Double row bearing with integral double lip seals and external shield.
- Scraper with integral tungsten carbide wear components.
- Solid 1.3" (34 mm) spindle
- Earth metal boron steel coulter.
- Heavy duty 1.25" (32 mm) main pivot pins with oil impregnated copper ron alloy bushings in all locations.

DOWN PRESSURE:

Single point hydraulic down pressure control, with optional in cab adjustment from 200 to 1400 psi.
Variable pitch down pressure spring for improved terrain following (patent/pending).
Double acting down pressure cylinders with nitro shafting for long life.

FLOTATION PACKAGES:

Base, 12 tires total
- Single 12.5L - 15 D ply rating tires on wings.
- Fixed tandem 12.5L - 15 D ply rating tires on front center section.
- Fixed tandem 18L - 16.1 E ply rating tires on rear center section.

PRECISION DISK 500 - 30 FT.
US PRICE LIST

(Ex Works - See Standard Features)
Standard Equipment

FLOTATION PACKAGES: (cont.)

- Optional high flotation, 16 tires total
 - Walking tandem 12.5L - 15 D ply rating tires on wings.
 - Walking tandem 12.5L - 15 D ply rating tires on front center section.
 - Walking tandem 18L - 16.1 E ply rating tires on rear center section.

AIR DISTRIBUTION PACKAGE:

Single shoot for Tow-Between or Tow-Behind carts.

TRANSPORT DIMENSIONS / WEIGHT:

Width - 30 ft. with 7.5 in. spacing
Transport Height - 13 ft. 1 in. (3.99 m)
Transport Width - 12 ft. (3.66 m)
Weight - 19,600 lbs. (8900 kg)

Width - 30 ft. with 10 in. spacing
Transport Height - 13 ft. 1 in. (3.99 m)
Transport Width - 12 ft. (3.66 m)
Weight - 17,500 lbs. (7900 kg)

OPTIONAL FEATURES:

In cab downpressure adjustment.
High flotation wheel package.
Weight brackets.
Hydraulic work switch.
Extended wear air packs.
Split rank air packs.

Note: Meets the following ASAE safety standards:

- S276.7: Slow-Moving Vehicle Identification Emblem.
- S279.15: Lighting and Marking of Agricultural Equipment on Highways.
- S318.16: Safety for Agriculture Field Equipment
- S338.5: Safety Chain for Towed Equip.
- S365.8 Braking Criteria for Agricultural Field Equipment

Requirements for Operation:

3.8 PTO hp minimum per opener, plus as required for additional towed implements (air cart etc.)
15 GPM minimum recommended hydraulic flow for all non-mounted tank drills (plus additional required for air cart etc.).

Two hydraulic control valves for wing folding and row unit down pressure.

Additional control valves may be required for air cart/additional implement operation.

Maximum allowable hydraulic pressure lower than either 3000 psi or factory settings for individual tractors.

2400 minimum hydraulic pressure.
Do not tow more than two implements behind the tractor while transporting between fields.

Do not tow the implement at speeds over 20mph.

Tractor equipped with 12 volt electrical system with a 7 pin auxiliary electric outlet for warning lights.

Tractor draw bar that can be locked in a stationary position with an intermediate draw bar chain support.

The total towed weight should be less than 1.5 times the maximum operating weight provided by the tractor manufacturer.

PRECISION DISK 500 - 30 FT.
US PRICE LIST

(Ex Works - See Standard Features)

Standard Equipment

Requirements for Operation: (cont.)

The total towed weight should be reduced based on tractor condition and road condition.

Tow-between or tow-behind air delivery system compatible with Precision Disk 500 air disk drill. Recommend Case IH Precision Air 2280/2330/3380/or 3430 with ISO 11783 control system, with Case IH AFS Pro 700 Display/in-cab display.

- the Precision Disk 500 is not compatible with the Pro600 display
- The Precision Disk 500 must use v28* CNH display software or newer.

Case IH Precision Air 3580 air system is not recommended for use with Precision Disk 500 30 ft. or 40 ft. drill.

DO NOT USE Precision Air 3380 or 3430 TOW-BETWEEN air system with DELUXE AUGER with a Precision Disk 500, 30 ft. size, as interference MAY occur between the auger and drill front wheel spars when the drill is folded up (transport position) and the auger is in transport position.

Optional hydraulic in-cab row unit down-pressure control and hydraulic work-switch require Case IH AFS Pro 700 monitor/in cab display.

Minimum requirements are a starting point only and should be increased based on operating conditions in the field (hills, soil conditions, speed etc), road transport conditions and other implements that are used with the drill.

Product specifications are based on information available at the time of publication. These specifications are subject to change without notice.

Requirements for Operation: (cont.)

Dealer requirements for Unloading:
- roll-on roll-off the trailer.

EX WORKS:

Wholegoods

(Ex Works Saskatoon, SK)

Factory Supplied Attachments

(Ex Works Saskatoon, SK)

**PRECISION DISK 500 - 30 FT.
US PRICE LIST**

(Ex Works - See Standard Features)

Models

COMMERCIAL MODEL	WORKING WIDTH	SPACING	Weight	List Price
PREC DISK 500	30 ft.	10 in.	30,000 LB	\$90,125.00
PREC DISK 500	30 ft.	7.5 in.	30,000 LB	\$104,844.00

Factory Supplied Options

Order Code	Description	Weight	List Price
TRANSPORT WHEELS			
SD_16066 WHEELS AND TIRES			
451134	Duals center, single wings Stubble resistant tires all locations. 18Lx16.1 dual wheels on fixed axles for rear of mainframe. 12.5L x 15 dual wheels on fixed axles for front of mainframe. Single 12.5L x 15 on front and rear of each wing. Qty 12 total.		No Charge
451178	High Flotation for 30-40 ft. Stubble resistant tires all locations. 18L x 16.1 dual wheels on walking tandems for rear of mainframe. 12.5 x 15 dual wheels on walking tandems for front of mainframe, front and rear of each wing. Qty 16 total.		\$4,321.00
ROW UNIT DOWNPRESSURE CONTROL			
SD_20112 HYDRAULIC SYSTEM			
451165	Manual downpressure adjust		No Charge
451166	In-cab downpressure adjust		\$1,174.00
AIR PACKAGES			
SD_P8001 AIR PACKAGE			
Tow-Between			
451139	Air Package TBT - 10 in.		No Charge
451137	Air Package TBT - 7.5 in.		\$31.00

**PRECISION DISK 500 - 30 FT.
US PRICE LIST**

(Ex Works - See Standard Features)

Tow-Behind			
	451143	Air Package TBH - 10 in.	No Charge
	451141	Air Package TBH - 7.5 in.	\$31.00
Extended Wear, 10 in Spacing			
	451140	Air Package TBT EW - 10 in.	\$1,236.00
	451144	Air Package EW TBH - 10 in.	\$1,236.00
Extended Wear, 7.5 in Spacing			
	451138	TBT with 7.5 in. spac Ext Wear	\$1,854.00
	451142	TBH with 7.5 in. spac Ext Wear	\$1,854.00

FLOW BLOCKAGE

SD_P8004 BLOCKAGE MONITORING

	XP8004X	No Blockage monitor	No Charge
Tow-Between			
	451152	TBT 10 Primary Seed Monitor Tow-Between, 10" spacing, primary seed monitoring	\$2,200.00
	451153	TBT 10 Secondary Seed Monitor Tow-Between, 10" spacing, secondary seed monitoring: All Run	\$4,862.00
	451150	TBT 7.5 Primary Seed Monitor Tow-Between, 7.5" spacing, primary seed monitoring	\$2,200.00
	451151	TBT 7.5 Secondary Seed Monitor Tow-Between, 7.5" spacing, secondary seed monitoring: All Run	\$5,507.00
Tow-Behind			
	451156	TBH 10 Primary Seed Monitor Tow-Behind, 10" spacing, primary seed monitoring	\$2,200.00
	451157	TBH 10 Secondary Seed Monitor Tow-Behind, 10" spacing, secondary seed monitoring: All Run	\$4,862.00
	451154	TBH 7.5 Primary Seed Monitor Tow-Behind, 7.5" spacing, primary seed monitoring	\$2,200.00
	451155	TBH 7.5 Secondary Seed Monitor Tow-Behind, 7.5" spacing, secondary seed monitoring	\$5,507.00

WORK SWITCH

SD_50127 WORK SWITCH

	X50127X	No work switch	No Charge
	451164	Hydraulic work switch	\$255.00

WEIGHT KIT

SD_40013 WEIGHT BRACKET OR FRAME

	X40013X	No weight bracket or frame	No Charge
--	---------	----------------------------	-----------

**PRECISION DISK 500 - 30 FT.
US PRICE LIST**

(Ex Works - See Standard Features)

	723473	Weight brackets Order weights through Parts (#86988727) Maximum allowed 2600 lbs. (26) using 14 on center section and 6 on each wing.		\$1,767.00
--	--------	---	--	------------

SETUP OPTIONS

SD 50097 SETUP

	789096	No setup		No Charge
Set-Up Charges Added to Inv.				
	789093	Setup at Harve, MT Depot Havre, MT - enter 112427 in the Ship To location on order. To calculate the actual Setup Charges that will appear on your invoice refer to the "Dealer Setup Charges" chart.		No Charge
	789095	Setup at Minot, ND Depot Minot, ND - enter 112425 in the Ship To location on order. To calculate the actual Setup Charges that will appear on your invoice refer to the "Dealer Setup Charges" chart.		No Charge
	789098	Setup Saskatoon SK To calculate the actual Setup Charges that will appear on your invoice refer to the "Dealer Setup Charges" chart.		No Charge
	451093	Setup Coaldale AB Coaldale, AB - enter 125403 in the Ship To location on order. To calculate the actual Setup Charges that will appear on your invoice refer to the "Dealer Setup Charges" chart.		No Charge
	451210	Setup Sexsmith AB Sexsmith, AB - enter 132635 in the Ship To location on order. To calculate the actual Setup Charges that will appear on your invoice refer to the "Dealer Setup Charges" chart.		No Charge
	789092	Setup Linden AB Linden, AB - enter 112445 in the Ship To location on order. To calculate the actual Setup Charges that will appear on your invoice refer to the "Dealer Setup Charges" chart.		No Charge
	789094	Setup Mundare AB Mundare, AB - enter 112447 in the Ship To location on order. To calculate the actual Setup Charges that will appear on your invoice refer to the "Dealer Setup Charges" chart.		No Charge
	424371	Setup at Winkler, MB Depot Winkler, MB - enter 116470 in the Ship To location on order. To calculate the actual Setup Charges that will appear on your invoice refer to the "Dealer Setup Charges" chart.		No Charge

**PRECISION DISK 500 - 30 FT.
US PRICE LIST**

(Ex Works - See Standard Features)

OPERATOR'S MANUAL

SD_47044 MARKET / MANUALS

	789470	North American French		No Charge
	789469	North American English		No Charge

OTHER EQUIPMENT

SD_20102 HYDRAULIC KIT

	X20102X	No Hydraulic pkg		No Charge
	424349	Rear hitch pkg - Prec Disk Rear hitch hydraulic package for Precision Disk 500 Provides hydraulic hoses and fitting from tractor to Tow-Behind Air System rear hitch.		\$889.00

SD_41023 REAR HITCH

	X41023X	No rear hitch		No Charge
	789391	Rear Hitch for towing Field hitch for towing Tow-Behind Air cart. This hitch connects to the drill frame and connects the Tow-Behind Air System to drill. Use only with 230 to 430 bushel air carts.		\$1,132.00
	451145	Tow-Between rear hitch for pulling ammonia caddy or liquid tank behind drill For use with the Tow-Between Air System		\$1,051.00

**PRECISION DISK 500 - 30 FT.
US PRICE LIST**

(Ex Works - See Standard Features)

Factory Supplied Attachments

Order Code	Description	Weight	List Price
Completion Harness			
47440952	Completion harness for drills w/o ECU Drill will have an ECU if ordered with one of the following: in-cab down pressure control, work switch or factory ordered blockage monitoring. See harness completion package selection chart Appendix 1	11 LB	\$523.00
47440953	Completion harness for drills w/ an ECU Drill will have an ECU if ordered with one of the following: in-cab down pressure control, work switch, or factory ordered blockage monitoring. See harness completion package selection chart Appendix 1	11 LB	\$247.00
Cross Tillage Hydraulic Pkg			
47418906	Cross tillage hydraulics for TBH carts	110 LB	\$1,171.00
Tow-Behind Hitch			
47440983	Tow-Behind hitch for 30 ft. drill The field hitch connects to the drill frame and connects the Tow Behind Air System to drill. Used only with 230 to 430 bushel air carts.	595 LB	\$1,365.00
Header Inserts			
47418902	Split Rank Hdr Insert for 30' - 7.5 spac	2 LB	\$197.00
Flow Blockage Pkg- 30 Ft, 10"			
47418910	Primary blockage for 30' w/10" drill - Nonmounted tank	24 LB	\$2,303.00
47418911	Secondary blockage for 30' w/10" drill - Nonmounted tank	40 LB	\$4,965.00
Flow Blockage Pkg- 30 Ft, 7.5"			
47418908	Primary blockage for 30' w/7.5" drill -Nonmounted tank	24 LB	\$2,303.00
47418909	Secondary blockage for 30' w/7.5" drill - Nonmounted tank	42 LB	\$5,610.00
Weight Brackets			
47418904	Weight brackets for non-mtd tank drill Order weights through Parts Maximum allowed 2600 lbs. (26) using 14 on center section and 6 on each wing. Part #86988727	333 LB	\$1,870.00

**PRECISION DISK 500 - 40 FT.
US PRICE LIST**

**(Ex Works - See Standard Features)
Standard Equipment**

FRAME:

40 ft. (12.2 m) operating width;
4" x 6" (10 cm x 15 cm) structural steel frame members with 6" x 10" x 3/8" wall (15 cm x 25 cm x 9.5 mm wall) main spars.
Three section design, with hydraulic wing fold.
Two rank toolbar, with individual 4" x 4", 3/8" wall (10 cm x 10 cm, 9.5 mm wall) rotating sub-bars.
∇" frame design for optimal transport height
Hardened wing pins with replaceable wear bushings.
High quality powder paint on all frame members.
Wing float: 15 degrees up, 10 degrees down.
Robust welded frame design, provides superior durability over bolted designs.

HITCH:

Floating with Cat IV hitch.
Hardened pins with replaceable wear bushings

ROW UNITS:

Single disk openers, with single bevel 18" (46 cm) disk.
Parallel link row units for optimum ground following and seed placement (patent/pending).
Large range of opener travel from 8.5" up to 11.5" down from level soil surface.
Three packer wheel down pressure settings of 59, 71 and 84 lbs at 1.5" seeding depth.
Depth adjustment, one handed operation with 14 increments from 0" to 3.5" (0 to 8.9 cm) deep. (patent/pending)

ROW UNIT: (cont.)

Integrated trash guard.
10" row spacing standard, 7.5" spacing optional. Optional 7.5"/15" split rank configuration available with air pack header inserts.
Durable design featuring:
- Cast frame, link and adjustment handle.
- Heavy duty rubber smooth faced concave 4" x 12" (10 cm x 30 cm) packer wheel
- High strength chrome silicon springs
- Double row bearing with integral double lip seals and external shield.
- Scraper with integral tungsten carbide wear components.
- Solid 1.3" (34 mm) spindle
- Earth metal boron steel coulter.
- Heavy duty 1.25" (32 mm) main pivot pins with oil impregnated copper iron alloy bushings in all locations.

DOWN PRESSURE:

Single point hydraulic down pressure control, with optional in cab adjustment from 200 to 1400 psi.
Variable pitch down pressure spring for improved terrain following (patent/pending).
Double acting down pressure cylinders with nitro shafting for long life.

**PRECISION DISK 500 - 40 FT.
US PRICE LIST**

**(Ex Works - See Standard Features)
Standard Equipment**

FLOTATION PACKAGES:

- Base, 12 tires total
- Single 12.5L - 15 D ply rating tires on wings.
 - Fixed tandem 12.5L - 15 D ply rating tires on front center section.
 - Fixed tandem 18L - 16.1 E ply rating tires on rear center section.

Optional high flotation, 16 tires total

- Walking tandem 12.5L - 15 D ply rating tires on wings.
- Walking tandem 12.5L - 15 D ply rating tires on front center section.
- Walking tandem 18L - 16.1 E ply rating tires on rear center section.

AIR DISTRIBUTION PACKAGE:

Single shoot for Tow-Between or Tow-Behind Carts.

TRANSPORT DIMENSIONS AND**WEIGHT:**

Width - 40 ft. with 7.5 in. spacing
Transport Height - 13 ft. 8 in. (4.17 m)
Transport Width - 18 ft. 8 in. (5.69 m)
Weight - 24,800 lbs. (11250 kg)

Width - 40 ft. with 10 in. spacing
Transport Height - 13 ft. 8 in. (4.17m)
Transport Width - 18 ft. 8 in. (5.69 m)
Weight - 22,100 lbs. (10000 kg)

OPTIONAL FEATURES:

- In cab downpressure adjustment.
- High flotation wheel package.
- Weight brackets.
- Hydraulic work switch.
- Extended wear air packs.
- Split rank air packs.

Note: Meets the following ASAE safety standards:

- S276.7: Slow-Moving Vehicle Identification Emblem.
- S279.15: Lighting and Marking of Agricultural Equipment on Highways.
- S318.16: Safety for Agriculture Field Equipment
- S338.5: Safety Chain for Towed Equipment.
- S365.8 Braking Criteria for Agricultural Field Equipment

Requirements for Operation:

- 3.8 PTO hp minimum per opener, plus as required for additional towed implements (air cart etc.)
- 15 GPM minimum recommended hydraulic flow for all non-mounted tank drills (plus additional required for air cart etc.).
- Two hydraulic control valves for wing folding and row unit down pressure. Additional control valves may be required for air cart/additional implement operation.
- 2400 minimum hydraulic pressure.
- Maximum allowable hydraulic pressure lower than either 3000 psi or factory settings for individual tractors.
- Do not tow more than two implements behind the tractor while transporting between fields.
- Do not tow the implement at speeds over 20mph.

PRECISION DISK 500 - 40 FT.
US PRICE LIST

(Ex Works - See Standard Features)

Standard Equipment

Requirements for Operation: (cont.)

Tractor equipped with 12 volt electrical system with a 7 pin auxiliary electric outlet for warning lights.

Tractor draw bar that can be locked in a stationary position with an intermediate draw bar chain support.

The total towed weight should be less than 1.5 times the maximum operating weight provided by the tractor manufacturer.

The total towed weight should be reduced based on tractor condition and road condition.

Tow-between or tow-behind air delivery system compatible with Precision Disk 500 air disk drill.

Recommend Case IH Precision Air 2280/2330/3380/or 3430 with ISO 11783 control system, with Case IH AFS Pro 700 Display/in-cab display.

- the Precision Disk 500 is not compatible with the Pro600 display
- The Precision Disk 500 must use v28* CNH display software or newer.

Case IH Precision Air 3580 air system is not recommended for use with Precision Disk 500 30 ft. or 40 ft. drill.

DO NOT USE Precision Air 3380 or 3430 TOW-BETWEEN air system with DELUXE AUGER with a Precision Disk 500, 30 ft. size, as interference MAY occur between the auger and drill front wheel spars when the drill is folded up (transport position) and the auger is in transport position.

Optional hydraulic in-cab row unit down-pressure control and hydraulic work-switch require Case IH AFS Pro 700 monitor/in cab display.

Requirements for Operation: (cont.)

Minimum requirements are a starting point only and should be increased based on operating conditions in the field (hills, soil conditions, speed etc), road transport conditions and other implements that are used with the drill.

Product specifications are based on information available at the time of publication. These specifications are subject to change without notice.

Dealer requirements for Unloading:

- 40' needs Crane with suitable lift capacity to hoist drill off trailer or a sunken dock that will surround 3 sides of the trailer and allow you to tow drill off after hitch and wheel spars are attached

EX WORKS:

Wholegoods

(Ex Works Saskatoon, SK)

Factory Supplied Attachments

(Ex Works Saskatoon, SK)

**PRECISION DISK 500 - 40 FT.
US PRICE LIST**

(Ex Works - See Standard Features)

Models

COMMERCIAL MODEL	WORKING WIDTH	SPACING	Weight	List Price
PREC DISK 500	40 ft.	10 in.	30,000 LB	\$110,931.00
PREC DISK 500	40 ft.	7.5 in.	30,000 LB	\$130,759.00

Factory Supplied Options

Order Code	Description	Weight	List Price
TRANSPORT WHEELS			
SD_16066 WHEELS AND TIRES			
451134	Duals center, single wings Stubble resistant tires all locations. 18Lx16.1 dual wheels on fixed axles for rear of mainframe. 12.5L x 15 dual wheels on fixed axles for front of mainframe. Single 12.5L x 15 on front and rear of each wing. Qty 12 total.		No Charge
451178	High Flotation for 30-40 ft. Stubble resistant tires all locations. 18L x 16.1 dual wheels on walking tandems for rear of mainframe. 12.5 x 15 dual wheels on walking tandems for front of mainframe, front and rear of each wing. Qty 16 total.		\$4,321.00
ROW UNIT DOWNPRESSURE CONTROL			
SD_20112 HYDRAULIC SYSTEM			
451165	Manual downpressure adjust		No Charge
451166	In-cab downpressure adjust		\$1,174.00
AIR PACKAGES			
SD_P8001 AIR PACKAGE			
Tow-Between			
451139	Air Package TBT - 10 in.		No Charge
451137	Air Package TBT - 7.5 in.		\$47.00

**PRECISION DISK 500 - 40 FT.
US PRICE LIST**

(Ex Works - See Standard Features)

Tow-Behind			
	451143	Air Package TBH - 10 in.	No Charge
	451141	Air Package TBH - 7.5 in.	\$47.00
Extended Wear, 10 in Spacing			
	451140	Air Package TBT EW - 10 in.	\$1,648.00
	451144	Air Package EW TBH - 10 in.	\$1,648.00
Extended Wear, 7.5 in Spacing			
	451138	TBT with 7.5 in. spac Ext Wear	\$2,472.00
	451142	TBH with 7.5 in. spac Ext Wear	\$2,472.00

FLOW BLOCKAGE

SD_P8004 BLOCKAGE MONITORING			
	XP8004X	No Blockage monitor	No Charge
Tow-Between			
	451152	TBT 10 Primary Seed Monitor Tow-Between, 10" spacing, primary seed monitoring	\$2,565.00
	451153	TBT 10 Secondary Seed Monitor Tow-Between, 10" spacing, secondary seed monitoring: All Run	\$6,963.00
	451150	TBT 7.5 Primary Seed Monitor Tow-Between, 7.5" spacing, primary seed monitoring	\$2,565.00
	451151	TBT 7.5 Secondary Seed Monitor Tow-Between, 7.5" spacing, secondary seed monitoring: All Run	\$7,823.00
Tow-Behind			
	451156	TBH 10 Primary Seed Monitor Tow-Behind, 10" spacing, primary seed monitoring	\$2,565.00
	451157	TBH 10 Secondary Seed Monitor Tow-Behind, 10" spacing, secondary seed monitoring: All Run	\$6,963.00
	451154	TBH 7.5 Primary Seed Monitor Tow-Behind, 7.5" spacing, primary seed monitoring	\$2,565.00
	451155	TBH 7.5 Secondary Seed Monitor Tow-Behind, 7.5" spacing, secondary seed monitoring	\$7,823.00

WORK SWITCH

SD_50127 WORK SWITCH			
	X50127X	No work switch	No Charge
	451164	Hydraulic work switch	\$255.00

WEIGHT KIT

SD_40013 WEIGHT BRACKET OR FRAME			
	X40013X	No weight bracket or frame	No Charge

**PRECISION DISK 500 - 40 FT.
US PRICE LIST**

(Ex Works - See Standard Features)

	723473	Weight brackets Order weights through Parts (#86988727) Maximum allowed 2600 lbs. (26) using 14 on center section and 6 on each wing.	\$1,767.00
--	--------	---	------------

SETUP OPTIONS

SD 50097 SETUP

	789096	No setup	No Charge
Set-Up Charges Added to Inv.			
	789093	Setup at Harve, MT Depot Havre, MT - enter 112427 in the Ship To location on order. To calculate the actual Setup Charges that will appear on your invoice refer to the "Dealer Setup Charges" chart.	No Charge
	789095	Setup at Minot, ND Depot Minot, ND - enter 112425 in the Ship To location on order. To calculate the actual Setup Charges that will appear on your invoice refer to the "Dealer Setup Charges" chart.	No Charge
	789098	Setup Saskatoon SK To calculate the actual Setup Charges that will appear on your invoice refer to the "Dealer Setup Charges" chart.	No Charge
	451093	Setup Coaldale AB Coaldale, AB - enter 125403 in the Ship To location on order. To calculate the actual Setup Charges that will appear on your invoice refer to the "Dealer Setup Charges" chart.	No Charge
	451210	Setup Sexsmith AB Sexsmith, AB - enter 132635 in the Ship To location on order. To calculate the actual Setup Charges that will appear on your invoice refer to the "Dealer Setup Charges" chart.	No Charge
	789092	Setup Linden AB Linden, AB - enter 112445 in the Ship To location on order. To calculate the actual Setup Charges that will appear on your invoice refer to the "Dealer Setup Charges" chart.	No Charge
	789094	Setup Mundare AB Mundare, AB - enter 112447 in the Ship To location on order. To calculate the actual Setup Charges that will appear on your invoice refer to the "Dealer Setup Charges" chart.	No Charge
	424371	Setup at Winkler, MB Depot Winkler, MB - enter 116470 in the Ship To location on order. To calculate the actual Setup Charges that will appear on your invoice refer to the "Dealer Setup Charges" chart.	No Charge

**PRECISION DISK 500 - 40 FT.
US PRICE LIST**

(Ex Works - See Standard Features)

OPERATOR'S MANUAL

SD_47044 MARKET / MANUALS

	789470	North American French		No Charge
	789469	North American English		No Charge

OTHER EQUIPMENT

SD_20102 HYDRAULIC KIT

	X20102X	No Hydraulic pkg		No Charge
	424349	Rear hitch pkg - Prec Disk Rear hitch hydraulic package for Precision Disk 500 Provides hydraulic hoses and fitting from tractor to Tow-Behind Air System rear hitch.		\$889.00

SD_41023 REAR HITCH

	X41023X	No rear hitch		No Charge
	789391	Rear Hitch for towing Field hitch for towing Tow-Behind Air cart. This hitch connects to the drill frame and connects the Tow-Behind Air System to drill. Use only with 230 to 430 bushel air carts.		\$1,132.00
	451145	Tow-Between rear hitch for pulling ammonia caddy or liquid tank behind drill For use with the Tow-Between Air System		\$1,051.00

**PRECISION DISK 500 - 40 FT.
US PRICE LIST**

(Ex Works - See Standard Features)

Factory Supplied Attachments

Order Code	Description	Weight	List Price
Completion Harness			
47440952	Completion harness for drills w/o ECU Drill will have an ECU if ordered with one of the following: in-cab down pressure control, work switch or factory ordered blockage monitoring. See harness completion package selection chart Appendix 1	11 LB	\$523.00
47440953	Completion harness for drills w/ an ECU Drill will have an ECU if ordered with one of the following: in-cab down pressure control, work switch, or factory ordered blockage monitoring. See harness completion package selection chart Appendix 1	11 LB	\$247.00
Cross Tillage Hydraulic Pkg			
47418907	Cross tillage hydraulics for TBH carts	110 LB	\$1,171.00
Tow-Behind Hitch			
47440984	Tow-Behind hitch for 40 ft. drill Field hitch for towing Tow-Behind Air cart. This hitch connects to the drill frame and connects the Tow-Behind Air System to drill. Use only with 230 to 430 bushel air carts.	595 LB	\$1,365.00
Header Inserts			
47418903	Split Rank Hdr Insert for 40' - 7.5 spac	2 LB	\$213.00
Flow Blockage Pkg- 40 Ft, 10"			
47418915	Primary blockage for 40' w/10" drill - Nonmounted tank	24 LB	\$2,668.00
47418916	Secondary blockage for 40' w/10" drill - Nonmounted tank, All Run	42 LB	\$7,066.00
Flow Blockage Pkg- 40 Ft, 7.5"			
47418912	Primary blockage for 40' w/7.5" drill - Nonmounted tank	24 LB	\$2,668.00
47418914	Secondary blockage for 40' w/7.5" drill - Nonmounted tank, All Run	60 LB	\$7,926.00
Weight Brackets			
47418904	Weight brackets for non-mtd tank drill Order weights through Parts Maximum allowed 2600 lbs. (26) using 14 on center section and 6 on each wing. Part #86988727	333 LB	\$1,870.00



SUGGESTED DEALER SETUP TIMES

PRECISION DISK 500 AIR DISK DRILL

Base Unit Assembly

25 an 30' drills are rolled on/off the trailers

0 hours

40' drills require the hitch, rear wheel spars and castors to be attached

15 hours

Air pack installation

¼ hour per opener

Blockage installation

5 minutes per sensor

Cross tillage Pack (Hydraulic and Electrical)

3 hours

Electronics diagnostic check

½ hour

NOTE:

*Does not include Final field adjustment and Pre Delivery Inspection.

**No Hydraulic oil is required as unit is pre-charged from the factory.

P1DM

**SUGGESTED DEALER SETUP CHARGES
For Precision Disk 500 (30 and 40 ft.)**

	<u>U.S. \$</u>
Crane Unload Fee	Local Market Price
Saskatoon Setup Service Admin Fee	\$232.00
500 and 500T Re-Assembly, Hitch, Rear Wheel Spars, Castors	\$743.00
Single Shoot - Air Pack 7" to 9" per foot	\$23.00
Single Shoot - Air Pack 10" to 12" per foot	\$19.80
Double Shoot - Air Pack 7" to 9" per foot	\$23.00
Double Shoot - Air Pack 10" to 12" per foot	\$19.80
S/S Primary Blockage	\$287.00
D/S Primary Blockage	\$391.00
Flexcontrol All Run - Per Sensor	\$13.10
Electronic Test	\$63.00
Weight Kits	\$62.00



Cross Drill Wiring Harness Package Selections

Appendix 1 - For 30 ft. and 40 ft. Precision Disk 500

	No ECU on Drill	ECU on Drill
TBH Cart without blockage monitoring	47440952	47440953
TBH Cart with blockage monitoring	47440952	47440953
TBT Cart without blockage monitoring	Nothing Required	Nothing Required
TBT Cart with blockage monitoring	47440952	Nothing Required

Appendix 2 - For 50 ft. and 60 ft. Precision Disk 500

	No ECU on Drill	ECU on Drill
TBH Cart without blockage monitoring	47505173	47505177
TBH Cart with blockage monitoring	47505173	47505177
TBT Cart without blockage monitoring	Nothing Required	Nothing Required
TBT Cart with blockage monitoring	47505173	Nothing Required

**PRECISION DISK 500 - 50 FT.
US PRICE LIST**

Standard Equipment

FRAME:

50 ft. (12.2 m) operating width;
4" x 6" (10cm x 15cm) structural
steel frame members with 6" x 10"
(15cm x 25cm) main spars
Five section design, with hydraulic
wing fold
Two rank toolbar, with individual
4" x 4", 3/8" wall (10cm x 10cm,
9.5mm wall) rotating sub-bars
Optimized frame design for minimum
transport height
Hardened wing pins with replaceable
wear bushings
High quality powder paint on all frame
members
Wing float: 15° up, 10° down
Robust welded frame design, provides
superior durability over bolted designs.

HITCH:

Floating with Cat IV hitch
Hardened pins with replaceable wear
bushings

ROW UNITS:

Single disk openers, with single bevel
18" (46cm) disk
Patented parallel link opener for
optimum ground following and seed
placement.
Large range of opener travel from
8.5" up to 11.5" down from level soil
surface
Three packer wheel down pressure
settings of 59, 71 and 84 lbs at 1.5"
seeding depth
Patented depth adjustment, one
handed operation with 14 increments
from 0" to 3.5" (0 to 8.9cm) deep.
Integrated trash guard.
10" row spacing standard, 7.5" spacing
optional. Optional 7.5" split rank
configuration available

ROW UNITS: (cont.)

Durable design featuring:
Cast frame, link and adjustment
handle
Heavy duty rubber smooth faced
concave 4" x 12" (10cm x 30cm)
packer wheel
High strength chrome silicon springs
Double row bearing with integral
double lip seals and external shield
Patented scraper design, for optimum
performance, with integral tungsten
carbide wear components.
Solid 1.3" (34mm) spindle
Earth metal boron steel coulter
Heavy-duty 1.25" (32mm) main pivot
pins with oil impregnated copper iron
alloy bushings in all locations

DOWN PRESSURE:

Patented single point hydraulic down
pressure system, with optional in cab
adjustment from 200 to 1400 psi.
Variable pitch down pressure spring for
improved terrain following (patent
pending).
Double acting down pressure cylinders
with nitro shafting for long life.

FLOATATION PACKAGES:

Base, 20 tires total
Single 12.5L - 15 D ply rating tires on
outer wings
Fixed tandem 12.5L - 15 D ply rating
tires on inner wings
Walking tandem 16.5 x 16.1 E ply
rating tires on center section
Optional high floatation, 24 tires total
Walking tandem 12.5L - 15 D ply
rating tires on inner and outer wings.
Walking tandem 16.5 x 16.1 E ply
rating tires on center section

PRECISION DISK 500 - 50 FT.
US PRICE LIST

Standard Equipment

TRANSPORT DIMENSIONS AND

WEIGHT:

Working Width - 50 ft.

7.5 in. Spacing

Transport Height 13 ft. 2 in.

Transport Width 18 ft. 8 in.*

Weight 40,000 lbs. **

10 in. Spacing

Transport Height 13 ft. 2 in.

Transport Width 18 ft. 8 in.*

Weight 36,600 lbs. **

*Does not include transport lighting

**Does not include optional equip.

OPTIONAL FEATURES:

In cab downpressure adjustment

High floatation wheel package

Weight brackets

Hydraulic work switch

Extended wear air packs

Split rank air packs

Note: Meets the following ASAE safety standards:

S276.7: Slow-Moving Vehicle
Identification Emblem

S279.15: Lighting and Marking of
Agricultural Equipment on Highways

S318.16: Safety for Agriculture Field
Equipment

S338.5: Safety Chain for Towed
Equipment

S365.8 Braking Criteria for Agricultural
Field Equipment

Requirements for Operation:

3.8 PTO hp minimum per opener, plus as required for additional towed implements (air cart etc.). HP requirement will be higher in tough soil conditions, deeper seeding depths and hilly terrain.

30 GPM minimum recommended hydraulic flow (plus additional required for air cart etc.).

Two hydraulic control valves for wing folding and row unit down pressure.

Additional control valves may be required for air cart/additional implement operation.

2450 psi minimum hydraulic pressure (produced at couplers)

Do not tow more than two implements behind the tractor while transporting between fields.

Do not tow the implement at speeds over 20mph.

Tractor equipped with 12 volt electrical system with a 7 pin auxiliary electric outlet for warning lights.

Tractor draw bar that can be locked in a stationary position with an intermediate draw bar chain support.

The total towed weight should be less than 1.5 times the maximum operating weight provided by the tractor manufacturer.

The total towed weight should be reduced based on tractor condition and road condition.

Tow-between or tow-behind air delivery system compatible with Precision Disk 500 air disk drill.

PRECISION DISK 500 - 50 FT.
US PRICE LIST

Standard Equipment

Requirements for Operation: (cont.)

Recommend Case IH Precision Air
2280/2330/3380/3430 or 3580 with
ISO 11783 control system, with
Case IH AFS Pro 700 Display/in-cab
display.

- the Precision Disk 500 is not
compatible with the Pro600 display
- the Precision Disk 500 must use
v28* CNH display software or newer

Optional hydraulic in-cab row unit
down- pressure control and hydraulic
work-switch require Case IH AFS
Pro 700 monitor/in-cab display.

Minimum requirements are a starting
point only and should be increased
based on operating conditions in the
field (hills, soil conditions, speed etc),
road transport conditions and other
implements that are used with the drill.
Maximum allowable hydraulic pressure
lower than either 3000 psi or factory
settings for individual tractors.

Product specifications are based on
information available at the time of
publication. These specifications are
subject to change without notice.

Dealer requirements for Unloading
Crane with suitable lift capacity to hoist
drill off trailer or a sunken dock that
will surround 3 sides of the trailer and
allow you to tow drill off after hitch
and wheel spars are attached.

EX WORKS:

Wholegoods
(Ex Works Saskatoon, SK)
Factory Supplied Attachments
(Ex Works Saskatoon, SK)

**PRECISION DISK 500 - 50 FT.
US PRICE LIST**

Models

COMMERCIAL MODEL	WORKING WIDTH	SPACING	Weight	List Price
LG PREC DISK 500	50 ft.	10 in.		\$176,189.00
LG PREC DISK 500	50 ft.	7.5 in.		\$201,444.00

Factory Supplied Options

Order Code	Description	Weight	List Price
TRANSPORT WHEELS			
SD_16066 WHEELS AND TIRES			
451133	Standard flotation Single 12.5L – 15 D ply rating tires on outer wings Fixed tandem 12.5L - 15 D ply rating tires on inner wings Walking tandem 16.5 x 16.1 E ply rating tires on center section, quantity 20 total		No Charge
424412	High flotation Walking tandem 12.5L - 15D ply rating tires on inner and outer wings Walking tandem 16.5 x 16.1 E ply rating tires on center section, quantity 24 total		\$5,276.00
ROW UNIT DOWNPRESSURE CONTROL			
SD_20112 HYDRAULIC SYSTEM			
451165	Manual downpressure adjust		No Charge
451166	In-cab downpressure adjust		\$1,174.00
AIR PACKAGES			
SD_P8001 AIR PACKAGE			
Tow-Between			
789130	Air Package TBT SS - 10 in. Air Package for Tow-Between Air Systems - single shoot		No Charge
451137	Air Package TBT - 7.5 in. Air Package for Tow-Between Air Systems - single shoot		No Charge

**PRECISION DISK 500 - 50 FT.
US PRICE LIST**

Tow-Behind			
	789133	Air Pacakge TBH SS - 10 in. Air Package for Tow-Behind Air Systems - single shoot	No Charge
	451141	Air Package TBH - 7.5 in. Air Package for Tow-Behind Air Systems - single shoot	No Charge
Extended Wear, 10 in. Spacing			
	451193	TBT w/10 in. spac SS Ext Wear Air Pkg for Tow-Between Air Systems - single shoot, extended wear	\$3,005.00
	451194	TBH w/10 in. spac SS Ext Wear Air Pkg for Tow-Behind Air Systems - single shoot, extended wear	\$3,005.00
Extended Wear, 7.5 in. Spacing			
	451138	TBT with 7.5 in. spac Ext Wear Air Package for Tow-Between Air Systems - extended wear	\$3,985.00
	451142	TBH with 7.5 in. spac Ext Wear Air Package for Tow-Behind Air Systems - extended wear	\$3,985.00

FLOW BLOCKAGE

SD_P8004 BLOCKAGE MONITORING			
	XP8004X	No Blockage monitor	No Charge
Primary Seed Monitor			
	451199	10 in. Primary Seed Monitor	\$2,565.00
	451198	7.5 in. Primary Seed Monitor	\$2,565.00
Secondary Seed Monitor			
	451201	10 in. Secondary Seed Monitor	\$12,960.00
	451200	7.5 in. Secondary Seed Monitor	\$16,836.00

WORK SWITCH

SD_50127 WORK SWITCH			
	X50127X	No work switch	No Charge
	451164	Hydraulic work switch	\$255.00

WEIGHT KIT

SD_40013 WEIGHT BRACKET OR FRAME			
	X40013X	No weight bracket or frame	No Charge
	723473	Weight brackets Outerwing section two brackets Note: Order weights thru Parts Division (p/n 86988727) Maximum allowed 1200 lbs. Total; 600 lbs. on each wing	\$1,066.00

**PRECISION DISK 500 - 50 FT.
US PRICE LIST**

SETUP OPTIONS

SD_50097 SETUP

	789096	No setup		No Charge
	789093	Setup at Harve, MT Depot Harve, MT - enter 112427 in the Ship To location on order. To calculate the actual Setup Charges that will appear on your invoice refer to the "Dealer Setup Charges" chart.		No Charge
	789095	Setup at Minot, ND Depot Minot, ND - enter 112425 in the Ship To location on order. To calculate the actual Setup Charges that will appear on your invoice refer to the "Dealer Setup Charges" chart.		No Charge
	789098	Setup Saskatoon SK To calculate the actual Setup Charges that will appear on your invoice refer to the "Dealer Setup Charges" chart.		No Charge
	451210	Setup Sexsmith AB Sexsmith, AB - enter 132635 in the Ship To location on order. To calculate the actual Setup Charges that will appear on your invoice refer to the "Dealer Setup Charges" chart.		No Charge
	789092	Setup Linden AB Linden, AB - enter 112445 in the Ship To location on order. To calculate the actual Setup Charges that will appear on your invoice refer to the "Dealer Setup Charges" chart.		No Charge
	789094	Setup Mundare AB Mundare, AB - enter 112447 in the Ship To location on order. To calculate the actual Setup Charges that will appear on your invoice refer to the "Dealer Setup Charges" chart.		No Charge
	424371	Setup at Winkler, MB Depot Winkler, MB - enter 116470 in the Ship To location on order. To calculate the actual Setup Charges that will appear on your invoice refer to the "Dealer Setup Charges" chart.		No Charge

OPERATOR'S MANUAL

SD_47044 MARKET / MANUALS

	789469	North American English		No Charge
	789470	North American French		No Charge

OTHER EQUIPMENT

SD_20102 HYDRAULIC KIT

	X20102X	No Hydraulic pkg		No Charge
--	---------	------------------	--	-----------

**PRECISION DISK 500 - 50 FT.
US PRICE LIST**

	424349	Rear hitch pkg - Prec Disk Rear hitch hydraulic package for Precision Disk 500 provides hydraulic hoses and fitting from tractor to Tow-Behind Air Systems rear hitch.		\$889.00
SD_41023 REAR HITCH				
	X41023X	No rear hitch		No Charge
	451195	TBH hitch-Plastic tnk air cart For Precision Air 2280, 2330, 3380 and 3430		\$1,287.00
	451196	Tow-Behind hitch -580 Air Cart For Precision Air 3580		\$1,473.00
SD_P8005 SPLIT RANK INSERTS				
Split Rank Header Inserts				
	XP8005X	No Split rank inserts		No Charge
	451197	Split Rank Inserts 7.5" SS Manifold header inserts for split rank seeding; plugs every other secondary run hole, converts drill from 7.5 in to 15 in. spacing.		\$230.00

**PRECISION DISK 500 - 50 FT.
US PRICE LIST**

Factory Supplied Attachments

Order Code	Description	Weight	List Price
Completion Harness			
47505173	Completion harness for drills w/o ECU Drill will have an ECU if ordered with one of the following: in-cab down pressure control, work switch or factory ordered blockage monitoring. See harness completion package selection chart Appendix 2	10 LB	\$862.00
47505177	Completion harness for drills with ECU Drill will have an ECU if ordered with one of the following: in-cab down pressure control, work switch, or factory ordered blockage monitoring. See harness completion package selection chart Appendix 2	10 LB	\$221.00
Cross Tillage Hydraulic Pkg			
47505149	Cross tillage hydraulics for TBH cart	125 LB	\$1,548.00
Tow-Behind Hitch			
47505294	Tow-Behind hitch for 50 and 60 ft. drill Field hitch for towing Tow-Behind Air cart. This hitch connects to the drill frame and connects the Tow-Behind Air System to drill. Use only with 230 up to 430 bushel air carts.	300 LB	\$1,387.00
47505296	Tow-Behind hitch for 50 and 60 ft. drill Field hitch for towing Tow-Behind Air cart. This hitch connects to the drill frame and connects the Tow-Behind Air System to drill. Use only with 580 bushel air carts.	325 LB	\$1,573.00
Split Rank Header Inserts			
47505141	Split Rank Hdr Insert for 50' - 7.5 spac	10 LB	\$230.00
Flow Blockage Pkg- 50 ft. 10"			
47505160	Primary blockage for 50' w/10" drill	80 LB	\$2,665.00
47505167	Secondary blockage for 50' w/10" drill	175 LB	\$13,060.00
Flow Blockage Pkg- 50 ft. 7.5"			
47505153	Primary blockage for 50' w/7.5" drill	80 LB	\$2,665.00
47505166	Secondary blockage for 50' w/7.5" drill	175 LB	\$16,936.00
Air Packages - Tow-Between			
47505298	SS TBT Air Pack for 50' w/10 in. spac	650 LB	\$6,252.00
47505297	SS TBT Air Pack for 50' w/7.5 in. spac	650 LB	\$6,445.00
47505302	SS TBT Air Pack for 50' w/10 in. Ext Extended Wear	825 LB	\$10,601.00
47505300	SS TBT Air Pack for 50' w/7.5 in. Ext Extended Wear	825 LB	\$10,800.00
Air Packages - Tow-Behind			
47505304	SS TBH Air Pack for 50' w/10 in. spac	525 LB	\$5,120.00
47505303	SS TBH Air Pack for 50' w/7.5 in. spac	525 LB	\$5,314.00

**PRECISION DISK 500 - 50 FT.
US PRICE LIST**

	47505307	SS TBH Air Pack for 50' w/10 in. Ext Extended Wear	650 LB		\$8,426.00
	47505306	SS TBH Air Pack for 50' w/7.5 in. Ext Extended Wear	650 LB		\$8,587.00

Weight Brackets

	47505147	Weight bracket for non-mtd tank drill Order weights from Parts Division (p/n 86988727) Maximum allowed 1200 lbs. Total; 600 lbs. on each wing	340 LB		\$1,168.00
--	----------	---	--------	--	------------

**PRECISION DISK 500 - 60 FT.
US PRICE LIST**

Standard Equipment

FRAME:

60 ft. (12.2 m) operating width;
4" x 6" (10cm x 15cm) structural
steel frame members with 6" x 10"
(15cm x 25cm) main spars.
Five section design, with hydraulic
wing fold
Two rank toolbar, with individual
4" x 4", 3/8" wall (10cm x 10cm,
9.5mm wall) rotating sub-bars
Optimized frame design for minimum
transport height.
Hardened wing pins with replaceable
wear bushings
High quality powder paint on all frame
members
Wing float: 15° up, 10° down
Robust welded frame design, provides
superior durability over bolted designs.

HITCH:

Floating with Cat IV hitch
Hardened pins with replaceable wear
bushings

ROW UNITS:

Single disk openers, with single bevel
18" (46cm) disk
Patented parallel link opener for
optimum ground following and seed
placement
Large range of opener travel from
8.5" up to 11.5" down from level soil
surface
Three packer wheel down pressure
settings of 59, 71 and 84 lbs at 1.5"
seeding depth
Patented depth adjustment, one
handed operation with 14 increments
from 0" to 3.5" (0 to 8.9cm) deep.
Integrated trash guard
10" row spacing standard, 7.5" spacing
optional. Optional 7.5" split rank
configuration available

ROW UNITS: (cont.)

Durable design featuring:
Cast frame, link and adjustment
handle
Heavy-duty rubber smooth faced
concave 4" x 12" (10cm x 30cm)
packer wheel
High strength chrome silicon springs
Double row bearing with integral
double lip seals and external shield
Patented scraper design, for optimum
performance, with integral tungsten
carbide wear components
Solid 1.3" (34mm) spindle
Earth metal boron steel coulter
Heavy-duty 1.25" (32mm) main pivot
pins with oil impregnated copper iron
alloy bushings in all locations

DOWN PRESSURE:

Patented single point hydraulic down
pressure system, with optional in cab
adjustment from 200 to 1400 psi
Variable pitch down pressure spring for
improved terrain following (patent
pending)
Double acting down pressure cylinders
with nitro shafting for long life

FLOATATION PACKAGES:

Base, 20 tires total
Single 12.5L - 15 D ply rating tires on
outer wings
Fixed tandem 12.5L - 15 D ply rating
tires on inner wings
Walking tandem 16.5 x 16.1 E ply
rating tires on center section
Optional high floatation, 24 tires total
Walking tandem 12.5L - 15 D ply
rating tires on inner and outer wings
Walking tandem 16.5 x 16.1 E ply
rating tires on center section

PRECISION DISK 500 - 60 FT.
US PRICE LIST

Standard Equipment

TRANSPORT DIMENSIONS AND

WEIGHT:

Working Width - 60 ft.

7.5 in. Spacing

Transport Height 14 ft. 9 in.

Transport Width 18 ft. 8 in.*

Weight 45,500 lbs. **

10 in. Spacing

Transport Height 14 ft. 9 in.

Transport Width 18 ft. 8 in.*

Weight 41,500 lbs. **

*Does not include transport lighting

**Does not include optional equip.

OPTIONAL FEATURES:

In cab downpressure adjustment

High floatation wheel package

Weight brackets

Hydraulic work switch

Extended wear air packs

Split rank air packs

Note: Meets the following ASAE safety standards:

S276.7: Slow-Moving Vehicle
Identification Emblem

S279.15: Lighting and Marking of
Agricultural Equipment on Highways

S318.16: Safety for Agriculture Field
Equipment

S338.5: Safety Chain for Towed
Equipment

S365.8 Braking Criteria for Agricultural
Field Equipment

Requirements for Operation:

3.8 PTO hp minimum per opener, plus as required for additional towed implements (air cart etc.). HP requirement will be higher in tough soil conditions, deeper seeding depths and hilly terrain.

30 GPM minimum recommended hydraulic flow (plus additional required for air cart etc.).

Two hydraulic control valves for wing folding and row unit down pressure.

Additional control valves may be required for air cart/additional implement operation.

2450 psi minimum hydraulic pressure (produced at couplers)

Do not tow more than two implements behind the tractor while transporting between fields.

Do not tow the implement at speeds over 20 mph.

Tractor equipped with 12 volt electrical system with a 7 pin auxiliary electric outlet for warning lights.

Tractor draw bar that can be locked in a stationary position with an intermediate draw bar chain support.

The total towed weight should be less than 1.5 times the maximum operating weight provided by the tractor manufacturer.

The total towed weight should be reduced based on tractor condition and road condition.

Tow-between or tow-behind air delivery system compatible with Precision Disk 500 air disk drill.

PRECISION DISK 500 - 60 FT.
US PRICE LIST

Standard Equipment

Requirements for Operation: (cont.)

Recommend Case IH Precision Air
2280/2330/3380/3430 or 3580 with
ISO 11783 control system, with
Case IH AFS Pro 700 Display/in-cab
display.

- the Precision Disk 500 is not
compatible with the Pro600 display
- the Precision Disk 500 must use
v28* CNH display software or newer

Optional hydraulic in-cab row unit
down-pressure control and hydraulic
work- switch require Case IH AFS
Pro 700 monitor/in-cab display.

Minimum requirements are a starting
point only and should be increased
based on operating conditions in the
field (hills, soil conditions, speed etc),
road transport conditions and other
implements that are used with the drill.
Maximum allowable hydraulic pressure
lower than either 3000 psi or factory
settings for individual tractors.

Product specifications are based on
information available at the time of
publication. These specifications are
subject to change without notice.

Dealer requirements for Unloading
Crane with suitable lift capacity to hoist
drill off trailer or a sunken dock that
will surround 3 sides of the trailer and
allow you to tow drill off after hitch
and wheel spars are attached.

EX WORKS:

Wholegoods
(Ex Works Saskatoon, SK)
Factory Supplied Attachments
(Ex Works Saskatoon, SK)

**PRECISION DISK 500 - 60 FT.
US PRICE LIST**

Models

COMMERCIAL MODEL	WORKING WIDTH	SPACING	Weight	List Price
LG PREC DISK 500	60 ft.	10 in.	20,000 LB	\$194,014.00
LG PREC DISK 500	60 ft.	7.5 in.	20,000 LB	\$224,319.00

Factory Supplied Options

Order Code	Description	Weight	List Price
TRANSPORT WHEELS			
SD_16066 WHEELS AND TIRES			
451133	Standard flotation Single 12.5L – 15 D ply rating tires on outer wings Fixed tandem 12.5L - 15 D ply rating tires on inner wings Walking tandem 16.5 x 16.1 E ply rating tires on center section, quantity 20 total		No Charge
424412	High flotation Walking tandem 12.5L - 15D ply rating tires on inner and outer wings Walking tandem 16.5 x 16.1 E ply rating tires on center section, quantity 24 total		\$5,276.00
ROW UNIT DOWNPRESSURE CONTROL			
SD_20112 HYDRAULIC SYSTEM			
451165	Manual downpressure adjust		No Charge
451166	In-cab downpressure adjust		\$1,174.00
AIR PACKAGES			
SD_P8001 AIR PACKAGE			
Tow-Between			
789130	Air Package TBT SS - 10 in. Air Package for Tow-Between Air Systems - single shoot		No Charge
451137	Air Package TBT - 7.5 in. Air Package for Tow-Between Air Systems - single shoot		No Charge

**PRECISION DISK 500 - 60 FT.
US PRICE LIST**

Tow-Behind			
	789133	Air Pacakge TBH SS - 10 in. Air Package for Tow-Behind Air Systems - single shoot	No Charge
	451141	Air Package TBH - 7.5 in. Air Package for Tow-Behind Air Systems - single shoot	No Charge
Extended Wear, 10 in. Spacing			
	451193	TBT w/10 in. spac SS Ext Wear Air Pkg for Tow-Between Air Systems - single shoot, extended wear	\$3,525.00
	451194	TBH w/10 in. spac SS Ext Wear Air Pkg for Tow-Behind Air Systems - single shoot, extended wear	\$3,525.00
Extended Wear, 7.5 in. Spacing			
	451138	TBT with 7.5 in. spac Ext Wear Air Package for Tow-Between Air Systems - extended wear	\$4,735.00
	451142	TBH with 7.5 in. spac Ext Wear Air Package for Tow-Behind Air Systems - extended wear	\$4,735.00

FLOW BLOCKAGE

SD_P8004 BLOCKAGE MONITORING			
	XP8004X	No Blockage monitor	No Charge
Primary Seed Monitor			
	451199	10 in. Primary Seed Monitor	\$2,565.00
	451198	7.5 in. Primary Seed Monitor	\$2,565.00
Secondary Seed Monitor			
	451201	10 in. Secondary Seed Monitor	\$14,601.00
	451200	7.5 in. Secondary Seed Monitor	\$19,224.00

WORK SWITCH

SD_50127 WORK SWITCH			
	X50127X	No work switch	No Charge
	451164	Hydraulic work switch	\$255.00

WEIGHT KIT

SD_40013 WEIGHT BRACKET OR FRAME			
	X40013X	No weight bracket or frame	No Charge
	723473	Weight brackets Outerwing section two brackets Note: Order weights thru Parts Division (p/n 86988727) Maximum allowed 1200 lbs. Total; 600 lbs. on each wing	\$1,066.00

**PRECISION DISK 500 - 60 FT.
US PRICE LIST**

SETUP OPTIONS

SD_50097 SETUP

	789096	No setup		No Charge
	789093	Setup at Harve, MT Depot Harve, MT - enter 112427 in the Ship To location on order. To calculate the actual Setup Charges that will appear on your invoice refer to the "Dealer Setup Charges" chart.		No Charge
	789095	Setup at Minot, ND Depot Minot, ND - enter 112425 in the Ship To location on order. To calculate the actual Setup Charges that will appear on your invoice refer to the "Dealer Setup Charges" chart.		No Charge
	789098	Setup Saskatoon SK To calculate the actual Setup Charges that will appear on your invoice refer to the "Dealer Setup Charges" chart.		No Charge
	451210	Setup Sexsmith AB Sexsmith, AB - enter 132635 in the Ship To location on order. To calculate the actual Setup Charges that will appear on your invoice refer to the "Dealer Setup Charges" chart.		No Charge
	789092	Setup Linden AB Linden, AB - enter 112445 in the Ship To location on order. To calculate the actual Setup Charges that will appear on your invoice refer to the "Dealer Setup Charges" chart.		No Charge
	789094	Setup Mundare AB Mundare, AB - enter 112447 in the Ship To location on order. To calculate the actual Setup Charges that will appear on your invoice refer to the "Dealer Setup Charges" chart.		No Charge
	424371	Setup at Winkler, MB Depot Winkler, MB - enter 116470 in the Ship To location on order. To calculate the actual Setup Charges that will appear on your invoice refer to the "Dealer Setup Charges" chart.		No Charge

OPERATOR'S MANUAL

SD_47044 MARKET / MANUALS

	789469	North American English		No Charge
	789470	North American French		No Charge

OTHER EQUIPMENT

SD_20102 HYDRAULIC KIT

	X20102X	No Hydraulic pkg		No Charge
--	---------	------------------	--	-----------

**PRECISION DISK 500 - 60 FT.
US PRICE LIST**

	424349	Rear hitch pkg - Prec Disk Rear hitch hydraulic package for Precision Disk 500 provides hydraulic hoses and fitting from tractor to Tow-Behind Air Systems rear hitch.		\$889.00
SD_41023 REAR HITCH				
	X41023X	No rear hitch		No Charge
	451195	TBH hitch-Plastic tnk air cart For Precision Air 2280, 2330, 3380 and 3430		\$1,287.00
	451196	Tow-Behind hitch -580 Air Cart For Precision Air 3580		\$1,473.00
SD_P8005 SPLIT RANK INSERTS				
Split Rank Header Inserts				
	XP8005X	No Split rank inserts		No Charge
	451197	Split Rank Inserts 7.5" SS Manifold header inserts for split rank seeding; plugs every other secondary run hole, converts drill from 7.5 in to 15 in. spacing.		\$230.00

**PRECISION DISK 500 - 60 FT.
US PRICE LIST**

Factory Supplied Attachments

Order Code	Description	Weight	List Price
Completion Harness			
47505173	Completion harness for drills w/o ECU Drill will have an ECU if ordered with one of the following: in-cab down pressure control, work switch or factory ordered blockage monitoring. See harness completion package selection chart Appendix 2	10 LB	\$862.00
47505177	Completion harness for drills with ECU Drill will have an ECU if ordered with one of the following: in-cab down pressure control, work switch, or factory ordered blockage monitoring. See harness completion package selection chart Appendix 2	10 LB	\$221.00
Cross Tillage Hydraulic Pkg			
47505149	Cross tillage hydraulics for TBH cart	125 LB	\$1,548.00
Tow-Behind Hitch			
47505294	Tow-Behind hitch for 50 and 60 ft. drill Field hitch for towing Tow-Behind Air cart. This hitch connects to the drill frame and connects the Tow-Behind Air System to drill. Use only with 230 up to 430 bushel air carts.	300 LB	\$1,387.00
47505296	Tow-Behind hitch for 50 and 60 ft. drill Field hitch for towing Tow-Behind Air cart. This hitch connects to the drill frame and connects the Tow-Behind Air System to drill. Use only with 580 bushel air carts.	325 LB	\$1,573.00
Split Rank Header Inserts			
47505146	Split Rank Hdr Insert for 60' - 7.5 spac	10 LB	\$230.00
Flow Blockage Pkg- 60 ft. 10"			
47505164	Primary blockage for 60' w/10" drill	100 LB	\$3,096.00
47505171	Secondary blockage for 60' w/10" drill	200 LB	\$14,700.00
Flow Blockage Pkg- 60 ft. 7.5"			
47505162	Primary blockage for 60' w/7.5" drill	100 LB	\$3,096.00
47505168	Secondary blockage for 60' w/7.5" drill	200 LB	\$19,301.00
Air Packages - Tow-Between			
47505309	SS TBT Air Pack for 60' w/10 in. spac	725 LB	\$6,914.00
47505308	SS TBT Air Pack for 60' w/7.2 in. spac	725 LB	\$7,089.00
47505313	SS TBT Air Pack for 60' w/10 in. Ext Extended Wear	925 LB	\$12,370.00
47505312	SS TBT Air Pack for 60' w/7.5 in. Ext Extended Wear	925 LB	\$12,544.00
Air Packages - Tow-Behind			
47505317	SS TBH Air Pack for 60' w/10 in. spac	575 LB	\$5,782.00
47505315	SS TBH Air Pack for 60' w/7.5 in. spac	575 LB	\$5,958.00

**PRECISION DISK 500 - 60 FT.
US PRICE LIST**

	47505321	SS TBH Air Pack for 60' w/10 in. Ext Extended Wear	750 LB		\$10,156.00
	47505319	SS TBH Air Pack for 60' w/7.5 in. Ext Extended Wear	750 LB		\$10,331.00

Weight Brackets

	47505147	Weight bracket for non-mtd tank drill Order weights from Parts Division (p/n 86988727) Maximum allowed 1200 lbs. Total; 600 lbs. on each wing	340 LB		\$1,168.00
--	----------	---	--------	--	------------



SUGGESTED DEALER SETUP TIMES

PRECISION DISK 500 AIR DISK DRILL

Base Unit Assembly

50 and 60 ft. drills require the hitch, rear wheel spars and castors to be attached 19 hours

Air pack installation ¼ hour per opener

Blockage installation 5 minutes per sensor

Cross tillage Pack (Hydraulic and Electrical) 3 hours

Electronics diagnostic check ½ hour

NOTE:

*Does not include Final field adjustment and Pre Delivery Inspection.

**No Hydraulic oil is required as unit is pre-charged from the factory.

P1DP

**SUGGESTED DEALER SETUP CHARGES
For Precision Disk 500 (50 and 60 ft.)**

	<u>U.S. \$</u>
Crane Unload Fee	Local Market Price
Handling Fee	\$135.00
Saskatoon Setup Service Admin Fee	\$232.00
Re-Assembly, Hitch, Rear Wheel Spars, Castors - 50 & 60 ft.	\$1,112.94
Single Shoot - Air Pack 7" to 9" per foot	\$23.00
Single Shoot - Air Pack 10" to 12" per foot	\$19.80
Single Shoot Primary Blockage	\$287.00
Secondary "ALL RUN" Blockage - Per Sensor	\$13.10
Electronic Test	\$63.00
Weight Kits	\$62.00



Cross Drill Wiring Harness Package Selections

Appendix 1 - For 30 ft. and 40 ft. Precision Disk 500

	No ECU on Drill	ECU on Drill
TBH Cart without blockage monitoring	47440952	47440953
TBH Cart with blockage monitoring	47440952	47440953
TBT Cart without blockage monitoring	Nothing Required	Nothing Required
TBT Cart with blockage monitoring	47440952	Nothing Required

Appendix 2 - For 50 ft. and 60 ft. Precision Disk 500

	No ECU on Drill	ECU on Drill
TBH Cart without blockage monitoring	47505173	47505177
TBH Cart with blockage monitoring	47505173	47505177
TBT Cart without blockage monitoring	Nothing Required	Nothing Required
TBT Cart with blockage monitoring	47505173	Nothing Required

**PRECISION AIR 2230 SYSTEM
US PRICE LIST**

**(Ex Works - See Standard Equipment)
Standard Equipment**

TANK SIZE:

230 US bushels (8105 liters)
2 Compartment steel tank
Front Compartment - 86 US bu.
(3030 liters)
Rear Compartment - 144 US bu.
(5074 liters)

SEED DELIVERY:

Hydraulic driven single fan
Optional: Hydraulic driven dual fan

WHEELS AND TIRES:

Front Axle - dual castor,
16.5L x 16.1 6PR (AWT) tires
(Tow-Behind System Only)
Rear Axle - 23.1 x 26 10PR AWT
single tires @ 120 in. (3.05 m)
tracking width

MANIFOLD:

Quick change double shoot valves
Maximum of 8 primary 2.5 in. (6.4 cm)
lines per meter roller

METER DRIVE:

Mechanical - ground driven
mechanism with electric clutch
control from cab.

Optional:

Variable - hydraulically driven
mechanism with control from cab

AUGER:

8 in. (20.3 cm) Steel cupped flighting
Variable speed control valve
Top and bottom control

MONITOR SYSTEM:

ISO 11783 Compliant
Monitor/Electronics
Cab Mounted AFS Monitor provides:
Low-Level bin sensors
Fan RPM
Ground speed
Individual meter roller speed
Rate / acre (hectare) readout

TRANSPORT DIMENSIONS:

Ground Clearance:
21 in. (0.53 m)
Height: 13 ft. 3 in. (4.0 m)
Overall Width: 11 ft. 11 in. (3.6 m)
Length Tow-Between (with Auger):
20 ft. 10 in. (6.4 m)
Weight Tow-Between (Empty):
8,570 lbs. (3887 kg)
Weight Tow-Between (Loaded*):
21,737 lbs. (9860 kg)
Length Tow-Behind (with Auger):
18 ft. 11 in. (5.8 m)
Weight Tow-Behind (Empty):
8,810 lbs. (3996 kg)
Weight Tow-Behind (Loaded*):
21,977 lbs. (9969 kg)

* When loaded with 48 lb./ft.³ of
product

AIR SYSTEM CAPACITIES:

Field Loads (at front of hitch):
Maximum Draft
- TBT Cart 30,000 lbs.
Maximum draft
- TBH Cart 15,000 lbs.

Product Rate:

Maximum rate per primary
2.5 in. (6.4 cm) line
40 lbs./min. (18 kg/min.) @
5000 fan RPM

**PRECISION AIR 2230 SYSTEM
US PRICE LIST**

**(Ex Works - See Standard Equipment)
Standard Equipment**

AIR SYSTEM CAPACITIES: (continued)

Note: Transport lighting meets ASAE 279.11 standard.

Requirements for Operation:

Do not tow the implement at speeds over 20 mph (32 kmph).

Do not tow a loaded air system while transporting the implement between fields.

Do not tow more than two implements behind the tractor while transporting between fields.

The total towed weight should be less than 1.5 times the maximum operating weight provided by the tractor manufacturer.

The total towed weight should be reduced based on tractor condition and road conditions.

Tractor draw bar that can be locked in a stationary position with an intermediate draw bar chain support

Tractor equipped with 12-volt electrical system with a 7 pin auxiliary electric outlet for warning lights

Closed center or load sensing hydraulic system for tractor required

One hydraulic control valve for fan and auger

Maximum Case Drain pressure must be less than 25 psi (172 kPa).

Requirements for Operation: (cont.)

Case Drain oil flow:
1 US gpm (3.8 lpm),
VR Cart - 3.5 US gpm (13.2 lpm)

Electrical system: capable of 6.5 amp nominal, 16 amp peak current draw (VR Cart - 3.5 amp nominal/peak)

Variable drive carts require a 12 volt, 550 cold cranking amp battery that is not supplied. The recommended battery is 12V lead acid, deep cycle, BCI group size 24, minimum 120 minutes RC (reserve capacity).

20 US gpm (75.7 lpm) @
5000 fan RPM hydraulic oil flow

Additional 1.25 US gpm (4.7 lpm) per meter required for variable rate meter drives

Typical hydraulic pressure requirement is 2500 psi (17.2 MPa) but the requirement may increase to 3000 psi (20.7 MPa) with high product rates*

* Minimum requirements are a starting point only and should be increased based on operating conditions and other implements that are used with the drill. Maximum allowable hydraulic pressure lower than either 3000 psi (20.7 MPa) or factory settings for individual tractors.

EX WORKS:

Wholegoods
(Ex Works Saskatoon, SK)
(Freight Equalized Fargo, ND)
Factory Supplied Attachments
(Ex Works Saskatoon, SK)

**PRECISION AIR 2230 SYSTEM
US PRICE LIST**

(Ex Works - See Standard Equipment)
Models

COMMERCIAL MODEL	TANK SIZE	Weight	List Price
PREC AIR 2230	230 BUSHELS	3,390 LB	\$50,640.00

Factory Supplied Options

Order Code	Description	Weight	List Price
HITCH TYPE			
SD_41039 HITCH			
	789284 Tow-Between	2,544 LB	No Charge
	789283 Tow-Behind Includes Transport Light Bar	2,009 LB	\$2,249.00
FAN AND FAN DRIVE			
SD_P6201 FAN			
Hydraulic Drive			
	789286 Single fan See Appendix - Single/Dual Fan Selection Guide	308 LB	No Charge
	789285 Dual fan See Appendix - Single/Dual Fan Selection Guide	569 LB	\$1,949.00
METER DRIVE			
SD_P8501 SEED METER DRIVE			
	789287 Mechanical drive	362 LB	No Charge
	789065 Variable Rate Hydraulic Drive Does not come with battery. A 12-volt, 550 cold cranking amp or greater battery is recommended. Order through Parts Division.	1,053 LB	\$3,944.00
AUGER			
SD_P5501 AUGER			
	789432 Steel cupped flighting	932 LB	No Charge
	789433 PVC cupped flighting	453 LB	\$952.00

**PRECISION AIR 2230 SYSTEM
US PRICE LIST**

(Ex Works - See Standard Equipment)

FRONT WHEELS AND TIRES (TOW BEHIND SYSTEMS ONLY)

SEE APPENDIX - FRONT WHEELS AND TIRES CHART FOR APPROPRIATE TIRE OPTION

SD_P5101 TIRES

	XP5101X	No selection		No Charge
Dual tires with 8 bolt hub				
	789290	16.5L x 16.1 R3 AWT Front wheels and tires	726 LB	No Charge
	789291	16.5L x 16.1 R3 STII Front wheels and tires	690 LB	\$140.00
	789292	16.5L x 16.1 R1 Grip Front wheels and tires	731 LB	\$157.00
Row Crop caster 120in. spacing				
	789293	16.5L x 16.1 R3 AWT Front wheels and tires	1,908 LB	\$5,317.00
	789294	16.5L x 16.1 R3 STII Front wheels and tires		\$5,456.00
	789295	16.5L x 16.1 R1 Grip Front wheels and tires	1,909 LB	\$5,469.00

REAR AXLE WIDTH - CENTER TO CENTER

SD_15011 REAR AXLE

	424421	Standard rear tracking width of 120 in./3.05 m centers, 20 in./50.8 cm and 30 in./76.2 cm rows		No Charge
--	--------	---	--	-----------

REAR WHEELS AND TIRES

SEE APPENDIX - REAR WHEELS AND TIRES CHART. CERTAIN OPTIONS ARE NOT AVAILABLE DEPENDENT ON CART TYPE.

SD_16066 WHEELS AND TIRES

Single Tires 23.1 x 26				
	789447	10PR R3 AWT, 3.5 in. axle	1,795 LB	No Charge
	789445	10PR R1 Grip, 3.5 in. axle	1,905 LB	(\$175.00)
	789446	10PR R2 Rice, 3.5 in. axle	1,955 LB	\$1,005.00
	789448	12PR R1 Grip 3.5 in. axle	1,955 LB	\$441.00
	789449	12PR R3 AWT 3.5 in. axle	1,737 LB	\$566.00
Single Tires 28L x 26				
	789450	10PR R1 Grip 3.5 in. axle	2,149 LB	\$993.00
Single Tires 30.5L x 32				
	789456	12PR R1 Grip, 3.5 in. axle	2,677 LB	\$2,911.00
	789457	12PR R3 AWT, 3.5 in. axle	2,527 LB	\$3,346.00
	789451	12PR R1 Grip, 4.5 in. axle	2,927 LB	\$5,071.00

**PRECISION AIR 2230 SYSTEM
US PRICE LIST**

(Ex Works - See Standard Equipment)

	789452	12PR R3 AWT, 4.5 in. axle	2,622 LB	\$5,515.00
Dual Tires 14.9R x 46				
	789454	8PR R1 Grip, 5.5 in. axle Operates in 20 or 32 in. rows		\$16,228.00
	789455	8PR R1 Grip, 4.5 in. axle Operates in 20 in. rows	4,406 LB	\$9,109.00
Dual Tires 18.4 x 38				
	789453	8PR R1 Grip 5.5 in. axle Operates in 20 or 32 in. rows	4,113 LB	\$14,132.00

FIELD HITCH

SD_41012 FIELD HITCH

	X41012X	No field hitch		
		if HITCH is Tow-Between		No Charge
		if HITCH is Tow-Behind		(\$949.00)
Rear Field Hitches for TBH				
	789298	Hitch for Sm hoe drill /Chisel For Flex Hoe 400 Drill / Flex Till 600 Chisel Plow Flex Till 600 requires Field Hitch Mounts. Order from Factory Supplied Accessories section of FT 600 price pages.	312 LB	No Charge
	789461	Hitch for Precision Disk 30 PD30 requires intermediate hitch. Order from Factory Supplied Accessories section of Precision Disk 30/40 price pages.	297 LB	\$117.00
	789462	Hitch for Precision Disk 40	340 LB	\$50.00

MONITOR

SD_25003 CAB DISPLAY MONITOR

	X25003X	No Display monitor Tractor must be equipped with ISO11783 display and wiring harness		No Charge
	451102	AFS Pro 700 Display This package is for tractors that are not equipped with an ISO11783 display. Package includes AFS Pro 700 display and mounting hardware. If tractor not equipped with ISO11783 tractor harness, then must be ordered from Factory Supplied Accessories.		\$5,083.00
	451107	AFS Pro 700 w/Switchbox This package is for tractors that are not equipped with an ISO11783 display. Package includes AFS Pro 700 display, switchbox and mounting hardware. If tractor not equipped with ISO11783 tractor harness, then must be ordered from Factory Supplied Accessories.		\$5,436.00

**PRECISION AIR 2230 SYSTEM
US PRICE LIST**

(Ex Works - See Standard Equipment)

	789306	Switchbox only This package is for ISO 11783 equipped tractors and provides the optional switchbox and required mounting hardware to work in conjunction with the display already present in the tractor cab. Appropriate switchbox ISO11783 adapter harness must be ordered from Factory Supplied Accessories.	1 LB		\$374.00
--	--------	--	------	--	----------

COMPLETION PACKAGE (AIR STREAM)

SEE APPENDIX - COMPLETION PACKAGES

SD_P9101 COMPLETION PACKAGE

	XP9101X	No selection			No Charge
Completion Pkgs - Single Shoot					
	789309	Single shoot - 3 Run			
		if HITCH is Tow-Between	73 LB		\$324.00
		if HITCH is Tow-Behind	73 LB		\$565.00
	789311	Single shoot - 4 Run			
		if HITCH is Tow-Between	94 LB		\$427.00
		if HITCH is Tow-Behind	94 LB		\$704.00
	789313	Single shoot-5 Run sm hoe drill Not for Precision Hoe 800			
		if HITCH is Tow-Between	120 LB		\$442.00
		if HITCH is Tow-Behind	120 LB		\$888.00
	424773	Single shoot-5 Run prec drill For 50 ft. Precision Hoe 800			
		if HITCH is Tow-Between			\$455.00
		if HITCH is Tow-Behind			\$914.00
	789315	Single shoot - 6 Run			
		if HITCH is Tow-Between	137 LB		\$516.00
		if HITCH is Tow-Behind	137 LB		\$985.00
	789319	Single shoot - 8 Run			
		if HITCH is Tow-Between	188 LB		\$695.00
		if HITCH is Tow-Behind	188 LB		\$1,373.00
Compl Pkgs - Ext Wear Single					
	789327	Extended wear - 3 Run Includes extended wear 2.5 in. hose			
		if HITCH is Tow-Between	115 LB		\$741.00
		if HITCH is Tow-Behind	115 LB		\$1,405.00
	789329	Extended wear - 4 Run Includes extended wear 2.5 in. hose			
		if HITCH is Tow-Between	119 LB		\$791.00
		if HITCH is Tow-Behind	119 LB		\$1,462.00
	789331	Extended wear - 5 Run Not for Precision Hoe 800 Includes extended wear 2.5 in. hose			
		if HITCH is Tow-Between	159 LB		\$806.00

**PRECISION AIR 2230 SYSTEM
US PRICE LIST**

(Ex Works - See Standard Equipment)

		if HITCH is Tow-Behind	159 LB		\$2,135.00
	424771	Extended wear -5 Run for PHD For 50 ft. Precision Hoe 800 Includes extended wear 2.5 in. hose			
		if HITCH is Tow-Between			\$825.00
		if HITCH is Tow-Behind			\$2,161.00
	789333	Extended wear - 6 Run Includes extended wear 2.5 in. hose			
		if HITCH is Tow-Between	160 LB		\$1,473.00
		if HITCH is Tow-Behind	160 LB		\$2,141.00
	789337	Extended wear - 8 Run Includes extended wear 2.5 in. hose			
		if HITCH is Tow-Between	238 LB		\$1,539.00
		if HITCH is Tow-Behind	238 LB		\$2,872.00
Completion Pkgs - Double Shoot					
	789321	Double shoot - 3 Run Includes double shoot intermediate manifold			
		if HITCH is Tow-Between	256 LB		\$882.00
		if HITCH is Tow-Behind	256 LB		\$1,361.00
	789322	Double shoot - 4 Run Includes double shoot intermediate manifold			
		if HITCH is Tow-Between	264 LB		\$1,094.00
		if HITCH is Tow-Behind	264 LB		\$1,643.00
	789323	Dble shoot-5 Run sm hoe drill Not for Precision Hoe 800 Includes double shoot intermediate manifold			
		if HITCH is Tow-Between	272 LB		\$1,115.00
		if HITCH is Tow-Behind	272 LB		\$2,008.00
	424772	Dble shoot-5 Run prec drill For 50 ft. Precision Hoe 800 Includes double shoot intermediate manifold			
		if HITCH is Tow-Between			\$1,149.00
		if HITCH is Tow-Behind			\$2,068.00
	789324	Double shoot - 6 Run Includes double shoot intermediate manifold			
		if HITCH is Tow-Between	350 LB		\$1,268.00
		if HITCH is Tow-Behind	350 LB		\$2,206.00
	789326	Double shoot - 8 Run Includes double shoot intermediate manifold			
		if HITCH is Tow-Between	444 LB		\$1,625.00
		if HITCH is Tow-Behind	444 LB		\$2,982.00
Compl. Pkgs-5310 Nutri-Tiller					
	424960	Extended wear - 6 Run For 30 ft. 5310 Nutri-tiller Includes extended wear 2.5 in. hose For Tow-Between			\$930.00

**PRECISION AIR 2230 SYSTEM
US PRICE LIST**

(Ex Works - See Standard Equipment)

	424961	Extended wear - 8 Run For 40 ft. 5310 Nutri-tiller Includes extended wear 2.5 in. hose For Tow-Between		\$1,873.00
--	--------	---	--	------------

METER ROLLER 1

SD_P8401 METER ROLLERS 1

	XP8401X	No meter roller - 1		No Charge
	789472	Extra Fine - 1	23 LB	\$603.00
	789473	Fine - 1	20 LB	\$603.00
	789474	Coarse - 1	20 LB	\$603.00
	789475	Extra Coarse - 1	34 LB	\$603.00

METER ROLLER 2

SD_P8402 METER ROLLERS 2

	XP8402X	No meter roller - 2		No Charge
	789479	Extra Fine - 2	22 LB	\$603.00
	789480	Fine - 2	21 LB	\$603.00
	789481	Coarse - 2	20 LB	\$603.00
	789482	Extra Coarse - 2	19 LB	\$603.00

METER ROLLER 3

SD_P8403 METER ROLLERS 3

	XP8403X	No meter roller - 3		No Charge
	789483	Extra Fine - 3		\$603.00
	789484	Fine - 3		\$603.00
	789485	Coarse - 3		\$603.00
	789486	Extra Coarse - 3		\$603.00

LIGHTING

SD_06023 LIGHT BAR

	X06023X	No light bar		No Charge
	424802	Transport light bar Required for Tow-Between Air Systems if transported separately from seeding tool. See Appendix - Transport Lighting with Air Cart and Seedtool chart to determine which items are required for the air system to meet ASAE 279.11 standard. Not required with Tow-Behind hitch.		\$603.00

**PRECISION AIR 2230 SYSTEM
US PRICE LIST**

(Ex Works - See Standard Equipment)

SD_06024 LIGHT EXTENSION KIT

	X06024X	No light extension kit		No Charge
	424803	Transport light bar extension Required for TBT and TBH Air Systems if transported separately from seeding tool or wider than seeding tool.		\$413.00

SD_06026 LIGHT PACKAGE

	X06026X	No service center light		No Charge
	451040	Field Lighting Package		\$604.00

SD_06066 LIGHTING

	X06066X	No Lighting Selection		No Charge
	789381	Transport light bar lamps and flasher module. Required for TBT Air System if transported separately from seeding tool.	9 LB	\$318.00

SD_06076 AUGER LIGHTING

	X06076X	No Auger Lighting		No Charge
	451168	Field Lighting for Auger		\$356.00

SETUP OPTIONS

SD_50097 SETUP

	789096	No setup		No Charge
Set-Up Charges Added to Inv.				
	789093	Setup at Harve, MT Depot Harve, MT - enter 112427 in the Ship To location on order. To calculate the actual Setup Charges that will appear on your invoice refer to the "Dealer Setup Charges" chart.		No Charge
	789095	Setup at Minot, ND Depot Minot, ND - enter 112425 in the Ship To location on order. To calculate the actual Setup Charges that will appear on your invoice refer to the "Dealer Setup Charges" chart.		No Charge
	789098	Setup Saskatoon SK To calculate the actual Setup Charges that will appear on your invoice refer to the "Dealer Setup Charges" chart.		No Charge
	451093	Setup Coaldale AB Coaldale, AB - enter 125403 in the Ship To location on order. To calculate the actual Setup Charges that will appear on your invoice refer to the "Dealer Setup Charges" chart.		No Charge
	451210	Setup Sexsmith AB Sexsmith, AB - enter 132635 in the Ship To location on order. To calculate the actual Setup Charges that will appear on your invoice refer to the "Dealer Setup Charges" chart.		No Charge

**PRECISION AIR 2230 SYSTEM
US PRICE LIST**

(Ex Works - See Standard Equipment)

	789092	Setup Linden AB Linden, AB - enter 112445 in the Ship To location on order. To calculate the actual Setup Charges that will appear on your invoice refer to the "Dealer Setup Charges" chart.		No Charge
	789094	Setup Mundare AB Mundare, AB - enter 112447 in the Ship To location on order. To calculate the actual Setup Charges that will appear on your invoice refer to the "Dealer Setup Charges" chart.		No Charge
	424371	Setup at Winkler, MB Depot Winkler, MB - enter 116470 in the Ship To location on order. To calculate the actual Setup Charges that will appear on your invoice refer to the "Dealer Setup Charges" chart.		No Charge

OPERATOR'S MANUAL

SD 47044 MARKET / MANUALS

	789469	North American English		No Charge
	789470	North American French		No Charge

OTHER EQUIPMENT

SD_20102 HYDRAULIC KIT

	X20102X	No Hydraulic pkg		No Charge
	424349	Rear hitch pkg - Prec Disk Rear hitch hydraulic package for Precision Disk 30/40 Provides hydraulic hoses and fitting from tractor to Tow-Behind Air System rear hitch.	84 LB	\$547.00
	424351	Rear hitch pkg - Sm. hoe drill Rear hitch hydraulic package for Flex Hoe 400 Provides hydraulic hoses and fitting from tractor to Tow-Behind Air System rear hitch.	88 LB	\$577.00
	424352	Rear hitch pkg - Chisel plow Rear hitch hydraulic package for Flex Till 600 Provides hydraulic hoses and fitting from center of tillage to Tow-Behind Air System rear hitch. Hydraulic tee package 424350 is required to tee into wing lift circuit of tillage unit.	25 LB	\$290.00
	424350	Hydraulic tee package Rear hitch hydraulic package Provides hydraulic hoses and fitting from tractor to Tow-Behind Air System rear hitch.	14 LB	\$232.00

SD 27040 SENSORS

	X27040X	No selection		No Charge
	789387	Bin level depth gauges Quantity 2 - one per tank	2 LB	\$508.00

**PRECISION AIR 2230 SYSTEM
US PRICE LIST**

(Ex Works - See Standard Equipment)

SD_27048 VELOCITY SENSORS

	X27048X	No selection			No Charge
	789388	Air velocity sensors Quantity 2 - one per meter box	4 LB		\$284.00

SD_41023 REAR HITCH

	X41023X	No rear hitch			No Charge
	789391	Rear Hitch for towing liquid tank or other implement	295 LB		\$681.00

SD_P5502 AUGER SCREEN

	XP5502X	No auger screen			No Charge
	451041	Sm. shield 1 in. auger screen			\$223.00

**PRECISION AIR 2230 SYSTEM
US PRICE LIST**

(Ex Works - See Standard Equipment)
Factory Supplied Attachments

Order Code	Description	Weight	List Price
Transport Lighting and Marking			
87501738	Transport Light Bar Extension Required for Air System if transported separate from seeding tool. Required if Air System is wider than seeding tool.	24 LB	\$412.00
87501737	Transport Light Bar For use on Tow-Between.	24 LB	\$541.00
131219	Transport Light Bar Lamps/Flasher Module Required for Air Systems if transported separate from seeding tool.	10 LB	\$318.00
Meter Rollers Extra Fine			
125013	Meter Roller 3 Run Extra Fine	20 LB	\$603.00
125014	Meter Roller 4 Run Extra Fine	20 LB	\$603.00
125015	Meter Roller 5 Run Extra Fine	20 LB	\$603.00
125016	Meter Roller 6 Run Extra Fine	20 LB	\$603.00
125018	Meter Roller 8 Run Extra Fine	20 LB	\$603.00
Meter Rollers Fine			
125023	Meter Roller 3 Run Fine	20 LB	\$603.00
125024	Meter Roller 4 Run Fine	20 LB	\$603.00
125025	Meter Roller 5 Run Fine	20 LB	\$603.00
125026	Meter Roller 6 Run Fine	20 LB	\$603.00
125028	Meter Roller 8 Run Fine	20 LB	\$603.00
Meter Rollers Coarse			
125033	Meter Roller 3 Run Coarse	20 LB	\$603.00
125034	Meter Roller 4 Run Coarse	20 LB	\$603.00
125035	Meter Roller 5 Run Coarse	20 LB	\$603.00
125036	Meter Roller 6 Run Coarse	20 LB	\$603.00
125038	Meter Roller 8 Run Coarse	20 LB	\$603.00
Meter Rollers Extra Coarse			
125093	Meter Roller 3 Run Extra Coarse	20 LB	\$603.00
125094	Meter Roller 4 Run Extra Coarse	20 LB	\$603.00
125095	Meter Roller 5 Run Extra Coarse	20 LB	\$603.00
125096	Meter Roller 6 Run Extra Coarse	20 LB	\$603.00
125098	Meter Roller 8 Run Extra Coarse	20 LB	\$603.00
Cross Tillage Ext - TBH			
129199	Monitor cable extension - 40 ft. 5 in. Cross Tillage electronic harness REQUIRED for Tow-Behind Air Systems if not ordered with the air drill or tillage unit.	2 LB	\$591.00
129166	Cross tillage monitor cable ext For Precision Disk 30 or 40. Required for Tow-Behind System if not ordered with the drill.	2 LB	\$748.00

**PRECISION AIR 2230 SYSTEM
US PRICE LIST**

(Ex Works - See Standard Equipment)

	129140	Fan/Auger hydraulic hose extension Precision Air 2230, 2280, 2330, 3380 and 3430 Tow-Behind Air system. REQUIRED for Tow-Behind Air Systems	66 LB	\$1,244.00
	87505511	PA 2 Tank PD XTIL Fan Hyd Fan/Auger hydraulic hose extension for PD30 with PA 2230 Tow-Behind Air System	86 LB	\$1,535.00
	129181	Hydraulic Ext Pck PD 40 Fan/Auger hydraulic hose extension for PD40 with PA 2230 Tow-Behind Air System	83 LB	\$1,587.00

Monitors

	84472476	Display, large touch screen AFS 700 Pro	5 LB	\$5,182.00
	87668604	Switchbox with Mounting Hardware	1 LB	\$353.00
	87668624	Harness, ISO Switchbox CNH non-4WD	1 LB	\$190.00
	84222034	Harness, ISO Switchbox CNH 4WD	1 LB	\$190.00
	84222032	Harness, tractor Tractors not equipped with an ISO 11783 compatible harness requires this tractor harness.	1 LB	\$366.00
	84261536	Power Adapter Cable for Monitor This adaptor is only required for tractors not equipped with ISO 3-pin 12V power plug-in to provide a 12V power source for the monitor.	1 LB	\$101.00

Field Hitches

	129150	Hitch Field ATD Air Till Drill For Flex Hoe 400 and Flex Till 600 Flex Till 600 requires Field Hitch Mounts. Order from Factory Supplied Accessories section of Flex Till 600 price pages.	533 LB	\$1,014.00
	129156	Hitch Field SDX 16.5 Tire ADX For Precision Disk 30 Requires Intermediate Hitch. Order from Factory Supplied Accessories section of Precision Disk air drill price pages.	297 LB	\$1,031.00
	129182	Hitch Field SDX 40 For Precision Disk 40		\$1,067.00

Air Stream Pkgs - SS - TBH

	87506322	Completion Package 3 Run SS TBH	71 LB	\$564.00
	138936	Completion Package 4 Run SS TBH	82 LB	\$705.00
	138938	Completion Package 5 Run SS TBH	105 LB	\$888.00
	87505535	Completion Package 6 Run SS TBH	116 LB	\$985.00
	138942	Completion Package 8 Run SS TBH	163 LB	\$1,372.00

Air Stream Pkgs Extended wear

	87506314	Completion Package 3 Run SS TBH	115 LB	\$1,403.00
	87506316	Completion Package 4 Run SS TBH	115 LB	\$1,463.00
	87506318	Completion Package 5 Run SS TBH	160 LB	\$2,136.00
	87506320	Completion Package 6 Run SS TBH	160 LB	\$2,142.00
	87505539	Completion Package 8 Run SS TBH	239 LB	\$2,870.00

**PRECISION AIR 2230 SYSTEM
US PRICE LIST**

(Ex Works - See Standard Equipment)

Air Stream Pkgs - DS - TBH

	138952	Completion Package 3 Run DS TBH	154 LB	\$1,361.00
	138954	Completion Package 4 Run DS TBH	163 LB	\$1,644.00
	87506325	Completion Package 5 Run DS TBH		\$2,008.00
	138958	Completion Package 6 Run DS TBH	232 LB	\$2,206.00
	138960	Completion Package 8 Run DS TBH	173 LB	\$2,981.00

Air Stream Pkgs Tow-Between

	87506323	Completion Package 3 Run SS TBT	39 LB	\$323.00
	138937	Completion Pacakge 4 Run SS TBT	52 LB	\$426.00
	138939	Completion Package 5 Run SS TBT	52 LB	\$442.00
	87505536	Completion Package 6 Run SS TBT	61 LB	\$517.00
	87505537	Completion Package 8 Run SS TBT	87 LB	\$694.00

Air Stream Pkgs Extended wear.

	87506315	Completion Package 3 Run SS TBT	45 LB	\$741.00
	87506317	Completion Package 4 Run SS TBT	50 LB	\$791.00
	87506319	Completion Package 5 Run SS TBT	50 LB	\$807.00
	138923	Completion Package 6 Run SS TBT	120 LB	\$1,474.00
	87506321	Completion Package 8 Run SS TBT	129 LB	\$1,540.00
	84317931	Completion Package 6 Run TBT - Extd Wear For use with Case IH 30 ft. Nutri-tiller 5310 strip till unit. Includes extended wear 2.5 in. hose.	160 LB	\$930.00
	84317932	Completion Package 8 Run TBT - Extd Wear For use with Case IH 40 ft. Nutri-tiller 5310 strip till unit. Includes extended wear 2.5 in. hose.	239 LB	\$1,873.00

Air Stream Pkgs - DS - TBT

	87506324	Completion Package 3 Run DS TBT Requires DS Intermediate Manifold listed below, 125070.	78 LB	\$883.00
	138955	Completion Package 4 Run DS TBT Requires DS Intermediate Manifold listed below, 125070.	91 LB	\$1,095.00
	138957	Completion Package 5 Run DS TBT Requires DS Intermediate Manifold listed below, 125070.	91 LB	\$1,115.00
	87506326	Completion Package 6 Run DS TBT Requires DS Intermediate Manifold listed below, 125070.	106 LB	\$1,813.00
	87505538	Completion Package 8 Run DS TBT Requires DS Intermediate Manifold listed below, 125070.	160 LB	\$1,625.00

Air Stream Pkgs-Double shoot I

	125070	Double Shoot Intermediate Manifold Single to Dual Conversion	67 LB	\$237.00
--	--------	---	-------	----------

Rear Hitch TBH Air System

	131215	Hitch Rear Tbh Adx 2180/2230 Rear hitch for towing liquid tank or other implement	267 LB	\$682.00
	129175	Hydraulic Adx 2Tank 40 ft. R.Ht Rear hitch hydraulic package - Precision Disk		\$546.00
	129176	Hydraulic Adx 2Tank 47 ft. R.Ht Rear hitch hydraulic package - Flex Hoe 400		\$577.00

**PRECISION AIR 2230 SYSTEM
US PRICE LIST**

(Ex Works - See Standard Equipment)

	129194	Kit Hyd Pkg Hitch Opt Ptx St Rear hich hydraulic package - Flex Till 600	21 LB	\$290.00
	129197	Hydraulic Tee Package - Flex Till 600 Provides hydraulic hoses and fitting from center of tillage to Tow-Behind Air System rear hitch. Hydraulic tee package is required to tee into wing lift circuit of tillage unit.	12 LB	\$230.00

Air Packages Tow-Behind

	87506327	Air pkg generic 3 run TBH SS CIH Require Cross Tillage Extensions from Factory Supplied Attachments Order 1 package for single shoot system, 2 packages for double shoot. From Quick Connect on chisel plow hitch to ground tool.	138 LB	\$1,137.00
	87506328	Air pkg generic 4 run TBH SS CIH Require Cross Tillage Extensions from Factory Supplied Attachments Order 1 package for single shoot system, 2 packages for double shoot. From Quick Connect on chisel plow hitch to ground tool.	271 LB	\$1,884.00
	139206	Air pkg generic 6 run TBH SS CIH Require Cross Tillage Extensions from Factory Supplied Attachments Order 1 package for single shoot system, 2 packages for double shoot. From Quick Connect on chisel plow hitch to ground tool.	360 LB	\$2,539.00
	87506330	Air pkg generic 8 run TBH SS CIH Require Cross Tillage Extensions from Factory Supplied Attachments Order 1 package for single shoot system, 2 packages for double shoot. From Quick Connect on chisel plow hitch to ground tool.	443 LB	\$3,350.00

Air Packages Tow-Between

	87506331	Air pkg generic 3 run TBT SS CIH Order 1 package for single shoot system, 2 packages for double shoot. From Quick Connect on chisel plow hitch to ground tool.	291 LB	\$1,952.00
	87506332	Air pkg generic 4 run TBT SS CIH Order 1 package for single shoot system, 2 packages for double shoot. From Quick Connect on chisel plow hitch to ground tool.	291 LB	\$2,537.00
	87506333	Air pkg generic 6 run TBT SS CIH Order 1 package for single shoot system, 2 packages for double shoot. From Quick Connect on chisel plow hitch to ground tool.	499 LB	\$3,650.00
	87506304	Air pkg generic 8 run TBT SS CIH Order 1 package for single shoot system, 2 packages for double shoot. From Quick Connect on chisel plow hitch to ground tool.	626 LB	\$4,610.00

Air Packages Easy Flow Headers

	138681	Completion Package 7 Port Order with generic air packs. Order 1 package for single shoot system, 2 packages for double shoot. From Quick Connect on chisel plow hitch to ground tool.	4 LB	\$145.00
--	--------	---	------	----------

**PRECISION AIR 2230 SYSTEM
US PRICE LIST**

(Ex Works - See Standard Equipment)

	87506312	Completion Package 8 Port Order with generic air packs. Order 1 package for single shoot system, 2 packages for double shoot. From Quick Connect on chisel plow hitch to ground tool.	4 LB		\$145.00
	138683	Completion Package 9 Port Order with generic air packs. Order 1 package for single shoot system, 2 packages for double shoot. From Quick Connect on chisel plow hitch to ground tool.	4 LB		\$145.00
	138684	Completion Package 10 Port Order with generic air packs. Order 1 package for single shoot system, 2 packages for double shoot. From Quick Connect on chisel plow hitch to ground tool.	4 LB		\$145.00
	87505534	Completion Package 11 Port Order with generic air packs. Order 1 package for single shoot system, 2 packages for double shoot. From Quick Connect on chisel plow hitch to ground tool.	4 LB		\$145.00
	138686	Completion Package 12 Port Order with generic air packs. Order 1 package for single shoot system, 2 packages for double shoot. From Quick Connect on chisel plow hitch to ground tool.	4 LB		\$145.00

Row Crop Air Pkg High Capacity

	128890	Rowcrop Dist Pkg 3 Run 6 Row See Appendix - Row Crop Air Packages Chart. Package consists of 2-1/2" primary hoses which are split into two 1-3/4" hoses for High Capacity rates. For Standard Capacity rates the 1-3/4" hoses are split again into two 1-1/4" hoses. These packages are intended to be installed on a planter or strip-till bar enabling the distribution of granular fertilizer, they ARE NOT intended to be used for seed distribution.	88 LB		\$719.00
	128891	Rowcrop Dist Pkg 4 Run 8 Row See Appendix - Row Crop Air Packages Chart. Package consists of 2-1/2" primary hoses which are split into two 1-3/4" hoses for High Capacity rates. For Standard Capacity rates the 1-3/4" hoses are split again into two 1-1/4" hoses. These packages are intended to be installed on a planter or strip-till bar enabling the distribution of granular fertilizer, they ARE NOT intended to be used for seed distribution.	127 LB		\$1,053.00
	128897	Rowcrop Dist Pkg 5 Run 10 Row See Appendix - Row Crop Air Packages Chart. Package consists of 2-1/2" primary hoses which are split into two 1-3/4" hoses for High Capacity rates. For Standard Capacity rates the 1-3/4" hoses are split again into two 1-1/4" hoses. These packages are intended to be installed on a planter or strip-till bar enabling the distribution of granular fertilizer, they ARE NOT intended to be used for seed distribution.	154 LB		\$1,243.00

**PRECISION AIR 2230 SYSTEM
US PRICE LIST**

(Ex Works - See Standard Equipment)

	128893	Rowcrop Dist Pkg 6 Run 12 Row See Appendix - Row Crop Air Packages Chart. Package consists of 2-1/2" primary hoses which are split into two 1-3/4" hoses for High Capacity rates. For Standard Capacity rates the 1-3/4" hoses are split again into two 1-1/4" hoses. These packages are intended to be installed on a planter or strip-till bar enabling the distribution of granular fertilizer, they ARE NOT intended to be used for seed distribution.	158 LB		\$1,318.00
	128895	Rowcrop Dist Pkg 8 Run 16 Row See Appendix - Row Crop Air Packages Chart. Package consists of 2-1/2" primary hoses which are split into two 1-3/4" hoses for High Capacity rates. For Standard Capacity rates the 1-3/4" hoses are split again into two 1-1/4" hoses. These packages are intended to be installed on a planter or strip-till bar enabling the distribution of granular fertilizer, they ARE NOT intended to be used for seed distribution.	229 LB		\$1,904.00

Row Crop Air Pkg Std Capacity

	128892	Rowcrop Dist Pkg 3 Run 12 Row	158 LB		\$1,283.00
	128894	Rowcrop Dist Pkg 4 Run 16 Row	208 LB		\$1,778.00
	128896	Rowcrop Dist Pkg 6 Run 24 Row	320 LB		\$2,546.00
	128094	Air Vent For Opener Row crop air vent. Air Vents are required when applying high rates of fertilizer through an opener that may cause some restriction. Air Vents may also be necessary when reducing the number of outlets to the shanks of a drill. (ex. Changing Precision Disk from 7-1/2" to 15" spacing.	2 LB		\$47.00

Generic Field Hitch Mount

	87505509	Tow Behind cart mount. 4 in. x 4 in. frame implement	78 LB		\$388.00
--	----------	---	-------	--	----------

Air System Misc Options

	131321	Fender St Tbh Front Caster For Tow-Behind front caster.			\$348.00
	131224	Oil Cooler Opt Single Fan Adx Oil cooler order 1 for single fan and 2 for dual fan Can not be used with PTO fan drive.	98 LB		\$823.00
	129170	Tillage mounted work switch	19 LB		\$394.00
	131209	Air velocity sensors Quantity 2 - one per meter box.	1 LB		\$284.00
	131504	Ultra sonic bin sensor 2 tank CIH quantity 2 - one per tank.	2 LB		\$508.00

Field Lighting

	131319	Beacon Adx 2180/2230/3260 Beacon option	5 LB		\$297.00
	131210	Field Lighting Adx 2180/2230 2 lights.	5 LB		\$378.00
	131211	Field Lighting For Auger	3 LB		\$281.00
	129168	Transport/Field Light Ext 372 in. Field lighting cable extension for PD30 with PA 2230 Tow-Behind Air System.	3 LB		\$301.00

**PRECISION AIR 2230 SYSTEM
US PRICE LIST**

(Ex Works - See Standard Equipment)

PTO Fan Drive

	131222	PTO Drive TBH Single Fan ADX Single fan cart PTO fan drive can not be used with oil cooler. Tow-Behind requires PTO Pump Coupler.	159 LB		\$4,301.00
	131223	PTO Drive TBH Dual Fan ADX Dual fan cart PTO fan drive can not be used with oil cooler. Tow-Behind requires PTO Pump Coupler.			\$5,141.00

PTO Fan Drive Tow-Between

	131221	PTO Drive TBT Dual Fan ADX Dual fan cart. Tow-Between requires PTO Pump Coupler.			\$5,141.00
	131220	PTO Drive TBT Single Fan ADX Single fan cart Can not be used with oil cooler. Tow-Between requires PTO Pump Coupler.	191 LB		\$4,301.00

PTO Pump Couplers

	131225	1-3/8 Dia Coupler PTO Pump ADX 1-3/8 in. x 21 spline.	2 LB		\$224.00
	131226	Coupler 1.75" dia pto pump PTO pump coupler, 1-3/4 in. x 20 spline	6 LB		\$454.00

Auger Screen

	84210835	8 Inch Auger 1x1 Mesh	6 LB		\$229.00
--	----------	-----------------------	------	--	----------

P1BS

**SUGGESTED DEALER SETUP CHARGES
For Precision Air 2230 Air System**

	<u>U.S. \$</u>
Handling Fee	\$147.00
Saskatoon Setup Service Admin Fee	\$232.00
Hydraulic Oil	\$15.60
Air Cart - 40 Series: 2230	\$691.00
Electronic Test	\$63.00
Auger - 40 Series	\$63.00
Field Hitch	\$186.00
Dual Rear Axles and Tires	\$309.00
Single Shoot - Tow Between 2.5" Hose Completion Package (per run)	\$23.00
Single Shoot - Tow Behind 2.5" Hose Completion Package (per run)	\$19.80
Double Shoot - Tow Between 2.5" Hose Completion Package (per run)	\$23.00
Double Shoot - Tow Behind 2.5" Hose Completion Package (per run)	\$19.80
Intermediate Manifold (each)	\$63.00
Meter Roller - Mechanical Drive ONLY (each)	\$32.00
Tillage Mounted Work Switch	\$32.00
Cross Tillage Pack	\$186.00
Rear Hitch	\$63.00
Field Lighting Package - 40 Series	\$63.00
Beacon Option	\$32.00
Auger Screen	\$32.00

Note: Set-up price includes hydraulic tips and grease, but NOT final field adjustment.

**PRECISION AIR 2280 AND 2330 AIR SYSTEM
US PRICE LIST**

**(Ex Works - See Standard Equipment)
Standard Equipment**

TANK SIZE:

Precision Air 2280
280 US bushels (10113 liters)
2 Plastic Tanks
Tow-Between
 Front Tank - 169 US bu. (5955 liters)
 Rear Tank - 118 US bu. (4158 liters)
Tow-Behind
 Front Tank - 118 US bu. (4158 liters)
 Rear Tank - 169 US bu. (5955 liters)

Precision Air 2330
330 US bushels (11558 liters)
2 Plastic Tanks
Tow-Between
 Front Tank - 186 US bu. (6554 liters)
 Rear Tank - 142 US bu. (5004 liters)
Tow-Behind
 Front Tank - 142 US bu. (5004 liters)
 Rear Tank - 186 US bu. (6554 liters)

SEED DELIVERY:

Hydraulic driven dual fan

Optional:

Hydraulic driven single fan

WHEELS AND TIRES:

Front Axle - dual caster,
22.5 x 16.1 (R3) STII wheel and tire
(Tow-Behind Cart only)
Rear Axle - 30.5L x 32 12PR AWT
single tires @ 120 in. (3.05 m)
tracking width

MANIFOLD:

Quick change with double shoot valves
Maximum of 8 primary 2.5 in. (6.4 cm)
lines per meter roller

METER DRIVE:

Mechanical - ground driven mechanism
with electric clutch control from cab.
Includes 0.500 Sprocket Ratio in base

Optional:

Variable - hydraulically driven
mechanism with control from cab

AUGER:

10 in. (25.4 cm) Steel flighting with
cupped and double flighted intake.

MONITOR SYSTEM:

ISO 11783 Compliant
Monitor/Electronics
Cab Mounted AFS Monitor provides:
Low-Level bin sensors
Fan RPM
Ground speed
Individual meter roller speed
Rate / acre (hectare) readout

TRANSPORT DIMENSIONS:

Precision Air 2280
Ground Clearance: 25 in. (0.64 m)
Height: 14 ft. 11 in. (4.55 m)
Overall Width: 12 ft. 8 in. (3.86 m)
Length Tow-Between (w/Auger):
 26 ft. 4 in. (8 m)
Weight Tow-Between (Empty):
 10,013 lbs. (4546 kg)
Weight Tow-Between (Loaded*):
 26,739 lbs. (12129 kg)
Length Tow-Behind (w/Auger):
 25 ft. 4 in. (7.72 m)
Weight Tow-Behind (Empty):
 10,013 lbs. (4546 kg)
Weight Tow-Behind (Loaded*):
 26,739 lbs. (12129 kg)
Weight Tow-Between Front Hitch
(Loaded): 5,950 lbs. (2699 kg)

**PRECISION AIR 2280 AND 2330 AIR SYSTEM
US PRICE LIST**

**(Ex Works - See Standard Equipment)
Standard Equipment**

TRANSPORT DIMENSIONS: (continued)

Precision Air 2330 Air System
Ground Clearance: 25 in. (0.64 m)
Height: 15 ft. 3 in. (4.65 m)
Overall Width: 12 ft. 8 in. (3.86 m)
Length Tow-Between (w/Auger):
26 ft. 4 in. (8 m)
Weight Tow-Between (Empty):
10,052 lbs. (4546 kg)
Weight Tow-Between (Loaded*):
29,765 lbs. (13501 kg)
Length Tow-Behind (w/Auger):
25 ft. 4 in. (7.72 m)
Weight Tow-Behind (Empty):
10,052 lbs. (4546 kg)
Weight Tow-Behind (Loaded*):
29,765 lbs. (13501 kg)
Weight Tow-Between Front Hitch
(Loaded): 6,640 lbs. (3012 kg)

* When loaded with 48 lb./ft.³ of product

AIR SYSTEM CAPACITIES:

Product Rate:
Maximum rate per primary
2.5in. (6.4 cm) Line
40 lbs. / min @ 5000 fan RPM

Transport lighting meets
ASAE 279.11 standard.

Turning radius can be reduced when
a Tow Between Cart is used with a
3 point hitch equipped QUADTRAC.
A drawbar extension may be required.

Requirements for Operation:

Do not tow the implement at speeds
over 20 mph (32 kmph)

Do not tow a loaded air system while
transporting the implement between
fields.

Do not tow more than two implements
behind the tractor while transporting
between fields.

The total towed weight should be less
than 1.5 times the maximum operating
weight provided by the tractor
manufacturer.

The total towed weight should be
reduced based on tractor condition
and road conditions.

When operating a Tow-Between Air
System with a Steiger QUADTRAC
use high capacity drawbar in the
extended length position.

Category IV tractor drawbar that can
be locked in a stationary position with
an intermediate drawbar chain support

Tractor equipped with 12-volt electrical
system with a 7 pin auxiliary electric
outlet for warning lights

Closed center or load sensing
hydraulic system for tractor required
One hydraulic control valve for fan
and auger

Two hydraulic control valves - one for
fan and meter drive second for auger

**PRECISION AIR 2280 AND 2330 AIR SYSTEM
US PRICE LIST**

**(Ex Works - See Standard Equipment)
Standard Equipment**

Requirements for Operation: (cont.)

Maximum Case Drain Pressure must
be less than 25 psi (172 kPa)

1 US gpm (3.8 lpm) Case Drain oil flow,
VR Cart - 4.8 US gpm (18.1 lpm)

Electrical system capable of 7 amp
nominal, 19 amp peak current draw
(VR Cart - 4.0 amp nominal/peak)

Variable drive carts require a 12 volt,
550 cold cranking amp battery that is
not supplied. The recommended
battery is 12V lead acid, deep cycle,
BCI group size 24, minimum 120
minutes RC (reserve capacity).

20 US gpm (75.7 lpm) @ 5000 fan RPM
hydraulic oil flow

Additional 1.25 US gpm (4.7 lpm) per
meter required for variable rate
meter drives

Requirements for Operation: (cont.)

Typical hydraulic pressure requirement
is 2500 psi (17.2 MPa) but the
requirement may increase to 3000 psi
(20.7 MPa) with high product rates*

* Minimum requirements are a starting
point only and should be increased
based on operating conditions and
other implements that are used with
the drill. Maximum allowable hydraulic
pressure lower than either 3000 psi
(20.7 MPa) or factory settings for
individual tractors.

EX WORKS

Wholegoods

(Ex Works Saskatoon, SK)

(Freight Equalized Fargo, ND)

Factory Supplied Attachments

(Ex Works Saskatoon, SK)

**PRECISION AIR 2280 AND 2330 AIR SYSTEM
US PRICE LIST**

(Ex Works - See Standard Equipment)

Models

COMMERCIAL MODEL	MODEL	TANK SIZE	Weight	List Price
PRECISION AIR 2280	PRECISION AIR	280 BUSHELS	2,255 LB	\$53,906.00
PRECISION AIR 2330	PRECISION AIR	330 BUSHELS	2,349 LB	\$60,926.00

Factory Supplied Options

Order Code	Description	Weight	List Price
HITCH TYPE			
SD_41039 HITCH			
789284	Tow-Between	2,544 LB	No Charge
789283	Tow-Behind Includes Transport Light Bar	2,009 LB	\$3,427.00
FAN AND FAN DRIVE			
SD_P6201 FAN			
789285	Dual fan	569 LB	No Charge
789286	Single fan	308 LB	(\$1,445.00)
METER DRIVE			
SD_P8501 SEED METER DRIVE			
789287	Mechanical drive	362 LB	No Charge

**PRECISION AIR 2280 AND 2330 AIR SYSTEM
US PRICE LIST**

(Ex Works - See Standard Equipment)

	451101	Variable rate drive Optional Task controller Provides Full Width Overlap and Boundary control on both Mechanical and Variable meter drives. Will also perform prescription rate adjustments with a Variable rate Meter. ISO11783 compliant Note: AFS Pro 700 Requires AFS Activation Fee \$800 USD, Order Thru Parts: 47441493 - Software, ISO Task Controller UNLOCK NAR In order to use the Task Controller, three things are needed external to the Cart: - GPS receiver must be installed on the tractor. - AFS Pro 700 display must be loaded with the precision farming software (PF DLL and AsApplied DLL) as well as the unlocked TaskController software (TaskController DLL). - USB flash drive (84398840) installed		\$4,887.00
--	--------	---	--	------------

AUGER

SD_P5501 AUGER

	789432	Steel cupped flighting	932 LB	No Charge
	XP5501X	No auger		(\$7,378.00)

FRONT WHEELS AND TIRES (TOW BEHIND SYSTEMS ONLY)

SD_P5101 TIRES

	XP5101X	No selection		No Charge
Precision Air Front Tire Opt.				
	789296	Dual w/22.5Lx16.1 R3 STII wheel and tire.	889 LB	No Charge
	789297	Dual w/21.5Lx16.1 I3 SGTRII Lug wheel and tire.	887 LB	(\$258.00)

REAR AXLE WIDTH - CENTER TO CENTER

SD_15011 REAR AXLE

	424421	Standard rear tracking width of 120 in./3.05 m centers, 20 in./50.8 cm and 30 in./76.2 cm rows		No Charge
--	--------	--	--	-----------

**PRECISION AIR 2280 AND 2330 AIR SYSTEM
US PRICE LIST**

(Ex Works - See Standard Equipment)

REAR WHEELS AND TIRES

SD 16066 WHEELS AND TIRES

Single Wheels and Tires					
	789442	30.5 x 32 R3 AWT wheel and tires	2,515 LB		No Charge
	789443	30.5 x 32 R1 DTII Lug wheel and tires	2,575 LB		(\$422.00)
Dual Wheels and Tires					
	789444	18.4 x 38 R1 DTII Lug wheels and tires	3,853 LB		\$9,417.00
Less Single Tires					
	424406	Wheels only for 30.5 x 32 tire Less Tires			(\$8,952.00)
Less Single Wheels and Tires					
	789428	Axle 4.5 in. no WTV Includes axle housing and hub/spindle for single wheel Less Wheel and Tires	807 LB		(\$9,344.00)
Less Dual Wheels and Tires					
	789429	Axle 5.5 in. no WTV Includes axle housing and hub/spindle for dual wheels Less Wheels and Tires	1,519 LB		(\$6,868.00)

FIELD HITCH

SD 41012 FIELD HITCH

	X41012X	No field hitch			
		if HITCH is Tow-Between			No Charge
		if HITCH is Tow-Behind			(\$1,174.00)
Rear Field Hitches for TBH					
	789298	Hitch for Sm hoe drill /Chisel For Flex Hoe 400 Drill / Flex Till 600 Chisel Plow Flex Till 600 requires Field Hitch Mounts. Order from Factory Supplied Accessories section of Flex Till 600 price pages.	312 LB		No Charge
	789461	Hitch for Precision Disk 30 Precision Disk 30 requires Intermediate Hitch. Order from Factory Supplied Accessories section of Precision Disk air disk drill price pages.	297 LB		\$117.00
	789462	Hitch for Precision Disk 40	340 LB		\$50.00
	424962	Hitch for large hoe drills For Flex Hoe 700 - 60 and 70 ft. For Precision Hoe 800 - 50, 60 and 70 ft. See Hitch Configuration Table in back of the printed price book.			\$2,400.00

**PRECISION AIR 2280 AND 2330 AIR SYSTEM
US PRICE LIST**

(Ex Works - See Standard Equipment)

MONITOR

SD_21028 LOOSE ELECTRICAL COMPONENTS

	X21028X	No power adapter cable		No Charge
	424318	Power adapter cable - Monitor		\$109.00

SD_25003 CAB DISPLAY MONITOR

	X25003X	No Display monitor Tractor must be equipped with ISO11783 display and wiring harness		No Charge
	451102	AFS Pro 700 Display This package is for tractors that are not equipped with an ISO11783 display. Package includes AFS Pro 700 display and mounting hardware. If tractor not equipped with ISO11783 tractor harness, then must be ordered from Factory Supplied Accessories.		\$5,083.00
	451107	AFS Pro 700 w/Switchbox This package is for tractors that are not equipped with an ISO11783 display. Package includes AFS Pro 700 display, switchbox and mounting hardware. If tractor not equipped with ISO11783 tractor harness, then must be ordered from Factory Supplied Accessories.		\$5,436.00
	789306	Switchbox only This package is for ISO 11783 equipped tractors and provides the optional switchbox and required mounting hardware to work in conjunction with the display already present in the tractor cab. Appropriate switchbox ISO11783 adapter harness must be ordered from Factory Supplied Accessories.	1 LB	\$374.00

SD_25011 DISPLAY COMPLETING

	X25011X	No display mounting		No Charge
	424568	Harness, tractor		\$388.00
	424569	Harness, ISO switchbox 4WD		\$197.00
	424570	Harness, ISO switchbox		\$197.00

COMPLETION PACKAGE (AIR STREAM)

SD_P9101 COMPLETION PACKAGE

	XP9101X	No selection		No Charge
Completion Pkgs - Single Shoot				
	789309	Single shoot - 3 Run		
		if HITCH is Tow-Between	73 LB	\$324.00
		if HITCH is Tow-Behind	73 LB	\$565.00

**PRECISION AIR 2280 AND 2330 AIR SYSTEM
US PRICE LIST**

(Ex Works - See Standard Equipment)

	789311	Single shoot - 4 Run		
		if HITCH is Tow-Between	94 LB	\$427.00
		if HITCH is Tow-Behind	94 LB	\$704.00
	789313	Single shoot-5 Run sm hoe drill Not for Precision Hoe 800		
		if HITCH is Tow-Between	120 LB	\$442.00
		if HITCH is Tow-Behind	120 LB	\$888.00
	424773	Single shoot-5 Run prec drill For Precision Hoe 800		
		if HITCH is Tow-Between		\$455.00
		if HITCH is Tow-Behind		\$914.00
	789315	Single shoot - 6 Run		
		if HITCH is Tow-Between	137 LB	\$516.00
		if HITCH is Tow-Behind	137 LB	\$985.00
	789317	Single shoot - 7 Run		
		if HITCH is Tow-Between	193 LB	\$763.00
		if HITCH is Tow-Behind	193 LB	\$1,469.00
	789319	Single shoot - 8 Run		
		if HITCH is Tow-Between	188 LB	\$695.00
		if HITCH is Tow-Behind	188 LB	\$1,373.00
Compl Pkgs - Ext Wear Single				
	789327	Extended wear - 3 Run Includes extended wear 2.5 in. hose		
		if HITCH is Tow-Between	115 LB	\$741.00
		if HITCH is Tow-Behind	115 LB	\$1,405.00
	789329	Extended wear - 4 Run Includes extended wear 2.5 in. hose		
		if HITCH is Tow-Between	119 LB	\$791.00
		if HITCH is Tow-Behind	119 LB	\$1,462.00
	789331	Extended wear - 5 Run Not for Precision Hoe 800 Includes extended wear 2.5 in. hose		
		if HITCH is Tow-Between	159 LB	\$806.00
		if HITCH is Tow-Behind	159 LB	\$2,135.00
	424771	Extended wear -5 Run for PHD For Precision Hoe 800 Includes extended wear 2.5 in. hose		
		if HITCH is Tow-Between		\$825.00
		if HITCH is Tow-Behind		\$2,161.00
	789333	Extended wear - 6 Run Includes extended wear 2.5 in. hose		
		if HITCH is Tow-Between	160 LB	\$1,473.00
		if HITCH is Tow-Behind	160 LB	\$2,141.00
	789335	Extended wear - 7 Run Includes extended wear 2.5 in. hose		
		if HITCH is Tow-Between	274 LB	\$1,595.00
		if HITCH is Tow-Behind	274 LB	\$2,951.00

**PRECISION AIR 2280 AND 2330 AIR SYSTEM
US PRICE LIST**

(Ex Works - See Standard Equipment)

	789337	Extended wear - 8 Run Includes extended wear 2.5 in. hose		
		if HITCH is Tow-Between	238 LB	\$1,539.00
		if HITCH is Tow-Behind	238 LB	\$2,872.00
Completion Pkgs - Double Shoot				
	789321	Double shoot - 3 Run Includes double shoot intermediate manifold		
		if HITCH is Tow-Between	256 LB	\$882.00
		if HITCH is Tow-Behind	256 LB	\$1,361.00
	789322	Double shoot - 4 Run Includes double shoot intermediate manifold		
		if HITCH is Tow-Between	264 LB	\$1,094.00
		if HITCH is Tow-Behind	264 LB	\$1,643.00
	789323	Dble shoot-5 Run sm hoe drill Not for Precision Hoe 800 Includes double shoot intermediate manifold		
		if HITCH is Tow-Between	272 LB	\$1,115.00
		if HITCH is Tow-Behind	272 LB	\$2,008.00
	424772	Dble shoot-5 Run prec drill For Precision Hoe 800 Includes double shoot intermediate manifold		
		if HITCH is Tow-Between		\$1,149.00
		if HITCH is Tow-Behind		\$2,068.00
	789324	Double shoot - 6 Run Includes double shoot intermediate manifold		
		if HITCH is Tow-Between	350 LB	\$1,268.00
		if HITCH is Tow-Behind	350 LB	\$2,206.00
	789325	Double shoot - 7 Run Includes double shoot intermediate manifold		
		if HITCH is Tow-Between	461 LB	\$1,673.00
		if HITCH is Tow-Behind	461 LB	\$2,852.00
	789326	Double shoot - 8 Run Includes double shoot intermediate manifold		
		if HITCH is Tow-Between	444 LB	\$1,625.00
		if HITCH is Tow-Behind	444 LB	\$2,982.00
Compl. Pkgs-5310 Nutri-Tiller				
	424960	Extended wear - 6 Run For 30 ft. 5310 Nutri-tiller Includes extended wear 2.5 in. hose For Tow-Between		\$930.00
	424961	Extended wear - 8 Run For 40 ft. 5310 Nutri-tiller Includes extended wear 2.5 in. hose For Tow-Between		\$1,873.00

**PRECISION AIR 2280 AND 2330 AIR SYSTEM
US PRICE LIST**

(Ex Works - See Standard Equipment)

METER ROLLER 1

SD_P8401 METER ROLLERS 1

	XP8401X	No meter roller - 1		No Charge
	789472	Extra Fine - 1	23 LB	\$603.00
	789473	Fine - 1	20 LB	\$603.00
	789474	Coarse - 1	20 LB	\$603.00
	789475	Extra Coarse - 1	34 LB	\$603.00

METER ROLLER 2

SD_P8402 METER ROLLERS 2

	XP8402X	No meter roller - 2		No Charge
	789479	Extra Fine - 2	22 LB	\$603.00
	789480	Fine - 2	21 LB	\$603.00
	789481	Coarse - 2	20 LB	\$603.00
	789482	Extra Coarse - 2	19 LB	\$603.00

METER ROLLER 3

SD_P8403 METER ROLLERS 3

	XP8403X	No meter roller - 3		No Charge
	789483	Extra Fine - 3	23 LB	\$603.00
	789484	Fine - 3	21 LB	\$603.00
	789485	Coarse - 3	20 LB	\$603.00
	789486	Extra Coarse - 3	19 LB	\$603.00

LIGHTING

SD_06023 LIGHT BAR

	X06023X	No light bar		No Charge
	424802	Transport light bar Required for Tow-Between Air Systems if transported separately from seeding tool. Not Required with Tow-Behind hitch.		\$603.00

SD_06024 LIGHT EXTENSION KIT

	X06024X	No light extension kit		No Charge
--	---------	------------------------	--	-----------

**PRECISION AIR 2280 AND 2330 AIR SYSTEM
US PRICE LIST**

(Ex Works - See Standard Equipment)

	424803	Transport light bar extension Required for Tow-Between and Tow-Behind Air Systems if transported separately from seeding tool. Required if Air System is wider than seeding tool (e.g. air systems w/duals).		\$413.00
--	--------	--	--	----------

SD_06026 LIGHT PACKAGE

	X06026X	No service center light No lighting package		No Charge
	451040	Field Lighting Package		\$604.00

SD_06066 LIGHTING

	X06066X	No Lighting Selection		No Charge
	789381	Transport light bar lamps and flasher module. Required for Tow-Between Air Systems if transported separately from seeding tool.	9 LB	\$318.00
	789382	Transport light bar	29 LB	\$603.00
	789383	Transport light bar extension	23 LB	\$413.00

SD_30047 BEACON

	X30047X	No Beacon Light		No Charge
	782108	Rotating Amber Beacon		\$275.00

SETUP OPTIONS

SD_50097 SETUP

	789096	No setup		No Charge
Set-Up Charges Added to Inv.				
	789093	Setup at Harve, MT Depot Harve, MT - enter 112427 in the Ship To location on order. To calculate the actual Setup Charges that will appear on your invoice refer to the "Dealer Setup Charges" chart.		No Charge
	789095	Setup at Minot, ND Depot Minot, ND - enter 112425 in the Ship To location on order. To calculate the actual Setup Charges that will appear on your invoice refer to the "Dealer Setup Charges" chart.		No Charge
	789098	Setup Saskatoon SK To calculate the actual Setup Charges that will appear on your invoice refer to the "Dealer Setup Charges" chart.		No Charge
	451093	Setup Coaldale AB Coaldale, AB - enter 125403 in the Ship To location on order. To calculate the actual Setup Charges that will appear on your invoice refer to the "Dealer Setup Charges" chart.		No Charge

**PRECISION AIR 2280 AND 2330 AIR SYSTEM
US PRICE LIST**

(Ex Works - See Standard Equipment)

	451210	Setup Sexsmith AB Sexsmith, AB - enter 132635 in the Ship To location on order. To calculate the actual Setup Charges that will appear on your invoice refer to the "Dealer Setup Charges" chart.		No Charge
	789092	Setup Linden AB Linden, AB - enter 112445 in the Ship To location on order. To calculate the actual Setup Charges that will appear on your invoice refer to the "Dealer Setup Charges" chart.		No Charge
	789094	Setup Mundare AB Mundare, AB - enter 112447 in the Ship To location on order. To calculate the actual Setup Charges that will appear on your invoice refer to the "Dealer Setup Charges" chart.		No Charge
	424371	Setup at Winkler, MB Depot Winkler, MB - enter 116470 in the Ship To location on order. To calculate the actual Setup Charges that will appear on your invoice refer to the "Dealer Setup Charges" chart.		No Charge

OPERATOR'S MANUAL

SD 47044 MARKET / MANUALS

	789469	North American English	811 LB	No Charge
	789470	North American French	607 LB	No Charge

OTHER EQUIPMENT

SD_20102 HYDRAULIC KIT

	X20102X	No Hydraulic pkg		No Charge
	424349	Rear hitch pkg - Prec Disk Rear hitch hydraulic package For Precision Disk 30/40	84 LB	\$793.00
	424351	Rear hitch pkg - Sm. hoe drill Rear hitch hydraulic package For Flex Hoe 400	88 LB	\$860.00
	424352	Rear hitch pkg - Chisel plow Rear hitch hydraulic package For Flex Till 600	25 LB	\$290.00
	424350	Hydraulic tee package Rear hitch hydraulic tee package For Flex Till 600	14 LB	\$232.00

SD 27040 SENSORS

	X27040X	No selection		No Charge
	789387	Bin level depth gauges One per tank	2 LB	\$508.00

**PRECISION AIR 2280 AND 2330 AIR SYSTEM
US PRICE LIST**

(Ex Works - See Standard Equipment)

SD_27048 VELOCITY SENSORS

	X27048X	No selection		No Charge
	789388	Air velocity sensors One per meter box	4 LB	\$284.00

SD_41023 REAR HITCH

	X41023X	No rear hitch		No Charge
	789391	Rear Hitch for towing liquid tank or other implement Under certain terrain / topography conditions (>5° slope) The use of an auxiliary hitch on a Tow-Behind Air System when used with a Flex Hoe 700 is NOT recommended. Utilize Tow-Between configuration.	295 LB	\$746.00

SD_P5502 AUGER SCREEN

	XP5502X	No auger screen		No Charge
	451041	Sm. shield 1 in. auger screen Cannot be used with Deluxe Auger		\$229.00

SD_P8601 SPROCKET

	XP8601X	No sprocket ratio Base. Mechanical Meter Drive Air System Only - REQUIRED Sprocket Ratio = Drill Width(ft)/(Number of Completion Package runs X 10)		(\$73.00)
	789339	0.500 Sprocket ratio Mechanical Meter Drive Air System Only - REQUIRED Sprocket Ratio = Drill Width(ft)/(Number of Completion Package runs X 10)	6 LB	No Charge
	789340	0.566 Sprocket ratio		No Charge
	789341	0.612 Sprocket ratio	6 LB	No Charge
	789342	0.635 Sprocket ratio	5 LB	No Charge
	789343	0.646 Sprocket ratio	4 LB	No Charge
	789344	0.652 Sprocket ratio		No Charge
	789345	0.654 Sprocket ratio	6 LB	No Charge
	789346	0.660 Sprocket ratio	6 LB	No Charge
	789347	0.667 Sprocket ratio	4 LB	No Charge
	789348	0.674 Sprocket ratio		No Charge
	789349	0.682 Sprocket ratio	4 LB	No Charge
	789350	0.692 Sprocket ratio	6 LB	No Charge
	789351	0.708 Sprocket ratio		No Charge
	789352	0.712 Sprocket ratio	6 LB	No Charge
	789353	0.726 Sprocket ratio	6 LB	No Charge
	789354	0.735 Sprocket ratio	6 LB	No Charge
	789355	0.740 Sprocket ratio	5 LB	No Charge
	789356	0.750 or 1.333 Sprocket ratio	3 LB	No Charge
	789357	0.756 Sprocket ratio	6 LB	No Charge

**PRECISION AIR 2280 AND 2330 AIR SYSTEM
US PRICE LIST**

(Ex Works - See Standard Equipment)

	789358	0.762 Sprocket ratio	4 LB		No Charge
	789359	0.775 Sprocket ratio	3 LB		No Charge
	789360	0.778 Sprocket ratio	4 LB		No Charge
	789361	0.787 Sprocket ratio	6 LB		No Charge
	789362	0.800 Sprocket Ratio	3 LB		No Charge
	789363	0.805 Sprocket ratio	6 LB		No Charge
	789364	0.813 Sprocket ratio	5 LB		No Charge
	789365	0.825 Sprocket ratio	4 LB		No Charge
	789366	0.837 Sprocket ratio	4 LB		No Charge
	789367	0.843 Sprocket ratio	6 LB		No Charge
	789368	0.854 Sprocket ratio	5 LB		No Charge
	789369	0.860 Sprocket ratio	6 LB		No Charge
	789370	0.867 Sprocket ratio	5 LB		No Charge
	789371	0.875 Sprocket ratio	6 LB		No Charge
	789372	0.881 Sprocket ratio	6 LB		No Charge
	789373	0.886 Sprocket ratio	6 LB		No Charge
	789374	0.900 Sprocket ratio	6 LB		No Charge
	789375	0.920 Sprocket ratio	6 LB		No Charge
	789376	0.933 Sprocket ratio	5 LB		No Charge
	789377	0.940 or 1.064 Sprocket ratio	6 LB		No Charge
	789378	0.950 or 1.053 Sprocket ratio	6 LB		No Charge
	789379	0.975 or 1.025 Sprocket ratio	4 LB		No Charge
	789380	1.000 Sprocket ratio	2 LB		No Charge

**PRECISION AIR 2280 AND 2330 AIR SYSTEM
US PRICE LIST**

**(Ex Works - See Standard Equipment)
Factory Supplied Attachments**

Order Code	Description	Weight	List Price
Transport Lighting & Marking			
87501763	Transport Light Bar Required for Tow-Between Air Systems if transported separate from seeding tool.	30 LB	\$603.00
87501738	Transport Light Bar Extension Required for Air System if transported separate from seeding tool. Required if Air System is wider than seeding tool.	24 LB	\$412.00
131219	Transport Light Bar Lamps/Flasher Module Required for Air Systems if transported separate from seeding tool.	10 LB	\$318.00
Meter Rollers - Extra fine			
125013	Meter Roller 3 Run Extra Fine	20 LB	\$603.00
125014	Meter Roller 4 Run Extra Fine	20 LB	\$603.00
125015	Meter Roller 5 Run Extra Fine	20 LB	\$603.00
125016	Meter Roller 6 Run Extra Fine	20 LB	\$603.00
125017	Meter Roller 7 Run Extra Fine	20 LB	\$603.00
125018	Meter Roller 8 Run Extra Fine	20 LB	\$603.00
Meter Rollers - Fine			
125023	Meter Roller 3 Run Fine	20 LB	\$603.00
125024	Meter Roller 4 Run Fine	20 LB	\$603.00
125025	Meter Roller 5 Run Fine	20 LB	\$603.00
125026	Meter Roller 6 Run Fine	20 LB	\$603.00
125027	Meter Roller 7 Run Fine	20 LB	\$603.00
125028	Meter Roller 8 Run Fine	20 LB	\$603.00
Meter Rollers - Coarse			
125033	Meter Roller 3 Run Coarse	20 LB	\$603.00
125034	Meter Roller 4 Run Coarse	20 LB	\$603.00
125035	Meter Roller 5 Run Coarse	20 LB	\$603.00
125036	Meter Roller 6 Run Coarse	20 LB	\$603.00
125037	Meter Roller 7 Run Coarse	20 LB	\$603.00
125038	Meter Roller 8 Run Coarse	20 LB	\$603.00
Meter Rollers - Extra Coarse			
125093	Meter Roller 3 Run Extra Coarse	20 LB	\$603.00
125094	Meter Roller 4 Run Extra Coarse	20 LB	\$603.00
125095	Meter Roller 5 Run Extra Coarse	20 LB	\$603.00
125096	Meter Roller 6 Run Extra Coarse	20 LB	\$603.00
125097	Meter Roller 7 Run Extra Coarse	20 LB	\$603.00
125098	Meter Roller 8 Run Extra Coarse	20 LB	\$603.00

**PRECISION AIR 2280 AND 2330 AIR SYSTEM
US PRICE LIST**

(Ex Works - See Standard Equipment)

Meter Rollers - Sprocket

	125019	Roller Sprocket Requires 1 per meter roller - mechanical drive only.	2 LB	\$31.00
--	--------	---	------	---------

Drive Sprockets - Mechanical

	123376	0.467 Sprocket Ratio For Mechanical drive air systems. Calculate the sprocket ratio required = Drill Width(ft)/(Number of Completion Package runs X 10)	6 LB	\$76.00
	123377	0.500 Sprocket Ratio	6 LB	\$76.00
	123378	0.533 Sprocket Ratio	6 LB	\$76.00
	123300	0.546 Sprocket Ratio	6 LB	\$76.00
	123379	0.566 Sprocket Ratio	6 LB	\$76.00
	123302	0.574 Sprocket Ratio	6 LB	\$76.00
	123303	0.577 Sprocket Ratio	6 LB	\$76.00
	123305	0.600 Sprocket Ratio	6 LB	\$76.00
	123306	0.608 Sprocket Ratio	6 LB	\$76.00
	123307	0.612 Sprocket Ratio	6 LB	\$76.00
	123308	0.615 Sprocket Ratio	6 LB	\$76.00
	123309	0.620 Sprocket Ratio	6 LB	\$76.00
	123310	0.633 Sprocket Ratio	6 LB	\$76.00
	123311	0.635 Sprocket Ratio	6 LB	\$76.00
	123312	0.646 Sprocket Ratio	6 LB	\$76.00
	123313	0.652 Sprocket Ratio	6 LB	\$76.00
	123314	0.653 Sprocket Ratio	6 LB	\$76.00
	123315	0.654 Sprocket Ratio	6 LB	\$76.00
	123316	0.659 Sprocket Ratio	6 LB	\$76.00
	123317	0.660 Sprocket Ratio	6 LB	\$76.00
	123318	0.667 Sprocket Ratio	6 LB	\$76.00
	123319	0.674 Sprocket Ratio	6 LB	\$76.00
	123320	0.680 Sprocket Ratio	6 LB	\$76.00
	123321	0.682 Sprocket Ratio	6 LB	\$76.00
	123322	0.686 Sprocket Ratio	6 LB	\$76.00
	123324	0.692 Sprocket Ratio	6 LB	\$76.00
	123326	0.702 Sprocket Ratio	6 LB	\$80.00
	123327	0.706 Sprocket Ratio	6 LB	\$80.00
	123328	0.708 Sprocket Ratio	6 LB	\$80.00
	123374	0.712 Sprocket Ratio	6 LB	\$76.00
	123329	0.717 Sprocket Ratio	6 LB	\$80.00
	123330	0.720 Sprocket Ratio	6 LB	\$80.00
	123331	0.721 Sprocket Ratio	6 LB	\$80.00
	123332	0.726 Sprocket Ratio	6 LB	\$80.00
	123333	0.731 Sprocket Ratio	6 LB	\$80.00
	123334	0.735 Sprocket Ratio	6 LB	\$80.00
	123335	0.740 Sprocket Ratio	6 LB	\$80.00
	123336	0.75 or 1.333 Sprocket Ratio	6 LB	\$80.00
	123337	0.756 Sprocket Ratio	6 LB	\$80.00
	123338	0.762 Sprocket Ratio	6 LB	\$80.00

**PRECISION AIR 2280 AND 2330 AIR SYSTEM
US PRICE LIST**

(Ex Works - See Standard Equipment)

	123339	0.765 Sprocket Ratio	6 LB	\$80.00
	123340	0.767 Sprocket Ratio	6 LB	\$80.00
	123341	0.775 Sprocket Ratio	6 LB	\$80.00
	123342	0.778 Sprocket Ratio	6 LB	\$80.00
	123343	0.787 Sprocket Ratio	6 LB	\$80.00
	123344	0.792 Sprocket Ratio	6 LB	\$80.00
	123345	0.795 Sprocket Ratio	6 LB	\$80.00
	123346	0.800 Sprocket Ratio	6 LB	\$80.00
	123347	0.805 Sprocket Ratio	6 LB	\$80.00
	123348	0.813 Sprocket Ratio	6 LB	\$80.00
	123349	0.820 Sprocket Ratio	6 LB	\$80.00
	123350	0.825 Sprocket Ratio	6 LB	\$80.00
	123351	0.837 Sprocket Ratio	6 LB	\$80.00
	123352	0.840 Sprocket Ratio	6 LB	\$80.00
	123353	0.843 Sprocket Ratio	6 LB	\$80.00
	123354	0.854 Sprocket Ratio	6 LB	\$76.00
	123355	0.860 Sprocket Ratio	6 LB	\$76.00
	123356	0.861 Sprocket Ratio	6 LB	\$76.00
	123357	0.867 Sprocket Ratio	6 LB	\$76.00
	123358	0.875 Sprocket Ratio	6 LB	\$76.00
	123359	0.880 Sprocket Ratio	6 LB	\$76.00
	123360	0.881 Sprocket Ratio	6 LB	\$76.00
	123361	0.885 Sprocket Ratio	6 LB	\$76.00
	123362	0.886 Sprocket Ratio	6 LB	\$76.00
	123363	0.900 Sprocket Ratio	6 LB	\$76.00
	123364	0.907 Sprocket Ratio	6 LB	\$76.00
	123365	0.920 Sprocket Ratio	6 LB	\$76.00
	123366	0.925 Sprocket Ratio	6 LB	\$76.00
	123367	0.933 Sprocket Ratio	6 LB	\$76.00
	123368	0.940 or 1.064 Sprocket Ratio	6 LB	\$76.00
	123375	0.950 or 1.053 Sprocket Ratio	5 LB	\$76.00
	123369	0.960 Sprocket Ratio	6 LB	\$76.00
	123370	0.968 Sprocket Ratio	6 LB	\$76.00
	123371	0.975 or 1.053 Sprocket Ratio	6 LB	\$76.00
	123372	1.000 Sprocket Ratio	6 LB	\$76.00

Cross Tillage Ext-Flex Hoe 400

	129199	Monitor cable extension - 40 ft. 5 in. Cross Tillage electronic harness REQUIRED for Tow-Behind Air Systems if not ordered with the air drill or tillage unit.	2 LB	\$591.00
	114174	Fan / Auger Hydraulic Hose Extension Precision Air 2280, 2330, 3380 and 3430 TBH Air Systems only. REQUIRED for Tow-Behind Air Systems, if not ordered with the air drill or tillage unit.	107 LB	\$1,576.00

Precision Disk Air Drills

	129166	Cross tillage monitor cable ext For Precision Disk 30 or 40. Required for Tow-Behind System if not ordered with the drill.	2 LB	\$748.00
--	--------	--	------	----------

**PRECISION AIR 2280 AND 2330 AIR SYSTEM
US PRICE LIST**

(Ex Works - See Standard Equipment)

	87685437	Fan/Auger Hydraulic Hose Extension For Precision Disk 30 with Tow-Behind Air System.	114 LB	\$1,588.00
	129183	Fan/Auger Hydraulic Hose Extension For Precision Disk 40 with Tow-Behind Air System	114 LB	\$1,640.00

FlexHoe700 and PrecisionHoe800

	87534727	Cross Tillage Cable Monitor Extension For LHD or PHD with Tow-Behind Air Systems, if not ordered with the drill.	2 LB	\$651.00
	87534718	Fan / Auger Hyd Hose Extension For LHD or PHD with Tow-Behind Air Systems, if not ordered with the drill.	91 LB	\$2,478.00

Monitors

	84472476	Display, large touch screen AFS 700 Pro	5 LB	\$5,182.00
	87668604	Switchbox with Mounting Hardware	1 LB	\$353.00
	87668624	Harness, ISO Switchbox CNH non-4WD	1 LB	\$190.00
	84222034	Harness, ISO Switchbox CNH 4WD	1 LB	\$190.00
	84222032	Harness, tractor Tractors not equipped with an ISO 11783 compatible harness requires this tractor harness.	1 LB	\$366.00
	84261536	Power Adapter Cable for Monitor This adaptor is only required for tractors not equipped with ISO 3-pin 12V power plug-in to provide a 12V power source for the monitor.	1 LB	\$101.00

Field Hitches

	114172	Small Hoe Drill and Chisel Plow Flex Hoe 400 and Flex Till 600 Flex Till 600 requires field hitch mounts. Order from factory supplied accessories section of Flex Till 600 price pages.	300 LB	\$1,208.00
	87686614	SDX30 field hitch 22.5 tires Precision Disk 30 requires intermediate hitch. Order from factory supplied accessories section of Precision Disk price pages.	291 LB	\$1,325.00
	129190	SDX40 field hitch Precision Disk 40	322 LB	\$1,258.00
	84325026	Hitch for large hoe drills For Flex Hoe 700 - 60 and 70 ft. For Precision Hoe 800 - 50, 60 and 70 ft. Used to connect Tow-Behind Air System to rear (intermediate) hitch on drill. Normally supplied with air system. See Hitch Configuration Table in back of the printed price book.	548 LB	\$2,332.00

Air Stream Pkgs Tow-Behind

	87506322	Completion Package 3 Run SS TBH	71 LB	\$564.00
	138936	Completion Package 4 Run SS TBH	82 LB	\$705.00
	138938	Completion Package 5 Run SS TBH	105 LB	\$888.00
	84239773	Completion Package 5 Run SS TBH - PHD 5 Run for 50 ft. Precision Hoe 800 Only		\$914.00
	87505535	Completion Package 6 Run SS TBH	116 LB	\$985.00

**PRECISION AIR 2280 AND 2330 AIR SYSTEM
US PRICE LIST**

(Ex Works - See Standard Equipment)

	87504381	Completion Package 7 Run SS TBH	190 LB	\$1,474.00
	138942	Completion Package 8 Run SS TBH	163 LB	\$1,372.00

Air Stream Pkgs Extended wear

	87506314	Completion Package 3 Run SS TBH	115 LB	\$1,403.00
	87506316	Completion Package 4 Run SS TBH	115 LB	\$1,463.00
	87506318	Completion Package 5 Run SS TBH	160 LB	\$2,136.00
	84239778	Comp Pkg 5 Run Extnded Wear SS TBH - PHD 5 Run for 50 ft. Precision Hoe 800 Only		\$2,161.00
	87506320	Completion Package 6 Run SS TBH	160 LB	\$2,142.00
	87504385	Completion Package 7 Run SS TBH	274 LB	\$2,898.00
	87505539	Completion Package 8 Run SS TBH	239 LB	\$2,870.00

Air Stream Pkgs - DS - TBH

	138952	Completion Package 3 Run DS TBH	154 LB	\$1,361.00
	138954	Completion Package 4 Run DS TBH	163 LB	\$1,644.00
	87506325	Completion Package 5 Run DS TBH		\$2,008.00
	84239776	Completion Package 5 Run DS TBH - PHD 5 Run for 50 ft. Precision Hoe 800 Only		\$2,068.00
	138958	Completion Package 6 Run DS TBH	232 LB	\$2,206.00
	87504383	Completion Package 7 Run DS TBH	380 LB	\$2,866.00
	138960	Completion Package 8 Run DS TBH	173 LB	\$2,981.00

Air Stream Pkgs Tow- Between

	87506323	Completion Package 3 Run SS TBT	39 LB	\$323.00
	138937	Completion Pacakge 4 Run SS TBT	52 LB	\$426.00
	138939	Completion Package 5 Run SS TBT	52 LB	\$442.00
	84239775	Completion Package 5 Run SS TBT - PHD 5 Run for 50 ft. Precision Hoe 800 Only	52 LB	\$454.00
	87505536	Completion Package 6 Run SS TBT	61 LB	\$517.00
	87504382	Completion Package 7 Run SS TBT	65 LB	\$769.00
	87505537	Completion Package 8 Run SS TBT	87 LB	\$694.00

Air Stream Pkgs Extended wear.

	87506315	Completion Package 3 Run SS TBT	45 LB	\$741.00
	87506317	Completion Package 4 Run SS TBT	50 LB	\$791.00
	87506319	Completion Package 5 Run SS TBT	50 LB	\$807.00
	84239779	Comp Pkg 5 Run Extnded Wear SS TBT - PHD 5 Run for 50 ft. Precision Hoe 800 Only		\$825.00
	138923	Completion Package 6 Run SS TBT	120 LB	\$1,474.00
	87504386	Completion Package 7 Run SS TBT	124 LB	\$1,579.00
	87506321	Completion Package 8 Run SS TBT	129 LB	\$1,540.00
	84317931	Completion Package 6 Run TBT - Extd Wear For use with Case IH 30 ft. Nutri-tiller 5310 strip till unit. Includes extended wear 2.5 in. hose.	160 LB	\$930.00
	84317932	Completion Package 8 Run TBT - Extd Wear For use with Case IH 40 ft. Nutri-tiller 5310 strip till unit. Includes extended wear 2.5 in. hose.	239 LB	\$1,873.00

**PRECISION AIR 2280 AND 2330 AIR SYSTEM
US PRICE LIST**

(Ex Works - See Standard Equipment)

Air Stream Pkgs - DS - TBT.

87506324	Completion Package 3 Run DS TBT Requires DS Intermediate Manifold listed below, 125070.	78 LB	\$883.00
138955	Completion Package 4 Run DS TBT Requires DS Intermediate Manifold listed below, 125070.	91 LB	\$1,095.00
138957	Completion Package 5 Run DS TBT Requires DS Intermediate Manifold listed below, 125070.	91 LB	\$1,115.00
84239777	Completion Package 5 Run DS TBT - PHD 5 Run for 50 ft. Precision Hoe 800 Only. Requires DS Intermediate Manifold listed below, 125070.	82 LB	\$1,149.00
87506326	Completion Package 6 Run DS TBT Requires DS Intermediate Manifold listed below, 125070.	106 LB	\$1,813.00
87504384	Completion Package 7 Run DS TBT Requires DS Intermediate Manifold listed below, 125070.	130 LB	\$1,682.00
87505538	Completion Package 8 Run DS TBT Requires DS Intermediate Manifold listed below, 125070.	160 LB	\$1,625.00

Air Stream Pkgs-Double shoot I

125070	Double Shoot Intermediate Manifold Single to Dual Conversion	67 LB	\$237.00
--------	---	-------	----------

Rear Hitch TBH Air System

87505508	Rear Hitch for Towing Liquid Tank or other implement. Under certain / topography conditions (>5° slope) the use of an axullary hitch on a Tow-Behind Air System with LHD is NOT recommended Utilize Tow-Between configuration.	264 LB	\$747.00
129173	Rear Hitch Hyd Package - Precision Disk Provides hydraulic hoses and fitting from tractor to Tow-Behind Air System rear hitch.	70 LB	\$793.00
129174	Rear Hitch Hyd Package - Small Hoe Drill Provides hydraulic hoses and fitting from tractor to Tow-Behind Air System rear hitch.	74 LB	\$859.00
129195	Rear Hitch Hyd Package Flex Till 600 Provides hydraulic hoses and fitting from center of tillage to Tow-Behind System rear hitch. Hydraulic tee package is required to tee into wing lift circuit of tillage unit.	26 LB	\$290.00
129197	Hydraulic Tee Package - Flex Till 600 Provides hydraulic hoses and fitting from center of tillage to Tow-Behind Air System rear hitch. Hydraulic tee package is required to tee into wing lift circuit of tillage unit.	12 LB	\$230.00

Air Packages- Tow-Behind

87506327	Air pkg generic 3 run TBH SS CIH Require Cross Tillage Extensions from Factory Supplied Attachments Order 1 package for single shoot system, 2 packages for double shoot. From Quick Connect on chisel plow hitch to ground tool.	138 LB	\$1,137.00
----------	--	--------	------------

**PRECISION AIR 2280 AND 2330 AIR SYSTEM
US PRICE LIST**

(Ex Works - See Standard Equipment)

	87506328	Air pkg generic 4 run TBH SS CIH Require Cross Tillage Extensions from Factory Supplied Attachments Order 1 package for single shoot system, 2 packages for double shoot. From Quick Connect on chisel plow hitch to ground tool.	271 LB		\$1,884.00
	139206	Air pkg generic 6 run TBH SS CIH Require Cross Tillage Extensions from Factory Supplied Attachments Order 1 package for single shoot system, 2 packages for double shoot. From Quick Connect on chisel plow hitch to ground tool.	360 LB		\$2,539.00
	87506330	Air pkg generic 8 run TBH SS CIH Require Cross Tillage Extensions from Factory Supplied Attachments Order 1 package for single shoot system, 2 packages for double shoot. From Quick Connect on chisel plow hitch to ground tool.	443 LB		\$3,350.00

Air Packages Tow-Between

	87506331	Air pkg generic 3 run TBT SS CIH Order 1 package for single shoot system, 2 packages for double shoot. From Quick Connect on chisel plow hitch to ground tool.	291 LB		\$1,952.00
	87506332	Air pkg generic 4 run TBT SS CIH Order 1 package for single shoot system, 2 packages for double shoot. From Quick Connect on chisel plow hitch to ground tool.	291 LB		\$2,537.00
	87506333	Air pkg generic 6 run TBT SS CIH Order 1 package for single shoot system, 2 packages for double shoot. From Quick Connect on chisel plow hitch to ground tool.	499 LB		\$3,650.00
	87506304	Air pkg generic 8 run TBT SS CIH Order 1 package for single shoot system, 2 packages for double shoot. From Quick Connect on chisel plow hitch to ground tool.	626 LB		\$4,610.00

Air Packages Easy Flow Headers

	138681	Completion Package 7 Port Order with generic air packs. Order 1 package for single shoot system, 2 packages for double shoot. From Quick Connect on chisel plow hitch to ground tool.	4 LB		\$145.00
	87506312	Completion Package 8 Port Order with generic air packs. Order 1 package for single shoot system, 2 packages for double shoot. From Quick Connect on chisel plow hitch to ground tool.	4 LB		\$145.00
	138683	Completion Package 9 Port Order with generic air packs. Order 1 package for single shoot system, 2 packages for double shoot. From Quick Connect on chisel plow hitch to ground tool.	4 LB		\$145.00
	138684	Completion Package 10 Port Order with generic air packs. Order 1 package for single shoot system, 2 packages for double shoot. From Quick Connect on chisel plow hitch to ground tool.	4 LB		\$145.00

**PRECISION AIR 2280 AND 2330 AIR SYSTEM
US PRICE LIST**

(Ex Works - See Standard Equipment)

	87505534	Completion Package 11 Port Order with generic air packs. Order 1 package for single shoot system, 2 packages for double shoot. From Quick Connect on chisel plow hitch to ground tool.	4 LB		\$145.00
	138686	Completion Package 12 Port Order with generic air packs. Order 1 package for single shoot system, 2 packages for double shoot. From Quick Connect on chisel plow hitch to ground tool.	4 LB		\$145.00
Sensors					
	131504	Ultra sonic bin sensor 2 tank CIH quantity 2 - one per tank.	2 LB		\$508.00
	131209	Air velocity sensors Quantity 2 - one per meter box.	1 LB		\$284.00
Work Switch					
	129170	Tillage mounted work switch	19 LB		\$394.00
Field Lighting					
	87505506	Beacon Option	5 LB		\$276.00
	87505507	Auxiliary Cart / Auger Fld Lighting Pkg 3 Lights	6 LB		\$603.00
Auger					
	87503781	10" Auger - Complete 10" fill-auger pack	1,188 LB		\$8,644.00
Auger Screen					
	84179849	1 in. x 1 in., 10 Auger Screen Cannot be used with Deluxe Auger	40 LB		\$229.00
Sect Ctrl Meter 1/2 Width Kit					
	47455047	Split meter Section Control Kit Plastic 3 tanks; 3380 and 3430	100 LB		\$3,500.00
	47455048	Split meter Section Control Kit Plastic 2 tanks; 2280 and 2330	100 LB		\$2,332.00
Mtr Rlrs for 1/2 Width Sect Ctrl					
	47491007	Plastic Tank, 8 run, extra fine roller	27 LB		\$2,167.00
	47491010	Plastic Tank, 8 run, fine roller	27 LB		\$2,167.00
	47491012	Plastic Tank, 8 run, coarse roller	27 LB		\$2,167.00
	47491014	Plastic Tank, 8 run, extra coarse roller	27 LB		\$2,167.00
	47491018	Plastic Tank, 7 run, extra fine roller	27 LB		\$2,167.00
	47491019	Plastic Tank, 7 run, fine roller	27 LB		\$2,167.00
	47491020	Plastic Tank, 7 run, coarse roller	27 LB		\$2,167.00
	47491021	Plastic Tank, 7 run, extra coarse roller	27 LB		\$2,167.00
	47491022	Plastic Tank, 6 run, extra fine roller	27 LB		\$2,167.00
	47491023	Plastic Tank, 6 run, fine roller	27 LB		\$2,167.00
	47491024	Plastic Tank, 6 run, coarse roller	27 LB		\$2,167.00
	47491025	Plastic Tank, 6 run, extra coarse roller	27 LB		\$2,167.00
	47491026	Plastic Tank, 5 run, extra fine roller	27 LB		\$2,167.00

**PRECISION AIR 2280 AND 2330 AIR SYSTEM
US PRICE LIST**

(Ex Works - See Standard Equipment)

	47491027	Plastic Tank, 5 run, fine roller	27 LB		\$2,167.00
	47491029	Plastic Tank, 5 run, extra coarse roller	27 LB		\$2,167.00

P1BT

**SUGGESTED DEALER SETUP CHARGES
For Precision Air 2280 and 2330 Air System**

	<u>U.S. \$</u>
Handling Fee	\$147.00
Saskatoon Setup Services Admin Fee	\$232.00
Hydraulic Oil	\$15.60
Air Cart - 50 Series: 2280, 2330	\$497.00
Electronic Test	\$63.00
Deluxe Auger - 50 Series	\$619.00
Auger - 50 Series	\$247.00
Field Hitch	\$186.00
Dual Rear Axles and Tires	\$309.00
Single Shoot - Tow Between 2.5" Hose Completion Package (per run)	\$23.00
Single Shoot - Tow Behind 2.5" Hose Completion Package (per run)	\$19.80
Double Shoot - Tow Between 2.5" Hose Completion Package (per run)	\$23.00
Double Shoot - Tow Behind 2.5" Hose Completion Package (per run)	\$19.80
Intermediate Manifold (each)	\$63.00
Meter Roller - Mechanical Drive ONLY (each)	\$32.00
Tillage Mounted Work Switch	\$32.00
Cross Tillage Pack	\$186.00
Rear Hitch	\$63.00
Field Lighting Package - 50 Series	\$125.00
Beacon Option	\$32.00
Auger Screen	\$32.00
½ Width Section Control Kit	\$866.00

Note: Set-up price includes hydraulic tips and grease, but NOT final field adjustment.

**PRECISION AIR 3380 AND 3430 AIR SYSTEM
US PRICE LIST**

**(Ex Works - See Standard Equipment)
Standard Equipment**

TANK SIZE:

Precision Air 3380 Air System
380 US bushels (13390 liters)
3 Plastic Tanks
Tow-Between
Front Tank - 169 US bu. (5955 liters)
Middle Tank - 93 US bu. (3277 liters)
Rear Tank - 118 US bu. (4158 liters)
Tow-Behind
Front Tank - 118 US bu. (4158 liters)
Middle Tank - 93 US bu. (3277 liters)
Rear Tank - 169 US bu. (5955 liters)

Precision Air 3430 Air System
430 US bushels (15153 liters)
3 Plastic Tanks
Tow-Between
Front Tank - 186 US bu. (6554 liters)
Middle Tank - 102 US bu. (3594 liters)
Rear Tank - 142 US bu. (5004 liters)
Tow-Behind
Front Tank - 142 US bu. (5004 liters)
Middle Tank - 102 US bu. (3594 liters)
Rear Tank - 186 US bu. (6554 liters)

SEED DELIVERY:

Hydraulic driven dual fan

Optional:

Hydraulic driven single fan

WHEELS AND TIRES:

Front Axle - dual caster,
22.5 x 16.1 (R3) STII wheel and tire
(Tow-Behind Cart only)
Rear Axle - 30.5L x 32 12PR AWT single
tires @ 120 in. (3.05 m) tracking width

MANIFOLD:

Quick change double shoot valves
Maximum of 8 primary 2.5 in. (6.4cm)
lines per meter roller

METER DRIVE:

Mechanical - ground driven mechanism
with electric clutch control from cab.
Includes 0.500 Sprocket Ratio in base

Optional:

Variable - hydraulically driven
mechanism with control from cab

AUGER:

10 in. (25.4 cm) Steel flighting with
cupped and double flighted intake.

MONITOR SYSTEM:

ISO 11783 Compliant
Monitor/Electronics
Cab Mounted AFS Monitor provides:
Low-Level bin sensors
Fan RPM
Ground speed
Individual meter roller speed
Rate / acre (hectare) readout

TRANSPORT DIMENSIONS:

Precision Air 3380 Air System
Ground Clearance: 25 in. (0.64 m)
Height: 14 ft. 11 in. (4.55 m)
Overall Width: 12 ft. 8 in. (3.86 m)
Length Tow-Between (w/Auger):
29 ft. 3 in. (8.9 m)
Weight Tow-Between (Empty):
10,880 lbs. (4940 kg)
Weight Tow-Between (Loaded*):
33,580 lbs. (15230 kg)
Length Tow-Behind (w/Auger):
28 ft. 3 in. (8.61 m)
Weight Tow-Behind (Empty):
10,880 lbs. (4940 kg)
Weight Tow-Behind (Loaded*):
33,580 lbs. (15230 kg)
Weight Tow-Between Front Hitch
(Loaded): 7420 lbs. (3370 kg)

**PRECISION AIR 3380 AND 3430 AIR SYSTEM
US PRICE LIST**

**(Ex Works - See Standard Equipment)
Standard Equipment**

TRANSPORT DIMENSIONS: (continued)

Precision Air 3430 Air System

Ground Clearance: 25 in. (0.64 m)

Height: 15 ft. 3 in. (4.65 m)

Overall Width: 12 ft. 8 in. (3.86 m)

Length Tow-Between (w/Auger):

29 ft. 3 in. (8.9 m)

Weight Tow-Between (Empty):

11,090 lbs. (5030 kg)

Weight Tow-Between (Loaded*):

36,780 lbs. (16680 kg)

Length Tow-Behind (w/Auger):

28 ft. 3 in. (8.61 m)

Weight Tow-Behind (Empty):

11,090 lbs. (5030 kg)

Weight Tow-Behind (Loaded*):

36,780 lbs. (16680 kg)

Weight Tow-Between Front Hitch

(Loaded): 8,020 lbs. (3640 kg)

* When loaded with 48 lb./ft.³ of product

AIR SYSTEM CAPACITIES:

Product Rate:

Maximum rate per primary

2.5in. (6.4 cm) Line

40 lbs. / min @ 5000 fan RPM

Transport lighting meets ASAE 279.11 standard.

Turning radius can be reduced when a Tow-Between Cart is used with a 3 point hitch equipped QUADTRAC. A drawbar extension may be required.

Requirements for Operation:

TRACTOR MONITOR INSTALLATION

KIT IS REQUIRED FOR OPERATION

(include brackets and harness).

See Parts Division for ordering information.

Do not tow the implement at speeds over 20 mph (32 kmph)

Do not tow a loaded air system while transporting the implement between fields.

Do not tow more than two implements behind the tractor while transporting between fields.

The total towed weight should be less than 1.5 times the maximum operating weight provided by the tractor manufacturer.

The total towed weight should be reduced based on tractor condition and road conditions.

When operating a Tow-Between Air System with a Steiger QUADTRAC use high capacity Drawbar in the extended length position.

Category IV tractor drawbar that can be locked in a stationary position with an intermediate drawbar chain support.

Tractor equipped with 12-volt electrical system with a 7 pin auxiliary electric outlet for warning lights

Closed center or load sensing hydraulic system for tractor required

**PRECISION AIR 3380 AND 3430 AIR SYSTEM
US PRICE LIST**

**(Ex Works - See Standard Equipment)
Standard Equipment**

Requirements for Operation: (cont.)

One hydraulic control valve for fan and auger

Maximum Case Drain Pressure must be less than 25 psi (172 kPa)

1 US gpm (3.8 lpm) Case Drain oil flow, VR Cart - 4.8 US gpm (18.1 lpm)

Electrical system capable of 7 amp nominal, 19 amp peak current draw (VR Cart - 4.0 amp nominal/peak)

Variable drive carts require a 12 volt, 550 cold cranking amp battery that is not supplied. The recommended battery is 12V lead acid, deep cycle, BCI group size 24, minimum 120 minutes RC (reserve capacity).

20 US gpm (75.7 lpm) @ 5000 fan RPM hydraulic oil flow

Additional 1.25 US gpm (4.7 lpm) per meter required for variable rate meter drives

Requirements for Operation: (cont.)

Typical hydraulic pressure requirement is 2500 psi (17.2 MPa) but the requirement may increase to 3000 psi (20.7 MPa) with high product rates*

* Minimum requirements are a starting point only and should be increased based on operating conditions and other implements that are used with the drill. Maximum allowable hydraulic pressure lower than either 3000 psi (20.7 MPa) or factory settings for individual tractors.

EX WORKS:

Wholegoods

(Ex Works Saskatoon, SK)

(Freight Equalized Fargo, ND)

Factory Supplied Attachments

(Ex Works Saskatoon, SK)



**PRECISION AIR 3380 AND 3430 AIR SYSTEM
US PRICE LIST**

(Ex Works - See Standard Equipment)

Models

COMMERCIAL MODEL	MODEL	TANK SIZE	Weight	List Price
PRECISION AIR 3380	PRECISION AIR	380 BUSHELS	3,016 LB	\$75,734.00
PRECISION AIR 3430	PRECISION AIR	430 BUSHELS	3,149 LB	\$82,736.00

Factory Supplied Options

Order Code	Description	Weight	List Price
HITCH TYPE			
SD_41039 HITCH			
789284	Tow-Between	2,544 LB	No Charge
789283	Tow-Behind Includes Transport Light Bar	2,009 LB	\$3,427.00
FAN AND FAN DRIVE			
SD_P6201 FAN			
789285	Dual fan	569 LB	No Charge
789286	Single fan	308 LB	(\$1,445.00)
METER DRIVE			
SD_P8501 SEED METER DRIVE			
789287	Mechanical drive	362 LB	No Charge

**PRECISION AIR 3380 AND 3430 AIR SYSTEM
US PRICE LIST**

(Ex Works - See Standard Equipment)

		451101	Variable rate drive Optional Task controller Provides Full Width Overlap and Boundary control on both Mechanical and Variable meter drives. Will also perform prescription rate adjustments with a Variable rate Meter. ISO11783 compliant Note: AFS Pro 700 Requires AFS Activation Fee \$800 USD, Order Thru Parts: 47441493 - Software, ISO Task Controller UNLOCK NAR In order to use the Task Controller, three things are needed external to the Cart: - GPS receiver must be installed on the tractor. - AFS Pro 700 display must be loaded with the precision farming software (PF DLL and AsApplied DLL) as well as the unlocked TaskController software (TaskController DLL). - USB flash drive (84398840) installed		\$4,887.00
--	--	--------	--	--	------------

AUGER

SD_P5501 AUGER

		789432	Steel cupped fighting	932 LB	No Charge
		XP5501X	No auger		(\$7,378.00)
		451169	Deluxe auger Electro-hydraulic with wireless hand-held control. Models 3380 and 3430 only The Deluxe Auger cannot be used on any TBT cart matched with 27 ft. or 33 ft. Flex Hoe 400, SDX 30, SDX 40 or 30 ft. or 40 ft. Precision Disk 500. The auger can contact the drills when turning and and result in damage.		\$13,570.00

FRONT WHEELS AND TIRES (TOW BEHIND SYSTEMS ONLY)

SD_P5101 TIRES

		XP5101X	No selection		No Charge
Precision Air Front Tire Opt.					
		789296	Dual w/22.5Lx16.1 R3 STII wheel and tire.	889 LB	No Charge
		789297	Dual w/21.5Lx16.1 I3 SGTRII Lug wheel and tire.	887 LB	(\$258.00)
Precision Air 3430					
		789288	Dual w/22.5Lx16.1 R3 ST11 lug wheel and tire, 2.5 in. spindle 812 hub. Precision Air 3430	864 LB	No Charge
		789289	Dual w/21.5Lx16.1 I3 SGTR11 lug wheel and tire, 2.5 in. spindle 812 hub. Precision Air 3430	900 LB	(\$258.00)

**PRECISION AIR 3380 AND 3430 AIR SYSTEM
US PRICE LIST**

(Ex Works - See Standard Equipment)

REAR AXLE WIDTH - CENTER TO CENTER

SD 15011 REAR AXLE

	424421	Standard rear tracking width of 120 in./3.05 m centers, 20 in./50.8 cm and 30 in./76.2 cm rows		No Charge
--	--------	---	--	-----------

REAR WHEELS AND TIRES

SD 16066 WHEELS AND TIRES

Single Wheels and Tires				
	789442	30.5 x 32 R3 AWT wheel and tires	2,515 LB	No Charge
	789443	30.5 x 32 R1 DTII Lug wheel and tires	2,575 LB	(\$422.00)
Dual Wheels and Tires				
	789444	18.4 x 38 R1 DTII Lug wheels and tires	3,853 LB	\$9,417.00
Less Single Tires				
	424406	Wheels only for 30.5 x 32 tire Less Tires		(\$8,952.00)
Less Single Wheels and Tires				
	789428	Axle 4.5 in. no WTV Includes axle housing and hub/spindle for single wheel Less Wheel and Tires	807 LB	(\$9,344.00)
Less Dual Wheels and Tires				
	789429	Axle 5.5 in. no WTV Includes axle housing and hub/spindle for dual wheels Less Wheels and Tires	1,519 LB	(\$6,868.00)

FIELD HITCH

SD 41012 FIELD HITCH

	X41012X	No field hitch		
		if HITCH is Tow-Between		No Charge
		if HITCH is Tow-Behind		(\$1,174.00)
Rear Field Hitches for TBH				
	789298	Hitch for Sm hoe drill /Chisel For Flex Hoe 400 Drill / Flex Till 600 Chisel Plow Flex Till 600 requires Field Hitch Mounts. Order from Factory Supplied Accessories section of Flex Till 600 price pages.	312 LB	No Charge
	789462	Hitch for Precision Disk 40	340 LB	\$50.00

**PRECISION AIR 3380 AND 3430 AIR SYSTEM
US PRICE LIST**

(Ex Works - See Standard Equipment)

	424962	Hitch for large hoe drills For Flex Hoe 700 - 60 and 70 ft. For Precision Hoe 800 - 50, 60 and 70 ft. See Hitch Configuration Table in back of the printed price book.		\$2,400.00
--	--------	--	--	------------

MONITOR

SD 21028 LOOSE ELECTRICAL COMPONENTS

	X21028X	No power adapter cable		No Charge
	424318	Power adapter cable - Monitor		\$109.00

SD 25003 CAB DISPLAY MONITOR

	X25003X	No Display monitor Tractor must be equipped with ISO11783 display and wiring harness		No Charge
	451102	AFS Pro 700 Display This package is for tractors that are not equipped with an ISO11783 display. Package includes AFS Pro 700 display and mounting hardware. If tractor not equipped with ISO11783 tractor harness, then must be ordered from Factory Supplied Accessories.		\$5,083.00
	451107	AFS Pro 700 w/Switchbox This package is for tractors that are not equipped with an ISO11783 display. Package includes AFS Pro 700 display, switchbox and mounting hardware. If tractor not equipped with ISO11783 tractor harness, then must be ordered from Factory Supplied Accessories.		\$5,436.00
	789306	Switchbox only This package is for ISO 11783 equipped tractors and provides the optional switchbox and required mounting hardware to work in conjunction with the display already present in the tractor cab. Appropriate switchbox ISO11783 adapter harness must be ordered from Factory Supplied Accessories.	1 LB	\$374.00

SD 25011 DISPLAY COMPLETING

	X25011X	No display mounting		No Charge
	424568	Harness, tractor		\$388.00
	424569	Harness, ISO switchbox 4WD		\$197.00
	424570	Harness, ISO switchbox		\$197.00

COMPLETION PACKAGE (AIR STREAM)

SD P9101 COMPLETION PACKAGE

	XP9101X	No selection		No Charge
--	---------	--------------	--	-----------

**PRECISION AIR 3380 AND 3430 AIR SYSTEM
US PRICE LIST**

(Ex Works - See Standard Equipment)

Completion Pkgs - Single Shoot			
789309	Single shoot - 3 Run		
	if HITCH is Tow-Between	73 LB	\$324.00
	if HITCH is Tow-Behind	73 LB	\$565.00
789311	Single shoot - 4 Run		
	if HITCH is Tow-Between	94 LB	\$427.00
	if HITCH is Tow-Behind	94 LB	\$704.00
789313	Single shoot-5 Run sm hoe drill Not for Precision Hoe 800		
	if HITCH is Tow-Between	120 LB	\$442.00
	if HITCH is Tow-Behind	120 LB	\$888.00
424773	Single shoot-5 Run prec drill For Precision Hoe 800		
	if HITCH is Tow-Between		\$455.00
	if HITCH is Tow-Behind		\$914.00
789315	Single shoot - 6 Run		
	if HITCH is Tow-Between	137 LB	\$516.00
	if HITCH is Tow-Behind	137 LB	\$985.00
789317	Single shoot - 7 Run		
	if HITCH is Tow-Between	193 LB	\$763.00
	if HITCH is Tow-Behind	193 LB	\$1,469.00
789319	Single shoot - 8 Run		
	if HITCH is Tow-Between	188 LB	\$695.00
	if HITCH is Tow-Behind	188 LB	\$1,373.00
Compl Pkgs - Ext Wear Single			
789327	Extended wear - 3 Run Includes extended wear 2.5 in. hose		
	if HITCH is Tow-Between	115 LB	\$741.00
	if HITCH is Tow-Behind	115 LB	\$1,405.00
789329	Extended wear - 4 Run Includes extended wear 2.5 in. hose		
	if HITCH is Tow-Between	119 LB	\$791.00
	if HITCH is Tow-Behind	119 LB	\$1,462.00
789331	Extended wear - 5 Run Not for Precision Hoe 800 Includes extended wear 2.5 in. hose		
	if HITCH is Tow-Between	159 LB	\$806.00
	if HITCH is Tow-Behind	159 LB	\$2,135.00
424771	Extended wear -5 Run for PHD For Precision Hoe 800 Includes extended wear 2.5 in. hose		
	if HITCH is Tow-Between		\$825.00
	if HITCH is Tow-Behind		\$2,161.00
789333	Extended wear - 6 Run Includes extended wear 2.5 in. hose		
	if HITCH is Tow-Between	160 LB	\$1,473.00
	if HITCH is Tow-Behind	160 LB	\$2,141.00

**PRECISION AIR 3380 AND 3430 AIR SYSTEM
US PRICE LIST**

(Ex Works - See Standard Equipment)

	789335	Extended wear - 7 Run Includes extended wear 2.5 in. hose		
		if HITCH is Tow-Between	274 LB	\$1,595.00
		if HITCH is Tow-Behind	274 LB	\$2,951.00
	789337	Extended wear - 8 Run Includes extended wear 2.5 in. hose		
		if HITCH is Tow-Between	238 LB	\$1,539.00
		if HITCH is Tow-Behind	238 LB	\$2,872.00
Completion Pkgs - Double Shoot				
	789321	Double shoot - 3 Run Includes double shoot intermediate manifold		
		if HITCH is Tow-Between	256 LB	\$882.00
		if HITCH is Tow-Behind	256 LB	\$1,361.00
	789322	Double shoot - 4 Run Includes double shoot intermediate manifold		
		if HITCH is Tow-Between	264 LB	\$1,094.00
		if HITCH is Tow-Behind	264 LB	\$1,643.00
	789323	Dble shoot-5 Run sm hoe drill Not for Precision Hoe 800 Includes double shoot intermediate manifold		
		if HITCH is Tow-Between	272 LB	\$1,115.00
		if HITCH is Tow-Behind	272 LB	\$2,008.00
	424772	Dble shoot-5 Run prec drill For Precision Hoe 800 Includes double shoot intermediate manifold		
		if HITCH is Tow-Between		\$1,149.00
		if HITCH is Tow-Behind		\$2,068.00
	789324	Double shoot - 6 Run Includes double shoot intermediate manifold		
		if HITCH is Tow-Between	350 LB	\$1,268.00
		if HITCH is Tow-Behind	350 LB	\$2,206.00
	789325	Double shoot - 7 Run Includes double shoot intermediate manifold		
		if HITCH is Tow-Between	461 LB	\$1,673.00
		if HITCH is Tow-Behind	461 LB	\$2,852.00
	789326	Double shoot - 8 Run Includes double shoot intermediate manifold		
		if HITCH is Tow-Between	444 LB	\$1,625.00
		if HITCH is Tow-Behind	444 LB	\$2,982.00
Compl. Pkgs-5310 Nutri-Tiller				
	424960	Extended wear - 6 Run For 30 ft. 5310 Nutri-tiller Includes extended wear 2.5 in. hose For Tow-Between		\$930.00
	424961	Extended wear - 8 Run For 40 ft. 5310 Nutri-tiller Includes extended wear 2.5 in. hose For Tow-Between		\$1,873.00

**PRECISION AIR 3380 AND 3430 AIR SYSTEM
US PRICE LIST**

(Ex Works - See Standard Equipment)

METER ROLLER 1

SD_P8401 METER ROLLERS 1

	XP8401X	No meter roller - 1			No Charge
	789472	Extra Fine - 1	23 LB		\$603.00
	789473	Fine - 1	20 LB		\$603.00
	789474	Coarse - 1	20 LB		\$603.00
	789475	Extra Coarse - 1	34 LB		\$603.00

METER ROLLER 2

SD_P8402 METER ROLLERS 2

	XP8402X	No meter roller - 2			No Charge
	789479	Extra Fine - 2	22 LB		\$603.00
	789480	Fine - 2	21 LB		\$603.00
	789481	Coarse - 2	20 LB		\$603.00
	789482	Extra Coarse - 2	19 LB		\$603.00

METER ROLLER 3

SD_P8403 METER ROLLERS 3

	XP8403X	No meter roller - 3			No Charge
	789483	Extra Fine - 3	23 LB		\$603.00
	789484	Fine - 3	21 LB		\$603.00
	789485	Coarse - 3	20 LB		\$603.00
	789486	Extra Coarse - 3	19 LB		\$603.00

METER ROLLER 4

SD_P8405 METER ROLLERS 4

	XP8405X	No meter roller - 4			No Charge
	451036	Extra Fine - 4			\$603.00
	451037	Fine - 4			\$603.00
	451038	Coarse - 4			\$603.00
	451039	Extra Coarse - 4			\$603.00

LIGHTING

SD_06023 LIGHT BAR

	X06023X	No light bar			No Charge
--	---------	--------------	--	--	-----------

**PRECISION AIR 3380 AND 3430 AIR SYSTEM
US PRICE LIST**

(Ex Works - See Standard Equipment)

	424802	Transport light bar Required for Tow-Between Air Systems if transported separately from seeding tool. Not Required with Tow-Behind hitch.			\$603.00
--	--------	---	--	--	----------

SD_06024 LIGHT EXTENSION KIT

	X06024X	No light extension kit			No Charge
	424803	Transport light bar extension Required for Tow-Between and Tow-Behind Air Systems if transported separately from seeding tool. Required if Air System is wider than seeding tool (e.g. air systems w/duals).			\$413.00

SD_06026 LIGHT PACKAGE

	X06026X	No service center light No lighting package			No Charge
	451040	Field Lighting Package			\$604.00

SD_06066 LIGHTING

	X06066X	No Lighting Selection			No Charge
	789381	Transport light bar lamps and flasher module. Required for Tow-Between Air Systems if transported separately from seeding tool.	9 LB		\$318.00
	789382	Transport light bar	29 LB		\$603.00
	789383	Transport light bar extension	23 LB		\$413.00

SD_30047 BEACON

	X30047X	No Beacon Light			No Charge
	782108	Rotating Amber Beacon			\$275.00

SETUP OPTIONS

SD_50097 SETUP

	789096	No setup			No Charge
Set-Up Charges Added to Inv.					
	789093	Setup at Harve, MT Depot Harve, MT - enter 112427 in the Ship To location on order. To calculate the actual Setup Charges that will appear on your invoice refer to the "Dealer Setup Charges" chart.			No Charge
	789095	Setup at Minot, ND Depot Minot, ND - enter 112425 in the Ship To location on order. To calculate the actual Setup Charges that will appear on your invoice refer to the "Dealer Setup Charges" chart.			No Charge

**PRECISION AIR 3380 AND 3430 AIR SYSTEM
US PRICE LIST**

(Ex Works - See Standard Equipment)

	789098	Setup Saskatoon SK To calculate the actual Setup Charges that will appear on your invoice refer to the "Dealer Setup Charges" chart.		No Charge
	451093	Setup Coaldale AB Coaldale, AB - enter 125403 in the Ship To location on order. To calculate the actual Setup Charges that will appear on your invoice refer to the "Dealer Setup Charges" chart.		No Charge
	451210	Setup Sexsmith AB Sexsmith, AB - enter 132635 in the Ship To location on order. To calculate the actual Setup Charges that will appear on your invoice refer to the "Dealer Setup Charges" chart.		No Charge
	789092	Setup Linden AB Linden, AB - enter 112445 in the Ship To location on order. To calculate the actual Setup Charges that will appear on your invoice refer to the "Dealer Setup Charges" chart.		No Charge
	789094	Setup Mundare AB Mundare, AB - enter 112447 in the Ship To location on order. To calculate the actual Setup Charges that will appear on your invoice refer to the "Dealer Setup Charges" chart.		No Charge
	424371	Setup at Winkler, MB Depot Winkler, MB - enter 116470 in the Ship To location on order. To calculate the actual Setup Charges that will appear on your invoice refer to the "Dealer Setup Charges" chart.		No Charge

OPERATOR'S MANUAL

SD_47044 MARKET / MANUALS

	789469	North American English	811 LB	No Charge
	789470	North American French	607 LB	No Charge

OTHER EQUIPMENT

SD_20102 HYDRAULIC KIT

	X20102X	No Hydraulic pkg		No Charge
	424349	Rear hitch pkg - Prec Disk Rear hitch hydraulic package For Precision Disk 30/40	84 LB	\$793.00
	424351	Rear hitch pkg - Sm. hoe drill Rear hitch hydraulic package For Flex Hoe 400	88 LB	\$860.00
	424352	Rear hitch pkg - Chisel plow Rear hitch hydraulic package For Flex Till 600	25 LB	\$290.00

**PRECISION AIR 3380 AND 3430 AIR SYSTEM
US PRICE LIST**

(Ex Works - See Standard Equipment)

	424350	Hydraulic tee package Rear hitch hydraulic tee package For Flex Till 600	14 LB		\$232.00
SD_27040 SENSORS					
	X27040X	No selection			No Charge
	789387	Bin level depth gauges One per tank	2 LB		\$676.00
SD_27048 VELOCITY SENSORS					
	X27048X	No selection			No Charge
	789388	Air velocity sensors One per meter box	4 LB		\$420.00
SD_41023 REAR HITCH					
	X41023X	No rear hitch			No Charge
	789391	Rear Hitch for towing liquid tank or other implement Under certain terrain / topography conditions (>5° slope) The use of an auxiliary hitch on a Tow-Behind Air System when used with a Flex Hoe 700 is NOT recommended. Utilize Tow-Between configuration.	295 LB		\$746.00
SD_P5502 AUGER SCREEN					
	XP5502X	No auger screen			No Charge
	451041	Sm. shield 1 in. auger screen Cannot be used with Deluxe Auger			\$229.00
SD_P8601 SPROCKET					
	XP8601X	No sprocket ratio Base. Mechanical Meter Drive Air System Only - REQUIRED Sprocket Ratio = Drill Width(ft)/(Number of Completion Package runs X 10)			(\$73.00)
	789339	0.500 Sprocket ratio Mechanical Meter Drive Air System Only - REQUIRED Sprocket Ratio = Drill Width(ft)/(Number of Completion Package runs X 10)	6 LB		No Charge
	789340	0.566 Sprocket ratio			No Charge
	789341	0.612 Sprocket ratio	6 LB		No Charge
	789342	0.635 Sprocket ratio	5 LB		No Charge
	789343	0.646 Sprocket ratio	4 LB		No Charge
	789344	0.652 Sprocket ratio			No Charge
	789345	0.654 Sprocket ratio	6 LB		No Charge
	789346	0.660 Sprocket ratio	6 LB		No Charge
	789347	0.667 Sprocket ratio	4 LB		No Charge
	789348	0.674 Sprocket ratio			No Charge
	789349	0.682 Sprocket ratio	4 LB		No Charge

**PRECISION AIR 3380 AND 3430 AIR SYSTEM
US PRICE LIST**

(Ex Works - See Standard Equipment)

	789350	0.692 Sprocket ratio	6 LB	No Charge
	789351	0.708 Sprocket ratio		No Charge
	789352	0.712 Sprocket ratio	6 LB	No Charge
	789353	0.726 Sprocket ratio	6 LB	No Charge
	789354	0.735 Sprocket ratio	6 LB	No Charge
	789355	0.740 Sprocket ratio	5 LB	No Charge
	789356	0.750 or 1.333 Sprocket ratio	3 LB	No Charge
	789357	0.756 Sprocket ratio	6 LB	No Charge
	789358	0.762 Sprocket ratio	4 LB	No Charge
	789359	0.775 Sprocket ratio	3 LB	No Charge
	789360	0.778 Sprocket ratio	4 LB	No Charge
	789361	0.787 Sprocket ratio	6 LB	No Charge
	789362	0.800 Sprocket Ratio	3 LB	No Charge
	789363	0.805 Sprocket ratio	6 LB	No Charge
	789364	0.813 Sprocket ratio	5 LB	No Charge
	789365	0.825 Sprocket ratio	4 LB	No Charge
	789366	0.837 Sprocket ratio	4 LB	No Charge
	789367	0.843 Sprocket ratio	6 LB	No Charge
	789368	0.854 Sprocket ratio	5 LB	No Charge
	789369	0.860 Sprocket ratio	6 LB	No Charge
	789370	0.867 Sprocket ratio	5 LB	No Charge
	789371	0.875 Sprocket ratio	6 LB	No Charge
	789372	0.881 Sprocket ratio	6 LB	No Charge
	789373	0.886 Sprocket ratio	6 LB	No Charge
	789374	0.900 Sprocket ratio	6 LB	No Charge
	789375	0.920 Sprocket ratio	6 LB	No Charge
	789376	0.933 Sprocket ratio	5 LB	No Charge
	789377	0.940 or 1.064 Sprocket ratio	6 LB	No Charge
	789378	0.950 or 1.053 Sprocket ratio	6 LB	No Charge
	789379	0.975 or 1.025 Sprocket ratio	4 LB	No Charge
	789380	1.000 Sprocket ratio	2 LB	No Charge

**PRECISION AIR 3380 AND 3430 AIR SYSTEM
US PRICE LIST**

(Ex Works - See Standard Equipment)
Factory Supplied Attachments

Order Code	Description	Weight	List Price
Transport Lighting & Marking			
87501763	Transport Light Bar Required for Tow-Between Air Systems if transported separate from seeding tool.	30 LB	\$603.00
87501738	Transport Light Bar Extension Required for Air System if transported separate from seeding tool. Required if Air System is wider than seeding tool.	24 LB	\$412.00
131219	Transport Light Bar Lamps/Flasher Module Required for Air Systems if transported separate from seeding tool.	10 LB	\$318.00
Meter Rollers - Extra fine			
125013	Meter Roller 3 Run Extra Fine	20 LB	\$603.00
125014	Meter Roller 4 Run Extra Fine	20 LB	\$603.00
125015	Meter Roller 5 Run Extra Fine	20 LB	\$603.00
125016	Meter Roller 6 Run Extra Fine	20 LB	\$603.00
125017	Meter Roller 7 Run Extra Fine	20 LB	\$603.00
125018	Meter Roller 8 Run Extra Fine	20 LB	\$603.00
Meter Rollers - Fine			
125023	Meter Roller 3 Run Fine	20 LB	\$603.00
125024	Meter Roller 4 Run Fine	20 LB	\$603.00
125025	Meter Roller 5 Run Fine	20 LB	\$603.00
125026	Meter Roller 6 Run Fine	20 LB	\$603.00
125027	Meter Roller 7 Run Fine	20 LB	\$603.00
125028	Meter Roller 8 Run Fine	20 LB	\$603.00
Meter Rollers - Coarse			
125033	Meter Roller 3 Run Coarse	20 LB	\$603.00
125034	Meter Roller 4 Run Coarse	20 LB	\$603.00
125035	Meter Roller 5 Run Coarse	20 LB	\$603.00
125036	Meter Roller 6 Run Coarse	20 LB	\$603.00
125037	Meter Roller 7 Run Coarse	20 LB	\$603.00
125038	Meter Roller 8 Run Coarse	20 LB	\$603.00
Meter Rollers - Extra Coarse			
125093	Meter Roller 3 Run Extra Coarse	20 LB	\$603.00
125094	Meter Roller 4 Run Extra Coarse	20 LB	\$603.00
125095	Meter Roller 5 Run Extra Coarse	20 LB	\$603.00
125096	Meter Roller 6 Run Extra Coarse	20 LB	\$603.00
125097	Meter Roller 7 Run Extra Coarse	20 LB	\$603.00
125098	Meter Roller 8 Run Extra Coarse	20 LB	\$603.00

**PRECISION AIR 3380 AND 3430 AIR SYSTEM
US PRICE LIST**

(Ex Works - See Standard Equipment)

Meter Rollers - Sprocket

	125019	Roller Sprocket Requires 1 per meter roller - mechanical drive only.	2 LB		\$31.00
--	--------	---	------	--	---------

Drive Sprockets - Mechanical

	123376	0.467 Sprocket Ratio For Mechanical drive air systems. Calculate the sprocket ratio required = Drill Width(ft)/(Number of Completion Package runs X 10)	6 LB		\$76.00
	123377	0.500 Sprocket Ratio	6 LB		\$76.00
	123378	0.533 Sprocket Ratio	6 LB		\$76.00
	123300	0.546 Sprocket Ratio	6 LB		\$76.00
	123379	0.566 Sprocket Ratio	6 LB		\$76.00
	123302	0.574 Sprocket Ratio	6 LB		\$76.00
	123303	0.577 Sprocket Ratio	6 LB		\$76.00
	123305	0.600 Sprocket Ratio	6 LB		\$76.00
	123306	0.608 Sprocket Ratio	6 LB		\$76.00
	123307	0.612 Sprocket Ratio	6 LB		\$76.00
	123308	0.615 Sprocket Ratio	6 LB		\$76.00
	123309	0.620 Sprocket Ratio	6 LB		\$76.00
	123310	0.633 Sprocket Ratio	6 LB		\$76.00
	123311	0.635 Sprocket Ratio	6 LB		\$76.00
	123312	0.646 Sprocket Ratio	6 LB		\$76.00
	123313	0.652 Sprocket Ratio	6 LB		\$76.00
	123314	0.653 Sprocket Ratio	6 LB		\$76.00
	123315	0.654 Sprocket Ratio	6 LB		\$76.00
	123316	0.659 Sprocket Ratio	6 LB		\$76.00
	123317	0.660 Sprocket Ratio	6 LB		\$76.00
	123318	0.667 Sprocket Ratio	6 LB		\$76.00
	123319	0.674 Sprocket Ratio	6 LB		\$76.00
	123320	0.680 Sprocket Ratio	6 LB		\$76.00
	123321	0.682 Sprocket Ratio	6 LB		\$76.00
	123322	0.686 Sprocket Ratio	6 LB		\$76.00
	123324	0.692 Sprocket Ratio	6 LB		\$76.00
	123326	0.702 Sprocket Ratio	6 LB		\$80.00
	123327	0.706 Sprocket Ratio	6 LB		\$80.00
	123328	0.708 Sprocket Ratio	6 LB		\$80.00
	123374	0.712 Sprocket Ratio	6 LB		\$76.00
	123329	0.717 Sprocket Ratio	6 LB		\$80.00
	123330	0.720 Sprocket Ratio	6 LB		\$80.00
	123331	0.721 Sprocket Ratio	6 LB		\$80.00
	123332	0.726 Sprocket Ratio	6 LB		\$80.00
	123333	0.731 Sprocket Ratio	6 LB		\$80.00
	123334	0.735 Sprocket Ratio	6 LB		\$80.00
	123335	0.740 Sprocket Ratio	6 LB		\$80.00
	123336	0.75 or 1.333 Sprocket Ratio	6 LB		\$80.00
	123337	0.756 Sprocket Ratio	6 LB		\$80.00
	123338	0.762 Sprocket Ratio	6 LB		\$80.00

**PRECISION AIR 3380 AND 3430 AIR SYSTEM
US PRICE LIST**

(Ex Works - See Standard Equipment)

123339	0.765 Sprocket Ratio	6 LB	\$80.00
123340	0.767 Sprocket Ratio	6 LB	\$80.00
123341	0.775 Sprocket Ratio	6 LB	\$80.00
123342	0.778 Sprocket Ratio	6 LB	\$80.00
123343	0.787 Sprocket Ratio	6 LB	\$80.00
123344	0.792 Sprocket Ratio	6 LB	\$80.00
123345	0.795 Sprocket Ratio	6 LB	\$80.00
123346	0.800 Sprocket Ratio	6 LB	\$80.00
123347	0.805 Sprocket Ratio	6 LB	\$80.00
123348	0.813 Sprocket Ratio	6 LB	\$80.00
123349	0.820 Sprocket Ratio	6 LB	\$80.00
123350	0.825 Sprocket Ratio	6 LB	\$80.00
123351	0.837 Sprocket Ratio	6 LB	\$80.00
123352	0.840 Sprocket Ratio	6 LB	\$80.00
123353	0.843 Sprocket Ratio	6 LB	\$80.00
123354	0.854 Sprocket Ratio	6 LB	\$76.00
123355	0.860 Sprocket Ratio	6 LB	\$76.00
123356	0.861 Sprocket Ratio	6 LB	\$76.00
123357	0.867 Sprocket Ratio	6 LB	\$76.00
123358	0.875 Sprocket Ratio	6 LB	\$76.00
123359	0.880 Sprocket Ratio	6 LB	\$76.00
123360	0.881 Sprocket Ratio	6 LB	\$76.00
123361	0.885 Sprocket Ratio	6 LB	\$76.00
123362	0.886 Sprocket Ratio	6 LB	\$76.00
123363	0.900 Sprocket Ratio	6 LB	\$76.00
123364	0.907 Sprocket Ratio	6 LB	\$76.00
123365	0.920 Sprocket Ratio	6 LB	\$76.00
123366	0.925 Sprocket Ratio	6 LB	\$76.00
123367	0.933 Sprocket Ratio	6 LB	\$76.00
123368	0.940 or 1.064 Sprocket Ratio	6 LB	\$76.00
123375	0.950 or 1.053 Sprocket Ratio	5 LB	\$76.00
123369	0.960 Sprocket Ratio	6 LB	\$76.00
123370	0.968 Sprocket Ratio	6 LB	\$76.00
123371	0.975 or 1.053 Sprocket Ratio	6 LB	\$76.00
123372	1.000 Sprocket Ratio	6 LB	\$76.00

Cross Tillage Ext-Flex Hoe 400

129199	Monitor cable extension - 40 ft. 5 in. Cross Tillage electronic harness REQUIRED for Tow-Behind Air Systems if not ordered with the air drill or tillage unit.	2 LB	\$591.00
114174	Fan / Auger Hydraulic Hose Extension Precision Air 2280, 2330, 3380 and 3430 TBH Air Systems only. REQUIRED for Tow-Behind Air Systems, if not ordered with the air drill or tillage unit.	107 LB	\$1,576.00

Precision Disk Air Drills

129166	Cross tillage monitor cable ext For Precision Disk 30 or 40. Required for Tow-Behind System if not ordered with the drill.	2 LB	\$748.00
--------	---	------	----------

**PRECISION AIR 3380 AND 3430 AIR SYSTEM
US PRICE LIST**

(Ex Works - See Standard Equipment)

	87685437	Fan/Auger Hydraulic Hose Extension For Precision Disk 30 with Tow-Behind Air System.	114 LB	\$1,588.00
	129183	Fan/Auger Hydraulic Hose Extension For Precision Disk 40 with Tow-Behind Air System	114 LB	\$1,640.00

FlexHoe700 and PrecisionHoe800

	87534727	Cross Tillage Cable Monitor Extension For LHD or PHD with Tow-Behind Air Systems, if not ordered with the drill.	2 LB	\$651.00
	87534718	Fan / Auger Hyd Hose Extension For LHD or PHD with Tow-Behind Air Systems, if not ordered with the drill.	91 LB	\$2,478.00

Monitors

	84472476	Display, large touch screen AFS 700 Pro	5 LB	\$5,182.00
	87668604	Switchbox with Mounting Hardware	1 LB	\$353.00
	87668624	Harness, ISO Switchbox CNH non-4WD	1 LB	\$190.00
	84222034	Harness, ISO Switchbox CNH 4WD	1 LB	\$190.00
	84222032	Harness, tractor Tractors not equipped with an ISO 11783 compatible harness requires this tractor harness.	1 LB	\$366.00
	84261536	Power Adapter Cable for Monitor This adaptor is only required for tractors not equipped with ISO 3-pin 12V power plug-in to provide a 12V power source for the monitor.	1 LB	\$101.00

Field Hitches

	114172	Small Hoe Drill and Chisel Plow Flex Hoe 400 and Flex Till 600 Flex Till 600 requires field hitch mounts. Order from factory supplied accessories section of Flex Till 600 price pages.	300 LB	\$1,208.00
	129190	SDX40 field hitch Precision Disk 40	322 LB	\$1,258.00
	84325026	Hitch for large hoe drills For Flex Hoe 700 - 60 and 70 ft. For Precision Hoe 800 - 50, 60 and 70 ft. Used to connect Tow-Behind Air System to rear (intermediate) hitch on drill. Normally supplied with air system. See Hitch Configuration Table in back of the printed price book.	548 LB	\$2,332.00

Air Stream Pkgs Tow-Behind

	87506322	Completion Package 3 Run SS TBH	71 LB	\$564.00
	138936	Completion Package 4 Run SS TBH	82 LB	\$705.00
	138938	Completion Package 5 Run SS TBH	105 LB	\$888.00
	84239773	Completion Package 5 Run SS TBH - PHD 5 Run for 50 ft. Precision Hoe 800 Only		\$914.00
	87505535	Completion Package 6 Run SS TBH	116 LB	\$985.00
	87504381	Completion Package 7 Run SS TBH	190 LB	\$1,474.00
	138942	Completion Package 8 Run SS TBH	163 LB	\$1,372.00

**PRECISION AIR 3380 AND 3430 AIR SYSTEM
US PRICE LIST**

(Ex Works - See Standard Equipment)

Air Stream Pkgs Extended wear

87506314	Completion Package 3 Run SS TBH	115 LB	\$1,403.00
87506316	Completion Package 4 Run SS TBH	115 LB	\$1,463.00
87506318	Completion Package 5 Run SS TBH	160 LB	\$2,136.00
84239778	Comp Pkg 5 Run Extnded Wear SS TBH - PHD 5 Run for 50 ft. Precision Hoe 800 Only		\$2,161.00
87506320	Completion Package 6 Run SS TBH	160 LB	\$2,142.00
87504385	Completion Package 7 Run SS TBH	274 LB	\$2,898.00
87505539	Completion Package 8 Run SS TBH	239 LB	\$2,870.00

Air Stream Pkgs - DS - TBH

138952	Completion Package 3 Run DS TBH	154 LB	\$1,361.00
138954	Completion Package 4 Run DS TBH	163 LB	\$1,644.00
87506325	Completion Package 5 Run DS TBH		\$2,008.00
84239776	Completion Package 5 Run DS TBH - PHD 5 Run for 50 ft. Precision Hoe 800 Only		\$2,068.00
138958	Completion Package 6 Run DS TBH	232 LB	\$2,206.00
87504383	Completion Package 7 Run DS TBH	380 LB	\$2,866.00
138960	Completion Package 8 Run DS TBH	173 LB	\$2,981.00

Air Stream Pkgs Tow- Between

87506323	Completion Package 3 Run SS TBT	39 LB	\$323.00
138937	Completion Pacakge 4 Run SS TBT	52 LB	\$426.00
138939	Completion Package 5 Run SS TBT	52 LB	\$442.00
84239775	Completion Package 5 Run SS TBT - PHD 5 Run for 50 ft. Precision Hoe 800 Only	52 LB	\$454.00
87505536	Completion Package 6 Run SS TBT	61 LB	\$517.00
87504382	Completion Package 7 Run SS TBT	65 LB	\$769.00
87505537	Completion Package 8 Run SS TBT	87 LB	\$694.00

Air Stream Pkgs Extended wear.

87506315	Completion Package 3 Run SS TBT	45 LB	\$741.00
87506317	Completion Package 4 Run SS TBT	50 LB	\$791.00
87506319	Completion Package 5 Run SS TBT	50 LB	\$807.00
84239779	Comp Pkg 5 Run Extnded Wear SS TBT - PHD 5 Run for 50 ft. Precision Hoe 800 Only		\$825.00
138923	Completion Package 6 Run SS TBT	120 LB	\$1,474.00
87504386	Completion Package 7 Run SS TBT	124 LB	\$1,579.00
87506321	Completion Package 8 Run SS TBT	129 LB	\$1,540.00
84317931	Completion Package 6 Run TBT - Extd Wear For use with Case IH 30 ft. Nutri-tiller 5310 strip till unit. Includes extended wear 2.5 in. hose.	160 LB	\$930.00
84317932	Completion Package 8 Run TBT - Extd Wear For use with Case IH 40 ft. Nutri-tiller 5310 strip till unit. Includes extended wear 2.5 in. hose.	239 LB	\$1,873.00

Air Stream Pkgs - DS - TBT.

87506324	Completion Package 3 Run DS TBT Requires DS Intermediate Manifold listed below, 125070.	78 LB	\$883.00
----------	--	-------	----------

**PRECISION AIR 3380 AND 3430 AIR SYSTEM
US PRICE LIST**

(Ex Works - See Standard Equipment)

	138955	Completion Package 4 Run DS TBT Requires DS Intermediate Manifold listed below, 125070.	91 LB	\$1,095.00
	138957	Completion Package 5 Run DS TBT Requires DS Intermediate Manifold listed below, 125070.	91 LB	\$1,115.00
	84239777	Completion Package 5 Run DS TBT - PHD 5 Run for 50 ft. Precision Hoe 800 Only. Requires DS Intermediate Manifold listed below, 125070.	82 LB	\$1,149.00
	87506326	Completion Package 6 Run DS TBT Requires DS Intermediate Manifold listed below, 125070.	106 LB	\$1,813.00
	87504384	Completion Package 7 Run DS TBT Requires DS Intermediate Manifold listed below, 125070.	130 LB	\$1,682.00
	87505538	Completion Package 8 Run DS TBT Requires DS Intermediate Manifold listed below, 125070.	160 LB	\$1,625.00

Air Stream Pkgs-Double shoot I

	125070	Double Shoot Intermediate Manifold Single to Dual Conversion	67 LB	\$237.00
--	--------	---	-------	----------

Rear Hitch TBH Air System

	87505508	Rear Hitch for Towing Liquid Tank or other implement. Under certain / topography conditions (>5° slope) the use of an axullary hitch on a Tow-Behind Air System with LHD is NOT recommended Utilize Tow-Between configuration.	264 LB	\$747.00
	129173	Rear Hitch Hyd Package - Precision Disk Provides hydraulic hoses and fitting from tractor to Tow-Behind Air System rear hitch.	70 LB	\$793.00
	129174	Rear Hitch Hyd Package - Small Hoe Drill Provides hydraulic hoses and fitting from tractor to Tow-Behind Air System rear hitch.	74 LB	\$859.00
	129195	Rear Hitch Hyd Package Flex Till 600 Provides hydraulic hoses and fitting from center of tillage to Tow-Behind System rear hitch. Hydraulic tee package is required to tee into wing lift circuit of tillage unit.	26 LB	\$290.00
	129197	Hydraulic Tee Package - Flex Till 600 Provides hydraulic hoses and fitting from center of tillage to Tow-Behind Air System rear hitch. Hydraulic tee package is required to tee into wing lift circuit of tillage unit.	12 LB	\$230.00

Air Packages- Tow-Behind

	87506327	Air pkg generic 3 run TBH SS CIH Require Cross Tillage Extensions from Factory Supplied Attachments Order 1 package for single shoot system, 2 packages for double shoot. From Quick Connect on chisel plow hitch to ground tool.	138 LB	\$1,137.00
	87506328	Air pkg generic 4 run TBH SS CIH Require Cross Tillage Extensions from Factory Supplied Attachments Order 1 package for single shoot system, 2 packages for double shoot. From Quick Connect on chisel plow hitch to ground tool.	271 LB	\$1,884.00

**PRECISION AIR 3380 AND 3430 AIR SYSTEM
US PRICE LIST**

(Ex Works - See Standard Equipment)

	139206	Air pkg generic 6 run TBH SS CIH Require Cross Tillage Extensions from Factory Supplied Attachments Order 1 package for single shoot system, 2 packages for double shoot. From Quick Connect on chisel plow hitch to ground tool.	360 LB	\$2,539.00
	87506330	Air pkg generic 8 run TBH SS CIH Require Cross Tillage Extensions from Factory Supplied Attachments Order 1 package for single shoot system, 2 packages for double shoot. From Quick Connect on chisel plow hitch to ground tool.	443 LB	\$3,350.00

Air Packages Tow-Between

	87506331	Air pkg generic 3 run TBT SS CIH Order 1 package for single shoot system, 2 packages for double shoot. From Quick Connect on chisel plow hitch to ground tool.	291 LB	\$1,952.00
	87506332	Air pkg generic 4 run TBT SS CIH Order 1 package for single shoot system, 2 packages for double shoot. From Quick Connect on chisel plow hitch to ground tool.	291 LB	\$2,537.00
	87506333	Air pkg generic 6 run TBT SS CIH Order 1 package for single shoot system, 2 packages for double shoot. From Quick Connect on chisel plow hitch to ground tool.	499 LB	\$3,650.00
	87506304	Air pkg generic 8 run TBT SS CIH Order 1 package for single shoot system, 2 packages for double shoot. From Quick Connect on chisel plow hitch to ground tool.	626 LB	\$4,610.00

Air Packages Easy Flow Headers

	138681	Completion Package 7 Port Order with generic air packs. Order 1 package for single shoot system, 2 packages for double shoot. From Quick Connect on chisel plow hitch to ground tool.	4 LB	\$145.00
	87506312	Completion Package 8 Port Order with generic air packs. Order 1 package for single shoot system, 2 packages for double shoot. From Quick Connect on chisel plow hitch to ground tool.	4 LB	\$145.00
	138683	Completion Package 9 Port Order with generic air packs. Order 1 package for single shoot system, 2 packages for double shoot. From Quick Connect on chisel plow hitch to ground tool.	4 LB	\$145.00
	138684	Completion Package 10 Port Order with generic air packs. Order 1 package for single shoot system, 2 packages for double shoot. From Quick Connect on chisel plow hitch to ground tool.	4 LB	\$145.00
	87505534	Completion Package 11 Port Order with generic air packs. Order 1 package for single shoot system, 2 packages for double shoot. From Quick Connect on chisel plow hitch to ground tool.	4 LB	\$145.00

**PRECISION AIR 3380 AND 3430 AIR SYSTEM
US PRICE LIST**

(Ex Works - See Standard Equipment)

	138686	Completion Package 12 Port Order with generic air packs. Order 1 package for single shoot system, 2 packages for double shoot. From Quick Connect on chisel plow hitch to ground tool.	4 LB	\$145.00
--	--------	--	------	----------

Work Switch

	129170	Tillage mounted work switch	19 LB	\$394.00
--	--------	-----------------------------	-------	----------

Sensors

	125215	Velocity Sensors Quantity 3 - one per meter box.	2 LB	\$421.00
	87505504	Bin Level Depth Sensor Bin level depth gauges, Ultra-Sonic quantity 3 - one per tank.	2 LB	\$676.00

Field Lighting

	87505506	Beacon Option	5 LB	\$276.00
	87505507	Auxiliary Cart / Auger Fld Lighting Pkg 3 Lights	6 LB	\$603.00

Auger

	47435732	Grain dump deflector	1 LB	\$50.00
	47500761	Light bar brace for deluxe auger	29 LB	\$148.00
	47486736	Deluxe auger manual control box	4 LB	\$625.00
	47468302	Deluxe auger attachment	2,290 LB	\$17,100.00
	47468774	Standard auger attachment	1,535 LB	\$8,232.00

Auger Screen

	84179849	1 in. x 1 in., 10 Auger Screen Cannot be used with Deluxe Auger	40 LB	\$229.00
--	----------	--	-------	----------

Sect Ctrl Meter 1/2 Width Kit

	47455047	Split meter Section Control Kit Plastic 3 tanks; 3380 and 3430	100 LB	\$3,500.00
	47455048	Split meter Section Control Kit Plastic 2 tanks; 2280 and 2330	100 LB	\$2,332.00

Mtr Rlrs for 1/2 Width Sect Ctrl

	47491007	Plastic Tank, 8 run, extra fine roller	27 LB	\$2,167.00
	47491010	Plastic Tank, 8 run, fine roller	27 LB	\$2,167.00
	47491012	Plastic Tank, 8 run, coarse roller	27 LB	\$2,167.00
	47491014	Plastic Tank, 8 run, extra coarse roller	27 LB	\$2,167.00
	47491018	Plastic Tank, 7 run, extra fine roller	27 LB	\$2,167.00
	47491019	Plastic Tank, 7 run, fine roller	27 LB	\$2,167.00
	47491020	Plastic Tank, 7 run, coarse roller	27 LB	\$2,167.00
	47491021	Plastic Tank, 7 run, extra coarse roller	27 LB	\$2,167.00
	47491022	Plastic Tank, 6 run, extra fine roller	27 LB	\$2,167.00
	47491023	Plastic Tank, 6 run, fine roller	27 LB	\$2,167.00
	47491024	Plastic Tank, 6 run, coarse roller	27 LB	\$2,167.00
	47491025	Plastic Tank, 6 run, extra coarse roller	27 LB	\$2,167.00

**PRECISION AIR 3380 AND 3430 AIR SYSTEM
US PRICE LIST**

(Ex Works - See Standard Equipment)

	47491026	Plastic Tank, 5 run, extra fine roller	27 LB		\$2,167.00
	47491027	Plastic Tank, 5 run, fine roller	27 LB		\$2,167.00
	47491028	Plastic Tank, 5 run, coarse roller	27 LB		\$2,167.00
	47491029	Plastic Tank, 5 run, extra coarse roller	27 LB		\$2,167.00

P1BT

**SUGGESTED DEALER SETUP CHARGES
For Precision Air 3380 and 3430 Air System**

	<u>U.S. \$</u>
Handling Fee	\$147.00
Saskatoon Setup Services Admin Fee	\$232.00
Hydraulic Oil	\$15.60
Air Cart - 50 Series: 3380, 3430	\$497.00
Electronic Test	\$63.00
Deluxe Auger - 50 Series	\$619.00
Auger - 50 Series	\$247.00
Field Hitch	\$186.00
Dual Rear Axles and Tires	\$309.00
Single Shoot - Tow Between 2.5" Hose Completion Package (per run)	\$23.00
Single Shoot - Tow Behind 2.5" Hose Completion Package (per run)	\$19.80
Double Shoot - Tow Between 2.5" Hose Completion Package (per run)	\$23.00
Double Shoot - Tow Behind 2.5" Hose Completion Package (per run)	\$19.80
Intermediate Manifold (each)	\$63.00
Meter Roller - Mechanical Drive ONLY (each)	\$32.00
Tillage Mounted Work Switch	\$32.00
Cross Tillage Pack	\$186.00
Rear Hitch	\$63.00
Field Lighting Package - 50 Series	\$125.00
Beacon Option	\$32.00
Auger Screen	\$32.00
½ Width Section Control Kit	\$866.00

Note: Set-up price includes hydraulic tips and grease, but NOT final field adjustment.

**PRECISION AIR 3580 AIR SYSTEM
US PRICE LIST**

**(Ex Works - See Standard Equipment)
Standard Equipment**

TANK SIZE:

580 US bushels (20435 liters)
3 Compartment steel tank
Tow-Behind only:
 Front Tank - 135 US bushels
 (4757 liters)
 Middle Tank - 183 US bushels
 (6449 liters)
 Rear Tank - 262 US bushels
 (9233 liters)

SEED DELIVERY:

Hydraulic driven dual fan with
100 amp alternator

WHEELS AND TIRES:

Rear Axle:
 30.5L X 32 12PR AWT single tires
 @ 120 in. (3.05 m) tracking width
Front Axle:
 30.5L X 32 12PR AWT single tires
 @ 131 in. (3.33 m) tracking width
 with tongue controlled front wheel
 steering (non-caster steering)
 (optional 30.5L x 32 12PR R1 40 lbs.
 single tires)

MANIFOLD:

Quick change double shoot valves
Maximum of 8 primary 2.5 in. (6.4 cm)
lines per meter roller (for a maximum
of 16 primaries per cart)

METER DRIVE:

Variable-hydraulically driven
mechanism with control from cab

DELUXE AUGER:

10 in. (25.4 cm) Steel flighting with
cupped and double flighted intake,
electro-hydraulic controlled
positioning. Includes wireless hand-
held control and hopper designed for
unloading semi-hopper bottom trailers.
Flexible weather proof hopper cover
included.

TRANSPORT DIMENSIONS:

Ground Clearance:
 25 in. (0.64 m)
Height:
 15 ft. 4 in. (4.67 m)
Overall Width:
 12 ft. 8 in. (3.86 m)
Length Tow-Behind (w/Auger):
 35 ft. 8 in. (10.9 m)
Weight Tow-Behind (Empty):
 16,050 lbs. (7295 kg)
Weight Tow-Behind (Loaded*):
 50,610 lbs. (23004 kg)

* When loaded with 48 lb./cu. ft.
product

AIR SYSTEM CAPACITIES:

Product Rate:
 Maximum rate per primary
 2.5 in (6.4 cm) Line
 40 lbs. / min @ 5000 fan RPM

Transport lighting meets ASAE 279.11
standard.

**PRECISION AIR 3580 AIR SYSTEM
US PRICE LIST**

**(Ex Works - See Standard Equipment)
Standard Equipment**

Requirements for Operation:

MONITOR AND CONTROL SYSTEM:

ISO 11783 Compliant

Monitor/Electronics

Cab mounted AFS Monitor provides:

Low-Level bin sensors

Fan RPM

Ground Speed

Individual meter roller speed

Rate / acre (hectare) readout

OPTIONAL TASK CONTROLLER:

Provides Full Width Overlap
and Boundary control.

Will also perform prescription rate.
adjustments with the standard Variable
rate Meter.

ISO11783 compliant

Note: AFS Pro 700 Requires AFS
Activation Fee \$800 USD, Parts:

47441493 - Software, ISO Task
support. Controller UNLOCK NAR

In order to use the Task Controller,
three things are needed external to
the Cart:

- GPS receiver must be installed on
the tractor.
- AFS Pro 700 display must be loaded
with the precision farming software
hydraulic system for tractor required.
(PF DLL and AsApplied DLL) as well
as the unlocked TaskController One
hydraulic control valve for fan
software (Task Controller DLL) and
auger.
- USB flash drive (84398840) installed

TRACTOR MONITOR INSTALLATION

KIT IS REQUIRED FOR OPERATION

(include brackets and harness).

See Parts Division for ordering
information.

Do not tow the implement at speeds
over 20 mph (32 kph).

Requirements for Operation: (cont.)

Do not tow a loaded air system while
transporting the implement between
fields.

Do not tow more than two implements
behind the tractor while transporting
between fields.

The total towed weight should be less
than 1.5 times the maximum
operating weight provided by the
tractor manufacturer.

The total towed weight should be
reduced based on tractor condition
and road condition.

Category IV tractor drawbar that can
be locked in a stationary position with
an intermediate drawbar chain
support.

Tractor equipped with 12-volt electrical
system with a 7 pin auxiliary electronic
outlet for warning lights

Closed center or load sensing
hydraulic system for tractor required.

One hydraulic control valve for fan
and auger.

Maximum Case Drain Pressure must
be less than 25 psi (172 kPa).

Case Drain oil flow:
4.8 US gpm (18.1 lpm)

Electrical system capable of 4 amp
nominal, 4 amp peak current draw
(13A fully burden with field lighting
and all run blockage).

**PRECISION AIR 3580 AIR SYSTEM
US PRICE LIST**

**(Ex Works - See Standard Equipment)
Standard Equipment**

Requirements for Operation: (cont.)

Variable drive carts require a 12 volt, 550 cold cranking amp battery that is not supplied. The recommended battery is 12V lead acid, deep cycle, BCI group size 24, minimum 120 minutes RC (reserve capacity).

20 US gpm (75.7 lpm) @ 5000 fan RPM hydraulic oil flow.

Additional 1.25 US gpm (4.7 lpm) per meter required for variable rate meter drives.

Typical hydraulic pressure requirement is 2500 psi (17.2 MPa) but the requirements may increase to 3000 psi (20.7 MPa) with high product rates*.

* Minimum requirements are a starting point only and should be increased based on operating conditions and other implements that are used with the drill. Maximum allowable hydraulic pressure lower than either 3000 psi (20.7 MPa) or factory settings for individual tractors.

Requirements for Operation: (cont.)

SHIPPING WHEELS - Recommended when air cart shipped directly from Saskatoon Plant.

All 3580 air carts shipped directly from Saskatoon will have the tires/wheels removed to reduce shipping height. To facilitate unloading off the trailer it is highly recommended dealers order a set of unloading wheels which can easily be installed on the shipping frame. Order the unloading wheels from Parts Division (P/N 84335879).

EX WORKS:

Wholegoods

(Ex Works Saskatoon, SK)

(Freight Equalized Fargo, ND)

Factory Supplied Attachments

(Ex Works Saskatoon, SK)

**PRECISION AIR 3580 AIR SYSTEM
US PRICE LIST**

(Ex Works - See Standard Equipment)

Models

COMMERCIAL MODEL	MODEL	TANK SIZE	Weight	List Price
PRECISION AIR 3580	PRECISION AIR	580BU	20,000 LB	\$138,954.00

Factory Supplied Options

Order Code	Description	Weight	List Price
HITCH TYPE			
SD_41039 HITCH			
789283	Tow-Behind	2,009 LB	No Charge
AUGER			
SD_P5501 AUGER			
451119	Deluxe Auger		No Charge
XP5501X	No auger		(\$12,720.00)
FRONT WHEELS AND TIRES (TOW BEHIND SYSTEMS ONLY)			
SD_P5101 TIRES			
Single Wheels and Tires			
424804	Single 30.5 x 32 R3 AWT PT wheel and tires		No Charge
424805	Single 30.5 x 32 R1 DT11 wheel and tires		(\$422.00)
425411	Single 800/65R32 172A8 R1W wheel and tires		\$1,588.00
425412	Single 900/60R32 176A8 R1W wheel and tires		\$3,732.00

**PRECISION AIR 3580 AIR SYSTEM
US PRICE LIST**

(Ex Works - See Standard Equipment)

REAR AXLE WIDTH - CENTER TO CENTER

SD 15011 REAR AXLE

	424421	Standard rear tracking width of 120 in./3.05 m centers, 20 in./50.8 cm and 30 in./76.2 cm rows		No Charge
--	--------	--	--	-----------

REAR WHEELS AND TIRES

SD 16066 WHEELS AND TIRES

Single Wheels and Tires				
	789442	30.5 x 32 R3 AWT wheel and tires	2,515 LB	No Charge
	789443	30.5 x 32 R1 DTII Lug wheel and tires	2,575 LB	(\$422.00)
	425422	Single 800/65R32 172A8 R1W wheel and tires		\$1,588.00
	425423	Single 900/60R32 176A8 R1W wheel and tires		\$3,732.00
Single Wheels, No Tires				
	424980	Single wheel, no tires		(\$6,868.00)
Dual Wheels and Tires				
	789444	18.4 x 38 R1 DTII Lug wheels and tires	3,853 LB	\$9,417.00
	425424	Duals 650/75R32 172A8 R1W wheels and tires		\$22,419.00
Dual Wheels, No Tires				
	424981	Dual wheels, no tires		(\$9,344.00)

FIELD HITCH

SD 41012 FIELD HITCH

	X41012X	No field hitch		No Charge
Field Hitches to Connect TBH				
	424957	Generic htch/CatIV Perfect hch generic tongue hitch for connecting to drills utilizing a Cat IV Perfect hitch		\$1,164.00
	424958	Field Hitch LHD-PHD, 60/70 ft. Field hitch for Flex Hoe 700 and Precision Hoe 800, 60 ft. and 70 ft. air drills		\$1,164.00
	424959	Field Hitch PHD, 50ft. Field Hitch for Precision Hoe 800, 50 ft. air drill		\$1,062.00

**PRECISION AIR 3580 AIR SYSTEM
US PRICE LIST**

(Ex Works - See Standard Equipment)

MONITOR

SD_21028 LOOSE ELECTRICAL COMPONENTS

	X21028X	No power adapter cable		No Charge
	424318	Power adapter cable - Monitor		\$109.00

SD_25003 CAB DISPLAY MONITOR

	X25003X	No Display monitor		No Charge
	451102	AFS Pro 700 Display This package is for tractors that are not equipped with an ISO11783 display. Package includes AFS Pro 700 display and mounting hardware. If tractor not equipped with ISO11783 tractor harness, then harness must be ordered from Factory Supplied Accessories.		\$5,083.00
	451107	AFS Pro 700 w/Switchbox This package is for tractors that are not equipped with an ISO11783 display. Package includes AFS Pro 700 display, switchbox and mounting hardware. If tractor not equipped with ISO11783 tractor harness, then harness must be ordered from Factory Supplied Accessories.		\$5,436.00
	789306	Switchbox only This package is for ISO 11783 equipped tractors and provides the optional switchbox and required mounting hardware to work in conjunction with the display already present in the tractor cab. Appropriate switchbox ISO11783 adapter harness must be ordered from Factory Supplied Accessories.	1 LB	\$374.00

SD_25011 DISPLAY COMPLETING

	X25011X	No display mounting		No Charge
	424568	Harness, tractor		\$388.00
	424569	Harness, ISO switchbox 4WD		\$197.00
	424570	Harness, ISO switchbox		\$197.00

COMPLETION PACKAGE (AIR STREAM)

SD_P9101 COMPLETION PACKAGE

	XP9101X	No selection		No Charge
Completion Pkgs - Single Shoot				
	789309	Single shoot - 3 Run for Tow-Behind	73 LB	\$565.00
	789311	Single shoot - 4 Run for Tow-Behind	94 LB	\$704.00

**PRECISION AIR 3580 AIR SYSTEM
US PRICE LIST**

(Ex Works - See Standard Equipment)

	789313	Single shoot-5 Run sm hoe drill Not for Precision Hoe 800 for Tow-Behind	120 LB		\$888.00
	424773	Single shoot-5 Run prec drill for Precision Hoe 800 for Tow-Behind			\$914.00
	789315	Single shoot - 6 Run for Tow-Behind	137 LB		\$985.00
	789317	Single shoot - 7 Run for Tow-Behind	193 LB		\$1,469.00
	789319	Single shoot - 8 Run for Tow-Behind	188 LB		\$1,373.00
Compl Pkgs - Ext Wear Single					
	789327	Extended wear - 3 Run includes extended wear 2.5 in. hose for Tow-Behind	115 LB		\$1,405.00
	789329	Extended wear - 4 Run includes extended wear 2.5 in. hose for Tow-Behind	119 LB		\$1,462.00
	789331	Extended wear - 5 Run Not for Precision Hoe 800 includes extended wear 2.5 in. hose for Tow-Behind	159 LB		\$2,135.00
	424771	Extended wear -5 Run for PHD for Precision Hoe 800 includes extended wear 2.5 in. hose for Tow-Behind			\$2,161.00
	789333	Extended wear - 6 Run includes extended wear 2.5 in. hose for Tow-Behind	160 LB		\$2,141.00
	789335	Extended wear - 7 Run includes extended wear 2.5 in. hose for Tow-Behind	274 LB		\$2,951.00
	789337	Extended wear - 8 Run includes extended wear 2.5 in. hose for Tow-Behind	238 LB		\$2,872.00
Completion Pkgs - Double Shoot					
	789321	Double shoot - 3 Run includes double shoot intermediate manifold for Tow-Behind	256 LB		\$1,361.00
	789322	Double shoot - 4 Run includes double shoot intermediate manifold for Tow-Behind	264 LB		\$1,643.00
	789323	Dble shoot-5 Run sm hoe drill Not for Precision Hoe 800 Includes double shoot intermediate manifold for Tow-Behind	272 LB		\$2,008.00

**PRECISION AIR 3580 AIR SYSTEM
US PRICE LIST**

(Ex Works - See Standard Equipment)

	424772	Dble shoot-5 Run prec drill for Precision Hoe 800 includes double shoot intermediate manifold for Tow-Behind		\$2,068.00
	789324	Double shoot - 6 Run includes double shoot intermediate manifold for Tow-Behind	350 LB	\$2,206.00
	789325	Double shoot - 7 Run includes double shoot intermediate manifold for Tow-Behind	461 LB	\$2,852.00
	789326	Double shoot - 8 Run includes double shoot intermediate manifold for Tow-Behind	444 LB	\$2,982.00

METER ROLLER 1

SD_P8401 METER ROLLERS 1

	XP8401X	No meter roller - 1		No Charge
	789472	Extra Fine - 1	23 LB	\$603.00
	789473	Fine - 1	20 LB	\$603.00
	789474	Coarse - 1	20 LB	\$603.00
	789475	Extra Coarse - 1	34 LB	\$603.00

METER ROLLER 2

SD_P8402 METER ROLLERS 2

	XP8402X	No meter roller - 2		No Charge
	789479	Extra Fine - 2	22 LB	\$603.00
	789480	Fine - 2	21 LB	\$603.00
	789481	Coarse - 2	20 LB	\$603.00
	789482	Extra Coarse - 2	19 LB	\$603.00

METER ROLLER 3

SD_P8403 METER ROLLERS 3

	XP8403X	No meter roller - 3		No Charge
	789483	Extra Fine - 3	23 LB	\$603.00
	789484	Fine - 3	21 LB	\$603.00
	789485	Coarse - 3	20 LB	\$603.00
	789486	Extra Coarse - 3	19 LB	\$603.00

**PRECISION AIR 3580 AIR SYSTEM
US PRICE LIST**

(Ex Works - See Standard Equipment)

METER ROLLER 4

SD_P8405 METER ROLLERS 4

	XP8405X	No meter roller - 4		No Charge
	451036	Extra Fine - 4		\$603.00
	451037	Fine - 4		\$603.00
	451038	Coarse - 4		\$603.00
	451039	Extra Coarse - 4		\$603.00

LIGHTING

SD_06023 LIGHT BAR

	451089	Transport light bar		No Charge
--	--------	---------------------	--	-----------

SD_06024 LIGHT EXTENSION KIT

	X06024X	No light extension kit		No Charge
	424803	Transport light bar extension Required for Tow-Behind Air Systems if transported separately from seeding tool. Required if Air System is wider than seeding tool (e.g. air systems w/duals).		\$413.00

SD_06026 LIGHT PACKAGE

	X06026X	No service center light No lighting package		No Charge
	451040	Field Lighting Package		\$604.00

SD_06066 LIGHTING

	X06066X	No Lighting Selection		No Charge
	789381	Transport light bar lamps and flasher module. Required for Tow-Between Air Systems if transported separately from seeding tool.	9 LB	\$318.00

SD_30047 BEACON

	X30047X	No Beacon Light		No Charge
	782108	Rotating Amber Beacon		\$275.00

SETUP OPTIONS

SD_50097 SETUP

	789096	No setup		No Charge
--	--------	----------	--	-----------

**PRECISION AIR 3580 AIR SYSTEM
US PRICE LIST**

(Ex Works - See Standard Equipment)

Set-Up Charges Added to Inv.					
	789093	Setup at Harve, MT Depot Havre, MT - enter 112427 in the Ship To location on order. To calculate the actual Setup Charges that will appear on your invoice refer to the "Dealer Setup Charges" chart.			No Charge
	789095	Setup at Minot, ND Depot Minot, ND - enter 112425 in the Ship To location on order. To calculate the actual Setup Charges that will appear on your invoice refer to the "Dealer Setup Charges" chart.			No Charge
	789098	Setup Saskatoon SK To calculate the actual Setup Charges that will appear on your invoice refer to the "Dealer Setup Charges" chart.			No Charge
	451093	Setup Coaldale AB Coaldale, AB - enter 125403 in the Ship To location on order. To calculate the actual Setup Charges that will appear on your invoice refer to the "Dealer Setup Charges" chart.			No Charge
	451210	Setup Sexsmith AB Sexsmith, AB - enter 132635 in the Ship To location on order. To calculate the actual Setup Charges that will appear on your invoice refer to the "Dealer Setup Charges" chart.			No Charge
	789092	Setup Linden AB Linden, AB - enter 112445 in the Ship To location on order. To calculate the actual Setup Charges that will appear on your invoice refer to the "Dealer Setup Charges" chart.			No Charge
	789094	Setup Mundare AB Mundare, AB - enter 112447 in the Ship To location on order. To calculate the actual Setup Charges that will appear on your invoice refer to the "Dealer Setup Charges" chart.			No Charge
	424371	Setup at Winkler, MB Depot Winkler, MB - enter 116470 in the Ship To location on order. To calculate the actual Setup Charges that will appear on your invoice refer to the "Dealer Setup Charges" chart.			No Charge

OPERATOR'S MANUAL

SD 47044 MARKET / MANUALS					
	789469	North American English		811 LB	No Charge

OTHER EQUIPMENT

SD 05146 LADDER					
	424809	Rear ladder, non-folding steps			No Charge
	424808	Rear ladder, folding steps required with rear hitch for towing auxiliary tank behind air cart			\$615.00

**PRECISION AIR 3580 AIR SYSTEM
US PRICE LIST**

(Ex Works - See Standard Equipment)

SD_27040 SENSORS

		X27040X	No selection			No Charge
		789387	Bin level depth gauges quantity - one per tank	2 LB		\$676.00

SD_27048 VELOCITY SENSORS

		X27048X	No selection			No Charge
		789388	Air velocity sensors	4 LB		\$420.00

SD_41023 REAR HITCH

		X41023X	No rear hitch			No Charge
		424335	Rear towing hitch liquid tank or other implement Under certain terrain / topography conditions (>5° slope) The use of an auxiliary hitch on a Tow-Behind Air System is NOT recommended.	77 LB		\$1,118.00

**PRECISION AIR 3580 AIR SYSTEM
US PRICE LIST**

**(Ex Works - See Standard Equipment)
Factory Supplied Attachments**

Order Code	Description	Weight	List Price
Transport Lighting & Marking			
84305420	Transport Light Bar 580BU Primary transport light bracket package for PA3580. Does not include lamps and module.	100 LB	\$597.00
87501738	Transport Light Bar Extension Required for Tow-Between and Tow-Behind Air System if transported separate from seeding tool. Required if Air System is wider than seeding tool. (e.g. air systems with duals)	24 LB	\$412.00
131219	Transport Light Bar Lamps/Flasher Module Required for Tow-Between Air Systems if transported separate from seeding tool.	10 LB	\$318.00
84305421	Transport Light Arm 580BU Required when auger system is removed from the PA3580. This light bracket provides a mounting point for the light lamp on the left, rear side of the machine.	30 LB	\$401.00
Field Lighting			
84305427	Field Lighting 580BU Cart Package containing: 2 field lights, 1 auger light with switch that attaches to rear steps.	10 LB	\$746.00
84305428	Beacon 580BU Cart Auxilliary light beacon option package.	10 LB	\$280.00
Front Hitch - Tongue			
84305412	Std Front Hitch 580BU Cart Front hitch with CAT IV cast Perfect hitch for connecting to drills requiring CAT IV Perfect type hitch.	300 LB	\$1,080.00
84305416	70 ft. Flex Hoe Hitch 580BU Cart Hitch Pole for 580 BU Cart tied with 70' LHD or 70' PHD	300 LB	\$1,080.00
84305417	50-60 ft. Flex Hoe Hitch 580BU Cart Hitch Pole for 580 BU Cart tied with 60' LHD or 50'/60' PHD	250 LB	\$1,062.00
Rear Hitch TBH Air System			
84305418	Rear Hitch 580BU Cart Rear hitch for towing liquid tank or other implement. Under certain terrain/topography conditions (>5° slope) the use of an auxiliary hitch on a Tow-Behind Air System is NOT recommended.	300 LB	\$1,118.00
Rear Stairs			
84305424	Folding Ladder 580BU Cart Rear Ladder - FOLDING steps. Required with rear hitch for towing auxiliary tank behind cart.	100 LB	\$688.00
84305425	Rigid Ladder 580BU Cart Rear ladder - NON-FOLDING steps	20 LB	\$112.00

**PRECISION AIR 3580 AIR SYSTEM
US PRICE LIST**

(Ex Works - See Standard Equipment)

Tires and Axles

84305429	Single 30.5LX32 R3 AWT 1 Pair (2) 30.5LX32 R3 AWT (Diamond tread) tires and wheels.	1,800 LB	\$7,282.00
84305431	Single 30.5LX32 R1 Grip 1 Pair (2) 30.5LX32 R1 (Lug tread) tires and wheels.	1,800 LB	\$7,027.00
84305432	Single 800/65R32 172A8 R1W 1 Pair (2) 800/65R32 172A8 R1W tires and wheels.	3,600 LB	\$10,570.00
84305433	Single 900/60R32 176A8 R1W 1 Pair (2) 900/60R32 176A8 R1W tires and wheels.	4,000 LB	\$12,350.00
84305434	Duals 18.4X38 R1 Grip 2 Pair (4) 18.4X38 R1 (Lug tread) tires and wheels.	2,200 LB	\$9,475.00
84305436	Duals 650/75R32 172A8 R1W 2 pair (4) 650/75R32 172A8 R1W tires and wheels.	4,500 LB	\$21,571.00
84316455	Rear Axles 580BU Cart Singles Package of 2 ea: complete rear axle housing (bolts to main frame), spindles, 10 bolt wheel hubs, and 1 wheel speed sensor.	1,000 LB	\$4,458.00
84316456	Rear Axles 580BU Cart Duals Package of 2 ea: complete rear axle housing (bolts to main frame), spindles, 10 bolt dual wheel hubs, and 1 wheel speed sensor.	1,600 LB	\$16,423.00

Auger

47381408	Auger, Deluxe Wholegood Red Deluxe auger cannot be retro fitted to pre-2013 production.	1,700 LB	\$17,100.00
47486736	Deluxe auger manual control box	4 LB	\$625.00

FlexHoe700 and PrecisionHoe800

87534727	Cross Tillage Cable Monitor Extension For Flex Hoe 700 or Precision Hoe 800 with Tow-Behind Air Systems, if not ordered with the drill.	2 LB	\$651.00
87534718	Fan / Auger Hyd Hose Extension For Flex Hoe 700 or Precision Hoe 800 with Tow-Behind Air Systems, if not ordered with the drill.	91 LB	\$2,478.00

Sensors

125215	Velocity Sensors Quantity 3 - one per meter box.	2 LB	\$421.00
84335868	Bin Level Depth Sensor Bin level depth gauges, Ultra-Sonic quantity 3 - one per tank.	2 LB	\$657.00

Work Switch

129170	Tillage mounted work switch	19 LB	\$394.00
--------	-----------------------------	-------	----------

Meter Rollers - Extra Fine

125012	Meter Roller 2 Run Extra Fine	24 LB	\$603.00
125013	Meter Roller 3 Run Extra Fine	20 LB	\$603.00
125014	Meter Roller 4 Run Extra Fine	20 LB	\$603.00
125015	Meter Roller 5 Run Extra Fine	20 LB	\$603.00
125016	Meter Roller 6 Run Extra Fine	20 LB	\$603.00

**PRECISION AIR 3580 AIR SYSTEM
US PRICE LIST**

(Ex Works - See Standard Equipment)

	125017	Meter Roller 7 Run Extra Fine	20 LB	\$603.00
	125018	Meter Roller 8 Run Extra Fine	20 LB	\$603.00

Meter Rollers - Fine

	125022	Meter Roller 2 Run Fine	23 LB	\$603.00
	125023	Meter Roller 3 Run Fine	20 LB	\$603.00
	125024	Meter Roller 4 Run Fine	20 LB	\$603.00
	125025	Meter Roller 5 Run Fine	20 LB	\$603.00
	125026	Meter Roller 6 Run Fine	20 LB	\$603.00
	125027	Meter Roller 7 Run Fine	20 LB	\$603.00
	125028	Meter Roller 8 Run Fine	20 LB	\$603.00

Meter Rollers - Course

	125032	Meter Roller 2 Run Coarse	23 LB	\$603.00
	125033	Meter Roller 3 Run Coarse	20 LB	\$603.00
	125034	Meter Roller 4 Run Coarse	20 LB	\$603.00
	125035	Meter Roller 5 Run Coarse	20 LB	\$603.00
	125036	Meter Roller 6 Run Coarse	20 LB	\$603.00
	125037	Meter Roller 7 Run Coarse	20 LB	\$603.00
	125038	Meter Roller 8 Run Coarse	20 LB	\$603.00

Meter Rollers - Extra Course

	125092	Meter Roller 2 Run Extra Coarse	26 LB	\$603.00
	125093	Meter Roller 3 Run Extra Coarse	20 LB	\$603.00
	125094	Meter Roller 4 Run Extra Coarse	20 LB	\$603.00
	125095	Meter Roller 5 Run Extra Coarse	20 LB	\$603.00
	125096	Meter Roller 6 Run Extra Coarse	20 LB	\$603.00
	125097	Meter Roller 7 Run Extra Coarse	20 LB	\$603.00
	125098	Meter Roller 8 Run Extra Coarse	20 LB	\$603.00

Monitors

	84472476	Display, large touch screen AFS 700 Pro	5 LB	\$5,182.00
	87668604	Switchbox with Mounting Hardware	1 LB	\$353.00
	87668624	Harness, ISO Switchbox CNH non-4WD	1 LB	\$190.00
	84222034	Harness, ISO Switchbox CNH 4WD	1 LB	\$190.00
	84222032	Harness, tractor Tractors not equipped with an ISO 11783 compatible harness requires this tractor harness.	1 LB	\$366.00
	84261536	Power Adapter Cable for Monitor This adaptor is only required for tractors not equipped with ISO 3-pin 12V power plug-in to provide a 12V power source for the monitor.	1 LB	\$101.00

Air Stream Pkgs Tow-Behind

	87506322	Completion Package 3 Run SS TBH	71 LB	\$564.00
	138936	Completion Package 4 Run SS TBH	82 LB	\$705.00
	138938	Completion Package 5 Run SS TBH	105 LB	\$888.00
	84239773	Completion Package 5 Run SS TBH - PHD 5 Run for 50 ft. Precision Hoe 800 Only		\$914.00

**PRECISION AIR 3580 AIR SYSTEM
US PRICE LIST**

(Ex Works - See Standard Equipment)

87505535	Completion Package 6 Run SS TBH	116 LB	\$985.00
87504381	Completion Package 7 Run SS TBH	190 LB	\$1,474.00
138942	Completion Package 8 Run SS TBH	163 LB	\$1,372.00

Air Stream Pkgs Extended Wear

87506314	Completion Package 3 Run SS TBH	115 LB	\$1,403.00
87506316	Completion Package 4 Run SS TBH	115 LB	\$1,463.00
87506318	Completion Package 5 Run SS TBH	160 LB	\$2,136.00
84239778	Comp Pkg 5 Run Extnded Wear SS TBH - PHD 5 Run for 50 ft. Precision Hoe 800 Only		\$2,161.00
87506320	Completion Package 6 Run SS TBH	160 LB	\$2,142.00
87504385	Completion Package 7 Run SS TBH	274 LB	\$2,898.00
87505539	Completion Package 8 Run SS TBH	239 LB	\$2,870.00

Air Stream Pkgs - DS - TBH

138952	Completion Package 3 Run DS TBH	154 LB	\$1,361.00
138954	Completion Package 4 Run DS TBH	163 LB	\$1,644.00
87506325	Completion Package 5 Run DS TBH		\$2,008.00
84239776	Completion Package 5 Run DS TBH - PHD 5 Run for 50 ft. Precision Hoe 800 Only		\$2,068.00
138958	Completion Package 6 Run DS TBH	232 LB	\$2,206.00
87504383	Completion Package 7 Run DS TBH	380 LB	\$2,866.00
138960	Completion Package 8 Run DS TBH	173 LB	\$2,981.00

Air Stream Pkgs Tow-Between

87506323	Completion Package 3 Run SS TBT	39 LB	\$323.00
138937	Completion Package 4 Run SS TBT	52 LB	\$426.00
138939	Completion Package 5 Run SS TBT	52 LB	\$442.00
84239775	Completion Package 5 Run SS TBT - PHD 5 Run for 50 ft. Precision Hoe 800 Only	52 LB	\$454.00
87505536	Completion Package 6 Run SS TBT	61 LB	\$517.00
87504382	Completion Package 7 Run SS TBT	65 LB	\$769.00
87505537	Completion Package 8 Run SS TBT	87 LB	\$694.00

Air Stream Pkgs Extended Wear.

87506315	Completion Package 3 Run SS TBT	45 LB	\$741.00
87506317	Completion Package 4 Run SS TBT	50 LB	\$791.00
87506319	Completion Package 5 Run SS TBT	50 LB	\$807.00
84239779	Comp Pkg 5 Run Extnded Wear SS TBT - PHD 5 Run for 50 ft. Precision Hoe 800 Only		\$825.00
138923	Completion Package 6 Run SS TBT	120 LB	\$1,474.00
87504386	Completion Package 7 Run SS TBT	124 LB	\$1,579.00
87506321	Completion Package 8 Run SS TBT	129 LB	\$1,540.00

Air Stream Pkgs - DS - TBT

87506324	Completion Package 3 Run DS TBT Requires DS Intermediate Manifold listed below, 125070.	78 LB	\$883.00
138955	Completion Package 4 Run DS TBT Requires DS Intermediate Manifold listed below, 125070.	91 LB	\$1,095.00

**PRECISION AIR 3580 AIR SYSTEM
US PRICE LIST**

(Ex Works - See Standard Equipment)

	138957	Completion Package 5 Run DS TBT Requires DS Intermediate Manifold listed below, 125070.	91 LB	\$1,115.00
	84239777	Completion Package 5 Run DS TBT - PHD 5 Run for 50 ft. Precision Hoe 800 Only. Requires DS Intermediate Manifold listed below, 125070.	82 LB	\$1,149.00
	87506326	Completion Package 6 Run DS TBT Requires DS Intermediate Manifold listed below, 125070.	106 LB	\$1,813.00
	87504384	Completion Package 7 Run DS TBT Requires DS Intermediate Manifold listed below, 125070.	130 LB	\$1,682.00
	87505538	Completion Package 8 Run DS TBT Requires DS Intermediate Manifold listed below, 125070.	160 LB	\$1,625.00

Air Stream Pkgs-Double Shoot I

	125070	Double Shoot Intermediate Manifold Single to Dual Conversion	67 LB	\$237.00
--	--------	---	-------	----------

Air Packages Tow-Behind

	87506327	Air pkg generic 3 run TBH SS CIH Require Cross Tillage Extensions from Factory Supplied Attachments Order 1 package for single shoot system, 2 packages for double shoot. From Quick Connect on chisel plow hitch to ground tool.	138 LB	\$1,137.00
	87506328	Air pkg generic 4 run TBH SS CIH Require Cross Tillage Extensions from Factory Supplied Attachments Order 1 package for single shoot system, 2 packages for double shoot. From Quick Connect on chisel plow hitch to ground tool.	271 LB	\$1,884.00
	139206	Air pkg generic 6 run TBH SS CIH Require Cross Tillage Extensions from Factory Supplied Attachments Order 1 package for single shoot system, 2 packages for double shoot. From Quick Connect on chisel plow hitch to ground tool.	360 LB	\$2,539.00
	87506330	Air pkg generic 8 run TBH SS CIH Require Cross Tillage Extensions from Factory Supplied Attachments Order 1 package for single shoot system, 2 packages for double shoot. From Quick Connect on chisel plow hitch to ground tool.	443 LB	\$3,350.00

Air Packages Tow-Between

	87506331	Air pkg generic 3 run TBT SS CIH Order 1 package for single shoot system, 2 packages for double shoot. From Quick Connect on chisel plow hitch to ground tool.	291 LB	\$1,952.00
	87506332	Air pkg generic 4 run TBT SS CIH Order 1 package for single shoot system, 2 packages for double shoot. From Quick Connect on chisel plow hitch to ground tool.	291 LB	\$2,537.00
	87506333	Air pkg generic 6 run TBT SS CIH Order 1 package for single shoot system, 2 packages for double shoot. From Quick Connect on chisel plow hitch to ground tool.	499 LB	\$3,650.00
	87506304	Air pkg generic 8 run TBT SS CIH Order 1 package for single shoot system, 2 packages for double shoot. From Quick Connect on chisel plow hitch to ground tool.	626 LB	\$4,610.00

**PRECISION AIR 3580 AIR SYSTEM
US PRICE LIST**

(Ex Works - See Standard Equipment)

Air Packages Easy Flow Headers

	138681	Completion Package 7 Port Order with generic air packs. Order 1 package for single shoot system, 2 packages for double shoot. From Quick Connect on chisel plow hitch to ground tool.	4 LB		\$145.00
	87506312	Completion Package 8 Port Order with generic air packs. Order 1 package for single shoot system, 2 packages for double shoot. From Quick Connect on chisel plow hitch to ground tool.	4 LB		\$145.00
	138683	Completion Package 9 Port Order with generic air packs. Order 1 package for single shoot system, 2 packages for double shoot. From Quick Connect on chisel plow hitch to ground tool.	4 LB		\$145.00
	138684	Completion Package 10 Port Order with generic air packs. Order 1 package for single shoot system, 2 packages for double shoot. From Quick Connect on chisel plow hitch to ground tool.	4 LB		\$145.00
	87505534	Completion Package 11 Port Order with generic air packs. Order 1 package for single shoot system, 2 packages for double shoot. From Quick Connect on chisel plow hitch to ground tool.	4 LB		\$145.00
	138686	Completion Package 12 Port Order with generic air packs. Order 1 package for single shoot system, 2 packages for double shoot. From Quick Connect on chisel plow hitch to ground tool.	4 LB		\$145.00

Sect Ctrl Meter 1/2 Width Kit

	47455049	Split meter Section Control Kit 580 bu. steel 3 tanks; 3580	100 LB		\$3,500.00
--	----------	--	--------	--	------------

Mtr Rlrs for 1/2 Width Sect Ctrl

	47464394	PA3580, 8 run, extra fine roller	27 LB		\$2,167.00
	47464395	PA3580, 8 run, fine roller	27 LB		\$2,167.00
	47464396	PA3580, 8 run, coarse roller	27 LB		\$2,167.00
	47464397	PA3580, 8 run, extra coarse roller	27 LB		\$2,167.00
	47464398	PA3580, 7 run, extra fine roller	27 LB		\$2,167.00
	47464399	PA3580, 7 run, fine roller	27 LB		\$2,167.00
	47464400	PA3580, 7 run, coarse roller	27 LB		\$2,167.00
	47464401	PA3580, 7 run, extra coarse roller	27 LB		\$2,167.00
	47464402	PA3580, 6 run, extra fine roller	27 LB		\$2,167.00
	47464403	PA3580, 6 run, fine roller	27 LB		\$2,167.00
	47464404	PA3580, 6 run, coarse roller	27 LB		\$2,167.00
	47464405	PA3580, 6 run, extra coarse roller	27 LB		\$2,167.00
	47464406	PA3580, 5 run, extra fine roller	27 LB		\$2,167.00
	47464407	PA3580, 5 run, fine roller	27 LB		\$2,167.00
	47464409	PA3580, 5 run, coarse roller	27 LB		\$2,167.00

PRECISION AIR 3580 AIR SYSTEM
US PRICE LIST

(Ex Works - See Standard Equipment)

	47464410	PA3580, 5 run, extra coarse roller	27 LB		\$2,167.00
--	----------	------------------------------------	-------	--	------------

P1DC

**SUGGESTED DEALER SETUP CHARGES
For Precision Air 3580 Air System**

	<u>U.S. \$</u>
Handling Fee	\$135.00
Saskatoon Setup Services Admin Fee	\$232.00
Hydraulic Oil	\$15.60
Air Cart - 3580 Series	\$1,485.00
Electronic Test	\$63.00
Deluxe Auger	\$619.00
Field Hitch	\$186.00
Dual Rear Axles and Tires	\$309.00
Single Shoot - Tow Between 2.5" Hose Completion Package (per run)	\$23.00
Single Shoot - Tow Behind 2.5" Hose Completion Package (per run)	\$19.80
Double Shoot - Tow Between 2.5" Hose Completion Package (per run)	\$23.00
Double Shoot - Tow Behind 2.5" Hose Completion Package (per run)	\$19.80
Intermediate Manifold (each)	\$63.00
Tillage Mounted Work Switch	\$32.00
Rear Hitch	\$63.00
Cross Tillage Pack	\$186.00
Field Lighting Package	\$125.00
Beacon Option	\$32.00
½ Width Section Control Kit	\$742.00

Note: Set-up price includes hydraulic tips and grease, but NOT final field adjustment.



Hitch Configuration Table

			Precision Drill Width			Hoe Drill Width	
			50 ft	60 ft	70 ft	60 ft	70 ft
Cart Capacity	430 bu or smaller	Cart Hitch	84325026	84325026	84325026	84325026	84325026
		A-Frame	84316459	84316457	84316457	84316459	84316457
	580 bu	Cart Hitch	84305417	84305417	84305416	84305417	84305416
		A-Frame	84316459	84316457	84316457	84316457	84316457

Hitch Configuration Table

			Precision Drill Width			Hoe Drill Width	
			50 ft	60 ft	70 ft	60 ft	70 ft
Cart Capacity	430 bu or smaller	Cart Hitch	Standard	Standard	Standard	Standard	Standard
		A-Frame	Short	Long	Long	Short	Long
	580 bu	Cart Hitch	Short	Short	Long	Short	Long
		A-Frame	Short	Long	Long	Long	Long

Hitch Configuration Table

			Precision Drill Width			Hoe Drill Width	
			50 ft	60 ft	70 ft	60 ft	70 ft
Cart Capacity	430 bu or smaller	Cart Hitch	424962	424962	424962	424962	424962
		A-Frame	451094	451095	451095	451094	451095
	580 bu	Cart Hitch	424959	424959	424958	424959	424958
		A-Frame	451094	451095	451095	451095	451095

AIR CART AUGER EXTENDED HOPPER

An extended hopper is available for the air cart auger. It provides the additional reach needed to load the air cart from semi trailers. The hopper involves no hydraulics and is simply bolted into place after removing the original factory supplied hopper. Mounted wheels make it easy to roll the hopper in and out of position under the trailer.

Notes: The extended hopper does NOT quite cover the discharge area of the air cart rear tank.
The air cart auger is NOT available from the factory without the standard auger hopper.
This extended hopper must be ordered directly from the manufacturer.
This extended hopper may not be compatible with Precision Air 3580 ordered with optional 800 or 900 metric tires. Contact vendor for more information.

For more information on pricing, ordering, availability, parts, and warranty contact:

The Airseeder Hopper
Box 549
Lampman, SK
S0C 1N0

Phone: (306) 487-2721
Fax: (306) 487-3127

www.airseederhopper.com



Appendix: Section 5 - Single / Dual Fan Selection Guide

Notes:

The Tractor is required to deliver 20 gpm @ 2500 psi (measured at the couplers) to meet high end single or dual fan applications. This table is for a Standard Air Package Lay-out and Air Velocities as recommended in the Operator's Manual.

Dual = enhanced hydraulic capabilities may be required to meet the fan hydraulic requirements (i.e. engine drive, PTO drive)

		Total Number of Primary 2.5" Lines										
		4	6	8	10	12	14	16	18	24		
Total Delivery Rate (lbs/min)	25	Single	Single	Single	Single	Single	Single	Single	Dual	Dual	Dual	Dual
	50	Single	Single	Single	Single	Single	Single	Single	Dual	Dual	Dual	Dual
	75	Single	Single	Single	Single	Single	Single	Single	Dual	Dual	Dual	Dual
	100	Single	Single	Single	Single	Single	Single	Single	Dual	Dual	Dual	Dual
	125	Single	Single	Single	Single	Single	Single	Single	Dual	Dual	Dual	Dual
	150	Single	Single	Single	Single	Single	Single	Single	Dual	Dual	Dual	Dual
	175	Single	Single	Single	Single	Single	Single	Single	Dual	Dual	Dual	Dual
	200	Single	Single	Single	Single	Single	Single	Single	Dual	Dual	Dual	*Dual*
	225	Single	Single	Single	Single	Single	Dual	Dual	Dual	Dual	Dual	*Dual*
	250	Single	Single	Single	Dual	Dual	Dual	Dual	Dual	Dual	Dual	*Dual*
275	Single	Single	Dual	Dual	Dual	Dual	Dual	Dual	Dual	Dual	*Dual*	
300	Single	Single	*Dual*	Dual	Dual	Dual	Dual	Dual	Dual	Dual	*Dual*	
325	Single	Single	*Dual*	*Dual*	Dual	Dual	Dual	Dual	*Dual*	*Dual*	*Dual*	
350	Single	Single	*Dual*	*Dual*	*Dual*	*Dual*	*Dual*	*Dual*	*Dual*	*Dual*	*Dual*	

Total Delivery Rate (lbs/min) = Total Rate from all tanks (lbs/acre) x Implement Width (ft) x Maximum Ground Speed (mph) x 0.00202



Appendix: Section 8 - Front Wheels & Tires

Precision Air 2230

Description

Dual Castor

- 16.5 L x 16.1, (R3) AWT, 8B Hub
- 16.5 L x 16.1, (R3) STII, 8B Hub
- 16.5 L x 16.1, (R1) Grip, 8B Hub

Precision Air 2230
TBH
789290
789291
789292

O C
R O
D D
E E
R

Precision Air 2280 & 2330

Description

Dual Castor

- 22.5 L x 16.1, (R3) STII
- 21.5 L x 16.1, (I3) SGTRII Grip

Precision Air 2280 & 2330
TBH
789296
789297

O C
R O
D D
E E
R

Precision Air 3380 & 3430

Description

Dual Castor 2 in. Spindle H811 Hub

- 22.5 L x 16.1, (R3) STII
- 21.5 L x 16.1, (I3) SGTRII Grip

Precision Air 3380	Precision Air 3430
TBH	TBH
789296	
789297	
	789288
	789289

O C
R O
D D
E E
R

Dual Castor 2 in. Spindle H812 Hub

- 22.5 L x 16.1, (R3) STII
- 21.5 L x 16.1, (I3) SGTRII Grip



Appendix: Section 8 - Front Wheels & Tires

Precision Air 3580

Description
Steered Axle, H1021 Hub
30.5L x 32, 12PR (R3) AWT
30.5L x 32, 12PR (R1) Grip

Precision Air 3580
TBH
424804
424805

O	C
R	O
D	D
E	E
R	



Appendix: Section 10 - Rear Wheels & Tires

Precision Air 2230

Description

Singles

- 23.1 x 26, 10PR (R1) Grip
- 23.1 x 26, 10PR (R2) Rice
- 23.1 x 26, 10PR (R3) AWT
- 23.1 x 26, 12PR (R1) Grip
- 23.1 x 26, 12PR (R3) AWT
- 28L x 26, 10PR (R1) Grip
- 30.5L x 32, 12PR (R1) Grip
- 30.5L x 32, 12PR (R3) AWT

Precision Air 2230	
TBH	TBT
789445	
789446	
789447	789447
789448	
789449	789449
789450	
789456	789456
789457	789457

O C
R O
D D
E E
R

Duals

- 14.9R x 46, 8PR (R1) Grip
- 14.9R x 46, 8PR (R1) Grip
- 18.4x 38, 8PR (R1) Grip

789454	789454
789455	789455
789453	789453

**Precision Air 2280 & 2330
3380, 3430**

Description

Singles

- 30.5L x 32, 12PR (R3) AWT
- 30.5L x 32, 12PR (R1) Grip

Precision Air 2280 & 2330 3380, 3430	
TBH	TBT
789442	789442
789443	789443

O C
R O
D D
E E
R

Duals

- 18.4 x 38, 8PR (R1) Grip

789444	LB
--------	----



Appendix: Section 10 - Rear Wheels & Tires

Precision Air 3580

Description

Singles

- 30.5L x 32, 12PR (R3) AWT
- 30.5L x 32, 12PR (R1) Grip

Duals

- 18.4 x 38, 8PR (R1) Grip

Precision Air 3580
TBH
789442
789443

789444

C O D E
 O R D E R



Appendix: Section 13 - Completion Packages (Air Stream)

Order Code							
3 Run	4 Run	5 Run	6 Run	7 Run	8 Run		

Precision Air 2280, 2330, 3380, 3430 & 3580

Single Shoot

Single Shoot Extended Wear

Double Shoot

		424773		789317	789319		
		424771		789335	789337		
		424772		789325			

Sprocket set?

Implement Width (ft)	Opener Spacing (in)	Model
50	10	Precision Hoe 800
	12	Precision Hoe 800
50	7.5	Precision Disk 500
	10	Precision Disk 500
60	7.5	Precision Disk 500
	10	Precision Disk 500
60	7.5	Flex Hoe 700
	10	Flex Hoe 700
	12	Flex Hoe 700
60	10	Precision Hoe 800
	12	Precision Hoe 800
70	10	Flex Hoe 700
	12	Flex Hoe 700
70	10	Precision Hoe 800
	12	Precision Hoe 800

		X					
		X					
						X	
						X	
						X	
						X	
				X			
				X			
				X			
				X			
				X			
				X			
				X			
				X			
				X			
				X			
				X			

Sprocket Ratio	Order Code	
	Field	Attachment
1.000	789380	123372
1.000	789380	123372
0.620	424381	123309
0.620	424381	123309
0.750	789356	123336
0.750	789356	123336
0.860	789369	123355
0.860	789369	123355
0.860	789369	123355
0.860	789369	123355
1.000	789380	123372
1.000	789380	123372
1.000	789380	123372

Notes:

- 1 - Sprockets ONLY required with Precision Air 2280, 2330, 3380 and 3430 mechanical meter drive.
- 2 - Order a 3 run Double Shoot Completion Package. If the Air Cart is converted back to single shoot delivery for all ground openers 6 run meter rollers are required.
- 3 - Order a 4 run Double Shoot Completion Package. If the Air Cart is converted to single shoot delivery for all ground openers 8 run meter rollers and a 0.500 sprocket set are required.
- 4 - Order a 3 run Double Shoot Completion Package. If the Air Cart is converted to single shoot delivery for all ground openers 6 run meter rollers and a 0.667 sprocket set are required.



Appendix: Section 13 - Completion Packages (Air Stream)

Order Code							
3 Run	4 Run	5 Run	6 Run	7 Run	8 Run		

Precision Air 2230, 2280, 2330, 3380, 3430
Single Shoot Extended Wear

			424960			424961
--	--	--	--------	--	--	--------

Implement Width (ft)	Opener Spacing (in)
30	30
40	30

Model
Nutri-Tiller 5310
Nutri-Tiller 5310

			X			X
--	--	--	---	--	--	---

Sprocket ¹ Ratio	Order Code	
	Field Attachment	
0.500	789339	123377
0.500	789339	123377

Notes: 1 - Sprockets ONLY required with Precision Air 2280, 2330, 3380 and 3430 mechanical meter drive.



Appendix: Field Installed Attachments - Row Crop Air Packages

Row Crop Air Packages

Standard Capacity (up to 350 lbs./acre at a 5 mph application rate)

# of Rows	Row Spacing (inches)	# of Runs for Air Cart Completion Package	Row Crop Air Package Order Code
12	22	3	128892
	30	3	128892
	36	3	128892
	38	3	128892
	40	3	128892
16	22	4	128894
	30	4	128894
	36	4	128894
	38	4	128894
	40	4	128894
24	22	6	128896
	30	6	128896
	36	6	128896
	38	6	128896
	40	6	128896





High Capacity (Greater than 350 lbs./acre at a 5 mph application rate)

# of Rows	Row Spacing (inches)	# of Runs for Air Cart Completion Package	Row Crop Air Package Order Code
6	22	3	128890
	30	3	128890
	36	3	128890
	38	3	128890
	40	3	128890
8	22	4	128891
	30	4	128891
	36	4	128891
	38	4	128891
	40	4	128891
10	22	5	128897
	30	5	128897
	36	5	128897
	38	5	128897
	40	5	128897
12	22	6	128893
	30	6	128893
	36	6	128893
	38	6	128893
	40	6	128893
16	22	8	128895
	30	8	128895
	36	8	128895
	38	8	128895
	40	8	128895

Appendix Section 17, 18 & 19 - Meter Roller Selection Guide

Select the meter roller recommended for the appropriate product rate. (If your product is not listed here, choose a similar product.)

The product delivery rates shown in parenthesis are typical for each roller under normal operating conditions. These rates are effected by a number of variables – such as product density, seed size, seed coatings, humidity, ground speed, and header coverage width. You may need to verify the product delivery rates for your conditions.

Product	Extra Coarse Roller 	Coarse Roller 	Fine Roller 	Extra Fine Roller 
Alfalfa	Not Recommended	Not Recommended	Not Recommended	(4 – 60 lbs/a)
Barley	Not Recommended	(30 – 200 lbs/a)	(15 – 140 lbs/a)	(4 – 80 lbs/a)
Beans - Large	(40 – 300 lbs/a)	Not Recommended	Not Recommended	Not Recommended
Canary Grass	Not Recommended	Not Recommended	(15 – 100 lbs/a)	(4 – 60 lbs/a)
Canola	Not Recommended	Not Recommended	Not Recommended	(4 – 60 lbs/a)
Clay Blank ¹	Not Recommended	Not Recommended	(15 – 100 lbs/a)	(4 – 60 lbs/a)
Cotton	Not Recommended	(30 – 200 lbs/a)	(15 – 120 lbs/a)	Not Recommended
Durum	Not Recommended	(30 – 200 lbs/a)	(15 – 140 lbs/a)	(4 – 80 lbs/a)
Fertilizer	Not Recommended	(30 – 250 lbs/a)	(15 – 140 lbs/a)	(4 – 80 lbs/a)
Flax	Not Recommended	Not Recommended	(15 – 100 lbs/a)	(4 – 80 lbs/a)
Lentils	Not Recommended	(30 – 200 lbs/a)	(15 – 140 lbs/a)	Not Recommended
Limestone ²	Not Recommended	Not Recommended	(20 – 100 lbs/a)	(4 – 60 lbs/a)
Mustard	Not Recommended	Not Recommended	(15 – 100 lbs/a)	(4 – 60 lbs/a)
Oats	Not Recommended	(20 – 140 lbs/a)	(15 – 100 lbs/a)	Not Recommended
Peas	(100 – 300 lbs/a)	(30 – 200 lbs/a)	Not Recommended	Not Recommended
Rice	Not Recommended	(30 – 200 lbs/a)	(15 – 140 lbs/a)	(4 – 80 lbs/a)
Rye	Not Recommended	(30 – 200 lbs/a)	(15 – 140 lbs/a)	(4 – 80 lbs/a)
Safflower	Not Recommended	(30 – 200 lbs/a)	(15 – 140 lbs/a)	Not Recommended
Sorghum (Milo) ³	Not Recommended	Not Recommended	Not Recommended	(4 – 60 lbs/a)
Soybeans	Not Recommended	(30 – 200 lbs/a)	Not Recommended	Not Recommended
Sunflowers ⁴	Not Recommended	Not Recommended	Not Recommended	Not Recommended
Wheat	Not Recommended	(30 – 200 lbs/a)	(15 – 140 lbs/a)	(4 – 80 lbs/a)

Notes:

- 1 – Clay Blank is the base for Rival™, Avadex™, Fortress™ and Edge™.
- 2 – Limestone is the base for Treflan™ and Heritage™.
- 3 – Segmented Xfine Roller Section (part no. 22737) is available for more accurate metering of small seed at low rates – order through service parts.
- 4 – Segmented Fine Roller Section (part no. 22594) is available for more accurate metering of large seed at low rates – order through service parts.



Appendix: Section 25 - ASAE S279.11 Transport Lighting with Air Cart and Seedtool

All Towed Seedtools will be fully compatible with ASAE S279.11 alone

Tow-Between Cart (TBT)			Tow-Behind Cart (TBH)		
Cart Narrower than Seedtool	Cart Wider than Seedtool	Cart & Seedtool Transported Separately	Cart Narrower than Seedtool	Cart Wider than Seedtool	Cart & Seedtool Transported Separately
Std	Std	Std	Std	Std	Std
	Pur ⁴	Pur ⁴		Std	Std
	Pur ⁵	Pur ⁵		Pur ⁵	Pur ⁵
	Move ¹	Pur ⁶	Move ²	Move ³	Pur ⁶

Lighting Harness on Cart
 Transport Bar
 Amber Extension Bars & cable
 2R, 2A Lamps & Lighting Module

Std Standard Equipment on Cart
 Move Move From Seedtool to Cart
 Pur Purchase Additional Equipment

Notes:

- ¹ Only the Amber lamps are moved to the Air Cart
- ² The tail lights and the lighting module is moved to the Air Cart
- ³ The tail lights, amber lamps and the lighting module is moved to the Air Cart
- ⁴ Precision Air 2230 order 424802 or 87501737. Precision Air 2280, 2330, 3380, and 3430 order 424802 or 87501763.
- ⁵ Precision Air 2230, 2280, 2330, 3380 and 3430 order 424803 or 87501738.
- ⁶ Precision Air 2230, 2280, 2330, 3380 and 3430 order 789381 or 131219.



Case IH Agricultural Equipment

Effective on NJPA Quotes beginning **March 1, 2014** until cancelled.

CIH Program #2050 National Joint Powers Alliance (NJPA)

MATRIX ONLY APPLIES TO NJPA Contract #031711-CIH

MODEL	PTO HP	PRICEBOOK	NJPA Member Discount Off LIST
CASE IH UTILITY VEHICLES			
ALL CASE IH SCOUT MODELS		PL-100 ST REV 6	14.0%
FARMALL COMPACTS AND UTILITY TRACTORS			
ALL FARMALL COMPACT MODELS	0.0-60.0	PL-100 CA REV 21	30.0%
FARMALL A MODELS/L500 LOADERS	39.0-66.0	PL-100 FA REV 7	30.0%
FARMALL/ C, U, N, 95 SERIES	50.0-90.0	PL-100 (FC REV 14) (FM REV 11) (FN REV 11) (FD REV 13)	30.0%
FARMALL 100A SERIES	90.00-115.0	PL-100 FAM REV 3	25.0%
LOADERS & IMPLEMENTS			
COMPACT LOADER/ IMPLEMENT		PL-100 CA REV 21	25.0%
RIGID AND FLEX WING MOWERS		PL-100 CA REV 21	25.0%
L500 SERIES VALUE LOADERS		PL-100 VL REV 6	20.0%
ALL OTHER AG LOADERS		PL-100 MH REV 43	25.0%
ROW CROP TRACTORS			
ALL MAXXUM MODELS	90.0-120.0	PL-100 MA REV 14	30.0%
ALL PUMA SWB MODELS	105.0-135.0	PL-100 PS REV 14	32.0%
ALL PUMA LWB MODELS	140.0-195.0	PL-100 PM REV 15	32.0%
HIGH HORSE POWER TRACTORS			
ALL MID RANGE MAGNUM MODELS	150.0-195.0	PL-100 MM REV 13	35.0%
ALL LARGE FRAM MAGNUM MODELS	195.0-305.0	PL-100 MG REV 44	35.0%
STEIGER ARTICULATED TRACTORS			
ALL STEIGER WHEELED MODELS	308.0-669.0	PL-100 FW REV 42	30.0%
ALL STEIGER AG QUADTRAC MODELS	408.0-669.0	PL-100 FW REV 42	30.0%
CROP PRODUCTION			
ALL SOIL PREPARATION EQUIPMENT		PL-100 SP REV 38	25.0%
ALL SEEDING EQUIPMENT		PL-100 SE REV 35	25.0%
ALL PLANTING EQUIPMENT		PL-100 PL REV 35	25.0%
TWIN ROW PLANTING EQUIPMENT		PL-100 TPL REV 2	25.0%
TILLAGE PRODUCTS			
PL-100 AS Flex Hoe		PL-100 AS REV 14	25.0%
PL-100 DT Yield Till		PL-100 DT REV 20	25.0%
PL-100 SF Strip Till		PL-100 SF REV 12	25.0%
HARVESTING EQUIPMENT			
COMBINES			
30 SERIES 5130, 6130, 7130		PL-100 GH REV 42	21.0%
30 SERIES 7230, 8230, 9230		PL-100 GH REV 42	21.0%
GRAIN AND FLEX HEADS		PL-100 HD REV 11	21.0%
CORNHEADS		PL-100 HD REV 11	21.0%
CHOPPING CORN HEADS		PL-100 HD REV 11	21.0%
PICK-UP DRAPER HEADS		PL-100 HD REV 11	21.0%
SUGAR CANE HARVESTERS		PL-100 SC REV 8	20.0%
HAY AND FORAGE			
ALL HAY AND FORAGE EQUIPMENT		PL-100 HF REV 25	28.0%
APPLICATION EQUIPMENT			
PATRIOT SPRAYERS		PL-300 TY 30	21.0%
PL-100 FT Pull Type Fert.		PL-100 FT REV 18	25.0%
CONSTRUCTION EQUIPMENT			
SKID STEER LOADERS		Discount off List	Discount off NET
SR130		PL-200 SL SAP REV 12A	29.0%
SR160		PL-200 SL SAP REV 12A	29.0%
SR175		PL-200 SL SAP REV 12A	31.0%
SV185		PL-200 SL SAP REV 12A	31.0%
SR200		PL-200 SL SAP REV 12A	31.0%
SR220		PL-200 SL SAP REV 12A	31.0%
SV250		PL-200 SL SAP REV 12A	31.0%
SR250		PL-200 SL SAP REV 12A	32.0%
SV300		PL-200 SL SAP REV 12A	37.0%

COMPACT TRACK LOADERS			
TR270		PL-200 SL SAP REV 12A	31.0%
TR320		PL-200 SL SAP REV 12A	31.0%
TV380		PL-200 SL SAP REV 12A	31.0%
CNH REPAIR PARTS			
CASE IH REPAIR PARTS		1/13/2014	LIST
CASE IH AFS COMPONENTS		1/13/2014	LIST
FREIGHT			FOB ORIGIN

Copyright 2014 by CNH America LLC

AGRICULTURAL EQUIPMENT

U.S. PRICE LIST

FARMALL® C SERIES TRACTORS

PL-100 FC REVISION 14

SAP PRICE LIST 028 C2

EFFECTIVE MARCH 1, 2014

THIS IS A PARTIAL REVISION

This price list is intended for dealers with the AG and AL contracts.

The prices included in this revision supersede any prices established prior to the effective date shown unless specifically identified in a price bulletin as superseding this price list.

Copyright 2014 By

CNH Industrial, N.V.



GENERAL INFORMATION

ADVANCE FREIGHT

Advance freight will be added to the machinery invoice as a separate net charge for machinery shipped from field locations or from other than specified Ex Works locations.

PRICES

Prices are Ex Works factory, where the goods are manufactured, except where noted. For detailed information concerning prices, please refer to your OPERATING GUIDE.

CONTENTS OF ORGANIZATION

CNH Industrial N.V. issues price lists and revisions covering each Case IH contract. The U.S. Price List is published in U.S. funds and the Canadian Price List is published in Canadian funds. Ensure that you are using the correct price list. U.S. or Canada is referenced at the top of each page and the Canadian price lists have a Maple Leaf on the price list cover page.

Freight, duty and sales taxes are NOT included in any wholegoods or attachment prices shown in the price list. Any appropriate freight, duty, Federal, State, and Provincial taxes will be added to the machinery invoice as separate net charges.

PROCEDURE

The price pages for each machine (or group of machines) lists both "Factory Supplied Options" and "Factory Supplied Accessories."

Each price list is comprised of the various machines sold under that contract. Each price book section has "Factory Supplied Options" and "Factory Supplied Accessories" price pages. When ordering and pricing a machine follow the ordering instructions listed for that machine. Accessories listed following the "Factory Supplied Accessories" heading are available for installation in the field.



GENERAL INFORMATION

DISTRIBUTION OF PRICE LISTS

Price lists and periodic price list revisions will be posted on the Dealer Portal, and distributed electronically when possible.

Printed copies of current price lists, index tabs and binders can be purchased from the Document Management Center (DMC). Orders should be placed only through the DMC web site link located on the Dealer Portal.

Document Management Center (DMC)
2205 Durand Avenue
Racine, WI 53403

DMC Customer Service:
(for inquiries - not to place orders)
(262)636-7540

Internal E-mail: #NA DMC ORDER CENTER
Complete U.S. Price List is PL-100
Complete Canadian Price List is PLC-100

Periodic price list revisions are usually accompanied by a cover sheet which carries instructions on price page changes and where to insert replacement or new price pages. The revisions are dated and are effective as of that date.



**FARMALL® C SERIES TRACTORS
TABLE OF CONTENTS**

FARMALL C SERIES PLATFORM (FLAT DECK) TRACTORS

FARMALL 75C PLATFORM TRACTOR

Standard Features	1
Price List	4
FARMALL 75C PLATFORM TIRE CHART	11

FARMALL 85C, 95C, 105C, and 115C FLAT DECK TRACTORS

Standard Features	13
Price List	18
FARMALL 85C, 95C, AND 105C PLATFORM TRACTOR TIRE CHART	27

CASE IH PURCHASED PROTECTION PLAN	29
---	----

FARMALL 75C
US PRICE LIST

Standard Equipment

DIESEL ENGINE:

74 Gross Engine hp
65 PTO hp @ 2300 rpm
4 Cyl Turbocharged Engine
195 cu in (3.4 L) Displacement
US EPA Tier IV Emissions Compliant
Bosch Fuel Injection Pump
Electric Engine Shutoff
Hand and Foot Throttle Controls
Grid Heater Starting Aid
Air Cleaner: Dry Type with Safety
Element
Fuel Sediment Filter with Water Sensor
23.8-gallon (90L) Fuel Tank with
Bottom Protection Shield

EXHAUST:

Under Hood Muffler with Vertical
Exhaust

TRANSMISSION:

11 Inch Clutch
Floor-mounted LH side Mechanical
Shuttle
(4) Synchronized Gears
(2) Non-synchronized Ranges
8 Forward and 8 Reverse Speeds
Forward Reverse Synchronized Shuttle
2WD and MFD - 19 mph (30 kph)
Speed varies with tire selection
Park Lock on Range Lever

AXLES:

2WD Front Axle: (optional)
Inverted U-section type
Adjustable Tread Width from 60.2 in.
to 79.9 in.

MFD Front Axle: (standard)

Electro-Hydraulic MFD Engagement
Adjustable Tread Width from 60.8 in.
to 76.6 in.
Limited Slip Differential Lock
Standard FAS Ready

AXLES (continued):

Rear Axle:
Flange Type
Adjustable Tread Width 52.2 - 76.0 in.
Rear Differential Lock - 2WD and MFD
mechanically engaged

TIRES:

Front MFD tires - 11.2R24 R1W
Rear MFD tires - 16.9R30 R1W

HYDRAULIC SYSTEM:

Open Center System - (1) Open
Center Remote Valve with detent
Dual Gear Pumps
Implement Pump: 12.5 gpm (47.5 L)
Steering Pump: 7.3 gpm (27.5 L)
Total Flow: 19.8 gpm (75L)

PTO:

540 rpm Mechanical PTO
(1-3/8 in. 6 splines)
Fully Independent, dry clutch
Mechanical Engagement
Flip-up PTO Shaft Guard

HITCH:

3-point Category II with flex lower links
and telescoping stabilizers
3664 lbs. Lift Capacity (SAE)
Swinging Drawbar
Mechanical Draft Control
Upper Link Draft Sensing

STEERING/BRAKES:

Hydrostatic Power Steering
Brakes- Hydraulic assist wet brakes

**FARMALL 75C
US PRICE LIST**

Standard Equipment

INSTRUMENTATION:

Analog Instrumentation with warning lights for air cleaner service, alternator, oil pressure, fuel sediment and water sensor, PTO engagement, head light high beam, low fuel and parking brake
Gauges for fuel level, engine temp., tachometer and hour meter
Horn

ELECTRICAL:

(1) 730 cca Heavy-duty Battery -ROPS
(1) 800 cca Heavy-duty Battery -Cab
Alternator: 120 amp
7-pin Outlet for trailer/implement lighting and signals
4-pin Power Outlet (40 amp)

LIGHTING:

CAB
Front: (2) Halogen Headlights and (2) cab mounted worklights
Rear: (2) cab mounted worklights
Turn Signals/Flashers/Rear Lights

ROPS

Front: (2) Halogen Headlights
Rear: (1) Worklight,
Turn Signals/Flashers/Rear Lights

OPERATIVE PROTECTIVE STRUCTURE:

CAB MODELS

ROPS protected, flat deck platform with heat and air conditioning, tinted windshield, retractable sun screen, front wiper and washer, two doors with locks, two external mirrors, openable side windows, hinged rear window (fully opens)
Steering Wheel - adjustable tilt
Seat - Cloth covered with mechanical suspension, operator's presence sensor, retractable seat belt, arm rests
Suspended pedals
Radio, speakers and antenna

OPERATIVE PROTECTIVE STRUCTURE

(continued):

ROPS MODELS

2-Post Foldable ROPS with ISO-mounted flat deck platform
Steering Wheel - adjustable tilt
Seat - Vinyl covered with mechanical suspension, operator's presence sensor, retractable seat belts, arm rests
Suspended pedals
Locking brake pedals

MISCELLANEOUS:

Pivoting Engine Hood
SMV Emblem, and Toolbox

NEBRASKA TEST REPORT STATUS:

Not available in Nebraska pending
Temporary Sales Permit

**FARMALL 75C
US PRICE LIST**

Standard Equipment

L620 Front Loader

STANDARD FEATURES:

Quick attach design:

Skid-Steer Style Tool Carrier

4-Bar bucket linkage

Bucket level indicator

Parking stand

Grille guard (included with front
mounting brackets)

SPECIFICATIONS:

See Chart for specifications

L630 Front Loader

STANDARD FEATURES:

Quick attach design:

Skid-Steer Style Tool Carrier

4-Bar bucket linkage

Bucket level indicator

Parking stand

Grille guard (included with front
mounting brackets)

SPECIFICATIONS:

See Chart for specifications

FARMALL 75C
US PRICE LIST

Models

COMMERCIAL MODEL	VERSION	Weight	List Price
FARMALL 75C FLAT DECK	CAB- North America		\$45,881.00
FARMALL 75C FLAT DECK	ROPS- North America		\$38,487.00

Factory Supplied Options

Order Code	Description	Weight	List Price
OPERATOR STRUCTURE			
SD_T8500 SEAT			
Cab			
	743578 Fabric seat Cloth seat with armrest and operator's presence sensor		No Charge
	332850 Fabric Seat w/ Air suspension Cloth seat with air suspension, arm rest and operator's presence sensor		\$553.00
ROPS			
	331156 Vinyl Seat Vinyl seat with armrest and operator's presence sensor		No Charge
SD_T9200 OPERATOR STRUCTURE #1			
Cab			
	743573 Cab Cab with openable side windows		No Charge
	334211 Standard Cab w/HiVis Panel Basic Cab - Openable Side windows + Radio + AC + Hi Vis Panel		\$502.00
	744588 Deluxe Cab Deluxe Cab - Openable side windows + Radio + AC + R. Wiper/Washer + Instructor seat + 1 Internal mirror + 12v outlet		\$745.00
	334183 Deluxe Cab w/HiVis Panel Deluxe Cab - Openable side windows + Radio + AC + R. Wiper/Washer + Instructor seat + 1 Internal mirror + 12v outlet + Hi Vis Panel Not available with Special Colors		\$1,247.00
ROPS			
	392315 Platform with Foldable ROPS		No Charge

**FARMALL 75C
US PRICE LIST**

ENGINE

EXHAUST SYSTEMS

SD_T1510 ENGINE EXHAUST

Cab			
	743545	Exhaust- A Pillar w/ guard Vertical exhaust with shield for Cab	No Charge
ROPS			
	391151	Vertical Exhaust w/ Guard	No Charge

TRANSMISSION

TRANSMISSION

SD_T2800 SPEED

	743507	30 KPH	No Charge
	743552	40 KPH Max Ground Speed	\$238.00

SD_T2810 TRANSMISSION

	390067	8x8 Mechanical Shuttle Requires 30 Kph (743507)	No Charge
	330274	8 x 8 Power Shuttle Requires 30 Kph (743507), Includes wet PTO clutch	\$1,519.00
	334174	8 x 8+M.PTO+Creep Mechanical shuttle Creeper range provides 4 additional gears (12 x 2)	\$735.00
	334175	PS+8X8+H.PTO+CREEP Includes wet PTO clutch, Power shuttle Creeper range provides 4 additional gears (12 x 2)	\$2,254.00
	743546	12 x 12 Mechanical Shuttle	\$500.00
	330276	12 x 12 Power Shuttle Includes wet PTO clutch	\$2,017.00
	744576	12X12 Mech Shuttle w/Creeper Creeper range provides 8 additional gears (20 x 20)	\$1,235.00
	334176	12 x 12 Pwr Shuttle w/Creeper Includes wet PTO clutch Creeper range provides 8 additional gears (20 x 20)	\$2,752.00

HITCH

REAR 3-POINT

SD_T8130 3 POINT HITCH CONTROL

	391035	Less 3 pt hitch ground control Standard 3-point hitch controls	No Charge
--	--------	--	-----------

**FARMALL 75C
US PRICE LIST**

		332035	Mech 3 pt hitch ground control External mechanical rear control for 3 point hitch		\$233.00
--	--	--------	---	--	----------

HYDRAULICS

REAR REMOTE VALVES

SD T8270 REAR REMOTES

		743568	1 remote 2 couplers 1 remote with kick-out (includes couplers)		No Charge
		743569	2 Remotes 4 Couplers 2 remotes - 1 with kick-out and 1 with kick-out and float (includes couplers)		\$668.00

MID-MOUNT VALVES

SD T8280 MID-MOUNT VALVES

		390124	Less Mid-Mount No mid-mount valve and joystick		No Charge
		338125	2Mid-Mount w/Mec Joystick Joystick with 3rd function diverter valve switch Does not contain the diverter valve for the loader. Not available on tractors with 2wd front axle		\$1,412.00

PTO

SD T8010 PTO

		743565	540 RPM PTO		No Charge
		743566	540/540E PTO 743566 540/540e Economy PTO (540 PTO RPM is obtained at 1600 engine RPM in economy PTO mode)		\$557.00

FRONT AXLE

SD T4010 FRONT AXLE

4WD					
		744580	4WD+EH Engage+Limited Slip		No Charge
2WD					
		330581	2WD Front Axle Standard clearance 2WD front axle		
			if VERSION is CAB- North America		(\$2,797.00)
			if VERSION is ROPS- North America		(\$3,498.00)

**FARMALL 75C
US PRICE LIST**

FRONT WHEELS AND TIRES

SD T4940 FRONT WHEELS AND TIRES

4WD			
	8223404	11.2R20 R1W Requires 14.9R28 Rear Tires Not compatible with front loaders	\$50.00
	8232304	11.2 x 24 6PR R1 Requires 16.9R30 Rear Tires	(\$100.00)
	8232404	11.2R24 R1W Requires 16.9R30 Rear Tires	No Charge
	8269404	12.4R20 R1W HD Wheel Requires 16.9R28 Rear Tires	\$155.00
	8269405	12.4R20 (320/85R20) 8269405	\$160.00
	8287701	12LL-16 6PR Galaxy®	\$300.00
	8290904	12.5/80-18 10PR R4 Requires 16.9 x 24 R4 or 19.5L24 R4 Rear Tires	\$105.00
	8299801	Non-Return Ship Wheels - 4WD	\$952.00
2WD			
	8111304	7.50 x 16, 6PR F2	(\$605.00)
	8124704	9.5L-15 6PR F2 - 4 Rib	(\$473.00)
	8122304	11L-15 6PR I1	(\$524.00)
	8122404	11L-15 8PR F3	(\$485.00)
	8142301	25/10LL-15 6PR Galaxy®	No Charge
	8199801	Non-Return Ship Wheels - 2WD	(\$952.00)

REAR WHEELS AND TIRES

SD T4950 REAR WHEELS AND TIRES

2WD and 4WD			
	8355404	16.9R30 R1W	No Charge
	8320604	16.9-24 8PR R4 Not compatible with rear wheel weights	(\$199.00)
	8351404	14.9R28 R1W Not compatible with front loaders	(\$430.00)
	8352404	16.9R28 R1W	(\$100.00)
	8391904	19.5L-24 10 PR R4	\$113.00
	8399801	Non-Returnable Shipping Wheel	(\$1,754.00)
2WD			
	8352304	16.9-28 6PR R1	(\$309.00)
	8355304	16.9-30 6PR R1	(\$249.00)
	8310701	22.5LL-16.1 6PR Galaxy®	\$965.00

**FARMALL 75C
US PRICE LIST**

FENDERS

FRONT FENDERS

SD T8740 FRONT FENDERS

	390860	Less Front Fenders		No Charge
	744674	Fenders Dynamic 744674		\$646.00

FENDER EXTENSIONS

SD T8700 FENDERS

	744599	Rear Fend w/extensions		No Charge
--	--------	------------------------	--	-----------

LOADER

LOADER EQUIPMENT

SD T8110 LOADER BRACKETS

	743593	Less Front Loader Does not include loader mounting brackets or loader		No Charge
--	--------	---	--	-----------

Non Self Leveling

	333489	Non Self Leveling LDR- 72" Bkt Factory Installed L620 Loader with 72" bucket (Loader does not have self leveling) Only available on tractors ordered with mid-mount valve Not available on tractors with 2WD front axle Requires Electro-Hydraulic MFD Engagement (743592) Not compatible with Front Weights (331215 or 334215) Not available with Special Paint		\$5,983.00
--	--------	--	--	------------

	335489	Non Self Leveling LDR- 84" Bkt Factory Installed L620 Loader with 84" bucket (Loader does not have self leveling) Only available on tractors ordered with mid-mount valve Not available on tractors with 2WD front axle Requires Electro-Hydraulic MFD Engagement (743592) Not compatible with Front Weights (331215 or 334215) Not available with Special Paint		\$6,339.00
--	--------	--	--	------------

Mechanical Self Leveling

	334489	Mech Self Leveling LDR-72" Bkt Factory Installed L620 Loader with 72" bucket (Loader includes self leveling) Only available on tractors ordered with mid-mount valve Not available on tractors with 2WD front axle Requires Electro-Hydraulic MFD Engagement (743592) Not compatible with Front Weights (331215 or 334215) Not available with Special Paint		\$6,985.00
--	--------	---	--	------------

**FARMALL 75C
US PRICE LIST**

	339489	Mech Self Leveling LDR-84" Bkt Factory Installed L620 Loader with 84" bucket (Loader includes self leveling) Only available on tractors ordered with mid-mount valve Not available on tractors with 2WD front axle Requires Electro-Hydraulic MFD Engagement (743592) Not compatible with Front Weights (331215 or 334215) Not available with Special Paint	\$7,342.00
--	--------	---	------------

OTHER EQUIPMENT

SD_T9850 SPECIAL COLORS/PANELS

	X98503X	Case IH Red	No Charge
	330507	Alabama Yellow WT60	\$868.00
	330505	Colorado Orange WT5	\$868.00
	330512	NC Yellow WT6695	\$868.00

FRONT BALLAST

SD_T2150 FRONT BALLAST

	390215	Less Front Carrier and Weights No front weight carrier	No Charge
	331122	Front Tow Hook 331122	\$100.00
	331215	Front Weight Carrier 130LBS. Front weight carrier with tow hook (130 lbs/60 kg) Not compatible with Loader Brackets (333489, 334489, 335489 and 339489).	\$178.00
	334215	Front Carrier + 5 weights Front weight carrier and tow hook (130 lbs/60 kg) plus 5 weights (4 weights at 88 lbs./40 kg each + 1 weight at 175 lbs./79 kg). Total weight is 659 lbs./299 kg. Not compatible with Loader Brackets (333489, 334489, 335489 and 339489).	\$753.00

REAR BALLAST

SD_T4961 REAR BALLAST

	XT4961X	Standard less rear ballast	No Charge
	330470	4x110 lb rear wheel weights 110 lbs/50 kg each - for 28 inch or 30 inch rear tires Not compatible with 24 inch tires	\$576.00

**FARMALL 75C
US PRICE LIST**

OPERATOR'S MANUAL

SD T9840 COUNTRY CONFIGURATION

	334255	USA English Configuration			No Charge
	334256	Canada (FR) Configuration			No Charge
	334257	USA Spanish Configuration			No Charge



Tire combinations for FARMALL 75C Platform <u>2WD</u> Tractors						
Front Wheels and Tires - Codes/Descriptions						
	8111304 7.50-16 (F2)	8124704 9.5L-15 (F2)	8122404 11L-15 (F3)	8142301 25/10LL-15 Turf Special	8199801 Front Shipping Wheels	
Rear Wheels and Tires Code Description						
8351404 14.9R28 (R1W)	X					
8352304 16.9-28 (R1)		X				
8352404 16.9R28 (R1W)	X	X				
8355304 16.9-30 (R1)		X				
8355404 16.9R30 (R1W)	X	X				
8320604** 16.9-24 (R4)			X			
8391904** 19.5L-24 (R4)			X			
8310701 22.5LL-16.1 Turf Special				X		
8399801 Shipping Wheels						X

Tire combinations for FARMALL 75C Platform <u>MFD</u> Tractors								
Front Wheels and Tires - Codes/Descriptions								
	8223404 11.2R20 (R1W)	8269404 12.4R20 (R1W)	8232304 11.2-24 (R1)	8232404 11.2R24 (R1W)	8287701 12LL-16 Turf Special	8269405 12.4R20 (320/85R20)	8290904 12.5/80-18 (R4)	8299801 Front Shipping Wheels
Rear Wheels and Tires Code Description								
8351404 14.9R28 (R1W)	X							
8352404 16.9R28 (R1W)		X						
8355304 16.9-30 (R1)			X					
8355404 16.9R30 (R1W)				X				
8320604** 16.9-24 (R4)							X	
8391904** 19.5L-24 (R4)							X	
8310701 22.5LL-16.1 Turf Special					X			
8399801 Shipping Wheels								X

X = Available or Recommended Selection

NOTE: ALL SHIPPING WHEELS SHOWN ARE NON-RETURNABLE

* = Not available with loader

** = 24 inch tires are NOT compatible with Rear Wheel Weights

**FARMALL C FLAT DECK TRACTORS
US PRICE LIST**

**(Ex Works Port of Entry)
Standard Equipment**

Farmall 85C
84 Gross Engine hp
70 PTO hp @ 2300 rpm

Farmall 95C
98 Gross Engine hp
82 PTO hp @ 2300 rpm

Farmall 105C
106 Gross Engine hp
91 PTO hp @ 2300 rpm

Farmall 115C
115 Gross Engine hp
98 PTO hp @ 2300 rpm

ALL MODELS

4 Cyl Turbocharged Engine
207 cu in (3.4 L) Displacement
US EPA Tier 4A CEGR and DPF
Emissions Compliant
Bosch Fuel Injection Pump
Electric Engine Shutoff
Hand and Foot Throttle Controls
Grid Heater Starting Aid
Air Cleaner: Dry Type w/Safety Element
Under Hood Muffler
Vertical Exhaust
Fuel Sediment Filter with Water Sensor
30.3 gal Fuel Tank
Rear fenders with extensions

TRANSMISSION

LH side steering column mounted
mechanical shuttle
12 Forward and 12 Reverse Speeds
(4) Synchronized Gears
(3) Non-synchronized Ranges
Forward Reverse Synchronized Shuttle
2WD and FWD - 19 mph (30 kph)
Speed varies with tire selection
12 Inch Ceramic Traction Clutch
Park Lock on Range Lever

AXLES

FWD FRONT AXLE
Heavy-Duty Limited Slip Electrohydraulic
FWD Engagement

Adjustable Tread Width from 60.8 in.
to 76.6 in.

2WD FRONT AXLE

Inverted U-section type
Adjustable Tread Width from 60.2 in.
to 79.9 in.

REAR AXLE

Flange Type
Adjustable Tread Width 52.2 in.
to 76.0 in.

Rear Differential Lock - 2WD and FWD
mechanically engaged.

TIRES AND WHEELS

MFD Front
12.4R24
Rear:
18.4R30

HYDRAULIC SYSTEM

Open Center System
(1) Open Center Remote Valve with
detent
Dual Gear Pumps
Implement Pump: 12.5 gpm (47.5 L)
Steering Pump: 7.3 gpm (27.5 L)
Total Flow: 19.8 gpm (75L)

PTO

540 rpm Mechanical PTO
(1-3/8 in. 6 splines)
Fully Independent, dry clutch
Mechanical Engagement
Flip-up PTO Shaft Guard

FARMALL C FLAT DECK TRACTORS
US PRICE LIST

(Ex Works Port of Entry)
Standard Equipment

HITCH

3-point Category II with flex lower links
and telescoping stabilizers
3664 lbs. Lift Capacity (SAE)
Swinging Drawbar
Mechanical Draft Control
Upper Link Draft Sensing

STEERING/BRAKES

Hydrostatic Power Steering
Brakes-

Wet disk brakes
Cab - hydraulically assisted
ROPS-mechanically activated

INSTRUMENTATION

Analog Instrumentation with warning
lights for air cleaner service,
alternator, oil pressure, fuel
sediment/water sensor, PTO
engagement, head light high beam,
low fuel and parking brake,
digital speed readout (cab only)
Gauges for fuel level, engine
temperature, tachometer and hour
meter

ELECTRICAL

(1) 730 cca Heavy-duty Battery -ROPS
(1) 800 cca Heavy-duty Battery -Cab

Alternator: 120 amp
7-pin Outlet for trailer/implement lighting
and signals
4-pin Power Outlet (40 amp)
8 amp single pole
Auxiliary power socket (cigarette lighter)

LIGHTING**ROPS**

Front: (2) Halogen Headlights
Rear: (1) Worklight
Turn Signals/Flashers/Rear Lights

CAB

Front: (2) Halogen Headlights and
(2) cab mounted worklights
Rear: (2) cab mounted worklights
Turn Signals/Flashers/Rear Lights

OPERATOR PROTECTIVE STRUCTURE**ROPS MODELS**

2-Post Foldable ROPS with ISO-
mounted flat deck platform
Steering Wheel - adjustable tilt
Seat - Vinyl covered with mechanical
suspension, operator's presence
sensor, retractable seat belts and
arm rests

Suspended pedals

Locking brake pedals

CAB MODELS

ROPS protected, flat deck platform with
heat and air conditioning, tinted
windshield, retractable sun screen,
front wiper and washer, two doors
with locks, two external mirrors,
openable side windows, hinged rear
window (fully opens)

Steering Wheel - adjustable tilt

Seat - Cloth covered with mechanical
suspension, operator's presence
sensor, retractable seat belt and
arm rests

Suspended pedals

Radio, speakers, and antenna

MISCELLANEOUS

Pivoting Engine Hood

SMV Emblem

Toolbox

WARRANTY

Case IH Standard Warranty Applies

**FARMALL C FLAT DECK TRACTORS
US PRICE LIST**

**(Ex Works Port of Entry)
Standard Equipment**

FACTORY INSTALLED LOADER

L620 Front Loader

STANDARD FEATURES:

Quick attach design:

Skid-Steer Style Tool Carrier

4-Bar bucket linkage

Bucket level indicator

Parking stand

Grille guard (included with front
mounting brackets)

SPECIFICATIONS:

See Chart for specifications

L630 Front Loader

STANDARD FEATURES:

Quick attach design:

Skid-Steer Style Tool Carrier

4-Bar bucket linkage

Bucket level indicator

Parking stand

Grille guard (included with front
mounting brackets)

SPECIFICATIONS:

See Chart for specifications



Specifications Chart - L620

Utility Front Loader Type	L620 NSL	L620 MSL
Tractor Used On	Farmall C Flat Deck	Farmall C Flat Deck
Engine HP Range	85-105	85-105
Front Tires	12.4 R24	12.4 R24
Rear Tires	18.4 R30	18.4 R30
Note: Loader specifications are subject to change and may vary based on tractor model, hydraulic system and tire size		

Boom Cylinder Fulcrum		
Maximum Lift Height @ Pivot Pin: mm (in):	3,209 (126.3)	3,199 (125.9)
Max Lift Height under bucket in Level position: mm (in):	2,910 (114.5)	2,913 (114.6)
Dump Clearance at 45° mm (in.)	2,377 (93.6)	2,364 (93)
Dump Clearance at 60° mm (in.)	2,292 (90.2)	2,285 (89.9)
Digging Depth mm (in):	210 (8.2)	205 (8)
Lift Capacity (Bucket center) kg (lbs):		
Lift Capacity Max Height @ pivot pins kg (lbs):	1,572 (3,461.2)	1,621 (3,573)
Lift Capacity Max Height @ 800mm kg (lbs):	1,124 (2,478)	1,442 (3,179)
Lift Capacity @ 59 in high @ pivot pins kg (lbs):	1,972 (4,337.5)	2,005 (4,420)
Lift Capacity @ 59 in high @ 800 mm kg (lbs):	1,397 (3,080)	1,891 (4,665)
Boom Breakout force @ pivot pins kN (lbs):	24.6 (5,555.6)	24.3 (5,483)
Boom Breakout force @ 800 mm kN (lbs):	16.6 (3,739)	20.7 (3,860)
Bucket Rollback force @ max height kN (lbs)	12.7 (2,875)	13 (2,947)
Bucket Rollback force @ ground level kN (lbs)	19.3 (4,347)	17.1 (3,860)
Reach @ maximum lift at 45° mm (in):	1,004 (39.5)	1,003 (39.4)
Reach @ maximum lift at 60° mm (in):	850 (33.4)	825 (32.4)
Reach @ ground level mm (in):	2,304 (90.7)	2,300 (90.5)
Bucket Rollback angle (degrees):	45	40
Bucket Dump angle (degrees):	143	143
Raise time to full height (No load)	5.29	5.3
Lower time (No load)	3.99	4
Bucket dump time	4.15 w/o regen. feature, 2.36 w/ regen feature	2.2 w/o regen. feature, 1.31 w/ regen feature
Bucket rollback	2.87	1.54
Base Loader Arms weight kg (lbs)	461 (1,016)	520 (1,146)
Sub frame kg (lbs)	138 (304)	138 (304)
72" Standard Material Bucket weight kg (lbs)	185 (407)	185 (497)
84" Standard Material Bucket weight kg (lbs)	205 (452)	205 (452)
72" bucket struck capacity (cu yard)	0.6	0.6
72" bucket heaped capacity (cu yard)	0.8	0.8
84" bucket struck capacity (cu yard)	0.676	0.676
84" bucket heaped capacity (cu yard)	0.91	0.91
Hydraulic valve and Hose Kit weight kg (lbs)	15 (33)	15 (33)



Specifications Chart - L630

Utility Front Loader Type	L630 NSL	L630 MSL
Tractor Used On	Farmall C Flat Deck	Farmall C Flat Deck
Engine HP Range	85-105	
Front Tires	12.4 R24	
Rear Tires	18.4 R30	
Note: Loader specifications are subject to change and may vary based on tractor model, hydraulic system and tire size		
Boom Cylinder Fulcrum		
Maximum Lift Height @ Pivot Pin: mm (in):	3,405 (134)	3,430 (135)
Max Lift Height under bucket in Level position: mm (in):	3,131 (123)	3,149 (124)
Dump Clearance at 45° mm (in.)	2,576 (101.4)	2,597 (102.2)
Dump Clearance at 60° mm (in.)	2,490 (98)	2,513 (98.9)
Digging Depth mm (in):	179 (7)	162 (6.4)
Lift Capacity (Bucket center) kg (lbs):		
Lift Capacity Max Height @ pivot pins kg (lbs):	1,746 (3,849)	1,907 (4,204)
Lift Capacity Max Height @ 800mm kg (lbs):	1,194 (2,632)	1,555 (3,428)
Lift Capacity @ 59 in high @ pivot pins kg (lbs):	2,362 (5,207)	2,527 (5,571)
Lift Capacity @ 59 in high @ 800 mm kg (lbs):	1,650 (3,638)	2,517 (5,549)
Boom Breakout force @ pivot pins kN (lbs):	29.57 (6,649)	31.3 (6,767)
Boom Breakout force @ 800 mm kN (lbs):	19.81 (4,455)	26.18 (5,661)
Bucket Rollback force @ max height kN (lbs)	20.56 (4,623)	24.76 (5,354)
Bucket Rollback force @ ground level kN (lbs)	23.7 (5,335)	27.4 (5,924)
Reach @ maximum lift at 45° mm (in):	1,097.5 (43)	1,106 (43.5)
Reach @ maximum lift at 60° mm (in):	857.5 (34)	N/A
Reach @ ground level mm (in):	2,314 (91)	2,361 (93)
Bucket Rollback angle (degrees):	44	40
Bucket Dump angle (degrees):	145	145
Raise time to full height (No load)	4.74	4.74
Lower time (No load)	3.55	3.55
Bucket dump time	4.08 w/o regen. feature, 3.59 w/ regen feature	2.1 w/o regen. feature, 2.6 w/ regen feature
Bucket rollback	3.19	1.9
Base Loader Arms weight kg (lbs)	TBD	TBD
Sub frame kg (lbs)	TBD	TBD
72" Standard Material Bucket weight kg (lbs)	TBD	TBD
84" Standard Material Bucket weight kg (lbs)	TBD	TBD
72" bucket struck capacity (cu yard)	TBD	TBD
72" bucket heaped capacity (cu yard)	TBD	TBD
84" bucket struck capacity (cu yard)	TBD	TBD
84" bucket heaped capacity (cu yard)	TBD	TBD
Hydraulic valve and Hose Kit weight kg (lbs)	TBD	TBD

**FARMALL C FLAT DECK TRACTORS
US PRICE LIST**

(Ex Works Port of Entry)
Models

COMMERCIAL MODEL	VERSION	Weight	List Price
FARMALL 85C FLAT DECK	CAB- North America	8,888 LB	\$56,887.00
FARMALL 85C FLAT DECK	ROPS- North America	8,888 LB	\$48,387.00
FARMALL 95C FLAT DECK	CAB- North America	8,888 LB	\$59,107.00
FARMALL 95C FLAT DECK	ROPS- North America	8,888 LB	\$50,607.00
FARMALL 105C FLAT DECK	CAB- North America	9,002 LB	\$62,717.00
Includes the following Equipment Heavy Duty Rear Axle (333411) \$600.00			
FARMALL 105C FLAT DECK	ROPS- North America	9,002 LB	\$54,217.00
Includes the following Equipment Heavy Duty Rear Axle (333411) \$600.00			
FARMALL 115C FLAT DECK	CAB- North America	9,002 LB	\$64,957.00
Includes the following Equipment Heavy Duty Rear Axle (333411) \$600.00			
FARMALL 115C FLAT DECK	ROPS- North America	9,002 LB	\$56,457.00
Includes the following Equipment Heavy Duty Rear Axle (333411) \$600.00			

Factory Supplied Options

Order Code	Description	Weight	List Price
OPERATOR STRUCTURE			
SD_T9200 OPERATOR STRUCTURE #1			
ROPS			
392315	Platform with Foldable ROPS Platform		No Charge
334187	Platform w/FOPS Platform with Canopy and FOPS		\$1,290.00
334190	Deluxe Platform w/FOPS Platform with Canopy, FOPS, noise package, cigarette lighter, ash tray and two storage nets		\$1,500.00
CAB			
743573	Cab Cab with air conditioning, opening side windows and radio		No Charge

**FARMALL C FLAT DECK TRACTORS
US PRICE LIST**

(Ex Works Port of Entry)

	334211	Standard Cab w/HiVis Panel Cab with air conditioning, opening side windows, radio and high visibility panel		\$485.00
	744588	Deluxe Cab Cab with air conditioning, opening side windows, radio, rear wiper/washer, passenger seat, internal mirror, cigarette lighter, ash tray and two storage nets		\$745.00
	334183	Deluxe Cab w/HiVis Panel Cab with air conditioning, opening side windows, radio, high visibility panel, rear wiper/washer, passenger seat, internal mirror, cigarette lighter, ash tray and two storage nets		\$1,230.00

SEAT

SD T8500 SEAT

ROPS

	331156	Vinyl Seat Vinyl seat with armrests		No Charge
--	--------	---	--	-----------

CAB

	743578	Fabric seat Fabric seat with armrests		No Charge
	331850	Fabric Seat w/ Air Suspension Fabric seat with air suspension and armrests		\$475.00
	332850	Fabric Seat w/ Air suspension Fabric seat with air suspension, armrests, and 15 degree swivel.		\$540.00

ENGINE

EXHAUST SYSTEMS

SD T1510 ENGINE EXHAUST

	391151	Vertical Exhaust w/ Guard		No Charge
	743545	Exhaust- A Pillar w/ guard		No Charge
	743544	Horizontal Exhaust w/ Guard		\$189.00

TRANSMISSION

TRANSMISSION

SD T2800 SPEED

2WD or MFD

	743507	30 KPH		No Charge
MFD only				
	743552	40 KPH Max Ground Speed		\$230.00

**FARMALL C FLAT DECK TRACTORS
US PRICE LIST**

(Ex Works Port of Entry)

SD_T2810 TRANSMISSION

Mechanical Shuttle			
	390067	8x8 Mechanical Shuttle	No Charge
	743546	12 x 12 Mechanical Shuttle	No Charge
	744576	12X12 Mech Shuttle w/Creeper	\$1,230.00
Power Shuttle			
	330276	12 x 12 Power Shuttle 12x12 Power Shuttle with Hydraulic PTO Requires 16.9 GPM hydraulic pump (743524).	\$2,320.00
	334176	12 x 12 Pwr Shuttle w/Creeper 12x12 Power Shuttle with Hydraulic PTO Requires 16.9 GPM hydraulic pump (743524).	\$2,890.00

HITCH

SD_T8130 3 POINT HITCH CONTROL

	391035	Less 3 pt hitch ground control	No Charge
	332035	Mech 3 pt hitch ground control Mechanical rear 3-point hitch control Located on rear of tractor	\$170.00

SD_T8200 HITCH

	390831	Hitch w/mech top link draft co	No Charge
	332785	MDC Hitch aux lift ram	\$575.00

HYDRAULICS

SD_T8230 HYD PUMP

	743563	12.5 GPM implement pump Includes hydraulic oil cooler on cab models	No Charge
	743524	16.9 GPM implement pump Includes hydraulic oil cooler on all Power Shuttle transmissions and Cab with Mechanical Shuttle transmission. Does NOT include oil cooler on ROPS with Mechanical Shuttle transmissions. Required when ordering a factory installed loader	\$150.00

SD_T8270 REAR REMOTES

	743568	1 remote 2 couplers	No Charge
	743569	2 Remotes 4 Couplers	\$645.00

**FARMALL C FLAT DECK TRACTORS
US PRICE LIST**

(Ex Works Port of Entry)

MID-MOUNT VALVES

SD T8280 MID-MOUNT VALVES

	390124	Less Mid-Mount		No Charge
	338125	2Mid-Mount w/Mec Joystick 2 mid-mount valves, joystick, and 3rd function switch Required when ordering a factory installed loader		\$1,310.00
	336780	2Mid-Mount w/Mec Joystick +DIV 2 mid-mount valves, joystick, and 3rd function switch with diverter valve Required when ordering a factory installed loader		\$2,010.00

PTO

SD T8010 PTO

	743594	540/1000 RPM PTO		No Charge
	743566	540/540E PTO 743566		No Charge
	743565	540 RPM PTO		(\$490.00)

FRONT AXLE

SD T4010 FRONT AXLE

2WD				
	330581	2WD Front Axle Not compatible with factory installed loader.		(\$3,500.00)
MFD				
	744990	4WD Electro Hydr Engagement		(\$200.00)
	744580	4WD+EH Engage+Limited Slip 4WD axle with electro hydraulic engagement and limited slip differential lock		(\$100.00)
	744581	4WD+EH Engage+Limited Slip+HD Heavy-duty 4WD axle with electro hydraulic engagement and limited slip differential lock Required for all heavy duty factory installed loaders Required for front weight carrier + 6 weights (336215)		No Charge

FRONT WHEELS AND TIRES

SD T4940 FRONT WHEELS AND TIRES

2WD				
	8114404	10.00-16 8PR F2		(\$410.00)
	8122304	11L-15 6PR I1		(\$695.00)
	8111304	7.50 x 16, 6PR F2		(\$775.00)

**FARMALL C FLAT DECK TRACTORS
US PRICE LIST**

(Ex Works Port of Entry)

	8124704	9.5L-15 6PR F2 - 4 Rib			(\$645.00)
	8122404	11L-15 8PR F3			(\$590.00)
	8199801	Non-Return Ship Wheels - 2WD			(\$1,210.00)
MFD					
	8235404	12.4R24 R1W			No Charge
	8232304	11.2 x 24 6PR R1			(\$395.00)
	8232404	11.2R24 R1W			(\$210.00)
	8247404	11.2R28 R1W			\$45.00
	8236404	13.6R24 R1W			\$290.00
	8290904	12.5/80-18 10PR R4 "Beefy Baby"			\$255.00
	8239404	14.9R24 R1W Requires Heavy Duty Front axle			\$655.00
	8284604	13.6-16.1 8PR R3			\$295.00
	8299801	Non-Return Ship Wheels - 4WD			(\$1,210.00)

REAR AXLE

SD T4810 REAR AXLE

	390411	Rear Axle Not available on 105C or 115C Not compatible with 18.4R34 and 13.6R38 tires			No Charge
	333411	Heavy Duty Rear Axle Requires 4WD Heavy-Duty front axles (744581) or 2WD front axle (330581) Mandatory with 18.4R34 and 13.6R38 tires			\$600.00

REAR WHEELS AND TIRES

SD T4950 REAR WHEELS AND TIRES

	8357404	18.4R30 R1W			No Charge
	8372404	13.6R38 R1W 8372404 Requires Heavy Duty Rear Axle (333411) Also requires Heavy Duty Front Axle (744581) on MFD tractors Not compatible with L620 Loader (336914), (336732), (336734), and (336736)			(\$830.00)
	8320704	16.9-24 6PR R3_Turf Not compatible with Heavy Duty Rear Axle (333411)			(\$960.00)
	8355304	16.9-30 6PR R1 Not compatible with L620 Loader (336914), (336732), (336734), and (336736)			(\$890.00)
	8355404	16.9R30 R1W Not compatible with L620 Loader (336914), (336732), (336734), and (336736)			(\$685.00)

**FARMALL C FLAT DECK TRACTORS
US PRICE LIST**

(Ex Works Port of Entry)

	8302804	16.9R34 R1W Requires heavy duty rear axle Not compatible with L620 Loader (336914), (336732), (336734), and (336736)			(\$780.00)
	8365404	18.4R34 R1W Requires Heavy Duty Rear Axle (333411) Also requires Heavy Duty Front Axle (744581) on MFD tractors Not compatible with L620 Loader (333489), (335489), (334489), and (339489)			\$320.00
	8391904	19.5L-24 10 PR R4 Not compatible with Heavy Duty Rear Axle (333411) Not compatible with rear wheel weight (330470)			(\$440.00)
	8399801	Non-Returnable Shipping Wheel			(\$2,645.00)

FENDERS

FRONT FENDERS

SD T8740 FRONT FENDERS

	390860	Less Front Fenders			No Charge
	744673	Fixed Front Fenders			\$500.00
	744674	Fenders Dynamic 744674 MFD only			\$635.00

REAR FENDERS

SD T8700 FENDERS

	744599	Rear Fend w/extensions			No Charge
--	--------	------------------------	--	--	-----------

LOADER

LOADER EQUIPMENT

SD T8110 LOADER BRACKETS

	743593	Less Front Loader			No Charge
	Non Self Leveling				
	336914	Non Self Leveling LDR + SSQA L620 NON self leveling loader Bucket NOT included. An 84" bucket is AVAILABLE please order (336750) Requires two mid-mount valves (338125) Requires 16.9 GPM hydraulic pump (743524) Not compatible with front weights, 2WD, or 34 or 38 inch tires. (8372404), (8302804), and (8365404)			\$5,305.00

**FARMALL C FLAT DECK TRACTORS
US PRICE LIST**

(Ex Works Port of Entry)

	336732	<p>Non Self Leveling LDR + Euro L620 NON self leveling loader Bucket NOT included. An 84" bucket is AVAILABLE please order (336750) Requires two mid-mount valves (338125) Requires 16.9 GPM hydraulic pump (743524) Not compatible with front weights, 2WD, or 34 or 38 inch tires. (8372404), (8302804), and (8365404)</p>		\$5,305.00
	336740	<p>HD Non Self Leveling LDR +SSQA L630 NON self leveling loader Bucket NOT included. An 84" bucket is AVAILABLE please order (336750) Requires two mid-mount valves (336125 or 338125) Requires 16.9 GPM hydraulic pump (743524) Not compatible with front weights or 2WD Requires HD front axle (744581)</p>		\$6,155.00
	336742	<p>HD Non Self Leveling LDR +Euro L630 NON self leveling loader Bucket NOT included. An 84" bucket is AVAILABLE please order (336750) Requires two mid-mount valves (336125 or 338125) Requires 16.9 GPM hydraulic pump (743524) Not compatible with front weights or 2WD Requires HD front axle (744581)</p>		\$6,155.00
Self Leveling				
	336734	<p>Mech Self Leveling LDR + SSQA L620 mechanical self leveling loader Bucket NOT included. An 84" bucket is AVAILABLE please order (336750) Requires two mid-mount valves (338125) Requires 16.9 GPM hydraulic pump (743524) Not compatible with front weights, 2WD, or 34 or 38 inch tires. (8372404), (8302804), and (8365404)</p>		\$6,280.00
	336736	<p>Mech Self Leveling LDR + Euro L620 mechanical self leveling loader Bucket NOT included. An 84" bucket is AVAILABLE please order (336750) Requires two mid-mount valves (338125) Requires 16.9 GPM hydraulic pump (743524) Not compatible with front weights, 2WD, or 34 or 38 inch tires. (8372404), (8302804), and (8365404)</p>		\$6,280.00

**FARMALL C FLAT DECK TRACTORS
US PRICE LIST**

(Ex Works Port of Entry)

	336744	HD Self Leveling LDR +SSQA L630 mechanical self leveling loader Bucket NOT included. An 84" bucket is AVAILABLE please order (336750) Requires two mid-mount valves (338125) Requires 16.9 GPM hydraulic pump (743524) Requires HD front axle (744581) Not compatible with front weights or 2WD		\$7,130.00
	336746	HD Self Leveling LDR +Euro L630 mechanical self leveling loader Bucket NOT included. An 84" bucket is AVAILABLE please order (336750) Requires two mid-mount valves (338125) Requires 16.9 GPM hydraulic pump (743524) Requires HD front axle (744581) Not compatible with front weights or 2WD		\$7,130.00

BUCKET

SD T8140 BUCKET

	336750	84" BUCKET		\$850.00
	XT8140X	LESS BUCKET		No Charge

OTHER EQUIPMENT

CAB

SD T6730 PIN CONNECTOR

Cab or ROPS

	333756	3 power outlets & horn No additional power outlet		No Charge
--	--------	---	--	-----------

CAB Only

	334193	Additional 12V power outlet Additional power outlet (cigarette lighter type)		\$55.00
--	--------	--	--	---------

FRONT BALLAST

SD T2150 FRONT BALLAST

	390215	Less Front Carrier and Weights		No Charge
	331215	Front Weight Carrier 130LBS. Front weight carrier only 130 lbs/60 kgs		\$175.00
	334215	Front Carrier + 5 weights Front weight carrier 130 lbs/60 kgs + carrier front tow hook 130 lbs/60 kgs + 4 suitcase weights 88 lbs/40 kgs each. Total weight 612 lbs/280 kgs		\$545.00

**FARMALL C FLAT DECK TRACTORS
US PRICE LIST**

(Ex Works Port of Entry)

	336215	Front Carrier + 7 weights Front weight carrier 130 lbs/60 kgs + carrier front tow hook 130 lbs/60 kgs + 6 suitcase weights 88 lbs/40 kgs each. Total weight 788 lbs/360 kgs		\$740.00
--	--------	---	--	----------

REAR BALLAST

SD T4961 REAR BALLAST

	XT4961X	Standard less rear ballast		No Charge
	330470	4x110 lb rear wheel weights 4 x 110 lbs/50 kgs each. Total weight 440 lbs/200 kgs not compatible with 24 inch tires		\$570.00

OTHER OPTIONS

SD T9850 SPECIAL COLORS/PANELS

	X98503X	Case IH Red		No Charge
	330505	Colorado Orange WT5		\$855.00
	330507	Alabama Yellow WT60		\$855.00
	330512	NC Yellow WT6695		\$855.00

OPERATOR'S MANUAL

SD T9840 COUNTRY CONFIGURATION

	334255	USA English Configuration		No Charge
	334256	Canada (FR) Configuration Includes English and French operator's manual		No Charge
	334257	USA Spanish Configuration Includes English and Spanish operator's manual		No Charge

Tire combinations for Farmall 85C, 95C, 105C, and 115C 2WD Tractors

		Front Wheels and Tires					
Rear	Description	8111304	8114404	8122304	8122404	8124704	8199801
		7.50X16 6PR F2	10.00-16 8PR F2	11L-15 6PR I1	11L-15 8PR F3	9.5L-15 6PR F2-4 Rib	Non- Return Shipping Wheels - 2WD
8302804	16.9R34 R1W	X	O				
8320704	16.9-24 6PR R3_Turf			X**			
8355304	16.9-30 6PR R1					X	
8355404	16.9R30 R1W	X				X	
8357404	18.4R30 R1W	X					
8365404	18.4R34 R1W		O				
8372404	13.6R38 R1W	O					
8391904	19.5L-24 10 PR R4				X**		
8399801	Non-Returnable shipping wheel						X

O = requires heavy duty rear axle

** = 24 inch tires are NOT compatible with Rear Wheel Weights

Note: a factory installed loader cannot be ordered with a 2WD front axle

Tire combinations for FARMALL 85C, 95C, 105C, and 115C MFD Tractors

		Front Wheels and Tires									
Rear	Description	8232304	8232404	8235404	8284604	8236404	8239404	8247404	8290904	8299801	
		11.2 x 24 6PR R1	11.2R24 R1W	12.4R24 R1W	13.6-16.1 8PR R3	13.6R24 R1W	14.9R24 R1W	11.2R28 R1W	12.5/80-18 10PR R4	Non- Return Ship Wheels - 4WD	
8302804	16.9R34 R1W					X					
8320704	16.9-24 6PR R3_Turf				X**						
8355304	16.9-30 6PR R1	X									
8355404	16.9R30 R1W		X								
8357404	18.4R30 R1W			X							
8365404	18.4R34 R1W						HD				
8372404	13.6R38 R1W							HD			
8391904	19.5L-24 10 PR R4								X**		
8399801	Non-Returnable shipping wheel									X	

HD = Requires Heavy Duty front and rear axle

X = Available or Recommended Selection

** = 24 inch tires are NOT compatible with Rear Wheel Weights

Note: All shipping wheels shown are non-returnable



PURCHASED PROTECTION

Pricing and program details can be found on the Dealer Portal or by contacting the CPP hotline @ 1-866-606-1802. Not all models are eligible for CPP.

AGRICULTURAL EQUIPMENT

U.S. PRICE LIST

SUGAR CANE HARVESTERS

PL-100 SC REVISION 8

SAP PRICE LIST 015 SC

EFFECTIVE NOVEMBER 29, 2012

THIS IS A COMPLETE REVISION

This price list is intended for dealers with the Sugar Cane Harvester (SC) contract only.

This Complete Revision includes new or revised information and replaces all prior revisions.
This is the first revision out of SAP.

The prices included in this revision supersede any prices established prior to the effective date shown unless specifically identified in a price bulletin as superseding this price list.

Copyright 2012 By

CNH America LLC



GENERAL INFORMATION

ADVANCE FREIGHT

Advance freight will be added to the machinery invoice as a separate net charge for machinery shipped from field locations or from other than specified Ex Works locations.

PRICES

Prices are Ex Works factory, where the goods are manufactured, except where noted. For detailed information concerning prices, please refer to your OPERATING GUIDE.

CONTENTS OF ORGANIZATION

CNH America LLC issues price lists and revisions covering each Case IH contract. The U.S. Price List is published in U.S. funds and the Canadian Price List is published in Canadian funds. Ensure that you are using the correct price list. U.S. or Canada is referenced at the top of each page and the Canadian price lists have a Maple Leaf on the price list cover page.

Freight, duty and sales taxes are NOT included in any wholegoods or attachment prices shown in the price list. Any appropriate freight, duty, Federal, State, and Provincial taxes will be added to the machinery invoice as separate net charges.

PROCEDURE

The price pages for each machine (or group of machines) lists both "Factory Supplied Options" and/or "Factory Supplied Attachments."

Each price list is comprised of the various machines sold under that contract. Each price book section has "Factory Supplied Options" and/or "Factory Supplied Attachments" price pages. When ordering and pricing a machine follow the ordering instructions listed for that machine. Attachments listed following the "Factory Supplied Attachments" heading are available for installation in the field.



GENERAL INFORMATION

DISTRIBUTION OF PRICE LISTS

Price lists and periodic price list revisions will be posted on the Dealer Portal, and distributed electronically when possible.

Printed copies of current price lists, index tabs and binders can be purchased from the Document Management Center (DMC). Orders should be placed only through the DMC web site link located on the Dealer Portal.

Document Management Center (DMC)
2205 Durand Avenue
Racine, WI 53403

DMC customer service:
(for inquiries - not to place orders)
(262)636-7540
Internal E-mail: #NA DMC ORDER CENTER

Complete U.S. Price List is PL-100
Complete Canadian Price List is PLC-100

Periodic price list revisions are usually accompanied by a cover sheet which carries instructions on price page changes and where to insert replacement or new price pages. The revisions are dated and are effective as of that date.



SUGAR CANE HARVESTERS TABLE OF CONTENTS

SUGAR CANE HARVESTERS

8000 SUGAR CANE HARVESTERS

Standard Features	1
Price List	3

8800 SUGAR CANE HARVESTER

Standard Features	7
Price List	9



**8000 SUGAR CANE HARVESTER
US PRICE LIST**

**(Ex Works Port of Entry)
Standard Equipment**

ENGINE:

Case IH Cursor 4V 9L 353 hp (260 kW)
@ 2100 rpm
Max Torque- 1100 ft-lbs. (1500Nm)
@ 1400 rpm

BRAKES:

Multiple wet disc, automatic operation
with loss of charge pressure or
engine off
Independent foot pedals
Manual parking brake

CAPACITIES:

Fuel tank - 480 L (127 gal.)
Hydraulic fluid system 480 L (127 gal.)

TOPPER:

Extended length topper pole
Adjustable height:
(3.1ft. - 13.1 ft. / 960 - 4000 mm)

CROP DIVIDER:

45° low angle dual scroll with
live toes and floating sidewalls
Bolt on wear shoes

BASECUTTER BLADES:

Center to center distance -
24.8 in. (630 mm)
2 Detachable discs
5 Replaceable blades per disc
6 mm double edged

FEED ROLLERS:

Hydraulic drive reversible
12 Rollers - 35.4 in (900 mm) wide

ROTARY CHOP:

Hydraulic, reversible
Dual geroller motors
15 in. (380 mm) centers with
three or four blades
2.6 in (65 mm) replaceable blades

EXTRACTORS:

Hydraulic drive
Variable (600 + 1000 rpm) with
AntiVortex
4 blade primary fan 4.2 ft. (1280 mm)
Secondary 2.95 ft. (940 mm)
Standard heavy-duty barrel and
hydraulic slew

ELEVATOR:

Hydraulic drive, reversible
Width - 2.8 ft. (860 mm)
Standard 300 mm extension
Total turning angle - 170°
Fixed bin guard

TIRES:

Rear standard 23.1 x 26 R-1
Front standard 400/60-15.5 Flotation

OPERATOR CAB:

Two door cabin
Air-conditioned and heated
Air suspension operator's seat with
dual armrest controls
Operator presence system with
emergency stop
Windshield wiper / washer
2 Rearview mirrors
Cabin lighting and monitor lighting
Electronic lever steer
Multi-function handle for basecutter
height control, topper and crop dividers
Totally Integrated engine monitoring
featuring:
Tachometer
Engine hourmeter
Engine oil pressure
Engine % Load
Fuel Level
Engine water and hydraulic oil
temperature
Battery voltage

8000 SUGAR CANE HARVESTER
US PRICE LIST

(Ex Works Port of Entry)
Standard Equipment

OPERATOR CAB: (continued)

Basecutter and chopper hydraulic pressure
Primary extractor tachometer
Chopper tachometer
Basecutter tachometer
Fuse Panel protection for all circuits
Reversing alarm, warning lights
Safety flashing beacon
8 quartz halogen work lights on the cabin and 2 on the elevator
Tilting cabin

ELECTRONIC SAFETY SYSTEM:

Engine watchdog system operating on

- High engine temperature
- Low engine water level at radiator expansion tank
- Low engine oil pressure
- Low hydraulic oil level

Starter lockout if

- The transmission is engaged
- The radiator door is open
- Failsafe to neutral on harvesting functions before start

MISCELLANEOUS:

Standard automatic basecutter height control
Standard harvest trip computer/data logger
Open Buttlifter roller
Remote cooling module with hydraulically reversible fan
Inline full-flow hydraulic return filters
Suction filters on the transmission circuit
Cab equipped radio-ready
English decals
Includes One Year Warranty

**8000 SUGAR CANE HARVESTER
US PRICE LIST**

(Ex Works Port of Entry)

Models

COMMERCIAL MODEL	Weight	List Price
8000 SUGAR CANE HARV	33,000 LB	\$349,350.00

Factory Supplied Options

Order Code	Description	Weight	List Price
------------	-------------	--------	------------

ROTARY CHOP

SD_S8501 CHOPPER ROLLER

421230	15 in. Rotary Chop w/3 blades		No Charge
421231	15 in. Rotary Chop w/4 blades		\$496.00

SIDE TRIM KNIVES

SD_S5302 SIDE TRIM KNIVES

421241	Mech. adj. side trim knives		\$3,726.00
421242	Hyd. adj. side trim knives with hydraulic adjustable crop divider tilt		\$6,123.00
421243	Hyd. adj side trim knives with manual crop divider tilt Requires Standard knockdown roller		\$6,861.00
XS5302X	No side trim knives		No Charge

KNOCK DOWN ROLLER

SD_S8802 KNOCKDOWN ROLLERS

421233	Standard knock down roller		No Charge
421232	Hyd. adj. knock down roller		\$3,684.00
421234	Hyd. adj knock down roller For use with Hydraulically adjustable side trim knives and crop divider tilt		\$3,904.00
421235	Hyd. Adj. walkdown roller for extreme down cane conditions. For use with Hydraulically adjustable side trim knives and crop divider tilt		\$4,735.00

**8000 SUGAR CANE HARVESTER
US PRICE LIST**

(Ex Works Port of Entry)

TOPPER

SD_S7002 CUTTERHEAD DRUMS

	421207	Standard topper Hi H/P w/o side trims Not for use with side trim knives			No Charge
	421208	Standard topper Hi H/P w/ side trims For use with side trim knives			No Charge
	421209	Shredder topper Hi H/P w/ side trims For use with side trim knives			\$2,593.00
	421210	Shredder topper Hi H/P w/o side trims Not for use with side trim knives			\$2,386.00

BASE CUTTER LEGS

SD_S8301 BASECUTTER GEARBOX

	421181	Standard legs			No Charge
	421121	Anti-wrap legs			\$430.00

TIRES

SD_09011 TRACTION WHEELS

	421018	Scraper 23.5 x 25			\$3,068.00
	421152	Standard 23.1 x 26			No Charge

EXPORT PACKING

SD_49021 SHIPMENT

	421248	Roll-on, Roll-off			No Charge
--	--------	-------------------	--	--	-----------

ADDITIONAL OPTIONS

SD_50004 BASECUTTER DISCS 61

	421117	5 Blade base cutter discs Hard-faced dished base cutter discs			\$1,744.00
	X50004X	No 5 blade base cutter discs			No Charge

**8000 SUGAR CANE HARVESTER
US PRICE LIST**

(Ex Works Port of Entry)

SD_50093 SCALLOPED BASECUTTE

	421119	Fit scalloped base cutter discs			\$461.00
	X50093X	No scalloped base cutter			No Charge

**8800 SUGAR CANE HARVESTERS
US PRICE LIST**

**(Ex Works Port of Entry)
Standard Equipment**

ENGINE:

Case IH Cursor 4V 9L 353 hp (260 kW)
@ 2100 rpm
Max Torque- 1100 ft-lbs. (1500Nm)
@ 1400 rpm

BRAKES:

Multiple wet disc, automatic operation
with loss of charge pressure or
engine off

CAPACITIES:

Fuel tank - 480 L (127 gal.)
Hydraulic fluid system 480 L (127 gal.)

TOPPER:

Extended length topper pole
Adjustable height
(3.1ft. - 13.1 ft. / 960 - 4000 mm)

CROP DIVIDER:

45° low angle dual scroll with
live toes and floating sidewalls
Bolt on wear shoes

BASECUTTER BLADES:

Center to center distance -
24.8 in. (630 mm)
2 Detachable discs
5 Replaceable blades per disc
6 mm double edged

FEED ROLLERS:

Hydraulic drive reversible
12 Rollers - 35.4 in (900 mm) wide

ROTARY CHOPPER:

Hydraulic, reversible
Dual geroller motors
15 in. (380 mm) centers with
three or four blades
2.6 in (65 mm) replaceable blades

EXTRACTORS:

Hydraulic drive
Variable (600 + 1000 rpm) with
AntiVortex
4 blade primary fan 4.2 ft. (1280 mm)
Secondary 2.95 ft. (940 mm)
Standard heavy-duty barrel and
hydraulic slew

ELEVATOR:

Hydraulic drive, reversible
Width - 2.8 ft. (860 mm)
300 mm extension for Florida
900 mm extension for Louisiana
Total turning angle - 170°
Fixed bin guard

GROUSER PLATES:

16 in., 18 in., 20 in., or 22 in. Bent
18 in. Flat

TRACK COMPONENTS:

D5M greased chain
Optional D5M sealed and lubricated

OPERATOR CAB:

Two door cabin
Air-conditioned and heated
Air suspension operator's seat with
dual armrest controls
Operator presence system with
emergency stop
Windshield wiper / washer
2 Rearview mirrors
Cabin lighting and monitor lighting
Electronic lever steer
Multi-function handle for basecutter
height control, topper and crop dividers
Totally Integrated engine monitoring
featuring:
Tachometer
Engine hourmeter
Engine oil pressure
Engine % Load
Fuel Level

**8800 SUGAR CANE HARVESTERS
US PRICE LIST**

**(Ex Works Port of Entry)
Standard Equipment**

OPERATOR CAB: (continued)

Engine water and hydraulic oil temperature
Battery voltage
Basecutter and chopper hydraulic pressure
Primary extractor tachometer
Chopper tachometer
Basecutter tachometer
Fuse Panel protection for all circuits
Reversing alarm, warning lights
Safety flashing beacon
8 quartz halogen work lights on the cabin and 2 on the elevator
Tilting cabin

ELECTRONIC SAFETY SYSTEM:

Engine watchdog system operating on

- High engine temperature
- Low engine water level at radiator expansion tank
- Low engine oil pressure
- Low hydraulic oil level

Starter lockout if

- The transmission is engaged
- The radiator door is open
- Failsafe to neutral on harvesting functions before start

MISCELLANEOUS:

Standard automatic basecutter height control
Standard harvest trip computer/data logger
Closed Buttliifter roller
Remote cooling module with hydraulically reversible fan
Inline full-flow hydraulic return filters
Suction filters on the transmission circuit
Cab equipped radio-ready
English Decals
Includes One Year Warranty

**8800 SUGAR CANE HARVESTERS
US PRICE LIST**

(Ex Works Port of Entry)

Models

COMMERCIAL MODEL	Weight	List Price
8800 SUGAR CANE FL	40,344 LB	\$372,363.00
8800 SUGAR CANE LA	40,344 LB	\$377,847.00

Factory Supplied Options

Order Code	Description	Weight	List Price
------------	-------------	--------	------------

ROTARY CHOP

SD_S8501 CHOPPER ROLLER

421230	15 in. Rotary Chop w/3 blades		No Charge
421231	15 in. Rotary Chop w/4 blades		\$496.00

SIDE TRIM KNIVES

SD_S5302 SIDE TRIM KNIVES

421241	Mech. adj. side trim knives		\$3,726.00
421242	Hyd. adj. side trim knives with hydraulic adjustable crop divider tilt		\$6,123.00
421243	Hyd. adj side trim knives with manual crop divider tilt Requires Standard knockdown roller		\$6,861.00
XS5302X	No side trim knives		No Charge

KNOCK DOWN ROLLER

SD_S8802 KNOCKDOWN ROLLERS

421233	Standard knock down roller		No Charge
421232	Hyd. adj. knock down roller		\$3,684.00
421234	Hyd. adj knock down roller For use with Hydraulically adjustable side trim knives and crop divider tilt		\$3,904.00
421235	Hyd. Adj. walkdown roller for extreme down cane conditions. For use with Hydraulically adjustable side trim knives and crop divider tilt		\$4,735.00

AGRICULTURAL EQUIPMENT

U.S. PRICE LIST

Magnum™ 250-380 Series Tractors

PL-100 MG REVISION 44

SAP PRICE LIST 019 C4

EFFECTIVE APRIL 1, 2014

THIS IS A COMPLETE REVISION

This price list is intended for dealers with the AG contract only.

This complete price list replaces all prior revisions.

The prices included in this revision supersede any prices established prior to the effective date shown unless specifically identified in a price bulletin as superseding this price list.

NOTE: Dealers should retain prior price list pages for any discontinued machines or attachments remaining in inventory.

Copyright 2013 By

CNH America LLC



GENERAL INFORMATION

ADVANCE FREIGHT

Advance freight will be added to the machinery invoice as a separate net charge for machinery shipped from field locations or from other than specified Ex Works locations.

PRICES

Prices are Ex Works factory, where the goods are manufactured, except where noted. For detailed information concerning prices, please refer to your OPERATING GUIDE.

CONTENTS OF ORGANIZATION

CNH America LLC issues price lists and revisions covering each Case IH contract. The U.S. Price List is published in U.S. funds and the Canadian Price List is published in Canadian funds. Ensure that you are using the correct price list. U.S. or Canada is referenced at the top of each page and the Canadian price lists have a Maple Leaf on the price list cover page.

Freight, duty and sales taxes are NOT included in any wholegoods or attachment prices shown in the price list. Any appropriate freight, duty, Federal, State, and Provincial taxes will be added to the machinery invoice as separate net charges.

PROCEDURE

The price pages for each machine (or group of machines) lists both "Factory Supplied Options" and/or "Factory Supplied Attachments."

Each price list is comprised of the various machines sold under that contract. Each price book section has "Factory Supplied Options" and/or "Factory Supplied Attachments" price pages. When ordering and pricing a machine follow the ordering instructions listed for that machine. Attachments listed following the "Factory Supplied Attachments" heading are available for installation in the field.



GENERAL INFORMATION

DISTRIBUTION OF PRICE LISTS

Price lists and periodic price list revisions will be posted on the Dealer Portal, and distributed electronically when possible.

Printed copies of current price lists, index tabs and binders can be purchased from the Document Management Center (DMC). Orders should be placed only through the DMC web site link located on the Dealer Portal.

Document Management Center (DMC)
2205 Durand Avenue
Racine, WI 53403

DMC customer service:
(for inquiries - not to place orders)
(262)636-7540
Internal E-mail: #NA DMC ORDER CENTER

Complete U.S. Price List is PL-100
Complete Canadian Price List is PLC-100

Periodic price list revisions are usually accompanied by a cover sheet which carries instructions on price page changes and where to insert replacement or new price pages. The revisions are dated and are effective as of that date.



MAGNUM 250-380 SERIES TRACTORS TABLE OF CONTENTS

MAGNUM TRACTORS

MAGNUM 250	
Standard Features	1
Price List	4
Factory Supplied Attachments.....	26
MAGNUM 280	
Standard Features	33
Price List	36
Factory Supplied Attachments.....	59
MAGNUM 310	
Standard Features	65
Price List	68
Factory Supplied Attachments.....	91
MAGNUM 340	
Standard Features	97
Price List	100
Factory Supplied Attachments.....	123
MAGNUM 380	
Standard Features	129
Price List	132
Factory Supplied Attachments.....	154
PARTS DIVISION SUPPLIED ACCESSORIES.....	160
TIRE CHARTS	
Firestone.....	162
Goodyear.....	163
Michelin.....	164
Mitas.....	165
Titan and Trelleborg.....	166
DUAL REAR WHEEL SPACER CHART	167
CASE IH PURCHASED PROTECTION PLAN	168

**MAGNUM 250
US PRICE LIST**

**(Ex Works Racine, WI)
Standard Equipment**

ENGINE:

CASE-IH 8.7 L Engine by FPT
6-Cylinder, 24 valve, diesel
wastegate, turbocharged, aftercooled
Peak/Growth HP: 285
Peak/Boosted HP: 320
205 PTO horsepower @ 2000 rpm
Tier 4B with Selective Catalytic
Reduction (SCR)
Fuel System: Electronically controlled
common rail
Power boost - provides additional
engine horsepower during
non-stationary PTO/hydraulics
activation or transport
(16th gear and higher)
Water-in-Fuel Sensor
Air-induction System: Two stage
system with primary and secondary
elements.
Power aspirated integral pre-cleaner.
OAT Antifreeze solution to -34°F
(- 37°C)
Coolant filter/conditioner
Coolant recovery bottle and deaeration
tank
Visctronic® electronic controlled fan
drive
Grid Heater
Foot throttle
Constant engine speed control

OPERATOR PROTECTIVE STRUCTURE:

CASE-IH DELUXE "Surveyor" Cab
Heat/AC with Automatic Temperature
Control and continuous pressurization
Heated Seat: Cloth "Optima" air
suspension, fore/aft, height, swivel,
back cushion tilt, lumbar support,
firmness and auto weight
adjustments, fore/aft lateral isolators,
adjustable heat control and seat belt
Cloth Instructor seat

OPERATOR PROTECTIVE

STRUCTURE: (continued)
MultiControl Armrest with integrated
transmission, throttle, hydraulics,
PTO and hitch controls
Electric armrest adjust
Right Hand armrest display ready
Mounting Bar
Left hand flip-up armrest
Radio Delphi AM/FM weather band
stereo radio
Business Band Antenna
Inside rear view mirror
Manual exterior mirrors
Front intermittent windshield
wiper and washer
Rear window wiper and washer
Self-cancelling turn signals
3 power outlets
Horn
Dome and Map lights
Dual cup holder
Coat hook
Rubber floor mat
Soft Grip-Steering Wheel: tilt and
telescopic
Front sunshade
Overhead and rear deck storage
with netting
Five steps with handrail
Right side service steps
Front right-side mounted tool box
Swing out rear window
Front window access step

INSTRUMENTATION:

Instrument cluster with analog/digital
display for engine oil pressure, coolant
temperature, fuel level and DEF level.
Icons for MFD, diff lock, PTO,
park brake, Hi-beams and shut-down
condition indicators. Digital display
of engine RPM and hours, travel speed
and gear selection, transmission
warning light. Audible alarm for low

**MAGNUM 250
US PRICE LIST**

**(Ex Works Racine, WI)
Standard Equipment**

INSTRUMENTATION: (continued)

engine oil pressure, high coolant temperature, high hydraulic fluid temperature and engine overspeed.

Performance Instrumentation - Provides data on percentage slip, engine % of rated power, gallons per hour and gallons per acre fuel usage, distance travelled, area covered, hydraulic flow control settings with individual timers for each remote valve, detailed service interval information, and electronic End of Row Automatic tractor shutdown

ACCUGUIDE:

Factory Ready AFS AccuGuide™

(List Price Value \$5,164 USD)

includes steering sensor, electronic steering valve, steering manifold, hoses, wiring harness, receiver mounting bracket, cabling, and hardware

ISO 11783 Implement system connector and rear bracket

CAPACITIES:

Fuel Powershift: 179 gallons (678 L)

Fuel CVT: 163 gallons (617 L)

DEF: 26 gallons (99 L)

GROUND LEVEL MAINTENANCE:

Rear hinged one piece tilt hood

Left-hand side access to:

Transmission oil
Engine coolant
Cab filter
Fuel fill
DEF fill
Engine Air Filter

Right-hand side access to:

Batteries
Engine oil

TRANSMISSION:

Full-powershift, 19 forward (Economy) and 4 reverse speeds;

or CVT, 40 kph (25 mph);

Steering column-mounted hydraulic

FNRP shuttle with integral park lock

Right-hand Forward/Reverse shuttle in Multifunction control handle

Diesel Saver™ APM, Automatic

Productivity Management System

Speed matching

Service Brakes: power internal wet disc, self-adjusting and self-equalizing

Park brake

Power differential lock

AXLES:

MFD Front axle:

Class 4.75 (Power shift)

Class 4.75 (CVT)

with differential lock,

12 bolt hub, no front duals allowed

w/Class 4.5

Tread Setting 60 in. - 88 in.

(1524 mm - 2235 mm)

Rear Bar Axle:

4 in. (102 mm) diameter,

120 in. (3048 mm) length

Automatic MFD and Differential

Lock Modes

Steering-based Traction Control

TIRES AND WHEELS:

MFD Front:

(2) 420/85R34 147A8/B (R1W)

with adjustable wheel

Rear Duals:

(4) 480/80R50 159A8/B (R1W)

with solid steel wheels

MAGNUM 250
US PRICE LIST

(Ex Works Racine, WI)
Standard Equipment

HYDRAULICS:

Pressure Flow Compensated hydraulics
4 remote circuits with ISO breakaway
couplers. In-cab electronic flow
controls and timed detents
for raise and lower hydraulic flow
selectable functions on all valves
Hydraulic Return Valve with case drain
Pump:
44 GPM (166 LPM) maximum flow.
Maximum system pressure
3045 PSI (210 BAR)
Load checks in both raise and lower
circuits for all remotes

HITCH:

Category III / IIIN, 3-point hitch
w/12,900 lbs/5850 kg OECD rated
lift capacity with 43 inch lower links,
adjustable quick coupler,
electronic draft sensing and position
control with hitch cushion ride control,
rigid draft arms with rear hitch control
and adjustable sway Cat. III adjustable
swing drawbar with auto-pin
hammerstrap, 11,000 lb. (4990 kg)
maximum tongue weight, and
1.5 inch (38 mm) drawbar pin
Fender mounted hitch controls

PTO:

1000 RPM shaft 1-3/4 in. diameter,
electronically controlled and protected
with adjustable shield
Rated PTO speed occurs at 1800 rpm
engine speed

ELECTRICAL:

200 amp. alternator
Rear auxiliary 7 pin connector
2 - 12 volt batteries

ELECTRICAL: (continued)

Cab mounted Battery Disconnect
12 volt Jumper Stud
Lights:
Egress lighting
5 grill-mounted lights
2 headlights
2 corner lights
1 center flood
2 cab roof mounted front
2 beltline front
2 cab roof mounted rear
4 rear fender flood
2 rear fender tail lights
Brake lights
Front and rear flashing safety lights

SAFETY EQUIPMENT:

Safety Start System
- operator presence
- park position required for start
Horn
SMV Emblem
Front axle and rear frame tie down
locations
ROPS
HFC 134A refrigerant
Seat belt
Self-Cancelling turn signals
Four way flashers
MFD driveline shield
Brake lights
Wide marker lights with reflective tape
with rear dual tires
PTO safety start system

Visctronic® is a registered trademark
of BorgWarner Inc.

**MAGNUM 250
US PRICE LIST**

(Ex Works Racine, WI)
Models

COMMERCIAL MODEL	TRANSMISSION	Weight	List Price
MAGNUM 250 CVT T4B	CVT-TRANS		\$248,619.00
Includes the following Equipment			
True ground speed sensor (420823)		\$954.00	
MAGNUM 250 PS T4B	Power Shift	27,180 LB	\$234,323.00

Factory Supplied Options

Order Code	Description	Weight	List Price
------------	-------------	--------	------------

OPERATOR STRUCTURE

SD_T9200 OPERATOR STRUCTURE #1

420012	Deluxe-Cab includes features described on Standard Features page		No Charge
449058	DLX PERFORMANCE CAB Cab Suspension Standard Cab Equipment Cloth Positive Response Operator Seat Cloth Instructor Seat Radio Delphi AM/FM/Weatherband with CD and Bluetooth Business Band Antenna Electric Armrest Adjust RH Wiper Front, RH, and Rear Sunshades		\$4,594.00
449059	LUX PERFORMANCE CAB Cab Suspension Luxury Cab Equipment Tinted Glass Multi-Power strip Carpet Leather Positive Response Heated and Ventilated Operator Seat Leather Instructor Seat Radio Delphi AM/FM/Weatherband with CD and Bluetooth Business Band Antenna Electric Armrest Adjust Front, RH, and Rear Sunshades RH Wiper		\$6,781.00

MIRRORS

SD_T9221 REAR VIEW MIRROR

XT9221X	Standard less mirrors		(\$509.00)
420821	Manual adj. ext rearview manual wide adjustable external mirror		No Charge
420820	Electric adj. ext rearview electronic remote control wide adjustable external mirror		\$787.00

**MAGNUM 250
US PRICE LIST**

(Ex Works Racine, WI)

WORK LIGHTING

SD_T9215 RH FENDER HID LIGHT

	XT9215X	Standard rear work lights			No Charge
	429294	Front HID work lamp - hood 1 HID Lamp in center of the bumper replaces standard halogen lamp			\$1,130.00
	429293	Front and rear HID work lamp 1 HID Lamp in center of the bumper replaces standard halogen lamp. 2 HID Lamps on rear RH and LH fenders.			\$1,760.00
	429292	360 HID work lamp package Includes 3 front and 2 rear HID lamps and 2 roof side mounted halogen lights			\$2,978.00

BEACON LIGHTING

SD_T9145 ROTARY BEACON

	XT9145X	Standard less rotary beacon			No Charge
	420025	Single beacon light one light mounted on the LH side			\$399.00
	420099	Dual beacon light two lights mounted on both the LH and RH sides			\$798.00

DISPLAY MOUNTING

SD_T7619 RH MONITOR/MOUNTING

	429321	RH window bar display ready Includes window mount, AFS Pro 700 window harness and window bar			(\$239.00)
	429353	RH armrest display ready Includes MultiControl Armrest mount, AFS Pro 700 harness and window bar			No Charge

PRECISION FARMING

SD_T7626 PRECISION PERF-CNTRL

	429378	AUTOGUIDANCE READY AFS Auto guidance ready package - Includes steering sensor, steering valve, wiring harnesses and receiver bracket			No Charge
--	--------	--	--	--	-----------

**MAGNUM 250
US PRICE LIST**

(Ex Works Racine, WI)

AUTOGUIDANCE READY

SD T9210 AUTOGUIDANCE

	XT9210X	Std less guidance ready Without 372 Receiver and NAV II controller Includes AFS Autoguidance ready package 429378			No Charge
	429367	Nav II w 372 Rec WAAS Auto Guidance Navigation II Controller (Factory Installed) and 372 GPS Receiver - WAAS			\$8,653.00
	429368	Nav II w372 RecHP/XP/GLNS/WAAS Auto Guidance Navigation II Controller (Factory Installed) and 372 GPS Receiver - WAAS, GLONASS, Omnistar HP/XP			\$11,153.00

PRECISION FARMING DISPLAY

SD T7615 AUTOGUIDANCE DISPLAY

	XT7615X	Std less autoguidance display			No Charge
	424263	Large Color Monitor Display AFS Pro 700 - Mounting dependent on display mounting option			\$5,083.00

ENGINE

STARTING AID

SD T1938 WEATHER PACK

	XT1938X	Standard without cold start Grid heater is standard equipment.			No Charge
	420874	Engine block heater 120V			\$90.00
	420875	Engine block htr, transmn htr 120V			\$442.00

COMPRESSION BRAKE

SD T1933 COMPRESSION ENGINE

	XT1933X	No compression brake			No Charge
	429179	Engine compression brake includes control system and factory Installed engine brake			\$3,478.00

AUX FUEL FILTER

SD T1943 AUXILIARY FUEL FILT

	XT1943X	Std less auxiliary fuel filter			No Charge
	420815	Severe duty fuel filter For use in areas where poor fuel quality is a concern.			\$361.00

**MAGNUM 250
US PRICE LIST**

(Ex Works Racine, WI)

TRANSMISSION

TRANSMISSION

SD T2810 TRANSMISSION

	429330	18F Speed full-powershift 4R - 25 mph / 40 kph capable			(\$1,383.00)
	429332	19F Speed powershift-Economy 4R - Economy, 25 mph/40 kph capable, with reduced engine speed in 19th gear for improved fuel economy during transport			No Charge
	429333	19F Speed powershift - 50KPH 4R - 30 mph / 50 kph capable - for approved 50 kph tire combinations see R1W tire chart. Requires suspended front axle, wide rear fenders, trailer brakes, MFD front fenders, electric adjust. external mirrors, and high capacity drawbar			No Charge
	429334	40KPH ECON CVT 4 Range CVT - Economy, 25 mph/40 kph capable, with reduced engine speed			No Charge
	429335	50KPH ECON CVT 4 Range CVT - Economy 30 mph / 50 kph capable, with reduced engine speed- for approved 50 kph tire combinations see tire chart. Requires suspended front axle, wide rear fenders, trailer brakes, MFD front fenders, electric adjust mirrors, and high capacity drawbar			No Charge
	429331	23F Speed full-powershift 6R with shift through creeper 25mph/40kph capable at rated engine speed			\$2,324.00

RADAR

SD T7581 RADAR

	XT7581X	Std less ground speed sensor			No Charge
	420823	True ground speed sensor Required for CVT			\$954.00

BACK-UP ALARM

SD T9245 ALARM

	XT9245X	Standard less alarm			No Charge
	420887	Back-up alarm			\$224.00

**MAGNUM 250
US PRICE LIST**

(Ex Works Racine, WI)

TRAILER BRAKES

TRAILER BRAKES

SD T7130 TRLR BRK VLV

	XT7130X	No hydraulic trailer brakes			No Charge
	420514	Hydraulic trailer brake			\$1,361.00
	420516	Pneumatic_Trailer_Brake For dual line systems Includes engine mounted compressor and reservoirs			\$7,115.00
	420517	Pneu_and_Hyd_Trailer_Brake Pneumatic trailer brake and hydraulic trailer brake for dual line systems. Includes engine mounted compressor and reservoirs plus hydraulic trailer brake (420516 + 420514)			\$8,476.00

HITCH

DRAWBAR

SD T8901 DRAWBAR

	429390	Cat. III High Capacity Drawbar Adj. Drawbar with 1.5"/38mm auto-pin hammerstrap with hitch pin 11,000lb / 4990 kg max tongue weight			No Charge
	429391	Cat IV High Capacity Drawbar Adj. Drawbar with 2.0"/50mm auto-pin hammerstrap with hitch pin 11,000lb / 4990 kg max tongue weight			\$354.00

FRONT HITCH

SD T8100 FRONT THREE POINT HITCH

	429420	L/FRONT HITCH & PTO Note: Front PTO cannot be field installed later with this selection.			No Charge
	429283	Frt hitch ready, PTO ready Engine mounted drop box for future PTO installation and hydraulic tubing for future front hitch installation. Use of #4 hydraulic remote is available for rear implements. Note: Not available on Magnums with Class 4.5 Front Axle, 429286 Requires a minimum of 5 hydraulic remotes Not compatible with Loaders			\$7,638.00

**MAGNUM 250
US PRICE LIST**

(Ex Works Racine, WI)

	336831	<p>Frnt 3PH, PTO Not available Cat III-N front hitch with claw ends, 9426lb lift capacity at claws, remote switch to operate from the ground, 1 set of hydraulic service remotes. Hitch is hard plumbed into #4 remote valve (#4 not available for rear implements), front service remote can be plugged into #1,#2, or #3 remote at the rear couplers. NOTE: Front PTO cannot be field installed later with this selection. Note: Not available on Magnums with Class 4.5 Front Axle 429286</p> <p>Requires a minimum of 5 hydraulic remotes</p> <p>Not compatible with Loaders</p>			\$7,101.00
	429355	<p>Frnt 3PH, PTO ready PTO Ready with Front Three Point Hitch installed. Engine mounted drop box for future PTO installation. Cat III-N front hitch with claw ends, 9426lb lift capacity at claws, remote switch to operate from the ground, 1 set of hydraulic service remotes. Hitch is hard plumbed into #4 remote valve (#4 not available for rear implements), front service remote can be plugged into #1,#2, or #3 remote at the rear couplers. Note: Not available on Magnums with Class 4.5 Front Axle 429286</p> <p>Requires a minimum of 5 hydraulic remotes</p> <p>Not compatible with Loaders</p>			\$14,740.00
	330813	<p>Frnt 3PH wPTO 6sp CCW 1000 Factory Complete Front Hitch with DIA PTO Kit. Includes all above front hitch info, plus completing KIT front PTO assembly with 1-3/8" shaft, 6 splines, 1000rpm, counter-clockwise rotation typically EUR, but available in NA. Note: Not available on Magnums with Class 4.5 Front Axle 429286</p> <p>Requires a minimum of 5 hydraulic remotes</p> <p>Not compatible with Loaders</p>			\$25,229.00
	330847	<p>Frnt 3PH wPTO 21sp CW 1000 Factory Complete Front Hitch with DIA PTO Kit. Includes all above front hitch info, plus completing KIT for front PTO assembly with 1-3/8" shaft, 21 splines, 1000rpm, clockwise rotation typically for NA. Note: Not available on Magnums with Class 4.5 Front Axle 429286.</p> <p>Requires a minimum of 5 hydraulic remotes</p> <p>Not compatible with Loaders</p>			\$25,229.00

**MAGNUM 250
US PRICE LIST**

(Ex Works Racine, WI)

REAR 3-POINT

SD_T8200 HITCH

	429395	Hitch Ready - Less 3PT Hitch Includes armrest controls, valve stack w/hitch valve & harness			(\$5,849.00)
	429396	Cat 3/3N Short Links Manual Includes quick coupler and 38" links 4" Axle Lift Capacity 14,900 lb/ 6,760 kg OECD 4.5" Axle Lift Capacity 17,900 lb/ 8,120 kg OECD Not recommended for narrow tread setting (i.e. 60" tread or 30" rows)			(\$258.00)
	429397	Cat 3/3N Long Links Manual Includes quick coupler and 43" links 4" Axle Lift Capacity 12,900 lb/ 5,850 kg OECD 4.5" Axle Lift Capacity 15,900 lb/ 7,210 kg OECD			No Charge
	429398	Cat 3/3N Long Links Hyd Top Includes quick coupler, 43" links and Hydraulic Top Link 4" Axle Lift Capacity 12,900 lb/ 5,850 kg OECD 4.5" Axle Lift Capacity 15,900 lb/ 7,210 kg OECD			\$1,030.00
	429399	Cat 3/3N Long HydTop_Lift Link Includes quick coupler, 43" links, Hydraulic Top and RH Lift Links 4" Axle Lift Capacity 12,900 lb/ 5,850 kg OECD 4.5" Axle Lift Capacity 15,900 lb/ 7,210 kg OECD			\$1,910.00

HYDRAULICS

HYDRAULIC PUMP

SD_T8220 HYDRAULIC PUMP

	420301	Hydraulic pump, standard Maximum flow at remote couplers - 44GPM 166L/m maximum			No Charge
	420302	Hydraulic pump, high capacity Maximum flow at remote couplers - 59 GPM 224L/m maximum			\$1,838.00
	420400	Hi-Flow hydraulic system 75 GPM 282 L/m TwinFlow™ Hydraulic System Independent PFC pump supplies the number 4, 5 and 6 remotes. Includes high capacity oil cooler.			\$3,736.00

REAR REMOTE VALVES

SD_T8270 REAR REMOTES

	420402	4_electric remotes Includes 4 paddles (#1-4 w/paddles or #1 on Multi Function Handle)			No Charge
--	--------	---	--	--	-----------

**MAGNUM 250
US PRICE LIST**

(Ex Works Racine, WI)

	420403	5_electric remotes Includes 4 paddles (#1-4 with paddles, #5 on Multi Function Handle)			\$1,622.00
	424826	6_electric remotes Includes 6 paddles (#1-6 w/paddles or #1 on Multi Function Handle)			\$3,113.00
	429381	4 Remotes wJoystick Includes 3 paddles and Joystick (#1-3 with paddles, #4 with Joystick or #1 on Multi Function Handle, #1-4 Configurable to Joystick)			\$773.00
	429382	5 Remotes wJoystick Includes 3 paddles and Joystick (#1-3 with paddles, #4-5 with Joystick or #1 on Multi Function Handle)			\$2,395.00
	429383	6 Remotes wJoystick Includes 3 paddles and Joystick (#1-3 with paddles, #4-6 with Joystick or #1 on Multi Function Handle)			\$3,885.00

POWER BEYOND

SD_T8278 HYDRAULICS

	429325	Hydraulic return valve with case drain			No Charge
	429324	Power Beyond-motor retrn valve 3/4 in. motor return valve and 3/8 in. case drain			\$538.00

PTO

REAR PTO

SD_T8010 PTO

	420604	1000 RPM PTO shaft 1-3/4 in. diameter			No Charge
	420603	PTO, 540 and 1000 RPM 1-3/8" and 1000 RPM 1-3/4 in. Interchangeable shafts 3 shafts			\$2,962.00

FRONT AXLE

SD_T3330 FRONT AXLE/DRIVE ENGAGE

	429286	Class 4.5 Standard Axle with differential lock, 12 bolt hub. Class 4.5, front duals not allowed. Installing a front loader is not allowed on this axle.			(\$4,276.00)
	420224	Class 4.75 Standard Axle Front axle with electronic differential lock, 12 bolt hub. Capable of 120 in./3 m tread spacing for controlled traffic farming. May have tire or weight limitations. See Dealer Portal.			No Charge

**MAGNUM 250
US PRICE LIST**

(Ex Works Racine, WI)

	420228	Class 4.75 Suspended Axle Front axle with electronic differential lock, 12 bolt hub. Capable of 120 in./3 m tread spacing for controlled traffic farming. May have tire or weight limitations. See Dealer Portal.			\$10,263.00
--	--------	---	--	--	-------------

FRONT WHEELS AND TIRES

SINGLES

SD T4940 FRONT WHEELS AND TIRES

	XT4940X	No singles ordered Assumes duals are ordered Cannot be ordered with No Front Duals (XT4942X) Match Tires to Intended Application - refer to applicable tire manufacturer's handbook for load carrying capacities and additional application information. Tire Brand Preference or No Tire Brand Preference option MUST BE SELECTED FROM OTHER EQUIPMENT SECTION.			No Charge
--	---------	--	--	--	-----------

Firestone Tires R1 Tread

	8876454	380/85R34 137A8/B R1 FI Radial All Traction FWD™			(\$1,182.00)
	8878454	420/90R30 142A8/B R1 FI Radial All Traction FWD™			(\$1,153.00)

Firestone Tires R1W Tread

	8887654	320/85R38 143A8/B R1W FI Radial 9000™			\$411.00
	8876654	380/85R34 137A8/B R1W FI Radial All Traction DT™			(\$840.00)
	8872454	380/80R38 142A8/B R1W FI Radial All Traction DT™			(\$105.00)
	8801854	420/85R34 147A8/B R1W FI Radial All Traction DT™			No Charge
	8897854	IF420/85R38 153 R1W FI Radial All Traction DT™ CVT only			\$1,647.00
	8863654	420/90R30 145A8/B R1W FI Radial All Traction DT™			(\$1,019.00)
	8855654	480/70R30 152A8/B R1W FI Radial All Traction DT™			(\$613.00)
	8854554	480/70R34 155A8/B R1W FI Radial 9000™			\$231.00
	8860654	600/65R28 147A8/B R1W FI Radial All Traction DT™			\$499.00
	8882554	600/70R30 152A/B R1W FI. Radial All Traction DT™			\$1,123.00

**MAGNUM 250
US PRICE LIST**

(Ex Works Racine, WI)

Goodyear Tires R1 Tread					
	8848404	380/85R30 135A8/B R1 GY UltraTorque™ Radial			(\$1,378.00)
	8876404	380/85R34 137A8/B R1 GY UltraTorque™ Radial			(\$893.00)
	8878404	420/90R30 142A8/B R1 GY UltraTorque™ Radial			(\$1,112.00)
Goodyear Tires R1W Tread					
	8887604	320/85R38 143A8/B R1W GY DT800™ Radial			\$341.00
	8898444	320/80R42 141A8/B R1W GY DT800™ Radial			\$691.00
	8863604	16.9R30 144A8/B R1W GY Super Traction™ Radial			(\$961.00)
	8876644	380/85R34 137A8/B R1W GY DT800™ Radial			(\$929.00)
	8872444	380/80R38 142A8/B R1W GY DT800™ Radial			\$10.00
	8897644	380/80R42 150B R1W GY DT800™ Radial CVT only			\$1,580.00
	8801844	420/85R34 147A8/B R1W GY Super Traction™ Radial			\$231.00
	8897744	420/85R38 149B R1W GY DT806™ Radial CVT only			\$1,384.00
	8855604	480/70R30 152A8/B R1W GY DT810™ Radial			(\$489.00)
	8854504	480/70R34 146A8/B R1W GY DT810™ Radial			\$188.00
	8893541	540/65R34 145A8/B R1W GY DT818™ Radial			\$855.00
	8860604	600/65R28 147A8/B R1W GY DT824 OPTITRAC™ Radial			\$135.00
	8882541	600/70R30 152A8/B R1W GY DT820™ Radial			\$1,061.00
	8870844	620/75R30 163D R+ R1W GY Optitrac™ R+ Radial CVT Only			\$5,477.00
Goodyear Tires R2 Tread					
	8263504	16.9R30 3 Star R2 GY Special Sure Grip™ TD8 Radial			\$699.00
	8879344	480/85R30 147A8 R2 GY Special Sure Grip™ TD8 Radial			\$172.00
Michelin Tires R1W Tread					
	8876434	380/85R34 137A8/B R1W MI Agribib® Radial			(\$801.00)

**MAGNUM 250
US PRICE LIST**

(Ex Works Racine, WI)

	8872434	380/80R38 142A8/B R1W MI Agribib® Radial			(\$91.00)
	8801834	420/85R34 R1W 142B MI Agribib® Radial			\$259.00
	8802034	VF420/85R34 R1W MI YieldBib®			\$408.00
	8878434	420/90R30 147A8/B R1W MI Agribib® Radial			(\$861.00)
	8854534	480/70R34 143D R1W MI Omnibib™ Radial			\$349.00
	8893531	540/65R34 145D R1W MI Multibib™ Radial			\$632.00
	8860531	600/65R28 147A8/B R1W MI XM28™ Radial			\$2,530.00
	8830801	600/70R30 159D R1W MI AxioBib® Radial			\$3,570.00
	8882531	600/70R30 152A8/B R1W MI MachXbib® Radial			\$1,308.00
	8870934	IF620/75R30 163D R1W MI Axiobib CVT only			\$5,658.00
Mitas Tires R1W Tread					
	8876484	380/85R34 146A8/B R1W CO MT ContiContract AC 85			(\$1,388.00)
	8872484	380/80R38 142A8/B R1W CO MT ContiContract AC 85			(\$420.00)
	8801884	420/85R34 147A8/B R1W CO MT ContiContract AC 85			(\$352.00)
	8854584	480/70R34 143D/146A8 R1W CO MT HC 70			(\$400.00)
	8860584	600/65R28 147D/150A8 R1W COMT ContiContract AC 65			\$131.00
	8882584	600/70R30 152D/155A8 R1W CO MT CVT only			\$431.00
	8886584	750/55R30 R1W 162D MT SVT			\$2,215.00
Titan Tires R1 Tread					
	8876464	380/85R34 137A8/B R1 TI Hi Traction Lug Radial			(\$840.00)
Titan Tires R1W Tread					
	8872404	380/80R38 142A8/B R1W TI AG49M Radial			\$10.00
	8801864	420/85R34 147A8/B R1W TI AG49M Radial			\$231.00
Trelleborg Tires R1W Tread					
	8801824	420/85R34 142A8/139B R1W TR TM600			\$231.00

**MAGNUM 250
US PRICE LIST**

(Ex Works Racine, WI)

	8854514	480/70R34 R1W TR TM700			\$231.00
	8886624	710/60R30 R1W 162D T TM900 High Power			\$3,028.00

DUALS

SD T4942 DUAL TIRES

	XT4942X	No duals Assumes singles are ordered Cannot be ordered with No Front Singles (XT4940X) FRONT DUAL WHEELS INCLUDE 16 IN. SPACER Match Tires to Intended Application - refer to applicable tire manufacturer's handbook for load carrying capacities and additional application information. Tire Brand Preference or No Tire Brand Preference option MUST BE SELECTED FROM OTHER EQUIPMENT SECTION.			No Charge
Goodyear Tires R1 Tread					
	8258407	380/85R30 135A8/B R1 GY UltraTorque™ Radial			\$3,868.00
	8876407	380/85R34 137A8/B R1 GY UltraTorque™ Radial			\$5,345.00
	8277407	420/90R30 142A8/B R1 GY UltraTorque™ Radial			\$4,192.00
Firestone Tires R1 Tread					
	8876457	380/85R34 137A8/B R1 FI Radial All Traction FWD™			\$5,225.00
	8277457	420/90R30 142A8/B R1 FI Radial All Traction FWD™			\$4,316.00
Firestone Tires R1W Tread					
	8887657	320/85R38 143A8/B R1W FI Radial 9000™			\$6,666.00
	8876557	380/85R34 137A8/B R1W FI Radial All Traction DT™			\$5,603.00
	8872457	380/80R38 142A8/B R1W FI Radial All Traction DT™			\$6,939.00
	8801857	420/85R34 147A8/B R1W FI Radial All Traction DT™			\$7,254.00
	8277557	420/90R30 145A8/B R1W FI Radial All Traction DT™			\$4,328.00
	8897857	IF420/85R38 153B R1W FI Radial All Traction DT™ CVT Only			\$11,534.00
	8855557	480/70R30 152A8/B R1W FI Radial All Traction DT™			\$5,430.00

**MAGNUM 250
US PRICE LIST**

(Ex Works Racine, WI)

	8854557	480/70R34 155A8/B R1W FI Radial 9000™			\$7,359.00
Goodyear Tires R1W Tread					
	8887607	320/85R38 143A8/B R1W GY DT800™ Radial			\$6,747.00
	8898447	320/80R42 141A8/B R1W GY DT800™ Radial			\$9,072.00
	8897647	380/80R42 150B R1W GY DT800™ Radial CVT Only			\$11,272.00
	8876547	380/85R34 137A8/B R1W GY DT800™ Radial			\$5,291.00
	8872447	380/80R38 142A8/B R1W GY DT800™ Radial			\$7,594.00
	8801847	420/85R34 147A8/B R1W GY Super Traction™ Radial			\$7,959.00
	8897747	420/85R38 149B R1W GY Optitrac DT806™ Radial CVT Only			\$10,998.00
	8277507	16.9R30 144A8/B R1W GY Super Traction™ Radial			\$4,619.00
	8855507	480/70R30 152A8/B R1W GY DT810™ Radial			\$6,522.00
	8854507	480/70R34 146A8/B R1W GY DT810™ Radial			\$7,921.00
	8893447	540/65R34 145A8/B R1W GY DT818™ Radial			\$8,474.00
Goodyear Tires R2 Tread					
	8277647	16.9R30 3 Star R2 GY Special Sure Grip™ TD8 Radial			\$8,365.00
	8880344	480/85R30 147A8 R2 GY Special Sure Grip™ TD8 Radial			\$7,120.00
Michelin Tires R1W Tread					
	8876437	380/85R34 137A8/B R1W MI Agribib® Radial			\$5,491.00
	8872437	380/80R38 142A8/B R1W MI Agribib® Radial			\$6,607.00
	8878537	420/90R30 147A8/B R1W MI Agribib® Radial			\$3,847.00
	8801837	D420/85R34 R1W 142B MI Agribib® Radial			\$7,390.00
	8802037	VF420/85R34 R1W MI YieldBib®			\$9,433.00
	8854537	480/70R34 143D R1W MI Omnibib™ Radial			\$7,480.00
	8893437	540/65R34 145D R1W MI Multibib™ Radial			\$8,221.00

**MAGNUM 250
US PRICE LIST**

(Ex Works Racine, WI)

Mitas Tires R1W Tread					
	8897487	380/85R34 146A8/B R1W CO MT ContiContract AC 85			\$4,587.00
	8872487	380/80R38 142A8/B R1W CO MT ContiContract AC 85			\$6,288.00
	8801887	420/85R34 147A8/B R1W CO MT ContiContract AC 85			\$6,813.00
	8854587	480/70R34 143D/146A8 R1W CO MT ContiContract AC 70T			\$6,624.00
Titan Tires R1 Tread					
	8876467	380/85R34 137A8/B R1 TI Hi Traction Lug Radial			\$5,439.00
Titan Tires R1W Tread					
	8872407	380/80R38 142A8/B R1W TI AG49M Radial			\$7,594.00
	8801867	420/85R34 147A8/B R1W TI AG49M Radial			\$7,695.00
Trelleborg Tires R1W Tread					
	8801827	420/85R34 142A8/139B R1W TR TM600			\$7,341.00
	8854527	480/70R34 143A8/B R1W TR TM700			\$7,921.00

REAR AXLE

SD_T4810 REAR AXLE

	420218	Rear axle 4 in. dia. x 120 in.			No Charge
	420219	Rear axle 4.5in. dia. x120 in.			\$1,193.00

REAR WHEELS AND TIRES

SINGLES

SD_T4950 REAR WHEELS AND TIRES

	XT4950X	No singles ordered Assumes duals are ordered Cannot be ordered with No Rear Duals (XT4952X) Match Tires to Intended Application - refer to applicable tire manufacturer's handbook for load carrying capacities and additional application information. Tire Brand Preference or No Tire Brand Preference option MUST BE SELECTED FROM OTHER EQUIPMENT SECTION.			No Charge
--	---------	---	--	--	-----------

**MAGNUM 250
US PRICE LIST**

(Ex Works Racine, WI)

Firestone Tires R1 Tread					
	8366454	480/80R46 158A8/B R1 FI Radial All Traction™ 23° Must be used with customer supplied duals.			(\$11,601.00)
Firestone Tires R1W Tread					
	8991404	480/80R46 158A8/B R1W FI Radial Deep Tread 23° Must be used with customer supplied duals.			(\$11,491.00)
	8916454	480/80R50 159A8/B R1W FI Radial Deep Tread 23°			(\$9,164.00)
	8968554	520/85R46 158A8/B R1W FI Radial Deep Tread 23°			(\$9,803.00)
	8965554	620/70R42 160A8/B R1W FI Radial All Traction DT™			(\$8,673.00)
	8992554	710/70R38 166A8/B R1W FI Radial All Traction DT™			(\$8,444.00)
	8994554	710/70R42 168A8/B R1W FI Radial All Traction DT™			(\$7,918.00)
Goodyear Tires R1W Tread					
	8991444	480/80R46 158A8/B R1W GY Super Traction™ Radial Must be used with customer supplied duals.			(\$11,043.00)
	8916444	480/80R50 159A8/B R1W GY Super Traction™ Radial			(\$11,457.00)
	8968504	520/85R46 158A8/B R1W GY Super Traction™ Radial			(\$10,186.00)
	8965504	620/70R42 160A8/B R1W GY DT820™ Radial			(\$9,159.00)
	8992504	710/70R38 166A8/B R1W GY DT824™ Radial			(\$8,234.00)
	8994504	710/70R42 173A8/B R1W GY DT824 OPTITRAC™ Radial			(\$8,024.00)
	8973544	710/75R42 175D R1W GY Optitrac R+ Radial™ CVT Only			(\$3,256.00)
	8918444	800/70R38 173A8/B R1W GY DT820™ Radial			(\$7,896.00)
Michelin Tires R1W Tread					
	8991434	480/80R46 158A8/B R1W MI Agribib® Radial			(\$10,328.00)
	8916434	480/80R50 159A8/B R1W MI Agribib® Radial			(\$10,612.00)
	8968534	520/85R46 158A8/B R1W MI Agribib® Radial			(\$8,668.00)
	8902434	620/70R46 162A8/B R1W MI XM28™ Radial			(\$5,122.00)
	8994534	710/70R42 173A8/B R1W MI MachXbib® Radial			(\$6,068.00)

**MAGNUM 250
US PRICE LIST**

(Ex Works Racine, WI)

	8973634	IF710/75R42 176D R1W MI AxioBib® Radial CVT Only			\$1,546.00
	8918434	800/70R38 173A8/B R1W MI MachXbib® Radial			(\$5,175.00)
	8934634	IF900/60R42 180D R1W MI AxioBib® Radial CVT Only			\$2,488.00
Mitas Tires R1W Tread					
	8977584	650/85R38 173D/176A8 R1W CO MT SVT			(\$7,940.00)
	8992484	710/70R38 166D/169A8 R1W CO MT SVT			(\$9,220.00)
	8992684	710/70R42 173D/176A8 R1W CO MT SVT			(\$8,484.00)
	8936584	900/60R38 R1W 172D MT SVT			\$492.00
Trelleborg Tires R1W Tread					
	8936624	900/60R38 R1W 178D T TM900 High Power			\$1,185.00

DUALS

SD_T4952 REAR DUAL WH AND TIRES

	XT4952X	No rear duals Assumes singles are ordered Cannot be ordered with No Rear Singles (XT4950X) REAR DUALS INCLUDE DUAL HUBS AND WIDE MARKER LIGHTS Match Tires to Intended Application - refer to applicable tire manufacturer's handbook for load carrying capacities and additional application information. Tire Brand Preference or No Tire Brand Preference option MUST BE SELECTED FROM OTHER EQUIPMENT SECTION.			No Charge
Firestone Tires R1 Tread					
	8466454	480/80R46 158A8/B R1 FI Radial All Traction™ 23°			(\$5,542.00)
	8489454	520/85R42 157A8/B R1 FI Radial All Traction™ 23°			(\$4,506.00)
Firestone Tires R1W Tread					
	8461654	320/90R54 149A8/B R1W FI Radial All Traction DT™ adj. steel wheels			(\$2,583.00)
	8491554	380/90R50 151A8/B R1W FI Radial 9000™ adj. steel wheels			(\$2,150.00)

**MAGNUM 250
US PRICE LIST**

(Ex Works Racine, WI)

8496554	380/90R54 152A8/B R1W FI Radial 9000™				(\$504.00)
8491454	480/80R46 158A8/B R1W FI Radial Deep Tread 23°				(\$4,602.00)
8416454	480/80R50 159A8/B R1W FI Radial Deep Tread 23°				No Charge
8401954	IF480/95R50 165B R1W FI Radial Deep Tread 23° For CVT Transmission only Minimum tread setting: Magnum 380 – 60” Magnum 250-340 – 68” Cannot achieve 30” row spacing on Magnum 250, 280, 310 or 340				\$11,186.00
8489354	520/85R42 157A8/B R1W FI Radial Deep Tread 23°				(\$3,991.00)
8468554	520/85R46 158A8/B R1W FI Radial Deep Tread 23°				(\$1,628.00)
8465654	620/70R42 160A8/B R1W FI Radial All Traction DT™				\$1,816.00
8492554	710/70R38 166A8/B R1W FI Radial All Traction DT™ Requires 13” or 15” spacer for 4”/4.5” axle 380 Only - Requires 15” spacer Order from Other Equipment section				\$2,791.00
8494554	710/70R42 168A8/B R1W FI Radial All Traction DT™ Requires 13” or 15” spacer for 4”/4.5” axle 380 Only - Requires 15” spacer Order from Other Equipment section				\$4,774.00
Goodyear Tires R1 Tread					
8441404	420/80R46 151A8/B R1 GY UltraTorque™ Radial				(\$4,931.00)
8462540	480/80R46 158A8/B R1 GY UltraTorque™ Radial				(\$5,002.00)
8466444	480/80R46 158A8/B R1 GY Dyna Torque Radial				(\$4,387.00)
8489404	520/85R42 157A8/B R1 GY UltraTorque™ Radial				(\$4,972.00)
Goodyear Tires R1W Tread					
8461604	320/90R54 149A8/B R1W GY DT800™ Radial adj. steel wheel				(\$2,825.00)
8491544	380/90R50 151A8/B R1W GY DT800™ Radial adj. steel wheels				(\$1,891.00)
8496544	380/90R54 152A8/B R1W GY DT800™ Radial				(\$244.00)

**MAGNUM 250
US PRICE LIST**

(Ex Works Racine, WI)

	8491444	480/80R46 158A8/B R1W GY Super Traction™ Radial			(\$3,457.00)
	8416444	480/80R50 159A8/B R1W GY Super Traction™ Radial			(\$863.00)
	8401844	480/95R50 164B R1W GY DT800™ Radial For CVT Transmission only Minimum tread setting: Magnum 380 – 60” Magnum 250-340 – 68” Cannot achieve 30" row spacing on Magnum 250, 280, 310 or 340			\$1,192.00
	8489304	520/85R42 157A8/B R1W GY Super Traction™ Radial			(\$3,935.00)
	8468504	520/85R46 158A8/B R1W GY Super Traction™ Radial			(\$1,803.00)
	8465604	620/70R42 160A8/B R1W GY DT820™ Radial			\$1,433.00
	8492504	710/70R38 166A8/B R1W GY DT824™ Radial Requires 13" or 15" spacer for 4"/4.5" axle 380 only - Requires 15" spacer Order from Other Equipment section			\$3,479.00
	8494504	710/70R42 173A8/B R1W GY DT824 OPTITRAC™ Radial Requires 13" or 15" spacer for 4"/4.5" axle 380 only - Requires 15" spacer Order from Other Equipment section			\$5,560.00
	8492144	710/75R42 175D R1W GY Optitrac R+™ Radial For CVT transmission only Requires 13" or 15" spacer for 4"/4.5" axle 380 Only - Requires 15" spacer Order from Other Equipment section			\$18,188.00
	8418444	800/70R38 173A8/B R1W GY DT820™ Radial Requires 15" spacer for 4"/4.5" axle 380 Only - Requires 13" and 5" spacer Order 13" from Other Equipment section and 5" as attachment			\$7,573.00
Goodyear Tires R2 Tread					
	8466544	18.4R46 3 Star R2 GY Special Sure Grip™ TD8 Radial			(\$2,772.00)
	8489444	520/85R42 157A8/B R2 GY Special Sure Grip™ TD8 Radial			(\$2,591.00)
	8596544	520/85R46 158A8 R2 GY Special Sure Grip™ TD8 Radial Requires wide fenders.			(\$1,393.00)

**MAGNUM 250
US PRICE LIST**

(Ex Works Racine, WI)

Michelin Tires R1W Tread					
	8491434	480/80R46 158A8/B R1W MI Agribib® Radial			(\$2,653.00)
	8416434	480/80R50 159A8/B R1W MI Agribib® Radial			\$105.00
	8416534	VF480/80R50 R1W MI YieldBib®			\$8,594.00
	8467434	520/85R42 157A8/B R1W MI Agribib® Radial			(\$2,259.00)
	8468534	520/85R46 155A8/B R1W MI Agribib® Radial			\$1,395.00
	8401734	620/70R46 162A8/B R1W MI XM28™ Radial			\$7,784.00
	8494534	710/70R42 173A8/B R1W MI MachXbib® Radial Requires 13" or 15" spacer for 4 7/4.5" axle 380 Only - Requires 15" spacer Order from Other Equipment section			\$8,545.00
	8492214	IF710/75R42 176D R1W MI Axiobib® Radial Requires 13" or 15" spacer for 4 7/4.5" axle 380 Only - Requires 15" spacer Order from Other Equipment section			\$23,542.00
	8418434	800/70R38 173A8/B R1W MI MachXbib® Radial Requires 15" spacer for 4 7/4.5" axle 380 Only - Requires 13" and 5" spacer Order 13" from Other Equipment section and 5" as attachment			\$9,746.00
Mitas Tires R1W Tread					
	8491484	480/80R46 158A8/B R1W CO MT ContiContract AC 85			(\$5,017.00)
	8416484	480/80R50 159A8/B R1W CO MT ContiContract AC 85			(\$1,731.00)
	8468584	520/85R46 158A8/155B R1W CO MT ContiContract AC 85			(\$2,265.00)
	8477584	650/85R38 173D/176A8 R1W CO MT SVT Requires 13" or 15" spacer for 4 7/4.5" axle			\$6,212.00
	8492484	710/70R38 166D/169A8 R1W CO MT SVT Requires 13" or 15" spacer for 4 7/4.5" axle 380 Only - Requires 15" spacer Order from Other Equipment section			\$1,630.00

**MAGNUM 250
US PRICE LIST**

(Ex Works Racine, WI)

	8494584	710/70R42 173D/176A8 R1W CO MT SVT Requires 13" or 15" spacer for 4"74.5" axle 380 Only - Requires 15" spacer Order from Other Equipment section			\$3,513.00
Titan Tires R1 Tread					
	8498464	480/80R46 158A8/B R1 TI Hi Traction Lug Radial			(\$5,421.00)
Titan Tires R1W Tread					
	8416404	480/80R50 159A8/B R1W TI AG49M Radial			(\$863.00)
	8468564	520/85R46 158A8/B R1W TI AG49M Radial			(\$2,013.00)
Trelleborg Tires R1W Tread					
	8416424	480/80R50 159D R1W TR TM600			\$5,040.00

FENDERS

FRONT FENDERS

SD T8740 FRONT FENDERS

	XT8740X	Standard less front fenders			No Charge
	420235	MFD front narrow fenders Required with 480 and narrower tires			\$1,428.00
	420233	MFD wide front fenders Required with 540 and wider tires			\$1,680.00
	429361	MFD Extra Wide Fnders Required for 750 and wider tires			\$2,003.00

REAR FENDERS

SD T8700 FENDERS

	420050	Standard 86.6 in./2200 mm Includes rear hitch controls			No Charge
	420362	Wide 100.4 in./2550 mm Includes Auto PTO function and fender-mounted hitch and PTO controls with hitch option			\$1,101.00
	420053	Extra Wide 108.3 in./2750 mm Includes Auto PTO function and fender-mounted hitch and PTO controls with hitch option			\$1,774.00

**MAGNUM 250
US PRICE LIST**

(Ex Works Racine, WI)

OTHER EQUIPMENT

SD T8512 TIRE BRAND CHOICE

	420990	No tire brand preference A tire from existing tire inventory will be installed. This could include the selection you made in front/rear, Single/Dual sections, or the same tire size in Firestone, Goodyear, Titan, Michelin, or Continental/Mitas. Actual tire installed will be invoiced. Availability of brands vary by size.			No Charge
	429995	Tire brand preference Tire brands are subject to availability. If the Tire Brand Preference code is ordered, the plant will install the brand selected.			\$1,721.00

FRONT BALLAST

SD T2150 FRONT BALLAST

	XT2150X	Standard less front ballast DO NOT EXCEED TIRE OR AXLE CAPACITY			No Charge
	420346	Front weight frame only 520 lbs./236 kg			\$716.00
	429360	FWF and 6 Front Weights front weight frame and 6 front weights			\$1,421.00
	420349	FWF and 10 front weights front weight frame and 10 front weights Not available with Class 4.5 front Axle			\$1,892.00
	420395	FWF and 18 front weights Large front weight frame and 18 front weights, 2640 lb/1200 kg Not available with Class 4.5 front Axle			\$2,847.00
	429196	FWF and 18x120 front wts Large front weight frame and 18-120 lb/54 kg front weights. Only available with Class 5 front Axles			\$3,370.00

REAR BALLAST

SD T4961 REAR BALLAST

	XT4961X	Standard less rear ballast DO NOT EXCEED TIRE OR AXLE CAPACITY			No Charge
	429287	Rear wheel weights -1000 lb inner 2 x 500 lb.			\$1,057.00
	420256	Rear wheel weights - 2000 lb. inner 2 x 1000 lb.			\$2,116.00

**MAGNUM 250
US PRICE LIST**

(Ex Works Racine, WI)

420258	Rear wheel weights - 3000 lb. Duals - inner 2 x 1000 lb. + outer 2 x 500 lb. Singles - 2 x 1000 lb. + 2 x 500 lb.			\$3,172.00
429289	Rear wheel weights - 4000 lb. with duals only inner 2 x 1000 lb. + outer 2 x 1000 lb.			\$4,230.00
429288	Rear wheel weights - 5000 lb. with duals only inner 2 x 500 lb. + inner 2 x 1000 lb. + outer 2 x 1000 lb.			\$5,289.00
429363	Rear wheel weights -5500 lb Rear Wheel Weight - 5500 lbs/2500 kg (2qty x1000lb + 2qty x1750lb) For use on Singles Rear only			\$5,936.00
429291	Rear wheel weights - 6000 lb. with duals only inner 2 x 500 lb. + inner 2 x 1000 lb.+ outer 2 x 500 lb. + outer 2 x 1000 lb.			\$6,346.00

ADDITIONAL EQUIPMENT

SD_T5901 WHEEL SPACERS

XT5901X	Std less rear wheel spacers			No Charge
420801	Rear wheel spacers-5 in. each dual spacers			\$948.00
420802	Rear wheel spacers-10 in. each dual spacers			\$1,250.00
420803	Rear wheel spacers-13 in. each dual spacers			\$1,273.00
420876	Rear wheel spacers-15 in. each dual spacers			\$2,011.00

OPERATOR'S MANUAL

SD_T9840 COUNTRY CONFIGURATION

420701	North American English			No Charge
420702	French Canadian			No Charge
429351	North American Spanish			No Charge

**MAGNUM 250
US PRICE LIST**

(Ex Works Racine, WI)

Factory Supplied Attachments

Order Code	Description	Weight	List Price
------------	-------------	--------	------------

Front and Rear Weights

719667036	Frnt Weight Bracket Front Weight Bracket ONLY Large (18 Segment Capacity) For 18 120lb Weights	520 LB	\$716.00
719671016	Front weight, 1800 lb/816 kg 18qty - MX Magnum Style Weights with Hardware	1,840 LB	\$2,402.00
719671026	Front Hvy Wgt 18x120lb = 2160lb/980kg Front 18qty x 120 lb. segments - with hardware Total 2,160lb / 980kg Does not include front weight bracket Requires 719667036 - Front Weight Bracket	2,160 LB	\$2,973.00
719672006	Rear wheels weights Rear Wheel Weights, 1 pair (200 lb./91 kg.) Must be ordered from the Racine Plant	440 LB	\$576.00
719673006	Rear wheels weights Rear Wheel Weights, 1 pair (500 lb./227 kg.) Must be ordered from the Racine Plant	1,025 LB	\$1,025.00
719674006	Rear wheel weights Rear Wheel Weights, 1 pair (1,000 lb./453 kg.) Must be ordered from the Racine Plant	2,090 LB	\$2,002.00

Front Single Wheels W/ Tires

318536A1FS	600/65R28 R1W 147A8 FI Firestone Radial All Traction DT	135 LB	\$5,630.00
318536A1GY	600/65R28 147A8 - R1W Goodyear DT820 Radial	1,000 LB	\$7,886.00
318536A1MI	600/65R28 R1W 147A8 TL Michelin XM28 Radial	135 LB	\$6,050.00
86993605	600/70R30 R1W 152A8 TL GY Goodyear DT820 Radial	1,200 LB	\$6,421.00
86993606	600/70R30 R1W 153A8 TL MI Michelin MachXbib Radial	135 LB	\$6,441.00

Front Dual Wheels W/ Tires

318578A1FS	320/85R38 143A8/B - R1W Firestone Radial 9000™ Does not include wheel spacers.	790 LB	\$8,591.00
318578A1GY	320/85R38 143A8/B - R1W Goodyear DT800™ Radial Does not include wheel spacers.	790 LB	\$8,526.00
399021A1GY	320/80R42 R1W 141A8 TL GY Goodyear DT800 Radial Does not include wheel spacers.	1,420 LB	\$10,738.00
47451260	VF 420/85R34 R1W 154B (Michelin YieldBi Michelin Yieldbib™ Does not include wheel spacers.	1,000 LB	\$7,189.00

**MAGNUM 250
US PRICE LIST**

(Ex Works Racine, WI)

	318574A1FS	380/85R34 137A8/B - R1 Firestone Radial All Traction FWD™ Does not include wheel spacers.	935 LB		\$4,809.00
	318574A1GY	380/85R34 137A8/B - R1 Goodyear UltraTorque™ Radial Does not include wheel spacers.	860 LB		\$5,318.00
	84593148	420/85R34 R1W 142B Michelin Agribib Michelin Agribib Does not include wheel spacers.	858 LB		\$6,176.00
	398788A1GY	380/85R34 137A8/B - R1W Goodyear DT800™ Radial Does not include wheel spacers	780 LB		\$5,204.00
	370431A1MI	380/85R34 137A8/B - R1W Michelin AGRIBIB® Radial Does not include wheel spacers.	12 LB		\$7,249.00
	47357261	380/80R38 R1W 142B Firestone Radial All Firestone Radial All Traction DT Does not include wheel spacers.	1,000 LB		\$6,739.00
	349226A1GY	380/80R38 142A8/B - R1W Goodyear DT800™ Radial Does not include wheel spacers.	960 LB		\$6,585.00
	47357581	380/80R38 R1W 142B Michelin Agribib Michelin Agribib Does not include wheel spacers	875 LB		\$6,057.00
	47357602	380/80R38 R1W 142B Titan AG49M Radial Titan AG49M Radial Does not include wheel spacers.	924 LB		\$6,878.00
	47357616	380/80R38 R1W 142B Mitas AC85 Mitas AC85 Does not include wheel spacers	888 LB		\$6,411.00
	318569A1GY	16.9R30 144A8/B - R1W Goodyear Super Traction™ Radial Does not include wheel spacers.	800 LB		\$4,831.00
	318571A1GY	16.9R30 3 Star - R2 Goodyear Special Sure Grip TD8™ Radial Does not include wheel spacers.	940 LB		\$6,462.00
	318538A1FS	420/90R30 142A8/B - R1 Firestone Radial All Traction FWD™ Does not include wheel spacers.	740 LB		\$4,428.00
	318538A1GY	420/90R30 142A8/B - R1 Goodyear UltraTorque™ Radial Does Not include wheel spacers.	740 LB		\$5,009.00
	318569A1FS	420/90R30 145A8/B - R1W Firestone Radial All Traction DT™ Does not include wheel hubs or spacers.	800 LB		\$4,724.00
	318569A1MI	420/90R30 147A8/B - R1W Michelin AGRIBIB® Radial Does not include wheel spacers.	800 LB		\$5,314.00
	47364080	480/70R34 R1W 146B Titan AG49M Radial Titan AG49M Radial Does Not include wheel spacers.	970 LB		\$7,088.00
	47363659	480/70R34 R1W 143D Mitas HC70 Mitas HC70 Does not include wheel spacers	980 LB		\$6,226.00

**MAGNUM 250
US PRICE LIST**

(Ex Works Racine, WI)

47357930	420/85R34 R1W 147B Firestone Radial All Firestone Radial All Traction DT Does not include wheel spacers	1,000 LB		\$6,898.00
47357919	420/85R34 R1W 147B Goodyear Super Tracti Goodyear Super Traction Radial Does not include wheel spacers	1,000 LB		\$7,466.00
47358297	420/85R34 R1W 147B Titan AG49M Radial Titan AG49M Radial Does not include wheel spacers	858 LB		\$7,126.00
318572A1FS	480/70R30 152A8/B - R1W Firestone Radial All Traction DT™ Does not include wheel spacers.	960 LB		\$5,821.00
47358369	420/85R34 R1W 147B Mitas AC85 Mitas AC85 Does not include wheel hubs or spacers.	858 LB		\$6,485.00
318572A1GY	480/70R30 152A8/B - R1W Goodyear DT810™ Radial Does not include wheel spacers	990 LB		\$5,827.00
318576A1FS	480/70R34 155A8/B - R1W Firestone Radial 9000™ Does not include wheel spacers.	990 LB		\$6,246.00
318576A1GY	480/70R34 146A8/B - R1W Goodyear DT810™ Radial Does not include wheel spacers.	990 LB		\$6,526.00
318576A1MI	480/70R34 143D -R1W Michelin Omnibib™ Radial Does not include wheel spacers.	990 LB		\$6,921.00
86993608	480/85R30 147A8 - R2 Goodyear Special Sure Grip™ TD8 Radial. Does not include wheel spacers.	900 LB		\$7,956.00
356487A1GY	540/65R34 145A8/B - R1W Goodyear DT820™ Radial Does not include wheel spacers.	250 LB		\$8,357.00
86993607	540/65R34 145D - R1W Michelin Multibib™ Radial Does not include wheel spacers.	1,030 LB		\$8,644.00

3PT, Drawbar, PTO & FHPTO Kit

719664026	Attachment, Front Hitch Only - CaseIH	825 LB		\$7,456.00
84409148	Front Hitch Trans Tubing Kit Front Hitch Transmission Tubing Kit Required for tractors that are not factory ordered as Front Hitch Ready to be able to install Front Hitch	150 LB		\$713.00
84409151	Front PTO Cmplting Kit - CIHEUR European Style CCW rotation Tractor must be Front PTO ready with Front hitch installed. New code: 47539236 will replace current code.	385 LB		\$11,015.00
84409150	Front PTO Cmplting Kit - CIHROW North America CW rotation Tractor must be Front PTO ready with Front hitch installed. New code: 47539225 will replace current code.	385 LB		\$11,015.00

**MAGNUM 250
US PRICE LIST**

(Ex Works Racine, WI)

84402088	KIT, Hyd Front Axle Saddle Susp Completn Hydraulic Front Axle Saddle Suspension Completion kit for Front Hitch	135 LB		\$816.00
710829046	Kit, Hitch Rdy Compltn Cat3 Magnum 250 - 310	1,800 LB		\$8,830.00
719663016	Cat. III High capacity drawbar High Capacity Adjustable Wide Drawbar Auto-Pin Hammerstrap	210 LB		\$1,547.00
84315861	KIT,Hydraulic TopLink-Ball Cat 3/4 Cat 3, use on Cat3 & Cat4 hitches w/out quick coupler Includes new main valve assembly and Hyd top link / lift link dedicated valve	185 LB		\$2,949.00
84315904	KIT, Hydraulic Lift Link Includes new main valve assembly and Hyd top link / lift link dedicated valve	265 LB		\$3,734.00

Rear Dual and Triple w/ Tires

398451A1GY	380/90R54 152A8/B - R1W Goodyear DT800™ Radial Does not include wheel hubs or spacers.	1,730 LB		\$12,848.00
349225A1GY	480/80R50 159A8/B - R1W Goodyear Super Traction™ Radial Does not include wheel hubs or spacers.	1,870 LB		\$10,917.00
87423470	480/80R50 R1W 159B MI Michelin Agribib Does not include wheel hubs or spacers.	1,350 LB		\$12,356.00
84606030	480/80R50 R1W 159B TI Titan AG49M Radial Does not include wheel hubs or spacers.	1,790 LB		\$11,689.00
84603822	480/80R50 R1W 159B MT Mitas AC85 Does not include wheel hubs or spacers.	1,698 LB		\$10,185.00
302496A1FS	520/85R46 158A8/B - R1W Firestone Radial Deep Tread 23° Does not include wheel hubs or spacers.	1,850 LB		\$9,403.00
302496A1GY	520/85R46 158A8/B - R1W Goodyear Super Traction™ Radial Does not include wheel hubs or spacers.	1,860 LB		\$9,315.00
302496A1MI	520/85R46 158A8/B - R1W Michelin AGRIBIB® Radial Does not include wheel hubs or spacers. Michelin Agribib® tires are not warranted if used for pulling acrapers for ground leveling.	1,860 LB		\$12,492.00
86993008	520/85R46 158A8/B - R2 GY Goodyear Special Sure Grip™ TD8 Radial Does not include wheel hubs or spacers.	1,850 LB		\$11,194.00
258070A1FS	710/70R42 168A8/B - R1W FS Firestone Radial All Traction DT™ Does not include wheel hubs or spacers.	2,500 LB		\$17,707.00
258070A1GY	710/70R42 173A8/B - R1W GY Goodyear DT824 OPTITRAC™ Radial Does not include wheel hubs or spacers.	2,500 LB		\$18,034.00
86993003	710/70R42 173A8/B - R1W MI Michelin XM28™ Radial Does not include wheel hubs or spacers.	2,500 LB		\$21,023.00

**MAGNUM 250
US PRICE LIST**

(Ex Works Racine, WI)

	86993006	800/70R38 173A8/B - R1W Goodyear DT820™ Radial Does not include wheel hubs or spacers.	2,750 LB		\$17,650.00
	84603825	480/80R50 R1W 159B FS Firestone Radial Deep Tread 23° Does not include wheel hubs or spacers.	1,962 LB		\$12,562.00

Hydraulic

	84398850	KIT, 6 Paddle EHRS Control Case IH - to control 6 EHRS if joystick is not desired	3 LB		\$405.00
	719648026	Attachment, Hyd 5th Remote Case IH - joystick available, but not mandatory 719247006 - Kit Case IH Joystick (If replacing 6 paddle control, also order 84202317 - 3 paddle control for use w/ joystick)	35 LB		\$1,634.00
	719204006	Attachment, Hyd 6th Remote CaseIH - must add Joystick Kit or 6-Paddle Control Kit if joystick not already installed 719247006 - Kit, Case IH Joystick (If replacing 6 paddle control, also order 84202317 - 3 paddle control for use w/ joystick) 84398850 - Kit, 6 paddle EHR Control (to control 6 EHRS if joystick is not desired)	35 LB		\$1,634.00
	719649026	Hyd Motor Return w/Case Drain	17 LB		\$581.00
	719650036	Hyd Pwr Beyond/Motor Return Valve Hydraulic Power Beyond / Motor Return Valve	26 LB		\$1,824.00
	719653086	Hyd Trailer Brake	220 LB		\$2,026.00
	47436839	Kit, Hydraulic Trailer Brake CVT trans CVT Only	225 LB		\$2,026.00
	47436948	Kit, Pneumatic trailer brake 4"/4.5" rea	295 LB		\$7,472.00
	47436959	Kit, Pneumatic trailer brake 5" rear axl	295 LB		\$7,472.00
	84401628	Mega/Twin Flow Kit w/ Hyd Pump & Lines Mega / Twin Flow Kit Including Hydraulic Pump and Lines	135 LB		\$3,747.00
	47436826	Kit, Mega/Twin Flow Hyd Pump for CVT tra Includes only the Mega/Twin flow pump and lines. Replacement standard pump not needed for CVT.	175 LB		\$1,536.00

Wheel Accessories

	719680006	5 in./127 mm rear dual spacer kit 5 Inch (127MM) Rear Dual Spacer Kit for 10 Bolt Hubs	265 LB		\$870.00
	719681006	10 in./254 mm rear dual spacer kit 10 Inch (254MM) Rear Dual Spacer Kit for 10 Bolt Hubs	330 LB		\$1,148.00
	719682006	13 in./330 mm rear dual spacer kit 13 Inch (330MM) Rear Dual Spacer Kit for 10 Bolt Hubs	190 LB		\$1,170.00
	719677006	10 bolt dual wheel hub 4" axle 10 Bolt Dual Wheel Hub for (4 Inch/102 MM) Axle Mounting	400 LB		\$1,589.00
	719683006	15 in./380 mm rear dual spacer kit 15 Inch (380MM) Rear Dual Spacer Kit for 10 Bolt Hubs	405 LB		\$1,846.00

**MAGNUM 250
US PRICE LIST**

(Ex Works Racine, WI)

Cab

	84555953	KIT, RH Window Bar Display Includes Right Hand side Window bar Display Harness and Mount	4 LB		\$118.00
--	----------	---	------	--	----------

Front Wheel Accessories

	719684016	12 in./305 mm front dual MFD spacer kit 12 Inch (305MM) Front Dual MFD Spacer Kit - CIH	230 LB		\$977.00
	719685016	16 in./406 mm front dual MFD spacer kit 16 Inch (406MM) Front Dual MFD Spacer Kit - CIH	300 LB		\$1,089.00

Other Equipment

	84598655	KIT, FENDERS NARROW 4.5 AXLE Narrow Case IH Fender Kit Class 4.5 Axle For 480 and narrower tires	250 LB		\$1,694.00
	84598656	KIT, FENDERS NARROW 4.75-5 AXLE Narrow Case IH Fender Kit Class 4.75 and 5 Axle For 480 and narrower tires	250 LB		\$1,694.00
	84598657	KIT, FENDERS NARROW SAD, SUSP Narrow Case IH Fender Kit Class 4.75 and 5 Suspended Axle For 480 and narrower tires	250 LB		\$1,694.00
	84598659	KIT, FENDERS WIDE 4.5 AXLE Wide Case IH Fender Kit Class 4.5 Axle For 540 and wider tires	290 LB		\$2,034.00
	84598660	KIT, FENDERS WIDE 4.75-5 AXLE Wide Case IH Fender Kit Class 4.75 and 5 Axle For 540 and wider tires	290 LB		\$2,034.00
	84598661	KIT, FENDERS WIDE SAD SUSP AXLE Wide Case IH Fender Kit Class 4.75 and 5 Suspended Axle For 540 and wider tires	290 LB		\$2,034.00
	84598663	KIT, FENDERS EX-WIDE 4.75-5 AXLE Extra Wide Case IH Fender Kit Class 4.75 and 5 Axle For 700 and wider tires	265 KG		\$2,496.00
	84598664	KIT, FENDERS EX-WIDE SAD SUSP AXLE Extra Wide Case IH Fender Kit Class 4.75 and 5 Suspended Axle For 700 and wider tires	290 LB		\$2,496.00

**MAGNUM 280
US PRICE LIST**

(Ex Works Racine, WI)

Standard Equipment

ENGINE:

CASE-IH 8.7 L Engine by FPT
6-Cylinder, 24 valve, diesel
Variable Geometry Turbo, aftercooled
Peak/Growth HP: 315
Peak/Boosted HP: 350
235 PTO horsepower @ 2000 rpm
Tier 4B with Selective Catalytic
Reduction (SCR)
Fuel System: Electronically controlled
common rail
Power boost - provides additional
engine horsepower during
non-stationary PTO/hydraulics
activation or transport
(16th gear and higher)
Water-in-Fuel Sensor
Air-induction System: Two stage
system with primary and secondary
elements.
Power aspirated integral pre-cleaner.
OAT Antifreeze solution to -34°F
(-37°C)
Coolant filter/conditioner
Coolant recovery bottle and deaeration
tank
Visctronic® electronic controlled fan
drive
Grid Heater
Foot throttle
Constant engine speed control

OPERATOR PROTECTIVE STRUCTURE:

CASE-IH DELUXE "Surveyor" Cab
Heat/AC with Automatic Temperature
Control and continuous pressurization
Heated Seat: Cloth "Optima" air
suspension, fore/aft, height, swivel,
back cushion tilt, lumbar support,
firmness and auto weight
adjustments, fore/aft lateral isolators,
adjustable heat control and seat belt
Cloth Instructor seat
MultiControl Armrest with integrated
transmission, throttle, hydraulics,

OPERATOR PROTECTIVE

STRUCTURE:(continued)
PTO and hitch controls
Electric armrest adjust
Right Hand armrest display ready
Mounting Bar
Left hand flip-up armrest
Radio Delphi AM/FM weather band
stereo radio
Business Band Antenna
Inside rear view mirror
Manual exterior mirrors
Front intermittent windshield
wiper and washer
Rear window wiper and washer
Self-cancelling turn signals
3 power outlets
Horn
Dome and Map lights
Dual cup holder
Coat hook
Rubber floor mat
Soft Grip-Steering Wheel: tilt and
telescopic
Front sunshade
Overhead and rear deck storage
with netting
Five steps with handrail
Right side service steps
Front right-side mounted tool box
Swing out rear window
Front window access step

INSTRUMENTATION:

Instrument cluster with analog/digital
display for engine oil pressure, coolant
temperature, fuel level and DEF level.
Icons for MFD, diff lock, PTO,
park brake, Hi-beams and shut-down
condition indicators. Digital display
of engine RPM and hours, travel speed
and gear selection, transmission
warning light. Audible alarm for low
engine oil pressure, high coolant
temperature, high hydraulic fluid

**MAGNUM 280
US PRICE LIST**

**(Ex Works Racine, WI)
Standard Equipment**

INSTRUMENTATION: (continued)

temperature and engine overspeed.
Performance Instrumentation - Provides data on percentage slip, engine % of rated power, gallons per hour and gallons per acre fuel usage, distance travelled, area covered, hydraulic flow control settings with individual timers for each remote valve, detailed service interval information, and electronic End of Row Automatic tractor shutdown

ACCUGUIDE:

Factory Ready AFS AccuGuide™
(List Price Value \$5,164 USD)
includes steering sensor, electronic steering valve, steering manifold, hoses, wiring harness, receiver mounting bracket, cabling, & hardware
ISO 11783 Implement system connector and rear bracket

CAPACITIES:

Fuel Powershift: 179 gallons (678 L)
Fuel CVT: 163 gallons (617 L)
DEF: 26 gallons (99 L)

GROUND LEVEL MAINTENANCE:

Rear hinged one piece tilt hood
Left-hand side access to:
Transmission oil
Engine coolant
Cab filter
Fuel fill
DEF fill
Engine Air Filter
Right-hand side access to:
Batteries
Engine oil

TRANSMISSION:

Full-powershift, 19 forward (Economy) and 4 reverse speeds;
or CVT, 40 kph (25 mph);
Steering column-mounted hydraulic FNRP shuttle with integral park lock
Right-hand Forward/Reverse shuttle in Multifunction control handle
Diesel Saver™ APM, Automatic Productivity Management System
Speed matching
Service Brakes: power internal wet disc, self-adjusting and self-equalizing
Park brake
Power differential lock

AXLES:

MFD Front:
Class 4.75 MFD front axle with differential lock, 12 bolt hub, 60 - 88 in. (1524 - 2235 mm)
Rear Bar Axle:
4 in. (102 mm) diameter, 120 in. (3048 mm) length
Automatic MFD and Differential Lock Modes
Steering-based Traction Control

TIRES AND WHEELS:

MFD Front axle:
(2) 420/85R34 147A8/B (R1W) with adjustable wheel
Rear Duals:
(4) 480/80R50 159A8/B (R1W) with solid steel wheels

HYDRAULICS:

Pressure Flow Compensated hydraulics
4 remote circuits with ISO breakaway couplers. In-cab electronic flow controls and timed detents for raise and lower hydraulic flow selectable functions on all valves

MAGNUM 280
US PRICE LIST

(Ex Works Racine, WI)
Standard Equipment

HYDRAULICS: (continued)

Hydraulic Return Valve with case drain

Pump:

44 GPM (166 LPM) maximum flow.

Maximum system pressure

3045 PSI (210 BAR)

Load checks in both raise and lower circuits for all remotes

HITCH:

Category III / IIIN, 3-point hitch
w/ 12,900 lbs/5850 kg OECD rated lift capacity with 43 inch lower links, adjustable quick coupler, electronic draft sensing and position control with hitch cushion ride control, rigid draft arms with rear hitch control and adjustable sway Cat. III adjustable swing drawbar with auto-pin hammerstrap, 11,000 lb. (4900 kg) maximum tongue weight, and 1.5 inch (38 mm) drawbar pin
Fender mounted hitch controls

PTO:

1000 RPM shaft 1-3/4 in. diameter, electronically controlled and protected with adjustable shield
Rated PTO speed occurs at 1800 rpm engine speed

ELECTRICAL:

200 amp. alternator
Rear auxiliary 7 pin connector
2-1000 CCA capacity 12 volt batteries
Cab mounted Battery Disconnect
12 volt Jumper Stud

ELECTRICAL: (continued)

Lights:

Egress lighting

5 grill-mounted lights

2 headlights

2 corner lights

1 center flood

2 cab roof mounted front

2 beltline front

2 cab roof mounted rear

4 rear fender flood

2 rear fender taillights

Brake lights

Front and rear flashing safety lights

SAFETY EQUIPMENT:

Safety Start System

- operator presence

- park position required for start

Horn

SMV Emblem

Front axle and rear frame tie down locations

Tinted glass

ROPS

HFC 134A refrigerant

Seat belt

Self-Cancelling turn signals

Four way flashers

MFD driveline shield

Brake lights

Wide marker lights with reflective tape with rear dual tires

PTO safety start system

Visctronic® is a registered trademark of BorgWarner Inc.

**MAGNUM 280
US PRICE LIST**

(Ex Works Racine, WI)
Models

COMMERCIAL MODEL	TRANSMISSION	Weight	List Price
MAGNUM 280 CVT T4B	CVT-TRANS	27,180 LB	\$265,320.00
Includes the following Equipment			
True ground speed sensor (420823)		\$954.00	
MAGNUM 280 PS T4B	Power Shift	27,180 LB	\$251,024.00

Factory Supplied Options

Order Code	Description	Weight	List Price
------------	-------------	--------	------------

OPERATOR STRUCTURE

SD_T9200 OPERATOR STRUCTURE #1

420012	Deluxe-Cab includes features described on Standard Features page		No Charge
449058	DLX PERFORMANCE CAB Cab Suspension Standard Cab Equipment Cloth Positive Response Operator Seat Cloth Instructor Seat Radio Delphi AM/FM/Weatherband with CD and Bluetooth Business Band Antenna Electric Armrest Adjust RH Wiper Front, RH, and Rear Sunshades		\$4,594.00
449059	LUX PERFORMANCE CAB Cab Suspension Luxury Cab Equipment Tinted Glass Multi-Power strip Carpet Leather Positive Response Heated and Ventilated Operator Seat Leather Instructor Seat Radio Delphi AM/FM/Weatherband with CD and Bluetooth Business Band Antenna Electric Armrest Adjust Front, RH, and Rear Sunshades RH Wiper		\$6,781.00

MIRRORS

SD_T9221 REAR VIEW MIRROR

XT9221X	Standard less mirrors		(\$509.00)
420821	Manual adj. ext rearview manual wide adjustable external mirror		No Charge
420820	Electric adj. ext rearview electronic remote control wide adjustable external mirror		\$787.00

**MAGNUM 280
US PRICE LIST**

(Ex Works Racine, WI)

WORK LIGHTING

SD_T9215 RH FENDER HID LIGHT

	XT9215X	Standard rear work lights			No Charge
	429294	Front HID work lamp - hood 1 HID Lamp in center of the bumper replaces standard halogen lamp			\$1,130.00
	429293	Front and rear HID work lamp 1 HID Lamp in center of the bumper replaces standard halogen lamp. 2 HID Lamps on rear RH and LH fenders.			\$1,760.00
	429292	360 HID work lamp package Includes 3 front and 2 rear HID lamps and 2 roof side mounted halogen lights			\$2,978.00

BEACON LIGHTING

SD_T9145 ROTARY BEACON

	XT9145X	Standard less rotary beacon			No Charge
	420025	Single beacon light one light mounted on the LH side			\$399.00
	420099	Dual beacon light two lights mounted on both the LH and RH sides			\$798.00

DISPLAY MOUNTING

SD_T7619 RH MONITOR/MOUNTING

	429321	RH window bar display ready Includes window mount, AFS Pro 700 window harness and window bar			(\$239.00)
	429353	RH armrest display ready Includes MultiControl Armrest mount, AFS Pro 700 harness and window bar			No Charge

PRECISION FARMING

SD_T7626 PRECISION PERF-CNTRL

	429378	AUTOGUIDANCE READY AFS Auto guidance ready package - Includes steering sensor, steering valve, wiring harnesses and receiver bracket			No Charge
--	--------	--	--	--	-----------

**MAGNUM 280
US PRICE LIST**

(Ex Works Racine, WI)

AUTOGUIDANCE READY

SD T9210 AUTOGUIDANCE

	XT9210X	Std less guidance ready Without 372 Receiver and NAV II controller Includes AFS Autoguidance ready package 429378			No Charge
	429367	Nav II w 372 Rec WAAS Auto Guidance Navigation II Controller (Factory Installed) and 372 GPS Receiver - WAAS			\$8,653.00
	429368	Nav II w372 RecHP/XP/GLNS/WAAS Auto Guidance Navigation II Controller (Factory Installed) and 372 GPS Receiver - WAAS, GLONASS, Omnistar HP/XP			\$11,153.00

PRECISION FARMING DISPLAY

SD T7615 AUTOGUIDANCE DISPLAY

	XT7615X	Std less autoguidance display			No Charge
	424263	Large Color Monitor Display AFS Pro 700 - Mounting dependent on display mounting option			\$5,083.00

ENGINE

STARTING AID

SD T1938 WEATHER PACK

	XT1938X	Standard without cold start Grid heater is standard equipment.			No Charge
	420874	Engine block heater 120V			\$90.00
	420875	Engine block htr, transmn htr 120V			\$442.00

COMPRESSION BRAKE

SD T1933 COMPRESSION ENGINE

	XT1933X	No compression brake			No Charge
	429179	Engine compression brake includes control system and factory Installed engine brake			\$3,478.00

AUX FUEL FILTER

SD T1943 AUXILIARY FUEL FILT

	XT1943X	Std less auxiliary fuel filter			No Charge
	420815	Severe duty fuel filter For use in areas where poor fuel quality is a concern.			\$361.00

**MAGNUM 280
US PRICE LIST**

(Ex Works Racine, WI)

TRANSMISSION

TRANSMISSION

SD T2810 TRANSMISSION

	429330	18F Speed full-powershift 4R - 25 mph / 40 kph capable			(\$1,383.00)
	429332	19F Speed powershift-Economy 4R - Economy, 25 mph/40 kph capable, with reduced engine speed in 19th gear for improved fuel economy during transport			No Charge
	429333	19F Speed powershift - 50KPH 4R - 30 mph / 50 kph capable - for approved 50 kph tire combinations see R1W tire chart. Requires suspended front axle, wide rear fenders, trailer brakes, MFD front fenders, electric adjust. external mirrors, and high capacity drawbar			No Charge
	429334	40KPH ECON CVT 4 Range CVT - Economy, 25 mph/40 kph capable, with reduced engine speed			No Charge
	429335	50KPH ECON CVT 4 Range CVT - Economy 30 mph / 50 kph capable, with reduced engine speed- for approved 50 kph tire combinations see tire chart. Requires suspended front axle, wide rear fenders, trailer brakes, MFD front fenders, electric adjust mirrors, and high capacity drawbar			No Charge
	429331	23F Speed full-powershift 6R with shift through creeper 25mph/40kph capable at rated engine speed			\$2,324.00

RADAR

SD T7581 RADAR

	XT7581X	Std less ground speed sensor			No Charge
	420823	True ground speed sensor Required for CVT			\$954.00

BACK-UP ALARM

SD T9245 ALARM

	XT9245X	Standard less alarm			No Charge
	420887	Back-up alarm			\$224.00

**MAGNUM 280
US PRICE LIST**

(Ex Works Racine, WI)

TRAILER BRAKES

TRAILER BRAKES

SD T7130 TRLR BRK VLV

	XT7130X	No hydraulic trailer brakes			No Charge
	420514	Hydraulic trailer brake			\$1,361.00
	420516	Pneumatic_Trailer_Brake For dual line systems Includes engine mounted compressor and reservoirs			\$7,115.00
	420517	Pneu_and_Hyd_Trailer_Brake Pneumatic trailer brake and hydraulic trailer brake for dual line systems. Includes engine mounted compressor and reservoirs plus hydraulic trailer brake (420516 + 420514)			\$8,476.00

HITCH

DRAWBAR

SD T8901 DRAWBAR

	429390	Cat. III High Capacity Drawbar Adj. Drawbar with 1.5"/38mm auto-pin hammerstrap with hitch pin 11,000lb / 4990 kg max tongue weight			No Charge
	429391	Cat IV High Capacity Drawbar Adj. Drawbar with 2.0"/50mm auto-pin hammerstrap with hitch pin 11,000lb / 4990 kg max tongue weight			\$354.00

FRONT HITCH

SD T8100 FRONT THREE POINT HITCH

	429420	L/FRONT HITCH & PTO Note: Front PTO cannot be field installed later with this selection.			No Charge
	429283	Frt hitch ready, PTO ready Engine mounted drop box for future PTO installation and hydraulic tubing for future front hitch installation. Use of #4 hydraulic remote is available for rear implements. Note: Not available on Magnums with Class 4.5 Front Axle, 429286 Requires a minimum of 5 hydraulic remotes Not compatible with Loaders			\$7,638.00

**MAGNUM 280
US PRICE LIST**

(Ex Works Racine, WI)

	336831	<p>Frnt 3PH, PTO Not available Cat III-N front hitch with claw ends, 9426lb lift capacity at claws, remote switch to operate from the ground, 1 set of hydraulic service remotes. Hitch is hard plumbed into #4 remote valve (#4 not available for rear implements), front service remote can be plugged into #1,#2, or #3 remote at the rear couplers. NOTE: Front PTO cannot be field installed later with this selection. Note: Not available on Magnums with Class 4.5 Front Axle 429286</p> <p>Requires a minimum of 5 hydraulic remotes</p> <p>Not compatible with Loaders</p>			\$7,101.00
	429355	<p>Frnt 3PH, PTO ready PTO Ready with Front Three Point Hitch installed. Engine mounted drop box for future PTO installation. Cat III-N front hitch with claw ends, 9426lb lift capacity at claws, remote switch to operate from the ground, 1 set of hydraulic service remotes. Hitch is hard plumbed into #4 remote valve (#4 not available for rear implements), front service remote can be plugged into #1,#2, or #3 remote at the rear couplers. Note: Not available on Magnums with Class 4.5 Front Axle 429286</p> <p>Requires a minimum of 5 hydraulic remotes</p> <p>Not compatible with Loaders</p>			\$14,740.00
	330813	<p>Frnt 3PH wPTO 6sp CCW 1000 Factory Complete Front Hitch with DIA PTO Kit. Includes all above front hitch info, plus completing KIT front PTO assembly with 1-3/8" shaft, 6 splines, 1000rpm, counter-clockwise rotation typically EUR, but available in NA. Note: Not available on Magnums with Class 4.5 Front Axle 429286</p> <p>Requires a minimum of 5 hydraulic remotes</p> <p>Not compatible with Loaders</p>			\$25,229.00
	330847	<p>Frnt 3PH wPTO 21sp CW 1000 Factory Complete Front Hitch with DIA PTO Kit. Includes all above front hitch info, plus completing KIT for front PTO assembly with 1-3/8" shaft, 21 splines, 1000rpm, clockwise rotation typically for NA. Note: Not available on Magnums with Class 4.5 Front Axle 429286.</p> <p>Requires a minimum of 5 hydraulic remotes</p> <p>Not compatible with Loaders</p>			\$25,229.00

**MAGNUM 280
US PRICE LIST**

(Ex Works Racine, WI)

REAR 3-POINT

SD T8200 HITCH

429395	Hitch Ready - Less 3PT Hitch Includes armrest controls, valve stack w/hitch valve & harness				(\$5,849.00)
429396	Cat 3/3N Short Links Manual Includes quick coupler and 38" links 4" Axle Lift Capacity 14,900 lb/ 6,760 kg OECD 4.5" Axle Lift Capacity 17,900 lb/ 8,120 kg OECD Not recommended for narrow tread setting (i.e. 60" tread or 30" rows)				(\$258.00)
429397	Cat 3/3N Long Links Manual Includes quick coupler and 43" links 4" Axle Lift Capacity 12,900 lb/ 5,850 kg OECD 4.5" Axle Lift Capacity 15,900 lb/ 7,210 kg OECD				No Charge
429398	Cat 3/3N Long Links Hyd Top Includes quick coupler, 43" links and Hydraulic Top Link 4" Axle Lift Capacity 12,900 lb/ 5,850 kg OECD 4.5" Axle Lift Capacity 15,900 lb/ 7,210 kg OECD				\$1,030.00
429399	Cat 3/3N Long HydTop_Lift Link Includes quick coupler, 43" links, Hydraulic Top and RH Lift Links 4" Axle Lift Capacity 12,900 lb/ 5,850 kg OECD 4.5" Axle Lift Capacity 15,900 lb/ 7,210 kg OECD				\$1,910.00
429404	Cat 3/4N, Short Links, Manual Includes quick coupler and 38" links Magnum 280 requires 4.5" Rear Axle Lift Capacity 19,500 lb/ 8,840 kg OECD Not recommended for narrow tread setting (i.e. 60" tread or 30" rows)				\$2,955.00
429411	Cat 3/4N Long Links Manual Includes quick coupler and 43" links Magnum 280 requires 4.5" Rear Axle Lift Capacity 17,500 lb/ 7,940 kg OECD				\$3,213.00
429412	Cat 3/4N Long Links Hyd Top Includes quick coupler, 43" links and Hydraulic Top Link Magnum 280 requires 4.5" Rear Axle Lift Capacity 17,500 lb/ 7,940 kg OECD				\$4,243.00
429413	Cat 3/4N Long HydTop_Lift Link Includes quick coupler, 43" links, Hydraulic Top and RH Lift Links Magnum 280 requires 4.5" Rear Axle Lift Capacity 17,500 lb/ 7,940 kg OECD				\$5,122.00

**MAGNUM 280
US PRICE LIST**

(Ex Works Racine, WI)

HYDRAULICS

HYDRAULIC PUMP

SD_T8220 HYDRAULIC PUMP

	420301	Hydraulic pump, standard Maximum flow at remote couplers - 44GPM 166L/m maximum			No Charge
	420302	Hydraulic pump, high capacity Maximum flow at remote couplers - 59 GPM 224L/m maximum			\$1,838.00
	420400	Hi-Flow hydraulic system 75 GPM 282 L/m TwinFlow™ Hydraulic System Independent PFC pump supplies the number 4, 5 and 6 remotes. Includes high capacity oil cooler.			\$3,736.00

REAR REMOTE VALVES

SD_T8270 REAR REMOTES

	420402	4_electric remotes Includes 4 paddles (#1-4 w/paddles or #1 on Multi Function Handle)			No Charge
	420403	5_electric remotes Includes 4 paddles (#1-4 with paddles, #5 on Multi Function Handle)			\$1,622.00
	424826	6_electric remotes Includes 6 paddles (#1-6 w/paddles or #1 on Multi Function Handle)			\$3,113.00
	429381	4 Remotes wJoystick Includes 3 paddles and Joystick (#1-3 with paddles, #4 with Joystick or #1 on Multi Function Handle, #1-4 Configurable to Joystick)			\$773.00
	429382	5 Remotes wJoystick Includes 3 paddles and Joystick (#1-3 with paddles, #4-5 with Joystick or #1 on Multi Function Handle)			\$2,395.00
	429383	6 Remotes wJoystick Includes 3 paddles and Joystick (#1-3 with paddles, #4-6 with Joystick or #1 on Multi Function Handle)			\$3,885.00

POWER BEYOND

SD_T8278 HYDRAULICS

	429325	Hydraulic return valve with case drain			No Charge
	429324	Power Beyond-motor retrn valve 3/4 in. motor return valve and 3/8 in. case drain			\$538.00

**MAGNUM 280
US PRICE LIST**

(Ex Works Racine, WI)

PTO

REAR PTO

SD T8010 PTO

	420604	1000 RPM PTO shaft 1-3/4 in. diameter			No Charge
	420603	PTO, 540 and 1000 RPM 1-3/8" and 1000 RPM 1-3/4 in. Interchangeable shafts 3 shafts			\$2,962.00

FRONT AXLE

SD T3330 FRONT AXLE/DRIVE ENGAGE

	420224	Class 4.75 Standard Axle Front axle with electronic differential lock, 12 bolt hub. Capable of 120 in./3 m tread spacing for controlled traffic farming. May have tire or weight limitations. See Dealer Portal.			No Charge
	420228	Class 4.75 Suspended Axle Front axle with electronic differential lock, 12 bolt hub. Capable of 120 in./3 m tread spacing for controlled traffic farming. May have tire or weight limitations. See Dealer Portal.			\$10,263.00
	420277	Class 5 Standard Axle Front axle with electronic differential lock, 12 bolt hub. Capable of 120 in./3 m tread spacing for controlled traffic farming. May have tire or weight limitations. See Dealer Portal.			\$4,105.00
	429199	Class 5 Suspended Axle Front axle with electronic differential lock, 12 bolt hub. Capable of 120 in./3 m tread spacing for controlled traffic farming. May have tire or weight limitations. See Dealer Portal.			\$14,367.00

**MAGNUM 280
US PRICE LIST**

(Ex Works Racine, WI)

FRONT WHEELS AND TIRES

SINGLES

SD T4940 FRONT WHEELS AND TIRES

	XT4940X	No singles ordered Assumes duals are ordered Cannot be ordered with No Front Duals (XT4942X) Match Tires to Intended Application - refer to applicable tire manufacturer's handbook for load carrying capacities and additional application information. Tire Brand Preference or No Tire Brand Preference option MUST BE SELECTED FROM OTHER EQUIPMENT SECTION.			No Charge
Firestone Tires R1 Tread					
	8876454	380/85R34 137A8/B R1 FI Radial All Traction FWD™			(\$1,182.00)
	8878454	420/90R30 142A8/B R1 FI Radial All Traction FWD™			(\$1,153.00)
Firestone Tires R1W Tread					
	8887654	320/85R38 143A8/B R1W FI Radial 9000™			\$411.00
	8876654	380/85R34 137A8/B R1W FI Radial All Traction DT™			(\$840.00)
	8872454	380/80R38 142A8/B R1W FI Radial All Traction DT™			(\$105.00)
	8801854	420/85R34 147A8/B R1W FI Radial All Traction DT™			No Charge
	8897854	IF420/85R38 153 R1W FI Radial All Traction DT™ CVT only			\$1,647.00
	8863654	420/90R30 145A8/B R1W FI Radial All Traction DT™			(\$1,019.00)
	8855654	480/70R30 152A8/B R1W FI Radial All Traction DT™			(\$613.00)
	8854554	480/70R34 155A8/B R1W FI Radial 9000™			\$231.00
	8860654	600/65R28 147A8/B R1W FI Radial All Traction DT™			\$499.00
	8882554	600/70R30 152A/B R1W FI. Radial All Traction DT™			\$1,123.00
Goodyear Tires R1 Tread					
	8848404	380/85R30 135A8/B R1 GY UltraTorque™ Radial			(\$1,378.00)
	8876404	380/85R34 137A8/B R1 GY UltraTorque™ Radial			(\$893.00)

**MAGNUM 280
US PRICE LIST**

(Ex Works Racine, WI)

	8878404	420/90R30 142A8/B R1 GY UltraTorque™ Radial			(\$1,112.00)
Goodyear Tires R1W Tread					
	8887604	320/85R38 143A8/B R1W GY DT800™ Radial			\$341.00
	8898444	320/80R42 141A8/B R1W GY DT800™ Radial			\$691.00
	8863604	16.9R30 144A8/B R1W GY Super Traction™ Radial			(\$961.00)
	8876644	380/85R34 137A8/B R1W GY DT800™ Radial			(\$929.00)
	8872444	380/80R38 142A8/B R1W GY DT800™ Radial			\$10.00
	8897644	380/80R42 150B R1W GY DT800™ Radial CVT only			\$1,580.00
	8801844	420/85R34 147A8/B R1W GY Super Traction™ Radial			\$231.00
	8897744	420/85R38 149B R1W GY DT806™ Radial CVT only			\$1,384.00
	8855604	480/70R30 152A8/B R1W GY DT810™ Radial			(\$489.00)
	8854504	480/70R34 146A8/B R1W GY DT810™ Radial			\$188.00
	8893541	540/65R34 145A8/B R1W GY DT818™ Radial			\$855.00
	8860604	600/65R28 147A8/B R1W GY DT824 OPTITRAC™ Radial			\$135.00
	8882541	600/70R30 152A8/B R1W GY DT820™ Radial			\$1,061.00
	8870844	620/75R30 163D R+ R1W GY Optitrac™ R+ Radial CVT Only			\$5,477.00
Goodyear Tires R2 Tread					
	8263504	16.9R30 3 Star R2 GY Special Sure Grip™ TD8 Radial			\$699.00
	8879344	480/85R30 147A8 R2 GY Special Sure Grip™ TD8 Radial			\$172.00
Michelin Tires R1W Tread					
	8876434	380/85R34 137A8/B R1W MI Agribib® Radial			(\$801.00)
	8872434	380/80R38 142A8/B R1W MI Agribib® Radial			(\$91.00)
	8801834	420/85R34 R1W 142B MI Agribib® Radial			\$259.00
	8802034	VF420/85R34 R1W MI YieldBib®			\$408.00

**MAGNUM 280
US PRICE LIST**

(Ex Works Racine, WI)

	8878434	420/90R30 147A8/B R1W MI Agribib® Radial			(\$861.00)
	8854534	480/70R34 143D R1W MI Omnibib™ Radial			\$349.00
	8893531	540/65R34 145D R1W MI Multibib™ Radial			\$632.00
	8860531	600/65R28 147A8/B R1W MI XM28™ Radial			\$2,530.00
	8830801	600/70R30 159D R1W MI Axiobib® Radial			\$3,570.00
	8882531	600/70R30 152A8/B R1W MI MachXbib® Radial			\$1,308.00
	8870934	IF620/75R30 163D R1W MI Axiobib CVT only			\$5,658.00
Mitas Tires R1W Tread					
	8876484	380/85R34 146A8/B R1W CO MT ContiContract AC 85			(\$1,388.00)
	8872484	380/80R38 142A8/B R1W CO MT ContiContract AC 85			(\$420.00)
	8801884	420/85R34 147A8/B R1W CO MT ContiContract AC 85			(\$352.00)
	8854584	480/70R34 143D/146A8 R1W CO MT HC 70			(\$400.00)
	8860584	600/65R28 147D/150A8 R1W COMT ContiContract AC 65			\$131.00
	8882584	600/70R30 152D/155A8 R1W CO MT CVT only			\$431.00
	8886584	750/55R30 R1W 162D MT SVT			\$2,215.00
Titan Tires R1 Tread					
	8876464	380/85R34 137A8/B R1 TI Hi Traction Lug Radial			(\$840.00)
Titan Tires R1W Tread					
	8872404	380/80R38 142A8/B R1W TI AG49M Radial			\$10.00
	8801864	420/85R34 147A8/B R1W TI AG49M Radial			\$231.00
Trelleborg Tires R1W Tread					
	8801824	420/85R34 142A8/139B R1W TR TM600			\$231.00
	8854514	480/70R34 R1W TR TM700			\$231.00
	8886624	710/60R30 R1W 162D T TM900 High Power			\$3,028.00

**MAGNUM 280
US PRICE LIST**

(Ex Works Racine, WI)

DUALS

SD T4942 DUAL TIRES

	XT4942X	No duals Assumes singles are ordered Cannot be ordered with No Front Singles (XT4940X) FRONT DUAL WHEELS INCLUDE 16 IN. SPACER Match Tires to Intended Application - refer to applicable tire manufacturer's handbook for load carrying capacities and additional application information. Tire Brand Preference or No Tire Brand Preference option MUST BE SELECTED FROM OTHER EQUIPMENT SECTION.			No Charge
Goodyear Tires R1 Tread					
	8258407	380/85R30 135A8/B R1 GY UltraTorque™ Radial			\$3,868.00
	8876407	380/85R34 137A8/B R1 GY UltraTorque™ Radial			\$5,345.00
	8277407	420/90R30 142A8/B R1 GY UltraTorque™ Radial			\$4,192.00
Firestone Tires R1 Tread					
	8876457	380/85R34 137A8/B R1 FI Radial All Traction FWD™			\$5,225.00
	8277457	420/90R30 142A8/B R1 FI Radial All Traction FWD™			\$4,316.00
Firestone Tires R1W Tread					
	8887657	320/85R38 143A8/B R1W FI Radial 9000™			\$6,666.00
	8876557	380/85R34 137A8/B R1W FI Radial All Traction DT™			\$5,603.00
	8872457	380/80R38 142A8/B R1W FI Radial All Traction DT™			\$6,939.00
	8801857	420/85R34 147A8/B R1W FI Radial All Traction DT™			\$7,254.00
	8277557	420/90R30 145A8/B R1W FI Radial All Traction DT™			\$4,328.00
	8897857	IF420/85R38 153B R1W FI Radial All Traction DT™ CVT Only			\$11,534.00
	8855557	480/70R30 152A8/B R1W FI Radial All Traction DT™			\$5,430.00
	8854557	480/70R34 155A8/B R1W FI Radial 9000™			\$7,359.00
Goodyear Tires R1W Tread					
	8887607	320/85R38 143A8/B R1W GY DT800™ Radial			\$6,747.00

**MAGNUM 280
US PRICE LIST**

(Ex Works Racine, WI)

	8898447	320/80R42 141A8/B R1W GY DT800™ Radial			\$9,072.00
	8897647	380/80R42 150B R1W GY DT800™ Radial CVT Only			\$11,272.00
	8876547	380/85R34 137A8/B R1W GY DT800™ Radial			\$5,291.00
	8872447	380/80R38 142A8/B R1W GY DT800™ Radial			\$7,594.00
	8801847	420/85R34 147A8/B R1W GY Super Traction™ Radial			\$7,959.00
	8897747	420/85R38 149B R1W GY Optitrac DT806™ Radial CVT Only			\$10,998.00
	8277507	16.9R30 144A8/B R1W GY Super Traction™ Radial			\$4,619.00
	8855507	480/70R30 152A8/B R1W GY DT810™ Radial			\$6,522.00
	8854507	480/70R34 146A8/B R1W GY DT810™ Radial			\$7,921.00
	8893447	540/65R34 145A8/B R1W GY DT818™ Radial			\$8,474.00
Goodyear Tires R2 Tread					
	8277647	16.9R30 3 Star R2 GY Special Sure Grip™ TD8 Radial			\$8,365.00
	8880344	480/85R30 147A8 R2 GY Special Sure Grip™ TD8 Radial			\$7,120.00
Michelin Tires R1W Tread					
	8876437	380/85R34 137A8/B R1W MI Agribib® Radial			\$5,491.00
	8872437	380/80R38 142A8/B R1W MI Agribib® Radial			\$6,607.00
	8878537	420/90R30 147A8/B R1W MI Agribib® Radial			\$3,847.00
	8801837	D420/85R34 R1W 142B MI Agribib® Radial			\$7,390.00
	8802037	VF420/85R34 R1W MI YieldBib®			\$9,433.00
	8854537	480/70R34 143D R1W MI Omnibib™ Radial			\$7,480.00
	8893437	540/65R34 145D R1W MI Multibib™ Radial			\$8,221.00
Mitas Tires R1W Tread					
	8897487	380/85R34 146A8/B R1W CO MT ContiContract AC 85			\$4,587.00
	8872487	380/80R38 142A8/B R1W CO MT ContiContract AC 85			\$6,288.00

**MAGNUM 280
US PRICE LIST**

(Ex Works Racine, WI)

	8801887	420/85R34 147A8/B R1W CO MT ContiContract AC 85			\$6,813.00
	8854587	480/70R34 143D/146A8 R1W CO MT ContiContract AC 70T			\$6,624.00
Titan Tires R1 Tread					
	8876467	380/85R34 137A8/B R1 TI Hi Traction Lug Radial			\$5,439.00
Titan Tires R1W Tread					
	8872407	380/80R38 142A8/B R1W TI AG49M Radial			\$7,594.00
	8801867	420/85R34 147A8/B R1W TI AG49M Radial			\$7,695.00
Trelleborg Tires R1W Tread					
	8801827	420/85R34 142A8/139B R1W TR TM600			\$7,341.00
	8854527	480/70R34 143A8/B R1W TR TM700			\$7,921.00

REAR AXLE

SD T4810 REAR AXLE

	420218	Rear axle 4 in. dia. x 120 in.			No Charge
	420219	Rear axle 4.5in. dia. x120 in.			\$1,193.00

REAR WHEELS AND TIRES

SINGLES

SD T4950 REAR WHEELS AND TIRES

	XT4950X	No singles ordered Assumes duals are ordered Cannot be ordered with No Rear Duals (XT4952X) Match Tires to Intended Application - refer to applicable tire manufacturer's handbook for load carrying capacities and additional application information. Tire Brand Preference or No Tire Brand Preference option MUST BE SELECTED FROM OTHER EQUIPMENT SECTION.			No Charge
Firestone Tires R1 Tread					
	8366454	480/80R46 158A8/B R1 FI Radial All Traction™ 23° Must be used with customer supplied duals.			(\$11,601.00)
Firestone Tires R1W Tread					
	8991404	480/80R46 158A8/B R1W FI Radial Deep Tread 23° Must be used with customer supplied duals.			(\$11,491.00)

**MAGNUM 280
US PRICE LIST**

(Ex Works Racine, WI)

8916454	480/80R50 159A8/B R1W FI Radial Deep Tread 23°				(\$9,164.00)
8968554	520/85R46 158A8/B R1W FI Radial Deep Tread 23°				(\$9,803.00)
8965554	620/70R42 160A8/B R1W FI Radial All Traction DT™				(\$8,673.00)
8992554	710/70R38 166A8/B R1W FI Radial All Traction DT™				(\$8,444.00)
8994554	710/70R42 168A8/B R1W FI Radial All Traction DT™				(\$7,918.00)
Goodyear Tires R1W Tread					
8991444	480/80R46 158A8/B R1W GY Super Traction™ Radial Must be used with customer supplied duals.				(\$11,043.00)
8916444	480/80R50 159A8/B R1W GY Super Traction™ Radial				(\$11,457.00)
8968504	520/85R46 158A8/B R1W GY Super Traction™ Radial				(\$10,186.00)
8965504	620/70R42 160A8/B R1W GY DT820™ Radial				(\$9,159.00)
8992504	710/70R38 166A8/B R1W GY DT824™ Radial				(\$8,234.00)
8994504	710/70R42 173A8/B R1W GY DT824 OPTITRAC™ Radial				(\$8,024.00)
8973544	710/75R42 175D R1W GY Optitrac R+ Radial™ CVT Only				(\$3,256.00)
8918444	800/70R38 173A8/B R1W GY DT820™ Radial				(\$7,896.00)
Michelin Tires R1W Tread					
8991434	480/80R46 158A8/B R1W MI Agribib® Radial				(\$10,328.00)
8916434	480/80R50 159A8/B R1W MI Agribib® Radial				(\$10,612.00)
8968534	520/85R46 158A8/B R1W MI Agribib® Radial				(\$8,668.00)
8902434	620/70R46 162A8/B R1W MI XM28™ Radial				(\$5,122.00)
8994534	710/70R42 173A8/B R1W MI MachXbib® Radial				(\$6,068.00)
8973634	IF710/75R42 176D R1W MI AxioBib® Radial CVT Only				\$1,546.00
8918434	800/70R38 173A8/B R1W MI MachXbib® Radial				(\$5,175.00)
8934634	IF900/60R42 180D R1W MI AxioBib® Radial CVT Only				\$2,488.00

**MAGNUM 280
US PRICE LIST**

(Ex Works Racine, WI)

Mitas Tires R1W Tread					
	8977584	650/85R38 173D/176A8 R1W CO MT SVT			(\$7,940.00)
	8992484	710/70R38 166D/169A8 R1W CO MT SVT			(\$9,220.00)
	8992684	710/70R42 173D/176A8 R1W CO MT SVT			(\$8,484.00)
	8936584	900/60R38 R1W 172D MT SVT			\$492.00
Trelleborg Tires R1W Tread					
	8936624	900/60R38 R1W 178D T TM900 High Power			\$1,185.00

DUALS

SD_T4952 REAR DUAL WH AND TIRES

	XT4952X	No rear duals Assumes singles are ordered Cannot be ordered with No Rear Singles (XT4950X) REAR DUALS INCLUDE DUAL HUBS AND WIDE MARKER LIGHTS Match Tires to Intended Application - refer to applicable tire manufacturer's handbook for load carrying capacities and additional application information. Tire Brand Preference or No Tire Brand Preference option MUST BE SELECTED FROM OTHER EQUIPMENT SECTION.			No Charge
--	---------	--	--	--	-----------

Firestone Tires R1 Tread					
	8466454	480/80R46 158A8/B R1 FI Radial All Traction™ 23°			(\$5,542.00)
	8489454	520/85R42 157A8/B R1 FI Radial All Traction™ 23°			(\$4,506.00)
Firestone Tires R1W Tread					
	8461654	320/90R54 149A8/B R1W FI Radial All Traction DT™ adj. steel wheels			(\$2,583.00)
	8491554	380/90R50 151A8/B R1W FI Radial 9000™ adj. steel wheels			(\$2,150.00)
	8496554	380/90R54 152A8/B R1W FI Radial 9000™			(\$504.00)
	8491454	480/80R46 158A8/B R1W FI Radial Deep Tread 23°			(\$4,602.00)
	8416454	480/80R50 159A8/B R1W FI Radial Deep Tread 23°			No Charge

**MAGNUM 280
US PRICE LIST**

(Ex Works Racine, WI)

	8401954	IF480/95R50 165B R1W FI Radial Deep Tread 23° For CVT Transmission only Minimum tread setting: Magnum 380 – 60” Magnum 250-340 – 68” Cannot achieve 30" row spacing on Magnum 250, 280, 310 or 340			\$11,186.00
	8489354	520/85R42 157A8/B R1W FI Radial Deep Tread 23°			(\$3,991.00)
	8468554	520/85R46 158A8/B R1W FI Radial Deep Tread 23°			(\$1,628.00)
	8465654	620/70R42 160A8/B R1W FI Radial All Traction DT™			\$1,816.00
	8492554	710/70R38 166A8/B R1W FI Radial All Traction DT™ Requires 13" or 15" spacer for 4 7/4.5" axle 380 Only - Requires 15" spacer Order from Other Equipment section			\$2,791.00
	8494554	710/70R42 168A8/B R1W FI Radial All Traction DT™ Requires 13" or 15" spacer for 4 7/4.5" axle 380 Only - Requires 15" spacer Order from Other Equipment section			\$4,774.00
Goodyear Tires R1 Tread					
	8441404	420/80R46 151A8/B R1 GY UltraTorque™ Radial			(\$4,931.00)
	8462540	480/80R46 158A8/B R1 GY UltraTorque™ Radial			(\$5,002.00)
	8466444	480/80R46 158A8/B R1 GY Dyna Torque Radial			(\$4,387.00)
	8489404	520/85R42 157A8/B R1 GY UltraTorque™ Radial			(\$4,972.00)
Goodyear Tires R1W Tread					
	8461604	320/90R54 149A8/B R1W GY DT800™ Radial adj. steel wheel			(\$2,825.00)
	8491544	380/90R50 151A8/B R1W GY DT800™ Radial adj. steel wheels			(\$1,891.00)
	8496544	380/90R54 152A8/B R1W GY DT800™ Radial			(\$244.00)
	8491444	480/80R46 158A8/B R1W GY Super Traction™ Radial			(\$3,457.00)
	8416444	480/80R50 159A8/B R1W GY Super Traction™ Radial			(\$863.00)

**MAGNUM 280
US PRICE LIST**

(Ex Works Racine, WI)

8401844	480/95R50 164B R1W GY DT800™ Radial For CVT Transmission only Minimum tread setting: Magnum 380 – 60” Magnum 250-340 – 68” Cannot achieve 30” row spacing on Magnum 250, 280, 310 or 340			\$1,192.00
8489304	520/85R42 157A8/B R1W GY Super Traction™ Radial			(\$3,935.00)
8468504	520/85R46 158A8/B R1W GY Super Traction™ Radial			(\$1,803.00)
8465604	620/70R42 160A8/B R1W GY DT820™ Radial			\$1,433.00
8492504	710/70R38 166A8/B R1W GY DT824™ Radial Requires 13” or 15” spacer for 4”/4.5” axle 380 only - Requires 15” spacer Order from Other Equipment section			\$3,479.00
8494504	710/70R42 173A8/B R1W GY DT824 OPTITRAC™ Radial Requires 13” or 15” spacer for 4”/4.5” axle 380 only - Requires 15” spacer Order from Other Equipment section			\$5,560.00
8492144	710/75R42 175D R1W GY Optitrac R+™ Radial For CVT transmission only Requires 13” or 15” spacer for 4”/4.5” axle 380 Only - Requires 15” spacer Order from Other Equipment section			\$18,188.00
8418444	800/70R38 173A8/B R1W GY DT820™ Radial Requires 15” spacer for 4”/4.5” axle 380 Only - Requires 13” and 5” spacer Order 13” from Other Equipment section and 5” as attachment			\$7,573.00
Goodyear Tires R2 Tread				
8466544	18.4R46 3 Star R2 GY Special Sure Grip™ TD8 Radial			(\$2,772.00)
8489444	520/85R42 157A8/B R2 GY Special Sure Grip™ TD8 Radial			(\$2,591.00)
8596544	520/85R46 158A8 R2 GY Special Sure Grip™ TD8 Radial Requires wide fenders.			(\$1,393.00)
Michelin Tires R1W Tread				
8491434	480/80R46 158A8/B R1W MI Agribib® Radial			(\$2,653.00)
8416434	480/80R50 159A8/B R1W MI Agribib® Radial			\$105.00

**MAGNUM 280
US PRICE LIST**

(Ex Works Racine, WI)

	8416534	VF480/80R50 R1W MI YieldBib®			\$8,594.00
	8467434	520/85R42 157A8/B R1W MI Agribib® Radial			(\$2,259.00)
	8468534	520/85R46 155A8/B R1W MI Agribib® Radial			\$1,395.00
	8401734	620/70R46 162A8/B R1W MI XM28™ Radial			\$7,784.00
	8494534	710/70R42 173A8/B R1W MI MachXbib® Radial Requires 13" or 15" spacer for 4"4.5" axle 380 Only - Requires 15" spacer Order from Other Equipment section			\$8,545.00
	8492214	IF710/75R42 176D R1W MI Axiobib® Radial Requires 13" or 15" spacer for 4"4.5" axle 380 Only - Requires 15" spacer Order from Other Equipment section			\$23,542.00
	8418434	800/70R38 173A8/B R1W MI MachXbib® Radial Requires 15" spacer for 4"4.5" axle 380 Only - Requires 13" and 5" spacer Order 13" from Other Equipment section and 5" as attachment			\$9,746.00
Mitas Tires R1W Tread					
	8491484	480/80R46 158A8/B R1W CO MT ContiContract AC 85			(\$5,017.00)
	8416484	480/80R50 159A8/B R1W CO MT ContiContract AC 85			(\$1,731.00)
	8468584	520/85R46 158A8/155B R1W CO MT ContiContract AC 85			(\$2,265.00)
	8477584	650/85R38 173D/176A8 R1W CO MT SVT Requires 13" or 15" spacer for 4"4.5" axle			\$6,212.00
	8492484	710/70R38 166D/169A8 R1W CO MT SVT Requires 13" or 15" spacer for 4"4.5" axle 380 Only - Requires 15" spacer Order from Other Equipment section			\$1,630.00
	8494584	710/70R42 173D/176A8 R1W CO MT SVT Requires 13" or 15" spacer for 4"4.5" axle 380 Only - Requires 15" spacer Order from Other Equipment section			\$3,513.00
Titan Tires R1 Tread					
	8498464	480/80R46 158A8/B R1 TI Hi Traction Lug Radial			(\$5,421.00)

**MAGNUM 280
US PRICE LIST**

(Ex Works Racine, WI)

Titan Tires R1W Tread					
	8416404	480/80R50 159A8/B R1W TI AG49M Radial			(\$863.00)
	8468564	520/85R46 158A8/B R1W TI AG49M Radial			(\$2,013.00)
Trelleborg Tires R1W Tread					
	8416424	480/80R50 159D R1W TR TM600			\$5,040.00

FENDERS

FRONT FENDERS

SD_T8740 FRONT FENDERS

	XT8740X	Standard less front fenders			No Charge
	420235	MFD front narrow fenders Required with 480 and narrower tires			\$1,428.00
	420233	MFD wide front fenders Required with 540 and wider tires			\$1,680.00
	429361	MFD Extra Wide Fnders Required for 750 and wider tires			\$2,003.00

REAR FENDERS

SD_T8700 FENDERS

	420050	Standard 86.6 in./2200 mm Includes rear hitch controls			No Charge
	420362	Wide 100.4 in./2550 mm Includes Auto PTO function and fender-mounted hitch and PTO controls with hitch option			\$1,101.00
	420053	Extra Wide 108.3 in./2750 mm Includes Auto PTO function and fender-mounted hitch and PTO controls with hitch option			\$1,774.00

OTHER EQUIPMENT

SD_T8512 TIRE BRAND CHOICE

	420990	No tire brand preference A tire from existing tire inventory will be installed. This could include the selection you made in front/rear, Single/Dual sections, or the same tire size in Firestone, Goodyear, Titan, Michelin, or Continental/Mitas. Actual tire installed will be invoiced. Availability of brands vary by size.			No Charge
--	--------	--	--	--	-----------

**MAGNUM 280
US PRICE LIST**

(Ex Works Racine, WI)

		429995	Tire brand preference Tire brands are subject to availability. If the Tire Brand Preference code is ordered, the plant will install the brand selected.		\$1,721.00
--	--	--------	---	--	------------

FRONT BALLAST

SD T2150 FRONT BALLAST

		XT2150X	Standard less front ballast DO NOT EXCEED TIRE OR AXLE CAPACITY		No Charge
		420346	Front weight frame only 520 lbs./236 kg		\$716.00
		429360	FWF and 6 Front Weights front weight frame and 6 front weights		\$1,421.00
		420349	FWF and 10 front weights front weight frame and 10 front weights Not available with Class 4.5 front Axle		\$1,892.00
		420395	FWF and 18 front weights Large front weight frame and 18 front weights, 2640 lb/1200 kg Not available with Class 4.5 front Axle		\$2,847.00
		429196	FWF and 18x120 front wts Large front weight frame and 18-120 lb/54 kg front weights. Only available with Class 5 front Axles		\$3,370.00

REAR BALLAST

SD T4961 REAR BALLAST

		XT4961X	Standard less rear ballast DO NOT EXCEED TIRE OR AXLE CAPACITY		No Charge
		429287	Rear wheel weights -1000 lb inner 2 x 500 lb.		\$1,057.00
		420256	Rear wheel weights - 2000 lb. inner 2 x 1000 lb.		\$2,116.00
		420258	Rear wheel weights - 3000 lb. Duals - inner 2 x 1000 lb. + outer 2 x 500 lb. Singles - 2 x 1000 lb. + 2 x 500 lb.		\$3,172.00
		429289	Rear wheel weights - 4000 lb. with duals only inner 2 x 1000 lb. + outer 2 x 1000 lb.		\$4,230.00
		429288	Rear wheel weights - 5000 lb. with duals only inner 2 x 500 lb. + inner 2 x 1000 lb. + outer 2 x 1000 lb.		\$5,289.00
		429363	Rear wheel weights -5500 lb Rear Wheel Weight - 5500 lbs/2500 kg (2qty x1000lb + 2qty x1750lb) For use on Singles Rear only		\$5,936.00

**MAGNUM 280
US PRICE LIST**

(Ex Works Racine, WI)

		429291	Rear wheel weights - 6000 lb. with duals only inner 2 x 500 lb. + inner 2 x 1000 lb.+ outer 2 x 500 lb. + outer 2 x 1000 lb.			\$6,346.00
--	--	--------	--	--	--	------------

ADDITIONAL EQUIPMENT

SD T5901 WHEEL SPACERS

		XT5901X	Std less rear wheel spacers			No Charge
		420801	Rear wheel spacers-5 in. each dual spacers			\$948.00
		420802	Rear wheel spacers-10 in. each dual spacers			\$1,250.00
		420803	Rear wheel spacers-13 in. each dual spacers			\$1,273.00
		420876	Rear wheel spacers-15 in. each dual spacers			\$2,011.00

OPERATOR'S MANUAL

SD T9840 COUNTRY CONFIGURATION

		420701	North American English			No Charge
		420702	French Canadian			No Charge
		429351	North American Spanish			No Charge

**MAGNUM 280
US PRICE LIST**

(Ex Works Racine, WI)

Factory Supplied Attachments

Order Code	Description	Weight	List Price
------------	-------------	--------	------------

Front and Rear Weights

719667036	Frnt Weight Bracket Front Weight Bracket ONLY Large (18 Segment Capacity) For 18 120lb Weights	520 LB	\$716.00
719671016	Front weight, 1800 lb/816 kg 18qty - MX Magnum Style Weights with Hardware	1,840 LB	\$2,402.00
719671026	Front Hvy Wgt 18x120lb = 2160lb/980kg Front 18qty x 120 lb. segments - with hardware Total 2,160lb / 980kg Does not include front weight bracket Requires 719667036 - Front Weight Bracket	2,160 LB	\$2,973.00
719672006	Rear wheels weights Rear Wheel Weights, 1 pair (200 lb./91 kg.) Must be ordered from the Racine Plant	440 LB	\$576.00
719673006	Rear wheels weights Rear Wheel Weights, 1 pair (500 lb./227 kg.) Must be ordered from the Racine Plant	1,025 LB	\$1,025.00
719674006	Rear wheel weights Rear Wheel Weights, 1 pair (1,000 lb./453 kg.) Must be ordered from the Racine Plant	2,090 LB	\$2,002.00

Front Single Wheels W/ Tires

318536A1FS	600/65R28 R1W 147A8 FI Firestone Radial All Traction DT	135 LB	\$5,630.00
318536A1GY	600/65R28 147A8 - R1W Goodyear DT820 Radial	1,000 LB	\$7,886.00
318536A1MI	600/65R28 R1W 147A8 TL Michelin XM28 Radial	135 LB	\$6,050.00
86993605	600/70R30 R1W 152A8 TL GY Goodyear DT820 Radial	1,200 LB	\$6,421.00
86993606	600/70R30 R1W 153A8 TL MI Michelin MachXbib Radial	135 LB	\$6,441.00

Front Dual Wheels W/ Tires

318578A1FS	320/85R38 143A8/B - R1W Firestone Radial 9000™ Does not include wheel spacers.	790 LB	\$8,591.00
318578A1GY	320/85R38 143A8/B - R1W Goodyear DT800™ Radial Does not include wheel spacers.	790 LB	\$8,526.00
399021A1GY	320/80R42 R1W 141A8 TL GY Goodyear DT800 Radial Does not include wheel spacers.	1,420 LB	\$10,738.00
47451260	VF 420/85R34 R1W 154B (Michelin YieldBi Michelin Yieldbib™ Does not include wheel spacers.	1,000 LB	\$7,189.00

**MAGNUM 280
US PRICE LIST**

(Ex Works Racine, WI)

	318574A1FS	380/85R34 137A8/B - R1 Firestone Radial All Traction FWD™ Does not include wheel spacers.	935 LB		\$4,809.00
	318574A1GY	380/85R34 137A8/B - R1 Goodyear UltraTorque™ Radial Does not include wheel spacers.	860 LB		\$5,318.00
	84593148	420/85R34 R1W 142B Michelin Agribib Michelin Agribib Does not include wheel spacers.	858 LB		\$6,176.00
	398788A1GY	380/85R34 137A8/B - R1W Goodyear DT800™ Radial Does not include wheel spacers	780 LB		\$5,204.00
	370431A1MI	380/85R34 137A8/B - R1W Michelin AGRIBIB® Radial Does not include wheel spacers.	12 LB		\$7,249.00
	47357261	380/80R38 R1W 142B Firestone Radial All Firestone Radial All Traction DT Does not include wheel spacers.	1,000 LB		\$6,739.00
	349226A1GY	380/80R38 142A8/B - R1W Goodyear DT800™ Radial Does not include wheel spacers.	960 LB		\$6,585.00
	47357581	380/80R38 R1W 142B Michelin Agribib Michelin Agribib Does not include wheel spacers	875 LB		\$6,057.00
	47357602	380/80R38 R1W 142B Titan AG49M Radial Titan AG49M Radial Does not include wheel spacers.	924 LB		\$6,878.00
	47357616	380/80R38 R1W 142B Mitas AC85 Mitas AC85 Does not include wheel spacers	888 LB		\$6,411.00
	318569A1GY	16.9R30 144A8/B - R1W Goodyear Super Traction™ Radial Does not include wheel spacers.	800 LB		\$4,831.00
	318571A1GY	16.9R30 3 Star - R2 Goodyear Special Sure Grip TD8™ Radial Does not include wheel spacers.	940 LB		\$6,462.00
	318538A1FS	420/90R30 142A8/B - R1 Firestone Radial All Traction FWD™ Does not include wheel spacers.	740 LB		\$4,428.00
	318538A1GY	420/90R30 142A8/B - R1 Goodyear UltraTorque™ Radial Does Not include wheel spacers.	740 LB		\$5,009.00
	318569A1FS	420/90R30 145A8/B - R1W Firestone Radial All Traction DT™ Does not include wheel hubs or spacers.	800 LB		\$4,724.00
	318569A1MI	420/90R30 147A8/B - R1W Michelin AGRIBIB® Radial Does not include wheel spacers.	800 LB		\$5,314.00
	47364080	480/70R34 R1W 146B Titan AG49M Radial Titan AG49M Radial Does Not include wheel spacers.	970 LB		\$7,088.00
	47363659	480/70R34 R1W 143D Mitas HC70 Mitas HC70 Does not include wheel spacers	980 LB		\$6,226.00

**MAGNUM 280
US PRICE LIST**

(Ex Works Racine, WI)

47357930	420/85R34 R1W 147B Firestone Radial All Firestone Radial All Traction DT Does not include wheel spacers	1,000 LB		\$6,898.00
47357919	420/85R34 R1W 147B Goodyear Super Tracti Goodyear Super Traction Radial Does not include wheel spacers	1,000 LB		\$7,466.00
47358297	420/85R34 R1W 147B Titan AG49M Radial Titan AG49M Radial Does not include wheel spacers	858 LB		\$7,126.00
318572A1FS	480/70R30 152A8/B - R1W Firestone Radial All Traction DT™ Does not include wheel spacers.	960 LB		\$5,821.00
47358369	420/85R34 R1W 147B Mitas AC85 Mitas AC85 Does not include wheel hubs or spacers.	858 LB		\$6,485.00
318572A1GY	480/70R30 152A8/B - R1W Goodyear DT810™ Radial Does not include wheel spacers	990 LB		\$5,827.00
318576A1FS	480/70R34 155A8/B - R1W Firestone Radial 9000™ Does not include wheel spacers.	990 LB		\$6,246.00
318576A1GY	480/70R34 146A8/B - R1W Goodyear DT810™ Radial Does not include wheel spacers.	990 LB		\$6,526.00
318576A1MI	480/70R34 143D -R1W Michelin Omnibib™ Radial Does not include wheel spacers.	990 LB		\$6,921.00
86993608	480/85R30 147A8 - R2 Goodyear Special Sure Grip™ TD8 Radial. Does not include wheel spacers.	900 LB		\$7,956.00
356487A1GY	540/65R34 145A8/B - R1W Goodyear DT820™ Radial Does not include wheel spacers.	250 LB		\$8,357.00
86993607	540/65R34 145D - R1W Michelin Multibib™ Radial Does not include wheel spacers.	1,030 LB		\$8,644.00

3PT, Drawbar, PTO & FHPTO Kit

719664026	Attachment, Front Hitch Only - CaseIH	825 LB		\$7,456.00
84409148	Front Hitch Trans Tubing Kit Front Hitch Transmission Tubing Kit Required for tractors that are not factory ordered as Front Hitch Ready to be able to install Front Hitch	150 LB		\$713.00
84409151	Front PTO Cmplting Kit - CIHEUR European Style CCW rotation Tractor must be Front PTO ready with Front hitch installed. New code: 47539236 will replace current code.	385 LB		\$11,015.00
84409150	Front PTO Cmplting Kit - CIHROW North America CW rotation Tractor must be Front PTO ready with Front hitch installed. New code: 47539225 will replace current code.	385 LB		\$11,015.00

**MAGNUM 280
US PRICE LIST**

(Ex Works Racine, WI)

84402088	KIT, Hyd Front Axle Saddle Susp Completn Hydraulic Front Axle Saddle Suspension Completion kit for Front Hitch	135 LB	\$816.00
710829046	Kit, Hitch Rdy Compltn Cat3 Magnum 250 - 310	1,800 LB	\$8,830.00
710829056	Kit, Hitch Rdy Compltn Cat4 Magnum 280 - 380	2,000 LB	\$9,470.00
84315861	KIT,Hydraulic TopLink-Ball Cat 3/4 Cat 3, use on Cat3 & Cat4 hitches w/out quick coupler Includes new main valve assembly and Hyd top link / lift link dedicated valve	185 LB	\$2,949.00
84315904	KIT, Hydraulic Lift Link Includes new main valve assembly and Hyd top link / lift link dedicated valve	265 LB	\$3,734.00

Rear Dual and Triple w/ Tires

398451A1GY	380/90R54 152A8/B - R1W Goodyear DT800™ Radial Does not include wheel hubs or spacers.	1,730 LB	\$12,848.00
349225A1GY	480/80R50 159A8/B - R1W Goodyear Super Traction™ Radial Does not include wheel hubs or spacers.	1,870 LB	\$10,917.00
87423470	480/80R50 R1W 159B MI Michelin Agribib Does not include wheel hubs or spacers.	1,350 LB	\$12,356.00
84606030	480/80R50 R1W 159B TI Titan AG49M Radial Does not include wheel hubs or spacers.	1,790 LB	\$11,689.00
84603822	480/80R50 R1W 159B MT Mitas AC85 Does not include wheel hubs or spacers.	1,698 LB	\$10,185.00
302496A1FS	520/85R46 158A8/B - R1W Firestone Radial Deep Tread 23° Does not include wheel hubs or spacers.	1,850 LB	\$9,403.00
302496A1GY	520/85R46 158A8/B - R1W Goodyear Super Traction™ Radial Does not include wheel hubs or spacers.	1,860 LB	\$9,315.00
302496A1MI	520/85R46 158A8/B - R1W Michelin AGRIBIB® Radial Does not include wheel hubs or spacers. Michelin Agribib® tires are not warranted if used for pulling acrapers for ground leveling.	1,860 LB	\$12,492.00
86993008	520/85R46 158A8/B - R2 GY Goodyear Special Sure Grip™ TD8 Radial Does not include wheel hubs or spacers.	1,850 LB	\$11,194.00
258070A1FS	710/70R42 168A8/B - R1W FS Firestone Radial All Traction DT™ Does not include wheel hubs or spacers.	2,500 LB	\$17,707.00
258070A1GY	710/70R42 173A8/B - R1W GY Goodyear DT824 OPTITRAC™ Radial Does not include wheel hubs or spacers.	2,500 LB	\$18,034.00
86993003	710/70R42 173A8/B - R1W MI Michelin XM28™ Radial Does not include wheel hubs or spacers.	2,500 LB	\$21,023.00

**MAGNUM 280
US PRICE LIST**

(Ex Works Racine, WI)

	86993006	800/70R38 173A8/B - R1W Goodyear DT820™ Radial Does not include wheel hubs or spacers.	2,750 LB		\$17,650.00
	84603825	480/80R50 R1W 159B FS Firestone Radial Deep Tread 23° Does not include wheel hubs or spacers.	1,962 LB		\$12,562.00

Hydraulic

	84398850	KIT, 6 Paddle EHRS Control Case IH - to control 6 EHRS if joystick is not desired	3 LB		\$405.00
	719648026	Attachment, Hyd 5th Remote Case IH - joystick available, but not mandatory 719247006 - Kit Case IH Joystick (If replacing 6 paddle control, also order 84202317 - 3 paddle control for use w/ joystick)	35 LB		\$1,634.00
	719204006	Attachment, Hyd 6th Remote Case IH - must add Joystick Kit or 6-Paddle Control Kit if joystick not already installed 719247006 - Kit, Case IH Joystick (If replacing 6 paddle control, also order 84202317 - 3 paddle control for use w/ joystick) 84398850 - Kit, 6 paddle EHR Control (to control 6 EHRS if joystick is not desired)	35 LB		\$1,634.00
	719649026	Hyd Motor Return w/Case Drain	17 LB		\$581.00
	719650036	Hyd Pwr Beyond/Motor Return Valve Hydraulic Power Beyond / Motor Return Valve	26 LB		\$1,824.00
	719653086	Hyd Trailer Brake	220 LB		\$2,026.00
	47436839	Kit, Hydraulic Trailer Brake CVT trans CVT Only	225 LB		\$2,026.00
	47436948	Kit, Pneumatic trailer brake 4"/4.5" rea	295 LB		\$7,472.00
	47436959	Kit, Pneumatic trailer brake 5" rear axl	295 LB		\$7,472.00
	84401628	Mega/Twin Flow Kit w/ Hyd Pump & Lines Mega / Twin Flow Kit Including Hydraulic Pump and Lines	135 LB		\$3,747.00
	47436826	Kit, Mega/Twin Flow Hyd Pump for CVT tra Includes only the Mega/Twin flow pump and lines. Replacement standard pump not needed for CVT.	175 LB		\$1,536.00

Wheel Accessories

	719680006	5 in./127 mm rear dual spacer kit 5 Inch (127MM) Rear Dual Spacer Kit for 10 Bolt Hubs	265 LB		\$870.00
	719681006	10 in./254 mm rear dual spacer kit 10 Inch (254MM) Rear Dual Spacer Kit for 10 Bolt Hubs	330 LB		\$1,148.00
	719682006	13 in./330 mm rear dual spacer kit 13 Inch (330MM) Rear Dual Spacer Kit for 10 Bolt Hubs	190 LB		\$1,170.00
	719677006	10 bolt dual wheel hub 4" axle 10 Bolt Dual Wheel Hub for (4 Inch/102 MM) Axle Mounting	400 LB		\$1,589.00
	719678006	10 bolt dual wheel hub 4.5" axle 10 Bolt Dual Wheel Hub for (4 1/2 Inch/115 MM) Axle Mounting	365 LB		\$1,634.00
	719683006	15 in./380 mm rear dual spacer kit 15 Inch (380MM) Rear Dual Spacer Kit for 10 Bolt Hubs	405 LB		\$1,846.00

**MAGNUM 280
US PRICE LIST**

(Ex Works Racine, WI)

Cab

	84555953	KIT, RH Window Bar Display Includes Right Hand side Window bar Display Harness and Mount	4 LB		\$118.00
--	----------	---	------	--	----------

Front Wheel Accessories

	719684016	12 in./305 mm front dual MFD spacer kit 12 Inch (305MM) Front Dual MFD Spacer Kit - CIH	230 LB		\$977.00
	719685016	16 in./406 mm front dual MFD spacer kit 16 Inch (406MM) Front Dual MFD Spacer Kit - CIH	300 LB		\$1,089.00

Other Equipment

	84598655	KIT, FENDERS NARROW 4.5 AXLE Narrow Case IH Fender Kit Class 4.5 Axle For 480 and narrower tires	250 LB		\$1,694.00
	84598656	KIT, FENDERS NARROW 4.75-5 AXLE Narrow Case IH Fender Kit Class 4.75 and 5 Axle For 480 and narrower tires	250 LB		\$1,694.00
	84598657	KIT, FENDERS NARROW SAD, SUSP Narrow Case IH Fender Kit Class 4.75 and 5 Suspended Axle For 480 and narrower tires	250 LB		\$1,694.00
	84598659	KIT, FENDERS WIDE 4.5 AXLE Wide Case IH Fender Kit Class 4.5 Axle For 540 and wider tires	290 LB		\$2,034.00
	84598660	KIT, FENDERS WIDE 4.75-5 AXLE Wide Case IH Fender Kit Class 4.75 and 5 Axle For 540 and wider tires	290 LB		\$2,034.00
	84598661	KIT, FENDERS WIDE SAD SUSP AXLE Wide Case IH Fender Kit Class 4.75 and 5 Suspended Axle For 540 and wider tires	290 LB		\$2,034.00
	84598663	KIT, FENDERS EX-WIDE 4.75-5 AXLE Extra Wide Case IH Fender Kit Class 4.75 and 5 Axle For 700 and wider tires	265 KG		\$2,496.00
	84598664	KIT, FENDERS EX-WIDE SAD SUSP AXLE Extra Wide Case IH Fender Kit Class 4.75 and 5 Suspended Axle For 700 and wider tires	290 LB		\$2,496.00

**MAGNUM 310
US PRICE LIST**

**(Ex Works Racine, WI)
Standard Equipment**

ENGINE:

CASE-IH 8.7 L Engine by FPT
6-Cylinder, 24 valve, diesel
Variable Geometry Turbo, aftercooled
Peak/Growth HP: 345
Peak/Boosted HP: 380
265 PTO horsepower @ 2000 rpm
Tier 4B with Selective Catalytic
Reduction (SCR)
Fuel System: Electronically controlled
common rail
Power boost - provides up to 35
additional engine horsepower during
non-stationary PTO/hydraulics
activation or transport
(16th gear and higher)
Water-in-Fuel Sensor
Air-induction System: Two stage
system with primary and secondary
elements.
Power aspirated integral pre-cleaner.
OAT Antifreeze solution to -34°F
(-37°C)
Coolant filter/conditioner
Coolant recovery bottle and deaeration
tank
Visctronic® electronic controlled fan
drive
Grid Heater
Foot throttle
Constant engine speed control

OPERATOR PROTECTIVE**STRUCTURE:**

CASE-IH DELUXE "Surveyor" Cab
Heat/AC with Automatic Temperature
Control and continuous pressurization
Heated Seat: Cloth "Optima" air
suspension, fore/aft, height, swivel,
back cushion tilt, lumbar support,
firmness and auto weight
adjustments, fore/aft lateral isolators,
adjustable heat control and seat belt
Cloth Instructor seat

OPERATOR PROTECTIVE**STRUCTURE: (continued)**

MultiControl Armrest with integrated
transmission, throttle, hydraulics,
PTO and hitch controls, electric
armrest adjust
Right Hand armrest display ready
Mounting Bar
Left hand flip-up armrest
Radio Delphi AM/FM weather band
stereo radio
Business Band Antenna
Inside rear view mirror
Manual exterior mirrors
Front intermittent windshield
wiper and washer
Rear window wiper and washer
Self-cancelling turn signals
3 power outlets
Horn
Dome and Map lights
Dual cup holder
Coat hook
Rubber floor mat
Soft Grip-Steering Wheel: tilt and
telescopic
Front sunshade
Overhead and rear deck storage
with netting
Five steps with handrail
Right side service steps
Front right-side mounted tool box
Swing out rear window
Front window access step

INSTRUMENTATION:

Instrument cluster with analog/digital
display for engine oil pressure, coolant
temperature, fuel level and DEF level.
Icons for MFD, diff lock, PTO,
park brake, Hi-beams and shut-down
condition indicators. Digital display
of engine RPM and hours, travel speed
and gear selection, transmission
warning light. Audible alarm for low

**MAGNUM 310
US PRICE LIST**

**(Ex Works Racine, WI)
Standard Equipment**

INSTRUMENTATION: (continued)

engine oil pressure, high coolant temperature, high hydraulic fluid temperature and engine overspeed.

Performance Instrumentation - Provides data on percentage slip, engine % of rated power, gallons per hour and gallons per acre fuel usage, distance travelled, area covered, hydraulic flow control settings with individual timers for each remote valve, detailed service interval information, and electronic End of Row Automatic tractor shutdown

ACCUGUIDE:

Factory Ready AFS AccuGuide™

(List Price Value \$5,164 USD)

includes steering sensor, electronic steering valve, steering manifold, hoses, wiring harness, receiver mounting bracket, cabling, and hardware

ISO 11783 Implement system connector and rear bracket

CAPACITIES:

Fuel Powershift: 179 gallons (678 L)

Fuel CVT: 163 gallons (617 L)

DEF: 26 gallons (99 L)

GROUND LEVEL MAINTENANCE:

Rear hinged one piece tilt hood

Left-hand side access to:

Transmission oil

Engine coolant

Cab filter

Fuel fill

DEF fill

Engine Air Filter

Right-hand side access to:

Batteries

Engine oil

TRANSMISSION:

Full-powershift, 19 forward (Economy) and 4 reverse speeds;

or CVT, 40 kph (25 mph);

Steering column-mounted hydraulic

FNRP shuttle with integral park lock

Right-hand Forward/Reverse shuttle in Multifunction control handle

Diesel Saver™ APM, Automatic

Productivity Management System

Speed matching

Service Brakes: power internal wet disc, self-adjusting and self-equalizing

Park brake

Power differential lock

AXLES:

MFD Front axle:

Class 4.75 MFD front axle with differential lock,

12 bolt hub, 60 - 88 in.

(1524 - 2235 mm) adjustable spacing.

Rear Bar Axle:

4.5 in. (115 mm) diameter,

120 in. (3048 mm) length

Automatic MFD and Differential

Lock Modes

Steering-based Traction Control

TIRES AND WHEELS:

MFD Front axle:

(2) 420/85R34 147A8/B (R1W)

with adjustable wheel

Rear Duals:

(4) 480/80R50 159A8/B (R1W)

with solid steel wheels

HYDRAULICS:

Pressure Flow Compensated hydraulics

4 remote circuits with ISO breakaway couplers. In-cab electronic flow controls and timed detents

for raise and lower hydraulic flow selectable functions on all valves

**MAGNUM 310
US PRICE LIST**

(Ex Works Racine, WI)

Standard Equipment

HYDRAULICS: (continued)

Hydraulic Return Valve with case drain

Pump:

44 GPM (166 LPM) maximum flow.

Maximum system pressure

3045 PSI (210 BAR)

Load checks in both raise and lower circuits for all remotes

HITCH:

Category III / IIIN, 3-point hitch

w/ 15,900 lb. (7210 kg.) OECD rated lift capacity with 43 inch lower links, adjustable quick coupler,

electronic draft sensing and position control with hitch cushion ride control, rigid draft arms with rear hitch control and adjustable sway Cat. III adjustable swing drawbar with auto-pin

hammerstrap, 11,000 lb. (4990 kg) maximum tongue weight, and

1.5 inch (38 mm) drawbar pin

Fender mounted hitch controls

PTO:

1000 RPM shaft 1-3/4 in. diameter, electronically controlled and protected with adjustable shield

Rated PTO speed occurs at 1800 rpm engine speed

ELECTRICAL:

200 amp. alternator

Rear auxiliary 7 pin connector

2-1000 CCA capacity 12 volt batteries

Cab mounted Battery Disconnect

12 volt Jumper Stud

ELECTRICAL: (continued)

Lights:

Egress lighting

5 grill-mounted lights

2 headlights

2 corner lights

1 center flood

2 cab roof mounted front

2 beltline front

2 cab roof mounted rear

4 rear fender flood

2 rear fender taillights

Brake lights

Front and rear flashing safety lights

SAFETY EQUIPMENT:

Safety Start System

- operator presence

- park position required for start

Horn

SMV Emblem

Front axle and rear frame tie down locations

ROPS

HFC 134A refrigerant

Seat belt

Self-Cancelling turn signals

Four way flashers

MFD driveline shield

Brake lights

Wide marker lights with reflective tape with rear dual tires

PTO safety start system

Visctronic® is a registered trademark of BorgWarner Inc.

**MAGNUM 310
US PRICE LIST**

(Ex Works Racine, WI)
Models

COMMERCIAL MODEL	TRANSMISSION	Weight		List Price
MAGNUM 310 CVT T4B	CVT-TRANS	27,180 LB		\$283,608.00
Includes the following Equipment				
True ground speed sensor (420823)		\$954.00		
MAGNUM 310 PS T4B	Power Shift	27,800 LB		\$269,312.00

Factory Supplied Options

Order Code	Description	Weight		List Price
------------	-------------	--------	--	------------

OPERATOR STRUCTURE

SD_T9200 OPERATOR STRUCTURE #1

420012	Deluxe-Cab includes features described on Standard Features page			No Charge
449058	DLX PERFORMANCE CAB Cab Suspension Standard Cab Equipment Cloth Positive Response Operator Seat Cloth Instructor Seat Radio Delphi AM/FM/Weatherband with CD and Bluetooth Business Band Antenna Electric Armrest Adjust RH Wiper Front, RH, and Rear Sunshades			\$4,594.00
449059	LUX PERFORMANCE CAB Cab Suspension Luxury Cab Equipment Tinted Glass Multi-Power strip Carpet Leather Positive Response Heated and Ventilated Operator Seat Leather Instructor Seat Radio Delphi AM/FM/Weatherband with CD and Bluetooth Business Band Antenna Electric Armrest Adjust Front, RH, and Rear Sunshades RH Wiper			\$6,781.00

MIRRORS

SD_T9221 REAR VIEW MIRROR

XT9221X	Standard less mirrors			(\$509.00)
420821	Manual adj. ext rearview manual wide adjustable external mirror			No Charge
420820	Electric adj. ext rearview electronic remote control wide adjustable external mirror			\$787.00

**MAGNUM 310
US PRICE LIST**

(Ex Works Racine, WI)

WORK LIGHTING

SD_T9215 RH FENDER HID LIGHT

	XT9215X	Standard rear work lights			No Charge
	429294	Front HID work lamp - hood 1 HID Lamp in center of the bumper replaces standard halogen lamp			\$1,130.00
	429293	Front and rear HID work lamp 1 HID Lamp in center of the bumper replaces standard halogen lamp. 2 HID Lamps on rear RH and LH fenders.			\$1,760.00
	429292	360 HID work lamp package Includes 3 front and 2 rear HID lamps and 2 roof side mounted halogen lights			\$2,978.00

BEACON LIGHTING

SD_T9145 ROTARY BEACON

	XT9145X	Standard less rotary beacon			No Charge
	420025	Single beacon light one light mounted on the LH side			\$399.00
	420099	Dual beacon light two lights mounted on both the LH and RH sides			\$798.00

DISPLAY MOUNTING

SD_T7619 RH MONITOR/MOUNTING

	429321	RH window bar display ready Includes window mount, AFS Pro 700 window harness and window bar			(\$239.00)
	429353	RH armrest display ready Includes MultiControl Armrest mount, AFS Pro 700 harness and window bar			No Charge

PRECISION FARMING

SD_T7626 PRECISION PERF-CNTRL

	429378	AUTOGUIDANCE READY AFS Auto guidance ready package - Includes steering sensor, steering valve, wiring harnesses and receiver bracket			No Charge
--	--------	--	--	--	-----------

**MAGNUM 310
US PRICE LIST**

(Ex Works Racine, WI)

AUTOGUIDANCE READY

SD T9210 AUTOGUIDANCE

	XT9210X	Std less guidance ready Without 372 Receiver and NAV II controller Includes AFS Autoguidance ready package 429378			No Charge
	429367	Nav II w 372 Rec WAAS Auto Guidance Navigation II Controller (Factory Installed) and 372 GPS Receiver - WAAS			\$8,653.00
	429368	Nav II w372 RecHP/XP/GLNS/WAAS Auto Guidance Navigation II Controller (Factory Installed) and 372 GPS Receiver - WAAS, GLONASS, Omnistar HP/XP			\$11,153.00

PRECISION FARMING DISPLAY

SD T7615 AUTOGUIDANCE DISPLAY

	XT7615X	Std less autoguidance display			No Charge
	424263	Large Color Monitor Display AFS Pro 700 - Mounting dependent on display mounting option			\$5,083.00

ENGINE

STARTING AID

SD T1938 WEATHER PACK

	XT1938X	Standard without cold start Grid heater is standard equipment.			No Charge
	420874	Engine block heater 120V			\$90.00
	420875	Engine block htr, transmn htr 120V			\$442.00

COMPRESSION BRAKE

SD T1933 COMPRESSION ENGINE

	XT1933X	No compression brake			No Charge
	429179	Engine compression brake includes control system and factory Installed engine brake			\$3,478.00

AUX FUEL FILTER

SD T1943 AUXILIARY FUEL FILT

	XT1943X	Std less auxiliary fuel filter			No Charge
	420815	Severe duty fuel filter For use in areas where poor fuel quality is a concern.			\$361.00

**MAGNUM 310
US PRICE LIST**

(Ex Works Racine, WI)

TRANSMISSION

TRANSMISSION

SD T2810 TRANSMISSION

	429330	18F Speed full-powershift 4R - 25 mph / 40 kph capable			(\$1,383.00)
	429332	19F Speed powershift-Economy 4R - Economy, 25 mph/40 kph capable, with reduced engine speed in 19th gear for improved fuel economy during transport			No Charge
	429333	19F Speed powershift - 50KPH 4R - 30 mph / 50 kph capable - for approved 50 kph tire combinations see R1W tire chart. Requires suspended front axle, wide rear fenders, trailer brakes, MFD front fenders, electric adjust. external mirrors, and high capacity drawbar			No Charge
	429334	40KPH ECON CVT 4 Range CVT - Economy, 25 mph/40 kph capable, with reduced engine speed			No Charge
	429335	50KPH ECON CVT 4 Range CVT - Economy 30 mph / 50 kph capable, with reduced engine speed- for approved 50 kph tire combinations see tire chart. Requires suspended front axle, wide rear fenders, trailer brakes, MFD front fenders, electric adjust mirrors, and high capacity drawbar			No Charge
	429331	23F Speed full-powershift 6R with shift through creeper 25mph/40kph capable at rated engine speed			\$2,324.00

RADAR

SD T7581 RADAR

	XT7581X	Std less ground speed sensor			No Charge
	420823	True ground speed sensor Required for CVT			\$954.00

BACK-UP ALARM

SD T9245 ALARM

	XT9245X	Standard less alarm			No Charge
	420887	Back-up alarm			\$224.00

**MAGNUM 310
US PRICE LIST**

(Ex Works Racine, WI)

TRAILER BRAKES

TRAILER BRAKES

SD T7130 TRLR BRK VLV

	XT7130X	No hydraulic trailer brakes			No Charge
	420514	Hydraulic trailer brake			\$1,361.00
	420516	Pneumatic_Trailer_Brake For dual line systems Includes engine mounted compressor and reservoirs			\$7,115.00
	420517	Pneu_and_Hyd_Trailer_Brake Pneumatic trailer brake and hydraulic trailer brake for dual line systems. Includes engine mounted compressor and reservoirs plus hydraulic trailer brake (420516 + 420514)			\$8,476.00

HITCH

DRAWBAR

SD T8901 DRAWBAR

	429390	Cat. III High Capacity Drawbar Adj. Drawbar with 1.5"/38mm auto-pin hammerstrap with hitch pin 11,000lb / 4990 kg max tongue weight			No Charge
	429391	Cat IV High Capacity Drawbar Adj. Drawbar with 2.0"/50mm auto-pin hammerstrap with hitch pin 11,000lb / 4990 kg max tongue weight			\$354.00

FRONT HITCH

SD T8100 FRONT THREE POINT HITCH

	429420	L/FRONT HITCH & PTO Note: Front PTO cannot be field installed later with this selection.			No Charge
	429283	Frt hitch ready, PTO ready Engine mounted drop box for future PTO installation and hydraulic tubing for future front hitch installation. Use of #4 hydraulic remote is available for rear implements. Note: Not available on Magnums with Class 4.5 Front Axle, 429286 Requires a minimum of 5 hydraulic remotes Not compatible with Loaders			\$7,638.00

**MAGNUM 310
US PRICE LIST**

(Ex Works Racine, WI)

	336831	<p>Frnt 3PH, PTO Not available Cat III-N front hitch with claw ends, 9426lb lift capacity at claws, remote switch to operate from the ground, 1 set of hydraulic service remotes. Hitch is hard plumbed into #4 remote valve (#4 not available for rear implements), front service remote can be plugged into #1,#2, or #3 remote at the rear couplers. NOTE: Front PTO cannot be field installed later with this selection. Note: Not available on Magnums with Class 4.5 Front Axle 429286</p> <p>Requires a minimum of 5 hydraulic remotes</p> <p>Not compatible with Loaders</p>			\$7,101.00
	429355	<p>Frnt 3PH, PTO ready PTO Ready with Front Three Point Hitch installed. Engine mounted drop box for future PTO installation. Cat III-N front hitch with claw ends, 9426lb lift capacity at claws, remote switch to operate from the ground, 1 set of hydraulic service remotes. Hitch is hard plumbed into #4 remote valve (#4 not available for rear implements), front service remote can be plugged into #1,#2, or #3 remote at the rear couplers. Note: Not available on Magnums with Class 4.5 Front Axle 429286</p> <p>Requires a minimum of 5 hydraulic remotes</p> <p>Not compatible with Loaders</p>			\$14,740.00
	330813	<p>Frnt 3PH wPTO 6sp CCW 1000 Factory Complete Front Hitch with DIA PTO Kit. Includes all above front hitch info, plus completing KIT front PTO assembly with 1-3/8" shaft, 6 splines, 1000rpm, counter-clockwise rotation typically EUR, but available in NA. Note: Not available on Magnums with Class 4.5 Front Axle 429286</p> <p>Requires a minimum of 5 hydraulic remotes</p> <p>Not compatible with Loaders</p>			\$25,229.00
	330847	<p>Frnt 3PH wPTO 21sp CW 1000 Factory Complete Front Hitch with DIA PTO Kit. Includes all above front hitch info, plus completing KIT for front PTO assembly with 1-3/8" shaft, 21 splines, 1000rpm, clockwise rotation typically for NA. Note: Not available on Magnums with Class 4.5 Front Axle 429286.</p> <p>Requires a minimum of 5 hydraulic remotes</p> <p>Not compatible with Loaders</p>			\$25,229.00

**MAGNUM 310
US PRICE LIST**

(Ex Works Racine, WI)

REAR 3-POINT

SD T8200 HITCH

429395	Hitch Ready - Less 3PT Hitch Includes armrest controls, valve stack w/hitch valve & harness				(\$5,849.00)
429396	Cat 3/3N Short Links Manual Includes quick coupler and 38" links 4" Axle Lift Capacity 14,900 lb/ 6,760 kg OECD 4.5" Axle Lift Capacity 17,900 lb/ 8,120 kg OECD Not recommended for narrow tread setting (i.e. 60" tread or 30" rows)				(\$258.00)
429397	Cat 3/3N Long Links Manual Includes quick coupler and 43" links 4" Axle Lift Capacity 12,900 lb/ 5,850 kg OECD 4.5" Axle Lift Capacity 15,900 lb/ 7,210 kg OECD				No Charge
429398	Cat 3/3N Long Links Hyd Top Includes quick coupler, 43" links and Hydraulic Top Link 4" Axle Lift Capacity 12,900 lb/ 5,850 kg OECD 4.5" Axle Lift Capacity 15,900 lb/ 7,210 kg OECD				\$1,030.00
429399	Cat 3/3N Long HydTop_Lift Link Includes quick coupler, 43" links, Hydraulic Top and RH Lift Links 4" Axle Lift Capacity 12,900 lb/ 5,850 kg OECD 4.5" Axle Lift Capacity 15,900 lb/ 7,210 kg OECD				\$1,910.00
429404	Cat 3/4N, Short Links, Manual Includes quick coupler and 38" links Magnum 280 requires 4.5" Rear Axle Lift Capacity 19,500 lb/ 8,840 kg OECD Not recommended for narrow tread setting (i.e. 60" tread or 30" rows)				\$2,955.00
429411	Cat 3/4N Long Links Manual Includes quick coupler and 43" links Magnum 280 requires 4.5" Rear Axle Lift Capacity 17,500 lb/ 7,940 kg OECD				\$3,213.00
429412	Cat 3/4N Long Links Hyd Top Includes quick coupler, 43" links and Hydraulic Top Link Magnum 280 requires 4.5" Rear Axle Lift Capacity 17,500 lb/ 7,940 kg OECD				\$4,243.00
429413	Cat 3/4N Long HydTop_Lift Link Includes quick coupler, 43" links, Hydraulic Top and RH Lift Links Magnum 280 requires 4.5" Rear Axle Lift Capacity 17,500 lb/ 7,940 kg OECD				\$5,122.00

**MAGNUM 310
US PRICE LIST**

(Ex Works Racine, WI)

HYDRAULICS

HYDRAULIC PUMP

SD_T8220 HYDRAULIC PUMP

	420301	Hydraulic pump, standard Maximum flow at remote couplers - 44GPM 166L/m maximum			No Charge
	420302	Hydraulic pump, high capacity Maximum flow at remote couplers - 59 GPM 224L/m maximum			\$1,838.00
	420400	Hi-Flow hydraulic system 75 GPM 282 L/m TwinFlow™ Hydraulic System Independent PFC pump supplies the number 4, 5 and 6 remotes. Includes high capacity oil cooler.			\$3,736.00

REAR REMOTE VALVES

SD_T8270 REAR REMOTES

	420402	4_electric remotes Includes 4 paddles (#1-4 w/paddles or #1 on Multi Function Handle)			No Charge
	420403	5_electric remotes Includes 4 paddles (#1-4 with paddles, #5 on Multi Function Handle)			\$1,622.00
	424826	6_electric remotes Includes 6 paddles (#1-6 w/paddles or #1 on Multi Function Handle)			\$3,113.00
	429381	4 Remotes wJoystick Includes 3 paddles and Joystick (#1-3 with paddles, #4 with Joystick or #1 on Multi Function Handle, #1-4 Configurable to Joystick)			\$773.00
	429382	5 Remotes wJoystick Includes 3 paddles and Joystick (#1-3 with paddles, #4-5 with Joystick or #1 on Multi Function Handle)			\$2,395.00
	429383	6 Remotes wJoystick Includes 3 paddles and Joystick (#1-3 with paddles, #4-6 with Joystick or #1 on Multi Function Handle)			\$3,885.00

POWER BEYOND

SD_T8278 HYDRAULICS

	429325	Hydraulic return valve with case drain			No Charge
	429324	Power Beyond-motor retrn valve 3/4 in. motor return valve and 3/8 in. case drain			\$538.00

**MAGNUM 310
US PRICE LIST**

(Ex Works Racine, WI)

PTO

REAR PTO

SD T8010 PTO

	420604	1000 RPM PTO shaft 1-3/4 in. diameter			No Charge
	420603	PTO, 540 and 1000 RPM 1-3/8" and 1000 RPM 1-3/4 in. Interchangeable shafts 3 shafts			\$2,962.00

FRONT AXLE

SD T3330 FRONT AXLE/DRIVE ENGAGE

	420224	Class 4.75 Standard Axle Front axle with electronic differential lock, 12 bolt hub. Capable of 120 in./3 m tread spacing for controlled traffic farming. May have tire or weight limitations. See Dealer Portal.			No Charge
	420228	Class 4.75 Suspended Axle Front axle with electronic differential lock, 12 bolt hub. Capable of 120 in./3 m tread spacing for controlled traffic farming. May have tire or weight limitations. See Dealer Portal.			\$10,263.00
	420277	Class 5 Standard Axle Front axle with electronic differential lock, 12 bolt hub. Capable of 120 in./3 m tread spacing for controlled traffic farming. May have tire or weight limitations. See Dealer Portal.			\$4,105.00
	429199	Class 5 Suspended Axle Front axle with electronic differential lock, 12 bolt hub. Capable of 120 in./3 m tread spacing for controlled traffic farming. May have tire or weight limitations. See Dealer Portal.			\$14,367.00

**MAGNUM 310
US PRICE LIST**

(Ex Works Racine, WI)

FRONT WHEELS AND TIRES

SINGLES

SD T4940 FRONT WHEELS AND TIRES

	XT4940X	No singles ordered Assumes duals are ordered Cannot be ordered with No Front Duals (XT4942X) Match Tires to Intended Application - refer to applicable tire manufacturer's handbook for load carrying capacities and additional application information. Tire Brand Preference or No Tire Brand Preference option MUST BE SELECTED FROM OTHER EQUIPMENT SECTION.			No Charge
Firestone Tires R1 Tread					
	8876454	380/85R34 137A8/B R1 FI Radial All Traction FWD™			(\$1,182.00)
	8878454	420/90R30 142A8/B R1 FI Radial All Traction FWD™			(\$1,153.00)
Firestone Tires R1W Tread					
	8887654	320/85R38 143A8/B R1W FI Radial 9000™			\$411.00
	8876654	380/85R34 137A8/B R1W FI Radial All Traction DT™			(\$840.00)
	8872454	380/80R38 142A8/B R1W FI Radial All Traction DT™			(\$105.00)
	8801854	420/85R34 147A8/B R1W FI Radial All Traction DT™			No Charge
	8897854	IF420/85R38 153 R1W FI Radial All Traction DT™ CVT only			\$1,647.00
	8863654	420/90R30 145A8/B R1W FI Radial All Traction DT™			(\$1,019.00)
	8855654	480/70R30 152A8/B R1W FI Radial All Traction DT™			(\$613.00)
	8854554	480/70R34 155A8/B R1W FI Radial 9000™			\$231.00
	8860654	600/65R28 147A8/B R1W FI Radial All Traction DT™			\$499.00
	8882554	600/70R30 152A/B R1W FI. Radial All Traction DT™			\$1,123.00
Goodyear Tires R1 Tread					
	8848404	380/85R30 135A8/B R1 GY UltraTorque™ Radial			(\$1,378.00)
	8876404	380/85R34 137A8/B R1 GY UltraTorque™ Radial			(\$893.00)

**MAGNUM 310
US PRICE LIST**

(Ex Works Racine, WI)

	8878404	420/90R30 142A8/B R1 GY UltraTorque™ Radial			(\$1,112.00)
Goodyear Tires R1W Tread					
	8887604	320/85R38 143A8/B R1W GY DT800™ Radial			\$341.00
	8898444	320/80R42 141A8/B R1W GY DT800™ Radial			\$691.00
	8863604	16.9R30 144A8/B R1W GY Super Traction™ Radial			(\$961.00)
	8876644	380/85R34 137A8/B R1W GY DT800™ Radial			(\$929.00)
	8872444	380/80R38 142A8/B R1W GY DT800™ Radial			\$10.00
	8897644	380/80R42 150B R1W GY DT800™ Radial CVT only			\$1,580.00
	8801844	420/85R34 147A8/B R1W GY Super Traction™ Radial			\$231.00
	8897744	420/85R38 149B R1W GY DT806™ Radial CVT only			\$1,384.00
	8855604	480/70R30 152A8/B R1W GY DT810™ Radial			(\$489.00)
	8854504	480/70R34 146A8/B R1W GY DT810™ Radial			\$188.00
	8893541	540/65R34 145A8/B R1W GY DT818™ Radial			\$855.00
	8860604	600/65R28 147A8/B R1W GY DT824 OPTITRAC™ Radial			\$135.00
	8882541	600/70R30 152A8/B R1W GY DT820™ Radial			\$1,061.00
	8870844	620/75R30 163D R+ R1W GY Optitrac™ R+ Radial CVT Only			\$5,477.00
Goodyear Tires R2 Tread					
	8263504	16.9R30 3 Star R2 GY Special Sure Grip™ TD8 Radial			\$699.00
	8879344	480/85R30 147A8 R2 GY Special Sure Grip™ TD8 Radial			\$172.00
Michelin Tires R1W Tread					
	8876434	380/85R34 137A8/B R1W MI Agribib® Radial			(\$801.00)
	8872434	380/80R38 142A8/B R1W MI Agribib® Radial			(\$91.00)
	8801834	420/85R34 R1W 142B MI Agribib® Radial			\$259.00
	8802034	VF420/85R34 R1W MI YieldBib®			\$408.00

**MAGNUM 310
US PRICE LIST**

(Ex Works Racine, WI)

	8878434	420/90R30 147A8/B R1W MI Agribib® Radial			(\$861.00)
	8854534	480/70R34 143D R1W MI Omnibib™ Radial			\$349.00
	8893531	540/65R34 145D R1W MI Multibib™ Radial			\$632.00
	8860531	600/65R28 147A8/B R1W MI XM28™ Radial			\$2,530.00
	8830801	600/70R30 159D R1W MI Axiobib® Radial			\$3,570.00
	8882531	600/70R30 152A8/B R1W MI MachXbib® Radial			\$1,308.00
	8870934	IF620/75R30 163D R1W MI Axiobib CVT only			\$5,658.00
Mitas Tires R1W Tread					
	8876484	380/85R34 146A8/B R1W CO MT ContiContract AC 85			(\$1,388.00)
	8872484	380/80R38 142A8/B R1W CO MT ContiContract AC 85			(\$420.00)
	8801884	420/85R34 147A8/B R1W CO MT ContiContract AC 85			(\$352.00)
	8854584	480/70R34 143D/146A8 R1W CO MT HC 70			(\$400.00)
	8860584	600/65R28 147D/150A8 R1W COMT ContiContract AC 65			\$131.00
	8882584	600/70R30 152D/155A8 R1W CO MT CVT only			\$431.00
	8886584	750/55R30 R1W 162D MT SVT			\$2,215.00
Titan Tires R1 Tread					
	8876464	380/85R34 137A8/B R1 TI Hi Traction Lug Radial			(\$840.00)
Titan Tires R1W Tread					
	8872404	380/80R38 142A8/B R1W TI AG49M Radial			\$10.00
	8801864	420/85R34 147A8/B R1W TI AG49M Radial			\$231.00
Trelleborg Tires R1W Tread					
	8801824	420/85R34 142A8/139B R1W TR TM600			\$231.00
	8854514	480/70R34 R1W TR TM700			\$231.00
	8886624	710/60R30 R1W 162D T TM900 High Power			\$3,028.00

**MAGNUM 310
US PRICE LIST**

(Ex Works Racine, WI)

DUALS

SD T4942 DUAL TIRES

	XT4942X	No duals Assumes singles are ordered Cannot be ordered with No Front Singles (XT4940X) FRONT DUAL WHEELS INCLUDE 16 IN. SPACER Match Tires to Intended Application - refer to applicable tire manufacturer's handbook for load carrying capacities and additional application information. Tire Brand Preference or No Tire Brand Preference option MUST BE SELECTED FROM OTHER EQUIPMENT SECTION.			No Charge
Goodyear Tires R1 Tread					
	8258407	380/85R30 135A8/B R1 GY UltraTorque™ Radial			\$3,868.00
	8876407	380/85R34 137A8/B R1 GY UltraTorque™ Radial			\$5,345.00
	8277407	420/90R30 142A8/B R1 GY UltraTorque™ Radial			\$4,192.00
Firestone Tires R1 Tread					
	8876457	380/85R34 137A8/B R1 FI Radial All Traction FWD™			\$5,225.00
	8277457	420/90R30 142A8/B R1 FI Radial All Traction FWD™			\$4,316.00
Firestone Tires R1W Tread					
	8887657	320/85R38 143A8/B R1W FI Radial 9000™			\$6,666.00
	8876557	380/85R34 137A8/B R1W FI Radial All Traction DT™			\$5,603.00
	8872457	380/80R38 142A8/B R1W FI Radial All Traction DT™			\$6,939.00
	8801857	420/85R34 147A8/B R1W FI Radial All Traction DT™			\$7,254.00
	8277557	420/90R30 145A8/B R1W FI Radial All Traction DT™			\$4,328.00
	8897857	IF420/85R38 153B R1W FI Radial All Traction DT™ CVT Only			\$11,534.00
	8855557	480/70R30 152A8/B R1W FI Radial All Traction DT™			\$5,430.00
	8854557	480/70R34 155A8/B R1W FI Radial 9000™			\$7,359.00
Goodyear Tires R1W Tread					
	8887607	320/85R38 143A8/B R1W GY DT800™ Radial			\$6,747.00

**MAGNUM 310
US PRICE LIST**

(Ex Works Racine, WI)

	8898447	320/80R42 141A8/B R1W GY DT800™ Radial			\$9,072.00
	8897647	380/80R42 150B R1W GY DT800™ Radial CVT Only			\$11,272.00
	8876547	380/85R34 137A8/B R1W GY DT800™ Radial			\$5,291.00
	8872447	380/80R38 142A8/B R1W GY DT800™ Radial			\$7,594.00
	8801847	420/85R34 147A8/B R1W GY Super Traction™ Radial			\$7,959.00
	8897747	420/85R38 149B R1W GY Optitrac DT806™ Radial CVT Only			\$10,998.00
	8277507	16.9R30 144A8/B R1W GY Super Traction™ Radial			\$4,619.00
	8855507	480/70R30 152A8/B R1W GY DT810™ Radial			\$6,522.00
	8854507	480/70R34 146A8/B R1W GY DT810™ Radial			\$7,921.00
	8893447	540/65R34 145A8/B R1W GY DT818™ Radial			\$8,474.00
Goodyear Tires R2 Tread					
	8277647	16.9R30 3 Star R2 GY Special Sure Grip™ TD8 Radial			\$8,365.00
	8880344	480/85R30 147A8 R2 GY Special Sure Grip™ TD8 Radial			\$7,120.00
Michelin Tires R1W Tread					
	8876437	380/85R34 137A8/B R1W MI Agribib® Radial			\$5,491.00
	8872437	380/80R38 142A8/B R1W MI Agribib® Radial			\$6,607.00
	8878537	420/90R30 147A8/B R1W MI Agribib® Radial			\$3,847.00
	8801837	D420/85R34 R1W 142B MI Agribib® Radial			\$7,390.00
	8802037	VF420/85R34 R1W MI YieldBib®			\$9,433.00
	8854537	480/70R34 143D R1W MI Omnibib™ Radial			\$7,480.00
	8893437	540/65R34 145D R1W MI Multibib™ Radial			\$8,221.00
Mitas Tires R1W Tread					
	8897487	380/85R34 146A8/B R1W CO MT ContiContract AC 85			\$4,587.00
	8872487	380/80R38 142A8/B R1W CO MT ContiContract AC 85			\$6,288.00

**MAGNUM 310
US PRICE LIST**

(Ex Works Racine, WI)

	8801887	420/85R34 147A8/B R1W CO MT ContiContract AC 85			\$6,813.00
	8854587	480/70R34 143D/146A8 R1W CO MT ContiContract AC 70T			\$6,624.00
Titan Tires R1 Tread					
	8876467	380/85R34 137A8/B R1 TI Hi Traction Lug Radial			\$5,439.00
Titan Tires R1W Tread					
	8872407	380/80R38 142A8/B R1W TI AG49M Radial			\$7,594.00
	8801867	420/85R34 147A8/B R1W TI AG49M Radial			\$7,695.00
Trelleborg Tires R1W Tread					
	8801827	420/85R34 142A8/139B R1W TR TM600			\$7,341.00
	8854527	480/70R34 143A8/B R1W TR TM700			\$7,921.00

REAR AXLE

SD T4810 REAR AXLE

	420219	Rear axle 4.5in. dia. x120 in.			No Charge
--	--------	--------------------------------	--	--	-----------

REAR WHEELS AND TIRES

SINGLES

SD T4950 REAR WHEELS AND TIRES

	XT4950X	No singles ordered Assumes duals are ordered Cannot be ordered with No Rear Duals (XT4952X) Match Tires to Intended Application - refer to applicable tire manufacturer's handbook for load carrying capacities and additional application information. Tire Brand Preference or No Tire Brand Preference option MUST BE SELECTED FROM OTHER EQUIPMENT SECTION.			No Charge
Firestone Tires R1 Tread					
	8366454	480/80R46 158A8/B R1 FI Radial All Traction™ 23° Must be used with customer supplied duals.			(\$11,601.00)
Firestone Tires R1W Tread					
	8991404	480/80R46 158A8/B R1W FI Radial Deep Tread 23° Must be used with customer supplied duals.			(\$11,491.00)

**MAGNUM 310
US PRICE LIST**

(Ex Works Racine, WI)

8916454	480/80R50 159A8/B R1W FI Radial Deep Tread 23°				(\$9,164.00)
8968554	520/85R46 158A8/B R1W FI Radial Deep Tread 23°				(\$9,803.00)
8965554	620/70R42 160A8/B R1W FI Radial All Traction DT™				(\$8,673.00)
8992554	710/70R38 166A8/B R1W FI Radial All Traction DT™				(\$8,444.00)
8994554	710/70R42 168A8/B R1W FI Radial All Traction DT™				(\$7,918.00)
Goodyear Tires R1W Tread					
8991444	480/80R46 158A8/B R1W GY Super Traction™ Radial Must be used with customer supplied duals.				(\$11,043.00)
8916444	480/80R50 159A8/B R1W GY Super Traction™ Radial				(\$11,457.00)
8968504	520/85R46 158A8/B R1W GY Super Traction™ Radial				(\$10,186.00)
8965504	620/70R42 160A8/B R1W GY DT820™ Radial				(\$9,159.00)
8992504	710/70R38 166A8/B R1W GY DT824™ Radial				(\$8,234.00)
8994504	710/70R42 173A8/B R1W GY DT824 OPTITRAC™ Radial				(\$8,024.00)
8973544	710/75R42 175D R1W GY Optitrac R+ Radial™ CVT Only				(\$3,256.00)
8918444	800/70R38 173A8/B R1W GY DT820™ Radial				(\$7,896.00)
Michelin Tires R1W Tread					
8991434	480/80R46 158A8/B R1W MI Agribib® Radial				(\$10,328.00)
8916434	480/80R50 159A8/B R1W MI Agribib® Radial				(\$10,612.00)
8968534	520/85R46 158A8/B R1W MI Agribib® Radial				(\$8,668.00)
8902434	620/70R46 162A8/B R1W MI XM28™ Radial				(\$5,122.00)
8994534	710/70R42 173A8/B R1W MI MachXbib® Radial				(\$6,068.00)
8973634	IF710/75R42 176D R1W MI AxioBib® Radial CVT Only				\$1,546.00
8918434	800/70R38 173A8/B R1W MI MachXbib® Radial				(\$5,175.00)
8934634	IF900/60R42 180D R1W MI AxioBib® Radial CVT Only				\$2,488.00

**MAGNUM 310
US PRICE LIST**

(Ex Works Racine, WI)

Mitas Tires R1W Tread					
	8977584	650/85R38 173D/176A8 R1W CO MT SVT			(\$7,940.00)
	8992484	710/70R38 166D/169A8 R1W CO MT SVT			(\$9,220.00)
	8992684	710/70R42 173D/176A8 R1W CO MT SVT			(\$8,484.00)
	8936584	900/60R38 R1W 172D MT SVT			\$492.00
Trelleborg Tires R1W Tread					
	8936624	900/60R38 R1W 178D T TM900 High Power			\$1,185.00

DUALS

SD_T4952 REAR DUAL WH AND TIRES

	XT4952X	No rear duals Assumes singles are ordered Cannot be ordered with No Rear Singles (XT4950X) REAR DUALS INCLUDE DUAL HUBS AND WIDE MARKER LIGHTS Match Tires to Intended Application - refer to applicable tire manufacturer's handbook for load carrying capacities and additional application information. Tire Brand Preference or No Tire Brand Preference option MUST BE SELECTED FROM OTHER EQUIPMENT SECTION.			No Charge
--	---------	--	--	--	-----------

Firestone Tires R1 Tread					
	8466454	480/80R46 158A8/B R1 FI Radial All Traction™ 23°			(\$5,542.00)
	8489454	520/85R42 157A8/B R1 FI Radial All Traction™ 23°			(\$4,506.00)
Firestone Tires R1W Tread					
	8461654	320/90R54 149A8/B R1W FI Radial All Traction DT™ adj. steel wheels			(\$2,583.00)
	8491554	380/90R50 151A8/B R1W FI Radial 9000™ adj. steel wheels			(\$2,150.00)
	8496554	380/90R54 152A8/B R1W FI Radial 9000™			(\$504.00)
	8491454	480/80R46 158A8/B R1W FI Radial Deep Tread 23°			(\$4,602.00)
	8416454	480/80R50 159A8/B R1W FI Radial Deep Tread 23°			No Charge

**MAGNUM 310
US PRICE LIST**

(Ex Works Racine, WI)

	8401954	IF480/95R50 165B R1W FI Radial Deep Tread 23° For CVT Transmission only Minimum tread setting: Magnum 380 – 60” Magnum 250-340 – 68” Cannot achieve 30" row spacing on Magnum 250, 280, 310 or 340			\$11,186.00
	8489354	520/85R42 157A8/B R1W FI Radial Deep Tread 23°			(\$3,991.00)
	8468554	520/85R46 158A8/B R1W FI Radial Deep Tread 23°			(\$1,628.00)
	8465654	620/70R42 160A8/B R1W FI Radial All Traction DT™			\$1,816.00
	8492554	710/70R38 166A8/B R1W FI Radial All Traction DT™ Requires 13" or 15" spacer for 4 7/4.5" axle 380 Only - Requires 15" spacer Order from Other Equipment section			\$2,791.00
	8494554	710/70R42 168A8/B R1W FI Radial All Traction DT™ Requires 13" or 15" spacer for 4 7/4.5" axle 380 Only - Requires 15" spacer Order from Other Equipment section			\$4,774.00
Goodyear Tires R1 Tread					
	8441404	420/80R46 151A8/B R1 GY UltraTorque™ Radial			(\$4,931.00)
	8462540	480/80R46 158A8/B R1 GY UltraTorque™ Radial			(\$5,002.00)
	8466444	480/80R46 158A8/B R1 GY Dyna Torque Radial			(\$4,387.00)
	8489404	520/85R42 157A8/B R1 GY UltraTorque™ Radial			(\$4,972.00)
Goodyear Tires R1W Tread					
	8461604	320/90R54 149A8/B R1W GY DT800™ Radial adj. steel wheel			(\$2,825.00)
	8491544	380/90R50 151A8/B R1W GY DT800™ Radial adj. steel wheels			(\$1,891.00)
	8496544	380/90R54 152A8/B R1W GY DT800™ Radial			(\$244.00)
	8491444	480/80R46 158A8/B R1W GY Super Traction™ Radial			(\$3,457.00)
	8416444	480/80R50 159A8/B R1W GY Super Traction™ Radial			(\$863.00)

**MAGNUM 310
US PRICE LIST**

(Ex Works Racine, WI)

8401844	480/95R50 164B R1W GY DT800™ Radial For CVT Transmission only Minimum tread setting: Magnum 380 – 60” Magnum 250-340 – 68” Cannot achieve 30” row spacing on Magnum 250, 280, 310 or 340			\$1,192.00
8489304	520/85R42 157A8/B R1W GY Super Traction™ Radial			(\$3,935.00)
8468504	520/85R46 158A8/B R1W GY Super Traction™ Radial			(\$1,803.00)
8465604	620/70R42 160A8/B R1W GY DT820™ Radial			\$1,433.00
8492504	710/70R38 166A8/B R1W GY DT824™ Radial Requires 13” or 15” spacer for 4”/4.5” axle 380 only - Requires 15” spacer Order from Other Equipment section			\$3,479.00
8494504	710/70R42 173A8/B R1W GY DT824 OPTITRAC™ Radial Requires 13” or 15” spacer for 4”/4.5” axle 380 only - Requires 15” spacer Order from Other Equipment section			\$5,560.00
8492144	710/75R42 175D R1W GY Optitrac R+™ Radial For CVT transmission only Requires 13” or 15” spacer for 4”/4.5” axle 380 Only - Requires 15” spacer Order from Other Equipment section			\$18,188.00
8418444	800/70R38 173A8/B R1W GY DT820™ Radial Requires 15” spacer for 4”/4.5” axle 380 Only - Requires 13” and 5” spacer Order 13” from Other Equipment section and 5” as attachment			\$7,573.00
Goodyear Tires R2 Tread				
8466544	18.4R46 3 Star R2 GY Special Sure Grip™ TD8 Radial			(\$2,772.00)
8489444	520/85R42 157A8/B R2 GY Special Sure Grip™ TD8 Radial			(\$2,591.00)
8596544	520/85R46 158A8 R2 GY Special Sure Grip™ TD8 Radial Requires wide fenders.			(\$1,393.00)
Michelin Tires R1W Tread				
8491434	480/80R46 158A8/B R1W MI Agribib® Radial			(\$2,653.00)
8416434	480/80R50 159A8/B R1W MI Agribib® Radial			\$105.00

**MAGNUM 310
US PRICE LIST**

(Ex Works Racine, WI)

	8416534	VF480/80R50 R1W MI YieldBib®			\$8,594.00
	8467434	520/85R42 157A8/B R1W MI Agribib® Radial			(\$2,259.00)
	8468534	520/85R46 155A8/B R1W MI Agribib® Radial			\$1,395.00
	8401734	620/70R46 162A8/B R1W MI XM28™ Radial			\$7,784.00
	8494534	710/70R42 173A8/B R1W MI MachXbib® Radial Requires 13" or 15" spacer for 4"4.5" axle 380 Only - Requires 15" spacer Order from Other Equipment section			\$8,545.00
	8492214	IF710/75R42 176D R1W MI Axiobib® Radial Requires 13" or 15" spacer for 4"4.5" axle 380 Only - Requires 15" spacer Order from Other Equipment section			\$23,542.00
	8418434	800/70R38 173A8/B R1W MI MachXbib® Radial Requires 15" spacer for 4"4.5" axle 380 Only - Requires 13" and 5" spacer Order 13" from Other Equipment section and 5" as attachment			\$9,746.00
Mitas Tires R1W Tread					
	8491484	480/80R46 158A8/B R1W CO MT ContiContract AC 85			(\$5,017.00)
	8416484	480/80R50 159A8/B R1W CO MT ContiContract AC 85			(\$1,731.00)
	8468584	520/85R46 158A8/155B R1W CO MT ContiContract AC 85			(\$2,265.00)
	8477584	650/85R38 173D/176A8 R1W CO MT SVT Requires 13" or 15" spacer for 4"4.5" axle			\$6,212.00
	8492484	710/70R38 166D/169A8 R1W CO MT SVT Requires 13" or 15" spacer for 4"4.5" axle 380 Only - Requires 15" spacer Order from Other Equipment section			\$1,630.00
	8494584	710/70R42 173D/176A8 R1W CO MT SVT Requires 13" or 15" spacer for 4"4.5" axle 380 Only - Requires 15" spacer Order from Other Equipment section			\$3,513.00
Titan Tires R1 Tread					
	8498464	480/80R46 158A8/B R1 TI Hi Traction Lug Radial			(\$5,421.00)

**MAGNUM 310
US PRICE LIST**

(Ex Works Racine, WI)

Titan Tires R1W Tread					
	8416404	480/80R50 159A8/B R1W TI AG49M Radial			(\$863.00)
	8468564	520/85R46 158A8/B R1W TI AG49M Radial			(\$2,013.00)
Trelleborg Tires R1W Tread					
	8416424	480/80R50 159D R1W TR TM600			\$5,040.00

FENDERS

FRONT FENDERS

SD T8740 FRONT FENDERS

	XT8740X	Standard less front fenders			No Charge
	420235	MFD front narrow fenders Required with 480 and narrower tires			\$1,428.00
	420233	MFD wide front fenders Required with 540 and wider tires			\$1,680.00
	429361	MFD Extra Wide Fnders Required for 750 and wider tires			\$2,003.00

REAR FENDERS

SD T8700 FENDERS

	420050	Standard 86.6 in./2200 mm Includes rear hitch controls			No Charge
	420362	Wide 100.4 in./2550 mm Includes Auto PTO function and fender-mounted hitch and PTO controls with hitch option			\$1,101.00
	420053	Extra Wide 108.3 in./2750 mm Includes Auto PTO function and fender-mounted hitch and PTO controls with hitch option			\$1,774.00

OTHER EQUIPMENT

SD T8512 TIRE BRAND CHOICE

	420990	No tire brand preference A tire from existing tire inventory will be installed. This could include the selection you made in front/rear, Single/Dual sections, or the same tire size in Firestone, Goodyear, Titan, Michelin, or Continental/Mitas. Actual tire installed will be invoiced. Availability of brands vary by size.			No Charge
--	--------	--	--	--	-----------

**MAGNUM 310
US PRICE LIST**

(Ex Works Racine, WI)

		429995	Tire brand preference Tire brands are subject to availability. If the Tire Brand Preference code is ordered, the plant will install the brand selected.			\$1,721.00
--	--	--------	---	--	--	------------

FRONT BALLAST

SD T2150 FRONT BALLAST

		XT2150X	Standard less front ballast DO NOT EXCEED TIRE OR AXLE CAPACITY			No Charge
		420346	Front weight frame only 520 lbs./236 kg			\$716.00
		429360	FWF and 6 Front Weights front weight frame and 6 front weights			\$1,421.00
		420349	FWF and 10 front weights front weight frame and 10 front weights Not available with Class 4.5 front Axle			\$1,892.00
		420395	FWF and 18 front weights Large front weight frame and 18 front weights, 2640 lb/1200 kg Not available with Class 4.5 front Axle			\$2,847.00
		429196	FWF and 18x120 front wts Large front weight frame and 18-120 lb/54 kg front weights. Only available with Class 5 front Axles			\$3,370.00

REAR BALLAST

SD T4961 REAR BALLAST

		XT4961X	Standard less rear ballast DO NOT EXCEED TIRE OR AXLE CAPACITY			No Charge
		429287	Rear wheel weights -1000 lb inner 2 x 500 lb.			\$1,057.00
		420256	Rear wheel weights - 2000 lb. inner 2 x 1000 lb.			\$2,116.00
		420258	Rear wheel weights - 3000 lb. Duals - inner 2 x 1000 lb. + outer 2 x 500 lb. Singles - 2 x 1000 lb. + 2 x 500 lb.			\$3,172.00
		429289	Rear wheel weights - 4000 lb. with duals only inner 2 x 1000 lb. + outer 2 x 1000 lb.			\$4,230.00
		429288	Rear wheel weights - 5000 lb. with duals only inner 2 x 500 lb. + inner 2 x 1000 lb. + outer 2 x 1000 lb.			\$5,289.00
		429363	Rear wheel weights -5500 lb Rear Wheel Weight - 5500 lbs/2500 kg (2qty x1000lb + 2qty x1750lb) For use on Singles Rear only			\$5,936.00

**MAGNUM 310
US PRICE LIST**

(Ex Works Racine, WI)

		429291	Rear wheel weights - 6000 lb. with duals only inner 2 x 500 lb. + inner 2 x 1000 lb.+ outer 2 x 500 lb. + outer 2 x 1000 lb.			\$6,346.00
--	--	--------	--	--	--	------------

ADDITIONAL EQUIPMENT

SD T5901 WHEEL SPACERS

		XT5901X	Std less rear wheel spacers			No Charge
		420801	Rear wheel spacers-5 in. each dual spacers			\$948.00
		420802	Rear wheel spacers-10 in. each dual spacers			\$1,250.00
		420803	Rear wheel spacers-13 in. each dual spacers			\$1,273.00
		420876	Rear wheel spacers-15 in. each dual spacers			\$2,011.00

OPERATOR'S MANUAL

SD T9840 COUNTRY CONFIGURATION

		420701	North American English			No Charge
		420702	French Canadian			No Charge
		429351	North American Spanish			No Charge

**MAGNUM 310
US PRICE LIST**

(Ex Works Racine, WI)

Factory Supplied Attachments

Order Code	Description	Weight	Factory Data	List Price
------------	-------------	--------	--------------	------------

Front and Rear Weights

719667036	Frnt Weight Bracket Front Weight Bracket ONLY Large (18 Segment Capacity) For 18 120lb Weights	520 LB		\$716.00
719671016	Front weight, 1800 lb/816 kg 18qty - MX Magnum Style Weights with Hardware	1,840 LB		\$2,402.00
719671026	Front Hvy Wgt 18x120lb = 2160lb/980kg Front 18qty x 120 lb. segments - with hardware Total 2,160lb / 980kg Does not include front weight bracket Requires 719667036 - Front Weight Bracket	2,160 LB		\$2,973.00
719672006	Rear wheels weights Rear Wheel Weights, 1 pair (200 lb./91 kg.) Must be ordered from the Racine Plant	440 LB		\$576.00
719673006	Rear wheels weights Rear Wheel Weights, 1 pair (500 lb./227 kg.) Must be ordered from the Racine Plant	1,025 LB		\$1,025.00
719674006	Rear wheel weights Rear Wheel Weights, 1 pair (1,000 lb./453 kg.) Must be ordered from the Racine Plant	2,090 LB		\$2,002.00

Front Single Wheels W/ Tires

318536A1FS	600/65R28 R1W 147A8 FI Firestone Radial All Traction DT	135 LB		\$5,630.00
318536A1GY	600/65R28 147A8 - R1W Goodyear DT820 Radial	1,000 LB		\$7,886.00
318536A1MI	600/65R28 R1W 147A8 TL Michelin XM28 Radial	135 LB		\$6,050.00
86993605	600/70R30 R1W 152A8 TL GY Goodyear DT820 Radial	1,200 LB		\$6,421.00
86993606	600/70R30 R1W 153A8 TL MI Michelin MachXbib Radial	135 LB		\$6,441.00

Front Dual Wheels W/ Tires

318578A1FS	320/85R38 143A8/B - R1W Firestone Radial 9000™ Does not include wheel spacers.	790 LB		\$8,591.00
318578A1GY	320/85R38 143A8/B - R1W Goodyear DT800™ Radial Does not include wheel spacers.	790 LB		\$8,526.00
399021A1GY	320/80R42 R1W 141A8 TL GY Goodyear DT800 Radial Does not include wheel spacers.	1,420 LB		\$10,738.00
47451260	VF 420/85R34 R1W 154B (Michelin YieldBi Michelin Yieldbib™ Does not include wheel spacers.	1,000 LB		\$7,189.00

**MAGNUM 310
US PRICE LIST**

(Ex Works Racine, WI)

	318574A1FS	380/85R34 137A8/B - R1 Firestone Radial All Traction FWD™ Does not include wheel spacers.	935 LB		\$4,809.00
	318574A1GY	380/85R34 137A8/B - R1 Goodyear UltraTorque™ Radial Does not include wheel spacers.	860 LB		\$5,318.00
	84593148	420/85R34 R1W 142B Michelin Agribib Michelin Agribib Does not include wheel spacers.	858 LB		\$6,176.00
	398788A1GY	380/85R34 137A8/B - R1W Goodyear DT800™ Radial Does not include wheel spacers	780 LB		\$5,204.00
	370431A1MI	380/85R34 137A8/B - R1W Michelin AGRIBIB® Radial Does not include wheel spacers.	12 LB		\$7,249.00
	47357261	380/80R38 R1W 142B Firestone Radial All Firestone Radial All Traction DT Does not include wheel spacers.	1,000 LB		\$6,739.00
	349226A1GY	380/80R38 142A8/B - R1W Goodyear DT800™ Radial Does not include wheel spacers.	960 LB		\$6,585.00
	47357581	380/80R38 R1W 142B Michelin Agribib Michelin Agribib Does not include wheel spacers	875 LB		\$6,057.00
	47357602	380/80R38 R1W 142B Titan AG49M Radial Titan AG49M Radial Does not include wheel spacers.	924 LB		\$6,878.00
	47357616	380/80R38 R1W 142B Mitas AC85 Mitas AC85 Does not include wheel spacers	888 LB		\$6,411.00
	318569A1GY	16.9R30 144A8/B - R1W Goodyear Super Traction™ Radial Does not include wheel spacers.	800 LB		\$4,831.00
	318571A1GY	16.9R30 3 Star - R2 Goodyear Special Sure Grip TD8™ Radial Does not include wheel spacers.	940 LB		\$6,462.00
	318538A1FS	420/90R30 142A8/B - R1 Firestone Radial All Traction FWD™ Does not include wheel spacers.	740 LB		\$4,428.00
	318538A1GY	420/90R30 142A8/B - R1 Goodyear UltraTorque™ Radial Does Not include wheel spacers.	740 LB		\$5,009.00
	318569A1FS	420/90R30 145A8/B - R1W Firestone Radial All Traction DT™ Does not include wheel hubs or spacers.	800 LB		\$4,724.00
	318569A1MI	420/90R30 147A8/B - R1W Michelin AGRIBIB® Radial Does not include wheel spacers.	800 LB		\$5,314.00
	47364080	480/70R34 R1W 146B Titan AG49M Radial Titan AG49M Radial Does Not include wheel spacers.	970 LB		\$7,088.00
	47363659	480/70R34 R1W 143D Mitas HC70 Mitas HC70 Does not include wheel spacers	980 LB		\$6,226.00

**MAGNUM 310
US PRICE LIST**

(Ex Works Racine, WI)

47357930	420/85R34 R1W 147B Firestone Radial All Firestone Radial All Traction DT Does not include wheel spacers	1,000 LB		\$6,898.00
47357919	420/85R34 R1W 147B Goodyear Super Tracti Goodyear Super Traction Radial Does not include wheel spacers	1,000 LB		\$7,466.00
47358297	420/85R34 R1W 147B Titan AG49M Radial Titan AG49M Radial Does not include wheel spacers	858 LB		\$7,126.00
318572A1FS	480/70R30 152A8/B - R1W Firestone Radial All Traction DT™ Does not include wheel spacers.	960 LB		\$5,821.00
47358369	420/85R34 R1W 147B Mitas AC85 Mitas AC85 Does not include wheel hubs or spacers.	858 LB		\$6,485.00
318572A1GY	480/70R30 152A8/B - R1W Goodyear DT810™ Radial Does not include wheel spacers	990 LB		\$5,827.00
318576A1FS	480/70R34 155A8/B - R1W Firestone Radial 9000™ Does not include wheel spacers.	990 LB		\$6,246.00
318576A1GY	480/70R34 146A8/B - R1W Goodyear DT810™ Radial Does not include wheel spacers.	990 LB		\$6,526.00
318576A1MI	480/70R34 143D -R1W Michelin Omnibib™ Radial Does not include wheel spacers.	990 LB		\$6,921.00
86993608	480/85R30 147A8 - R2 Goodyear Special Sure Grip™ TD8 Radial. Does not include wheel spacers.	900 LB		\$7,956.00
356487A1GY	540/65R34 145A8/B - R1W Goodyear DT820™ Radial Does not include wheel spacers.	250 LB		\$8,357.00
86993607	540/65R34 145D - R1W Michelin Multibib™ Radial Does not include wheel spacers.	1,030 LB		\$8,644.00

3PT, Drawbar, PTO & FHPTO Kit

719664026	Attachment, Front Hitch Only - CaseIH	825 LB		\$7,456.00
84409148	Front Hitch Trans Tubing Kit Front Hitch Transmission Tubing Kit Required for tractors that are not factory ordered as Front Hitch Ready to be able to install Front Hitch	150 LB		\$713.00
84409151	Front PTO Cmplting Kit - CIHEUR European Style CCW rotation Tractor must be Front PTO ready with Front hitch installed. New code: 47539236 will replace current code.	385 LB		\$11,015.00
84409150	Front PTO Cmplting Kit - CIHROW North America CW rotation Tractor must be Front PTO ready with Front hitch installed. New code: 47539225 will replace current code.	385 LB		\$11,015.00

**MAGNUM 310
US PRICE LIST**

(Ex Works Racine, WI)

84402088	KIT, Hyd Front Axle Saddle Susp Completn Hydraulic Front Axle Saddle Suspension Completion kit for Front Hitch	135 LB	\$816.00
710829046	Kit, Hitch Rdy Compltn Cat3 Magnum 250 - 310	1,800 LB	\$8,830.00
710829056	Kit, Hitch Rdy Compltn Cat4 Magnum 280 - 380	2,000 LB	\$9,470.00
84315861	KIT,Hydraulic TopLink-Ball Cat 3/4 Cat 3, use on Cat3 & Cat4 hitches w/out quick coupler Includes new main valve assembly and Hyd top link / lift link dedicated valve	185 LB	\$2,949.00
84315904	KIT, Hydraulic Lift Link Includes new main valve assembly and Hyd top link / lift link dedicated valve	265 LB	\$3,734.00

Rear Dual and Triple w/ Tires

398451A1GY	380/90R54 152A8/B - R1W Goodyear DT800™ Radial Does not include wheel hubs or spacers.	1,730 LB	\$12,848.00
349225A1GY	480/80R50 159A8/B - R1W Goodyear Super Traction™ Radial Does not include wheel hubs or spacers.	1,870 LB	\$10,917.00
87423470	480/80R50 R1W 159B MI Michelin Agribib Does not include wheel hubs or spacers.	1,350 LB	\$12,356.00
84606030	480/80R50 R1W 159B TI Titan AG49M Radial Does not include wheel hubs or spacers.	1,790 LB	\$11,689.00
84603822	480/80R50 R1W 159B MT Mitas AC85 Does not include wheel hubs or spacers.	1,698 LB	\$10,185.00
302496A1FS	520/85R46 158A8/B - R1W Firestone Radial Deep Tread 23° Does not include wheel hubs or spacers.	1,850 LB	\$9,403.00
302496A1GY	520/85R46 158A8/B - R1W Goodyear Super Traction™ Radial Does not include wheel hubs or spacers.	1,860 LB	\$9,315.00
302496A1MI	520/85R46 158A8/B - R1W Michelin AGRIBIB® Radial Does not include wheel hubs or spacers. Michelin Agribib® tires are not warranted if used for pulling acrapers for ground leveling.	1,860 LB	\$12,492.00
86993008	520/85R46 158A8/B - R2 GY Goodyear Special Sure Grip™ TD8 Radial Does not include wheel hubs or spacers.	1,850 LB	\$11,194.00
258070A1FS	710/70R42 168A8/B - R1W FS Firestone Radial All Traction DT™ Does not include wheel hubs or spacers.	2,500 LB	\$17,707.00
258070A1GY	710/70R42 173A8/B - R1W GY Goodyear DT824 OPTITRAC™ Radial Does not include wheel hubs or spacers.	2,500 LB	\$18,034.00
86993003	710/70R42 173A8/B - R1W MI Michelin XM28™ Radial Does not include wheel hubs or spacers.	2,500 LB	\$21,023.00

**MAGNUM 310
US PRICE LIST**

(Ex Works Racine, WI)

	86993006	800/70R38 173A8/B - R1W Goodyear DT820™ Radial Does not include wheel hubs or spacers.	2,750 LB		\$17,650.00
	84603825	480/80R50 R1W 159B FS Firestone Radial Deep Tread 23° Does not include wheel hubs or spacers.	1,962 LB		\$12,562.00

Hydraulic

	84398850	KIT, 6 Paddle EHRS Control Case IH - to control 6 EHRS if joystick is not desired	3 LB		\$405.00
	719648026	Attachment, Hyd 5th Remote Case IH - joystick available, but not mandatory 719247006 - Kit Case IH Joystick (If replacing 6 paddle control, also order 84202317 - 3 paddle control for use w/ joystick)	35 LB		\$1,634.00
	719204006	Attachment, Hyd 6th Remote CaseIH - must add Joystick Kit or 6-Paddle Control Kit if joystick not already installed 719247006 - Kit, Case IH Joystick (If replacing 6 paddle control, also order 84202317 - 3 paddle control for use w/ joystick) 84398850 - Kit, 6 paddle EHR Control (to control 6 EHRS if joystick is not desired)	35 LB		\$1,634.00
	719649026	Hyd Motor Return w/Case Drain	17 LB		\$581.00
	719650036	Hyd Pwr Beyond/Motor Return Valve Hydraulic Power Beyond / Motor Return Valve	26 LB		\$1,824.00
	719653086	Hyd Trailer Brake	220 LB		\$2,026.00
	47436839	Kit, Hydraulic Trailer Brake CVT trans CVT Only	225 LB		\$2,026.00
	47436948	Kit, Pneumatic trailer brake 4"/4.5" rea	295 LB		\$7,472.00
	47436959	Kit, Pneumatic trailer brake 5" rear axl	295 LB		\$7,472.00
	84401628	Mega/Twin Flow Kit w/ Hyd Pump & Lines Mega / Twin Flow Kit Including Hydraulic Pump and Lines	135 LB		\$3,747.00
	47436826	Kit, Mega/Twin Flow Hyd Pump for CVT tra Includes only the Mega/Twin flow pump and lines. Replacement standard pump not needed for CVT.	175 LB		\$1,536.00

Wheel Accessories

	719680006	5 in./127 mm rear dual spacer kit 5 Inch (127MM) Rear Dual Spacer Kit for 10 Bolt Hubs	265 LB		\$870.00
	719681006	10 in./254 mm rear dual spacer kit 10 Inch (254MM) Rear Dual Spacer Kit for 10 Bolt Hubs	330 LB		\$1,148.00
	719682006	13 in./330 mm rear dual spacer kit 13 Inch (330MM) Rear Dual Spacer Kit for 10 Bolt Hubs	190 LB		\$1,170.00
	719677006	10 bolt dual wheel hub 4" axle 10 Bolt Dual Wheel Hub for (4 Inch/102 MM) Axle Mounting	400 LB		\$1,589.00
	719678006	10 bolt dual wheel hub 4.5"axle 10 Bolt Dual Wheel Hub for (4 1/2 Inch/115 MM) Axle Mounting	365 LB		\$1,634.00
	719683006	15 in./380 mm rear dual spacer kit 15 Inch (380MM) Rear Dual Spacer Kit for 10 Bolt Hubs	405 LB		\$1,846.00

**MAGNUM 310
US PRICE LIST**

(Ex Works Racine, WI)

Cab

	84555953	KIT, RH Window Bar Display Includes Right Hand side Window bar Display Harness and Mount	4 LB		\$118.00
--	----------	---	------	--	----------

Front Wheel Accessories

	719684016	12 in./305 mm front dual MFD spacer kit 12 Inch (305MM) Front Dual MFD Spacer Kit - CIH	230 LB		\$977.00
	719685016	16 in./406 mm front dual MFD spacer kit 16 Inch (406MM) Front Dual MFD Spacer Kit - CIH	300 LB		\$1,089.00

Other Equipment

	84598655	KIT, FENDERS NARROW 4.5 AXLE Narrow Case IH Fender Kit Class 4.5 Axle For 480 and narrower tires	250 LB		\$1,694.00
	84598656	KIT, FENDERS NARROW 4.75-5 AXLE Narrow Case IH Fender Kit Class 4.75 and 5 Axle For 480 and narrower tires	250 LB		\$1,694.00
	84598657	KIT, FENDERS NARROW SAD, SUSP Narrow Case IH Fender Kit Class 4.75 and 5 Suspended Axle For 480 and narrower tires	250 LB		\$1,694.00
	84598659	KIT, FENDERS WIDE 4.5 AXLE Wide Case IH Fender Kit Class 4.5 Axle For 540 and wider tires	290 LB		\$2,034.00
	84598660	KIT, FENDERS WIDE 4.75-5 AXLE Wide Case IH Fender Kit Class 4.75 and 5 Axle For 540 and wider tires	290 LB		\$2,034.00
	84598661	KIT, FENDERS WIDE SAD SUSP AXLE Wide Case IH Fender Kit Class 4.75 and 5 Suspended Axle For 540 and wider tires	290 LB		\$2,034.00
	84598663	KIT, FENDERS EX-WIDE 4.75-5 AXLE Extra Wide Case IH Fender Kit Class 4.75 and 5 Axle For 700 and wider tires	265 KG		\$2,496.00
	84598664	KIT, FENDERS EX-WIDE SAD SUSP AXLE Extra Wide Case IH Fender Kit Class 4.75 and 5 Suspended Axle For 700 and wider tires	290 LB		\$2,496.00

**MAGNUM 340
US PRICE LIST**

**(Ex Works Racine, WI)
Standard Equipment**

ENGINE:

CASE-IH 8.7 L Engine by FPT
6-Cylinder, 24 valve, diesel
Variable Geometry Turbo, aftercooled
Peak/Growth HP: 375
Peak/Boosted HP: 410
290 PTO horsepower @ 2000 rpm
Tier 4B with Selective Catalytic
Reduction (SCR)
Fuel System: Electronically controlled
common rail
Power boost - provides additional
engine horsepower during
non-stationary PTO/hydraulics
activation or transport
(16th gear and higher)
Water-in-Fuel Sensor
Air-induction System: Two stage
system with primary and secondary
elements.
Power aspirated integral pre-cleaner.
OAT Antifreeze solution to -34°F (-
37°C)
Coolant filter/conditioner
Coolant recovery bottle and deaeration
tank
Visctronic® electronic controlled fan
drive
Grid Heater
Foot throttle
Constant engine speed control

OPERATOR PROTECTIVE**STRUCTURE:**

CASE-IH DELUXE "Surveyor" Cab
Heat/AC with Automatic Temperature
Control and continuous pressurization
Heated Seat: Cloth "Optima" air
suspension, fore/aft, height, swivel,
back cushion tilt, lumbar support,
firmness and auto weight
adjustments, fore/aft lateral isolators,
adjustable heat control and seat belt
Cloth Instructor seat

OPERATOR PROTECTIVE**STRUCTURE: (continued)**

MultiControl Armrest with integrated
transmission, throttle, hydraulics,
PTO and hitch controls, electric
armrest adjust
Right Hand armrest display ready
Mounting Bar
Left hand flip-up armrest
Radio Delphi AM/FM weather band
stereo radio
Business Band Antenna
Inside rear view mirror
Manual exterior mirrors
Front intermittent windshield
wiper and washer
Rear window wiper and washer
Self-cancelling turn signals
3 power outlets
Horn
Dome and Map lights
Dual cup holder
Coat hook
Rubber floor mat
Soft Grip-Steering Wheel: tilt and
telescopic
Front sunshade
Overhead and rear deck storage
with netting
Five steps with handrail
Right side service steps
Front right-side mounted tool box
Swing out rear window
Front window access step

INSTRUMENTATION:

Instrument cluster with analog/digital
display for engine oil pressure, coolant
temperature, fuel level and DEF level.
Icons for MFD, diff lock, PTO,
park brake, Hi-beams and shut-down
condition indicators. Digital display
of engine RPM and hours, travel speed
and gear selection, transmission
warning light. Audible alarm for low

**MAGNUM 340
US PRICE LIST**

**(Ex Works Racine, WI)
Standard Equipment**

INSTRUMENTATION: (continued)

engine oil pressure, high coolant temperature, high hydraulic fluid temperature and engine overspeed.

Performance Instrumentation - Provides data on percentage slip, engine % of rated power, gallons per hour and gallons per acre fuel usage, distance travelled, area covered, hydraulic flow control settings with individual timers for each remote valve, detailed service interval information, and electronic End of Row Automatic tractor shutdown

ACCUGUIDE:

Factory Ready AFS AccuGuide™

(List Price Value \$5,164 USD)

includes steering sensor, electronic steering valve, steering manifold, hoses, wiring harness, receiver mounting bracket, cabling, and hardware

ISO 11783 Implement system connector and rear bracket

CAPACITIES:

Fuel Powershift: 179 gallons (678 L)

Fuel CVT: 163 gallons (617 L)

DEF: 26 gallons (99 L)

GROUND LEVEL MAINTENANCE:

Rear hinged one piece tilt hood

Left-hand side access to:

Transmission oil

Engine coolant

Cab filter

Fuel fill

DEF fill

Engine Air Filter

Right-hand side access to:

Batteries

Engine oil

TRANSMISSION:

Full-powershift, 19 forward (Economy) and 4 reverse speeds;

or CVT, 40 kph (25 mph);

Steering column-mounted hydraulic

FNRP shuttle with integral park lock

Right-hand Forward/Reverse shuttle in Multifunction control handle

Diesel Saver™ APM, Automatic

Productivity Management System

Speed matching

Service Brakes: power internal wet disc, self-adjusting and self-equalizing

Park brake

Power differential lock

AXLES:

MFD Front axle:

Class 5 MFD - Standard Axle

front axle with electronic differential lock, 12 bolt hub, 60 - 88 in.

(1524 - 2235 mm) adjustable spacing

Rear Bar Axle:

4.5 in. (115 mm) diameter,

120 in. (3048 mm) length

Automatic MFD and Differential

Lock Modes

Steering-based Traction Control

TIRES AND WHEELS:

MFD Front:

(2) 420/85R34 147A8/B R1W

with adjustable wheel

Rear Duals:

(4) 480/80R50 159A8/B R1W

with solid steel wheels

HYDRAULICS:

Pressure Flow Compensated hydraulics

4 remote circuits with ISO breakaway couplers. In-cab electronic flow controls and timed detents

for raise and lower hydraulic flow selectable functions on all valves

**MAGNUM 340
US PRICE LIST**

(Ex Works Racine, WI)

Standard Equipment

HYDRAULICS: (continued)

Hydraulic Return Valve with case drain

Pump:

44 GPM (166 LPM) maximum flow.

Maximum system pressure

3045 PSI (210 BAR)

Load checks in both raise and lower circuits for all remotes

HITCH:

Category IVN / III, 3-point hitch
w/17,500 lb. (7940 kg.) OECD rated lift capacity with 43 inch lower links for improved tire clearance, adjustable quick coupler, electronic draft sensing and position control with hitch cushion ride control, rigid draft arms with rear hitch control and adjustable sway Cat. IV adjustable swing drawbar with auto-pin hammerstrap, 11,000 lb. (4990 kg) maximum tongue weight, and 2 inch (50 mm) drawbar pin
Fender mounted hitch controls

PTO:

1000 RPM shaft 1-3/4 in. diameter, electronically controlled and protected with adjustable shield
Rated PTO speed occurs at 1800 rpm engine speed

ELECTRICAL:

200 amp. alternator
Rear auxiliary 7 pin connector
2-1000 CCA capacity 12 volt batteries
Cab mounted Battery Disconnect

ELECTRICAL: (continued)

12 volt Jumper Stud

Lights:

Egress lighting

5 grill-mounted lights

2 headlights

2 corner lights

1 center flood

2 cab roof mounted front

2 beltline front

2 cab roof mounted rear

4 rear fender flood

2 rear fender taillights

Brake lights

SAFETY EQUIPMENT:

Safety Start System

- operator presence

- park position required for start

Horn

SMV Emblem

Front axle and rear frame tie down locations

Tinted glass

ROPS

HFC 134A refrigerant

Seat belt

Self-Cancelling turn signals

Four way flashers

MFD driveline shield

Brake lights

Wide marker lights with reflective tape with rear dual tires

PTO safety start system

Visctronic® is a registered trademark of BorgWarner Inc.

**MAGNUM 340
US PRICE LIST**

(Ex Works Racine, WI)
Models

COMMERCIAL MODEL	TRANSMISSION	Weight	List Price
MAGNUM 340 CVT T4B	CVT-TRANS	27,800 LB	\$316,215.00
Includes the following Equipment			
True ground speed sensor (420823)		\$954.00	
MAGNUM 340 PS T4B	Power Shift	28,230 LB	\$301,919.00

Factory Supplied Options

Order Code	Description	Weight	List Price
------------	-------------	--------	------------

OPERATOR STRUCTURE

SD_T9200 OPERATOR STRUCTURE #1

420012	Deluxe-Cab includes features described on Standard Features page		No Charge
449058	DLX PERFORMANCE CAB Cab Suspension Standard Cab Equipment Cloth Positive Response Operator Seat Cloth Instructor Seat Radio Delphi AM/FM/Weatherband with CD and Bluetooth Business Band Antenna Electric Armrest Adjust RH Wiper Front, RH, and Rear Sunshades		\$4,594.00
449059	LUX PERFORMANCE CAB Cab Suspension Luxury Cab Equipment Tinted Glass Multi-Power strip Carpet Leather Positive Response Heated and Ventilated Operator Seat Leather Instructor Seat Radio Delphi AM/FM/Weatherband with CD and Bluetooth Business Band Antenna Electric Armrest Adjust Front, RH, and Rear Sunshades RH Wiper		\$6,781.00

MIRRORS

SD_T9221 REAR VIEW MIRROR

XT9221X	Standard less mirrors		(\$509.00)
420821	Manual adj. ext rearview manual wide adjustable external mirror		No Charge
420820	Electric adj. ext rearview electronic remote control wide adjustable external mirror		\$787.00

**MAGNUM 340
US PRICE LIST**

(Ex Works Racine, WI)

WORK LIGHTING

SD_T9215 RH FENDER HID LIGHT

	XT9215X	Standard rear work lights			No Charge
	429294	Front HID work lamp - hood 1 HID Lamp in center of the bumper replaces standard halogen lamp			\$1,130.00
	429293	Front and rear HID work lamp 1 HID Lamp in center of the bumper replaces standard halogen lamp. 2 HID Lamps on rear RH and LH fenders.			\$1,760.00
	429292	360 HID work lamp package Includes 3 front and 2 rear HID lamps and 2 roof side mounted halogen lights			\$2,978.00

BEACON LIGHTING

SD_T9145 ROTARY BEACON

	XT9145X	Standard less rotary beacon			No Charge
	420025	Single beacon light one light mounted on the LH side			\$399.00
	420099	Dual beacon light two lights mounted on both the LH and RH sides			\$798.00

DISPLAY MOUNTING

SD_T7619 RH MONITOR/MOUNTING

	429321	RH window bar display ready Includes window mount, AFS Pro 700 window harness and window bar			(\$239.00)
	429353	RH armrest display ready Includes MultiControl Armrest mount, AFS Pro 700 harness and window bar			No Charge

PRECISION FARMING

SD_T7626 PRECISION PERF-CNTRL

	429378	AUTOGUIDANCE READY AFS Auto guidance ready package - Includes steering sensor, steering valve, wiring harnesses and receiver bracket			No Charge
--	--------	--	--	--	-----------

**MAGNUM 340
US PRICE LIST**

(Ex Works Racine, WI)

AUTOGUIDANCE READY

SD T9210 AUTOGUIDANCE

	XT9210X	Std less guidance ready Without 372 Receiver and NAV II controller Includes AFS Autoguidance ready package 429378			No Charge
	429367	Nav II w 372 Rec WAAS Auto Guidance Navigation II Controller (Factory Installed) and 372 GPS Receiver - WAAS			\$8,653.00
	429368	Nav II w372 RecHP/XP/GLNS/WAAS Auto Guidance Navigation II Controller (Factory Installed) and 372 GPS Receiver - WAAS, GLONASS, Omnistar HP/XP			\$11,153.00

PRECISION FARMING DISPLAY

SD T7615 AUTOGUIDANCE DISPLAY

	XT7615X	Std less autoguidance display			No Charge
	424263	Large Color Monitor Display AFS Pro 700 - Mounting dependent on display mounting option			\$5,083.00

ENGINE

STARTING AID

SD T1938 WEATHER PACK

	XT1938X	Standard without cold start Grid heater is standard equipment.			No Charge
	420874	Engine block heater 120V			\$90.00
	420875	Engine block htr, transmn htr 120V			\$442.00

COMPRESSION BRAKE

SD T1933 COMPRESSION ENGINE

	XT1933X	No compression brake			No Charge
	429179	Engine compression brake includes control system and factory Installed engine brake			\$3,478.00

AUX FUEL FILTER

SD T1943 AUXILIARY FUEL FILT

	XT1943X	Std less auxiliary fuel filter			No Charge
	420815	Severe duty fuel filter For use in areas where poor fuel quality is a concern.			\$361.00

**MAGNUM 340
US PRICE LIST**

(Ex Works Racine, WI)

TRANSMISSION

TRANSMISSION

SD T2810 TRANSMISSION

	429330	18F Speed full-powershift 4R - 25 mph / 40 kph capable			(\$1,383.00)
	429332	19F Speed powershift-Economy 4R - Economy, 25 mph/40 kph capable, with reduced engine speed in 19th gear for improved fuel economy during transport			No Charge
	429333	19F Speed powershift - 50KPH 4R - 30 mph / 50 kph capable - for approved 50 kph tire combinations see R1W tire chart. Requires suspended front axle, wide rear fenders, trailer brakes, MFD front fenders, electric adjust. external mirrors, and high capacity drawbar			No Charge
	429334	40KPH ECON CVT 4 Range CVT - Economy, 25 mph/40 kph capable, with reduced engine speed			No Charge
	429335	50KPH ECON CVT 4 Range CVT - Economy 30 mph / 50 kph capable, with reduced engine speed- for approved 50 kph tire combinations see tire chart. Requires suspended front axle, wide rear fenders, trailer brakes, MFD front fenders, electric adjust mirrors, and high capacity drawbar			No Charge
	429331	23F Speed full-powershift 6R with shift through creeper 25mph/40kph capable at rated engine speed			\$2,324.00

RADAR

SD T7581 RADAR

	XT7581X	Std less ground speed sensor			No Charge
	420823	True ground speed sensor Required for CVT			\$954.00

BACK-UP ALARM

SD T9245 ALARM

	XT9245X	Standard less alarm			No Charge
	420887	Back-up alarm			\$224.00

**MAGNUM 340
US PRICE LIST**

(Ex Works Racine, WI)

TRAILER BRAKES

TRAILER BRAKES

SD T7130 TRLR BRK VLV

	XT7130X	No hydraulic trailer brakes			No Charge
	420514	Hydraulic trailer brake			\$1,361.00
	420516	Pneumatic_Trailer_Brake For dual line systems Includes engine mounted compressor and reservoirs			\$7,115.00
	420517	Pneu_and_Hyd_Trailer_Brake Pneumatic trailer brake and hydraulic trailer brake for dual line systems. Includes engine mounted compressor and reservoirs plus hydraulic trailer brake (420516 + 420514)			\$8,476.00

HITCH

DRAWBAR

SD T8901 DRAWBAR

	429390	Cat. III High Capacity Drawbar Adj. Drawbar with 1.5"/38mm auto-pin hammerstrap with hitch pin 11,000lb / 4990 kg max tongue weight			(\$161.00)
	429391	Cat IV High Capacity Drawbar Adj. Drawbar with 2.0"/50mm auto-pin hammerstrap with hitch pin 11,000lb / 4990 kg max tongue weight			No Charge

FRONT HITCH

SD T8100 FRONT THREE POINT HITCH

	429420	L/FRONT HITCH & PTO Note: Front PTO cannot be field installed later with this selection.			No Charge
	429283	Frt hitch ready, PTO ready Engine mounted drop box for future PTO installation and hydraulic tubing for future front hitch installation. Use of #4 hydraulic remote is available for rear implements. Note: Not available on Magnums with Class 4.5 Front Axle, 429286 Requires a minimum of 5 hydraulic remotes Not compatible with Loaders			\$7,638.00

**MAGNUM 340
US PRICE LIST**

(Ex Works Racine, WI)

	336831	<p>Frnt 3PH, PTO Not available</p> <p>Cat III-N front hitch with claw ends, 9426lb lift capacity at claws, remote switch to operate from the ground, 1 set of hydraulic service remotes. Hitch is hard plumbed into #4 remote valve (#4 not available for rear implements), front service remote can be plugged into #1,#2, or #3 remote at the rear couplers.</p> <p>NOTE: Front PTO cannot be field installed later with this selection.</p> <p>Note: Not available on Magnums with Class 4.5 Front Axle 429286</p> <p>Requires a minimum of 5 hydraulic remotes</p> <p>Not compatible with Loaders</p>			\$7,101.00
	429355	<p>Frnt 3PH, PTO ready</p> <p>PTO Ready with Front Three Point Hitch installed.</p> <p>Engine mounted drop box for future PTO installation.</p> <p>Cat III-N front hitch with claw ends, 9426lb lift capacity at claws, remote switch to operate from the ground, 1 set of hydraulic service remotes. Hitch is hard plumbed into #4 remote valve (#4 not available for rear implements), front service remote can be plugged into #1,#2, or #3 remote at the rear couplers.</p> <p>Note: Not available on Magnums with Class 4.5 Front Axle 429286</p> <p>Requires a minimum of 5 hydraulic remotes</p> <p>Not compatible with Loaders</p>			\$14,740.00
	330813	<p>Frnt 3PH wPTO 6sp CCW 1000</p> <p>Factory Complete Front Hitch with DIA PTO Kit. Includes all above front hitch info, plus completing KIT front PTO assembly with 1-3/8" shaft, 6 splines, 1000rpm, counter-clockwise rotation typically EUR, but available in NA.</p> <p>Note: Not available on Magnums with Class 4.5 Front Axle 429286</p> <p>Requires a minimum of 5 hydraulic remotes</p> <p>Not compatible with Loaders</p>			\$25,229.00
	330847	<p>Frnt 3PH wPTO 21sp CW 1000</p> <p>Factory Complete Front Hitch with DIA PTO Kit. Includes all above front hitch info, plus completing KIT for front PTO assembly with 1-3/8" shaft, 21 splines, 1000rpm, clockwise rotation typically for NA.</p> <p>Note: Not available on Magnums with Class 4.5 Front Axle 429286.</p> <p>Requires a minimum of 5 hydraulic remotes</p> <p>Not compatible with Loaders</p>			\$25,229.00

**MAGNUM 340
US PRICE LIST**

(Ex Works Racine, WI)

REAR 3-POINT

SD_T8200 HITCH

429395	Hitch Ready - Less 3PT Hitch Includes armrest controls, valve stack w/hitch valve & harness				(\$5,849.00)
429400	Cat 3/3N Long Links No Coupler No Quick Coupler with 43" Links For applications where true Cat 3N is required. Coupler to be ordered from parts. Magnum 340 Lift Capacity 16,300 lb/ 7,394 kg OECD				(\$1,363.00)
429404	Cat 3/4N, Short Links, Manual Includes quick coupler and 38" links Magnum 280 requires 4.5" Rear Axle Lift Capacity 19,500 lb/ 8,840 kg OECD Not recommended for narrow tread setting (i.e. 60" tread or 30" rows)				(\$258.00)
429411	Cat 3/4N Long Links Manual Includes quick coupler and 43" links Magnum 280 requires 4.5" Rear Axle Lift Capacity 17,500 lb/ 7,940 kg OECD				No Charge
429412	Cat 3/4N Long Links Hyd Top Includes quick coupler, 43" links and Hydraulic Top Link Magnum 280 requires 4.5" Rear Axle Lift Capacity 17,500 lb/ 7,940 kg OECD				\$1,030.00
429413	Cat 3/4N Long HydTop_Lift Link Includes quick coupler, 43" links, Hydraulic Top and RH Lift Links Magnum 280 requires 4.5" Rear Axle Lift Capacity 17,500 lb/ 7,940 kg OECD				\$1,910.00

HYDRAULICS

HYDRAULIC PUMP

SD_T8220 HYDRAULIC PUMP

420301	Hydraulic pump, standard Maximum flow at remote couplers - 44GPM 166L/m maximum				No Charge
420302	Hydraulic pump, high capacity Maximum flow at remote couplers - 59 GPM 224L/m maximum				\$1,838.00
420400	Hi-Flow hydraulic system 75 GPM 282 L/m TwinFlow™ Hydraulic System Independent PFC pump supplies the number 4, 5 and 6 remotes. Includes high capacity oil cooler.				\$3,736.00

**MAGNUM 340
US PRICE LIST**

(Ex Works Racine, WI)

REAR REMOTE VALVES

SD T8270 REAR REMOTES

	420402	4_electric remotes Includes 4 paddles (#1-4 w/paddles or #1 on Multi Function Handle)			No Charge
	420403	5_electric remotes Includes 4 paddles (#1-4 with paddles, #5 on Multi Function Handle)			\$1,622.00
	424826	6_electric remotes Includes 6 paddles (#1-6 w/paddles or #1 on Multi Function Handle)			\$3,113.00
	429381	4 Remotes wJoystick Includes 3 paddles and Joystick (#1-3 with paddles, #4 with Joystick or #1 on Multi Function Handle, #1-4 Configurable to Joystick)			\$773.00
	429382	5 Remotes wJoystick Includes 3 paddles and Joystick (#1-3 with paddles, #4-5 with Joystick or #1 on Multi Function Handle)			\$2,395.00
	429383	6 Remotes wJoystick Includes 3 paddles and Joystick (#1-3 with paddles, #4-6 with Joystick or #1 on Multi Function Handle)			\$3,885.00

POWER BEYOND

SD T8278 HYDRAULICS

	429325	Hydraulic return valve with case drain			No Charge
	429324	Power Beyond-motor retrn valve 3/4 in. motor return valve and 3/8 in. case drain			\$538.00

PTO

REAR PTO

SD T8010 PTO

	420604	1000 RPM PTO shaft 1-3/4 in. diameter			No Charge
	420603	PTO, 540 and 1000 RPM 1-3/8" and 1000 RPM 1-3/4 in. Interchangeable shafts 3 shafts			\$2,962.00

**MAGNUM 340
US PRICE LIST**

(Ex Works Racine, WI)

FRONT AXLE

SD T3330 FRONT AXLE/DRIVE ENGAGE

	420277	Class 5 Standard Axle Front axle with electronic differential lock, 12 bolt hub. Capable of 120 in./3 m tread spacing for controlled traffic farming. May have tire or weight limitations. See Dealer Portal.			No Charge
	429199	Class 5 Suspended Axle Front axle with electronic differential lock, 12 bolt hub. Capable of 120 in./3 m tread spacing for controlled traffic farming. May have tire or weight limitations. See Dealer Portal.			\$10,263.00

FRONT WHEELS AND TIRES

SINGLES

SD T4940 FRONT WHEELS AND TIRES

	XT4940X	No singles ordered Assumes duals are ordered Cannot be ordered with No Front Duals (XT4942X) Match Tires to Intended Application - refer to applicable tire manufacturer's handbook for load carrying capacities and additional application information. Tire Brand Preference or No Tire Brand Preference option MUST BE SELECTED FROM OTHER EQUIPMENT SECTION.			No Charge
Firestone Tires R1 Tread					
	8876454	380/85R34 137A8/B R1 FI Radial All Traction FWD™			(\$1,182.00)
	8878454	420/90R30 142A8/B R1 FI Radial All Traction FWD™			(\$1,153.00)
Firestone Tires R1W Tread					
	8887654	320/85R38 143A8/B R1W FI Radial 9000™			\$411.00
	8876654	380/85R34 137A8/B R1W FI Radial All Traction DT™			(\$840.00)
	8872454	380/80R38 142A8/B R1W FI Radial All Traction DT™			(\$105.00)
	8801854	420/85R34 147A8/B R1W FI Radial All Traction DT™			No Charge
	8897854	IF420/85R38 153 R1W FI Radial All Traction DT™ CVT only			\$1,647.00

**MAGNUM 340
US PRICE LIST**

(Ex Works Racine, WI)

	8863654	420/90R30 145A8/B R1W FI Radial All Traction DT™			(\$1,019.00)
	8855654	480/70R30 152A8/B R1W FI Radial All Traction DT™			(\$613.00)
	8854554	480/70R34 155A8/B R1W FI Radial 9000™			\$231.00
	8860654	600/65R28 147A8/B R1W FI Radial All Traction DT™			\$499.00
	8882554	600/70R30 152A/B R1W FI. Radial All Traction DT™			\$1,123.00
Goodyear Tires R1 Tread					
	8848404	380/85R30 135A8/B R1 GY UltraTorque™ Radial			(\$1,378.00)
	8876404	380/85R34 137A8/B R1 GY UltraTorque™ Radial			(\$893.00)
	8878404	420/90R30 142A8/B R1 GY UltraTorque™ Radial			(\$1,112.00)
Goodyear Tires R1W Tread					
	8887604	320/85R38 143A8/B R1W GY DT800™ Radial			\$341.00
	8898444	320/80R42 141A8/B R1W GY DT800™ Radial			\$691.00
	8863604	16.9R30 144A8/B R1W GY Super Traction™ Radial			(\$961.00)
	8876644	380/85R34 137A8/B R1W GY DT800™ Radial			(\$929.00)
	8872444	380/80R38 142A8/B R1W GY DT800™ Radial			\$10.00
	8897644	380/80R42 150B R1W GY DT800™ Radial CVT only			\$1,580.00
	8801844	420/85R34 147A8/B R1W GY Super Traction™ Radial			\$231.00
	8897744	420/85R38 149B R1W GY DT806™ Radial CVT only			\$1,384.00
	8855604	480/70R30 152A8/B R1W GY DT810™ Radial			(\$489.00)
	8854504	480/70R34 146A8/B R1W GY DT810™ Radial			\$188.00
	8893541	540/65R34 145A8/B R1W GY DT818™ Radial			\$855.00
	8860604	600/65R28 147A8/B R1W GY DT824 OPTITRAC™ Radial			\$135.00
	8882541	600/70R30 152A8/B R1W GY DT820™ Radial			\$1,061.00

**MAGNUM 340
US PRICE LIST**

(Ex Works Racine, WI)

8870844	620/75R30 163D R+ R1W GY Optitrac™ R+ Radial CVT Only			\$5,477.00
Goodyear Tires R2 Tread				
8263504	16.9R30 3 Star R2 GY Special Sure Grip™ TD8 Radial			\$699.00
8879344	480/85R30 147A8 R2 GY Special Sure Grip™ TD8 Radial			\$172.00
Michelin Tires R1W Tread				
8876434	380/85R34 137A8/B R1W MI Agribib® Radial			(\$801.00)
8872434	380/80R38 142A8/B R1W MI Agribib® Radial			(\$91.00)
8801834	420/85R34 R1W 142B MI Agribib® Radial			\$259.00
8802034	VF420/85R34 R1W MI YieldBib®			\$408.00
8878434	420/90R30 147A8/B R1W MI Agribib® Radial			(\$861.00)
8854534	480/70R34 143D R1W MI Omnibib™ Radial			\$349.00
8893531	540/65R34 145D R1W MI Multibib™ Radial			\$632.00
8860531	600/65R28 147A8/B R1W MI XM28™ Radial			\$2,530.00
8830801	600/70R30 159D R1W MI Axiobib® Radial			\$3,570.00
8882531	600/70R30 152A8/B R1W MI MachXbib® Radial			\$1,308.00
8870934	IF620/75R30 163D R1W MI Axiobib CVT only			\$5,658.00
Mitas Tires R1W Tread				
8876484	380/85R34 146A8/B R1W CO MT ContiContract AC 85			(\$1,388.00)
8872484	380/80R38 142A8/B R1W CO MT ContiContract AC 85			(\$420.00)
8801884	420/85R34 147A8/B R1W CO MT ContiContract AC 85			(\$352.00)
8854584	480/70R34 143D/146A8 R1W CO MT HC 70			(\$400.00)
8860584	600/65R28 147D/150A8 R1W COMT ContiContract AC 65			\$131.00
8882584	600/70R30 152D/155A8 R1W CO MT CVT only			\$431.00
8886584	750/55R30 R1W 162D MT SVT			\$2,215.00

**MAGNUM 340
US PRICE LIST**

(Ex Works Racine, WI)

Titan Tires R1 Tread					
	8876464	380/85R34 137A8/B R1 TI Hi Traction Lug Radial			(\$840.00)
Titan Tires R1W Tread					
	8872404	380/80R38 142A8/B R1W TI AG49M Radial			\$10.00
	8801864	420/85R34 147A8/B R1W TI AG49M Radial			\$231.00
Trelleborg Tires R1W Tread					
	8801824	420/85R34 142A8/139B R1W TR TM600			\$231.00
	8854514	480/70R34 R1W TR TM700			\$231.00
	8886624	710/60R30 R1W 162D T TM900 High Power			\$3,028.00

DUALS

SD T4942 DUAL TIRES

	XT4942X	No duals Assumes singles are ordered Cannot be ordered with No Front Singles (XT4940X) FRONT DUAL WHEELS INCLUDE 16 IN. SPACER Match Tires to Intended Application - refer to applicable tire manufacturer's handbook for load carrying capacities and additional application information. Tire Brand Preference or No Tire Brand Preference option MUST BE SELECTED FROM OTHER EQUIPMENT SECTION.			No Charge
Goodyear Tires R1 Tread					
	8258407	380/85R30 135A8/B R1 GY UltraTorque™ Radial			\$3,868.00
	8876407	380/85R34 137A8/B R1 GY UltraTorque™ Radial			\$5,345.00
	8277407	420/90R30 142A8/B R1 GY UltraTorque™ Radial			\$4,192.00
Firestone Tires R1 Tread					
	8876457	380/85R34 137A8/B R1 FI Radial All Traction FWD™			\$5,225.00
	8277457	420/90R30 142A8/B R1 FI Radial All Traction FWD™			\$4,316.00
Firestone Tires R1W Tread					
	8887657	320/85R38 143A8/B R1W FI Radial 9000™			\$6,666.00
	8876557	380/85R34 137A8/B R1W FI Radial All Traction DT™			\$5,603.00
	8872457	380/80R38 142A8/B R1W FI Radial All Traction DT™			\$6,939.00

**MAGNUM 340
US PRICE LIST**

(Ex Works Racine, WI)

	8801857	420/85R34 147A8/B R1W FI Radial All Traction DT™			\$7,254.00
	8277557	420/90R30 145A8/B R1W FI Radial All Traction DT™			\$4,328.00
	8897857	IF420/85R38 153B R1W FI Radial All Traction DT™ CVT Only			\$11,534.00
	8855557	480/70R30 152A8/B R1W FI Radial All Traction DT™			\$5,430.00
	8854557	480/70R34 155A8/B R1W FI Radial 9000™			\$7,359.00
Goodyear Tires R1W Tread					
	8887607	320/85R38 143A8/B R1W GY DT800™ Radial			\$6,747.00
	8898447	320/80R42 141A8/B R1W GY DT800™ Radial			\$9,072.00
	8897647	380/80R42 150B R1W GY DT800™ Radial CVT Only			\$11,272.00
	8876547	380/85R34 137A8/B R1W GY DT800™ Radial			\$5,291.00
	8872447	380/80R38 142A8/B R1W GY DT800™ Radial			\$7,594.00
	8801847	420/85R34 147A8/B R1W GY Super Traction™ Radial			\$7,959.00
	8897747	420/85R38 149B R1W GY Optitrac DT806™ Radial CVT Only			\$10,998.00
	8277507	16.9R30 144A8/B R1W GY Super Traction™ Radial			\$4,619.00
	8855507	480/70R30 152A8/B R1W GY DT810™ Radial			\$6,522.00
	8854507	480/70R34 146A8/B R1W GY DT810™ Radial			\$7,921.00
	8893447	540/65R34 145A8/B R1W GY DT818™ Radial			\$8,474.00
Goodyear Tires R2 Tread					
	8277647	16.9R30 3 Star R2 GY Special Sure Grip™ TD8 Radial			\$8,365.00
	8880344	480/85R30 147A8 R2 GY Special Sure Grip™ TD8 Radial			\$7,120.00
Michelin Tires R1W Tread					
	8876437	380/85R34 137A8/B R1W MI Agribib® Radial			\$5,491.00
	8872437	380/80R38 142A8/B R1W MI Agribib® Radial			\$6,607.00
	8878537	420/90R30 147A8/B R1W MI Agribib® Radial			\$3,847.00

**MAGNUM 340
US PRICE LIST**

(Ex Works Racine, WI)

	8801837	D420/85R34 R1W 142B MI Agribib® Radial			\$7,390.00
	8802037	VF420/85R34 R1W MI YieldBib®			\$9,433.00
	8854537	480/70R34 143D R1W MI Omnibib™ Radial			\$7,480.00
	8893437	540/65R34 145D R1W MI Multibib™ Radial			\$8,221.00
Mitas Tires R1W Tread					
	8897487	380/85R34 146A8/B R1W CO MT ContiContract AC 85			\$4,587.00
	8872487	380/80R38 142A8/B R1W CO MT ContiContract AC 85			\$6,288.00
	8801887	420/85R34 147A8/B R1W CO MT ContiContract AC 85			\$6,813.00
	8854587	480/70R34 143D/146A8 R1W CO MT ContiContract AC 70T			\$6,624.00
Titan Tires R1 Tread					
	8876467	380/85R34 137A8/B R1 TI Hi Traction Lug Radial			\$5,439.00
Titan Tires R1W Tread					
	8872407	380/80R38 142A8/B R1W TI AG49M Radial			\$7,594.00
	8801867	420/85R34 147A8/B R1W TI AG49M Radial			\$7,695.00
Trelleborg Tires R1W Tread					
	8801827	420/85R34 142A8/139B R1W TR TM600			\$7,341.00
	8854527	480/70R34 143A8/B R1W TR TM700			\$7,921.00

REAR AXLE

SD T4810 REAR AXLE

	420219	Rear axle 4.5in. dia. x120 in.			No Charge
--	--------	--------------------------------	--	--	-----------

**MAGNUM 340
US PRICE LIST**

(Ex Works Racine, WI)

REAR WHEELS AND TIRES

SINGLES

SD T4950 REAR WHEELS AND TIRES

	XT4950X	No singles ordered Assumes duals are ordered Cannot be ordered with No Rear Duals (XT4952X) Match Tires to Intended Application - refer to applicable tire manufacturer's handbook for load carrying capacities and additional application information. Tire Brand Preference or No Tire Brand Preference option MUST BE SELECTED FROM OTHER EQUIPMENT SECTION.			No Charge
Firestone Tires R1 Tread					
	8366454	480/80R46 158A8/B R1 FI Radial All Traction™ 23° Must be used with customer supplied duals.			(\$11,601.00)
Firestone Tires R1W Tread					
	8991404	480/80R46 158A8/B R1W FI Radial Deep Tread 23° Must be used with customer supplied duals.			(\$11,491.00)
	8916454	480/80R50 159A8/B R1W FI Radial Deep Tread 23°			(\$9,164.00)
	8968554	520/85R46 158A8/B R1W FI Radial Deep Tread 23°			(\$9,803.00)
	8965554	620/70R42 160A8/B R1W FI Radial All Traction DT™			(\$8,673.00)
	8992554	710/70R38 166A8/B R1W FI Radial All Traction DT™			(\$8,444.00)
	8994554	710/70R42 168A8/B R1W FI Radial All Traction DT™			(\$7,918.00)
Goodyear Tires R1W Tread					
	8991444	480/80R46 158A8/B R1W GY Super Traction™ Radial Must be used with customer supplied duals.			(\$11,043.00)
	8916444	480/80R50 159A8/B R1W GY Super Traction™ Radial			(\$11,457.00)
	8968504	520/85R46 158A8/B R1W GY Super Traction™ Radial			(\$10,186.00)
	8965504	620/70R42 160A8/B R1W GY DT820™ Radial			(\$9,159.00)
	8992504	710/70R38 166A8/B R1W GY DT824™ Radial			(\$8,234.00)
	8994504	710/70R42 173A8/B R1W GY DT824 OPTITRAC™ Radial			(\$8,024.00)

**MAGNUM 340
US PRICE LIST**

(Ex Works Racine, WI)

	8973544	710/75R42 175D R1W GY Optitrac R+ Radial™ CVT Only			(\$3,256.00)
	8918444	800/70R38 173A8/B R1W GY DT820™ Radial			(\$7,896.00)
Michelin Tires R1W Tread					
	8991434	480/80R46 158A8/B R1W MI Agribib® Radial			(\$10,328.00)
	8916434	480/80R50 159A8/B R1W MI Agribib® Radial			(\$10,612.00)
	8968534	520/85R46 158A8/B R1W MI Agribib® Radial			(\$8,668.00)
	8902434	620/70R46 162A8/B R1W MI XM28™ Radial			(\$5,122.00)
	8994534	710/70R42 173A8/B R1W MI MachXbib® Radial			(\$6,068.00)
	8973634	IF710/75R42 176D R1W MI AxioBib® Radial CVT Only			\$1,546.00
	8918434	800/70R38 173A8/B R1W MI MachXbib® Radial			(\$5,175.00)
	8934634	IF900/60R42 180D R1W MI AxioBib® Radial CVT Only			\$2,488.00
Mitas Tires R1W Tread					
	8977584	650/85R38 173D/176A8 R1W CO MT SVT			(\$7,940.00)
	8992484	710/70R38 166D/169A8 R1W CO MT SVT			(\$9,220.00)
	8992684	710/70R42 173D/176A8 R1W CO MT SVT			(\$8,484.00)
	8936584	900/60R38 R1W 172D MT SVT			\$492.00
Trelleborg Tires R1W Tread					
	8936624	900/60R38 R1W 178D T TM900 High Power			\$1,185.00

**MAGNUM 340
US PRICE LIST**

(Ex Works Racine, WI)

DUALS

SD T4952 REAR DUAL WH AND TIRES

	XT4952X	No rear duals Assumes singles are ordered Cannot be ordered with No Rear Singles (XT4950X)			No Charge
REAR DUALS INCLUDE DUAL HUBS AND WIDE MARKER LIGHTS					
Match Tires to Intended Application - refer to applicable tire manufacturer's handbook for load carrying capacities and additional application information. Tire Brand Preference or No Tire Brand Preference option MUST BE SELECTED FROM OTHER EQUIPMENT SECTION.					
Firestone Tires R1 Tread					
	8466454	480/80R46 158A8/B R1 FI Radial All Traction™ 23°			(\$5,542.00)
	8489454	520/85R42 157A8/B R1 FI Radial All Traction™ 23°			(\$4,506.00)
Firestone Tires R1W Tread					
	8461654	320/90R54 149A8/B R1W FI Radial All Traction DT™ adj. steel wheels			(\$2,583.00)
	8491554	380/90R50 151A8/B R1W FI Radial 9000™ adj. steel wheels			(\$2,150.00)
	8496554	380/90R54 152A8/B R1W FI Radial 9000™			(\$504.00)
	8491454	480/80R46 158A8/B R1W FI Radial Deep Tread 23°			(\$4,602.00)
	8416454	480/80R50 159A8/B R1W FI Radial Deep Tread 23°			No Charge
	8401954	IF480/95R50 165B R1W FI Radial Deep Tread 23° For CVT Transmission only Minimum tread setting: Magnum 380 – 60" Magnum 250-340 – 68" Cannot achieve 30" row spacing on Magnum 250, 280, 310 or 340			\$11,186.00
	8489354	520/85R42 157A8/B R1W FI Radial Deep Tread 23°			(\$3,991.00)
	8468554	520/85R46 158A8/B R1W FI Radial Deep Tread 23°			(\$1,628.00)
	8465654	620/70R42 160A8/B R1W FI Radial All Traction DT™			\$1,816.00

**MAGNUM 340
US PRICE LIST**

(Ex Works Racine, WI)

	8492554	710/70R38 166A8/B R1W FI Radial All Traction DT™ Requires 13" or 15" spacer for 4"4.5" axle 380 Only - Requires 15" spacer Order from Other Equipment section			\$2,791.00
	8494554	710/70R42 168A8/B R1W FI Radial All Traction DT™ Requires 13" or 15" spacer for 4"4.5" axle 380 Only - Requires 15" spacer Order from Other Equipment section			\$4,774.00
Goodyear Tires R1 Tread					
	8441404	420/80R46 151A8/B R1 GY UltraTorque™ Radial			(\$4,931.00)
	8462540	480/80R46 158A8/B R1 GY UltraTorque™ Radial			(\$5,002.00)
	8466444	480/80R46 158A8/B R1 GY Dyna Torque Radial			(\$4,387.00)
	8489404	520/85R42 157A8/B R1 GY UltraTorque™ Radial			(\$4,972.00)
Goodyear Tires R1W Tread					
	8461604	320/90R54 149A8/B R1W GY DT800™ Radial adj. steel wheel			(\$2,825.00)
	8491544	380/90R50 151A8/B R1W GY DT800™ Radial adj. steel wheels			(\$1,891.00)
	8496544	380/90R54 152A8/B R1W GY DT800™ Radial			(\$244.00)
	8491444	480/80R46 158A8/B R1W GY Super Traction™ Radial			(\$3,457.00)
	8416444	480/80R50 159A8/B R1W GY Super Traction™ Radial			(\$863.00)
	8401844	480/95R50 164B R1W GY DT800™ Radial For CVT Transmission only Minimum tread setting: Magnum 380 – 60" Magnum 250-340 – 68" Cannot achieve 30" row spacing on Magnum 250, 280, 310 or 340			\$1,192.00
	8489304	520/85R42 157A8/B R1W GY Super Traction™ Radial			(\$3,935.00)
	8468504	520/85R46 158A8/B R1W GY Super Traction™ Radial			(\$1,803.00)
	8465604	620/70R42 160A8/B R1W GY DT820™ Radial			\$1,433.00

**MAGNUM 340
US PRICE LIST**

(Ex Works Racine, WI)

8492504	710/70R38 166A8/B R1W GY DT824™ Radial Requires 13" or 15" spacer for 4"/4.5" axle 380 only - Requires 15" spacer Order from Other Equipment section			\$3,479.00
8494504	710/70R42 173A8/B R1W GY DT824 OPTITRAC™ Radial Requires 13" or 15" spacer for 4"/4.5" axle 380 only - Requires 15" spacer Order from Other Equipment section			\$5,560.00
8492144	710/75R42 175D R1W GY Optitrac R+™ Radial For CVT transmission only Requires 13" or 15" spacer for 4"/4.5" axle 380 Only - Requires 15" spacer Order from Other Equipment section			\$18,188.00
8418444	800/70R38 173A8/B R1W GY DT820™ Radial Requires 15" spacer for 4"/4.5" axle 380 Only - Requires 13" and 5" spacer Order 13" from Other Equipment section and 5" as attachment			\$7,573.00
Goodyear Tires R2 Tread				
8466544	18.4R46 3 Star R2 GY Special Sure Grip™ TD8 Radial			(\$2,772.00)
8489444	520/85R42 157A8/B R2 GY Special Sure Grip™ TD8 Radial			(\$2,591.00)
8596544	520/85R46 158A8 R2 GY Special Sure Grip™ TD8 Radial Requires wide fenders.			(\$1,393.00)
Michelin Tires R1W Tread				
8491434	480/80R46 158A8/B R1W MI Agribib® Radial			(\$2,653.00)
8416434	480/80R50 159A8/B R1W MI Agribib® Radial			\$105.00
8416534	VF480/80R50 R1W MI YieldBib®			\$8,594.00
8467434	520/85R42 157A8/B R1W MI Agribib® Radial			(\$2,259.00)
8468534	520/85R46 155A8/B R1W MI Agribib® Radial			\$1,395.00
8401734	620/70R46 162A8/B R1W MI XM28™ Radial			\$7,784.00
8494534	710/70R42 173A8/B R1W MI MachXbib® Radial Requires 13" or 15" spacer for 4"/4.5" axle 380 Only - Requires 15" spacer Order from Other Equipment section			\$8,545.00

**MAGNUM 340
US PRICE LIST**

(Ex Works Racine, WI)

	8492214	IF710/75R42 176D R1W MI Axiobib® Radial Requires 13" or 15" spacer for 4"4.5" axle 380 Only - Requires 15" spacer Order from Other Equipment section			\$23,542.00
	8418434	800/70R38 173A8/B R1W MI MachXbib® Radial Requires 15" spacer for 4"4.5" axle 380 Only - Requires 13" and 5" spacer Order 13" from Other Equipment section and 5" as attachment			\$9,746.00
Mitas Tires R1W Tread					
	8491484	480/80R46 158A8/B R1W CO MT ContiContract AC 85			(\$5,017.00)
	8416484	480/80R50 159A8/B R1W CO MT ContiContract AC 85			(\$1,731.00)
	8468584	520/85R46 158A8/155B R1W CO MT ContiContract AC 85			(\$2,265.00)
	8477584	650/85R38 173D/176A8 R1W CO MT SVT Requires 13" or 15" spacer for 4"4.5" axle			\$6,212.00
	8492484	710/70R38 166D/169A8 R1W CO MT SVT Requires 13" or 15" spacer for 4"4.5" axle 380 Only - Requires 15" spacer Order from Other Equipment section			\$1,630.00
	8494584	710/70R42 173D/176A8 R1W CO MT SVT Requires 13" or 15" spacer for 4"4.5" axle 380 Only - Requires 15" spacer Order from Other Equipment section			\$3,513.00
Titan Tires R1 Tread					
	8498464	480/80R46 158A8/B R1 TI Hi Traction Lug Radial			(\$5,421.00)
Titan Tires R1W Tread					
	8416404	480/80R50 159A8/B R1W TI AG49M Radial			(\$863.00)
	8468564	520/85R46 158A8/B R1W TI AG49M Radial			(\$2,013.00)
Trelleborg Tires R1W Tread					
	8416424	480/80R50 159D R1W TR TM600			\$5,040.00

**MAGNUM 340
US PRICE LIST**

(Ex Works Racine, WI)

FENDERS

FRONT FENDERS

SD T8740 FRONT FENDERS

	XT8740X	Standard less front fenders			No Charge
	420235	MFD front narrow fenders Required with 480 and narrower tires			\$1,428.00
	420233	MFD wide front fenders Required with 540 and wider tires			\$1,680.00
	429361	MFD Extra Wide Fnders Required for 750 and wider tires			\$2,003.00

REAR FENDERS

SD T8700 FENDERS

	420050	Standard 86.6 in./2200 mm Includes rear hitch controls			No Charge
	420362	Wide 100.4 in./2550 mm Includes Auto PTO function and fender-mounted hitch and PTO controls with hitch option			\$1,101.00
	420053	Extra Wide 108.3 in./2750 mm Includes Auto PTO function and fender-mounted hitch and PTO controls with hitch option			\$1,774.00

OTHER EQUIPMENT

SD T8512 TIRE BRAND CHOICE

	420990	No tire brand preference A tire from existing tire inventory will be installed. This could include the selection you made in front/rear, Single/Dual sections, or the same tire size in Firestone, Goodyear, Titan, Michelin, or Continental/Mitas. Actual tire installed will be invoiced. Availability of brands vary by size.			No Charge
	429995	Tire brand preference Tire brands are subject to availability. If the Tire Brand Preference code is ordered, the plant will install the brand selected.			\$1,721.00

FRONT BALLAST

SD T2150 FRONT BALLAST

	XT2150X	Standard less front ballast DO NOT EXCEED TIRE OR AXLE CAPACITY			No Charge
--	---------	---	--	--	-----------

**MAGNUM 340
US PRICE LIST**

(Ex Works Racine, WI)

420346	Front weight frame only 520 lbs./236 kg			\$716.00
429360	FWF and 6 Front Weights front weight frame and 6 front weights			\$1,421.00
420349	FWF and 10 front weights front weight frame and 10 front weights Not available with Class 4.5 front Axle			\$1,892.00
420395	FWF and 18 front weights Large front weight frame and 18 front weights, 2640 lb/1200 kg Not available with Class 4.5 front Axle			\$2,847.00
429196	FWF and 18x120 front wts Large front weight frame and 18-120 lb/54 kg front weights. Only available with Class 5 front Axles			\$3,370.00

REAR BALLAST

SD_T4961 REAR BALLAST

XT4961X	Standard less rear ballast DO NOT EXCEED TIRE OR AXLE CAPACITY			No Charge
429287	Rear wheel weights -1000 lb inner 2 x 500 lb.			\$1,057.00
420256	Rear wheel weights - 2000 lb. inner 2 x 1000 lb.			\$2,116.00
420258	Rear wheel weights - 3000 lb. Duals - inner 2 x 1000 lb. + outer 2 x 500 lb. Singles - 2 x 1000 lb. + 2 x 500 lb.			\$3,172.00
429289	Rear wheel weights - 4000 lb. with duals only inner 2 x 1000 lb. + outer 2 x 1000 lb.			\$4,230.00
429288	Rear wheel weights - 5000 lb. with duals only inner 2 x 500 lb. + inner 2 x 1000 lb. + outer 2 x 1000 lb.			\$5,289.00
429363	Rear wheel weights -5500 lb Rear Wheel Weight - 5500 lbs/2500 kg (2qty x1000lb + 2qty x1750lb) For use on Singles Rear only			\$5,936.00
429291	Rear wheel weights - 6000 lb. with duals only inner 2 x 500 lb. + inner 2 x 1000 lb.+ outer 2 x 500 lb. + outer 2 x 1000 lb.			\$6,346.00
429364	Rear wheel weights - 7500 lb Rear Wheel Weights - 7500 lbs/3402 kg (4x1000lb + 2x1750lb) For Dual Rears only			\$7,922.00

**MAGNUM 340
US PRICE LIST**

(Ex Works Racine, WI)

ADDITIONAL EQUIPMENT

SD_T5901 WHEEL SPACERS

	XT5901X	Std less rear wheel spacers			No Charge
	420801	Rear wheel spacers-5 in. each dual spacers			\$948.00
	420802	Rear wheel spacers-10 in. each dual spacers			\$1,250.00
	420803	Rear wheel spacers-13 in. each dual spacers			\$1,273.00
	420876	Rear wheel spacers-15 in. each dual spacers			\$2,011.00

OPERATOR'S MANUAL

SD_T9840 COUNTRY CONFIGURATION

	420701	North American English			No Charge
	420702	French Canadian			No Charge
	429351	North American Spanish			No Charge

**MAGNUM 340
US PRICE LIST**

(Ex Works Racine, WI)

Factory Supplied Attachments

Order Code	Description	Weight	List Price
------------	-------------	--------	------------

Front and Rear Weights

719667036	Frnt Weight Bracket Front Weight Bracket ONLY Large (18 Segment Capacity) For 18 120lb Weights	520 LB	\$716.00
719671016	Front weight, 1800 lb/816 kg 18qty - MX Magnum Style Weights with Hardware	1,840 LB	\$2,402.00
719671026	Front Hvy Wgt 18x120lb = 2160lb/980kg Front 18qty x 120 lb. segments - with hardware Total 2,160lb / 980kg Does not include front weight bracket Requires 719667036 - Front Weight Bracket	2,160 LB	\$2,973.00
47439409	Pair of 1000lb HD rear wheel weights 2000 lbs - 2 X 1000 lb weights For 480/95 and 710/75 R42 rims only	2,000 LB	\$2,215.00
47439410	Pair of 1750lb HD rear wheel weights 3500 lbs - 2 X 1750 lb weights For 480/95 and 710/75 R42 rims only	3,500 LB	\$3,451.00
719672006	Rear wheels weights Rear Wheel Weights, 1 pair (200 lb./91 kg.) Must be ordered from the Racine Plant	440 LB	\$576.00
719673006	Rear wheels weights Rear Wheel Weights, 1 pair (500 lb./227 kg.) Must be ordered from the Racine Plant	1,025 LB	\$1,025.00
719674006	Rear wheel weights Rear Wheel Weights, 1 pair (1,000 lb./453 kg.) Must be ordered from the Racine Plant	2,090 LB	\$2,002.00

Front Single Wheels W/ Tires

318536A1FS	600/65R28 R1W 147A8 FI Firestone Radial All Traction DT	135 LB	\$5,630.00
318536A1GY	600/65R28 147A8 - R1W Goodyear DT820 Radial	1,000 LB	\$7,886.00
318536A1MI	600/65R28 R1W 147A8 TL Michelin XM28 Radial	135 LB	\$6,050.00
86993605	600/70R30 R1W 152A8 TL GY Goodyear DT820 Radial	1,200 LB	\$6,421.00
86993606	600/70R30 R1W 153A8 TL MI Michelin MachXbib Radial	135 LB	\$6,441.00

Front Dual Wheels W/ Tires

318578A1FS	320/85R38 143A8/B - R1W Firestone Radial 9000™ Does not include wheel spacers.	790 LB	\$8,591.00
318578A1GY	320/85R38 143A8/B - R1W Goodyear DT800™ Radial Does not include wheel spacers.	790 LB	\$8,526.00

**MAGNUM 340
US PRICE LIST**

(Ex Works Racine, WI)

	399021A1GY	320/80R42 R1W 141A8 TL GY Goodyear DT800 Radial Does not include wheel spacers.	1,420 LB		\$10,738.00
	47451260	VF 420/85R34 R1W 154B (Michelin YieldBi Michelin Yieldbib™ Does not include wheel spacers.	1,000 LB		\$7,189.00
	318574A1FS	380/85R34 137A8/B - R1 Firestone Radial All Traction FWD™ Does not include wheel spacers.	935 LB		\$4,809.00
	318574A1GY	380/85R34 137A8/B - R1 Goodyear UltraTorque™ Radial Does not include wheel spacers.	860 LB		\$5,318.00
	84593148	420/85R34 R1W 142B Michelin Agribib Michelin Agribib Does not include wheel spacers.	858 LB		\$6,176.00
	398788A1GY	380/85R34 137A8/B - R1W Goodyear DT800™ Radial Does not include wheel spacers	780 LB		\$5,204.00
	370431A1MI	380/85R34 137A8/B - R1W Michelin AGRIBIB® Radial Does not include wheel spacers.	12 LB		\$7,249.00
	47357261	380/80R38 R1W 142B Firestone Radial All Firestone Radial All Traction DT Does not include wheel spacers.	1,000 LB		\$6,739.00
	349226A1GY	380/80R38 142A8/B - R1W Goodyear DT800™ Radial Does not include wheel spacers.	960 LB		\$6,585.00
	47357581	380/80R38 R1W 142B Michelin Agribib Michelin Agribib Does not include wheel spacers	875 LB		\$6,057.00
	47357602	380/80R38 R1W 142B Titan AG49M Radial Titan AG49M Radial Does not include wheel spacers.	924 LB		\$6,878.00
	47357616	380/80R38 R1W 142B Mitas AC85 Mitas AC85 Does not include wheel spacers	888 LB		\$6,411.00
	318569A1GY	16.9R30 144A8/B - R1W Goodyear Super Traction™ Radial Does not include wheel spacers.	800 LB		\$4,831.00
	318571A1GY	16.9R30 3 Star - R2 Goodyear Special Sure Grip TD8™ Radial Does not include wheel spacers.	940 LB		\$6,462.00
	318538A1FS	420/90R30 142A8/B - R1 Firestone Radial All Traction FWD™ Does not include wheel spacers.	740 LB		\$4,428.00
	318538A1GY	420/90R30 142A8/B - R1 Goodyear UltraTorque™ Radial Does Not include wheel spacers.	740 LB		\$5,009.00
	318569A1FS	420/90R30 145A8/B - R1W Firestone Radial All Traction DT™ Does not include wheel hubs or spacers.	800 LB		\$4,724.00
	318569A1MI	420/90R30 147A8/B - R1W Michelin AGRIBIB® Radial Does not include wheel spacers.	800 LB		\$5,314.00

**MAGNUM 340
US PRICE LIST**

(Ex Works Racine, WI)

	47364080	480/70R34 R1W 146B Titan AG49M Radial Titan AG49M Radial Does Not include wheel spacers.	970 LB		\$7,088.00
	47363659	480/70R34 R1W 143D Mitas HC70 Mitas HC70 Does not include wheel spacers	980 LB		\$6,226.00
	47357930	420/85R34 R1W 147B Firestone Radial All Firestone Radial All Traction DT Does not include wheel spacers	1,000 LB		\$6,898.00
	47357919	420/85R34 R1W 147B Goodyear Super Tracti Goodyear Super Traction Radial Does not include wheel spacers	1,000 LB		\$7,466.00
	47358297	420/85R34 R1W 147B Titan AG49M Radial Titan AG49M Radial Does not include wheel spacers	858 LB		\$7,126.00
	318572A1FS	480/70R30 152A8/B - R1W Firestone Radial All Traction DT™ Does not include wheel spacers.	960 LB		\$5,821.00
	47358369	420/85R34 R1W 147B Mitas AC85 Mitas AC85 Does not include wheel hubs or spacers.	858 LB		\$6,485.00
	318572A1GY	480/70R30 152A8/B - R1W Goodyear DT810™ Radial Does not include wheel spacers	990 LB		\$5,827.00
	318576A1FS	480/70R34 155A8/B - R1W Firestone Radial 9000™ Does not include wheel spacers.	990 LB		\$6,246.00
	318576A1GY	480/70R34 146A8/B - R1W Goodyear DT810™ Radial Does not include wheel spacers.	990 LB		\$6,526.00
	318576A1MI	480/70R34 143D -R1W Michelin Omnibib™ Radial Does not include wheel spacers.	990 LB		\$6,921.00
	86993608	480/85R30 147A8 - R2 Goodyear Special Sure Grip™ TD8 Radial. Does not include wheel spacers.	900 LB		\$7,956.00
	356487A1GY	540/65R34 145A8/B - R1W Goodyear DT820™ Radial Does not include wheel spacers.	250 LB		\$8,357.00
	86993607	540/65R34 145D - R1W Michelin Multibib™ Radial Does not include wheel spacers.	1,030 LB		\$8,644.00

3PT, Drawbar, PTO & FHPTO Kit

	719664026	Attachment, Front Hitch Only - CaseIH	825 LB		\$7,456.00
	84409148	Front Hitch Trans Tubing Kit Front Hitch Transmission Tubing Kit Required for tractors that are not factory ordered as Front Hitch Ready to be able to install Front Hitch	150 LB		\$713.00
	84409151	Front PTO Cmpltn Kit - CIHEUR European Style CCW rotation Tractor must be Front PTO ready with Front hitch installed. New code: 47539236 will replace current code.	385 LB		\$11,015.00

**MAGNUM 340
US PRICE LIST**

(Ex Works Racine, WI)

84409150	Front PTO Cmpltn Kit - CIHROW North America CW rotation Tractor must be Front PTO ready with Front hitch installed. New code: 47539225 will replace current code.	385 LB		\$11,015.00
84402088	KIT, Hyd Front Axle Saddle Susp Completn Hydraulic Front Axle Saddle Suspension Completion kit for Front Hitch	135 LB		\$816.00
710829056	Kit, Hitch Rdy Cmpltn Cat4 Magnum 280 - 380	2,000 LB		\$9,470.00
84315861	KIT,Hydraulic TopLink-Ball Cat 3/4 Cat 3, use on Cat3 & Cat4 hitches w/out quick coupler Includes new main valve assembly and Hyd top link / lift link dedicated valve	185 LB		\$2,949.00
84315904	KIT, Hydraulic Lift Link Includes new main valve assembly and Hyd top link / lift link dedicated valve	265 LB		\$3,734.00

Rear Dual and Triple w/ Tires

398451A1GY	380/90R54 152A8/B - R1W Goodyear DT800™ Radial Does not include wheel hubs or spacers.	1,730 LB		\$12,848.00
349225A1GY	480/80R50 159A8/B - R1W Goodyear Super Traction™ Radial Does not include wheel hubs or spacers.	1,870 LB		\$10,917.00
87423470	480/80R50 R1W 159B MI Michelin Agribib Does not include wheel hubs or spacers.	1,350 LB		\$12,356.00
84606030	480/80R50 R1W 159B TI Titan AG49M Radial Does not include wheel hubs or spacers.	1,790 LB		\$11,689.00
84603822	480/80R50 R1W 159B MT Mitas AC85 Does not include wheel hubs or spacers.	1,698 LB		\$10,185.00
302496A1FS	520/85R46 158A8/B - R1W Firestone Radial Deep Tread 23° Does not include wheel hubs or spacers.	1,850 LB		\$9,403.00
302496A1GY	520/85R46 158A8/B - R1W Goodyear Super Traction™ Radial Does not include wheel hubs or spacers.	1,860 LB		\$9,315.00
302496A1MI	520/85R46 158A8/B - R1W Michelin AGRIBIB® Radial Does not include wheel hubs or spacers. Michelin Agribib® tires are not warranted if used for pulling acrapers for ground leveling.	1,860 LB		\$12,492.00
86993008	520/85R46 158A8/B - R2 GY Goodyear Special Sure Grip™ TD8 Radial Does not include wheel hubs or spacers.	1,850 LB		\$11,194.00
258070A1FS	710/70R42 168A8/B - R1W FS Firestone Radial All Traction DT™ Does not include wheel hubs or spacers.	2,500 LB		\$17,707.00

**MAGNUM 340
US PRICE LIST**

(Ex Works Racine, WI)

	258070A1GY	710/70R42 173A8/B - R1W GY Goodyear DT824 OPTITRAC™ Radial Does not include wheel hubs or spacers.	2,500 LB		\$18,034.00
	86993003	710/70R42 173A8/B - R1W MI Michelin XM28™ Radial Does not include wheel hubs or spacers.	2,500 LB		\$21,023.00
	86993006	800/70R38 173A8/B - R1W Goodyear DT820™ Radial Does not include wheel hubs or spacers.	2,750 LB		\$17,650.00
	84603825	480/80R50 R1W 159B FS Firestone Radial Deep Tread 23° Does not include wheel hubs or spacers.	1,962 LB		\$12,562.00

Hydraulic

	84398850	KIT, 6 Paddle EHRS Control Case IH - to control 6 EHRS if joystick is not desired	3 LB		\$405.00
	719648026	Attachment, Hyd 5th Remote Case IH - joystick available, but not mandatory 719247006 - Kit Case IH Joystick (If replacing 6 paddle control, also order 84202317 - 3 paddle control for use w/ joystick)	35 LB		\$1,634.00
	719204006	Attachment, Hyd 6th Remote Case IH - must add Joystick Kit or 6-Paddle Control Kit if joystick not already installed 719247006 - Kit, Case IH Joystick (If replacing 6 paddle control, also order 84202317 - 3 paddle control for use w/ joystick) 84398850 - Kit, 6 paddle EHR Control (to control 6 EHRS if joystick is not desired)	35 LB		\$1,634.00
	719649026	Hyd Motor Return w/Case Drain	17 LB		\$581.00
	719650036	Hyd Pwr Beyond/Motor Return Valve Hydraulic Power Beyond / Motor Return Valve	26 LB		\$1,824.00
	719653086	Hyd Trailer Brake	220 LB		\$2,026.00
	47436839	Kit, Hydraulic Trailer Brake CVT trans CVT Only	225 LB		\$2,026.00
	47436948	Kit, Pneumatic trailer brake 4"/4.5" rea	295 LB		\$7,472.00
	47436959	Kit, Pneumatic trailer brake 5" rear axl	295 LB		\$7,472.00
	84401628	Mega/Twin Flow Kit w/ Hyd Pump & Lines Mega / Twin Flow Kit Including Hydraulic Pump and Lines	135 LB		\$3,747.00
	47436826	Kit, Mega/Twin Flow Hyd Pump for CVT tra Includes only the Mega/Twin flow pump and lines. Replacement standard pump not needed for CVT.	175 LB		\$1,536.00

Wheel Accessories

	719680006	5 in./127 mm rear dual spacer kit 5 Inch (127MM) Rear Dual Spacer Kit for 10 Bolt Hubs	265 LB		\$870.00
	719681006	10 in./254 mm rear dual spacer kit 10 Inch (254MM) Rear Dual Spacer Kit for 10 Bolt Hubs	330 LB		\$1,148.00
	719682006	13 in./330 mm rear dual spacer kit 13 Inch (330MM) Rear Dual Spacer Kit for 10 Bolt Hubs	190 LB		\$1,170.00

**MAGNUM 340
US PRICE LIST**

(Ex Works Racine, WI)

719678006	10 bolt dual wheel hub 4.5"axle 10 Bolt Dual Wheel Hub for (4 1/2 Inch/115 MM) Axle Mounting	365 LB		\$1,634.00
719683006	15 in/380 mm rear dual spacer kit 15 Inch (380MM) Rear Dual Spacer Kit for 10 Bolt Hubs	405 LB		\$1,846.00

Cab

84555953	KIT, RH Window Bar Display Includes Right Hand side Window bar Display Harness and Mount	4 LB		\$118.00
----------	---	------	--	----------

Front Wheel Accessories

719684016	12 in./305 mm front dual MFD spacer kit 12 Inch (305MM) Front Dual MFD Spacer Kit - CIH	230 LB		\$977.00
719685016	16 in./406 mm front dual MFD spacer kit 16 Inch (406MM) Front Dual MFD Spacer Kit - CIH	300 LB		\$1,089.00

Other Equipment

84598655	KIT, FENDERS NARROW 4.5 AXLE Narrow Case IH Fender Kit Class 4.5 Axle For 480 and narrower tires	250 LB		\$1,694.00
84598656	KIT, FENDERS NARROW 4.75-5 AXLE Narrow Case IH Fender Kit Class 4.75 and 5 Axle For 480 and narrower tires	250 LB		\$1,694.00
84598657	KIT, FENDERS NARROW SAD, SUSP Narrow Case IH Fender Kit Class 4.75 and 5 Suspended Axle For 480 and narrower tires	250 LB		\$1,694.00
84598659	KIT, FENDERS WIDE 4.5 AXLE Wide Case IH Fender Kit Class 4.5 Axle For 540 and wider tires	290 LB		\$2,034.00
84598660	KIT, FENDERS WIDE 4.75-5 AXLE Wide Case IH Fender Kit Class 4.75 and 5 Axle For 540 and wider tires	290 LB		\$2,034.00
84598661	KIT, FENDERS WIDE SAD SUSP AXLE Wide Case IH Fender Kit Class 4.75 and 5 Suspended Axle For 540 and wider tires	290 LB		\$2,034.00
84598663	KIT, FENDERS EX-WIDE 4.75-5 AXLE Extra Wide Case IH Fender Kit Class 4.75 and 5 Axle For 700 and wider tires	265 KG		\$2,496.00
84598664	KIT, FENDERS EX-WIDE SAD SUSP AXLE Extra Wide Case IH Fender Kit Class 4.75 and 5 Suspended Axle For 700 and wider tires	290 LB		\$2,496.00

**MAGNUM 380
US PRICE LIST**

(Ex Works Racine, WI)

Standard Equipment

ENGINE:

CASE-IH 8.7 L Engine by FPT
6-Cylinder, 24 valve, diesel
Variable Geometry Turbo, aftercooled
Peak/Growth HP: 415
Peak/Boosted HP: 435
315 PTO horsepower @ 2000 rpm
Tier 4B with Selective Catalytic
Reduction (SCR)
Fuel System: Electronically controlled
common rail
Power boost - provides additional
engine horsepower during
non-stationary PTO/hydraulics
activation or transport
(16th gear and higher)
Water-in-Fuel Sensor
Air-induction System: Two stage
system with primary and secondary
elements.
Power aspirated integral pre-cleaner.
OAT Antifreeze solution to -34°F
(- 37°C)
Coolant filter/conditioner
Coolant recovery bottle and deaeration
tank
Visctronic® electronic controlled fan
drive
Grid Heater
Foot throttle
Constant engine speed control

OPERATOR PROTECTIVE

STRUCTURE:

CASE-IH DELUXE "Surveyor" Cab
Heat/AC with Automatic Temperature
Control and continuous pressurization
Heated Seat: Cloth "Optima" air
suspension, fore/aft, height, swivel,
back cushion tilt, lumbar support,
firmness and auto weight
adjustments, fore/aft lateral isolators,
adjustable heat control and seat belt
Cloth Instructor seat

OPERATOR PROTECTIVE

STRUCTURE: (continued)

MultiControl Armrest with integrated
transmission, throttle, hydraulics,
PTO and hitch controls, electric
armrest adjust
Right Hand armrest display ready
Mounting Bar
Left hand flip-up armrest
Radio Delphi AM/FM weather band
stereo radio
Business Band Antenna
Inside rear view mirror
Manual exterior mirrors
Front intermittent windshield
wiper and washer
Rear window wiper and washer
Self-cancelling turn signals
3 power outlets
Horn
Dome and Map lights
Dual cup holder
Coat hook
Rubber floor mat
Soft Grip-Steering Wheel: tilt and
telescopic
Front sunshade
Overhead and rear deck storage
with netting
Five steps with handrail
Right side service steps
Front right-side mounted tool box
Swing out rear window
Front window access step

INSTRUMENTATION:

Instrument cluster with analog/digital
display for engine oil pressure, coolant
temperature, fuel level and DEF level.
Icons for MFD, diff lock, PTO,
park brake, Hi-beams and shut-down
condition indicators. Digital display
of engine RPM and hours, travel speed
and gear selection, transmission
warning light. Audible alarm for low

**MAGNUM 380
US PRICE LIST**

**(Ex Works Racine, WI)
Standard Equipment**

INSTRUMENTATION: (continued)

engine oil pressure, high coolant temperature, high hydraulic fluid temperature and engine overspeed.

Performance Instrumentation - Provides data on percentage slip, engine % of rated power, gallons per hour and gallons per acre fuel usage, distance travelled, area covered, hydraulic flow control settings with individual timers for each remote valve, detailed service interval information, and electronic End of Row Automatic tractor shutdown

ACCUGUIDE:

Factory Ready AFS AccuGuide™
(List Price Value \$5,164 USD)
includes steering sensor, electronic steering valve, steering manifold, hoses, wiring harness, receiver mounting bracket, cabling, and hardware

ISO 11783 Implement system connector and rear bracket

CAPACITIES:

Fuel CVT: 163 gallons (617 L)
DEF: 26 gallons (99 L)

GROUND LEVEL MAINTENANCE:

Rear hinged one piece tilt hood

Left-hand side access to:

Transmission oil
Engine coolant
Cab filter
Fuel fill
DEF fill
Engine Air Filter

Right-hand side access to:

Batteries
Engine oil

TRANSMISSION:

CVT, 40 kph (25 mph);

Steering column-mounted hydraulic FNRP shuttle with integral park lock

Right-hand Forward/Reverse shuttle in Multifunction control handle

Diesel Saver™ APM, Automatic

Productivity Management System

Speed matching

Service Brakes: power internal wet disc, self-adjusting and self-equalizing

Park brake

Power differential lock

AXLES:

MFD Front axle:

Class 5 MFD - Standard Axle front axle with electronic differential lock, 12 bolt hub, 60 - 88 in. (1524 - 2235 mm) adjustable spacing

Rear Bar Axle:

5.0 in. (127mm) diameter, 120 in. (3048 mm) length

Automatic MFD and Differential Lock Modes

Steering-based Traction Control

TIRES AND WHEELS:

MFD Front:

(2) 420/85R34 147A8/B R1W with adjustable wheel

Rear Duals:

(4) 480/80R50 159A8/B R1W with solid steel wheels

HYDRAULICS:

Pressure Flow Compensated hydraulics 4 remote circuits with ISO breakaway couplers. In-cab electronic flow controls and timed detents for raise and lower hydraulic flow selectable functions on all valves

MAGNUM 380
US PRICE LIST

(Ex Works Racine, WI)

Standard Equipment

HYDRAULICS: (continued)

Hydraulic Return Valve with case drain

Pump:

44 GPM (166 LPM) maximum flow.

Maximum system pressure

3045 PSI (210 BAR)

Load checks in both raise and lower
circuits for all remotes

HITCH:

Category HD IVN / III, 3-point hitch
w/19,900 lb. (9,026 kg.) OECD rated
lift capacity with lower link
design for improved tire clearance,
adjustable quick coupler,
electronic draft sensing and position
control with hitch cushion ride control,
rigid draft arms with rear hitch control
and adjustable sway, Cat. IV
adjustable swing drawbar with auto-
pin hammerstrap, 11,000 lb.
(4990 kg) maximum tongue weight,
and 2 inch (50 mm) drawbar pin

PTO:

1000 RPM shaft 1-3/4 in. diameter,
electronically controlled and protected
with adjustable shield
Rated PTO speed occurs at 1800 rpm
engine speed

ELECTRICAL:

200 amp. alternator
Rear auxiliary 7 pin connector
2-1000 CCA capacity 12 volt batteries
Cab mounted Battery Disconnect

ELECTRICAL: (continued)

12 volt Jumper Stud

Lights:

Egress lighting

5 grill-mounted lights

2 headlights

2 corner lights

1 center flood

2 cab roof mounted front

2 beltline front

2 cab roof mounted rear

4 rear fender flood

2 rear fender taillights

Brake lights

SAFETY EQUIPMENT:

Safety Start System

- operator presence

- park position required for start

Horn

SMV Emblem

Front axle and rear frame tie down
locations

ROPS

HFC 134A refrigerant

Seat belt

Self-Cancelling turn signals

Four way flashers

MFD driveline shield

Brake lights

Wide marker lights with reflective tape
with rear dual tires

PTO safety start system

Visctronic® is a registered trademark
of BorgWarner Inc.

**MAGNUM 380
US PRICE LIST**

(Ex Works Racine, WI)
Models

COMMERCIAL MODEL	TRANSMISSION	Weight		List Price
MAGNUM 380 CVT T4B	CVT-TRANS	28,750 LB		\$346,134.00
Includes the following Equipment				
True ground speed sensor (420823)		\$954.00		

Factory Supplied Options

Order Code	Description	Weight		List Price
------------	-------------	--------	--	------------

OPERATOR STRUCTURE

SD_T9200 OPERATOR STRUCTURE #1

	420012	Deluxe-Cab includes features described on Standard Features page			No Charge
	449058	DLX PERFORMANCE CAB Cab Suspension Standard Cab Equipment Cloth Positive Response Operator Seat Cloth Instructor Seat Radio Delphi AM/FM/Weatherband with CD and Bluetooth Business Band Antenna Electric Armrest Adjust RH Wiper Front, RH, and Rear Sunshades			\$4,594.00
	449059	LUX PERFORMANCE CAB Cab Suspension Luxury Cab Equipment Tinted Glass Multi-Power strip Carpet Leather Positive Response Heated and Ventilated Operator Seat Leather Instructor Seat Radio Delphi AM/FM/Weatherband with CD and Bluetooth Business Band Antenna Electric Armrest Adjust Front, RH, and Rear Sunshades RH Wiper			\$6,781.00

MIRRORS

SD_T9221 REAR VIEW MIRROR

	XT9221X	Standard less mirrors			(\$509.00)
	420821	Manual adj. ext rearview manual wide adjustable external mirror			No Charge
	420820	Electric adj. ext rearview electronic remote control wide adjustable external mirror			\$787.00

**MAGNUM 380
US PRICE LIST**

(Ex Works Racine, WI)

WORK LIGHTING

SD_T9215 RH FENDER HID LIGHT

	XT9215X	Standard rear work lights			No Charge
	429294	Front HID work lamp - hood 1 HID Lamp in center of the bumper replaces standard halogen lamp			\$1,130.00
	429293	Front and rear HID work lamp 1 HID Lamp in center of the bumper replaces standard halogen lamp. 2 HID Lamps on rear RH and LH fenders.			\$1,760.00
	429292	360 HID work lamp package Includes 3 front and 2 rear HID lamps and 2 roof side mounted halogen lights			\$2,978.00

BEACON LIGHTING

SD_T9145 ROTARY BEACON

	XT9145X	Standard less rotary beacon			No Charge
	420025	Single beacon light one light mounted on the LH side			\$399.00
	420099	Dual beacon light two lights mounted on both the LH and RH sides			\$798.00

DISPLAY MOUNTING

SD_T7619 RH MONITOR/MOUNTING

	429321	RH window bar display ready Includes window mount, AFS Pro 700 window harness and window bar			(\$239.00)
	429353	RH armrest display ready Includes MultiControl Armrest mount, AFS Pro 700 harness and window bar			No Charge

PRECISION FARMING

SD_T7626 PRECISION PERF-CNTRL

	429378	AUTOGUIDANCE READY AFS Auto guidance ready package - Includes steering sensor, steering valve, wiring harnesses and receiver bracket			No Charge
--	--------	--	--	--	-----------

**MAGNUM 380
US PRICE LIST**

(Ex Works Racine, WI)

AUTOGUIDANCE READY

SD T9210 AUTOGUIDANCE

	XT9210X	Std less guidance ready Without 372 Receiver and NAV II controller Includes AFS Autoguidance ready package 429378			No Charge
	429367	Nav II w 372 Rec WAAS Auto Guidance Navigation II Controller (Factory Installed) and 372 GPS Receiver - WAAS			\$8,653.00
	429368	Nav II w372 RecHP/XP/GLNS/WAAS Auto Guidance Navigation II Controller (Factory Installed) and 372 GPS Receiver - WAAS, GLONASS, Omnistar HP/XP			\$11,153.00

PRECISION FARMING DISPLAY

SD T7615 AUTOGUIDANCE DISPLAY

	XT7615X	Std less autoguidance display			No Charge
	424263	Large Color Monitor Display AFS Pro 700 - Mounting dependent on display mounting option			\$5,083.00

ENGINE

STARTING AID

SD T1938 WEATHER PACK

	XT1938X	Standard without cold start Grid heater is standard equipment.			No Charge
	420874	Engine block heater 120V			\$90.00
	420875	Engine block htr, transmn htr 120V			\$442.00

COMPRESSION BRAKE

SD T1933 COMPRESSION ENGINE

	XT1933X	No compression brake			No Charge
	429179	Engine compression brake includes control system and factory Installed engine brake			\$3,478.00

AUX FUEL FILTER

SD T1943 AUXILIARY FUEL FILT

	XT1943X	Std less auxiliary fuel filter			No Charge
	420815	Severe duty fuel filter For use in areas where poor fuel quality is a concern.			\$361.00

**MAGNUM 380
US PRICE LIST**

(Ex Works Racine, WI)

TRANSMISSION

TRANSMISSION

SD T2810 TRANSMISSION

	429334	40KPH ECON CVT 4 Range CVT - Economy, 25 mph/40 kph capable, with reduced engine speed			No Charge
	429335	50KPH ECON CVT 4 Range CVT - Economy 30 mph / 50 kph capable, with reduced engine speed- for approved 50 kph tire combinations see tire chart. Requires suspended front axle, wide rear fenders, trailer brakes, MFD front fenders, electric adjust mirrors, and high capacity drawbar			No Charge

RADAR

SD T7581 RADAR

	XT7581X	Std less ground speed sensor			No Charge
	420823	True ground speed sensor Required for CVT			\$954.00

BACK-UP ALARM

SD T9245 ALARM

	XT9245X	Standard less alarm			No Charge
	420887	Back-up alarm			\$224.00

TRAILER BRAKES

TRAILER BRAKES

SD T7130 TRLR BRK VLV

	XT7130X	No hydraulic trailer brakes			No Charge
	420514	Hydraulic trailer brake			\$1,361.00
	420516	Pneumatic_Trailer_Brake For dual line systems Includes engine mounted compressor and reservoirs			\$7,115.00
	420517	Pneu_and_Hyd_Trailer_Brake Pneumatic trailer brake and hydraulic trailer brake for dual line systems. Includes engine mounted compressor and reservoirs plus hydraulic trailer brake (420516 + 420514)			\$8,476.00

**MAGNUM 380
US PRICE LIST**

(Ex Works Racine, WI)

HITCH

DRAWBAR

SD T8901 DRAWBAR

		429391	Cat IV High Capacity Drawbar Adj. Drawbar with 2.0"/50mm auto-pin hammerstrap with hitch pin 11,000lb / 4990 kg max tongue weight			No Charge
--	--	--------	---	--	--	-----------

FRONT HITCH

SD T8100 FRONT THREE POINT HITCH

		429420	L/FRONT HITCH & PTO Note: Front PTO cannot be field installed later with this selection.			No Charge
		429283	Frt hitch ready, PTO ready Engine mounted drop box for future PTO installation and hydraulic tubing for future front hitch installation. Use of #4 hydraulic remote is available for rear implements. Note: Not available on Magnums with Class 4.5 Front Axle, 429286 Requires a minimum of 5 hydraulic remotes Not compatible with Loaders			\$7,638.00
		336831	Frt 3PH, PTO Not available Cat III-N front hitch with claw ends, 9426lb lift capacity at claws, remote switch to operate from the ground, 1 set of hydraulic service remotes. Hitch is hard plumbed into #4 remote valve (#4 not available for rear implements), front service remote can be plugged into #1,#2, or #3 remote at the rear couplers. NOTE: Front PTO cannot be field installed later with this selection. Note: Not available on Magnums with Class 4.5 Front Axle 429286 Requires a minimum of 5 hydraulic remotes Not compatible with Loaders			\$7,101.00

**MAGNUM 380
US PRICE LIST**

(Ex Works Racine, WI)

	429355	<p>Frnt 3PH, PTO ready PTO Ready with Front Three Point Hitch installed. Engine mounted drop box for future PTO installation. Cat III-N front hitch with claw ends, 9426lb lift capacity at claws, remote switch to operate from the ground, 1 set of hydraulic service remotes. Hitch is hard plumbed into #4 remote valve (#4 not available for rear implements), front service remote can be plugged into #1,#2, or #3 remote at the rear couplers. Note: Not available on Magnums with Class 4.5 Front Axle 429286</p> <p>Requires a minimum of 5 hydraulic remotes</p> <p>Not compatible with Loaders</p>			\$14,740.00
	330813	<p>Frnt 3PH wPTO 6sp CCW 1000 Factory Complete Front Hitch with DIA PTO Kit. Includes all above front hitch info, plus completing KIT front PTO assembly with 1-3/8" shaft, 6 splines, 1000rpm, counter-clockwise rotation typically EUR, but available in NA. Note: Not available on Magnums with Class 4.5 Front Axle 429286</p> <p>Requires a minimum of 5 hydraulic remotes</p> <p>Not compatible with Loaders</p>			\$25,229.00
	330847	<p>Frnt 3PH wPTO 21sp CW 1000 Factory Complete Front Hitch with DIA PTO Kit. Includes all above front hitch info, plus completing KIT for front PTO assembly with 1-3/8" shaft, 21 splines, 1000rpm, clockwise rotation typically for NA. Note: Not available on Magnums with Class 4.5 Front Axle 429286.</p> <p>Requires a minimum of 5 hydraulic remotes</p> <p>Not compatible with Loaders</p>			\$25,229.00

REAR 3-POINT

SD T8200 HITCH

	429395	<p>Hitch Ready - Less 3PT Hitch Includes armrest controls, valve stack w/hitch valve & harness</p>			(\$5,849.00)
	429405	<p>HD Cat 3/4N, Manual Adjust Includes quick coupler Quick coupler cannot achieve Cat 3N setting Lift Capacity 19,900 lb/ 9,026 kg OECD</p>			No Charge
	429406	<p>HD Cat 3/4N Hyd Top Link Includes quick coupler and Hydraulic Top Link Quick coupler cannot achieve Cat 3N setting Lift Capacity 19,900 lb/ 9,023 kg OECD</p>			\$1,030.00

**MAGNUM 380
US PRICE LIST**

(Ex Works Racine, WI)

		429407	HD Cat 3/4N, Hyd Top_Lift Link Includes quick coupler, Hydraulic Top and RH Lift Links Quick coupler cannot achieve Cat 3N setting Lift Capacity 19,900 lb/ 9,026 kg OECD			\$1,910.00
--	--	--------	---	--	--	------------

HYDRAULICS

HYDRAULIC PUMP

SD_T8220 HYDRAULIC PUMP

		420301	Hydraulic pump, standard Maximum flow at remote couplers - 44GPM 166L/m maximum			No Charge
		420302	Hydraulic pump, high capacity Maximum flow at remote couplers - 59 GPM 224L/m maximum			\$1,838.00
		420400	Hi-Flow hydraulic system 75 GPM 282 L/m TwinFlow™ Hydraulic System Independent PFC pump supplies the number 4, 5 and 6 remotes. Includes high capacity oil cooler.			\$3,736.00

REAR REMOTE VALVES

SD_T8270 REAR REMOTES

		420402	4_electric remotes Includes 4 paddles (#1-4 w/paddles or #1 on Multi Function Handle)			No Charge
		420403	5_electric remotes Includes 4 paddles (#1-4 with paddles, #5 on Multi Function Handle)			\$1,622.00
		424826	6_electric remotes Includes 6 paddles (#1-6 w/paddles or #1 on Multi Function Handle)			\$3,113.00
		429381	4 Remotes wJoystick Includes 3 paddles and Joystick (#1-3 with paddles, #4 with Joystick or #1 on Multi Function Handle, #1-4 Configurable to Joystick)			\$773.00
		429382	5 Remotes wJoystick Includes 3 paddles and Joystick (#1-3 with paddles, #4-5 with Joystick or #1 on Multi Function Handle)			\$2,395.00
		429383	6 Remotes wJoystick Includes 3 paddles and Joystick (#1-3 with paddles, #4-6 with Joystick or #1 on Multi Function Handle)			\$3,885.00

POWER BEYOND

SD_T8278 HYDRAULICS

		429325	Hydraulic return valve with case drain			No Charge
--	--	--------	--	--	--	-----------

**MAGNUM 380
US PRICE LIST**

(Ex Works Racine, WI)

		429324	Power Beyond-motor retrn valve 3/4 in. motor return valve and 3/8 in. case drain			\$538.00
--	--	--------	--	--	--	----------

PTO

REAR PTO

SD_T8010 PTO

		420604	1000 RPM PTO shaft 1-3/4 in. diameter			No Charge
		420603	PTO, 540 and 1000 RPM 1-3/8" and 1000 RPM 1-3/4 in. Interchangeable shafts 3 shafts			\$2,962.00

FRONT AXLE

SD_T3330 FRONT AXLE/DRIVE ENGAGE

		420277	Class 5 Standard Axle Front axle with electronic differential lock, 12 bolt hub. Capable of 120 in./3 m tread spacing for controlled traffic farming. May have tire or weight limitations. See Dealer Portal.			No Charge
		429199	Class 5 Suspended Axle Front axle with electronic differential lock, 12 bolt hub. Capable of 120 in./3 m tread spacing for controlled traffic farming. May have tire or weight limitations. See Dealer Portal.			\$10,263.00

FRONT WHEELS AND TIRES

SINGLES

SD_T4940 FRONT WHEELS AND TIRES

		XT4940X	No singles ordered Assumes duals are ordered Cannot be ordered with No Front Duals (XT4942X) Match Tires to Intended Application - refer to applicable tire manufacturer's handbook for load carrying capacities and additional application information. Tire Brand Preference or No Tire Brand Preference option MUST BE SELECTED FROM OTHER EQUIPMENT SECTION.			No Charge
Firestone Tires R1 Tread						
		8876454	380/85R34 137A8/B R1 FI Radial All Traction FWD™			(\$1,182.00)
		8878454	420/90R30 142A8/B R1 FI Radial All Traction FWD™			(\$1,153.00)

**MAGNUM 380
US PRICE LIST**

(Ex Works Racine, WI)

Firestone Tires R1W Tread					
	8887654	320/85R38 143A8/B R1W FI Radial 9000™			\$411.00
	8876654	380/85R34 137A8/B R1W FI Radial All Traction DT™			(\$840.00)
	8872454	380/80R38 142A8/B R1W FI Radial All Traction DT™			(\$105.00)
	8801854	420/85R34 147A8/B R1W FI Radial All Traction DT™			No Charge
	8897854	IF420/85R38 153 R1W FI Radial All Traction DT™ CVT only			\$1,647.00
	8863654	420/90R30 145A8/B R1W FI Radial All Traction DT™			(\$1,019.00)
	8855654	480/70R30 152A8/B R1W FI Radial All Traction DT™			(\$613.00)
	8854554	480/70R34 155A8/B R1W FI Radial 9000™			\$231.00
	8860654	600/65R28 147A8/B R1W FI Radial All Traction DT™			\$499.00
	8882554	600/70R30 152A/B R1W FI. Radial All Traction DT™			\$1,123.00
Goodyear Tires R1 Tread					
	8848404	380/85R30 135A8/B R1 GY UltraTorque™ Radial			(\$1,378.00)
	8876404	380/85R34 137A8/B R1 GY UltraTorque™ Radial			(\$893.00)
	8878404	420/90R30 142A8/B R1 GY UltraTorque™ Radial			(\$1,112.00)
Goodyear Tires R1W Tread					
	8887604	320/85R38 143A8/B R1W GY DT800™ Radial			\$341.00
	8898444	320/80R42 141A8/B R1W GY DT800™ Radial			\$691.00
	8863604	16.9R30 144A8/B R1W GY Super Traction™ Radial			(\$961.00)
	8876644	380/85R34 137A8/B R1W GY DT800™ Radial			(\$929.00)
	8872444	380/80R38 142A8/B R1W GY DT800™ Radial			\$10.00
	8897644	380/80R42 150B R1W GY DT800™ Radial CVT only			\$1,580.00
	8801844	420/85R34 147A8/B R1W GY Super Traction™ Radial			\$231.00
	8897744	420/85R38 149B R1W GY DT806™ Radial CVT only			\$1,384.00

**MAGNUM 380
US PRICE LIST**

(Ex Works Racine, WI)

	8855604	480/70R30 152A8/B R1W GY DT810™ Radial			(\$489.00)
	8854504	480/70R34 146A8/B R1W GY DT810™ Radial			\$188.00
	8893541	540/65R34 145A8/B R1W GY DT818™ Radial			\$855.00
	8860604	600/65R28 147A8/B R1W GY DT824 OPTITRAC™ Radial			\$135.00
	8882541	600/70R30 152A8/B R1W GY DT820™ Radial			\$1,061.00
	8870844	620/75R30 163D R+ R1W GY Optitrac™ R+ Radial CVT Only			\$5,477.00
Goodyear Tires R2 Tread					
	8263504	16.9R30 3 Star R2 GY Special Sure Grip™ TD8 Radial			\$699.00
	8879344	480/85R30 147A8 R2 GY Special Sure Grip™ TD8 Radial			\$172.00
Michelin Tires R1W Tread					
	8876434	380/85R34 137A8/B R1W MI Agribib® Radial			(\$801.00)
	8872434	380/80R38 142A8/B R1W MI Agribib® Radial			(\$91.00)
	8801834	420/85R34 R1W 142B MI Agribib® Radial			\$259.00
	8802034	VF420/85R34 R1W MI YieldBib®			\$408.00
	8878434	420/90R30 147A8/B R1W MI Agribib® Radial			(\$861.00)
	8854534	480/70R34 143D R1W MI Omnibib™ Radial			\$349.00
	8893531	540/65R34 145D R1W MI Multibib™ Radial			\$632.00
	8860531	600/65R28 147A8/B R1W MI XM28™ Radial			\$2,530.00
	8830801	600/70R30 159D R1W MI Axiobib® Radial			\$3,570.00
	8882531	600/70R30 152A8/B R1W MI MachXbib® Radial			\$1,308.00
	8870934	IF620/75R30 163D R1W MI Axiobib CVT only			\$5,658.00
Mitas Tires R1W Tread					
	8876484	380/85R34 146A8/B R1W CO MT ContiContract AC 85			(\$1,388.00)
	8872484	380/80R38 142A8/B R1W CO MT ContiContract AC 85			(\$420.00)

**MAGNUM 380
US PRICE LIST**

(Ex Works Racine, WI)

	8801884	420/85R34 147A8/B R1W CO MT ContiContract AC 85				(\$352.00)
	8854584	480/70R34 143D/146A8 R1W CO MT HC 70				(\$400.00)
	8860584	600/65R28 147D/150A8 R1W COMT ContiContract AC 65				\$131.00
	8882584	600/70R30 152D/155A8 R1W CO MT CVT only				\$431.00
	8886584	750/55R30 R1W 162D MT SVT				\$2,215.00
Titan Tires R1 Tread						
	8876464	380/85R34 137A8/B R1 TI Hi Traction Lug Radial				(\$840.00)
Titan Tires R1W Tread						
	8872404	380/80R38 142A8/B R1W TI AG49M Radial				\$10.00
	8801864	420/85R34 147A8/B R1W TI AG49M Radial				\$231.00
Trelleborg Tires R1W Tread						
	8801824	420/85R34 142A8/139B R1W TR TM600				\$231.00
	8854514	480/70R34 R1W TR TM700				\$231.00
	8886624	710/60R30 R1W 162D T TM900 High Power				\$3,028.00

DUALS

SD T4942 DUAL TIRES

	XT4942X	No duals Assumes singles are ordered Cannot be ordered with No Front Singles (XT4940X) FRONT DUAL WHEELS INCLUDE 16 IN. SPACER Match Tires to Intended Application - refer to applicable tire manufacturer's handbook for load carrying capacities and additional application information. Tire Brand Preference or No Tire Brand Preference option MUST BE SELECTED FROM OTHER EQUIPMENT SECTION.				No Charge
Goodyear Tires R1 Tread						
	8258407	380/85R30 135A8/B R1 GY UltraTorque™ Radial				\$3,868.00
	8876407	380/85R34 137A8/B R1 GY UltraTorque™ Radial				\$5,345.00
	8277407	420/90R30 142A8/B R1 GY UltraTorque™ Radial				\$4,192.00

**MAGNUM 380
US PRICE LIST**

(Ex Works Racine, WI)

Firestone Tires R1 Tread					
	8876457	380/85R34 137A8/B R1 FI Radial All Traction FWD™			\$5,225.00
	8277457	420/90R30 142A8/B R1 FI Radial All Traction FWD™			\$4,316.00
Firestone Tires R1W Tread					
	8887657	320/85R38 143A8/B R1W FI Radial 9000™			\$6,666.00
	8876557	380/85R34 137A8/B R1W FI Radial All Traction DT™			\$5,603.00
	8872457	380/80R38 142A8/B R1W FI Radial All Traction DT™			\$6,939.00
	8801857	420/85R34 147A8/B R1W FI Radial All Traction DT™			\$7,254.00
	8277557	420/90R30 145A8/B R1W FI Radial All Traction DT™			\$4,328.00
	8897857	IF420/85R38 153B R1W FI Radial All Traction DT™ CVT Only			\$11,534.00
	8855557	480/70R30 152A8/B R1W FI Radial All Traction DT™			\$5,430.00
	8854557	480/70R34 155A8/B R1W FI Radial 9000™			\$7,359.00
Goodyear Tires R1W Tread					
	8887607	320/85R38 143A8/B R1W GY DT800™ Radial			\$6,747.00
	8898447	320/80R42 141A8/B R1W GY DT800™ Radial			\$9,072.00
	8897647	380/80R42 150B R1W GY DT800™ Radial CVT Only			\$11,272.00
	8876547	380/85R34 137A8/B R1W GY DT800™ Radial			\$5,291.00
	8872447	380/80R38 142A8/B R1W GY DT800™ Radial			\$7,594.00
	8801847	420/85R34 147A8/B R1W GY Super Traction™ Radial			\$7,959.00
	8897747	420/85R38 149B R1W GY Optitrac DT806™ Radial CVT Only			\$10,998.00
	8277507	16.9R30 144A8/B R1W GY Super Traction™ Radial			\$4,619.00
	8855507	480/70R30 152A8/B R1W GY DT810™ Radial			\$6,522.00
	8854507	480/70R34 146A8/B R1W GY DT810™ Radial			\$7,921.00
	8893447	540/65R34 145A8/B R1W GY DT818™ Radial			\$8,474.00

**MAGNUM 380
US PRICE LIST**

(Ex Works Racine, WI)

Goodyear Tires R2 Tread					
	8277647	16.9R30 3 Star R2 GY Special Sure Grip™ TD8 Radial			\$8,365.00
	8880344	480/85R30 147A8 R2 GY Special Sure Grip™ TD8 Radial			\$7,120.00
Michelin Tires R1W Tread					
	8876437	380/85R34 137A8/B R1W MI Agribib® Radial			\$5,491.00
	8872437	380/80R38 142A8/B R1W MI Agribib® Radial			\$6,607.00
	8878537	420/90R30 147A8/B R1W MI Agribib® Radial			\$3,847.00
	8801837	D420/85R34 R1W 142B MI Agribib® Radial			\$7,390.00
	8802037	VF420/85R34 R1W MI YieldBib®			\$9,433.00
	8854537	480/70R34 143D R1W MI Omnibib™ Radial			\$7,480.00
	8893437	540/65R34 145D R1W MI Multibib™ Radial			\$8,221.00
Mitas Tires R1W Tread					
	8897487	380/85R34 146A8/B R1W CO MT ContiContract AC 85			\$4,587.00
	8872487	380/80R38 142A8/B R1W CO MT ContiContract AC 85			\$6,288.00
	8801887	420/85R34 147A8/B R1W CO MT ContiContract AC 85			\$6,813.00
	8854587	480/70R34 143D/146A8 R1W CO MT ContiContract AC 70T			\$6,624.00
Titan Tires R1 Tread					
	8876467	380/85R34 137A8/B R1 TI Hi Traction Lug Radial			\$5,439.00
Titan Tires R1W Tread					
	8872407	380/80R38 142A8/B R1W TI AG49M Radial			\$7,594.00
	8801867	420/85R34 147A8/B R1W TI AG49M Radial			\$7,695.00
Trelleborg Tires R1W Tread					
	8801827	420/85R34 142A8/139B R1W TR TM600			\$7,341.00
	8854527	480/70R34 143A8/B R1W TR TM700			\$7,921.00

**MAGNUM 380
US PRICE LIST**

(Ex Works Racine, WI)

REAR AXLE

SD T4810 REAR AXLE

		429358	Rear axle 5in. dia. X 120 in.			No Charge
--	--	--------	-------------------------------	--	--	-----------

REAR WHEELS AND TIRES

SINGLES

SD T4950 REAR WHEELS AND TIRES

		XT4950X	No singles ordered Assumes duals are ordered Cannot be ordered with No Rear Duals (XT4952X) Match Tires to Intended Application - refer to applicable tire manufacturer's handbook for load carrying capacities and additional application information. Tire Brand Preference or No Tire Brand Preference option MUST BE SELECTED FROM OTHER EQUIPMENT SECTION.			No Charge
Firestone Tires R1 Tread						
		8366454	480/80R46 158A8/B R1 FI Radial All Traction™ 23° Must be used with customer supplied duals.			(\$11,601.00)
Firestone Tires R1W Tread						
		8991404	480/80R46 158A8/B R1W FI Radial Deep Tread 23° Must be used with customer supplied duals.			(\$11,491.00)
		8916454	480/80R50 159A8/B R1W FI Radial Deep Tread 23°			(\$9,164.00)
		8968554	520/85R46 158A8/B R1W FI Radial Deep Tread 23°			(\$9,803.00)
		8965554	620/70R42 160A8/B R1W FI Radial All Traction DT™			(\$8,673.00)
		8992554	710/70R38 166A8/B R1W FI Radial All Traction DT™			(\$8,444.00)
		8994554	710/70R42 168A8/B R1W FI Radial All Traction DT™			(\$7,918.00)
Goodyear Tires R1W Tread						
		8991444	480/80R46 158A8/B R1W GY Super Traction™ Radial Must be used with customer supplied duals.			(\$11,043.00)
		8916444	480/80R50 159A8/B R1W GY Super Traction™ Radial			(\$11,457.00)
		8968504	520/85R46 158A8/B R1W GY Super Traction™ Radial			(\$10,186.00)

**MAGNUM 380
US PRICE LIST**

(Ex Works Racine, WI)

	8965504	620/70R42 160A8/B R1W GY DT820™ Radial			(\$9,159.00)
	8992504	710/70R38 166A8/B R1W GY DT824™ Radial			(\$8,234.00)
	8994504	710/70R42 173A8/B R1W GY DT824 OPTITRAC™ Radial			(\$8,024.00)
	8973544	710/75R42 175D R1W GY Optitrac R+ Radial™ CVT Only			(\$3,256.00)
	8918444	800/70R38 173A8/B R1W GY DT820™ Radial			(\$7,896.00)
Michelin Tires R1W Tread					
	8991434	480/80R46 158A8/B R1W MI Agribib® Radial			(\$10,328.00)
	8916434	480/80R50 159A8/B R1W MI Agribib® Radial			(\$10,612.00)
	8968534	520/85R46 158A8/B R1W MI Agribib® Radial			(\$8,668.00)
	8902434	620/70R46 162A8/B R1W MI XM28™ Radial			(\$5,122.00)
	8994534	710/70R42 173A8/B R1W MI MachXbib® Radial			(\$6,068.00)
	8973634	IF710/75R42 176D R1W MI AxioBib® Radial CVT Only			\$1,546.00
	8918434	800/70R38 173A8/B R1W MI MachXbib® Radial			(\$5,175.00)
	8934634	IF900/60R42 180D R1W MI AxioBib® Radial CVT Only			\$2,488.00
Mitas Tires R1W Tread					
	8977584	650/85R38 173D/176A8 R1W CO MT SVT			(\$7,940.00)
	8992484	710/70R38 166D/169A8 R1W CO MT SVT			(\$9,220.00)
	8992684	710/70R42 173D/176A8 R1W CO MT SVT			(\$8,484.00)
	8936584	900/60R38 R1W 172D MT SVT			\$492.00
Trelleborg Tires R1W Tread					
	8936624	900/60R38 R1W 178D T TM900 High Power			\$1,185.00

**MAGNUM 380
US PRICE LIST**

(Ex Works Racine, WI)

DUALS

SD T4952 REAR DUAL WH AND TIRES

	XT4952X	No rear duals Assumes singles are ordered Cannot be ordered with No Rear Singles (XT4950X)			No Charge
REAR DUALS INCLUDE DUAL HUBS AND WIDE MARKER LIGHTS					
Match Tires to Intended Application - refer to applicable tire manufacturer's handbook for load carrying capacities and additional application information. Tire Brand Preference or No Tire Brand Preference option MUST BE SELECTED FROM OTHER EQUIPMENT SECTION.					
Firestone Tires R1 Tread					
	8466454	480/80R46 158A8/B R1 FI Radial All Traction™ 23°			(\$5,542.00)
	8489454	520/85R42 157A8/B R1 FI Radial All Traction™ 23°			(\$4,506.00)
Firestone Tires R1W Tread					
	8461654	320/90R54 149A8/B R1W FI Radial All Traction DT™ adj. steel wheels			(\$2,583.00)
	8491554	380/90R50 151A8/B R1W FI Radial 9000™ adj. steel wheels			(\$2,150.00)
	8496554	380/90R54 152A8/B R1W FI Radial 9000™			(\$504.00)
	8491454	480/80R46 158A8/B R1W FI Radial Deep Tread 23°			(\$4,602.00)
	8416454	480/80R50 159A8/B R1W FI Radial Deep Tread 23°			No Charge
	8401954	IF480/95R50 165B R1W FI Radial Deep Tread 23° For CVT Transmission only Minimum tread setting: Magnum 380 – 60" Magnum 250-340 – 68" Cannot achieve 30" row spacing on Magnum 250, 280, 310 or 340			\$11,186.00
	8489354	520/85R42 157A8/B R1W FI Radial Deep Tread 23°			(\$3,991.00)
	8468554	520/85R46 158A8/B R1W FI Radial Deep Tread 23°			(\$1,628.00)
	8465654	620/70R42 160A8/B R1W FI Radial All Traction DT™			\$1,816.00

**MAGNUM 380
US PRICE LIST**

(Ex Works Racine, WI)

	8492554	710/70R38 166A8/B R1W FI Radial All Traction DT™ Requires 13" or 15" spacer for 4"4.5" axle 380 Only - Requires 15" spacer Order from Other Equipment section			\$2,791.00
	8494554	710/70R42 168A8/B R1W FI Radial All Traction DT™ Requires 13" or 15" spacer for 4"4.5" axle 380 Only - Requires 15" spacer Order from Other Equipment section			\$4,774.00
Goodyear Tires R1 Tread					
	8441404	420/80R46 151A8/B R1 GY UltraTorque™ Radial			(\$4,931.00)
	8462540	480/80R46 158A8/B R1 GY UltraTorque™ Radial			(\$5,002.00)
	8466444	480/80R46 158A8/B R1 GY Dyna Torque Radial			(\$4,387.00)
	8489404	520/85R42 157A8/B R1 GY UltraTorque™ Radial			(\$4,972.00)
Goodyear Tires R1W Tread					
	8461604	320/90R54 149A8/B R1W GY DT800™ Radial adj. steel wheel			(\$2,825.00)
	8491544	380/90R50 151A8/B R1W GY DT800™ Radial adj. steel wheels			(\$1,891.00)
	8496544	380/90R54 152A8/B R1W GY DT800™ Radial			(\$244.00)
	8491444	480/80R46 158A8/B R1W GY Super Traction™ Radial			(\$3,457.00)
	8416444	480/80R50 159A8/B R1W GY Super Traction™ Radial			(\$863.00)
	8401844	480/95R50 164B R1W GY DT800™ Radial For CVT Transmission only Minimum tread setting: Magnum 380 – 60" Magnum 250-340 – 68" Cannot achieve 30" row spacing on Magnum 250, 280, 310 or 340			\$1,192.00
	8489304	520/85R42 157A8/B R1W GY Super Traction™ Radial			(\$3,935.00)
	8468504	520/85R46 158A8/B R1W GY Super Traction™ Radial			(\$1,803.00)
	8465604	620/70R42 160A8/B R1W GY DT820™ Radial			\$1,433.00

**MAGNUM 380
US PRICE LIST**

(Ex Works Racine, WI)

8492504	710/70R38 166A8/B R1W GY DT824™ Radial Requires 13" or 15" spacer for 4"/4.5" axle 380 only - Requires 15" spacer Order from Other Equipment section			\$3,479.00
8494504	710/70R42 173A8/B R1W GY DT824 OPTITRAC™ Radial Requires 13" or 15" spacer for 4"/4.5" axle 380 only - Requires 15" spacer Order from Other Equipment section			\$5,560.00
8492144	710/75R42 175D R1W GY Optitrac R+™ Radial For CVT transmission only Requires 13" or 15" spacer for 4"/4.5" axle 380 Only - Requires 15" spacer Order from Other Equipment section			\$18,188.00
8418444	800/70R38 173A8/B R1W GY DT820™ Radial Requires 15" spacer for 4"/4.5" axle 380 Only - Requires 13" and 5" spacer Order 13" from Other Equipment section and 5" as attachment			\$7,573.00
Goodyear Tires R2 Tread				
8466544	18.4R46 3 Star R2 GY Special Sure Grip™ TD8 Radial			(\$2,772.00)
8489444	520/85R42 157A8/B R2 GY Special Sure Grip™ TD8 Radial			(\$2,591.00)
8596544	520/85R46 158A8 R2 GY Special Sure Grip™ TD8 Radial Requires wide fenders.			(\$1,393.00)
Michelin Tires R1W Tread				
8491434	480/80R46 158A8/B R1W MI Agribib® Radial			(\$2,653.00)
8416434	480/80R50 159A8/B R1W MI Agribib® Radial			\$105.00
8416534	VF480/80R50 R1W MI YieldBib®			\$8,594.00
8467434	520/85R42 157A8/B R1W MI Agribib® Radial			(\$2,259.00)
8468534	520/85R46 155A8/B R1W MI Agribib® Radial			\$1,395.00
8401734	620/70R46 162A8/B R1W MI XM28™ Radial			\$7,784.00
8494534	710/70R42 173A8/B R1W MI MachXbib® Radial Requires 13" or 15" spacer for 4"/4.5" axle 380 Only - Requires 15" spacer Order from Other Equipment section			\$8,545.00

**MAGNUM 380
US PRICE LIST**

(Ex Works Racine, WI)

	8492214	IF710/75R42 176D R1W MI Axiobib® Radial Requires 13" or 15" spacer for 4"4.5" axle 380 Only - Requires 15" spacer Order from Other Equipment section			\$23,542.00
	8418434	800/70R38 173A8/B R1W MI MachXbib® Radial Requires 15" spacer for 4"4.5" axle 380 Only - Requires 13" and 5" spacer Order 13" from Other Equipment section and 5" as attachment			\$9,746.00
Mitas Tires R1W Tread					
	8491484	480/80R46 158A8/B R1W CO MT ContiContract AC 85			(\$5,017.00)
	8416484	480/80R50 159A8/B R1W CO MT ContiContract AC 85			(\$1,731.00)
	8468584	520/85R46 158A8/155B R1W CO MT ContiContract AC 85			(\$2,265.00)
	8477584	650/85R38 173D/176A8 R1W CO MT SVT Requires 13" or 15" spacer for 4"4.5" axle			\$6,212.00
	8492484	710/70R38 166D/169A8 R1W CO MT SVT Requires 13" or 15" spacer for 4"4.5" axle 380 Only - Requires 15" spacer Order from Other Equipment section			\$1,630.00
	8494584	710/70R42 173D/176A8 R1W CO MT SVT Requires 13" or 15" spacer for 4"4.5" axle 380 Only - Requires 15" spacer Order from Other Equipment section			\$3,513.00
Titan Tires R1 Tread					
	8498464	480/80R46 158A8/B R1 TI Hi Traction Lug Radial			(\$5,421.00)
Titan Tires R1W Tread					
	8416404	480/80R50 159A8/B R1W TI AG49M Radial			(\$863.00)
	8468564	520/85R46 158A8/B R1W TI AG49M Radial			(\$2,013.00)
Trelleborg Tires R1W Tread					
	8416424	480/80R50 159D R1W TR TM600			\$5,040.00

**MAGNUM 380
US PRICE LIST**

(Ex Works Racine, WI)

FENDERS

FRONT FENDERS

SD T8740 FRONT FENDERS

	XT8740X	Standard less front fenders			No Charge
	420235	MFD front narrow fenders Required with 480 and narrower tires			\$1,428.00
	420233	MFD wide front fenders Required with 540 and wider tires			\$1,680.00
	429361	MFD Extra Wide Fnders Required for 750 and wider tires			\$2,003.00

REAR FENDERS

SD T8700 FENDERS

	420050	Standard 86.6 in./2200 mm Includes rear hitch controls			No Charge
	420362	Wide 100.4 in./2550 mm Includes Auto PTO function and fender-mounted hitch and PTO controls with hitch option			\$1,101.00
	420053	Extra Wide 108.3 in./2750 mm Includes Auto PTO function and fender-mounted hitch and PTO controls with hitch option			\$1,774.00

OTHER EQUIPMENT

SD T8512 TIRE BRAND CHOICE

	420990	No tire brand preference A tire from existing tire inventory will be installed. This could include the selection you made in front/rear, Single/Dual sections, or the same tire size in Firestone, Goodyear, Titan, Michelin, or Continental/Mitas. Actual tire installed will be invoiced. Availability of brands vary by size.			No Charge
	429995	Tire brand preference Tire brands are subject to availability. If the Tire Brand Preference code is ordered, the plant will install the brand selected.			\$1,721.00

FRONT BALLAST

SD T2150 FRONT BALLAST

	XT2150X	Standard less front ballast DO NOT EXCEED TIRE OR AXLE CAPACITY			No Charge
--	---------	---	--	--	-----------

**MAGNUM 380
US PRICE LIST**

(Ex Works Racine, WI)

420346	Front weight frame only 520 lbs./236 kg			\$716.00
429360	FWF and 6 Front Weights front weight frame and 6 front weights			\$1,421.00
420349	FWF and 10 front weights front weight frame and 10 front weights Not available with Class 4.5 front Axle			\$1,892.00
420395	FWF and 18 front weights Large front weight frame and 18 front weights, 2640 lb/1200 kg Not available with Class 4.5 front Axle			\$2,847.00
429196	FWF and 18x120 front wts Large front weight frame and 18-120 lb/54 kg front weights. Only available with Class 5 front Axles			\$3,370.00

REAR BALLAST

SD_T4961 REAR BALLAST

XT4961X	Standard less rear ballast DO NOT EXCEED TIRE OR AXLE CAPACITY			No Charge
429287	Rear wheel weights -1000 lb inner 2 x 500 lb.			\$1,057.00
420256	Rear wheel weights - 2000 lb. inner 2 x 1000 lb.			\$2,116.00
420258	Rear wheel weights - 3000 lb. Duals - inner 2 x 1000 lb. + outer 2 x 500 lb. Singles - 2 x 1000 lb. + 2 x 500 lb.			\$3,172.00
429289	Rear wheel weights - 4000 lb. with duals only inner 2 x 1000 lb. + outer 2 x 1000 lb.			\$4,230.00
429288	Rear wheel weights - 5000 lb. with duals only inner 2 x 500 lb. + inner 2 x 1000 lb. + outer 2 x 1000 lb.			\$5,289.00
429363	Rear wheel weights -5500 lb Rear Wheel Weight - 5500 lbs/2500 kg (2qty x1000lb + 2qty x1750lb) For use on Singles Rear only			\$5,936.00
429291	Rear wheel weights - 6000 lb. with duals only inner 2 x 500 lb. + inner 2 x 1000 lb.+ outer 2 x 500 lb. + outer 2 x 1000 lb.			\$6,346.00
429364	Rear wheel weights - 7500 lb Rear Wheel Weights - 7500 lbs/3402 kg (4x1000lb + 2x1750lb) For Dual Rears only			\$7,922.00

**MAGNUM 380
US PRICE LIST**

(Ex Works Racine, WI)

ADDITIONAL EQUIPMENT

SD_T5901 WHEEL SPACERS

	XT5901X	Std less rear wheel spacers			No Charge
	420801	Rear wheel spacers-5 in. each dual spacers			\$948.00
	420802	Rear wheel spacers-10 in. each dual spacers			\$1,250.00
	420803	Rear wheel spacers-13 in. each dual spacers			\$1,273.00
	420876	Rear wheel spacers-15 in. each dual spacers			\$2,011.00

OPERATOR'S MANUAL

SD_T9840 COUNTRY CONFIGURATION

	420701	North American English			No Charge
	420702	French Canadian			No Charge
	429351	North American Spanish			No Charge

**MAGNUM 380
US PRICE LIST**

(Ex Works Racine, WI)

Factory Supplied Attachments

Order Code	Description	Weight	List Price
------------	-------------	--------	------------

Front and Rear Weights

719667036	Frnt Weight Bracket Front Weight Bracket ONLY Large (18 Segment Capacity) For 18 120lb Weights	520 LB	\$716.00
719671016	Front weight, 1800 lb/816 kg 18qty - MX Magnum Style Weights with Hardware	1,840 LB	\$2,402.00
719671026	Front Hvy Wgt 18x120lb = 2160lb/980kg Front 18qty x 120 lb. segments - with hardware Total 2,160lb / 980kg Does not include front weight bracket Requires 719667036 - Front Weight Bracket	2,160 LB	\$2,973.00
47439409	Pair of 1000lb HD rear wheel weights 2000 lbs - 2 X 1000 lb weights For 480/95 and 710/75 R42 rims only	2,000 LB	\$2,215.00
47439410	Pair of 1750lb HD rear wheel weights 3500 lbs - 2 X 1750 lb weights For 480/95 and 710/75 R42 rims only	3,500 LB	\$3,451.00
719672006	Rear wheels weights Rear Wheel Weights, 1 pair (200 lb./91 kg.) Must be ordered from the Racine Plant	440 LB	\$576.00
719673006	Rear wheels weights Rear Wheel Weights, 1 pair (500 lb./227 kg.) Must be ordered from the Racine Plant	1,025 LB	\$1,025.00
719674006	Rear wheel weights Rear Wheel Weights, 1 pair (1,000 lb./453 kg.) Must be ordered from the Racine Plant	2,090 LB	\$2,002.00

Front Single Wheels W/ Tires

318536A1FS	600/65R28 R1W 147A8 FI Firestone Radial All Traction DT	135 LB	\$5,630.00
318536A1GY	600/65R28 147A8 - R1W Goodyear DT820 Radial	1,000 LB	\$7,886.00
318536A1MI	600/65R28 R1W 147A8 TL Michelin XM28 Radial	135 LB	\$6,050.00
86993605	600/70R30 R1W 152A8 TL GY Goodyear DT820 Radial	1,200 LB	\$6,421.00
86993606	600/70R30 R1W 153A8 TL MI Michelin MachXbib Radial	135 LB	\$6,441.00

Front Dual Wheels W/ Tires

318578A1FS	320/85R38 143A8/B - R1W Firestone Radial 9000™ Does not include wheel spacers.	790 LB	\$8,591.00
318578A1GY	320/85R38 143A8/B - R1W Goodyear DT800™ Radial Does not include wheel spacers.	790 LB	\$8,526.00

**MAGNUM 380
US PRICE LIST**

(Ex Works Racine, WI)

	399021A1GY	320/80R42 R1W 141A8 TL GY Goodyear DT800 Radial Does not include wheel spacers.	1,420 LB		\$10,738.00
	47451260	VF 420/85R34 R1W 154B (Michelin YieldBi Michelin Yieldbib™ Does not include wheel spacers.	1,000 LB		\$7,189.00
	318574A1FS	380/85R34 137A8/B - R1 Firestone Radial All Traction FWD™ Does not include wheel spacers.	935 LB		\$4,809.00
	318574A1GY	380/85R34 137A8/B - R1 Goodyear UltraTorque™ Radial Does not include wheel spacers.	860 LB		\$5,318.00
	84593148	420/85R34 R1W 142B Michelin Agribib Michelin Agribib Does not include wheel spacers.	858 LB		\$6,176.00
	398788A1GY	380/85R34 137A8/B - R1W Goodyear DT800™ Radial Does not include wheel spacers	780 LB		\$5,204.00
	370431A1MI	380/85R34 137A8/B - R1W Michelin AGRIBIB® Radial Does not include wheel spacers.	12 LB		\$7,249.00
	47357261	380/80R38 R1W 142B Firestone Radial All Firestone Radial All Traction DT Does not include wheel spacers.	1,000 LB		\$6,739.00
	349226A1GY	380/80R38 142A8/B - R1W Goodyear DT800™ Radial Does not include wheel spacers.	960 LB		\$6,585.00
	47357581	380/80R38 R1W 142B Michelin Agribib Michelin Agribib Does not include wheel spacers	875 LB		\$6,057.00
	47357602	380/80R38 R1W 142B Titan AG49M Radial Titan AG49M Radial Does not include wheel spacers.	924 LB		\$6,878.00
	47357616	380/80R38 R1W 142B Mitas AC85 Mitas AC85 Does not include wheel spacers	888 LB		\$6,411.00
	318569A1GY	16.9R30 144A8/B - R1W Goodyear Super Traction™ Radial Does not include wheel spacers.	800 LB		\$4,831.00
	318571A1GY	16.9R30 3 Star - R2 Goodyear Special Sure Grip TD8™ Radial Does not include wheel spacers.	940 LB		\$6,462.00
	318538A1FS	420/90R30 142A8/B - R1 Firestone Radial All Traction FWD™ Does not include wheel spacers.	740 LB		\$4,428.00
	318538A1GY	420/90R30 142A8/B - R1 Goodyear UltraTorque™ Radial Does Not include wheel spacers.	740 LB		\$5,009.00
	318569A1FS	420/90R30 145A8/B - R1W Firestone Radial All Traction DT™ Does not include wheel hubs or spacers.	800 LB		\$4,724.00
	318569A1MI	420/90R30 147A8/B - R1W Michelin AGRIBIB® Radial Does not include wheel spacers.	800 LB		\$5,314.00

**MAGNUM 380
US PRICE LIST**

(Ex Works Racine, WI)

	47364080	480/70R34 R1W 146B Titan AG49M Radial Titan AG49M Radial Does Not include wheel spacers.	970 LB		\$7,088.00
	47363659	480/70R34 R1W 143D Mitas HC70 Mitas HC70 Does not include wheel spacers	980 LB		\$6,226.00
	47357930	420/85R34 R1W 147B Firestone Radial All Firestone Radial All Traction DT Does not include wheel spacers	1,000 LB		\$6,898.00
	47357919	420/85R34 R1W 147B Goodyear Super Tracti Goodyear Super Traction Radial Does not include wheel spacers	1,000 LB		\$7,466.00
	47358297	420/85R34 R1W 147B Titan AG49M Radial Titan AG49M Radial Does not include wheel spacers	858 LB		\$7,126.00
	318572A1FS	480/70R30 152A8/B - R1W Firestone Radial All Traction DT™ Does not include wheel spacers.	960 LB		\$5,821.00
	47358369	420/85R34 R1W 147B Mitas AC85 Mitas AC85 Does not include wheel hubs or spacers.	858 LB		\$6,485.00
	318572A1GY	480/70R30 152A8/B - R1W Goodyear DT810™ Radial Does not include wheel spacers	990 LB		\$5,827.00
	318576A1FS	480/70R34 155A8/B - R1W Firestone Radial 9000™ Does not include wheel spacers.	990 LB		\$6,246.00
	318576A1GY	480/70R34 146A8/B - R1W Goodyear DT810™ Radial Does not include wheel spacers.	990 LB		\$6,526.00
	318576A1MI	480/70R34 143D -R1W Michelin Omnibib™ Radial Does not include wheel spacers.	990 LB		\$6,921.00
	86993608	480/85R30 147A8 - R2 Goodyear Special Sure Grip™ TD8 Radial. Does not include wheel spacers.	900 LB		\$7,956.00
	356487A1GY	540/65R34 145A8/B - R1W Goodyear DT820™ Radial Does not include wheel spacers.	250 LB		\$8,357.00
	86993607	540/65R34 145D - R1W Michelin Multibib™ Radial Does not include wheel spacers.	1,030 LB		\$8,644.00

3PT, Drawbar, PTO & FHPTO Kit

	719664026	Attachment, Front Hitch Only - CaseIH	825 LB		\$7,456.00
	84409148	Front Hitch Trans Tubing Kit Front Hitch Transmission Tubing Kit Required for tractors that are not factory ordered as Front Hitch Ready to be able to install Front Hitch	150 LB		\$713.00
	84409151	Front PTO Cmpltn Kit - CIHEUR European Style CCW rotation Tractor must be Front PTO ready with Front hitch installed. New code: 47539236 will replace current code.	385 LB		\$11,015.00

**MAGNUM 380
US PRICE LIST**

(Ex Works Racine, WI)

84409150	Front PTO Cmpltn Kit - CIHROW North America CW rotation Tractor must be Front PTO ready with Front hitch installed. New code: 47539225 will replace current code.	385 LB		\$11,015.00
84402088	KIT, Hyd Front Axle Saddle Susp Completn Hydraulic Front Axle Saddle Suspension Completion kit for Front Hitch	135 LB		\$816.00
710829056	Kit, Hitch Rdy Compltn Cat4 Magnum 280 - 380	2,000 LB		\$9,470.00

Rear Dual and Triple w/ Tires

398451A1GY	380/90R54 152A8/B - R1W Goodyear DT800™ Radial Does not include wheel hubs or spacers.	1,730 LB		\$12,848.00
349225A1GY	480/80R50 159A8/B - R1W Goodyear Super Traction™ Radial Does not include wheel hubs or spacers.	1,870 LB		\$10,917.00
87423470	480/80R50 R1W 159B MI Michelin Agribib Does not include wheel hubs or spacers.	1,350 LB		\$12,356.00
84606030	480/80R50 R1W 159B TI Titan AG49M Radial Does not include wheel hubs or spacers.	1,790 LB		\$11,689.00
84603822	480/80R50 R1W 159B MT Mitas AC85 Does not include wheel hubs or spacers.	1,698 LB		\$10,185.00
302496A1FS	520/85R46 158A8/B - R1W Firestone Radial Deep Tread 23° Does not include wheel hubs or spacers.	1,850 LB		\$9,403.00
302496A1GY	520/85R46 158A8/B - R1W Goodyear Super Traction™ Radial Does not include wheel hubs or spacers.	1,860 LB		\$9,315.00
302496A1MI	520/85R46 158A8/B - R1W Michelin AGRIBIB® Radial Does not include wheel hubs or spacers. Michelin Agribib® tires are not warranted if used for pulling acrapers for ground leveling.	1,860 LB		\$12,492.00
86993008	520/85R46 158A8/B - R2 GY Goodyear Special Sure Grip™ TD8 Radial Does not include wheel hubs or spacers.	1,850 LB		\$11,194.00
258070A1FS	710/70R42 168A8/B - R1W FS Firestone Radial All Traction DT™ Does not include wheel hubs or spacers.	2,500 LB		\$17,707.00
258070A1GY	710/70R42 173A8/B - R1W GY Goodyear DT824 OPTITRAC™ Radial Does not include wheel hubs or spacers.	2,500 LB		\$18,034.00
86993003	710/70R42 173A8/B - R1W MI Michelin XM28™ Radial Does not include wheel hubs or spacers.	2,500 LB		\$21,023.00
86993006	800/70R38 173A8/B - R1W Goodyear DT820™ Radial Does not include wheel hubs or spacers.	2,750 LB		\$17,650.00

**MAGNUM 380
US PRICE LIST**

(Ex Works Racine, WI)

	84603825	480/80R50 R1W 159B FS Firestone Radial Deep Tread 23° Does not include wheel hubs or spacers.	1,962 LB		\$12,562.00
--	----------	---	----------	--	-------------

Hydraulic

	84398850	KIT, 6 Paddle EHRS Control Case IH - to control 6 EHRS if joystick is not desired	3 LB		\$405.00
	719648026	Attachment, Hyd 5th Remote Case IH - joystick available, but not mandatory 719247006 - Kit Case IH Joystick (If replacing 6 paddle control, also order 84202317 - 3 paddle control for use w/ joystick)	35 LB		\$1,634.00
	719204006	Attachment, Hyd 6th Remote CaseIH - must add Joystick Kit or 6-Paddle Control Kit if joystick not already installed 719247006 - Kit, Case IH Joystick (If replacing 6 paddle control, also order 84202317 - 3 paddle control for use w/ joystick) 84398850 - Kit, 6 paddle EHR Control (to control 6 EHRS if joystick is not desired)	35 LB		\$1,634.00
	719649026	Hyd Motor Return w/Case Drain	17 LB		\$581.00
	719650036	Hyd Pwr Beyond/Motor Return Valve Hydraulic Power Beyond / Motor Return Valve	26 LB		\$1,824.00
	719653086	Hyd Trailer Brake	220 LB		\$2,026.00
	47436839	Kit, Hydraulic Trailer Brake CVT trans CVT Only	225 LB		\$2,026.00
	47436948	Kit, Pneumatic trailer brake 4"/4.5" rea	295 LB		\$7,472.00
	47436959	Kit, Pneumatic trailer brake 5" rear axl	295 LB		\$7,472.00
	84401628	Mega/Twin Flow Kit w/ Hyd Pump & Lines Mega / Twin Flow Kit Including Hydraulic Pump and Lines	135 LB		\$3,747.00
	47436826	Kit, Mega/Twin Flow Hyd Pump for CVT tra Includes only the Mega/Twin flow pump and lines. Replacement standard pump not needed for CVT.	175 LB		\$1,536.00

Wheel Accessories

	719680006	5 in./127 mm rear dual spacer kit 5 Inch (127MM) Rear Dual Spacer Kit for 10 Bolt Hubs	265 LB		\$870.00
	719681006	10 in./254 mm rear dual spacer kit 10 Inch (254MM) Rear Dual Spacer Kit for 10 Bolt Hubs	330 LB		\$1,148.00
	47430746	Kit, Dual wheel hubs for 5" rear axle	150 LB		\$1,840.00
	719682006	13 in/330 mm rear dual spacer kit 13 Inch (330MM) Rear Dual Spacer Kit for 10 Bolt Hubs	190 LB		\$1,170.00
	719683006	15 in/380 mm rear dual spacer kit 15 Inch (380MM) Rear Dual Spacer Kit for 10 Bolt Hubs	405 LB		\$1,846.00

Cab

	84555953	KIT, RH Window Bar Display Includes Right Hand side Window bar Display Harness and Mount	4 LB		\$118.00
--	----------	---	------	--	----------

**MAGNUM 380
US PRICE LIST**

(Ex Works Racine, WI)

Front Wheel Accessories

	719684016	12 in./305 mm front dual MFD spacer kit 12 Inch (305MM) Front Dual MFD Spacer Kit - CIH	230 LB		\$977.00
	719685016	16 in./406 mm front dual MFD spacer kit 16 Inch (406MM) Front Dual MFD Spacer Kit - CIH	300 LB		\$1,089.00

Other Equipment

	84598655	KIT, FENDERS NARROW 4.5 AXLE Narrow Case IH Fender Kit Class 4.5 Axle For 480 and narrower tires	250 LB		\$1,694.00
	84598656	KIT, FENDERS NARROW 4.75-5 AXLE Narrow Case IH Fender Kit Class 4.75 and 5 Axle For 480 and narrower tires	250 LB		\$1,694.00
	84598657	KIT, FENDERS NARROW SAD, SUSP Narrow Case IH Fender Kit Class 4.75 and 5 Suspended Axle For 480 and narrower tires	250 LB		\$1,694.00
	84598659	KIT, FENDERS WIDE 4.5 AXLE Wide Case IH Fender Kit Class 4.5 Axle For 540 and wider tires	290 LB		\$2,034.00
	84598660	KIT, FENDERS WIDE 4.75-5 AXLE Wide Case IH Fender Kit Class 4.75 and 5 Axle For 540 and wider tires	290 LB		\$2,034.00
	84598661	KIT, FENDERS WIDE SAD SUSP AXLE Wide Case IH Fender Kit Class 4.75 and 5 Suspended Axle For 540 and wider tires	290 LB		\$2,034.00
	84598663	KIT, FENDERS EX-WIDE 4.75-5 AXLE Extra Wide Case IH Fender Kit Class 4.75 and 5 Axle For 700 and wider tires	265 KG		\$2,496.00
	84598664	KIT, FENDERS EX-WIDE SAD SUSP AXLE Extra Wide Case IH Fender Kit Class 4.75 and 5 Suspended Axle For 700 and wider tires	290 LB		\$2,496.00



MAGNUM 250-380 SERIES TRACTORS
PARTS DIVISION SUPPLIED ACCESSORIES

NOTE - Order through Global Parts System (not wholegoods)
NOTE - Installation Instructions are available through ASIST, or from DMC
NOTE - Parts kits may Sub to the components

Cab / Electrical

719602006	Monitor Mounting Bracket Attaches Across R.H. Window, Includes Brackets
719603006	Monitor Mounting Bracket Attaches to R.H. Corner "A" Post, Includes Brackets
84401031	RH Armrest Monitor Mounting for AFS Pro 700 w/ harness
84546676	Large Display - AFS Pro 700 for Case IH
87485981	Case IH Sprayer Display Adapter
87485983	Case IH Display Variable Rate
87661508	Kit, Jumper Auto-Guide Planter
719609016	Business Band Radio Antenna Cable
87653385	Implement Control Interface - Cylinder Position Control for Deere Implements
87309742	Cab Tinted Rear Window
87267363	Carbon Cab Air Filter
719621056	Back-Up Alarm
84545686	Rear High Intensity Discharge Worklight
87535460	Front High Intensity Discharge Worklight - CIH
719624006	Wide Adjustable Transport Lights
87454302	Transport Light Upgrade - Fixed to Adjustable
719626006	Delphi AM/FM Weather Band Radio w/aux.input,Speakers,Antenna,Wires
719628006	Kit, AM/FM/WB/CD/CASS Radio
324847a2	Ground Speed Sensor Adapter Harness for Implement Monitor
221545a1	Implement Status Switch for acre counter located in performance monitor
221546a1	Implement Status Switch Harness to attach to implement
187103a1	Auxiliary Power Connector
87449386	Cigar Lighter and Ashtray
47452231	Kit, Front Hitch Headlamps RH DIP for FHPTO

Hydraulic

719651016	3/4 Inch Hydraulic Motor Return & 3/8 Inch Case Drain Male Couplings
719652016	3/4 Inch Hydraulic Motor Return, 3/4 Inch Supply, 1/4 Inch Load Sense, & 3/8 Inch Case Drain Male Couplings
47437044	KIT, CONVERSION, DUAL TO SINGLE/DUAL - for new pneumatic brake design common for CVT and FPS
84576523	KIT, TUBES FOR LOADER INSTALL w/ Class 4.75 SADDLE - common



MAGNUM SERIES TRACTORS
PARTS DIVISION SUPPLIED ACCESSORIES

Three Point Hitch, Drawbar, PTO Kits, & FHPTO Kits

84138409	Kit, 80mm Ball Hitch EEC Drawbarfor Std Rear axle
84531107	Kit, 80mm Ball Hitch EEC Drawbarfor 5" HDRA
87314210	Long Rigid Lower 3-Point Links - Ball End (43")
87430234	Quick Coupler Adapter CAT III N.
87666041	Quick Coupler Adapter CAT III - IVN coupler narrow adapter
84325353	Shaft Assembly, 20 spline 1-3/4" Front PTO
84427044	Front Hitch 7-Pin Electric – NA

Front and Rear Weights

73319010	Kit, Front 3PT weight 1500kg
84328011	Kit, Front 3PT weight carrier

Other Equipment

365372A1	MFD Spacer Shims for 34" Tires. Includes Four Shims
84542256	Kit, High Debris Intake
47458133	Kit, Top Spin - High air intake kit
719605006	1.5 Inch Rear Wheel Spacer

3rd Party Supplied Kits

Cameras / Accessories

ZAEBTKITHD	Bluetooth® Radio Kit
ZAEVOSHDCL2BHD	Dual Camera 7 inch Color Flat Screen LCD Observation System
ZAEVCCS150BHD	High Resolution Camera 1/3 inch CCD Color Camera
ZAECEC25HD	Add on 25 foot camera cable
ZAEVOSBHC3	Dual Camera Quick - Disconnect Bulkhead
ZAE4PANA	Replacement 4 inch LCD Monitor Mounting Pedestal
<u>Note:</u>	Additional information for AFS Pro 700 and Cameras available in PI AFS-8014-11
ZAE31200043	AFS Pro 700/IntelliView IV Camera Adapter
ZAE31100083HD	Camera adapter cable for FM-750 or FM-1000 monitor
ZAEVOSIMKITHD	3-Camera installation Kit includes: ZAEBIC12L3HD 1-qty, ZAECEC25L3HD 2qty, ZAEUCMNTHD 2qty
ZAEBIC12L3HD	Bulkhead implement cable, 12', 3-camera capable
ZAECEC25L3HD	Camera extension cable, 25', 3-camera capable
ZAEUCMNTHD	Universal camera mount
ZAEBTC12L3HD	Bulkhead tractor cable, 12', 3-camera capable
ZAEBTC25L3HD	Bulkhead tractor cable, 25', 3-camera capable
ZAECEC25HD	25' VOYAGER Extension Cable
ZAECEC75HD	75' Camera Extension Cable
ZAEVCMSYL36i	Super CMOS Cylinder Color observation camera
ZAE87367060HD	Voyager CCD Color Cylindrical Camera
ZAEVCCS150BHD	Voyager CCD Color Camera
ZAEUCMNTHD	Universal camera mount
ZAEWVOS7MDCL1B	Voyager® ToughCam Digital Wireless single camera observation system includes 7" monitor, wirelss camera, 12v plug, and hardware.

T1RF (MY2014) NAR Magnum Tire Chart
Models: Magnum 250, 280, 310, 340, 380
FS = Firestone - Front / Rear Tire Match

Tire Brand / Product Model

- (H) Radial All Traction FWD
- (I) Radial All Traction 2Z
- (J) Radial All Traction 2Z (F w/ ADZ)
- (K) Radial Deep Tread 23" (F w/ ADZ)
- (L) Radial 9000

REAR DRIVE TIRE	PRICE BOOK ORDER CODE (S) SINGLE / (D) DUAL	R-1W												
		FRONT MFD TIRE	380/85R34 137B	420/90R30 142B	320/85R38 143B	380/85R34 137B	380/80R38 142B	420/90R30 145B	420/85R34 147B	IF 420/85R38 153B	480/70R30 152B	480/70R34 155B	600/65R28 ⁽³⁾ 147B	600/70R30 ⁽³⁾ 152B
		RACINE ORDER CODE	RB (H)	LB (H)	TB (L)	RH (J) 5*	TE (J) 5*	MB (J) 5*	DF (J) 6*	FY (J) 6*	PB (J) 6*	SB (L) 6*	JB (J) 4*	UF (J) 4*
480/80R46 ⁽²⁾ 158B	(S) 8366454 (D) 8466454		FS											
520/85R42 ⁽²⁾ 157B	(S) 8967454 (D) 8489454		FS	FS										
320/90R54 ⁽¹⁾ 149B	(S) N/A (D) 8461654				FS									
380/90R50 ⁽¹⁾ 151B	(S) N/A (D) 8491554				FS									
380/90R54 ⁽¹⁾ 152B	(S) N/A (D) 8496554													
480/80R46 ⁽²⁾ 158B	(S) 8991404 (D) 8491454													
480/80R50 ⁽²⁾ 159B	(S) 8916454 (D) 8416454								FS					
IF 480/95R50 ⁽¹⁾ 165B	(S) N/A (D) 8401954									FS				
520/85R42 ⁽²⁾ 157B	(S) 8340554 (D) 8489354										FS			
520/85R46 ⁽²⁾ 158B	(S) 8968554 (D) 8468504											FS		
620/70R42 168B	(S) 8965554 (D) 8465554												FS	
710/70R38 168B	(S) 8992554 (D) 8492554													FS
710/70R42 168B	(S) 8994554 (D) 8494554													FS

⁽¹⁾ Dual Rear Tires Required
⁽²⁾ Single Rear Tire Available - Use With Customer Supplied Duals
⁽³⁾ Front Tire Available For 30 miles (50 km/h) Service - Duals Allowed
⁽⁴⁾ Front Tire Available For 30 miles (50 km/h) Service - Single/Duals Allowed
⁽⁵⁾ Front Tire Available For 30 miles (50 km/h) Service - Duals Required
⁽⁶⁾ Front Tire Available For 30 miles (50 km/h) Service - Single/Duals Allowed

T1RF (MY2014) NAR Magnum Tire Chart
Models: Magnum 250, 280, 310, 340, 380
MI = Michelin - Front / Rear Tire Match

Tire Brand / Product Model

- Michelin - MI**
 (N) Agribib
 (P) XM2B
 (R) MochXob
 (T) Mailtab
 (HH) Axobib
 (JJ) Omribb
 (UU) Yelbib

REAR DRIVE TIRE	PRICE BOOK ORDER CODE (S) SINGLE / (D) DUAL	FRONT MFD TIRE	380/85R34 137A8/B	380/80R38 142A8/B	420/90R30 147A8/B	420/85R34 142A8/B	VF 420/85R34 154B	480/70R34 143D	540/65R34 145D	600/70R30 152D	IF 600/70R30 159D	IF 620/75R30 164D
			(S) 8876434 (D) 8876437	(S) 8872434 (D) 8872437	(S) 8878434 (D) 8878537	(S) 8801834 (D) 8801837	(S) 8802034 (D) 8802037	(S) 8854534 (D) 8854537	(S) 8893531 (D) 8893437	(S) 8882531 (D) N/A	(S) 8830801 (D) N/A	(S) 8870934 (D) N/A
			RM (N) 5"	TM (N) 5"	MM (N) 5"	DM (N) 5"	MU (UU) 6"	SD (JJ) 6"	SR (T) 6"	UM (R) 4"	UA (HH) 4"	MY (HH) 4"
			MI	MI	MI	MI	MI	MI	MI	MI	MI	MI
			PM (N) 2"	RM (N) 2"	MX (UU) 2"	KM (N) 2"	RC (N) 2"	KY (P) 2"	EB (HH) 3"	LR (R) 3"	MZ (HH) 3"	TN (R) 1"
			(S) 8991434 (D) 8491434	(S) 8916434 (D) 8416434	(S) N/A (D) 8416534	(S) 8967404 (D) 8467434	(S) 8968534 (D) 8468534	(S) 8902434 (D) 8401734	(S) 8986804 (D) 8486804	(S) 8994534 (D) 8494534	(S) 8973634 (D) 8492214	(S) 8918434 (D) 8418434
			480/80R46 158A8/B	480/80R50 159A8/B	VF 480/80R50 166B	520/85R42 157A8/B	520/85R46 158A8/155B	620/70R46 162A8/B	IF 650/85R38 179D	710/70R42 173D	IF 710/75R42 176D	800/70R38 173D
			(S) 8991434 (D) 8491434	(S) 8916434 (D) 8416434	(S) N/A (D) 8416534	(S) 8967404 (D) 8467434	(S) 8968534 (D) 8468534	(S) 8902434 (D) 8401734	(S) 8986804 (D) 8486804	(S) 8994534 (D) 8494534	(S) 8973634 (D) 8492214	(S) 8918434 (D) 8418434
			MI	MI	MI	MI	MI	MI	MI	MI	MI	MI
			PM (N) 2"	RM (N) 2"	MX (UU) 2"	KM (N) 2"	RC (N) 2"	KY (P) 2"	EB (HH) 3"	LR (R) 3"	MZ (HH) 3"	TN (R) 1"
			(S) 8991434 (D) 8491434	(S) 8916434 (D) 8416434	(S) N/A (D) 8416534	(S) 8967404 (D) 8467434	(S) 8968534 (D) 8468534	(S) 8902434 (D) 8401734	(S) 8986804 (D) 8486804	(S) 8994534 (D) 8494534	(S) 8973634 (D) 8492214	(S) 8918434 (D) 8418434
			MI	MI	MI	MI	MI	MI	MI	MI	MI	MI
			PM (N) 2"	RM (N) 2"	MX (UU) 2"	KM (N) 2"	RC (N) 2"	KY (P) 2"	EB (HH) 3"	LR (R) 3"	MZ (HH) 3"	TN (R) 1"
			(S) 8991434 (D) 8491434	(S) 8916434 (D) 8416434	(S) N/A (D) 8416534	(S) 8967404 (D) 8467434	(S) 8968534 (D) 8468534	(S) 8902434 (D) 8401734	(S) 8986804 (D) 8486804	(S) 8994534 (D) 8494534	(S) 8973634 (D) 8492214	(S) 8918434 (D) 8418434
			MI	MI	MI	MI	MI	MI	MI	MI	MI	MI
			PM (N) 2"	RM (N) 2"	MX (UU) 2"	KM (N) 2"	RC (N) 2"	KY (P) 2"	EB (HH) 3"	LR (R) 3"	MZ (HH) 3"	TN (R) 1"
			(S) 8991434 (D) 8491434	(S) 8916434 (D) 8416434	(S) N/A (D) 8416534	(S) 8967404 (D) 8467434	(S) 8968534 (D) 8468534	(S) 8902434 (D) 8401734	(S) 8986804 (D) 8486804	(S) 8994534 (D) 8494534	(S) 8973634 (D) 8492214	(S) 8918434 (D) 8418434
			MI	MI	MI	MI	MI	MI	MI	MI	MI	MI
			PM (N) 2"	RM (N) 2"	MX (UU) 2"	KM (N) 2"	RC (N) 2"	KY (P) 2"	EB (HH) 3"	LR (R) 3"	MZ (HH) 3"	TN (R) 1"
			(S) 8991434 (D) 8491434	(S) 8916434 (D) 8416434	(S) N/A (D) 8416534	(S) 8967404 (D) 8467434	(S) 8968534 (D) 8468534	(S) 8902434 (D) 8401734	(S) 8986804 (D) 8486804	(S) 8994534 (D) 8494534	(S) 8973634 (D) 8492214	(S) 8918434 (D) 8418434
			MI	MI	MI	MI	MI	MI	MI	MI	MI	MI
			PM (N) 2"	RM (N) 2"	MX (UU) 2"	KM (N) 2"	RC (N) 2"	KY (P) 2"	EB (HH) 3"	LR (R) 3"	MZ (HH) 3"	TN (R) 1"
			(S) 8991434 (D) 8491434	(S) 8916434 (D) 8416434	(S) N/A (D) 8416534	(S) 8967404 (D) 8467434	(S) 8968534 (D) 8468534	(S) 8902434 (D) 8401734	(S) 8986804 (D) 8486804	(S) 8994534 (D) 8494534	(S) 8973634 (D) 8492214	(S) 8918434 (D) 8418434
			MI	MI	MI	MI	MI	MI	MI	MI	MI	MI
			PM (N) 2"	RM (N) 2"	MX (UU) 2"	KM (N) 2"	RC (N) 2"	KY (P) 2"	EB (HH) 3"	LR (R) 3"	MZ (HH) 3"	TN (R) 1"
			(S) 8991434 (D) 8491434	(S) 8916434 (D) 8416434	(S) N/A (D) 8416534	(S) 8967404 (D) 8467434	(S) 8968534 (D) 8468534	(S) 8902434 (D) 8401734	(S) 8986804 (D) 8486804	(S) 8994534 (D) 8494534	(S) 8973634 (D) 8492214	(S) 8918434 (D) 8418434
			MI	MI	MI	MI	MI	MI	MI	MI	MI	MI
			PM (N) 2"	RM (N) 2"	MX (UU) 2"	KM (N) 2"	RC (N) 2"	KY (P) 2"	EB (HH) 3"	LR (R) 3"	MZ (HH) 3"	TN (R) 1"
			(S) 8991434 (D) 8491434	(S) 8916434 (D) 8416434	(S) N/A (D) 8416534	(S) 8967404 (D) 8467434	(S) 8968534 (D) 8468534	(S) 8902434 (D) 8401734	(S) 8986804 (D) 8486804	(S) 8994534 (D) 8494534	(S) 8973634 (D) 8492214	(S) 8918434 (D) 8418434
			MI	MI	MI	MI	MI	MI	MI	MI	MI	MI
			PM (N) 2"	RM (N) 2"	MX (UU) 2"	KM (N) 2"	RC (N) 2"	KY (P) 2"	EB (HH) 3"	LR (R) 3"	MZ (HH) 3"	TN (R) 1"
			(S) 8991434 (D) 8491434	(S) 8916434 (D) 8416434	(S) N/A (D) 8416534	(S) 8967404 (D) 8467434	(S) 8968534 (D) 8468534	(S) 8902434 (D) 8401734	(S) 8986804 (D) 8486804	(S) 8994534 (D) 8494534	(S) 8973634 (D) 8492214	(S) 8918434 (D) 8418434
			MI	MI	MI	MI	MI	MI	MI	MI	MI	MI
			PM (N) 2"	RM (N) 2"	MX (UU) 2"	KM (N) 2"	RC (N) 2"	KY (P) 2"	EB (HH) 3"	LR (R) 3"	MZ (HH) 3"	TN (R) 1"
			(S) 8991434 (D) 8491434	(S) 8916434 (D) 8416434	(S) N/A (D) 8416534	(S) 8967404 (D) 8467434	(S) 8968534 (D) 8468534	(S) 8902434 (D) 8401734	(S) 8986804 (D) 8486804	(S) 8994534 (D) 8494534	(S) 8973634 (D) 8492214	(S) 8918434 (D) 8418434
			MI	MI	MI	MI	MI	MI	MI	MI	MI	MI
			PM (N) 2"	RM (N) 2"	MX (UU) 2"	KM (N) 2"	RC (N) 2"	KY (P) 2"	EB (HH) 3"	LR (R) 3"	MZ (HH) 3"	TN (R) 1"
			(S) 8991434 (D) 8491434	(S) 8916434 (D) 8416434	(S) N/A (D) 8416534	(S) 8967404 (D) 8467434	(S) 8968534 (D) 8468534	(S) 8902434 (D) 8401734	(S) 8986804 (D) 8486804	(S) 8994534 (D) 8494534	(S) 8973634 (D) 8492214	(S) 8918434 (D) 8418434
			MI	MI	MI	MI	MI	MI	MI	MI	MI	MI
			PM (N) 2"	RM (N) 2"	MX (UU) 2"	KM (N) 2"	RC (N) 2"	KY (P) 2"	EB (HH) 3"	LR (R) 3"	MZ (HH) 3"	TN (R) 1"
			(S) 8991434 (D) 8491434	(S) 8916434 (D) 8416434	(S) N/A (D) 8416534	(S) 8967404 (D) 8467434	(S) 8968534 (D) 8468534	(S) 8902434 (D) 8401734	(S) 8986804 (D) 8486804	(S) 8994534 (D) 8494534	(S) 8973634 (D) 8492214	(S) 8918434 (D) 8418434
			MI	MI	MI	MI	MI	MI	MI	MI	MI	MI

1* Rear Tire Available For 30 mile/h (50 km/h) Service - Singles Required
 2* Rear Tire Available For 30 mile/h (50 km/h) Service - Duals Required
 3* Rear Tire Available For 30 mile/h (50 km/h) Service - Singles/Duals Allowed

4* Front Tire Available For 30 mile/h (50 km/h) Service - Singles Required
 5* Front Tire Available For 30 mile/h (50 km/h) Service - Duals Required
 6* Front Tire Available For 30 mile/h (50 km/h) Service - Singles/Duals Allowed

T1RF (MY2014) NAR Magnum Tire Chart
Models: Magnum 250, 280, 310, 340, 380
MT = Mitas - Front / Rear Tire Match

Tire Brand / Product Model

- Mitas* - MT
- (AB) AC85
- (AC) HC70
- (AD) AC65
- (AE) SFT

REAR DRIVE TIRE	PRICE BOOK ORDER CODE (S) SINGLE / (D) DUAL	R-1W						FRONT MFD TIRE	RACINE ORDER CODE
		380/85R34 146A8/B	380/80R38 142A8/B	420/85R34 147A8/B	480/70R34 143D/146A8	600/65R28 ⁽³⁾ 147D/150A8	600/70R30 ⁽³⁾ 152D/155A8		
480/80R46 ⁽¹⁾ 158A8/B	(S) N/A (D) 8491484	(S) 8876484 (D) 8897487	(S) 8872484 (D) 8872487	(S) 8801884 (D) 8801887	(S) 8854584 (D) 8854587	(S) 8860584 (D) N/A	(S) 8882584 (D) N/A	CR (AB) 5*	CF (AE) 4*
480/80R50 ⁽¹⁾ 159A8/B	(S) N/A (D) 8416484	MT	MT	MT	MT	MT	MT	CP (AB) 6*	CN (AC) 6*
520/85R46 ⁽¹⁾ 158A8/155B	(S) N/A (D) 8468584	MT	MT	MT	MT	MT	MT	CQ (AB) 5*	CM (AD) 4*
650/85R38 173D/176A8	(S) 8977584 (D) 8477584	MT	MT	MT	MT	MT	MT	CY (AB) 2*	CK (AE) 4*
710/70R38 166D/169A8	(S) 8992484 (D) 8492484	MT	MT	MT	MT	MT	MT	CX (AB) 2*	CL (AD) 3*
710/70R42 173D/176A8	(S) 8992684 (D) 8494584	MT	MT	MT	MT	MT	MT	CJ (AE) 3*	CH (AE) 3*
900/60R38 172D/175A8	(S) 8936584 (D) N/A	MT	MT	MT	MT	MT	MT	CS (AE) 1*	CS (AE) 1*

⁽¹⁾ Dual Rear Tires Required
⁽³⁾ Single Front Tire Available Only

1* Rear Tire Available For 30 mile/h (50 km/h) Service - Singles Required
 2* Rear Tire Available For 30 mile/h (50 km/h) Service - Duals Required
 3* Rear Tire Available For 30 mile/h (50 km/h) Service - Singles/Duals Allowed

4* Front Tire Available For 30 mile/h (50 km/h) Service - Singles Required
 5* Front Tire Available For 30 mile/h (50 km/h) Service - Duals Required
 6* Front Tire Available For 30 mile/h (50 km/h) Service - Singles/Duals Allowed

T1RF (MY2014) NAR Magnum Tire Chart

Models: Magnum 250, 280, 310, 340, 380
 TI = Titan - Front / Rear Tire Match
 TR = Trelleborg - Front / Rear Tire Match

Tire Brand / Product Model

- Titan - TI**
 (DD) Hi-Traction Lug Radial
 (EE) AG49M Radial
 (FF) TT49V Radial
- Trelleborg - TR**
 (AA) TM600 High Power
 (MM) TM600
 (RR) TM700

Rear Drive Tire	R-1		R-1W					
	FRONT MF/D TIRE	PRICE BOOK ORDER CODE (S) SINGLE / (D) DUAL	380/85R34 137A8/B	420/85R34 142A8/139B	420/85R34 147A8/B	480/70R34 143A8/B	600/70R30 (3) 158D/155E	650/60R34 (3) 159D/156E
REAR DRIVE TIRE	RACINE ORDER CODE	YY (EE) 5*	TR (MM) 5*	DT (EE) 6*	TQ (RR) 5*	UP (AA) 4*	TX (AA) 4*	TW (AA) 4*
480/80R46 (1) 158A8/B	YA (DD)	(S) 8872404 (D) 8872407	(S) 8801824 (D) 8801827	(S) 8801864 (D) 8801867	(S) 8854514 (D) 8854527	(S) 8882521 (D) N/A	(S) 8882614 (D) N/A	(S) 8886624 (D) N/A
380/90R54 (1) 152A8/B	YD (FF)	YY (EE) 5*	TR (MM) 5*	DT (EE) 6*	TQ (RR) 5*	UP (AA) 4*	TX (AA) 4*	TW (AA) 4*
480/80R50 (1) 159A8/B	YB (EE) 2*	YY (EE) 5*	TR (MM) 5*	DT (EE) 6*	TQ (RR) 5*	UP (AA) 4*	TX (AA) 4*	TW (AA) 4*
480/80R50 (1) 159D	TS (MM) 2*	YY (EE) 5*	TR (MM) 5*	DT (EE) 6*	TQ (RR) 5*	UP (AA) 4*	TX (AA) 4*	TW (AA) 4*
520/85R46 (1) 158A8/B	YC (EE) 2*	YY (EE) 5*	TR (MM) 5*	DT (EE) 6*	TQ (RR) 5*	UP (AA) 4*	TX (AA) 4*	TW (AA) 4*
710/75R42 175D/172E	TZ (AA) 3*	YY (EE) 5*	TR (MM) 5*	DT (EE) 6*	TQ (RR) 5*	UP (AA) 4*	TX (AA) 4*	TW (AA) 4*
900/60R38 178D/175E	TY (AA) 1*	YY (EE) 5*	TR (MM) 5*	DT (EE) 6*	TQ (RR) 5*	UP (AA) 4*	TX (AA) 4*	TW (AA) 4*
900/60R42 180D/177E	TU (AA) 1*	YY (EE) 5*	TR (MM) 5*	DT (EE) 6*	TQ (RR) 5*	UP (AA) 4*	TX (AA) 4*	TW (AA) 4*

(1) Dual Rear Tires Required
 (3) Single Front Tire Available Only

1* Rear Tire Available For 30 mile/h (60 km/h) Service - Singles Required
 2* Rear Tire Available For 30 mile/h (60 km/h) Service - Duals Required
 3* Rear Tire Available For 30 mile/h (60 km/h) Service - Singles/Duals Allowed
 4* Front Tire Available For 30 mile/h (60 km/h) Service - Singles Required
 5* Front Tire Available For 30 mile/h (60 km/h) Service - Duals Required
 6* Front Tire Available For 30 mile/h (60 km/h) Service - Singles/Duals Allowed

Dual Rear Wheel Spacer Chart		Rear Axle	
Mitas Tires	Option	4"/4.5"	5"
Dual 650/85R38 R1W	8477584	10" min	10" min
Dual 710/70R38 R1W	8492484	10" min	13" min
Dual 710/70R42 R1W	8494584	13" min	15" only
Firestone Tires			
Dual 710/70R38 R1W	8492554	10" min	13" min
Dual 710/70R42 R1W	8494554	13" min	15" only
Goodyear Tires			
Dual 710/70R38 R1W	8492504	10" min	13" min
Dual 710/70R42 R1W	8494504	13" min	15" only
Dual 800/70R38 R1W	8418444	15" only	13" and 5" only
Dual 710/75R42 R1W	8492144	13" min	15" only
Michelin Tires			
Dual IF650/85R38 R1W	8486804	10" min	10" min
Dual 710/70R42 R1W	8494534	13" min	15" only
Dual IF 710/75R42 R1W	8492214	13" min	15" only
Dual 800/70R38 R1W	8418434	15" only	13" and 5" only
Trelleborg Tires			
Dual 710/75R42 R1W	8492154	13" min	15" only



PURCHASED PROTECTION

Pricing and program details can be found on the Dealer Portal or by contacting the CPP hotline @ 1-866-606-1802. Not all models are eligible for CPP.

AGRICULTURAL EQUIPMENT

U.S. PRICE LIST

FLEX HOE and PRECISION HOE AIR DRILLS

PL-100 AS REVISION 14

SAP PRICE LIST 016 CD

EFFECTIVE May 15, 2013

THIS IS A COMPLETE REVISION

This price list is intended for dealers with the (AS) contract only.

This Complete Revision includes new or revised information and replaces all prior revisions.

The prices included in this revision supersede any prices established prior to the effective date shown unless specifically identified in a price bulletin as superseding this price list.

Copyright 2013 By

CNH America LLC



GENERAL INFORMATION

ADVANCE FREIGHT

Advance freight will be added to the machinery invoice as a separate net charge for machinery shipped from field locations or from other than specified Ex Works locations.

PRICES

Prices are Ex Works factory, where the goods are manufactured, except where noted. For detailed information concerning prices, please refer to your OPERATING GUIDE.

CONTENTS OF ORGANIZATION

CNH America LLC issues price lists and revisions covering each Case IH contract. The U.S. Price List is published in U.S. funds and the Canadian Price List is published in Canadian funds. Ensure that you are using the correct price list. U.S. or Canada is referenced at the top of each page and the Canadian price lists have a Maple Leaf on the price list cover page.

Freight, duty and sales taxes are NOT included in any wholegoods or attachment prices shown in the price list. Any appropriate freight, duty, Federal, State, and Provincial taxes will be added to the machinery invoice as separate net charges.

PROCEDURE

The price pages for each machine (or group of machines) lists both "Factory Supplied Options" and/or "Factory Supplied Attachments."

Each price list is comprised of the various machines sold under that contract. Each price book section has "Factory Supplied Options" and/or "Factory Supplied Attachments" price pages. When ordering and pricing a machine follow the ordering instructions listed for that machine. Attachments listed following the "Factory Supplied Attachments" heading are available for installation in the field.



GENERAL INFORMATION

DISTRIBUTION OF PRICE LISTS

Price lists and periodic price list revisions will be posted on the Dealer Portal, and distributed electronically when possible.

Printed copies of current price lists, index tabs and binders can be purchased from the Document Management Center (DMC). Orders should be placed only through the DMC web site link located on the Dealer Portal.

Document Management Center (DMC)
2205 Durand Avenue
Racine, WI 53403

DMC customer service:
(for inquiries - not to place orders)
(262)636-7540
Internal E-mail: #NA DMC ORDER CENTER

Complete U.S. Price List is PL-100
Complete Canadian Price List is PLC-100

Periodic price list revisions are usually accompanied by a cover sheet which carries instructions on price page changes and where to insert replacement or new price pages. The revisions are dated and are effective as of that date.



**FLEX HOE AND PRECISION HOE AIR DRILLS
TABLE OF CONTENTS**

FLEX 400 HOE AIR DRILLS

FLEX HOE 400 AIR DRILL - 7.2 IN. SPACING
Standard Features 1
Price List 3

FLEX HOE 400 AIR DRILL - 10 IN. SPACING
Standard Features 11
Price List 13

FLEX HOE 400 AIR DRILL - 12 IN. SPACING
Standard Features 23
Price List 25

FLEX HOE 400 AIR DRILL ATTACHMENTS..... 35

FLEX HOE 400 AIR DRILL CHARTS
Setup Charges Chart..... 43
Optical Sensor Flow Blockage Charts 44
Working Widths Chart..... 49

FLEX 700 HOE AIR DRILLS

FLEX HOE 700 AIR DRILL - 7.5 IN. SPACING
Standard Features 51
Price List 53

FLEX HOE 700 AIR DRILL - 10 IN. SPACING
Standard Features 59
Price List 61

FLEX HOE 700 AIR DRILL - 12 IN. SPACING
Standard Features 69
Price List 71

FLEX HOE 700 AIR DRILL ATTACHMENTS..... 79

FLEX HOE 700 AIR DRILL CHART
Setup Charges Chart..... 87



**FLEX HOE AND PRECISION HOE AIR DRILLS
TABLE OF CONTENTS**

PRECISION HOE 800 AIR DRILL

PRECISION HOE 800 AIR DRILL - 10 IN. SPACING	
Standard Features	89
Price List	92
PRECISION HOE 800 AIR DRILL - 12 IN. SPACING	
Standard Features	99
Price List	102
PRECISION HOE 800 AIR DRILL ATTACHMENTS.....	108
PRECISION HOE 800 AIR DRILL CHART	
Setup Charges Chart.....	113



**FLEX HOE 400 AIR DRILL - 7.2 IN. SPACING
US PRICE LIST**

**(Ex Works - See Standard Equipment)
Standard Equipment**

WORKING WIDTH w/7.2 in. SPACING:

Implement Width	Working Width
-----	-----
27 ft.	27 ft.
33 ft.	33 ft.
39 ft.	39 ft.
45 ft.	45 ft.
51 ft.	51 ft.
57 ft.	57 ft.

PACKING SYSTEM:

Select to match opener selection, seed row spacing, soil type and moisture conditions
In-line "V" steel or semi-pneumatic rubber

TRANSPORT LIGHTS:

Front - 2 amber dual-lens markers
Rear - 1 red stop light

HITCH:

Floating hitch

TRANSPORT WIDTH:

27 ft. to 57 ft. - 20 ft. 6 in.
Width will vary based on opener selection

HYDRAULICS:

Depth control - Rockshaft rotated by 2 raise/lower cylinders located on the outboard end of the center section
Wing lift - 2 cylinders on 3 section implements, 4 cylinders on 5 section implements

TRANSPORT HEIGHT:

27 ft. - 11 ft. 8 in.
33 ft. - 14 ft. 8 in.
39 ft. - 17 ft. 9 in.
45 ft. - 14 ft. 6 in.
51 ft. - 17 ft. 6-1/2 in.
57 ft. - 17 ft. 6-1/2 in.

DEPTH CONTROL:

Single point mechanical adjustment with hydraulic shutoff poppet valve actuated by contact onto center section rockshaft

TRANSPORT LENGTH:

27 ft. to 39 ft. models - 27 ft. 3 in.
45 ft. to 57 ft. models - 31 ft. 11 in.

FRAME:

Vertical folding for transport#
4 in. x 4 in. HSS tubing, air hoe drill frame is supported across the rear by the presswheels and across the front by the single or dual walkbeam front castors.
Barrel shaped wing hinge bolts and polyurethane flex tubes and pads allow the frame to flex torsionally across the entire width of machine.

TIRES:

All tires are stubble rated

Requirements for Operation:

Tractor power
Opener selection, ground speed, seeding depth, soil texture, moisture conditions, field topography and hitched configurations are all factors affecting required horsepower.

**FLEX HOE 400 AIR DRILL - 7.2 IN. SPACING
US PRICE LIST**

(Ex Works - See Standard Equipment)

Standard Equipment

Requirements for Operation: (continued)

Tractor power

The mentioned recommendations
below are strictly a guideline.

Drawbar horsepower:

Single-shoot in average soil
conditions 4 to 7 HP per foot

Double-shoot in heavy soil
conditions 7.5 HP per foot

Hydraulic System

Closed Center Load Sensing
(CCLS) with 35 U.S. gpm
minimum flow at 2600 p.s.i.
at the tractor SCV couplers

Do not tow the implement at speeds
over 20 mph.

Do not tow a loaded air system while
transporting the implement between
fields.

Do not tow more than two implements
behind the tractor while transporting
between fields.

The total towed weight should be less
than 1.5 times the maximum operating
weight provided by the tractor
manufacturer.

The total towed weight should be
reduced based on tractor condition
and road conditions.

Requirements for Operation: (continued)

Tractor draw bar that can be locked in a
stationary position with an intermediate
draw bar chain support.

Tractor equipped with 12-volt electrical
system with a 7 pin auxiliary electric
outlet for warning lights.

* Minimum requirements are a starting
point only and should be increased
based on operating conditions
in the field, road transport conditions
and other implements that are used
with the drill.

** Set up facilities are available for an
additional charge on the invoice. Please
see the Set up facilities chart for more
information.

EX WORKS:

Wholegoods

(Ex Works Saskatoon, SK)

(Freight Equalized Fargo, ND)

Factory Supplied Attachments

(Ex Works Saskatoon, SK)



**FLEX HOE 400 AIR DRILL - 7.2 IN. SPACING
US PRICE LIST**

(Ex Works - See Standard Equipment)

Models

COMMERCIAL MODEL	WORKING WIDTH	Weight	List Price
FH 400 AIR DRILL	27 ft.	8,297 LB	\$56,021.00
FH 400 AIR DRILL	33 ft.	9,095 LB	\$62,454.00
FH 400 AIR DRILL	39 ft.	9,687 LB	\$69,668.00
FH 400 AIR DRILL	45 ft.	12,646 LB	\$90,002.00
FH 400 AIR DRILL	51 ft.	13,486 LB	\$97,571.00
FH 400 AIR DRILL	57 ft.	13,486 LB	\$107,283.00

Factory Supplied Options

Order Code	Description	Weight	List Price
------------	-------------	--------	------------

SPACING

SD_P7601 SPACING PACKAGES

7.2 Inch Spacing			
424702	7.2 in. spacing 27 ft. ww		No Charge
424703	7.2 in. spacing 33 ft. ww		No Charge
424704	7.2 in. spacing 39 ft. ww		No Charge
424705	7.2 in. spacing 45 ft. ww		No Charge
424706	7.2 in. spacing 51 ft. ww		No Charge
424893	7.2 in. spacing 57 ft. ww		No Charge

CENTER SECTION CASTERS

SD_P5101 TIRES

789099	Center single casters For 27 ft. - 34 ft. drill, (4) 9.5L x 15 and (2) 11L x 15	1,534 LB	No Charge
424794	Center dual casters For 39 ft. - 46 ft. drill, (8) 9.5L x 15 For 51 ft. - 58 ft. drill, (8) 11L-15FI D		No Charge
424836	Heavy-duty center dual casters For 27 ft. - 34 ft. drill, (8) 9.5L x 15 For 39 ft. - 40 ft. drill, (8) 11L-15FI D For 45 ft. - 46 ft. drill, (4) 11L-15FI D and (4) 11-15FI F For 51 ft. - 58 ft. drill, (8) 11L-15FI F Load Range		
	if WORKING WIDTH is 39 ft.		\$220.00



**FLEX HOE 400 AIR DRILL - 7.2 IN. SPACING
US PRICE LIST**

(Ex Works - See Standard Equipment)

		if WORKING WIDTH is 45 ft. or WORKING WIDTH is 51 ft. or WORKING WIDTH is 57 ft.			\$1,269.00
		if WORKING WIDTH is 27 ft. or WORKING WIDTH is 33 ft.			\$1,864.00

WING CASTERS

SD_P5102 WING CASTERS

	789104	Standard wing casters For 27 ft. - 39 ft. drill, (2) 9.5L x 15 For 45 ft. - 58 ft. drill, (4) 9.5L x 15 Heavy-duty tires - FI "D" load rating, stubble warranty	1,405 LB		No Charge
	789105	Dual wing casters For 27 ft. - 39 ft. drill, (4) 9.5L x 15 For 45 ft. - 58 ft. drill, (8) 9.5L x 15 Heavy-duty tires - FI "D" load rating, stubble warranty	2,090 LB		
		if WORKING WIDTH is 27 ft. or WORKING WIDTH is 33 ft. or WORKING WIDTH is 39 ft.	2,090 LB		\$1,765.00
		if WORKING WIDTH is 45 ft. or WORKING WIDTH is 51 ft. or WORKING WIDTH is 57 ft.	2,090 LB		\$3,532.00

TRIPS AND SHANKS

SD_50007 SHIM KIT

	X50007X	No 350-550 trip shims			No Charge
	424860	Shim kit, 10 350-550 trip			\$284.00
	424861	Shim kit, 12 350-550 trip			\$341.00
	424862	Shim kit, 14 350-550 trip			\$397.00

SD_P5307 TRIPS LEAD SHANKS

350 lb. Trip					
	789108	350lb Trip shank 7.2in spacing with 1 in. x 2 in., x 50° "C" shank			No Charge
550 lb. Trip					
	789111	550lb Trip shank 7.2in spacing with 1 in. x 2 in., x 50° "C" Shank	7,011 LB		
		if WORKING WIDTH is 27 ft.	7,011 LB		\$1,391.00
		if WORKING WIDTH is 33 ft.	7,011 LB		\$1,708.00
		if WORKING WIDTH is 39 ft.	7,011 LB		\$2,026.00
		if WORKING WIDTH is 45 ft.	7,011 LB		\$2,328.00
		if WORKING WIDTH is 51 ft.	7,011 LB		\$2,641.00
		if WORKING WIDTH is 57 ft.	7,011 LB		\$2,950.00



**FLEX HOE 400 AIR DRILL - 7.2 IN. SPACING
US PRICE LIST**

(Ex Works - See Standard Equipment)

PRESS WHEELS

SD_16034 PRESS WHEELS

7.2 In. Spacing						
	789114	3.5 in Steel press wheel 7.2				No Charge
	789115	3 in Rubber press wheel 7.2	6,205 LB			
		if WORKING WIDTH is 27 ft.	6,205 LB			\$3,221.00
		if WORKING WIDTH is 33 ft.	6,205 LB			\$3,770.00
		if WORKING WIDTH is 45 ft.	6,205 LB			\$4,370.00
		if WORKING WIDTH is 39 ft.	6,205 LB			\$4,593.00
		if WORKING WIDTH is 51 ft.	6,205 LB			\$5,018.00
		if WORKING WIDTH is 57 ft.	6,205 LB			\$5,608.00
		if WORKING WIDTH is 57 ft.	6,205 LB			\$5,608.00

HARROWS AND LEVELERS

SD_P7702 HEAVY HARROWS

	XP7702X	No heavy harrows				No Charge
	789126	Single bar heavy harrows 7.2	634 LB			
		if WORKING WIDTH is 27 ft.	634 LB			\$1,439.00
		if WORKING WIDTH is 33 ft.	634 LB			\$1,804.00
		if WORKING WIDTH is 39 ft.	634 LB			\$2,133.00
		if WORKING WIDTH is 45 ft.	634 LB			\$2,355.00
		if WORKING WIDTH is 51 ft.	634 LB			\$2,758.00
		if WORKING WIDTH is 57 ft.	634 LB			\$3,087.00

AIR PACKAGES

SD_P8001 AIR PACKAGE

	XP8001X	No air system package				No Charge
TBH Air Systems - Single Shoot						
	789132	Air package TBH SS - 7.2 in Air package for Tow-Behind Air Systems - single shoot	604 LB			
		if WORKING WIDTH is 27 ft.	604 LB			\$2,361.00
		if WORKING WIDTH is 33 ft.	604 LB			\$2,977.00
		if WORKING WIDTH is 39 ft.	604 LB			\$3,270.00
		if WORKING WIDTH is 45 ft.	604 LB			\$4,211.00
		if WORKING WIDTH is 51 ft.	604 LB			\$4,253.00
		if WORKING WIDTH is 57 ft.	604 LB			\$4,848.00
TBH Air Systems - Double Shoot						
	789138	Air package TBH DS - 7.2 in. Air package for Tow-Behind Air Systems - double shoot	1,140 LB			
		if WORKING WIDTH is 27 ft.	1,140 LB			\$4,533.00

**FLEX HOE 400 AIR DRILL - 7.2 IN. SPACING
US PRICE LIST**

(Ex Works - See Standard Equipment)

		if WORKING WIDTH is 33 ft.	1,140 LB		\$5,693.00
		if WORKING WIDTH is 39 ft.	1,140 LB		\$6,279.00
		if WORKING WIDTH is 45 ft.	1,140 LB		\$8,216.00
		if WORKING WIDTH is 51 ft.	1,140 LB		\$8,239.00
		if WORKING WIDTH is 57 ft.	1,140 LB		\$9,209.00
TBT Air Systems - Single Shoot					
	789129	Air package TBT SS - 7.2 in. Air package for Tow-Between Air Systems - single shoot	728 LB		
		if WORKING WIDTH is 27 ft.	728 LB		\$2,728.00
		if WORKING WIDTH is 33 ft.	728 LB		\$3,377.00
		if WORKING WIDTH is 39 ft.	728 LB		\$4,032.00
		if WORKING WIDTH is 45 ft.	728 LB		\$5,108.00
		if WORKING WIDTH is 51 ft.	728 LB		\$5,159.00
		if WORKING WIDTH is 57 ft.	728 LB		\$5,766.00
TBT Air Systems - Double Shoot					
	789135	Air package TBT DS - 7.2 in. Air package for Tow-Between Air Systems - double shoot	1,371 LB		
		if WORKING WIDTH is 27 ft.	1,371 LB		\$5,197.00
		if WORKING WIDTH is 33 ft.	1,371 LB		\$6,494.00
		if WORKING WIDTH is 39 ft.	1,371 LB		\$7,802.00
		if WORKING WIDTH is 45 ft.	1,371 LB		\$9,958.00
		if WORKING WIDTH is 51 ft.	1,371 LB		\$10,056.00
		if WORKING WIDTH is 57 ft.	1,371 LB		\$11,240.00

FLOW BLOCKAGE

SD_P8002 FLOW BLOCKAGE

	XP8002X	No flow blockage			No Charge
7.2 In Spacing					
	451003	Flw Blk Basic SS 7.2 in. Flow blockage basic - single shoot			
		if WORKING WIDTH is 27 ft.			\$2,216.00
		if WORKING WIDTH is 33 ft.			\$2,219.00
		if WORKING WIDTH is 39 ft.			\$2,230.00
		if WORKING WIDTH is 45 ft.			\$2,231.00
		if WORKING WIDTH is 57 ft.			\$2,244.00
		if WORKING WIDTH is 51 ft.			\$2,244.00
	451004	Flw Blk Expand SS 7.2 in. Flow blockage expanded - single shoot			
		if WORKING WIDTH is 27 ft.			\$7,550.00
		if WORKING WIDTH is 33 ft.			\$9,932.00
		if WORKING WIDTH is 39 ft.			\$11,043.00
		if WORKING WIDTH is 45 ft.			\$13,480.00
		if WORKING WIDTH is 51 ft.			\$14,457.00
		if WORKING WIDTH is 57 ft.			\$15,483.00
	451005	Flw Blk Basic DS 7.2 in. Flow blockage basic - double shoot			

**FLEX HOE 400 AIR DRILL - 7.2 IN. SPACING
US PRICE LIST**

(Ex Works - See Standard Equipment)

		if WORKING WIDTH is 27 ft.		\$3,436.00
		if WORKING WIDTH is 33 ft.		\$3,442.00
		if WORKING WIDTH is 39 ft.		\$3,465.00
		if WORKING WIDTH is 45 ft.		\$3,468.00
		if WORKING WIDTH is 51 ft.		\$3,494.00
		if WORKING WIDTH is 57 ft.		\$3,494.00
	451009	Flw Blk Expand DS 7.2 in. Flow blockage expanded - double shoot		
		if WORKING WIDTH is 27 ft.		\$13,906.00
		if WORKING WIDTH is 33 ft.		\$17,108.00
		if WORKING WIDTH is 39 ft.		\$20,312.00
		if WORKING WIDTH is 45 ft.		\$25,001.00
		if WORKING WIDTH is 51 ft.		\$26,769.00
		if WORKING WIDTH is 57 ft.		\$28,533.00
	451006	Flw Blk Basic Expand DS 7.2 in. Flow blockage basic/expanded - double shoot		
		if WORKING WIDTH is 27 ft.		\$9,586.00
		if WORKING WIDTH is 33 ft.		\$10,845.00
		if WORKING WIDTH is 39 ft.		\$13,060.00
		if WORKING WIDTH is 45 ft.		\$14,280.00
		if WORKING WIDTH is 51 ft.		\$16,490.00
		if WORKING WIDTH is 57 ft.		\$17,515.00

SD_P8003 FLOW BLOCKAGE HARNESS

	XP8003X	No flow blockage harness for Tow-Between Air System		No Charge
	424856	Flow blockage harness TBT		\$663.00

SCRAPERS

SD_29040 SCRAPERS

	X29040X	No scrapers press wheel mud scrapers		No Charge
	424863	Mud scraper 7.2 in. spacing with adjustable clip assembly		
		if WORKING WIDTH is 27 ft.		\$1,064.00
		if WORKING WIDTH is 33 ft.		\$1,300.00
		if WORKING WIDTH is 39 ft.		\$1,537.00
		if WORKING WIDTH is 45 ft.		\$1,774.00
		if WORKING WIDTH is 51 ft.		\$2,010.00
		if WORKING WIDTH is 57 ft.		\$2,247.00

CROSS TILLAGE

SD_25002 ELEC MONITOR TILLAGE EXTN

	X25002X	No elec. monitor tillage extn.		No Charge
--	---------	--------------------------------	--	-----------

**FLEX HOE 400 AIR DRILL - 7.2 IN. SPACING
US PRICE LIST**

(Ex Works - See Standard Equipment)

	424859	Elec monitor tillage extn-TBH Electronic monitor tillage harness extension Tow-Behind Air Systems only			\$608.00
--	--------	--	--	--	----------

SD_29002 HYDRAULIC CROSS TILLAGE EXTN

	X29002X	No hydraulic cross till extn. hydraulic cross tillage extension for Tow-Behind Air System			No Charge
	424858	Fan hydraulic hose extn-TBH Fan hydraulic hose extension For Precision Air 2280, 2330, 3380, 3430 Tow-Behind Air Systems only			\$1,575.00

REAR HITCH

SD_41023 REAR HITCH

	X41023X	No rear hitch			No Charge
	451011	Rear hitch - liquid wagon			\$1,437.00

WORK SWITCH

SD_50127 WORK SWITCH

	X50127X	No work switch			No Charge
	451010	Tillage mounted work switch			\$385.00

STEALTH BODY

SD_P8901 SEEDING TOOLS

	XP8901X	No seeding tools			No Charge
	451000	Stealth Body w/bolts 7.2 in.			
		if WORKING WIDTH is 27 ft.			\$2,118.00
		if WORKING WIDTH is 33 ft.			\$2,588.00
		if WORKING WIDTH is 39 ft.			\$3,057.00
		if WORKING WIDTH is 45 ft.			\$3,528.00
		if WORKING WIDTH is 51 ft.			\$3,998.00
		if WORKING WIDTH is 57 ft.			\$4,469.00

STEALTH PAIR ROW

SD_P8903 STEALTH SEED TOOL ATTACHMENTS

	XP8903X	No Stealth seed tool attach			No Charge
		7.2 in. spacing			
	451027	3" Spread w/Carbide - 7.2 in. paired row double shoot			

**FLEX HOE 400 AIR DRILL - 7.2 IN. SPACING
US PRICE LIST**

(Ex Works - See Standard Equipment)

		if WORKING WIDTH is 27 ft.		\$3,121.00
		if WORKING WIDTH is 33 ft.		\$3,851.00
		if WORKING WIDTH is 39 ft.		\$4,508.00
		if WORKING WIDTH is 45 ft.		\$5,204.00
		if WORKING WIDTH is 51 ft.		\$5,897.00
		if WORKING WIDTH is 57 ft.		\$6,591.00

STEALTH TIPS

SD_P8902 STEALTH TIPS

	XP8902X	No Stealth tips		No Charge
	451012	Stealth tip, Carbide - 7.2 in.		
		if WORKING WIDTH is 27 ft.		\$1,491.00
		if WORKING WIDTH is 33 ft.		\$1,821.00
		if WORKING WIDTH is 39 ft.		\$2,153.00
		if WORKING WIDTH is 45 ft.		\$2,484.00
		if WORKING WIDTH is 51 ft.		\$2,815.00
		if WORKING WIDTH is 57 ft.		\$3,146.00
	451015	Carbide Gumbo - 7.2 in.		
		if WORKING WIDTH is 27 ft.		\$1,560.00
		if WORKING WIDTH is 33 ft.		\$1,909.00
		if WORKING WIDTH is 39 ft.		\$2,255.00
		if WORKING WIDTH is 45 ft.		\$2,602.00
		if WORKING WIDTH is 51 ft.		\$2,949.00
		if WORKING WIDTH is 57 ft.		\$3,296.00
	451018	3" Spread w/Carbide - 7.2 in.		
		if WORKING WIDTH is 27 ft.		\$4,399.00
		if WORKING WIDTH is 33 ft.		\$5,379.00
		if WORKING WIDTH is 39 ft.		\$6,355.00
		if WORKING WIDTH is 45 ft.		\$7,334.00
		if WORKING WIDTH is 51 ft.		\$8,311.00
		if WORKING WIDTH is 57 ft.		\$9,256.00
	451021	4" Spread w/Carbide - 7.2 in.		
		if WORKING WIDTH is 27 ft.		\$4,612.00
		if WORKING WIDTH is 33 ft.		\$5,637.00
		if WORKING WIDTH is 39 ft.		\$6,663.00
		if WORKING WIDTH is 45 ft.		\$7,687.00
		if WORKING WIDTH is 51 ft.		\$8,713.00
		if WORKING WIDTH is 57 ft.		\$9,737.00
	451024	5" Spread w/Carbide - 7.2 in.		
		if WORKING WIDTH is 27 ft.		\$5,109.00
		if WORKING WIDTH is 33 ft.		\$6,246.00
		if WORKING WIDTH is 39 ft.		\$7,380.00
		if WORKING WIDTH is 45 ft.		\$8,516.00
		if WORKING WIDTH is 51 ft.		\$9,651.00
		if WORKING WIDTH is 57 ft.		\$10,787.00

**FLEX HOE 400 AIR DRILL - 7.2 IN. SPACING
US PRICE LIST**

(Ex Works - See Standard Equipment)

SETUP OPTIONS

SD_50097 SETUP

	789096	No setup			No Charge
Set-Up Charges added to Invc.					
	789093	Setup at Harve, MT Depot Havre, MT - enter 112427 in the Ship To location on order. To calculate the actual Setup Charges that will appear on your invoice refer to the "Dealer Setup Charges" chart.			No Charge
	789095	Setup at Minot, ND Depot Minot, ND - enter 112425 in the Ship To location on order. To calculate the actual Setup Charges that will appear on your invoice refer to the "Dealer Setup Charges" chart.			No Charge
	789098	Setup Saskatoon SK To calculate the actual Setup Charges that will appear on your invoice refer to the "Dealer Setup Charges" chart.			No Charge
	451093	Setup Coaldale AB Coaldale, AB - enter 125403 in the Ship To location on order. To calculate the actual Setup Charges that will appear on your invoice refer to the "Dealer Setup Charges" chart.			No Charge
	451210	Setup Sexsmith AB Sexsmith, AB - enter 132635 in the Ship To location on order. To calculate the actual Setup Charges that will appear on your invoice refer to the "Dealer Setup Charges" chart.			No Charge
	789092	Setup Linden AB Linden, AB - enter 112445 in the Ship To location on order. To calculate the actual Setup Charges that will appear on your invoice refer to the "Dealer Setup Charges" chart.			No Charge
	789094	Setup Mundare AB Mundare, AB - enter 112447 in the Ship To location on order. To calculate the actual Setup Charges that will appear on your invoice refer to the "Dealer Setup Charges" chart.			No Charge
	424371	Setup at Winkler, MB Depot Winkler, MB - enter 116470 in the Ship To location on order. To calculate the actual Setup Charges that will appear on your invoice refer to the "Dealer Setup Charges" chart.			No Charge



FLEX HOE 400 AIR DRILL - 10 IN. SPACING
US PRICE LIST

(Ex Works - See Standard Equipment)
Standard Equipment

WORKING WIDTH w/10 in. SPACING:

Implement Width	Working Width
-----	-----
27 ft.	28 ft.
33 ft.	33 ft.
39 ft.	40 ft.
45 ft.	46 ft.
51 ft.	51 ft.
57 ft.	58 ft.

PACKING SYSTEM:

Select to match opener selection, seed row spacing, soil type and moisture conditions
In-line "V" steel or semi-pneumatic rubber

TRANSPORT LIGHTS:

Front - 2 amber dual-lens markers
Rear - 1 red stop light

HITCH:

Floating hitch

TRANSPORT WIDTH:

27 ft. to 57 ft. - 20 ft. 6 in.
Width will vary based on opener selection

HYDRAULICS:

Depth control - Rockshaft rotated by 2 raise/lower cylinders located on the outboard end of the center section
Wing lift - 2 cylinders on 3 section implements, 4 cylinders on 5 section implements

TRANSPORT HEIGHT:

27 ft. - 11 ft. 8 in.
33 ft. - 14 ft. 8 in.
39 ft. - 17 ft. 9 in.
45 ft. - 14 ft. 6 in.
51 ft. - 17 ft. 6-1/2 in.
57 ft. - 17 ft. 6-1/2 in.

DEPTH CONTROL:

Single point mechanical adjustment with hydraulic shutoff poppet valve actuated by contact onto center section rockshaft

TRANSPORT LENGTH:

27 ft. to 39 ft. models - 27 ft. 3 in.
45 ft. to 57 ft. models - 31 ft. 11 in.

FRAME:

Vertical folding for transport#
4 in. x 4 in. HSS tubing, air hoe drill frame is supported across the rear by the presswheels and across the front by the single or dual walkbeam front castors.
Barrel shaped wing hinge bolts and polyurethane flex tubes and pads allow the frame to flex torsionally across the entire width of machine.

TIRES:

All tires are stubble rated

Requirements for Operation:

Tractor power
Opener selection, ground speed, seeding depth, soil texture, moisture conditions, field topography and hitched configurations are all factors affecting required horsepower.

FLEX HOE 400 AIR DRILL - 10 IN. SPACING
US PRICE LIST

(Ex Works - See Standard Equipment)

Standard Equipment

Requirements for Operation: (continued)

Tractor power

The mentioned recommendations
below are strictly a guideline.

Drawbar horsepower:

Single-shoot in average soil
conditions 4 to 7 HP per foot

Double-shoot in heavy soil
conditions 7.5 HP per foot

Hydraulic System

Closed Center Load Sensing
(CCLS) with 35 U.S. gpm
minimum flow at 2600 p.s.i.
at the tractor SCV couplers

Do not tow the implement at speeds
over 20 mph.

Do not tow a loaded air system while
transporting the implement between
fields.

Do not tow more than two implements
behind the tractor while transporting
between fields.

The total towed weight should be less
than 1.5 times the maximum operating
weight provided by the tractor
manufacturer.

The total towed weight should be
reduced based on tractor condition
and road conditions.

Requirements for Operation: (continued)

Tractor draw bar that can be locked in a
stationary position with an intermediate
draw bar chain support.

Tractor equipped with 12-volt electrical
system with a 7 pin auxiliary electric
outlet for warning lights.

* Minimum requirements are a starting
point only and should be increased
based on operating conditions
in the field, road transport conditions
and other implements that are used
with the drill.

** Set up facilities are available for an
additional charge on the invoice. Please
see the Set up facilities chart for more
information.

EX WORKS:

Wholegoods

(Ex Works Saskatoon, SK)

(Freight Equalized Fargo, ND)

Factory Supplied Attachments

(Ex Works Saskatoon, SK)



**FLEX HOE 400 AIR DRILL - 10 IN. SPACING
US PRICE LIST**

(Ex Works - See Standard Equipment)

Models

COMMERCIAL MODEL	WORKING WIDTH	Weight	List Price
FH 400 AIR DRILL	27 ft.	8,297 LB	\$56,021.00
FH 400 AIR DRILL	33 ft.	9,095 LB	\$62,454.00
FH 400 AIR DRILL	39 ft.	9,687 LB	\$69,668.00
FH 400 AIR DRILL	45 ft.	12,646 LB	\$90,002.00
FH 400 AIR DRILL	51 ft.	13,486 LB	\$97,571.00
FH 400 AIR DRILL	57 ft.	13,486 LB	\$107,283.00

Factory Supplied Options

Order Code	Description	Weight	List Price
------------	-------------	--------	------------

SPACING

SD_P7601 SPACING PACKAGES

10 Inch Spacing			
424707	10 in. spacing 28 ft. ww		No Charge
424708	10 in. spacing 33 ft. ww		No Charge
424709	10 in. spacing 40 ft. ww		No Charge
424710	10 in. spacing 46 ft. ww		No Charge
424711	10 in. spacing 51 ft. ww		No Charge
424894	10 in. spacing 58 ft. ww		No Charge

CENTER SECTION CASTERS

SD_P5101 TIRES

789099	Center single casters For 27 ft. - 34 ft. drill, (4) 9.5L x 15 and (2) 11L x 15	1,534 LB	No Charge
424794	Center dual casters For 39 ft. - 46 ft. drill, (8) 9.5L x 15 For 51 ft. - 58 ft. drill, (8) 11L-15FI D		No Charge
424836	Heavy-duty center dual casters For 27 ft. - 34 ft. drill, (8) 9.5L x 15 For 39 ft. - 40 ft. drill, (8) 11L-15FI D For 45 ft. - 46 ft. drill, (4) 11L-15FI D and (4) 11-15FI F For 51 ft. - 58 ft. drill, (8) 11L-15FI F Load Range		
	if WORKING WIDTH is 39 ft.		\$220.00

**FLEX HOE 400 AIR DRILL - 10 IN. SPACING
US PRICE LIST**

(Ex Works - See Standard Equipment)

		if WORKING WIDTH is 45 ft. or WORKING WIDTH is 51 ft. or WORKING WIDTH is 57 ft.			\$1,269.00
		if WORKING WIDTH is 27 ft. or WORKING WIDTH is 33 ft.			\$1,864.00

WING CASTERS

SD_P5102 WING CASTERS

	789104	Standard wing casters For 27 ft. - 39 ft. drill, (2) 9.5L x 15 For 45 ft. - 58 ft. drill, (4) 9.5L x 15 Heavy-duty tires - FI "D" load rating, stubble warranty	1,405 LB		No Charge
	789105	Dual wing casters For 27 ft. - 39 ft. drill, (4) 9.5L x 15 For 45 ft. - 58 ft. drill, (8) 9.5L x 15 Heavy-duty tires - FI "D" load rating, stubble warranty	2,090 LB		
		if WORKING WIDTH is 27 ft. or WORKING WIDTH is 33 ft. or WORKING WIDTH is 39 ft.	2,090 LB		\$1,765.00
		if WORKING WIDTH is 45 ft. or WORKING WIDTH is 51 ft. or WORKING WIDTH is 57 ft.	2,090 LB		\$3,532.00

TRIPS AND SHANKS

SD_50007 SHIM KIT

	X50007X	No 350-550 trip shims			No Charge
	424860	Shim kit, 10 350-550 trip			\$284.00
	424861	Shim kit, 12 350-550 trip			\$341.00
	424862	Shim kit, 14 350-550 trip			\$397.00

SD_P5307 TRIPS LEAD SHANKS

350 lb. Trip					
	789109	350lb Trip shank 10in spacing with 1 in. x 2 in., x 50° "C" Shank			
		if SPACING PACKAGES is 10 in. spacing 28 ft. ww			(\$2,806.00)
		if SPACING PACKAGES is 10 in. spacing 33 ft. ww			(\$3,746.00)
		if SPACING PACKAGES is 10 in. spacing 40 ft. ww			(\$4,282.00)
		if SPACING PACKAGES is 10 in. spacing 46 ft. ww			(\$4,487.00)
		if SPACING PACKAGES is 10 in. spacing 51 ft. ww			(\$5,799.00)
		if SPACING PACKAGES is 10 in. spacing 58 ft. ww			(\$6,299.00)
550 lb. Trip					
	789112	550lb Trip shank 10in spacing with 1 in. x 2 in., x 50° "C" Shank			
		if SPACING PACKAGES is 10 in. spacing 28 ft. ww			(\$1,782.00)
		if SPACING PACKAGES is 10 in. spacing 33 ft. ww			(\$2,570.00)

**FLEX HOE 400 AIR DRILL - 10 IN. SPACING
US PRICE LIST**

(Ex Works - See Standard Equipment)

		if SPACING PACKAGES is 10 in. spacing 40 ft. ww			(\$2,826.00)
		if SPACING PACKAGES is 10 in. spacing 46 ft. ww			(\$2,827.00)
		if SPACING PACKAGES is 10 in. spacing 51 ft. ww			(\$3,921.00)
		if SPACING PACKAGES is 10 in. spacing 58 ft. ww			(\$4,179.00)

PRESS WHEELS

SD 16034 PRESS WHEELS

10 In. Spacing					
	789116	3.5 in. Steel press wheel 10			
		if SPACING PACKAGES is 10 in. spacing 28 ft. ww			(\$558.00)
		if SPACING PACKAGES is 10 in. spacing 33 ft. ww			(\$736.00)
		if SPACING PACKAGES is 10 in. spacing 40 ft. ww			(\$1,015.00)
		if SPACING PACKAGES is 10 in. spacing 46 ft. ww			(\$1,018.00)
		if SPACING PACKAGES is 10 in. spacing 51 ft. ww			(\$1,832.00)
		if SPACING PACKAGES is 10 in. spacing 58 ft. ww			(\$2,055.00)
	789117	4.5 in. Steel press wheel 10			
		if SPACING PACKAGES is 10 in. spacing 28 ft. ww	5,236 LB		(\$181.00)
		if SPACING PACKAGES is 10 in. spacing 33 ft. ww	5,236 LB		(\$317.00)
		if SPACING PACKAGES is 10 in. spacing 46 ft. ww	5,236 LB		(\$501.00)
		if SPACING PACKAGES is 10 in. spacing 40 ft. ww	5,236 LB		(\$528.00)
		if SPACING PACKAGES is 10 in. spacing 51 ft. ww	5,236 LB		(\$1,216.00)
		if SPACING PACKAGES is 10 in. spacing 58 ft. ww	5,236 LB		(\$1,360.00)
	789118	3 in. Rubber press wheel 10			
		if SPACING PACKAGES is 10 in. spacing 28 ft. ww			\$2,037.00
		if SPACING PACKAGES is 10 in. spacing 33 ft. ww			\$2,110.00
		if SPACING PACKAGES is 10 in. spacing 46 ft. ww			\$2,172.00
		if SPACING PACKAGES is 10 in. spacing 51 ft. ww			\$2,703.00
		if SPACING PACKAGES is 10 in. spacing 40 ft. ww			\$2,782.00
		if SPACING PACKAGES is 10 in. spacing 58 ft. ww			\$3,018.00
	789119	4 in. Rubber press wheel 10			
		if SPACING PACKAGES is 10 in. spacing 28 ft. ww	5,338 LB		\$3,165.00
		if SPACING PACKAGES is 10 in. spacing 33 ft. ww	5,338 LB		\$3,433.00
		if SPACING PACKAGES is 10 in. spacing 46 ft. ww	5,338 LB		\$4,188.00
		if SPACING PACKAGES is 10 in. spacing 40 ft. ww	5,338 LB		\$4,374.00
		if SPACING PACKAGES is 10 in. spacing 51 ft. ww	5,338 LB		\$4,792.00
		if SPACING PACKAGES is 10 in. spacing 58 ft. ww	5,338 LB		\$5,348.00
	789120	5.5 in. Rubber press wheel 10			
		if SPACING PACKAGES is 10 in. spacing 28 ft. ww	5,808 LB		\$4,247.00
		if SPACING PACKAGES is 10 in. spacing 33 ft. ww	5,808 LB		\$5,053.00
		if SPACING PACKAGES is 10 in. spacing 40 ft. ww	5,808 LB		\$5,788.00
		if SPACING PACKAGES is 10 in. spacing 46 ft. ww	5,808 LB		\$5,926.00
		if SPACING PACKAGES is 10 in. spacing 51 ft. ww	5,808 LB		\$6,552.00
		if SPACING PACKAGES is 10 in. spacing 58 ft. ww	5,808 LB		\$7,327.00



**FLEX HOE 400 AIR DRILL - 10 IN. SPACING
US PRICE LIST**

(Ex Works - See Standard Equipment)

HARROWS AND LEVELERS

SD_P7702 HEAVY HARROWS

	XP7702X	No heavy harrows			No Charge
	789127	Single bar heavy harrows 10			
		if SPACING PACKAGES is 10 in. spacing 28 ft. ww	488 LB		\$1,385.00
		if SPACING PACKAGES is 10 in. spacing 33 ft. ww	488 LB		\$1,593.00
		if SPACING PACKAGES is 10 in. spacing 40 ft. ww	488 LB		\$2,030.00
		if SPACING PACKAGES is 10 in. spacing 46 ft. ww	488 LB		\$2,437.00
		if SPACING PACKAGES is 10 in. spacing 51 ft. ww	488 LB		\$2,704.00
		if SPACING PACKAGES is 10 in. spacing 58 ft. ww	488 LB		\$3,023.00

AIR PACKAGES

SD_P8001 AIR PACKAGE

	XP8001X	No air system package			No Charge
TBH Air Systems - Single Shoot					
	789133	Air package TBH SS - 10 in. Air package for Tow-Behind Air Systems - single shoot			
		if SPACING PACKAGES is 10 in. spacing 28 ft. ww			\$2,397.00
		if SPACING PACKAGES is 10 in. spacing 33 ft. ww			\$2,397.00
		if SPACING PACKAGES is 10 in. spacing 40 ft. ww			\$3,270.00
		if SPACING PACKAGES is 10 in. spacing 46 ft. ww			\$3,285.00
		if SPACING PACKAGES is 10 in. spacing 51 ft. ww			\$3,316.00
		if SPACING PACKAGES is 10 in. spacing 58 ft. ww			\$4,281.00
TBH Air Systems - Double Shoot					
	789139	Air package TBH DS 10 in. Air package for Tow-Behind Air Systems - double shoot			
		if SPACING PACKAGES is 10 in. spacing 28 ft. ww			\$4,865.00
		if SPACING PACKAGES is 10 in. spacing 33 ft. ww			\$4,865.00
		if SPACING PACKAGES is 10 in. spacing 40 ft. ww			\$7,043.00
		if SPACING PACKAGES is 10 in. spacing 46 ft. ww			\$7,075.00
		if SPACING PACKAGES is 10 in. spacing 51 ft. ww			\$7,144.00
		if SPACING PACKAGES is 10 in. spacing 58 ft. ww			\$8,202.00
TBT Air Systems - Single Shoot					
	789130	Air package TBT SS - 10 in. Air package for Tow-Between Air Systems - single shoot			
		if SPACING PACKAGES is 10 in. spacing 33 ft. ww			\$2,728.00
		if SPACING PACKAGES is 10 in. spacing 28 ft. ww			\$2,728.00
		if SPACING PACKAGES is 10 in. spacing 40 ft. ww			\$4,032.00
		if SPACING PACKAGES is 10 in. spacing 46 ft. ww			\$4,050.00
		if SPACING PACKAGES is 10 in. spacing 51 ft. ww			\$4,089.00
		if SPACING PACKAGES is 10 in. spacing 58 ft. ww			\$5,166.00

**FLEX HOE 400 AIR DRILL - 10 IN. SPACING
US PRICE LIST**

(Ex Works - See Standard Equipment)

TBT Air Systems - Double Shoot					
	789136	Air package TBT DS - 10 in.			
		Air package for Tow-Between Air Systems - double shoot			
		if SPACING PACKAGES is 10 in. spacing 33 ft. ww			\$5,197.00
		if SPACING PACKAGES is 10 in. spacing 28 ft. ww			\$5,197.00
		if SPACING PACKAGES is 10 in. spacing 40 ft. ww			\$7,771.00
		if SPACING PACKAGES is 10 in. spacing 46 ft. ww			\$7,837.00
		if SPACING PACKAGES is 10 in. spacing 51 ft. ww			\$7,919.00
		if SPACING PACKAGES is 10 in. spacing 58 ft. ww			\$9,454.00

FLOW BLOCKAGE

SD_P8002 FLOW BLOCKAGE					
	XP8002X	No flow blockage			No Charge
10 In. Spacing					
	424848	Flw Blk Basic SS 10 in.			
		Flow blockage basic - single shoot			
		if SPACING PACKAGES is 10 in. spacing 28 ft. ww			\$2,243.00
		if SPACING PACKAGES is 10 in. spacing 33 ft. ww			\$2,243.00
		if SPACING PACKAGES is 10 in. spacing 40 ft. ww			\$2,255.00
		if SPACING PACKAGES is 10 in. spacing 58 ft. ww			\$2,268.00
		if SPACING PACKAGES is 10 in. spacing 46 ft. ww			\$2,268.00
		if SPACING PACKAGES is 10 in. spacing 51 ft. ww			\$2,268.00
	424850	Flw Blk Expand SS 10 in.			
		Flow blockage expanded - single shoot			
		if SPACING PACKAGES is 10 in. spacing 28 ft. ww			\$6,679.00
		if SPACING PACKAGES is 10 in. spacing 33 ft. ww			\$7,344.00
		if SPACING PACKAGES is 10 in. spacing 40 ft. ww			\$8,312.00
		if SPACING PACKAGES is 10 in. spacing 46 ft. ww			\$10,416.00
		if SPACING PACKAGES is 10 in. spacing 51 ft. ww			\$11,174.00
		if SPACING PACKAGES is 10 in. spacing 58 ft. ww			\$13,490.00
	424852	Flw Blk Basic DS 10 in.			
		Flow blockage basic - double shoot			
		if SPACING PACKAGES is 10 in. spacing 33 ft. ww			\$3,490.00
		if SPACING PACKAGES is 10 in. spacing 28 ft. ww			\$3,490.00
		if SPACING PACKAGES is 10 in. spacing 40 ft. ww			\$3,515.00
		if SPACING PACKAGES is 10 in. spacing 58 ft. ww			\$3,540.00
		if SPACING PACKAGES is 10 in. spacing 51 ft. ww			\$3,540.00
		if SPACING PACKAGES is 10 in. spacing 46 ft. ww			\$3,540.00
	424854	Flw Blk Expand DS 10 in.			
		Flow blockage expanded - double shoot			
		if SPACING PACKAGES is 10 in. spacing 28 ft. ww			\$12,153.00
		if SPACING PACKAGES is 10 in. spacing 33 ft. ww			\$13,495.00
		if SPACING PACKAGES is 10 in. spacing 40 ft. ww			\$15,572.00
		if SPACING PACKAGES is 10 in. spacing 46 ft. ww			\$19,194.00
		if SPACING PACKAGES is 10 in. spacing 51 ft. ww			\$20,822.00
		if SPACING PACKAGES is 10 in. spacing 58 ft. ww			\$24,492.00

**FLEX HOE 400 AIR DRILL - 10 IN. SPACING
US PRICE LIST**

(Ex Works - See Standard Equipment)

	451007	Flw Blk Basic Expand DS 10 in. Flow blockage basic/expanded - double shoot			
		if SPACING PACKAGES is 10 in. spacing 28 ft. ww			\$7,550.00
		if SPACING PACKAGES is 10 in. spacing 33 ft. ww			\$8,218.00
		if SPACING PACKAGES is 10 in. spacing 40 ft. ww			\$10,359.00
		if SPACING PACKAGES is 10 in. spacing 46 ft. ww			\$11,534.00
		if SPACING PACKAGES is 10 in. spacing 51 ft. ww			\$13,113.00
		if SPACING PACKAGES is 10 in. spacing 58 ft. ww			\$14,028.00

SD_P8003 FLOW BLOCKAGE HARNESS

	XP8003X	No flow blockage harness for Tow-Between Air System			No Charge
	424856	Flow blockage harness TBT			\$663.00

SCRAPERS

SD_29040 SCRAPERS

	X29040X	No scrapers press wheel mud scrapers			No Charge
	424864	Mud scraper 10 in. spacing with adjustable clip assembly			
		if SPACING PACKAGES is 10 in. spacing 28 ft. ww			\$803.00
		if SPACING PACKAGES is 10 in. spacing 33 ft. ww			\$946.00
		if SPACING PACKAGES is 10 in. spacing 40 ft. ww			\$1,136.00
		if SPACING PACKAGES is 10 in. spacing 46 ft. ww			\$1,324.00
		if SPACING PACKAGES is 10 in. spacing 51 ft. ww			\$1,467.00
		if SPACING PACKAGES is 10 in. spacing 58 ft. ww			\$1,655.00

CROSS TILLAGE

SD_25002 ELEC MONITOR TILLAGE EXTN

	X25002X	No elec. monitor tillage extn.			No Charge
	424859	Elec monitor tillage extn-TBH Electronic monitor tillage harness extension Tow-Behind Air Systems only			\$608.00

SD_29002 HYDRAULIC CROSS TILLAGE EXTN

	X29002X	No hydraulic cross till extn. hydraulic cross tillage extension for Tow-Behind Air System			No Charge
	424858	Fan hydraulic hose extn-TBH Fan hydraulic hose extension For Precision Air 2280, 2330, 3380, 3430 Tow-Behind Air Systems only			\$1,575.00



**FLEX HOE 400 AIR DRILL - 10 IN. SPACING
US PRICE LIST**

(Ex Works - See Standard Equipment)

REAR HITCH

SD 41023 REAR HITCH

	X41023X	No rear hitch			No Charge
	451011	Rear hitch - liquid wagon			\$1,437.00

WORK SWITCH

SD 50127 WORK SWITCH

	X50127X	No work switch			No Charge
	451010	Tillage mounted work switch			\$385.00

STEALTH BODY

SD_P8901 SEEDING TOOLS

	XP8901X	No seeding tools			No Charge
	451001	Stealth Body w/bolts 10 in.			
		if SPACING PACKAGES is 10 in. spacing 28 ft. ww			\$1,600.00
		if SPACING PACKAGES is 10 in. spacing 33 ft. ww			\$1,882.00
		if SPACING PACKAGES is 10 in. spacing 40 ft. ww			\$2,257.00
		if SPACING PACKAGES is 10 in. spacing 46 ft. ww			\$2,634.00
		if SPACING PACKAGES is 10 in. spacing 51 ft. ww			\$2,917.00
		if SPACING PACKAGES is 10 in. spacing 58 ft. ww			\$3,292.00

STEALTH PAIR ROW

SD_P8903 STEALTH SEED TOOL ATTACHMENTS

	XP8903X	No Stealth seed tool attach			No Charge
		10 in. spacing			
	451028	3" Spread w/Carbide - 10 in. paired row double shoot			
		if SPACING PACKAGES is 10 in. spacing 28 ft. ww			\$2,359.00
		if SPACING PACKAGES is 10 in. spacing 33 ft. ww			\$2,775.00
		if SPACING PACKAGES is 10 in. spacing 40 ft. ww			\$3,330.00
		if SPACING PACKAGES is 10 in. spacing 46 ft. ww			\$3,886.00
		if SPACING PACKAGES is 10 in. spacing 51 ft. ww			\$4,301.00
		if SPACING PACKAGES is 10 in. spacing 58 ft. ww			\$4,857.00
	451031	4" Spread w/Carbide - 10 in. paired row double shoot			
		if SPACING PACKAGES is 10 in. spacing 28 ft. ww			\$2,632.00
		if SPACING PACKAGES is 10 in. spacing 33 ft. ww			\$3,095.00
		if SPACING PACKAGES is 10 in. spacing 40 ft. ww			\$3,716.00

**FLEX HOE 400 AIR DRILL - 10 IN. SPACING
US PRICE LIST**

(Ex Works - See Standard Equipment)

		if SPACING PACKAGES is 10 in. spacing 46 ft. ww		\$4,334.00
		if SPACING PACKAGES is 10 in. spacing 51 ft. ww		\$4,799.00
		if SPACING PACKAGES is 10 in. spacing 58 ft. ww		\$5,419.00
	451034	5" Spread w/Carbide - 10 in. paired row double shoot		
		if SPACING PACKAGES is 10 in. spacing 28 ft. ww		\$2,841.00
		if SPACING PACKAGES is 10 in. spacing 33 ft. ww		\$3,343.00
		if SPACING PACKAGES is 10 in. spacing 40 ft. ww		\$4,011.00
		if SPACING PACKAGES is 10 in. spacing 46 ft. ww		\$4,679.00
		if SPACING PACKAGES is 10 in. spacing 51 ft. ww		\$5,182.00
		if SPACING PACKAGES is 10 in. spacing 58 ft. ww		\$5,849.00

STEALTH TIPS

SD_P8902 STEALTH TIPS

	XP8902X	No Stealth tips		No Charge
	451013	Stealth tip, Carbide - 10 in.		
		if SPACING PACKAGES is 10 in. spacing 28 ft. ww		\$1,126.00
		if SPACING PACKAGES is 10 in. spacing 33 ft. ww		\$1,325.00
		if SPACING PACKAGES is 10 in. spacing 40 ft. ww		\$1,588.00
		if SPACING PACKAGES is 10 in. spacing 46 ft. ww		\$1,855.00
		if SPACING PACKAGES is 10 in. spacing 51 ft. ww		\$2,054.00
		if SPACING PACKAGES is 10 in. spacing 58 ft. ww		\$2,318.00
	451016	Carbide Gumbo - 10 in.		
		if SPACING PACKAGES is 10 in. spacing 28 ft. ww		\$1,180.00
		if SPACING PACKAGES is 10 in. spacing 33 ft. ww		\$1,387.00
		if SPACING PACKAGES is 10 in. spacing 40 ft. ww		\$1,666.00
		if SPACING PACKAGES is 10 in. spacing 46 ft. ww		\$1,943.00
		if SPACING PACKAGES is 10 in. spacing 51 ft. ww		\$2,151.00
		if SPACING PACKAGES is 10 in. spacing 58 ft. ww		\$2,428.00
	451019	3" Spread w/Carbide - 10 in.		
		if SPACING PACKAGES is 10 in. spacing 28 ft. ww		\$3,325.00
		if SPACING PACKAGES is 10 in. spacing 33 ft. ww		\$3,912.00
		if SPACING PACKAGES is 10 in. spacing 40 ft. ww		\$4,693.00
		if SPACING PACKAGES is 10 in. spacing 46 ft. ww		\$5,475.00
		if SPACING PACKAGES is 10 in. spacing 51 ft. ww		\$6,062.00
		if SPACING PACKAGES is 10 in. spacing 58 ft. ww		\$6,844.00
	451022	4" Spread w/Carbide - 10 in.		
		if SPACING PACKAGES is 10 in. spacing 28 ft. ww		\$3,484.00
		if SPACING PACKAGES is 10 in. spacing 33 ft. ww		\$4,100.00
		if SPACING PACKAGES is 10 in. spacing 40 ft. ww		\$4,921.00
		if SPACING PACKAGES is 10 in. spacing 46 ft. ww		\$5,739.00
		if SPACING PACKAGES is 10 in. spacing 51 ft. ww		\$6,355.00
		if SPACING PACKAGES is 10 in. spacing 58 ft. ww		\$7,176.00
	451025	5" Spread w/Carbide - 10 in.		
		if SPACING PACKAGES is 10 in. spacing 28 ft. ww		\$3,861.00
		if SPACING PACKAGES is 10 in. spacing 33 ft. ww		\$4,542.00

**FLEX HOE 400 AIR DRILL - 10 IN. SPACING
US PRICE LIST**

(Ex Works - See Standard Equipment)

		if SPACING PACKAGES is 10 in. spacing 40 ft. ww			\$5,450.00
		if SPACING PACKAGES is 10 in. spacing 46 ft. ww			\$6,358.00
		if SPACING PACKAGES is 10 in. spacing 51 ft. ww			\$7,039.00
		if SPACING PACKAGES is 10 in. spacing 58 ft. ww			\$7,947.00

SETUP OPTIONS

SD 50097 SETUP

	789096	No setup			No Charge
Set-Up Charges added to Inv.					
	789093	Setup at Harve, MT Depot Harve, MT - enter 112427 in the Ship To location on order. To calculate the actual Setup Charges that will appear on your invoice refer to the "Dealer Setup Charges" chart.			No Charge
	789095	Setup at Minot, ND Depot Minot, ND - enter 112425 in the Ship To location on order. To calculate the actual Setup Charges that will appear on your invoice refer to the "Dealer Setup Charges" chart.			No Charge
	789098	Setup Saskatoon SK To calculate the actual Setup Charges that will appear on your invoice refer to the "Dealer Setup Charges" chart.			No Charge
	451093	Setup Coaldale AB Coaldale, AB - enter 125403 in the Ship To location on order. To calculate the actual Setup Charges that will appear on your invoice refer to the "Dealer Setup Charges" chart.			No Charge
	451210	Setup Sexsmith AB Sexsmith, AB - enter 132635 in the Ship To location on order. To calculate the actual Setup Charges that will appear on your invoice refer to the "Dealer Setup Charges" chart.			No Charge
	789092	Setup Linden AB Linden, AB - enter 112445 in the Ship To location on order. To calculate the actual Setup Charges that will appear on your invoice refer to the "Dealer Setup Charges" chart.			No Charge
	789094	Setup Mundare AB Mundare, AB - enter 112447 in the Ship To location on order. To calculate the actual Setup Charges that will appear on your invoice refer to the "Dealer Setup Charges" chart.			No Charge
	424371	Setup at Winkler, MB Depot Winkler, MB - enter 116470 in the Ship To location on order. To calculate the actual Setup Charges that will appear on your invoice refer to the "Dealer Setup Charges" chart.			No Charge



**FLEX HOE 400 AIR DRILL - 12 IN. SPACING
US PRICE LIST**

**(Ex Works - See Standard Equipment)
Standard Equipment**

WORKING WIDTH w/12 in. SPACING:

Implement Width	Working Width
-----	-----
27 ft.	28 ft.
33 ft.	34 ft.
39 ft.	40 ft.
45 ft.	46 ft.
51 ft.	52 ft.
57 ft.	58 ft.

PACKING SYSTEM:

Select to match opener selection, seed row spacing, soil type and moisture conditions
In-line "V" steel or semi-pneumatic rubber

TRANSPORT LIGHTS:

Front - 2 amber dual-lens markers
Rear - 1 red stop light

HITCH:

Floating hitch

TRANSPORT WIDTH:

27 ft. to 57 ft. - 20 ft. 6 in.
Width will vary based on opener selection

HYDRAULICS:

Depth control - Rockshaft rotated by 2 raise/lower cylinders located on the outboard end of the center section
Wing lift - 2 cylinders on 3 section implements, 4 cylinders on 5 section implements

TRANSPORT HEIGHT:

27 ft. - 11 ft. 8 in.
33 ft. - 14 ft. 8 in.
39 ft. - 17 ft. 9 in.
45 ft. - 14 ft. 6 in.
51 ft. - 17 ft. 6-1/2 in.
57 ft. - 17 ft. 6-1/2 in.

DEPTH CONTROL:

Single point mechanical adjustment with hydraulic shutoff poppet valve actuated by contact onto center section rockshaft

TRANSPORT LENGTH:

27 ft. to 39 ft. models - 27 ft. 3 in.
45 ft. to 57 ft. models - 31 ft. 11 in.

FRAME:

Vertical folding for transport#
4 in. x 4 in. HSS tubing, air hoe drill frame is supported across the rear by the presswheels and across the front by the single or dual walkbeam front castors.
Barrel shaped wing hinge bolts and polyurethane flex tubes and pads allow the frame to flex torsionally across the entire width of machine.

TIRES:

All tires are stubble rated

Requirements for Operation:

Tractor power
Opener selection, ground speed, seeding depth, soil texture, moisture conditions, field topography and hitched configurations are all factors affecting required horsepower.

**FLEX HOE 400 AIR DRILL - 12 IN. SPACING
US PRICE LIST**

**(Ex Works - See Standard Equipment)
Standard Equipment**

Requirements for Operation: (continued)

Tractor power

The mentioned recommendations
below are strictly a guideline.

Drawbar horsepower:

Single-shoot in average soil
conditions 4 to 7 HP per foot

Double-shoot in heavy soil
conditions 7.5 HP per foot

Hydraulic System

Closed Center Load Sensing
(CCLS) with 35 U.S. gpm
minimum flow at 2600 p.s.i.
at the tractor SCV couplers

Do not tow the implement at speeds
over 20 mph.

Do not tow a loaded air system while
transporting the implement between
fields.

Do not tow more than two implements
behind the tractor while transporting
between fields.

The total towed weight should be less
than 1.5 times the maximum operating
weight provided by the tractor
manufacturer.

The total towed weight should be
reduced based on tractor condition
and road conditions.

Requirements for Operation: (continued)

Tractor draw bar that can be locked in a
stationary position with an intermediate
draw bar chain support.

Tractor equipped with 12-volt electrical
system with a 7 pin auxiliary electric
outlet for warning lights.

* Minimum requirements are a starting
point only and should be increased
based on operating conditions
in the field, road transport conditions
and other implements that are used
with the drill.

** Set up facilities are available for an
additional charge on the invoice. Please
see the Set up facilities chart for more
information.

EX WORKS:

Wholegoods

(Ex Works Saskatoon, SK)

(Freight Equalized Fargo, ND)

Factory Supplied Attachments

(Ex Works Saskatoon, SK)



**FLEX HOE 400 AIR DRILL - 12 IN. SPACING
US PRICE LIST**

(Ex Works - See Standard Equipment)

Models

COMMERCIAL MODEL	WORKING WIDTH	Weight	List Price
FH 400 AIR DRILL	27 ft.	8,297 LB	\$56,021.00
FH 400 AIR DRILL	33 ft.	9,095 LB	\$62,454.00
FH 400 AIR DRILL	39 ft.	9,687 LB	\$69,668.00
FH 400 AIR DRILL	45 ft.	12,646 LB	\$90,002.00
FH 400 AIR DRILL	51 ft.	13,486 LB	\$97,571.00
FH 400 AIR DRILL	57 ft.	13,486 LB	\$107,283.00

Factory Supplied Options

Order Code	Description	Weight	List Price
------------	-------------	--------	------------

SPACING

SD_P7601 SPACING PACKAGES

12 Inch Spacing

424712	12 in. spacing 28 ft. ww		No Charge
424713	12 in. spacing 34 ft. ww		No Charge
424714	12 in. spacing 40 ft. ww		No Charge
424715	12 in. spacing 46 ft. ww		No Charge
424716	12 in. spacing 52 ft. ww		No Charge
424895	12 in. spacing 58 ft. ww		No Charge

CENTER SECTION CASTERS

SD_P5101 TIRES

789099	Center single casters For 27 ft. - 34 ft. drill, (4) 9.5L x 15 and (2) 11L x 15	1,534 LB	No Charge
424794	Center dual casters For 39 ft. - 46 ft. drill, (8) 9.5L x 15 For 51 ft. - 58 ft. drill, (8) 11L-15FI D		No Charge
424836	Heavy-duty center dual casters For 27 ft. - 34 ft. drill, (8) 9.5L x 15 For 39 ft. - 40 ft. drill, (8) 11L-15FI D For 45 ft. - 46 ft. drill, (4) 11L-15FI D and (4) 11-15FI F For 51 ft. - 58 ft. drill, (8) 11L-15FI F Load Range		
	if WORKING WIDTH is 39 ft.		\$220.00

**FLEX HOE 400 AIR DRILL - 12 IN. SPACING
US PRICE LIST**

(Ex Works - See Standard Equipment)

		if WORKING WIDTH is 45 ft. or WORKING WIDTH is 51 ft. or WORKING WIDTH is 57 ft.			\$1,269.00
		if WORKING WIDTH is 27 ft. or WORKING WIDTH is 33 ft.			\$1,864.00

WING CASTERS

SD_P5102 WING CASTERS

	789104	Standard wing casters For 27 ft. - 39 ft. drill, (2) 9.5L x 15 For 45 ft. - 58 ft. drill, (4) 9.5L x 15 Heavy-duty tires - FI "D" load rating, stubble warranty	1,405 LB		No Charge
	789105	Dual wing casters For 27 ft. - 39 ft. drill, (4) 9.5L x 15 For 45 ft. - 58 ft. drill, (8) 9.5L x 15 Heavy-duty tires - FI "D" load rating, stubble warranty	2,090 LB		
		if WORKING WIDTH is 27 ft. or WORKING WIDTH is 33 ft. or WORKING WIDTH is 39 ft.	2,090 LB		\$1,765.00
		if WORKING WIDTH is 45 ft. or WORKING WIDTH is 51 ft. or WORKING WIDTH is 57 ft.	2,090 LB		\$3,532.00

TRIPS AND SHANKS

SD_50007 SHIM KIT

	X50007X	No 350-550 trip shims			No Charge
	424860	Shim kit, 10 350-550 trip			\$284.00
	424861	Shim kit, 12 350-550 trip			\$341.00
	424862	Shim kit, 14 350-550 trip			\$397.00

SD_P5307 TRIPS LEAD SHANKS

350 lb. Trip					
	789110	350lb Trip shank 12in spacing with 1 in. x 2 in., x 50° "C" Shank			
		if SPACING PACKAGES is 12 in. spacing 28 ft. ww			(\$4,209.00)
		if SPACING PACKAGES is 12 in. spacing 34 ft. ww			(\$5,217.00)
		if SPACING PACKAGES is 12 in. spacing 40 ft. ww			(\$6,223.00)
		if SPACING PACKAGES is 12 in. spacing 46 ft. ww			(\$7,007.00)
		if SPACING PACKAGES is 12 in. spacing 52 ft. ww			(\$8,168.00)
		if SPACING PACKAGES is 12 in. spacing 58 ft. ww			(\$9,159.00)
550 lb. Trip					
	789113	550lb Trip shank 12in spacing with 1 in. x 2 in., x 50° "C" Shank			
		if SPACING PACKAGES is 12 in. spacing 28 ft. ww			(\$3,389.00)
		if SPACING PACKAGES is 12 in. spacing 34 ft. ww			(\$4,209.00)

**FLEX HOE 400 AIR DRILL - 12 IN. SPACING
US PRICE LIST**

(Ex Works - See Standard Equipment)

		if SPACING PACKAGES is 12 in. spacing 40 ft. ww			(\$5,029.00)
		if SPACING PACKAGES is 12 in. spacing 46 ft. ww			(\$5,660.00)
		if SPACING PACKAGES is 12 in. spacing 52 ft. ww			(\$6,631.00)
		if SPACING PACKAGES is 12 in. spacing 58 ft. ww			(\$7,444.00)
InterRow™ Shank Option					
	424795	InterRow™ shank option 12 inch spacing only, with 550 lb. trips Requires heavy-duty casters on center section Includes InterRow™ manual			
		if SPACING PACKAGES is 12 in. spacing 28 ft. ww			\$1,125.00
		if SPACING PACKAGES is 12 in. spacing 34 ft. ww			\$1,177.00
		if SPACING PACKAGES is 12 in. spacing 40 ft. ww			\$1,612.00
		if SPACING PACKAGES is 12 in. spacing 46 ft. ww			\$1,897.00
		if SPACING PACKAGES is 12 in. spacing 52 ft. ww			\$2,075.00
		if SPACING PACKAGES is 12 in. spacing 58 ft. ww			\$2,177.00

PRESS WHEELS

SD_16034 PRESS WHEELS

12 In. Spacing					
	789121	3.5 in Steel press wheel 12			
		if SPACING PACKAGES is 12 in. spacing 28 ft. ww			(\$2,149.00)
		if SPACING PACKAGES is 12 in. spacing 34 ft. ww			(\$2,904.00)
		if SPACING PACKAGES is 12 in. spacing 40 ft. ww			(\$3,138.00)
		if SPACING PACKAGES is 12 in. spacing 46 ft. ww			(\$4,006.00)
		if SPACING PACKAGES is 12 in. spacing 52 ft. ww			(\$4,520.00)
		if SPACING PACKAGES is 12 in. spacing 58 ft. ww			(\$5,060.00)
	789122	4.5 in Steel press wheel 12			
		if SPACING PACKAGES is 12 in. spacing 28 ft. ww			(\$2,091.00)
		if SPACING PACKAGES is 12 in. spacing 34 ft. ww			(\$2,611.00)
		if SPACING PACKAGES is 12 in. spacing 40 ft. ww			(\$3,042.00)
		if SPACING PACKAGES is 12 in. spacing 46 ft. ww			(\$3,662.00)
		if SPACING PACKAGES is 12 in. spacing 52 ft. ww			(\$4,364.00)
		if SPACING PACKAGES is 12 in. spacing 58 ft. ww			(\$4,916.00)
	789123	3 in Rubber press wheel 12			
		if SPACING PACKAGES is 12 in. spacing 28 ft. ww			(\$1,044.00)
		if SPACING PACKAGES is 12 in. spacing 34 ft. ww			(\$1,176.00)
		if SPACING PACKAGES is 12 in. spacing 40 ft. ww			(\$1,580.00)
		if SPACING PACKAGES is 12 in. spacing 46 ft. ww			(\$1,840.00)
		if SPACING PACKAGES is 12 in. spacing 52 ft. ww			(\$2,502.00)
		if SPACING PACKAGES is 12 in. spacing 58 ft. ww			(\$2,833.00)
	789124	4 in. Rubber press wheel 12			
		if SPACING PACKAGES is 12 in. spacing 28 ft. ww			\$251.00
		if SPACING PACKAGES is 12 in. spacing 40 ft. ww			\$273.00
		if SPACING PACKAGES is 12 in. spacing 46 ft. ww			\$367.00
		if SPACING PACKAGES is 12 in. spacing 34 ft. ww			\$440.00
		if SPACING PACKAGES is 12 in. spacing 52 ft. ww			(\$38.00)

**FLEX HOE 400 AIR DRILL - 12 IN. SPACING
US PRICE LIST**

(Ex Works - See Standard Equipment)

		if SPACING PACKAGES is 12 in. spacing 58 ft. ww			(\$84.00)
	789125	5.5 in. Rubber press wheel 12			
		if SPACING PACKAGES is 12 in. spacing 28 ft. ww			\$1,095.00
		if SPACING PACKAGES is 12 in. spacing 52 ft. ww			\$1,142.00
		if SPACING PACKAGES is 12 in. spacing 46 ft. ww			\$1,142.00
		if SPACING PACKAGES is 12 in. spacing 58 ft. ww			\$1,232.00
		if SPACING PACKAGES is 12 in. spacing 34 ft. ww			\$1,332.00
		if SPACING PACKAGES is 12 in. spacing 40 ft. ww			\$1,557.00

HARROWS AND LEVELERS

SD_P7702 HEAVY HARROWS

	XP7702X	No heavy harrows			No Charge
	789128	Single bar heavy harrows 12			
		if SPACING PACKAGES is 12 in. spacing 28 ft. ww	466 LB		\$1,263.00
		if SPACING PACKAGES is 12 in. spacing 34 ft. ww	466 LB		\$1,288.00
		if SPACING PACKAGES is 12 in. spacing 40 ft. ww	466 LB		\$1,692.00
		if SPACING PACKAGES is 12 in. spacing 46 ft. ww	466 LB		\$1,960.00
		if SPACING PACKAGES is 12 in. spacing 52 ft. ww	466 LB		\$2,293.00
		if SPACING PACKAGES is 12 in. spacing 58 ft. ww	466 LB		\$2,556.00

AIR PACKAGES

SD_P8001 AIR PACKAGE

	XP8001X	No air system package			No Charge
TBH Air Systems - Single Shoot					
	789134	Air package TBH SS - 12 in. Air package for Tow-Behind Air Systems - single shoot			
		if SPACING PACKAGES is 12 in. spacing 28 ft. ww			\$1,757.00
		if SPACING PACKAGES is 12 in. spacing 40 ft. ww			\$2,397.00
		if SPACING PACKAGES is 12 in. spacing 34 ft. ww			\$2,397.00
		if SPACING PACKAGES is 12 in. spacing 46 ft. ww			\$2,991.00
		if SPACING PACKAGES is 12 in. spacing 52 ft. ww			\$3,316.00
		if SPACING PACKAGES is 12 in. spacing 58 ft. ww			\$3,754.00
TBH Air Systems - Double Shoot					
	789140	Air package TBH DS - 12 in. Air package for Tow-Behind Air Systems - double shoot			
		if SPACING PACKAGES is 12 in. spacing 28 ft. ww			\$3,257.00
		if SPACING PACKAGES is 12 in. spacing 34 ft. ww			\$4,533.00
		if SPACING PACKAGES is 12 in. spacing 40 ft. ww			\$4,533.00
		if SPACING PACKAGES is 12 in. spacing 46 ft. ww			\$5,723.00
		if SPACING PACKAGES is 12 in. spacing 52 ft. ww			\$6,371.00
		if SPACING PACKAGES is 12 in. spacing 58 ft. ww			\$7,108.00
TBT Air Systems - Single Shoot					
	789131	Air package TBT SS 12 in. Air package for Tow-Between Air Systems - single shoot			

**FLEX HOE 400 AIR DRILL - 12 IN. SPACING
US PRICE LIST**

(Ex Works - See Standard Equipment)

		if SPACING PACKAGES is 12 in. spacing 28 ft. ww		\$2,096.00
		if SPACING PACKAGES is 12 in. spacing 40 ft. ww		\$2,728.00
		if SPACING PACKAGES is 12 in. spacing 34 ft. ww		\$2,728.00
		if SPACING PACKAGES is 12 in. spacing 46 ft. ww		\$3,392.00
		if SPACING PACKAGES is 12 in. spacing 52 ft. ww		\$4,089.00
		if SPACING PACKAGES is 12 in. spacing 58 ft. ww		\$4,562.00
TBT Air Systems - Double Shoot				
	789137	Air package TBT DS - 12 in. Air package for Tow-Between Air Systems - double shoot		
		if SPACING PACKAGES is 12 in. spacing 28 ft. ww		\$3,935.00
		if SPACING PACKAGES is 12 in. spacing 34 ft. ww		\$5,197.00
		if SPACING PACKAGES is 12 in. spacing 40 ft. ww		\$5,197.00
		if SPACING PACKAGES is 12 in. spacing 46 ft. ww		\$6,526.00
		if SPACING PACKAGES is 12 in. spacing 52 ft. ww		\$7,919.00
		if SPACING PACKAGES is 12 in. spacing 58 ft. ww		\$8,832.00

FLOW BLOCKAGE

SD P8002 FLOW BLOCKAGE

	XP8002X	No flow blockage		No Charge
12 In. Spacing				
	424849	Flw Blk Basic SS 12 in. Flow blockage basic - single shoot		
		if SPACING PACKAGES is 12 in. spacing 28 ft. ww		\$2,241.00
		if SPACING PACKAGES is 12 in. spacing 34 ft. ww		\$2,248.00
		if SPACING PACKAGES is 12 in. spacing 40 ft. ww		\$2,257.00
		if SPACING PACKAGES is 12 in. spacing 46 ft. ww		\$2,274.00
		if SPACING PACKAGES is 12 in. spacing 52 ft. ww		\$2,288.00
		if SPACING PACKAGES is 12 in. spacing 58 ft. ww		\$2,288.00
	424851	Flw Blk Expand SS 12 in. Flow blockage expanded - single shoot		
		if SPACING PACKAGES is 12 in. spacing 28 ft. ww		\$5,710.00
		if SPACING PACKAGES is 12 in. spacing 34 ft. ww		\$6,679.00
		if SPACING PACKAGES is 12 in. spacing 40 ft. ww		\$7,358.00
		if SPACING PACKAGES is 12 in. spacing 46 ft. ww		\$8,144.00
		if SPACING PACKAGES is 12 in. spacing 52 ft. ww		\$9,973.00
		if SPACING PACKAGES is 12 in. spacing 58 ft. ww		\$10,545.00
	424853	Flw Blk Basic DS 12 in. Flow blockage basic - double shoot		
		if SPACING PACKAGES is 12 in. spacing 28 ft. ww		\$3,487.00
		if SPACING PACKAGES is 12 in. spacing 34 ft. ww		\$3,498.00
		if SPACING PACKAGES is 12 in. spacing 40 ft. ww		\$3,520.00
		if SPACING PACKAGES is 12 in. spacing 46 ft. ww		\$3,552.00
		if SPACING PACKAGES is 12 in. spacing 58 ft. ww		\$3,578.00
		if SPACING PACKAGES is 12 in. spacing 52 ft. ww		\$3,578.00
	424855	Flw Blk Expand DS 12 in. Flow blockage expanded - double shoot		

**FLEX HOE 400 AIR DRILL - 12 IN. SPACING
US PRICE LIST**

(Ex Works - See Standard Equipment)

		if SPACING PACKAGES is 12 in. spacing 28 ft. ww		\$9,969.00
		if SPACING PACKAGES is 12 in. spacing 34 ft. ww		\$12,389.00
		if SPACING PACKAGES is 12 in. spacing 40 ft. ww		\$13,495.00
		if SPACING PACKAGES is 12 in. spacing 46 ft. ww		\$15,944.00
		if SPACING PACKAGES is 12 in. spacing 52 ft. ww		\$18,441.00
		if SPACING PACKAGES is 12 in. spacing 58 ft. ww		\$19,547.00
	451008	Flw Blk Basic Expand DS 12 in. Flow blockage basic/expanded - double shoot		
		if SPACING PACKAGES is 12 in. spacing 28 ft. ww		\$6,878.00
		if SPACING PACKAGES is 12 in. spacing 34 ft. ww		\$7,550.00
		if SPACING PACKAGES is 12 in. spacing 40 ft. ww		\$8,240.00
		if SPACING PACKAGES is 12 in. spacing 46 ft. ww		\$10,183.00
		if SPACING PACKAGES is 12 in. spacing 52 ft. ww		\$10,828.00
		if SPACING PACKAGES is 12 in. spacing 58 ft. ww		\$11,524.00

SD P8003 FLOW BLOCKAGE HARNESS

	XP8003X	No flow blockage harness for Tow-Between Air System		No Charge
	424856	Flow blockage harness TBT		\$663.00

SCRAPERS

SD 29040 SCRAPERS

	X29040X	No scrapers press wheel mud scrapers		No Charge
	424865	Mud scraper 12 in. spacing with adjustable clip assembly		
		if SPACING PACKAGES is 12 in. spacing 28 ft. ww		\$663.00
		if SPACING PACKAGES is 12 in. spacing 34 ft. ww		\$803.00
		if SPACING PACKAGES is 12 in. spacing 40 ft. ww		\$946.00
		if SPACING PACKAGES is 12 in. spacing 46 ft. ww		\$1,088.00
		if SPACING PACKAGES is 12 in. spacing 52 ft. ww		\$1,230.00
		if SPACING PACKAGES is 12 in. spacing 58 ft. ww		\$1,371.00

CROSS TILLAGE

SD 25002 ELEC MONITOR TILLAGE EXTN

	X25002X	No elec. monitor tillage extn.		No Charge
	424859	Elec monitor tillage extn-TBH Electronic monitor tillage harness extension Tow-Behind Air Systems only		\$608.00

SD 29002 HYDRAULIC CROSS TILLAGE EXTN

	X29002X	No hydraulic cross till extn. hydraulic cross tillage extension for Tow-Behind Air System		No Charge
--	---------	---	--	-----------

**FLEX HOE 400 AIR DRILL - 12 IN. SPACING
US PRICE LIST**

(Ex Works - See Standard Equipment)

	424858	Fan hydraulic hose extn-TBH Fan hydraulic hose extension For Precision Air 2280, 2330, 3380, 3430 Tow-Behind Air Systems only			\$1,575.00
--	--------	---	--	--	------------

REAR HITCH

SD 41023 REAR HITCH

	X41023X	No rear hitch			No Charge
	451011	Rear hitch - liquid wagon			\$1,437.00

WORK SWITCH

SD 50127 WORK SWITCH

	X50127X	No work switch			No Charge
	451010	Tillage mounted work switch			\$385.00

STEALTH BODY

SD_P8901 SEEDING TOOLS

	XP8901X	No seeding tools			No Charge
	451002	Stealth Body w/bolts 12 in.			
		if SPACING PACKAGES is 12 in. spacing 28 ft. ww			\$1,317.00
		if SPACING PACKAGES is 12 in. spacing 34 ft. ww			\$1,600.00
		if SPACING PACKAGES is 12 in. spacing 40 ft. ww			\$1,882.00
		if SPACING PACKAGES is 12 in. spacing 46 ft. ww			\$2,163.00
		if SPACING PACKAGES is 12 in. spacing 52 ft. ww			\$2,446.00
		if SPACING PACKAGES is 12 in. spacing 58 ft. ww			\$2,727.00

STEALTH PAIR ROW

SD_P8903 STEALTH SEED TOOL ATTACHMENTS

	XP8903X	No Stealth seed tool attach			No Charge
		12 in. spacing			
	451029	3" Spread w/Carbide - 12 in. paired row double shoot			
		if SPACING PACKAGES is 12 in. spacing 28 ft. ww			\$1,943.00
		if SPACING PACKAGES is 12 in. spacing 34 ft. ww			\$2,359.00
		if SPACING PACKAGES is 12 in. spacing 40 ft. ww			\$2,775.00
		if SPACING PACKAGES is 12 in. spacing 46 ft. ww			\$3,192.00
		if SPACING PACKAGES is 12 in. spacing 52 ft. ww			\$3,607.00
		if SPACING PACKAGES is 12 in. spacing 58 ft. ww			\$4,023.00

**FLEX HOE 400 AIR DRILL - 12 IN. SPACING
US PRICE LIST**

(Ex Works - See Standard Equipment)

451032	4" Spread w/Carbide - 12 in. paired row double shoot		
	if SPACING PACKAGES is 12 in. spacing 28 ft. ww		\$2,166.00
	if SPACING PACKAGES is 12 in. spacing 34 ft. ww		\$2,632.00
	if SPACING PACKAGES is 12 in. spacing 40 ft. ww		\$3,095.00
	if SPACING PACKAGES is 12 in. spacing 46 ft. ww		\$3,561.00
	if SPACING PACKAGES is 12 in. spacing 52 ft. ww		\$4,024.00
	if SPACING PACKAGES is 12 in. spacing 58 ft. ww		\$4,490.00
451035	5" Spread w/Carbide - 12 in. paired row double shoot		
	if SPACING PACKAGES is 12 in. spacing 28 ft. ww		\$2,340.00
	if SPACING PACKAGES is 12 in. spacing 34 ft. ww		\$2,841.00
	if SPACING PACKAGES is 12 in. spacing 40 ft. ww		\$3,343.00
	if SPACING PACKAGES is 12 in. spacing 46 ft. ww		\$3,844.00
	if SPACING PACKAGES is 12 in. spacing 52 ft. ww		\$4,346.00
	if SPACING PACKAGES is 12 in. spacing 58 ft. ww		\$4,847.00

STEALTH TIPS

SD P8902 STEALTH TIPS

XP8902X	No Stealth tips		No Charge
451014	Stealth tip, Carbide - 12 in.		
	if SPACING PACKAGES is 12 in. spacing 28 ft. ww		\$928.00
	if SPACING PACKAGES is 12 in. spacing 34 ft. ww		\$1,126.00
	if SPACING PACKAGES is 12 in. spacing 40 ft. ww		\$1,325.00
	if SPACING PACKAGES is 12 in. spacing 46 ft. ww		\$1,522.00
	if SPACING PACKAGES is 12 in. spacing 52 ft. ww		\$1,722.00
	if SPACING PACKAGES is 12 in. spacing 58 ft. ww		\$1,921.00
451017	Carbide Gumbo - 12 in.		
	if SPACING PACKAGES is 12 in. spacing 28 ft. ww		\$971.00
	if SPACING PACKAGES is 12 in. spacing 34 ft. ww		\$1,180.00
	if SPACING PACKAGES is 12 in. spacing 40 ft. ww		\$1,387.00
	if SPACING PACKAGES is 12 in. spacing 46 ft. ww		\$1,597.00
	if SPACING PACKAGES is 12 in. spacing 52 ft. ww		\$1,804.00
	if SPACING PACKAGES is 12 in. spacing 58 ft. ww		\$2,013.00
451020	3" Spread w/Carbide - 12 in.		
	if SPACING PACKAGES is 12 in. spacing 28 ft. ww		\$2,738.00
	if SPACING PACKAGES is 12 in. spacing 34 ft. ww		\$3,325.00
	if SPACING PACKAGES is 12 in. spacing 40 ft. ww		\$3,912.00
	if SPACING PACKAGES is 12 in. spacing 46 ft. ww		\$4,497.00
	if SPACING PACKAGES is 12 in. spacing 52 ft. ww		\$5,084.00
	if SPACING PACKAGES is 12 in. spacing 58 ft. ww		\$5,671.00
451023	4" Spread w/Carbide - 12 in.		
	if SPACING PACKAGES is 12 in. spacing 28 ft. ww		\$2,871.00
	if SPACING PACKAGES is 12 in. spacing 34 ft. ww		\$3,484.00
	if SPACING PACKAGES is 12 in. spacing 40 ft. ww		\$4,100.00
	if SPACING PACKAGES is 12 in. spacing 46 ft. ww		\$4,715.00

**FLEX HOE 400 AIR DRILL - 12 IN. SPACING
US PRICE LIST**

(Ex Works - See Standard Equipment)

		if SPACING PACKAGES is 12 in. spacing 52 ft. ww		\$5,329.00
		if SPACING PACKAGES is 12 in. spacing 58 ft. ww		\$5,945.00
	451026	5" Spread w/Carbide - 12 in.		
		if SPACING PACKAGES is 12 in. spacing 28 ft. ww		\$3,180.00
		if SPACING PACKAGES is 12 in. spacing 34 ft. ww		\$3,861.00
		if SPACING PACKAGES is 12 in. spacing 40 ft. ww		\$4,542.00
		if SPACING PACKAGES is 12 in. spacing 46 ft. ww		\$5,224.00
		if SPACING PACKAGES is 12 in. spacing 52 ft. ww		\$5,905.00
		if SPACING PACKAGES is 12 in. spacing 58 ft. ww		\$6,587.00

SETUP OPTIONS

SD_50097 SETUP

	789096	No setup		No Charge
Set-Up Charges added to Invc.				
	789093	Setup at Harve, MT Depot Harve, MT - enter 112427 in the Ship To location on order. To calculate the actual Setup Charges that will appear on your invoice refer to the "Dealer Setup Charges" chart.		No Charge
	789095	Setup at Minot, ND Depot Minot, ND - enter 112425 in the Ship To location on order. To calculate the actual Setup Charges that will appear on your invoice refer to the "Dealer Setup Charges" chart.		No Charge
	789098	Setup Saskatoon SK To calculate the actual Setup Charges that will appear on your invoice refer to the "Dealer Setup Charges" chart.		No Charge
	451093	Setup Coaldale AB Coaldale, AB - enter 125403 in the Ship To location on order. To calculate the actual Setup Charges that will appear on your invoice refer to the "Dealer Setup Charges" chart.		No Charge
	451210	Setup Sexsmith AB Sexsmith, AB - enter 132635 in the Ship To location on order. To calculate the actual Setup Charges that will appear on your invoice refer to the "Dealer Setup Charges" chart.		No Charge
	789092	Setup Linden AB Linden, AB - enter 112445 in the Ship To location on order. To calculate the actual Setup Charges that will appear on your invoice refer to the "Dealer Setup Charges" chart.		No Charge
	789094	Setup Mundare AB Mundare, AB - enter 112447 in the Ship To location on order. To calculate the actual Setup Charges that will appear on your invoice refer to the "Dealer Setup Charges" chart.		No Charge
	424371	Setup at Winkler, MB Depot Winkler, MB - enter 116470 in the Ship To location on order. To calculate the actual Setup Charges that will appear on your invoice refer to the "Dealer Setup Charges" chart.		No Charge

**FLEX HOE 400 AIR DRILL ATTACHMENTS
US PRICE LIST**

**(Ex Works - See Standard Equipment)
Factory Supplied Attachments**

Order Code	Description	Weight	List Price
------------	-------------	--------	------------

Tools for 50° "C" Shanks

323274	Formed boot - single boot 2 in. to 5-1/2 in. adjustable spread. Boots and Ground Engaging Tools for 50° "C" Shanks	4 LB	\$39.00
323122	12 in. x 1/4 in. 50° McKay Low Crown Sweep. Boots and Ground Engaging Tools for 50° "C" Shanks	5 LB	\$21.00
323115	2 in. x 16 in. x 5/8 in. McKay Reversable spike Low Crown Sweep. Boots and Ground Engaging Tools for 50° "C" Shanks	5 LB	\$19.00
87399167	50° SlimWedge™ McKay Nok-On™ Includes mounting bolts. Boots and Ground Engaging Tools for 50° "C" Shanks	2 LB	\$13.00
323119	2 in. sweep for use with Nok-On™ Wedge Boots and Ground Engaging Tools for 50° "C" Shanks	2 LB	\$11.00
323108	3 in. sweep for use with Nok-On™ Wedge Boots and Ground Engaging Tools for 50° "C" Shanks	2 LB	\$11.00
323129	4 in. sweep for use with Nok-On™ Wedge Boots and Ground Engaging Tools for 50° "C" Shanks	3 LB	\$11.00
323130	5-1/2 in. sweep for use w/ Nok-On™ Wedge Boots and Ground Engaging Tools for 50° "C" Shanks	3 LB	\$14.00
323120	9 in. sweep for use with Nok-On™ Wedge Boots and Ground Engaging Tools for 50° "C" Shanks	4 LB	\$14.00
87399169	11 in. sweep for use with Nok-On™ Wedge Boots and Ground Engaging Tools for 50° "C" Shanks	5 LB	\$16.00
323131	12 in. sweep for use with Nok-On™ Wedge Boots and Ground Engaging Tools for 50° "C" Shanks	6 LB	\$21.00
323101	Bolt package 1/2 in. x 2 in. For sweep only. Boots and Ground Engaging Tools for 50° "C" Shanks	1 LB	\$3.00
323102	Bolt package, 1/2 in. x 2-1/4 in. for spike or sweep with banding boot. Boots and Ground Engaging Tools for 50° "C" Shanks	1 LB	\$3.00

Stealth™ Opener

323064	Stealth Body - 50° C Shank	9 LB	\$41.00
323065	Heavy-duty tip - Stealth™	2 LB	\$13.00
323066	Gumbo tip - Stealth™	2 LB	\$16.00
323275	Gumbo tip Carbide Enhanced - Stealth™	2 LB	\$35.00
323128	Tip - Carbide Enhanced - Stealth	2 LB	\$34.00
323067	3 in. Spread tip - Stealth™	3 LB	\$22.00
323057	4 in. Spread tip - Stealth™	3 LB	\$24.00
87505644	5 in. Spread tip - Stealth™	4 LB	\$30.00
87576684	3 in. Spread Tip Carbide Enhanced - Stealth™	2 LB	\$98.00
87576685	4 in. Spread Tip Carbide Enhanced - Stealth™	2 LB	\$103.00

**FLEX HOE 400 AIR DRILL ATTACHMENTS
US PRICE LIST**

(Ex Works - See Standard Equipment)

	87576686	5 in. Spread Tip Carbide Enhanced - Stealth™	2 LB		\$113.00
	323068	1 LH Sideband attachment - Stealth™ Order 1/2 total required as Left Hand and 1/2 as Right Hand.	4 LB		\$25.00
	323069	1 RH Sideband attachment - Stealth™ Order 1/2 total required as Left Hand and 1/2 as Right Hand.	4 LB		\$25.00
	323180	1 LH Sideband attachment Carbide Enhanced - Stealth™ Order 1/2 total required as Left Hand and 1/2 as Right Hand.	4 LB		\$62.00
	323179	1 RH Sideband Attachment Carbide Enhanced - Stealth™ Order 1/2 total required as Left Hand and 1/2 as Right Hand.	4 LB		\$62.00
	323091	3 in. Paired row attachment Heavy soils - Stealth™	4 LB		\$27.00
	323175	3 in. Paired row attachment-Heavy soils Carbide enhanced.	5 LB		\$69.00
	323271	4 in. Paired row attachment - Stealth	5 LB		\$35.00
	323177	4 in. Paired row attachment Carbide enhanced -Stealth™.	6 LB		\$78.00
	323176	5 in. Paired row attachment - Stealth™	6 LB		\$39.00
	323178	5 in. Paired row attachment Carbide Enhanced - Stealth™.	7 LB		\$83.00
	323034	3/8 in. Fertilizer tube kit Single Shoot Stealth™	1 LB		\$9.00
	323039	1/2 in. Fertilizer tube kit Single Shoot Stealth™	1 LB		\$11.00
	323093	Bolt package 1/2 in. x 2 3/4 in. For Stealth™ with "C" Shank	1 LB		\$4.00

Other Attachments

	87505646	Trip shim kit - 350 lb. and 550 lb. Trip assembly	6 LB		\$28.00
	224006	Press wheel mudscraper and clip assembly Requires one per press wheel.	3 LB		\$24.00
	129170	Tillage mounted work switch	19 LB		\$394.00
	224005	Rear hitch for towing liquid tank behind drill	381 LB		\$1,436.00
	87505647	550 lb. trip assem w/1" x 2" x 50°	82 LB		\$343.00
	87500802	350 lb trip assy w /1"x2" x 50° LH 3.125 offset	83 LB		\$437.00
	87500803	350 lb trip assy w /1"x2" x 50° RH 3.125 offset	83 LB		\$437.00
	87505648	550 lb trip assy w /1"x2" x 50° RH 2.25 offset	84 LB		\$403.00
	87500806	550 lb trip assy w/1" x 2" x 50° LH 3.125 offset	83 LB		\$441.00
	87500807	550 lb trip assy w/1" x 2" x 50° RH 3.125 offset	83 LB		\$441.00

**FLEX HOE 400 AIR DRILL ATTACHMENTS
US PRICE LIST**

(Ex Works - See Standard Equipment)

Tow-Behind/Single Shoot

87527078	For 27 ft. drill - 7.2 in. spacing 4 run manifold Air package for Tow-Behind Air Systems - Single Shoot	244 LB	\$2,362.00
87505677	For 33 ft. drill - 7.2 in. spacing 5 run manifold Air package for Tow-Behind Air Systems - Single Shoot	289 LB	\$2,977.00
87527103	For 39 ft. drill - 7.2 in. spacing 6 run manifold Air package for Tow-Behind Air Systems - Single Shoot	299 LB	\$3,269.00
138529	For 45 ft. drill - 7.2 in. spacing 8 run manifold Air package for Tow-Behind Air Systems - Single Shoot	373 LB	\$4,212.00
138537	For 51 ft. drill - 7.2 in. spacing 8 run manifold Air package for Tow-Behind Air Systems - Single Shoot	375 LB	\$4,253.00
138545	For 57 ft. drill - 7.2 in. spacing 8 run manifold Air package for Tow-Behind Air Systems - Single Shoot	378 LB	\$4,848.00
87500327	For 28 ft. drill - 10 in. spacing 4 run manifold Air package for Tow-Behind Air Systems - Single Shoot	242 LB	\$2,397.00
87500331	For 33 ft. drill - 10 in. spacing 4 run manifold Air package for Tow-Behind Air Systems - Single Shoot	233 LB	\$2,397.00
87500335	For 40 ft. drill - 10 in. spacing 6 run manifold Air package for Tow-Behind Air Systems - Single Shoot	295 LB	\$3,269.00
87500339	For 46 ft. drill - 10 in. spacing 6 run manifold Air package for Tow-Behind Air Systems - Single Shoot	302 LB	\$3,285.00
87500343	For 51 ft. drill - 10 in. spacing 8 run manifold Air package for Tow-Behind Air Systems - Single Shoot	375 LB	\$3,316.00
87500347	For 57 ft. drill - 10 in. spacing 8 run manifold Air package for Tow-Behind Air Systems - Single Shoot	375 LB	\$4,281.00
87500325	For 28 ft. drill - 12 in. spacing 3 run manifold Air package for Tow-Behind Air Systems - Single Shoot	191 LB	\$1,758.00
87500329	For 34 ft. drill - 12 in. spacing 4 run manifold Air package for Tow-Behind Air Systems - Single Shoot	232 LB	\$2,397.00
87500333	For 40 ft. drill - 12 in. spacing 4 run manifold Air package for Tow-Behind Air Systems - Single Shoot	243 LB	\$2,397.00
87500337	For 46 ft. drill - 12 in. spacing 5 run manifold Air package for Tow-Behind Air Systems - Single Shoot	290 LB	\$2,991.00
87500341	For 52 ft. drill - 12 in. spacing 6 run manifold Air package for Tow-Behind Air Systems - Single Shoot	302 LB	\$3,316.00

**FLEX HOE 400 AIR DRILL ATTACHMENTS
US PRICE LIST**

(Ex Works - See Standard Equipment)

	87500345	For 57 ft. drill - 12 in. spacing 6 run manifold Air package for Tow-Behind Air Systems - Single Shoot	305 LB		\$3,753.00
--	----------	--	--------	--	------------

Tow-Behind/Double Shoot

	138506	For 27 ft. drill - 7.2 in. spacing 4 run manifold Air package for Tow-Behind Air Systems - Double Shoot Requires both Single Shoot and Double Shoot Air Packages.	223 LB		\$2,170.00
	87505678	For 33 ft. drill - 7.2 in. spacing 5 run manifold Air package for Tow-Behind Air Systems - Double Shoot Requires both Single Shoot and Double Shoot Air Packages.	282 LB		\$2,716.00
	138522	For 39 ft. drill - 7.2 in. spacing 6 run manifold Air package for Tow-Behind Air Systems - Double Shoot Requires both Single Shoot and Double Shoot Air Packages.	309 LB		\$3,010.00
	87527104	For 45 ft. drill - 7.2 in. spacing 8 run manifold Air package for Tow-Behind Air Systems - Double Shoot Requires both Single Shoot and Double Shoot Air Packages.	368 LB		\$4,006.00
	87505679	For 51 ft. drill - 7.2 in. spacing 8 run manifold Air package for Tow-Behind Air Systems - Double Shoot Requires both Single Shoot and Double Shoot Air Packages.	350 LB		\$4,047.00
	87527106	For 57 ft. drill - 7.2 in. spacing 8 run manifold Air package for Tow-Behind Air Systems - Double Shoot Requires both Single Shoot and Double Shoot Air Packages.	372 LB		\$4,361.00
	87500328	For 28 ft. drill - 10 in. spacing 4 run manifold Air package for Tow-Behind Air Systems - Double Shoot Requires both Single Shoot and Double Shoot Air Packages.	220 LB		\$2,136.00
	87500332	For 33 ft. drill - 10 in. spacing 4 run manifold Air package for Tow-Behind Air Systems - Double Shoot Requires both Single Shoot and Double Shoot Air Packages.	212 LB		\$2,136.00
	87500336	For 40 ft. drill - 10 in. spacing 6 run manifold Air package for Tow-Behind Air Systems - Double Shoot Requires both Single Shoot and Double Shoot Air Packages.	286 LB		\$3,010.00
	87500340	For 46 ft. drill - 10 in. spacing 6 run manifold Air package for Tow-Behind Air Systems - Double Shoot Requires both Single Shoot and Double Shoot Air Packages.	288 LB		\$3,025.00
	87500344	For 51 ft. drill - 10 in. spacing 8 run manifold Air package for Tow-Behind Air Systems - Double Shoot Requires both Single Shoot and Double Shoot Air Packages.	350 LB		\$3,055.00
	87500348	For 57 ft. drill - 10 in. spacing 8 run manifold Air package for Tow-Behind Air Systems - Double Shoot Requires both Single Shoot and Double Shoot Air Packages.	349 LB		\$4,447.00

**FLEX HOE 400 AIR DRILL ATTACHMENTS
US PRICE LIST**

(Ex Works - See Standard Equipment)

87500326	For 28 ft. drill - 12 in. spacing 3 run manifold Air package for Tow-Behind Air Systems - Double Shoot Requires both Single Shoot and Double Shoot Air Packages.	166 LB	\$1,498.00
87500330	For 34 ft. drill - 12 in. spacing 4 run manifold Air package for Tow-Behind Air Systems - Double Shoot Requires both Single Shoot and Double Shoot Air Packages.	225 LB	\$2,136.00
87500334	For 40 ft. drill - 12 in. spacing 4 run manifold Air package for Tow-Behind Air Systems - Double Shoot Requires both Single Shoot and Double Shoot Air Packages.	216 LB	\$2,136.00
87500338	For 46 ft. drill - 12 in. spacing 5 run manifold Air package for Tow-Behind Air Systems - Double Shoot Requires both Single Shoot and Double Shoot Air Packages.	271 LB	\$2,731.00
87500342	For 52 ft. drill - 12 in. spacing 6 run manifold Air package for Tow-Behind Air Systems - Double Shoot Requires both Single Shoot and Double Shoot Air Packages.	287 LB	\$3,055.00
87500346	For 57 ft. drill - 12 in. spacing 6 run manifold Air package for Tow-Behind Air Systems - Double Shoot Requires both Single Shoot and Double Shoot Air Packages.	290 LB	\$3,354.00

Tow-Between/Single Shoot

87527170	For 27 ft. drill - 7.2 in. spacing 4 run manifold Air package for Tow-Between Air Systems - Single Shoot	267 LB	\$2,730.00
138563	For 33 ft. drill - 7.2 in. spacing 5 run manifold Air package for Tow-Between Air Systems - Single Shoot	332 LB	\$3,377.00
138571	For 39 ft. drill - 7.2 in. spacing 6 run manifold Air package for Tow-Between Air Systems - Single Shoot	373 LB	\$4,031.00
87527108	For 45 ft. drill - 7.2 in. spacing 8 run manifold Air package for Tow-Between Air Systems - Single Shoot	498 LB	\$5,108.00
138587	For 51 ft. drill - 7.2 in. spacing 8 run manifold Air package for Tow-Between Air Systems - Single Shoot	499 LB	\$5,159.00
138595	For 57 ft. drill - 7.2 in. spacing 8 run manifold Air package for Tow-Between Air Systems - Single Shoot	502 LB	\$5,767.00
87500351	For 28 ft. drill - 10 in. spacing 4 run manifold Air package for Tow-Between Air Systems - Single Shoot	255 LB	\$2,730.00
87500355	For 33 ft. drill - 10 in. spacing 4 run manifold Air package for Tow-Between Air Systems - Single Shoot	258 LB	\$2,730.00
87500359	For 40 ft. drill - 10 in. spacing 6 run manifold Air package for Tow-Between Air Systems - Single Shoot	298 LB	\$4,031.00

**FLEX HOE 400 AIR DRILL ATTACHMENTS
US PRICE LIST**

(Ex Works - See Standard Equipment)

87500363	For 46 ft. drill - 10 in. spacing 6 run manifold Air package for Tow-Between Air Systems - Single Shoot	384 LB	\$4,050.00
87500367	For 51 ft. drill - 10 in. spacing 8 run manifold Air package for Tow-Between Air Systems - Single Shoot	499 LB	\$4,089.00
87500371	For 57 ft. drill - 10 in. spacing 8 run manifold Air package for Tow-Between Air Systems - Single Shoot	499 LB	\$5,166.00
87500349	For 28 ft. drill - 12 in. spacing 3 run manifold Air package for Tow-Between Air Systems - Single Shoot	228 LB	\$2,096.00
87500353	For 34 ft. drill - 12 in. spacing 4 run manifold Air package for Tow-Between Air Systems - Single Shoot	255 LB	\$2,730.00
87500357	For 40 ft. drill - 12 in. spacing 4 run manifold Air package for Tow-Between Air Systems - Single Shoot	256 LB	\$2,730.00
87500361	For 46 ft. drill - 12 in. spacing 5 run manifold Air package for Tow-Between Air Systems - Single Shoot	331 LB	\$3,392.00
87500365	For 52 ft. drill - 12 in. spacing 6 run manifold Air package for Tow-Between Air Systems - Single Shoot	384 LB	\$4,089.00
87500369	For 57 ft. drill - 12 in. spacing 6 manifold Air package for Tow-Between Air Systems - Single Shoot	386 LB	\$4,562.00

Tow-Between/Double Shoot

138556	For 27 ft. drill - 7.2 in. spacing 4 run manifold Air package for Tow-Between Air Systems - Double Shoot Requires both Single Shoot and Double Shoot Air Packages.	272 LB	\$2,468.00
138564	For 33 ft. drill - 7.2 in. spacing 5 run manifold Air package for Tow-Between Air Systems - Double Shoot Requires both Single Shoot and Double Shoot Air Packages.	336 LB	\$3,117.00
87527117	For 39 ft. drill - 7.2 in. spacing 6 run manifold Air package for Tow-Between Air Systems - Double Shoot Requires both Single Shoot and Double Shoot Air Packages.	386 LB	\$3,769.00
138580	For 45 ft. drill - 7.2 in. spacing 8 run manifold Air package for Tow-Between Air Systems - Double Shoot Requires both Single Shoot and Double Shoot Air Packages.	507 LB	\$4,850.00
138588	For 51 ft. drill - 7.2 in. spacing 8 run manifold Air package for Tow-Between Air Systems - Double Shoot Requires both Single Shoot and Double Shoot Air Packages.	508 LB	\$4,897.00
87527120	For 57 ft. drill - 7.2 in. spacing 8 run manifold Air package for Tow-Between Air Systems - Double Shoot Requires both Single Shoot and Double Shoot Air Packages.	511 LB	\$5,473.00

**FLEX HOE 400 AIR DRILL ATTACHMENTS
US PRICE LIST**

(Ex Works - See Standard Equipment)

	87500352	For 28 ft. drill - 10 in. spacing 4 run manifold Air package for Tow-Between Air Systems - Double Shoot Requires both Single Shoot and Double Shoot Air Packages.	270 LB		\$2,468.00
	87500356	For 33 ft. drill - 10 in. spacing 4 run manifold Air package for Tow-Between Air Systems - Double Shoot Requires both Single Shoot and Double Shoot Air Packages.	262 LB		\$2,468.00
	87500360	For 40 ft. drill - 10 in. spacing 6 run manifold Air package for Tow-Between Air Systems - Double Shoot Requires both Single Shoot and Double Shoot Air Packages.	310 LB		\$3,740.00
	87500364	For 46 ft. drill - 10 in. spacing 6 run manifold Air package for Tow-Between Air Systems - Double Shoot Requires both Single Shoot and Double Shoot Air Packages.	390 LB		\$3,787.00
	87500368	For 51 ft. drill - 10 in. spacing 8 run manifold Air package for Tow-Between Air Systems - Double Shoot Requires both Single Shoot and Double Shoot Air Packages.	488 LB		\$3,829.00
	87500372	For 57 ft. drill - 10 in. spacing 8 run manifold Air package for Tow-Between Air Systems - Double Shoot Requires both Single Shoot and Double Shoot Air Packages.	488 LB		\$4,287.00
	87500350	For 28 ft. drill - 12 in. spacing 3 run manifold Air package for Tow-Between Air Systems - Double Shoot Requires both Single Shoot and Double Shoot Air Packages.	232 LB		\$1,840.00
	87500354	For 34 ft. drill - 12 in. spacing 4 run manifold Air package for Tow-Between Air Systems - Double Shoot Requires both Single Shoot and Double Shoot Air Packages.	270 LB		\$2,468.00
	87500358	For 40 ft. drill - 12 in. spacing 4 run manifold Air package for Tow-Between Air Systems - Double Shoot Requires both Single Shoot and Double Shoot Air Packages.	261 LB		\$2,468.00
	87500362	For 46 ft. drill - 12 in. spacing 5 run manifold Air package for Tow-Between Air Systems - Double Shoot Requires both Single Shoot and Double Shoot Air Packages.	334 LB		\$3,135.00
	87500366	For 52 ft. drill - 12 in. spacing 6 run manifold Air package for Tow-Between Air Systems - Double Shoot Requires both Single Shoot and Double Shoot Air Packages.	409 LB		\$3,829.00
	87500370	For 57 ft. drill - 12 in. spacing 6 run manifold Air package for Tow-Between Air Systems - Double Shoot Requires both Single Shoot and Double Shoot Air Packages.	392 LB		\$4,272.00

Cross Tillage Ext - TBH

	129199	Monitor cable extension - 40 ft. 5 in. Cross Tillage electronic harness REQUIRED for Tow-Behind Air Systems if not ordered with the air drill or tillage unit.	2 LB		\$591.00
--	--------	---	------	--	----------

**FLEX HOE 400 AIR DRILL ATTACHMENTS
US PRICE LIST**

(Ex Works - See Standard Equipment)

	129140	Fan/Auger hydraulic hose extension Precision Air 2230, 2280, 2330, 3380 and 3430 Tow-Behind Air system. REQUIRED for Tow-Behind Air Systems	66 LB		\$1,244.00
	114174	Fan / Auger Hydraulic Hose Extension REQUIRED for Tow-Behind Air Systems, if not ordered with the air drill or tillage unit.	107 LB		\$1,576.00

1 Bar Heavy Harrow Closer Pkg

	224063	27 ft. drill - 7.2 in. spacing Single bar heavy harrow closer package	331 LB		\$1,439.00
	87505682	33 ft. drill - 7.2 in. spacing Single bar heavy harrow closer package	416 LB		\$1,803.00
	224069	39 ft. drill - 7.2 in. spacing Single bar heavy harrow closer package	491 LB		\$2,132.00
	87505683	45 ft. drill - 7.2 in. spacing Single bar heavy harrow closer package	563 LB		\$2,355.00
	224075	51 ft. drill - 7.2 in. spacing Single bar heavy harrow closer package	628 LB		\$2,758.00
	87505684	57 ft. drill - 7.2 in. spacing Single bar heavy harrow closer package	709 LB		\$3,101.00
	87501118	28 ft. drill - 10 in. spacing Single bar heavy harrow closer package	250 LB		\$1,386.00
	87501122	33 ft. drill - 10 in. spacing Single bar heavy harrow closer package	319 LB		\$1,593.00
	87501126	40 ft. drill - 10 in. spacing Single bar heavy harrow closer package	369 LB		\$2,030.00
	87501130	46 ft. drill - 10 in. spacing Single bar heavy harrow closer package	439 LB		\$2,437.00
	87501134	51 ft. drill - 10 in. spacing Single bar heavy harrow closer package	483 LB		\$2,705.00
	87501138	57 ft. drill - 10 in. spacing Single bar heavy harrow closer package	543 LB		\$3,050.00
	87501120	28 ft. drill - 12 in. spacing Single bar heavy harrow closer package	249 LB		\$1,264.00
	87501124	34 ft. drill - 12 in. spacing Single bar heavy harrow closer package	271 LB		\$1,288.00
	87501128	40 ft. drill - 12 in. spacing Single bar heavy harrow closer package	349 LB		\$1,691.00
	87501132	46 ft. drill - 12 in. spacing Single bar heavy harrow closer package	396 LB		\$1,960.00
	87501136	52 ft. drill - 12 in. spacing Single bar heavy harrow closer package	462 LB		\$2,293.00
	87501140	57 ft. drill - 12 in. spacing Single bar heavy harrow closer package	484 LB		\$2,665.00

Flow Blockage Monitors

	130855	Gateway - Flow Blockage	4 LB		\$1,137.00
	87505520	Remote - Flow Blockage	3 LB		\$912.00
	130870	Mountng bracket w/4 in. x 4 in. hardware	3 LB		\$40.00

**FLEX HOE 400 AIR DRILL ATTACHMENTS
US PRICE LIST**

(Ex Works - See Standard Equipment)

	130857	Optical sensor - Flow blockage Operator's Manual and Flow Blockage Manual REQUIRED when ordering Optical Sensor Flow Blockage System for small flex hoe drill.	1 LB		\$98.00
	128223	Harness - Flow blockage	1 LB		\$207.00
	128230	Harness - Flow Blockage Controller Required with Tow-Between air system.	2 LB		\$662.00
	130858	2 Conductor - Flow blockage Dust Caps	1 LB		\$9.00
	87505521	30 conductor - Flow blockage	1 LB		\$22.00
	128225	16 ft. - Flow blockage	1 LB		\$50.00
	128232	25 ft. - Flow blockage	1 LB		\$80.00
	128226	8 ft. 2 conductor - Flow blockage	1 LB		\$24.00
	128227	15 ft. 2 conductor - Flow blockage	1 LB		\$25.00
	128228	20 ft. 2 conductor - Flow blockage	1 LB		\$31.00
	128229	30 ft. 2 conductor - Flow blockage	1 LB		\$37.00
	128231	43 ft. 2 conductor - Flow Blockage	1 LB		\$42.00

InterRow™ Shank Option

	87501480	InterRow Shank Option - 28 ft. Drill with 550 lb. Trip	1,002 LB		\$4,613.00
	87501481	InterRow Shank Option - 34 ft. Drill with 550 lb. Trip	1,248 LB		\$5,513.00
	87501482	InterRow Shank Option - 40 ft. Drill with 550 lb. Trip	1,426 LB		\$6,791.00
	87501483	InterRow Shank Option - 46 ft. Drill with 550 lb. Trip	1,688 LB		\$7,726.00
	87501487	InterRow Shank Option - 52 ft. Drill with 550 lb. Trip	1,866 LB		\$8,955.00
	87501488	InterRow Shank Option - 58 ft. Drill with 550 lb. Trip	2,122 LB		\$9,845.00

Operator/Assembly Manuals

	323135	Ground engaging tools Op./Installation Operator/Installation Instructions. REQUIRED when ordering ground engaging tools.	1 LB		\$15.00
	87520134	Flow Monitoring Operator's Manual (Optical Sensor Flow Blockage) Required when ordering Optical Sensor Flow Blockage system for Flex Hoe 400.	2 LB		\$19.00
	87520129	Basic Single Shoot flow blockage Assembly manual	1 LB		\$19.00
	87520130	Expanded Single Shoot flow blockage Assembly manual	1 LB		\$19.00
	87520131	Basic Double Shoot flow blockage Assembly manual	1 LB		\$19.00
	87520132	Basic Expanded Dble Shoot flow blockage Assembly manual	1 LB		\$19.00
	87520133	Expanded Double Shoot flow blockage Assembly manual	1 LB		\$19.00

P1AX

**SUGGESTED DEALER SETUP CHARGES
For Flex Hoe 400 Air Drill**

	<u>U.S. \$</u>
Handling Fee	\$135.00
Saskatoon Setup Services Admin Fee	\$232.00
Hydraulic Oil - 3 Section	\$93.00
Hydraulic Oil - 5 Section	\$210.00
Base Unit - 3 Section	\$2,513.00
Base Unit - 5 Section	\$3,750.00
Trip & Shank Assembly and Adjustment (per trip)	\$12.60
Sweep (each)	\$4.20
Cast Seed Boot (each)	\$4.20
Adjustable Spread Seed Boot (each)	\$4.30
Single Shoot Stealth™ Body w/Tip (each)	\$4.30
Double Shoot Stealth™ Body w/Tip (each)	\$5.70
NH ³ Delivery Tube Kit (each)	\$4.20
Single Shoot - Air Pack 7" to 9" per foot	\$23.00
Single Shoot - Air Pack 10" to 12" per foot	\$19.80
Double Shoot - Air Pack 7" to 9" per foot	\$23.00
Double Shoot - Air Pack 10" to 12" per foot	\$19.80
S/S Primary Blockage	\$287.00
D/S Primary Blockage	\$391.00
Flexcontrol All Run	\$13.10
Electronic Test ⁽¹⁾	\$63.00
Field Hitch	\$186.00
Tillage Mounted Work Switch	\$32.00
Cross Tillage Pack	\$186.00
Single Bar Harrow Closer Option (per foot)	\$5.40
Endmarker (each)	\$234.00
Press Wheel Mud Scrapers (each)	\$2.80
Rear Hitch for Liquid Wagon	\$63.00

Notes: * Set-up price includes hydraulic tips and grease, but NOT final field adjustment.

* Assembling a Flex Hoe 400 requires a DR-900K Pin Guide Kit to prevent damaging the fibre-wound bushings during assembly. Order from parts department.

⁽¹⁾ Required for either type system.

OPTICAL SENSOR FLOW BLOCKAGE CHARTS

7.2" Spacing Ordering Chart																	
Basic Single Shoot System (monitors 8 runs)																	
			8				8									8	8
W	S	1	7	1	1	1	7	1	1	1	1	1	1	1	1	7	7
I	H	3	5	3	3	3	5	2	2	2	2	2	2	2	2	5	5
D	A	0	0	0	0	0	0	8	8	8	8	8	8	8	8	0	0
T	N	8	5	8	8	8	5	2	2	2	2	2	2	2	2	1	1
H	K	5	2	7	5	5	2	2	2	3	2	2	2	2	3	3	2
	S	5	0	0	7	8	1	3	5	2	6	7	8	9	1	4	9
27	45	1	0	1	8	1	1	0	0	0	3	1	3	0	0	1	1
33	55	1	0	1	8	1	1	0	0	0	1	4	2	0	0	1	1
39	65	1	0	1	8	1	1	0	0	0	2	2	1	2	0	1	1
45	75	1	0	1	8	1	1	0	0	0	2	1	3	1	0	1	1
51	85	1	0	1	8	1	1	0	0	0	1	2	2	1	1	1	1
57	95	1	0	1	8	1	1	0	0	0	1	2	2	1	1	1	1

Note: for Tow-Between Air Carts add 128230

7.2" Spacing Ordering Chart																	
Expanded Single Shoot System (monitors all runs)																	
			8				8									8	8
W	S	1	7	1	1	1	7	1	1	1	1	1	1	1	1	7	7
I	H	3	0	3	3	3	0	2	2	2	2	2	2	2	2	5	5
D	A	0	5	0	0	0	5	8	8	8	8	8	8	8	8	0	0
T	N	8	5	8	8	8	5	2	2	2	2	2	2	2	2	1	1
H	K	5	2	7	5	5	2	2	2	3	2	2	2	2	3	3	3
	S	5	0	0	7	8	1	3	5	2	6	7	8	9	1	4	0
27	45	1	1	2	45	3	0	2	1	0	22	0	0	0	0	1	1
33	55	1	2	3	55	17	0	3	2	0	0	22	0	0	0	1	1
39	65	1	2	3	65	7	0	3	2	0	33	0	0	0	0	1	1
45	75	1	3	4	75	21	0	4	3	0	38	0	0	0	0	1	1
51	85	1	3	4	85	11	0	4	3	0	42	0	0	0	0	1	1
57	95	1	3	4	95	1	0	4	3	0	48	0	0	0	0	1	1

Note: for Tow-Between Air Carts add 128230

7.2" Spacing Ordering Chart																	
Basic Double Shoot System (monitors 8 runs on each air package)																	
			8				8									8	8
W	S	1	7	1	1	1	7	1	1	1	1	1	1	1	1	7	7
I	H	3	0	3	3	3	0	2	2	2	2	2	2	2	2	5	5
D	A	0	5	0	0	0	5	8	8	8	8	8	8	8	8	0	0
T	N	8	5	8	8	8	5	2	2	2	2	2	2	2	2	1	1
H	K	5	2	7	5	5	2	2	2	3	2	2	2	2	3	3	3
	S	5	0	0	7	8	1	3	5	2	6	7	8	9	1	4	1
27	45	1	0	1	16	8	0	1	0	0	6	2	6	0	0	1	1
33	55	1	0	1	16	8	0	1	0	0	2	8	4	0	0	1	1
39	65	1	0	1	16	8	0	1	0	0	4	4	2	4	0	1	1
45	75	1	0	1	16	8	0	1	0	0	4	2	6	2	0	1	1
51	85	1	0	1	16	8	0	1	0	0	2	4	4	2	2	1	1
57	95	1	0	1	16	8	0	1	0	0	2	4	4	2	2	1	1

Note: for Tow-Between Air Carts add 128230

OPTICAL SENSOR FLOW BLOCKAGE CHARTS

7.2" Spacing Ordering Chart																	
Basic/Expanded Double Shoot System (monitors 8 runs on one air package and all runs on second air package)																	
W I D T H	S H A N K S	1	8				8									8	8
		5	7	1	1	1	5	1	1	1	1	1	1	1	1	5	7
		3	0	3	3	3	0	2	2	2	2	2	2	2	2	2	2
		0	5	0	0	0	5	8	8	8	8	8	8	8	8	8	0
		8	5	8	8	8	5	2	2	2	2	2	2	2	2	2	1
5	2	7	5	5	2	2	2	3	2	2	2	2	2	3	3	3	
5	0	0	7	8	1	3	5	2	6	7	8	9	1	4	4	2	
27	45	1	2	3	53	4	1	2	2	0	25	1	3	0	0	1	1
33	55	1	2	3	63	9	0	3	2	0	2	22	5	0	0	1	1
39	65	1	3	4	73	8	1	3	3	0	35	2	1	2	0	1	1
45	75	1	3	4	83	13	0	4	3	0	42	0	0	0	0	1	1
51	85	1	4	5	93	12	1	4	4	0	43	2	2	1	1	1	1
57	95	1	4	5	103	2	1	4	4	0	49	2	2	1	1	1	1

Note: for Tow-Between Air Carts add 128230

7.2" Spacing Ordering Chart																		
Expanded Double Shoot System (monitors all runs on both air packages)																		
W I D T H	S H A N K S	1	8				8									8	8	
		5	7	1	1	1	5	1	1	1	1	1	1	1	1	5	7	
		3	0	3	3	3	0	2	2	2	2	2	2	2	2	2	2	2
		0	5	0	0	0	5	8	8	8	8	8	8	8	8	8	0	0
		8	5	8	8	8	5	2	2	2	2	2	2	2	2	2	1	1
5	2	7	5	5	2	2	2	3	2	2	2	2	2	3	3	3		
5	0	0	7	8	1	3	5	2	6	7	8	9	1	4	4	3		
27	45	1	3	4	90	6	0	4	3	0	0	0	0	0	0	1	1	
33	55	1	4	5	110	10	0	5	4	0	0	0	0	0	0	1	1	
39	65	1	5	6	130	14	0	6	5	0	0	0	0	0	0	1	1	
45	75	1	7	8	150	42	0	8	7	0	0	0	0	0	0	1	1	
51	85	1	7	8	170	22	0	8	7	0	0	0	0	0	0	1	1	
57	95	1	7	8	190	2	0	8	7	0	0	0	0	0	0	1	1	

Note: for Tow-Between Air Carts add 128230

10" Spacing Ordering Chart																		
Basic Single Shoot System (monitors 8 runs)																		
W I D T H	S H A N K S	1	8				8									8	8	
		5	7	1	1	1	5	1	1	1	1	1	1	1	1	5	7	
		3	0	3	3	3	0	2	2	2	2	2	2	2	2	2	2	2
		0	5	0	0	0	5	8	8	8	8	8	8	8	8	8	0	0
		8	5	8	8	8	5	2	2	2	2	2	2	2	2	2	1	1
5	2	7	5	5	2	2	2	3	2	2	2	2	2	3	3	2		
5	0	0	7	8	1	3	5	2	6	7	8	9	1	4	4	9		
28	34	1	0	1	8	1	1	0	0	0	4	1	3	0	0	1	1	
33	40	1	0	1	8	1	1	0	0	0	4	1	3	0	0	1	1	
40	48	1	0	1	8	1	1	0	0	0	2	3	1	2	0	1	1	
46	56	1	0	1	8	1	1	0	0	0	2	1	3	2	0	1	1	
51	62	1	0	1	8	1	1	0	0	0	2	2	2	1	1	1	1	
58	70	1	0	1	8	1	1	0	0	0	2	2	2	1	1	1	1	

Note: for Tow-Between Air Carts add 128230

OPTICAL SENSOR FLOW BLOCKAGE CHARTS

10" Spacing Ordering Chart																	
Expanded Single Shoot System (monitors all runs)																	
W I D T H	S H A N K S	1	8				8									8	8
		3	7	1	1	1	7	1	1	1	1	1	1	1	1	7	7
		0	5	3	3	3	5	2	2	2	2	2	2	2	2	5	5
		8	5	8	8	8	5	8	8	8	8	8	8	8	8	0	0
		5	2	7	5	5	2	2	2	3	2	2	2	2	3	3	3
28	34	1	1	2	34	14	0	2	1	0	25	0	0	0	0	1	1
33	40	1	1	2	40	8	0	2	1	0	20	10	0	0	0	1	1
40	48	1	1	2	48	0	0	2	0	1	32	8	0	0	0	1	1
46	56	1	2	3	56	16	0	3	3	0	38	0	0	0	0	1	1
51	62	1	2	3	62	10	0	3	1	1	40	8	0	0	0	1	1
58	70	1	3	4	70	26	0	4	3	0	17	26	0	0	0	1	1

Note: for Tow-Between Air Carts add 128230

10" Spacing Ordering Chart																	
Basic Double Shoot System (monitors 8 runs on each air package)																	
W I D T H	S H A N K S	1	8				8									8	8
		3	7	1	1	1	7	1	1	1	1	1	1	1	1	7	7
		0	5	3	3	3	5	2	2	2	2	2	2	2	2	5	5
		8	5	8	8	8	5	8	8	8	8	8	8	8	8	0	0
		5	2	7	5	5	2	2	2	3	2	2	2	2	3	3	3
28	34	1	0	1	16	8	0	1	0	0	8	2	6	0	0	1	1
33	40	1	0	1	16	8	0	1	0	0	8	2	6	0	0	1	1
40	48	1	0	1	16	8	0	1	0	0	4	6	2	4	0	1	1
46	56	1	0	1	16	8	0	1	0	0	4	2	6	4	0	1	1
51	62	1	0	1	16	8	0	1	0	0	4	4	4	2	2	1	1
58	70	1	0	1	16	8	0	1	0	0	4	4	4	2	2	1	1

Note: for Tow-Between Air Carts add 128230

10" Spacing Ordering Chart																	
Basic/Expanded Double Shoot System (monitors 8 runs on one air package and all runs on second air package)																	
W I D T H	S H A N K S	1	8				8									8	8
		3	7	1	1	1	7	1	1	1	1	1	1	1	1	7	7
		0	5	3	3	3	5	2	2	2	2	2	2	2	2	5	5
		8	5	8	8	8	5	8	8	8	8	8	8	8	8	0	0
		5	2	7	5	5	2	2	2	3	2	2	2	2	3	3	3
28	34	1	1	2	42	6	0	2	1	0	32	0	0	0	0	1	1
33	40	1	1	2	48	0	0	2	1	0	24	13	0	0	0	1	1
40	48	1	2	3	56	16	0	3	1	1	38	0	0	0	0	1	1
46	56	1	2	3	64	2	0	3	1	1	42	10	2	1	1	1	1
51	62	1	3	4	70	19	0	3	3	1	28	20	0	0	0	1	1
58	70	1	3	4	78	18	0	4	3	0	19	29	0	0	0	1	1

Note: for Tow-Between Air Carts add 128230

OPTICAL SENSOR FLOW BLOCKAGE CHARTS

10" Spacing Ordering Chart																		
Expanded Double Shoot System (monitors all runs on both air packages)																		
W I D T H	S H A N K S	1	8				8									8	8	
		3	7	1	1	1	7	1	1	1	1	1	1	1	1	7	7	
		0	5	0	3	3	3	0	2	2	2	2	2	2	2	2	5	5
		8	5	8	8	8	8	5	8	8	8	8	8	8	8	8	0	0
		5	2	7	5	5	5	2	2	2	3	2	2	2	2	3	3	3
28	34	1	3	4	68	28	0	4	3	0	18	0	0	0	0	1	1	
33	40	1	3	4	80	16	0	4	3	0	20	0	0	0	0	1	1	
40	48	1	3	4	96	0	0	4	3	0	48	0	0	0	0	1	1	
46	56	1	5	6	112	32	0	6	5	0	20	0	0	0	0	1	1	
51	62	1	5	6	124	20	0	6	5	0	44	0	0	0	0	1	1	
58	70	1	7	8	140	52	0	8	7	0	18	0	0	0	0	1	1	

Note: for Tow-Between Air Carts add 128230

12" Spacing Ordering Chart																		
Basic Single Shoot System (monitors 8 runs)																		
W I D T H	S H A N K S	1	8				8									8	8	
		3	7	1	1	1	7	1	1	1	1	1	1	1	1	7	7	
		0	5	0	3	3	3	0	2	2	2	2	2	2	2	2	5	5
		8	5	8	8	8	8	5	8	8	8	8	8	8	8	8	0	0
		5	2	7	5	5	5	2	2	2	3	2	2	2	2	3	3	2
28	28	1	0	1	8	1	1	0	0	0	5	0	3	0	0	1	1	
34	34	1	0	1	8	1	1	0	0	0	4	1	0	3	0	1	1	
40	40	1	0	1	8	1	1	0	0	0	1	4	3	0	0	1	1	
46	46	1	0	1	8	1	1	0	0	0	2	0	4	2	0	1	1	
52	52	1	0	1	8	1	1	0	0	0	1	2	2	1	2	1	1	
58	58	1	0	1	8	1	1	0	0	0	1	2	2	1	2	1	1	

Note: for Tow-Between Air Carts add 128230

12" Spacing Ordering Chart																		
Expanded Single Shoot System (monitors all runs)																		
W I D T H	S H A N K S	1	8				8									8	8	
		3	7	1	1	1	7	1	1	1	1	1	1	1	1	7	7	
		0	5	0	0	0	0	5	8	8	8	8	8	8	8	8	0	0
		8	5	8	8	8	8	5	2	2	2	2	2	2	2	2	1	1
		5	2	7	5	5	5	2	2	2	3	2	2	2	2	3	3	3
28	28	1	1	2	28	5	1	1	0	1	19	0	0	0	0	1	1	
34	34	1	1	2	34	14	0	2	1	0	25	0	0	0	0	1	1	
40	40	1	1	2	40	8	0	2	1	0	10	20	0	0	0	1	1	
46	46	1	1	2	46	2	0	2	0	1	15	13	9	0	0	1	1	
52	52	1	2	3	52	20	0	3	1	1	18	16	0	0	0	1	1	
58	58	1	2	3	58	14	0	3	1	1	10	30	0	0	0	1	1	

Note: for Tow-Between Air Carts add 128230

OPTICAL SENSOR FLOW BLOCKAGE CHARTS

12" Spacing Ordering Chart																		
Basic Double Shoot System (monitors 8 runs on each air package)																		
W I D T H	S	1	8				8									8	8	
	H	3	7	1	1	1	7	1	1	1	1	1	1	1	1	7	7	
	A	0	5	0	3	3	3	0	2	2	2	2	2	2	2	2	2	2
	N	8	5	8	8	8	8	5	2	2	2	2	2	2	2	2	2	2
	K	5	2	7	5	5	5	2	2	2	3	2	2	2	2	3	3	3
S	5	0	0	7	8	8	1	3	5	2	6	7	8	9	1	4	1	
28	28	1	0	1	16	8	0	1	0	0	10	0	6	0	0	1	1	
34	34	1	0	1	16	8	0	1	0	0	8	2	0	6	0	1	1	
40	40	1	0	1	16	8	0	1	0	0	2	8	6	0	0	1	1	
46	46	1	0	1	16	8	0	1	0	0	4	0	8	4	0	1	1	
52	52	1	0	1	16	8	0	1	0	0	2	4	4	2	4	1	1	
58	58	1	0	1	16	8	0	1	0	0	2	4	4	2	4	1	1	

Note: for Tow-Between Air Carts add 128230

12" Spacing Ordering Chart																		
Basic/Expanded Double Shoot System (monitors 8 runs on one air package and all runs on second air package)																		
W I D T H	S	1	8				8									8	8	
	H	3	7	1	1	1	7	1	1	1	1	1	1	1	1	7	7	
	A	0	5	0	3	3	3	0	2	2	2	2	2	2	2	2	2	2
	N	8	5	8	8	8	8	5	2	2	2	2	2	2	2	2	2	2
	K	5	2	7	5	5	5	2	2	2	3	2	2	2	2	3	3	3
S	5	0	0	7	8	8	1	3	5	2	6	7	8	9	1	4	2	
28	28	1	1	2	36	12	0	2	0	1	13	11	0	0	0	1	1	
34	34	1	1	2	42	6	0	2	1	0	32	0	0	0	0	1	1	
40	40	1	1	2	48	0	0	2	1	0	11	26	0	0	0	1	1	
46	46	1	2	3	54	3	1	2	1	1	15	17	9	1	2	1	1	
52	52	1	2	3	60	12	0	3	1	1	20	20	0	0	0	1	1	
58	58	1	2	3	66	6	0	3	1	1	11	35	0	0	0	1	1	

Note: for Tow-Between Air Carts add 128230

12" Spacing Ordering Chart																		
Expanded Double Shoot System (monitors all runs on both air packages)																		
W I D T H	S	1	8				8									8	8	
	H	3	7	1	1	1	7	1	1	1	1	1	1	1	1	7	7	
	A	0	5	0	3	3	3	0	2	2	2	2	2	2	2	2	2	2
	N	8	5	8	8	8	8	5	2	2	2	2	2	2	2	2	2	2
	K	5	2	7	5	5	5	2	2	2	3	2	2	2	2	3	3	3
S	5	0	0	7	8	8	1	3	5	2	6	7	8	9	1	4	3	
28	28	1	2	3	56	16	0	3	1	1	20	0	0	0	0	1	1	
34	34	1	3	4	68	28	0	4	3	0	18	0	0	0	0	1	1	
40	40	1	3	4	80	16	0	4	3	0	20	0	0	0	0	1	1	
46	46	1	4	5	92	28	0	5	4	0	18	0	0	0	0	1	1	
52	52	1	5	6	104	40	0	6	5	0	18	0	0	0	0	1	1	
58	58	1	5	6	116	28	0	6	5	0	20	0	0	0	0	1	1	

Note: for Tow-Between Air Carts add 128230

WORKING WIDTHS

Flex Hoe 400 Air Drill			
Base Unit Width [ft]	7.2" Spacing Working Widths [ft]	10" Spacing Working Widths [ft]	12" Spacing Working Widths [ft]
27	27	28	28
33	33	33	34
39	39	40	40
45	45	46	46
51	51	51	52
57	57	58	58

**FLEX HOE 700 AIR DRILL - 7.5 IN. SPACING
US PRICE LIST**

**(Ex Works - See Standard Equipment)
Standard Equipment**

IMPLEMENT WIDTH AND SHANK**SPACING:**

60 ft. - 7.5 inch spacing

HITCH:

Rigid trussed hitch attached to mainframe

HYDRAULICS:

Boom fold - 2 cylinders sequenced for fold/unfold procedure

Depth control - Rockshaft rotated by 4 multi-function cylinders located on each wing frame section

Transport raise - These are the same cylinders as the depth control cylinders

DEPTH CONTROL:

Single point mechanical adjustment with hydraulic shutoff poppet valve actuated through cable connection to rockshaft

FRAME:

Patented rearward folding for transport

Main frame - 5 sections of
12 in. x 12 in. HSS
60 ft. unit - 10 ft. center,
15 ft. inner, 10 ft. outer
70 ft. unit - 10 ft. center,
15 ft. inner, 15 ft. outer

Wing frames - 4 in. x 4 in. HSS
4 rank - Patented tandem
paired-rank design

PACKING SYSTEM:

Select to match opener selection, seed row spacing, soil type and moisture conditions

In-line "V" steel or semi-pneumatic rubber

Walkbeam pneumatic packing

TRANSPORT LIGHTS:

Front - 2 amber dual-lens markers

Rear - 2 red signal/tail light assemblies

TRANSPORT WIDTH:

212 in. for both 60 and 70 ft. models

TRANSPORT HEIGHT:

162 in. for both 60 and 70 ft. models

TIRES:

All tires are stubble rated

Requirements for Operation:

Tractor power

Opener selection, ground speed, seeding depth, soil texture, moisture conditions, field topography and hitched configurations are all factors affecting required horsepower.

The mentioned recommendations below are strictly a guideline.

Drawbar horsepower:

Single-shoot in average soil conditions 4 to 7 HP per foot

Double-shoot in heavy soil conditions 7.5 HP per foot

Hydraulic System

Closed Center Load Sensing (CCLS) with 35 U.S. gpm minimum flow at 2600 p.s.i. at the tractor SCV couplers

Do not tow the implement at speeds over 20 mph.

Do not tow a loaded air system while transporting the implement between fields.

Do not tow more than two implements behind the tractor while transporting between fields.

**FLEX HOE 700 AIR DRILL - 7.5 IN. SPACING
US PRICE LIST**

**(Ex Works - See Standard Equipment)
Standard Equipment**

Requirements for Operation: (continued)

The total towed weight should be less than 1.5 times the maximum operating weight provided by the tractor manufacturer.

The total towed weight should be reduced based on tractor condition and road conditions.

Tractor draw bar that can be locked in a stationary position with an intermediate draw bar chain support.

Tractor equipped with 12-volt electrical system with a 7 pin auxiliary electric outlet for warning lights.

Requirements for Operation: (continued)

* Minimum requirements are a starting point only and should be increased based on operating conditions in the field, road transport conditions and other implements that are used with the drill.

EX WORKS:

Wholegoods

(Ex Works Saskatoon, SK)

(Freight Equalized Fargo, ND)

Factory Supplied Attachments

(Ex Works Saskatoon, SK)



**FLEX HOE 700 AIR DRILL - 7.5 IN. SPACING
US PRICE LIST**

(Ex Works - See Standard Equipment)

Models

COMMERCIAL MODEL	WORKING WIDTH	Weight	List Price
FH 700 AIR DRILL	60 ft.	18,089 LB	\$105,454.00

Factory Supplied Options

Order Code	Description	Weight	List Price
------------	-------------	--------	------------

SPACING

SD_P7601 SPACING PACKAGES

789159	7.5 inch spacing 60 ft. version only		No Charge
--------	--	--	-----------

TRANSPORT WHEELS

SD_16066 WHEELS AND TIRES

Use w/In-line Press Wheel Gang

789142	Base Tire 11L x 15 - In-line,S Single castor outer wings For use with in-line press wheel gangs		No Charge
789143	Base Tire-11L x 15 - In-line,D Dual castor outer wings For use with in-line press wheel gangs	2,516 LB	\$1,354.00
789144	High Flotation - 12.5L x 15 Dual castor outer wings For use with in-line press wheel gangs	3,010 LB	\$3,340.00

F/Walking Beam Prs Wheel Gangs

424767	Base Tire 11L x 15 - WalkBm,S Single castor outer wings For use with walking beam press wheel gangs		(\$488.00)
424768	Base Tire-11L x 15 - WalkBm,D Dual castor outer wings. For use with walking beam press wheel gangs		\$852.00
424769	High Flotation-12.5L x 15 Dual castor outer wings For use with walking beam press wheel gangs		\$2,684.00

**FLEX HOE 700 AIR DRILL - 7.5 IN. SPACING
US PRICE LIST**

(Ex Works - See Standard Equipment)

TRIPS AND SHANKS

SD_50007 SHIM KIT

	X50007X	No 350-550 trip shims			No Charge
	424860	Shim kit, 10 350-550 trip			\$284.00
	424861	Shim kit, 12 350-550 trip			\$341.00
	424862	Shim kit, 14 350-550 trip			\$397.00

SD_P5307 TRIPS LEAD SHANKS

	789148	350 lb. Trip with 50° C shank	7,823 LB		\$11,955.00
	789153	550 lb. Trip with 50° C shank	8,310 LB		\$14,545.00

PRESS WHEELS

SD_16034 PRESS WHEELS

	789161	3.5 in. Steel press wheel gang In-line gangs	6,685 LB		\$4,930.00
	789158	3 in. Rubber press wheel gangs In-line gangs	7,189 LB		\$9,956.00

HARROWS AND LEVELERS

SD_P6702 DISK LEVELERS

	XP6702X	No shank mntd disk levelers			No Charge
--	---------	-----------------------------	--	--	-----------

SD_P7702 HEAVY HARROWS

	XP7702X	No heavy harrows			No Charge
	789174	Single bar heavy harrows In-line press wheel gangs only	1,016 LB		\$7,440.00

CROSS TILLAGE LIGHTING

SD_06066 LIGHTING

TBT Air System					
	789179	Transport lighting package for ADX and Precision Air Tow-Between Air Systems or no air package selection. Hitch option should be ordered with the ADX or Precision Air System.	40 LB		No Charge

**FLEX HOE 700 AIR DRILL - 7.5 IN. SPACING
US PRICE LIST**

(Ex Works - See Standard Equipment)

TBH Air Sys orderd aft 06/2006

	789180	Light/cross tillage ext pkg Transport lighting and cross tillage extension package for ADX and Precision Air Tow-Behind Air Systems. Hitch option should be ordered with the ADX or Precision Air System.	111 LB		\$3,182.00
--	--------	---	--------	--	------------

AIR PACKAGES

SD_P8001 AIR PACKAGE

	XP8001X	No air system package			No Charge
TBH Air Systems - Single Shoot					
	789185	Air package TBH single shoot Air package for Tow-Behind Air Systems - single shoot	886 LB		\$5,074.00
TBH Air Systems - Double Shoot					
	789191	Air package TBH double shoot Air package for Tow-Behind Air Systems - double shoot	1,601 LB		\$8,441.00
TBT Air Systems - Single Shoot					
	789182	Air package TBT single shoot Air package for Tow-Between Air Systems - single shoot	729 LB		\$4,782.00
TBT Air Systems - Double Shoot					
	789188	Air package TBT double shoot Air package for Tow-Between Air Systems - double shoot	1,360 LB		\$8,867.00

FLOW BLOCKAGE

SD_P8002 FLOW BLOCKAGE

	XP8002X	No flow blockage			No Charge
	451042	Flw Blk Basic SS Flow blockage basic - single shoot			\$2,211.00
	451043	Flw Blk Expand SS Flow blockage expanded - single shoot			\$16,782.00
	451044	Flw Blk Basic DS Flow blockage basic - double shoot			\$3,478.00
	451046	Flw Blk Expand DS Flow blockage expanded - double shoot			\$33,282.00
	451045	Flw Blk Basic Expand DS Flow blockage basic expanded - double shoot			\$17,789.00

SCRAPERS

SD_50065 MUD SCRAPERS

	X50065X	No mud scrapers			No Charge
	451057	Press wheel mud scrapers			\$1,228.00



**FLEX HOE 700 AIR DRILL - 7.5 IN. SPACING
US PRICE LIST**

(Ex Works - See Standard Equipment)

WORK SWITCH

SD_50127 WORK SWITCH

	X50127X	No work switch			No Charge
	451010	Tillage mounted work switch			\$385.00

STEALTH BODY

SD_P8901 SEEDING TOOLS

	XP8901X	No seeding tools			No Charge
	451047	Stealth Body 50 deg. C shank			\$4,402.00

STEALTH PAIR ROW

SD_P8903 STEALTH SEED TOOL ATTACHMENTS

	XP8903X	No Stealth seed tool attach			No Charge
	451054	3 in. Spread DS w/Carbide paired row			\$6,661.00

STEALTH TIPS

SD_P8902 STEALTH TIPS

	XP8902X	No Stealth tips			No Charge
	451049	Stealth tip, Carbide			\$3,180.00
	451050	Stealth tip, Carbide Gumbo			\$3,330.00
	451051	3 in. Spread w/Carbide			\$9,386.00
	451052	4 in. Spread w/Carbide			\$9,840.00
	451053	5 in. Spread w/Carbide			\$10,900.00

FIELD HITCH

SD_41012 FIELD HITCH

	X41012X	No field hitch			No Charge
	451094	Field hitch TBH, short A-frame Field hitch for Tow-Behind air cart - short A-frame. See Hitch Configuration Table in back of the printed price book.			\$1,215.00
	451095	Field hitch TBH, long A-frame Field hitch for Tow-Behind air cart - long A-frame. See Hitch Configuration Table in back of the printed price book.			\$1,889.00

**FLEX HOE 700 AIR DRILL - 7.5 IN. SPACING
US PRICE LIST**

(Ex Works - See Standard Equipment)

SETUP OPTIONS

SD 50097 SETUP

	789096	No setup			No Charge
Set-Up Charges Added to Invc.					
	789093	Setup at Harve, MT Depot Havre, MT - enter 112427 in the Ship To location on order. To calculate the actual Setup Charges that will appear on your invoice refer to the "Dealer Setup Charges" chart.			No Charge
	789095	Setup at Minot, ND Depot Minot, ND - enter 112425 in the Ship To location on order. To calculate the actual Setup Charges that will appear on your invoice refer to the "Dealer Setup Charges" chart.			No Charge
	789098	Setup Saskatoon SK To calculate the actual Setup Charges that will appear on your invoice refer to the "Dealer Setup Charges" chart.			No Charge
	451093	Setup Coaldale AB Coaldale, AB - enter 125403 in the Ship To location on order. To calculate the actual Setup Charges that will appear on your invoice refer to the "Dealer Setup Charges" chart.			No Charge
	451210	Setup Sexsmith AB Sexsmith, AB - enter 132635 in the Ship To location on order. To calculate the actual Setup Charges that will appear on your invoice refer to the "Dealer Setup Charges" chart.			No Charge
	789092	Setup Linden AB Linden, AB - enter 112445 in the Ship To location on order. To calculate the actual Setup Charges that will appear on your invoice refer to the "Dealer Setup Charges" chart.			No Charge
	789094	Setup Mundare AB Mundare, AB - enter 112447 in the Ship To location on order. To calculate the actual Setup Charges that will appear on your invoice refer to the "Dealer Setup Charges" chart.			No Charge
	424371	Setup at Winkler, MB Depot Winkler, MB - enter 116470 in the Ship To location on order. To calculate the actual Setup Charges that will appear on your invoice refer to the "Dealer Setup Charges" chart.			No Charge

OPERATOR'S MANUAL

SD 47092 OPERATOR'S MANUALS

	424334	North American English			No Charge
	424336	North American French			No Charge

**FLEX HOE 700 AIR DRILL - 10 IN. SPACING
US PRICE LIST**

**(Ex Works - See Standard Equipment)
Standard Equipment**

IMPLEMENT WIDTH AND SHANK**SPACING:**

- 60 ft. - 10 inch spacing
- 70 ft. - 10 inch spacing

HITCH:

Rigid trussed hitch attached to mainframe

HYDRAULICS:

- Boom fold - 2 cylinders sequenced for fold/unfold procedure
- Depth control - Rockshaft rotated by 4 multi-function cylinders located on each wing frame section
- Transport raise - These are the same cylinders as the depth control cylinders

DEPTH CONTROL:

Single point mechanical adjustment with hydraulic shutoff poppet valve actuated through cable connection to rockshaft

FRAME:

- Patented rearward folding for transport
- Main frame - 5 sections of 12 in. x 12 in. HSS
 - 60 ft. unit - 10 ft. center, 15 ft. inner, 10 ft. outer
 - 70 ft. unit - 10 ft. center, 15 ft. inner, 15 ft. outer
- Wing frames - 4 in. x 4 in. HSS
- 4 rank - Patented tandem paired-rank design

PACKING SYSTEM:

- Select to match opener selection, seed row spacing, soil type and moisture conditions
- In-line "V" steel or semi-pneumatic rubber
- Walkbeam pneumatic packing

TRANSPORT LIGHTS:

- Front - 2 amber dual-lens markers
- Rear - 2 red signal/tail light assemblies

TRANSPORT WIDTH:

212 in. for both 60 and 70 ft. models

TRANSPORT HEIGHT:

162 in. for both 60 and 70 ft. models

TIRES:

All tires are stubble rated

Requirements for Operation:

- Tractor power
 - Opener selection, ground speed, seeding depth, soil texture, moisture conditions, field topography and hitched configurations are all factors affecting required horsepower.

The mentioned recommendations below are strictly a guideline.

Drawbar horsepower:

- Single-shoot in average soil conditions 4 to 7 HP per foot
- Double-shoot in heavy soil conditions 7.5 HP per foot

Hydraulic System

- Closed Center Load Sensing (CCLS) with 35 U.S. gpm minimum flow at 2600 p.s.i. at the tractor SCV couplers

Do not tow the implement at speeds over 20 mph.

Do not tow a loaded air system while transporting the implement between fields.

Do not tow more than two implements behind the tractor while transporting between fields.

**FLEX HOE 700 AIR DRILL - 10 IN. SPACING
US PRICE LIST**

(Ex Works - See Standard Equipment)

Standard Equipment

Requirements for Operation: (continued)

The total towed weight should be less than 1.5 times the maximum operating weight provided by the tractor manufacturer.

The total towed weight should be reduced based on tractor condition and road conditions.

Tractor draw bar that can be locked in a stationary position with an intermediate draw bar chain support.

Tractor equipped with 12-volt electrical system with a 7 pin auxiliary electric outlet for warning lights.

Requirements for Operation: (continued)

* Minimum requirements are a starting point only and should be increased based on operating conditions in the field, road transport conditions and other implements that are used with the drill.

EX WORKS:

Wholegoods

(Ex Works Saskatoon, SK)

(Freight Equalized Fargo, ND)

Factory Supplied Attachments

(Ex Works Saskatoon, SK)



**FLEX HOE 700 AIR DRILL - 10 IN. SPACING
US PRICE LIST**

(Ex Works - See Standard Equipment)

Models

COMMERCIAL MODEL	WORKING WIDTH	Weight	List Price
FH 700 AIR DRILL	60 ft.	18,089 LB	\$105,454.00
FH 700 AIR DRILL	70 ft.	19,723 LB	\$116,250.00

Factory Supplied Options

Order Code	Description	Weight	List Price
------------	-------------	--------	------------

SPACING

SD_P7601 SPACING PACKAGES

789160	10 inch spacing		No Charge
--------	-----------------	--	-----------

TRANSPORT WHEELS

SD_16066 WHEELS AND TIRES

Use w/In-line Press Wheel Gang			
789142	Base Tire 11L x 15 - In-line,S Single castor outer wings For use with in-line press wheel gangs		No Charge
789143	Base Tire-11L x 15 - In-line,D Dual castor outer wings For use with in-line press wheel gangs	2,516 LB	\$1,354.00
789144	High Flotation - 12.5L x 15 Dual castor outer wings For use with in-line press wheel gangs	3,010 LB	\$3,340.00
F/Walking Beam Prs Wheel Gangs			
424767	Base Tire 11L x 15 - WalkBm,S Single castor outer wings For use with walking beam press wheel gangs		(\$488.00)
424768	Base Tire-11L x 15 - WalkBm,D Dual castor outer wings. For use with walking beam press wheel gangs		\$852.00
424769	High Flotation-12.5L x 15 Dual castor outer wings For use with walking beam press wheel gangs		\$2,684.00

**FLEX HOE 700 AIR DRILL - 10 IN. SPACING
US PRICE LIST**

(Ex Works - See Standard Equipment)

TRIPS AND SHANKS

SD_50007 SHIM KIT

	X50007X	No 350-550 trip shims			No Charge
	424860	Shim kit, 10 350-550 trip			\$284.00
	424861	Shim kit, 12 350-550 trip			\$341.00
	424862	Shim kit, 14 350-550 trip			\$397.00

SD_P5307 TRIPS LEAD SHANKS

	789148	350 lb. Trip with 50° C shank			
		if SPACING PACKAGES is 10 inch spacing and WORKING WIDTH is 60 ft.	7,823 LB		\$4,070.00
		if SPACING PACKAGES is 10 inch spacing and WORKING WIDTH is 70 ft.	7,823 LB		\$4,882.00
	789151	350 lb. Trip with 84° shank Edge-on shank			
		if SPACING PACKAGES is 10 inch spacing and WORKING WIDTH is 60 ft.	5,767 LB		\$3,779.00
		if SPACING PACKAGES is 10 inch spacing and WORKING WIDTH is 70 ft.	5,767 LB		\$4,582.00
	789153	550 lb. Trip with 50° C shank			
		if SPACING PACKAGES is 10 inch spacing and WORKING WIDTH is 60 ft.	8,310 LB		\$5,979.00
		if SPACING PACKAGES is 10 inch spacing and WORKING WIDTH is 70 ft.	8,310 LB		\$7,149.00
	789156	550 lb. Trip with 84° shank Edge-on shank			
		if SPACING PACKAGES is 10 inch spacing and WORKING WIDTH is 60 ft.	6,740 LB		\$5,723.00
		if SPACING PACKAGES is 10 inch spacing and WORKING WIDTH is 70 ft.	6,740 LB		\$6,850.00

PRESS WHEELS

SD_16034 PRESS WHEELS

	789161	3.5 in. Steel press wheel gang In-line gangs			
		if SPACING PACKAGES is 10 inch spacing and WORKING WIDTH is 60 ft.	6,685 LB		\$1,732.00
		if SPACING PACKAGES is 10 inch spacing and WORKING WIDTH is 70 ft.	6,685 LB		\$2,047.00
	789158	3 in. Rubber press wheel gangs In-line gangs			
		if SPACING PACKAGES is 10 inch spacing and WORKING WIDTH is 60 ft.	7,189 LB		\$5,747.00
		if SPACING PACKAGES is 10 inch spacing and WORKING WIDTH is 70 ft.	7,189 LB		\$6,727.00

**FLEX HOE 700 AIR DRILL - 10 IN. SPACING
US PRICE LIST**

(Ex Works - See Standard Equipment)

789166	4.5 in. Steel press wheel gang In-line gangs			
	if SPACING PACKAGES is 10 inch spacing and WORKING WIDTH is 60 ft.	7,283 LB		\$3,408.00
	if SPACING PACKAGES is 10 inch spacing and WORKING WIDTH is 70 ft.	7,283 LB		\$3,977.00
789164	4 in. Rubber press wheel gangs In-line gangs			
	if SPACING PACKAGES is 10 inch spacing and WORKING WIDTH is 60 ft.	7,423 LB		\$7,207.00
	if SPACING PACKAGES is 10 inch spacing and WORKING WIDTH is 70 ft.	7,423 LB		\$8,433.00
789168	5.5 in. Rubber press whl gangs In-line gangs			
	if SPACING PACKAGES is 10 inch spacing and WORKING WIDTH is 60 ft.	8,067 LB		\$9,648.00
	if SPACING PACKAGES is 10 inch spacing and WORKING WIDTH is 70 ft.	8,067 LB		\$11,279.00
789172	5.90 x 15 Rounded press wheels Rounded profile pneumatic press wheels - walk beam gangs			
	if SPACING PACKAGES is 10 inch spacing and WORKING WIDTH is 60 ft.	6,423 LB		\$12,219.00
	if SPACING PACKAGES is 10 inch spacing and WORKING WIDTH is 70 ft.	6,423 LB		\$14,299.00
789170	6.50 x 15 Flat face press whls Flat face pneumatic press wheels - walk beam gangs			
	if SPACING PACKAGES is 10 inch spacing and WORKING WIDTH is 60 ft.	13,152 LB		\$16,435.00
	if SPACING PACKAGES is 10 inch spacing and WORKING WIDTH is 70 ft.	13,152 LB		\$19,424.00

HARROWS AND LEVELERS

SD_P6702 DISK LEVELERS

XP6702X	No shank mntd disk levelers			No Charge
789177	Shank mounted disk levelers In-line or walking beam press wheel gangs. Disk Levelers are not recommended for use with ground engaging tools wider than 6 inches.			
	if SPACING PACKAGES is 10 inch spacing and WORKING WIDTH is 60 ft.	1,502 LB		\$15,217.00
	if SPACING PACKAGES is 10 inch spacing and WORKING WIDTH is 70 ft.	1,502 LB		\$17,818.00

SD_P7702 HEAVY HARROWS

XP7702X	No heavy harrows			No Charge
789174	Single bar heavy harrows In-line press wheel gangs only			

**FLEX HOE 700 AIR DRILL - 10 IN. SPACING
US PRICE LIST**

(Ex Works - See Standard Equipment)

		if SPACING PACKAGES is 10 inch spacing and WORKING WIDTH is 60 ft.	1,016 LB		\$5,679.00
		if SPACING PACKAGES is 10 inch spacing and WORKING WIDTH is 70 ft.	1,016 LB		\$5,995.00

CROSS TILLAGE LIGHTING

SD_06066 LIGHTING

TBT Air System					
	789179	Transport lighting package for ADX and Precision Air Tow-Between Air Systems or no air package selection. Hitch option should be ordered with the ADX or Precision Air System.	40 LB		No Charge
TBH Air Sys orderd aft 06/2006					
	789180	Light/cross tillage ext pkg Transport lighting and cross tillage extension package for ADX and Precision Air Tow-Behind Air Systems. Hitch option should be ordered with the ADX or Precision Air System.	111 LB		\$3,182.00

AIR PACKAGES

SD_P8001 AIR PACKAGE

	XP8001X	No air system package			No Charge
TBH Air Systems - Single Shoot					
	789185	Air package TBH single shoot Air package for Tow-Behind Air Systems - single shoot			
		if SPACING PACKAGES is 10 inch spacing and WORKING WIDTH is 60 ft.	886 LB		\$5,011.00
		if SPACING PACKAGES is 10 inch spacing and WORKING WIDTH is 70 ft.	886 LB		\$5,069.00
TBH Air Systems - Double Shoot					
	789191	Air package TBH double shoot Air package for Tow-Behind Air Systems - double shoot			
		if SPACING PACKAGES is 10 inch spacing and WORKING WIDTH is 60 ft.	1,601 LB		\$8,327.00
		if SPACING PACKAGES is 10 inch spacing and WORKING WIDTH is 70 ft.	1,601 LB		\$8,422.00
TBT Air Systems - Single Shoot					
	789182	Air package TBT single shoot Air package for Tow-Between Air Systems - single shoot			
		if SPACING PACKAGES is 10 inch spacing and WORKING WIDTH is 60 ft.	729 LB		\$4,723.00
		if SPACING PACKAGES is 10 inch spacing and WORKING WIDTH is 70 ft.	729 LB		\$4,743.00

**FLEX HOE 700 AIR DRILL - 10 IN. SPACING
US PRICE LIST**

(Ex Works - See Standard Equipment)

TBT Air Systems - Double Shoot					
	789188	Air package TBT double shoot Air package for Tow-Between Air Systems - double shoot			
		if SPACING PACKAGES is 10 inch spacing and WORKING WIDTH is 60 ft.	1,360 LB		\$8,820.00
		if SPACING PACKAGES is 10 inch spacing and WORKING WIDTH is 70 ft.	1,360 LB		\$8,850.00

FLOW BLOCKAGE

SD_P8002 FLOW BLOCKAGE					
	XP8002X	No flow blockage			No Charge
	451042	Flw Blk Basic SS Flow blockage basic - single shoot			\$2,211.00
	451043	Flw Blk Expand SS Flow blockage expanded - single shoot			
		if SPACING PACKAGES is 10 inch spacing and WORKING WIDTH is 60 ft.			\$13,244.00
		if SPACING PACKAGES is 10 inch spacing and WORKING WIDTH is 70 ft.			\$14,531.00
	451044	Flw Blk Basic DS Flow blockage basic - double shoot			\$3,478.00
	451046	Flw Blk Expand DS Flow blockage expanded - double shoot			
		if SPACING PACKAGES is 10 inch spacing and WORKING WIDTH is 60 ft.			\$23,340.00
		if SPACING PACKAGES is 10 inch spacing and WORKING WIDTH is 70 ft.			\$25,938.00
	451045	Flw Blk Basic Expand DS Flow blockage basic expanded - double shoot			
		if SPACING PACKAGES is 10 inch spacing and WORKING WIDTH is 60 ft.			\$14,189.00
		if SPACING PACKAGES is 10 inch spacing and WORKING WIDTH is 70 ft.			\$15,630.00

SCRAPERS

SD_50065 MUD SCRAPERS					
	X50065X	No mud scrapers			No Charge
	451057	Press wheel mud scrapers			
		if SPACING PACKAGES is 10 inch spacing and WORKING WIDTH is 60 ft.			\$980.00
		if SPACING PACKAGES is 10 inch spacing and WORKING WIDTH is 70 ft.			\$1,143.00

**FLEX HOE 700 AIR DRILL - 10 IN. SPACING
US PRICE LIST**

(Ex Works - See Standard Equipment)

WORK SWITCH

SD_50127 WORK SWITCH

	X50127X	No work switch			No Charge
	451010	Tillage mounted work switch			\$385.00

STEALTH BODY

SD_P8901 SEEDING TOOLS

	XP8901X	No seeding tools			No Charge
	451047	Stealth Body 50 deg. C shank			
		if SPACING PACKAGES is 10 inch spacing and WORKING WIDTH is 60 ft.			\$3,302.00
		if SPACING PACKAGES is 10 inch spacing and WORKING WIDTH is 70 ft.			\$3,852.00
	451048	Stealth Body 84 deg. E-O shank Edge-On shank			
		if SPACING PACKAGES is 10 inch spacing and WORKING WIDTH is 60 ft.			\$3,179.00
		if SPACING PACKAGES is 10 inch spacing and WORKING WIDTH is 70 ft.			\$3,708.00

STEALTH PAIR ROW

SD_P8903 STEALTH SEED TOOL ATTACHMENTS

	XP8903X	No Stealth seed tool attach			No Charge
	451054	3 in. Spread DS w/Carbide paired row			
		if SPACING PACKAGES is 10 inch spacing and WORKING WIDTH is 60 ft.			\$4,994.00
		if SPACING PACKAGES is 10 inch spacing and WORKING WIDTH is 70 ft.			\$5,827.00
	451055	4 in. Spread DS w/Carbide paired row			
		if SPACING PACKAGES is 10 inch spacing and WORKING WIDTH is 60 ft.			\$5,574.00
		if SPACING PACKAGES is 10 inch spacing and WORKING WIDTH is 70 ft.			\$6,501.00
	451056	5 in. Spread DS w/Carbide paired row			
		if SPACING PACKAGES is 10 inch spacing and WORKING WIDTH is 60 ft.			\$6,016.00
		if SPACING PACKAGES is 10 inch spacing and WORKING WIDTH is 70 ft.			\$7,020.00



**FLEX HOE 700 AIR DRILL - 10 IN. SPACING
US PRICE LIST**

(Ex Works - See Standard Equipment)

STEALTH TIPS

SD_P8902 STEALTH TIPS

	XP8902X	No Stealth tips			No Charge
	451049	Stealth tip, Carbide			
		if SPACING PACKAGES is 10 inch spacing and WORKING WIDTH is 60 ft.			\$2,383.00
		if SPACING PACKAGES is 10 inch spacing and WORKING WIDTH is 70 ft.			\$2,782.00
	451050	Stealth tip, Carbide Gumbo			
		if SPACING PACKAGES is 10 inch spacing and WORKING WIDTH is 60 ft.			\$2,499.00
		if SPACING PACKAGES is 10 inch spacing and WORKING WIDTH is 70 ft.			\$2,914.00
	451051	3 in. Spread w/Carbide			
		if SPACING PACKAGES is 10 inch spacing and WORKING WIDTH is 60 ft.			\$7,039.00
		if SPACING PACKAGES is 10 inch spacing and WORKING WIDTH is 70 ft.			\$8,213.00
	451052	4 in. Spread w/Carbide			
		if SPACING PACKAGES is 10 inch spacing and WORKING WIDTH is 60 ft.			\$7,379.00
		if SPACING PACKAGES is 10 inch spacing and WORKING WIDTH is 70 ft.			\$8,610.00
	451053	5 in. Spread w/Carbide			
		if SPACING PACKAGES is 10 inch spacing and WORKING WIDTH is 60 ft.			\$8,175.00
		if SPACING PACKAGES is 10 inch spacing and WORKING WIDTH is 70 ft.			\$9,538.00

FIELD HITCH

SD_41012 FIELD HITCH

	X41012X	No field hitch			No Charge
	451094	Field hitch TBH, short A-frame Field hitch for Tow-Behind air cart - short A-frame. See Hitch Configuration Table in back of the printed price book.			\$1,215.00
	451095	Field hitch TBH, long A-frame Field hitch for Tow-Behind air cart - long A-frame. See Hitch Configuration Table in back of the printed price book.			\$1,889.00

SETUP OPTIONS

SD_50097 SETUP

	789096	No setup			No Charge
--	--------	----------	--	--	-----------

**FLEX HOE 700 AIR DRILL - 10 IN. SPACING
US PRICE LIST**

(Ex Works - See Standard Equipment)

Set-Up Charges Added to Invc.					
	789093	Setup at Harve, MT Depot Havre, MT - enter 112427 in the Ship To location on order. To calculate the actual Setup Charges that will appear on your invoice refer to the "Dealer Setup Charges" chart.			No Charge
	789095	Setup at Minot, ND Depot Minot, ND - enter 112425 in the Ship To location on order. To calculate the actual Setup Charges that will appear on your invoice refer to the "Dealer Setup Charges" chart.			No Charge
	789098	Setup Saskatoon SK To calculate the actual Setup Charges that will appear on your invoice refer to the "Dealer Setup Charges" chart.			No Charge
	451093	Setup Coaldale AB Coaldale, AB - enter 125403 in the Ship To location on order. To calculate the actual Setup Charges that will appear on your invoice refer to the "Dealer Setup Charges" chart.			No Charge
	451210	Setup Sexsmith AB Sexsmith, AB - enter 132635 in the Ship To location on order. To calculate the actual Setup Charges that will appear on your invoice refer to the "Dealer Setup Charges" chart.			No Charge
	789092	Setup Linden AB Linden, AB - enter 112445 in the Ship To location on order. To calculate the actual Setup Charges that will appear on your invoice refer to the "Dealer Setup Charges" chart.			No Charge
	789094	Setup Mundare AB Mundare, AB - enter 112447 in the Ship To location on order. To calculate the actual Setup Charges that will appear on your invoice refer to the "Dealer Setup Charges" chart.			No Charge
	424371	Setup at Winkler, MB Depot Winkler, MB - enter 116470 in the Ship To location on order. To calculate the actual Setup Charges that will appear on your invoice refer to the "Dealer Setup Charges" chart.			No Charge

OPERATOR'S MANUAL

SD_47092 OPERATOR'S MANUALS

	424334	North American English		No Charge
	424336	North American French		No Charge

**FLEX HOE 700 AIR DRILL - 12 IN. SPACING
US PRICE LIST**

**(Ex Works - See Standard Equipment)
Standard Equipment**

IMPLEMENT WIDTH AND SHANK**SPACING:**

- 60 ft. - 12 inch spacing
- 70 ft. - 12 inch spacing

HITCH:

Rigid trussed hitch attached to mainframe

HYDRAULICS:

- Boom fold - 2 cylinders sequenced for fold/unfold procedure
- Depth control - Rockshaft rotated by 4 multi-function cylinders located on each wing frame section
- Transport raise - These are the same cylinders as the depth control cylinders

DEPTH CONTROL:

Single point mechanical adjustment with hydraulic shutoff poppet valve actuated through cable connection to rockshaft

FRAME:

- Patented rearward folding for transport
- Main frame - 5 sections of 12 in. x 12 in. HSS
 - 60 ft. unit - 10 ft. center, 15 ft. inner, 10 ft. outer
 - 70 ft. unit - 10 ft. center, 15 ft. inner, 15 ft. outer
- Wing frames - 4 in. x 4 in. HSS
- 4 rank - Patented tandem paired-rank design

PACKING SYSTEM:

- Select to match opener selection, seed row spacing, soil type and moisture conditions
- In-line "V" steel or semi-pneumatic rubber
- Walkbeam pneumatic packing

TRANSPORT LIGHTS:

- Front - 2 amber dual-lens markers
- Rear - 2 red signal/tail light assemblies

TRANSPORT WIDTH:

212 in. for both 60 and 70 ft. models

TRANSPORT HEIGHT:

162 in. for both 60 and 70 ft. models

TIRES:

All tires are stubble rated

Requirements for Operation:

- Tractor power
 - Opener selection, ground speed, seeding depth, soil texture, moisture conditions, field topography and hitched configurations are all factors affecting required horsepower.

The mentioned recommendations below are strictly a guideline.

Drawbar horsepower:

- Single-shoot in average soil conditions 4 to 7 HP per foot
- Double-shoot in heavy soil conditions 7.5 HP per foot

Hydraulic System

- Closed Center Load Sensing (CCLS) with 35 U.S. gpm minimum flow at 2600 p.s.i. at the tractor SCV couplers

- Do not tow the implement at speeds over 20 mph.
- Do not tow a loaded air system while transporting the implement between fields.
- Do not tow more than two implements behind the tractor while transporting between fields.

FLEX HOE 700 AIR DRILL - 12 IN. SPACING
US PRICE LIST

(Ex Works - See Standard Equipment)
Standard Equipment

Requirements for Operation: (continued)

The total towed weight should be less than 1.5 times the maximum operating weight provided by the tractor manufacturer.

The total towed weight should be reduced based on tractor condition and road conditions.

Tractor draw bar that can be locked in a stationary position with an intermediate draw bar chain support.

Tractor equipped with 12-volt electrical system with a 7 pin auxiliary electric outlet for warning lights.

Requirements for Operation: (continued)

* Minimum requirements are a starting point only and should be increased based on operating conditions in the field, road transport conditions and other implements that are used with the drill.

EX WORKS:

Wholegoods

(Ex Works Saskatoon, SK)

(Freight Equalized Fargo, ND)

Factory Supplied Attachments

(Ex Works Saskatoon, SK)



**FLEX HOE 700 AIR DRILL - 12 IN. SPACING
US PRICE LIST**

(Ex Works - See Standard Equipment)

Models

COMMERCIAL MODEL	WORKING WIDTH	Weight	List Price
FH 700 AIR DRILL	60 ft.	18,089 LB	\$105,454.00
FH 700 AIR DRILL	70 ft.	19,723 LB	\$116,250.00

Factory Supplied Options

Order Code	Description	Weight	List Price
------------	-------------	--------	------------

SPACING

SD_P7601 SPACING PACKAGES

789162	12 inch spacing		No Charge
--------	-----------------	--	-----------

TRANSPORT WHEELS

SD_16066 WHEELS AND TIRES

Use w/In-line Press Wheel Gang			
789142	Base Tire 11L x 15 - In-line,S Single castor outer wings For use with in-line press wheel gangs		No Charge
789143	Base Tire-11L x 15 - In-line,D Dual castor outer wings For use with in-line press wheel gangs	2,516 LB	\$1,354.00
789144	High Flotation - 12.5L x 15 Dual castor outer wings For use with in-line press wheel gangs	3,010 LB	\$3,340.00
F/Walking Beam Prs Wheel Gangs			
424767	Base Tire 11L x 15 - WalkBm,S Single castor outer wings For use with walking beam press wheel gangs		(\$488.00)
424768	Base Tire-11L x 15 - WalkBm,D Dual castor outer wings. For use with walking beam press wheel gangs		\$852.00
424769	High Flotation-12.5L x 15 Dual castor outer wings For use with walking beam press wheel gangs		\$2,684.00

**FLEX HOE 700 AIR DRILL - 12 IN. SPACING
US PRICE LIST**

(Ex Works - See Standard Equipment)

TRIPS AND SHANKS

SD_50007 SHIM KIT

	X50007X	No 350-550 trip shims			No Charge
	424860	Shim kit, 10 350-550 trip			\$284.00
	424861	Shim kit, 12 350-550 trip			\$341.00
	424862	Shim kit, 14 350-550 trip			\$397.00

SD_P5307 TRIPS LEAD SHANKS

	789148	350 lb. Trip with 50° C shank			
		if SPACING PACKAGES is 12 inch spacing and WORKING WIDTH is 70 ft.	7,823 LB		No Charge
		if SPACING PACKAGES is 12 inch spacing and WORKING WIDTH is 60 ft.	7,823 LB		No Charge
	789151	350 lb. Trip with 84° shank Edge-on shank			
		if SPACING PACKAGES is 12 inch spacing and WORKING WIDTH is 60 ft.	5,767 LB		(\$210.00)
		if SPACING PACKAGES is 12 inch spacing and WORKING WIDTH is 70 ft.	5,767 LB		(\$250.00)
	789153	550 lb. Trip with 50° C shank			
		if SPACING PACKAGES is 12 inch spacing and WORKING WIDTH is 60 ft.	8,310 LB		\$1,621.00
		if SPACING PACKAGES is 12 inch spacing and WORKING WIDTH is 70 ft.	8,310 LB		\$1,889.00
	789156	550 lb. Trip with 84° shank Edge-on shank			
		if SPACING PACKAGES is 12 inch spacing and WORKING WIDTH is 60 ft.	6,740 LB		\$1,406.00
		if SPACING PACKAGES is 12 inch spacing and WORKING WIDTH is 70 ft.	6,740 LB		\$1,639.00

PRESS WHEELS

SD_16034 PRESS WHEELS

	789161	3.5 in. Steel press wheel gang In-line gangs			
		if SPACING PACKAGES is 12 inch spacing and WORKING WIDTH is 60 ft.	6,685 LB		No Charge
		if SPACING PACKAGES is 12 inch spacing and WORKING WIDTH is 70 ft.	6,685 LB		No Charge
	789158	3 in. Rubber press wheel gangs In-line gangs			
		if SPACING PACKAGES is 12 inch spacing and WORKING WIDTH is 60 ft.	7,189 LB		\$3,191.00
		if SPACING PACKAGES is 12 inch spacing and WORKING WIDTH is 70 ft.	7,189 LB		\$3,721.00

**FLEX HOE 700 AIR DRILL - 12 IN. SPACING
US PRICE LIST**

(Ex Works - See Standard Equipment)

789166	4.5 in. Steel press wheel gang In-line gangs			
	if SPACING PACKAGES is 12 inch spacing and WORKING WIDTH is 60 ft.	7,283 LB		\$1,101.00
	if SPACING PACKAGES is 12 inch spacing and WORKING WIDTH is 70 ft.	7,283 LB		\$1,283.00
789164	4 in. Rubber press wheel gangs In-line gangs			
	if SPACING PACKAGES is 12 inch spacing and WORKING WIDTH is 60 ft.	7,423 LB		\$4,481.00
	if SPACING PACKAGES is 12 inch spacing and WORKING WIDTH is 70 ft.	7,423 LB		\$5,227.00
789168	5.5 in. Rubber press whl gangs In-line gangs			
	if SPACING PACKAGES is 12 inch spacing and WORKING WIDTH is 60 ft.	8,067 LB		\$6,254.00
	if SPACING PACKAGES is 12 inch spacing and WORKING WIDTH is 70 ft.	8,067 LB		\$7,292.00
789172	5.90 x 15 Rounded press wheels Rounded profile pneumatic press wheels - walk beam gangs			
	if SPACING PACKAGES is 12 inch spacing and WORKING WIDTH is 60 ft.	6,423 LB		\$8,889.00
	if SPACING PACKAGES is 12 inch spacing and WORKING WIDTH is 70 ft.	6,423 LB		\$10,456.00
789170	6.50 x 15 Flat face press whls Flat face pneumatic press wheels - walk beam gangs			
	if SPACING PACKAGES is 12 inch spacing and WORKING WIDTH is 60 ft.	13,152 LB		\$11,509.00
	if SPACING PACKAGES is 12 inch spacing and WORKING WIDTH is 70 ft.	13,152 LB		\$13,688.00

HARROWS AND LEVELERS

SD_P6702 DISK LEVELERS

XP6702X	No shank mntd disk levelers			No Charge
789177	Shank mounted disk levelers In-line or walking beam press wheel gangs. Disk Levelers are not recommended for use with ground engaging tools wider than 6 inches.			
	if SPACING PACKAGES is 12 inch spacing and WORKING WIDTH is 60 ft.	1,502 LB		\$12,814.00
	if SPACING PACKAGES is 12 inch spacing and WORKING WIDTH is 70 ft.	1,502 LB		\$15,144.00

SD_P7702 HEAVY HARROWS

XP7702X	No heavy harrows			No Charge
789174	Single bar heavy harrows In-line press wheel gangs only			

**FLEX HOE 700 AIR DRILL - 12 IN. SPACING
US PRICE LIST**

(Ex Works - See Standard Equipment)

		if SPACING PACKAGES is 12 inch spacing and WORKING WIDTH is 60 ft.	1,016 LB		\$6,292.00
		if SPACING PACKAGES is 12 inch spacing and WORKING WIDTH is 70 ft.	1,016 LB		\$6,774.00

CROSS TILLAGE LIGHTING

SD_06066 LIGHTING

TBT Air System					
	789179	Transport lighting package for ADX and Precision Air Tow-Between Air Systems or no air package selection. Hitch option should be ordered with the ADX or Precision Air System.	40 LB		No Charge
TBH Air Sys orderd aft 06/2006					
	789180	Light/cross tillage ext pkg Transport lighting and cross tillage extension package for ADX and Precision Air Tow-Behind Air Systems. Hitch option should be ordered with the ADX or Precision Air System.	111 LB		\$3,182.00

AIR PACKAGES

SD_P8001 AIR PACKAGE

	XP8001X	No air system package			No Charge
TBH Air Systems - Single Shoot					
	789185	Air package TBH single shoot Air package for Tow-Behind Air Systems - single shoot			
		if SPACING PACKAGES is 12 inch spacing and WORKING WIDTH is 60 ft.	886 LB		\$5,008.00
		if SPACING PACKAGES is 12 inch spacing and WORKING WIDTH is 70 ft.	886 LB		\$5,017.00
TBH Air Systems - Double Shoot					
	789191	Air package TBH double shoot Air package for Tow-Behind Air Systems - double shoot			
		if SPACING PACKAGES is 12 inch spacing and WORKING WIDTH is 70 ft.	1,601 LB		\$8,292.00
		if SPACING PACKAGES is 12 inch spacing and WORKING WIDTH is 60 ft.	1,601 LB		\$8,311.00
TBT Air Systems - Single Shoot					
	789182	Air package TBT single shoot Air package for Tow-Between Air Systems - single shoot			
		if SPACING PACKAGES is 12 inch spacing and WORKING WIDTH is 60 ft.	729 LB		\$4,701.00
		if SPACING PACKAGES is 12 inch spacing and WORKING WIDTH is 70 ft.	729 LB		\$4,719.00

**FLEX HOE 700 AIR DRILL - 12 IN. SPACING
US PRICE LIST**

(Ex Works - See Standard Equipment)

TBT Air Systems - Double Shoot					
	789188	Air package TBT double shoot Air package for Tow-Between Air Systems - double shoot			
		if SPACING PACKAGES is 12 inch spacing and WORKING WIDTH is 60 ft.	1,360 LB		\$8,767.00
		if SPACING PACKAGES is 12 inch spacing and WORKING WIDTH is 70 ft.	1,360 LB		\$8,805.00

FLOW BLOCKAGE

SD_P8002 FLOW BLOCKAGE

	XP8002X	No flow blockage			No Charge
	451042	Flw Blk Basic SS Flow blockage basic - single shoot			\$2,211.00
	451043	Flw Blk Expand SS Flow blockage expanded - single shoot			
		if SPACING PACKAGES is 12 inch spacing and WORKING WIDTH is 60 ft.			\$10,885.00
		if SPACING PACKAGES is 12 inch spacing and WORKING WIDTH is 70 ft.			\$12,805.00
	451044	Flw Blk Basic DS Flow blockage basic - double shoot			\$3,478.00
	451046	Flw Blk Expand DS Flow blockage expanded - double shoot			
		if SPACING PACKAGES is 12 inch spacing and WORKING WIDTH is 60 ft.			\$20,766.00
		if SPACING PACKAGES is 12 inch spacing and WORKING WIDTH is 70 ft.			\$22,936.00
	451045	Flw Blk Basic Expand DS Flow blockage basic expanded - double shoot			
		if SPACING PACKAGES is 12 inch spacing and WORKING WIDTH is 60 ft.			\$11,892.00
		if SPACING PACKAGES is 12 inch spacing and WORKING WIDTH is 70 ft.			\$13,870.00

SCRAPERS

SD_50065 MUD SCRAPERS

	X50065X	No mud scrapers			No Charge
	451057	Press wheel mud scrapers			
		if SPACING PACKAGES is 12 inch spacing and WORKING WIDTH is 60 ft.			\$949.00
		if SPACING PACKAGES is 12 inch spacing and WORKING WIDTH is 70 ft.			\$1,107.00



**FLEX HOE 700 AIR DRILL - 12 IN. SPACING
US PRICE LIST**

(Ex Works - See Standard Equipment)

WORK SWITCH

SD_50127 WORK SWITCH

	X50127X	No work switch			No Charge
	451010	Tillage mounted work switch			\$385.00

STEALTH BODY

SD_P8901 SEEDING TOOLS

	XP8901X	No seeding tools			No Charge
	451047	Stealth Body 50 deg. C shank			
		if SPACING PACKAGES is 12 inch spacing and WORKING WIDTH is 60 ft.			\$2,751.00
		if SPACING PACKAGES is 12 inch spacing and WORKING WIDTH is 70 ft.			\$3,209.00
	451048	Stealth Body 84 deg. E-O shank Edge-On shank			
		if SPACING PACKAGES is 12 inch spacing and WORKING WIDTH is 60 ft.			\$2,648.00
		if SPACING PACKAGES is 12 inch spacing and WORKING WIDTH is 70 ft.			\$3,091.00

STEALTH PAIR ROW

SD_P8903 STEALTH SEED TOOL ATTACHMENTS

	XP8903X	No Stealth seed tool attach			No Charge
	451054	3 in. Spread DS w/Carbide paired row			
		if SPACING PACKAGES is 12 inch spacing and WORKING WIDTH is 60 ft.			\$4,162.00
		if SPACING PACKAGES is 12 inch spacing and WORKING WIDTH is 70 ft.			\$4,857.00
	451055	4 in. Spread DS w/Carbide paired row			
		if SPACING PACKAGES is 12 inch spacing and WORKING WIDTH is 60 ft.			\$4,645.00
		if SPACING PACKAGES is 12 inch spacing and WORKING WIDTH is 70 ft.			\$5,419.00
	451056	5 in. Spread DS w/Carbide paired row			
		if SPACING PACKAGES is 12 inch spacing and WORKING WIDTH is 60 ft.			\$5,014.00
		if SPACING PACKAGES is 12 inch spacing and WORKING WIDTH is 70 ft.			\$5,849.00



**FLEX HOE 700 AIR DRILL - 12 IN. SPACING
US PRICE LIST**

(Ex Works - See Standard Equipment)

STEALTH TIPS

SD_P8902 STEALTH TIPS

	XP8902X	No Stealth tips		No Charge
	451049	Stealth tip, Carbide		
		if SPACING PACKAGES is 12 inch spacing and WORKING WIDTH is 60 ft.		\$1,987.00
		if SPACING PACKAGES is 12 inch spacing and WORKING WIDTH is 70 ft.		\$2,318.00
	451050	Stealth tip, Carbide Gumbo		
		if SPACING PACKAGES is 12 inch spacing and WORKING WIDTH is 60 ft.		\$2,082.00
		if SPACING PACKAGES is 12 inch spacing and WORKING WIDTH is 70 ft.		\$2,428.00
	451051	3 in. Spread w/Carbide		
		if SPACING PACKAGES is 12 inch spacing and WORKING WIDTH is 60 ft.		\$5,866.00
		if SPACING PACKAGES is 12 inch spacing and WORKING WIDTH is 70 ft.		\$6,844.00
	451052	4 in. Spread w/Carbide		
		if SPACING PACKAGES is 12 inch spacing and WORKING WIDTH is 60 ft.		\$6,150.00
		if SPACING PACKAGES is 12 inch spacing and WORKING WIDTH is 70 ft.		\$7,176.00
	451053	5 in. Spread w/Carbide		
		if SPACING PACKAGES is 12 inch spacing and WORKING WIDTH is 60 ft.		\$6,812.00
		if SPACING PACKAGES is 12 inch spacing and WORKING WIDTH is 70 ft.		\$7,947.00

FIELD HITCH

SD_41012 FIELD HITCH

	X41012X	No field hitch		No Charge
	451094	Field hitch TBH, short A-frame Field hitch for Tow-Behind air cart - short A-frame. See Hitch Configuration Table in back of the printed price book.		\$1,215.00
	451095	Field hitch TBH, long A-frame Field hitch for Tow-Behind air cart - long A-frame. See Hitch Configuration Table in back of the printed price book.		\$1,889.00

SETUP OPTIONS

SD_50097 SETUP

	789096	No setup		No Charge
--	--------	----------	--	-----------

**FLEX HOE 700 AIR DRILL - 12 IN. SPACING
US PRICE LIST**

(Ex Works - See Standard Equipment)

Set-Up Charges Added to Invc.						
		789093	Setup at Harve, MT Depot Havre, MT - enter 112427 in the Ship To location on order. To calculate the actual Setup Charges that will appear on your invoice refer to the "Dealer Setup Charges" chart.			No Charge
		789095	Setup at Minot, ND Depot Minot, ND - enter 112425 in the Ship To location on order. To calculate the actual Setup Charges that will appear on your invoice refer to the "Dealer Setup Charges" chart.			No Charge
		789098	Setup Saskatoon SK To calculate the actual Setup Charges that will appear on your invoice refer to the "Dealer Setup Charges" chart.			No Charge
		451093	Setup Coaldale AB Coaldale, AB - enter 125403 in the Ship To location on order. To calculate the actual Setup Charges that will appear on your invoice refer to the "Dealer Setup Charges" chart.			No Charge
		451210	Setup Sexsmith AB Sexsmith, AB - enter 132635 in the Ship To location on order. To calculate the actual Setup Charges that will appear on your invoice refer to the "Dealer Setup Charges" chart.			No Charge
		789092	Setup Linden AB Linden, AB - enter 112445 in the Ship To location on order. To calculate the actual Setup Charges that will appear on your invoice refer to the "Dealer Setup Charges" chart.			No Charge
		789094	Setup Mundare AB Mundare, AB - enter 112447 in the Ship To location on order. To calculate the actual Setup Charges that will appear on your invoice refer to the "Dealer Setup Charges" chart.			No Charge
		424371	Setup at Winkler, MB Depot Winkler, MB - enter 116470 in the Ship To location on order. To calculate the actual Setup Charges that will appear on your invoice refer to the "Dealer Setup Charges" chart.			No Charge

OPERATOR'S MANUAL

SD_47092 OPERATOR'S MANUALS

		424334	North American English			No Charge
		424336	North American French			No Charge

**FLEX HOE 700 AIR DRILL ATTACHMENTS
US PRICE LIST**

**(Ex Works - See Standard Equipment)
Factory Supplied Attachments**

Order Code	Description	Weight	List Price
------------	-------------	--------	------------

Field Hitches

84316459	Field hitch for TBH - short A-frame Field hitch for Tow-Behind air cart - short A-frame. See Hitch Configuration Table in back of the printed price book.	250 LB	\$1,215.00
84316457	Field hitch for TBH - long A-frame Field hitch for Tow-Behind air cart - long A-frame. See Hitch Configuration Table in back of the printed price book.	425 LB	\$1,889.00

Tools Manual

323135	Ground engaging tools Op./Installation Operator/Installation Instructions. REQUIRED when ordering ground engaging tools.	1 LB	\$15.00
--------	--	------	---------

Tools for 50° "C" Shanks

323274	Formed boot - single boot 2 in. to 5-1/2 in. adjustable spread. Boots and Ground Engaging Tools for 50° "C" Shanks	4 LB	\$39.00
323101	Bolt package 1/2 in. x 2 in. For sweep only. Boots and Ground Engaging Tools for 50° "C" Shanks	1 LB	\$3.00
323102	Bolt package, 1/2 in. x 2-1/4 in. for spike or sweep with banding boot. Boots and Ground Engaging Tools for 50° "C" Shanks	1 LB	\$3.00
323122	12 in. x 1/4 in. 50° McKay Low Crown Sweep. Boots and Ground Engaging Tools for 50° "C" Shanks	5 LB	\$21.00
323115	2 in. x 16 in. x 5/8 in. McKay Reversible spike Low Crown Sweep. Boots and Ground Engaging Tools for 50° "C" Shanks	5 LB	\$19.00
87399167	50° SlimWedge™ McKay Nok-On™ Includes mounting bolts. Boots and Ground Engaging Tools for 50° "C" Shanks	2 LB	\$13.00
323119	2 in. sweep for use with Nok-On™ Wedge Boots and Ground Engaging Tools for 50° "C" Shanks	2 LB	\$11.00
323108	3 in. sweep for use with Nok-On™ Wedge Boots and Ground Engaging Tools for 50° "C" Shanks	2 LB	\$11.00
323129	4 in. sweep for use with Nok-On™ Wedge Boots and Ground Engaging Tools for 50° "C" Shanks	3 LB	\$11.00
323130	5-1/2 in. sweep for use w/ Nok-On™ Wedge Boots and Ground Engaging Tools for 50° "C" Shanks	3 LB	\$14.00
323120	9 in. sweep for use with Nok-On™ Wedge Boots and Ground Engaging Tools for 50° "C" Shanks	4 LB	\$14.00
87399169	11 in. sweep for use with Nok-On™ Wedge Boots and Ground Engaging Tools for 50° "C" Shanks	5 LB	\$16.00
323131	12 in. sweep for use with Nok-On™ Wedge Boots and Ground Engaging Tools for 50° "C" Shanks	6 LB	\$21.00

**FLEX HOE 700 AIR DRILL ATTACHMENTS
US PRICE LIST**

(Ex Works - See Standard Equipment)

Tools for 84° Edge-on Shanks

	241475A	LD seed boot only hardware not included Boots and Ground Engaging Tools for 84° Edge-on Shanks	2 LB		\$41.00
	241474A	LD shank transition only Hardware not included. Boots and Ground Engaging Tools for 84° Edge-on Shanks	8 LB		\$47.00
	312088A	LD seed boot and shank transition Includes hardware. Boots and Ground Engaging Tools for 84° Edge-on Shanks	9 LB		\$74.00
	252152A	6 in. LD sweep includes hardware Boots and Ground Engaging Tools for 84° Edge-on Shanks	3 LB		\$24.00
	350232A	6 in. LD sweep with welded chrome edge For extended wear life - includes hardware. Boots and Ground Engaging Tools for 84° Edge-on Shanks	2 LB		\$56.00
	241473A	11 in. LD sweep includes hardware Boots and Ground Engaging Tools for 84° Edge-on Shanks	4 LB		\$24.00
	350233A	11 in. LD sweep with welded chrome edge For extended wear life - includes hardware. Boots and Ground Engaging Tools for 84° Edge-on Shanks	2 LB		\$80.00
	283740A	13 in. LD sweep low disturbance includes hardware. Boots and Ground Engaging Tools for 84° Edge-on Shanks	4 LB		\$28.00
	350234A	13 in. LD sweep with welded chrome edge For extended wear life - includes hardware. Boots and Ground Engaging Tools for 84° Edge-on Shanks	2 LB		\$76.00

Stealth™ Opener

	323064	Stealth Body - 50° C Shank	9 LB		\$41.00
	87418699	Stealth Body - 84° Edge-on Shank	12 LB		\$42.00
	323093	Bolt package 1/2 in. x 2 3/4 in. For Stealth™ with "C" Shank	1 LB		\$4.00
	87418695	Bolt package 1/2 in. x 2 in. For Stealth™ with Edge-on shank	1 LB		\$1.00
	323034	3/8 in. Fertilizer tube kit Single Shoot Stealth™	1 LB		\$9.00
	323039	1/2 in. Fertilizer tube kit Single Shoot Stealth™	1 LB		\$11.00
	323065	Heavy-duty tip - Stealth™	2 LB		\$13.00
	323128	Tip - Carbide Enhanced - Stealth	2 LB		\$34.00
	323066	Gumbo tip - Stealth™	2 LB		\$16.00
	323275	Gumbo tip Carbide Enhanced - Stealth™	2 LB		\$35.00
	323067	3 in. Spread tip - Stealth™	3 LB		\$22.00
	323057	4 in. Spread tip - Stealth™	3 LB		\$24.00
	87505644	5 in. Spread tip - Stealth™	4 LB		\$30.00
	87576684	3 in. Spread Tip Carbide Enhanced - Stealth™	2 LB		\$98.00
	87576685	4 in. Spread Tip Carbide Enhanced - Stealth™	2 LB		\$103.00
	87576686	5 in. Spread Tip Carbide Enhanced - Stealth™	2 LB		\$113.00

**FLEX HOE 700 AIR DRILL ATTACHMENTS
US PRICE LIST**

(Ex Works - See Standard Equipment)

	323091	3 in. Paired row attachment Heavy soils - Stealth™	4 LB		\$27.00
	323175	3 in. Paired row attachment-Heavy soils Carbide enhanced.	5 LB		\$69.00
	323271	4 in. Paired row attachment - Stealth	5 LB		\$35.00
	323177	4 in. Paired row attachment Carbide enhanced -Stealth™.	6 LB		\$78.00
	323176	5 in. Paired row attachment - Stealth™	6 LB		\$39.00
	323178	5 in. Paired row attachment Carbide Enhanced - Stealth™.	7 LB		\$83.00
	323068	1 LH Sideband attachment - Stealth™ Order 1/2 total required as Left Hand and 1/2 as Right Hand.	4 LB		\$25.00
	323069	1 RH Sideband attachment - Stealth™ Order 1/2 total required as Left Hand and 1/2 as Right Hand.	4 LB		\$25.00
	323179	1 RH Sideband Attachment Carbide Enhanced - Stealth™ Order 1/2 total required as Left Hand and 1/2 as Right Hand.	4 LB		\$62.00
	323180	1 LH Sideband attachment Carbide Enhanced - Stealth™ Order 1/2 total required as Left Hand and 1/2 as Right Hand.	4 LB		\$62.00

Other Attachments

	87505646	Trip shim kit - 350 lb. and 550 lb. Trip assembly	6 LB		\$28.00
	129170	Tillage mounted work switch	19 LB		\$394.00
	87504128	Rear hitch for towing auxiliary tank With 50 or 60 ft. drill.	492 LB		\$2,028.00
	87420586	Rear hitch for towing auxiliary tank With 70 ft. drill.	621 LB		\$2,553.00

Press Wheel Mud Scrapers

	87504355	60 ft. drill - 7.5 in. spacing Press Wheel Mud Scrapers for use with In-line Packer Gangs ONLY.	155 LB		\$1,227.00
	87504395	60 ft. drill - 10 in. spacing Press Wheel Mud Scrapers for use with In-line Packer Gangs ONLY.	124 LB		\$979.00
	87504396	60 ft. drill - 12 in. spacing Press Wheel Mud Scrapers for use with In-line Packer Gangs ONLY.	120 LB		\$950.00
	87504397	70 ft. drill - 10 in. spacing Press Wheel Mud Scrapers for use with In-line Packer Gangs ONLY.	145 LB		\$1,143.00
	87504398	70 ft. drill - 12 in. spacing Press Wheel Mud Scrapers for use with In-line Packer Gangs ONLY.	140 LB		\$1,107.00

**FLEX HOE 700 AIR DRILL ATTACHMENTS
US PRICE LIST**

(Ex Works - See Standard Equipment)

Tow-Behind/Single Shoot

87504705	For 60 ft. drill - 7.5 in. spacing 7 run manifold Air package for Tow-Behind Air Systems - Single Shoot	636 LB	\$5,074.00
87504706	For 60 ft. drill - 10 in. spacing 7 run manifold Air package for Tow-Behind Air Systems - Single Shoot	648 LB	\$5,011.00
87504707	For 60 ft. drill - 12 in. spacing 7 run manifold Air package for Tow-Behind Air Systems - Single Shoot	636 LB	\$5,008.00
87504708	For 70 ft. drill - 10 in. spacing 7 run manifold Air package for Tow-Behind Air Systems - Single Shoot	640 LB	\$5,069.00
87504709	For 70 ft. drill - 12 in. spacing 7 run manifold Air package for Tow-Behind Air Systems - Single Shoot	638 LB	\$5,017.00

Tow-Behind/Double Shoot

87504715	For 60 ft. drill - 7.5 in. spacing 7 run manifold Air package for Tow-Behind Air Systems - Double Shoot	1,186 LB	\$8,441.00
87504716	For 60 ft. drill - 10 in. spacing 7 run manifold Air package for Tow-Behind Air Systems - Double Shoot	1,190 LB	\$8,327.00
87504717	For 60 ft. drill - 12 in. spacing 7 run manifold Air package for Tow-Behind Air Systems - Double Shoot	1,186 LB	\$8,311.00
87504718	For 70 ft. drill - 10 in. spacing 7 run manifold Air package for Tow-Behind Air Systems - Double Shoot	1,193 LB	\$8,422.00
87504719	For 70 ft. drill - 12 in. spacing 7 run manifold Air package for Tow-Behind Air Systems - Double Shoot	1,189 LB	\$8,292.00

Tow-Between/Single Shoot

87504700	For 60 ft. drill - 7.5 in. spacing 7 run manifold Air package for Tow-Between Air Systems - Single Shoot	512 LB	\$4,782.00
87504701	For 60 ft. drill - 10 in. spacing 7 run manifold Air package for Tow-Between Air Systems - Single Shoot	514 LB	\$4,723.00
87504702	For 60 ft. drill - 12 in. spacing 7 run manifold Air package for Tow-Between Air Systems - Single Shoot	511 LB	\$4,701.00
87504703	For 70 ft. drill - 10 in. spacing 7 run manifold Air package for Tow-Between Air Systems - Single Shoot	515 LB	\$4,743.00
87504704	For 70 ft. drill - 12 in. spacing 7 run manifold Air package for Tow-Between Air Systems - Single Shoot	514 LB	\$4,719.00

**FLEX HOE 700 AIR DRILL ATTACHMENTS
US PRICE LIST**

(Ex Works - See Standard Equipment)

Tow-Between/Double Shoot

	87504710	For 60 ft. drill - 7.5 in. spacing 7 run manifold Air package for Tow-Between Air Systems - Double Shoot	978 LB		\$8,867.00
	87504711	For 60 ft. drill - 10 in. spacing 7 run manifold Air package for Tow-Between Air Systems - Double Shoot	981 LB		\$8,820.00
	87504712	For 60 ft. drill - 12 in. spacing 7 run manifold Air package for Tow-Between Air Systems - Double Shoot	976 LB		\$8,767.00
	87504713	For 70 ft. drill - 10 in. spacing 7 run manifold Air package for Tow-Between Air Systems - Double Shoot	984 LB		\$8,850.00
	87504714	For 70 ft. drill - 12. in. spacing 7 run manifold Air package for Tow-Between Air Systems - Double Shoot	980 LB		\$8,805.00

1 Bar Heavy Harrow Closer Pkg

	87504440	60 ft. drill - 7.5 in. spacing Single bar heavy harrow closer package	986 LB		\$7,440.00
	87504441	60 ft. drill - 10 in. spacing Single bar heavy harrow closer package	981 LB		\$5,678.00
	87504443	60 ft. drill - 12 in. spacing Single bar heavy harrow closer package	971 LB		\$6,292.00
	87504442	70 ft. drill - 10 in. spacing Single bar heavy harrow closer package	1,018 LB		\$5,994.00
	87504444	70 ft. drill - 12 in. spacing Single bar heavy harrow closer package	1,014 LB		\$6,774.00

Disk Leveler Pkgs

	84175501	60 ft. drill - 10 in. spacing Disk Levelers are not recommended for use with Ground Engaging Tools wider than 6 inches.	1,242 LB		\$15,215.00
	84175502	70 ft. drill - 10 in. spacing Disk Levelers are not recommended for use with Ground Engaging Tools wider than 6 inches.	1,452 LB		\$17,819.00
	84175503	60 ft. drill - 12 in. spacing Disk Levelers are not recommended for use with Ground Engaging Tools wider than 6 inches.	1,097 LB		\$12,816.00
	84175504	70 ft. drill - 12 in. spacing Disk Levelers are not recommended for use with Ground Engaging Tools wider than 6 inches.	1,168 LB		\$15,144.00

Disk Levelers - 1 each

	84175505	Left hand assembly Disk Levelers are not recommended for use with Ground Engaging Tools wider than 6 inches.	24 LB		\$244.00
	84175506	Right hand assembly Disk Levelers are not recommended for use with Ground Engaging Tools wider than 6 inches.	24 LB		\$244.00
	84175507	Dual assembly Disk Levelers are not recommended for use with Ground Engaging Tools wider than 6 inches.	37 LB		\$445.00

**FLEX HOE 700 AIR DRILL ATTACHMENTS
US PRICE LIST**

(Ex Works - See Standard Equipment)

Flow Blockage Monitors

	87505158	Operator's Manual Operator's Manual #87505158 REQUIRED when ordering Optical Sensor Flow Monitors for Flex Hoe 700/ Precision Hoe 800	1 LB		\$38.00
	128230	Harness - Flow Blockage Controller Required with Tow-Between air system.	2 LB		\$662.00

Basic Single Shoot System

	87505056	60 ft. drill - 7.5 in. spacing Optical sensor flow blockage monitors. Basic Single Shoot System monitors primary runs.	7 LB		\$2,172.00
	87505057	60 ft. drill - 10 in. spacing Optical sensor flow blockage monitors. Basic Single Shoot System monitors primary runs.	7 LB		\$2,172.00
	87505058	70 ft. drill - 10 in. spacing Optical sensor flow blockage monitors. Basic Single Shoot System monitors primary runs.	7 LB		\$2,172.00
	87505059	60 ft. drill - 12 in. spacing Optical sensor flow blockage monitors. Basic Single Shoot System monitors primary runs.	7 LB		\$2,172.00
	87505070	70 ft. drill - 12 in. spacing Optical sensor flow blockage monitors. Basic Single Shoot System monitors primary runs.	7 LB		\$2,172.00

Expanded Single Shoot System

	87505071	60 ft. drill - 7.5 in. spacing Optical sensor flow blockage monitors. Expanded Single Shoot System monitors all runs.	39 LB		\$16,744.00
	87505072	60 ft. drill - 10 in. spacing Optical sensor flow blockage monitors. Expanded Single Shoot System monitors all runs.	31 LB		\$13,207.00
	87505073	70 ft. drill - 10 in. spacing Optical sensor flow blockage monitors. Expanded Single Shoot System monitors all runs.	24 LB		\$14,493.00
	87505074	60 ft. drill - 12 in. spacing Optical sensor flow blockage monitors. Expanded Single Shoot System monitors all runs.	32 LB		\$10,848.00
	87505075	70 ft. drill - 12 in. spacing Optical sensor flow blockage monitors. Expanded Single Shoot System monitors all runs.	31 LB		\$12,766.00

Basic Double Shoot System

	87505076	60 ft. drill - 7.5 in. spacing Optical sensor flow blockage monitors. Basic Double Shoot System monitors primary runs on both air packages.	8 LB		\$3,439.00
	87505077	60 ft. drill - 10 in. spacing Optical sensor flow blockage monitors. Basic Double Shoot System monitors primary runs on both air packages.	8 LB		\$3,439.00

**FLEX HOE 700 AIR DRILL ATTACHMENTS
US PRICE LIST**

(Ex Works - See Standard Equipment)

	87505078	70 ft. drill - 10 in. spacing Optical sensor flow blockage monitors. Basic Double Shoot System monitors primary runs on both air packages.	8 LB		\$3,439.00
	87505079	60 ft. drill - 12 in. spacing Optical sensor flow blockage monitors. Basic Double Shoot System monitors primary runs on both air packages.	8 LB		\$3,439.00
	87505080	70 ft. drill - 12 in. spacing Optical sensor flow blockage monitors. Basic Double Shoot System monitors primary runs on both air packages.	8 LB		\$3,439.00

Basic/Expanded Dbl Shoot Systm

	87505081	60 ft. drill - 7.5 in. spacing Optical sensor flow blockage monitors. Basic Expanded Double Shoot System monitors primary runs on one air pac and all runs on second air pac.	40 LB		\$17,751.00
	87505082	60 ft. drill - 10 in. spacing Optical sensor flow blockage monitors. Basic Expanded Double Shoot System monitors primary runs on one air pac and all runs on second air pac.	32 LB		\$14,151.00
	87505083	70 ft. drill - 10 in. spacing Optical sensor flow blockage monitors. Basic Expanded Double Shoot System monitors primary runs on one air pac and all runs on second air pac.	25 LB		\$15,592.00
	87505084	60 ft. drill - 12 in. spacing Optical sensor flow blockage monitors. Basic Expanded Double Shoot System monitors primary runs on one air pac and all runs on second air pac.	33 LB		\$11,853.00
	87505085	70 ft. drill - 12 in. spacing Optical sensor flow blockage monitors. Basic Expanded Double Shoot System monitors primary runs on one air pac and all runs on second air pac.	31 LB		\$13,833.00

Expanded Double Shoot System

	87505086	60 ft. drill - 7.5 in. spacing Optical sensor flow blockage monitors. Expanded Double Shoot System monitors all runs on both air packages.	86 LB		\$33,244.00
	87505087	60 ft. drill - 10 in. spacing Optical sensor flow blockage monitors. Expanded Double Shoot System monitors all runs on both air packages.	54 LB		\$23,302.00
	87505088	70 ft. drill - 10 in. spacing Optical sensor flow blockage monitors. Expanded Double Shoot System monitors all runs on both air packages.	53 LB		\$25,900.00
	87505089	60 ft. drill - 12 in. spacing Optical sensor flow blockage monitors. Expanded Double Shoot System monitors all runs on both air packages.	56 LB		\$20,728.00

**FLEX HOE 700 AIR DRILL ATTACHMENTS
US PRICE LIST**

(Ex Works - See Standard Equipment)

	87505090	70 ft. drill - 12 in. spacing Optical sensor flow blockage monitors. Expanded Double Shoot System monitors all runs on both air packages.	54 LB		\$22,898.00
--	----------	--	-------	--	-------------

Cross Tillage Ext - TBH

	87534727	Cross Tillage Cable Monitor Extension For LHD or PHD with Tow-Behind Air Systems, if not ordered with the drill.	2 LB		\$651.00
	87534718	Fan / Auger Hyd Hose Extension For LHD or PHD with Tow-Behind Air Systems, if not ordered with the drill.	91 LB		\$2,478.00

SUGGESTED DEALER SETUP CHARGES
For Flex Hoe 700 Air Drill

	<u>U.S. \$</u>
Handling Fee	\$135.00
Saskatoon Setup Services Admin Fee	\$232.00
Hyd Oil	\$210.00
LHD 60	\$5,504.00
LHD 70	\$5,875.00
Walk Beams - 60' (ie. 5.9 RUB or 6.5 RUB)	\$364.00
Walk Beams - 70' (ie. 5.9 RUB or 6.5 RUB)	\$425.00
Trip 60' x 7½" - 96 Shanks (qty 96)	\$12.60
Trip 60' x 10" - 72 Shanks (qty 72)	\$12.60
Trip 60' x 12" - 60 Shanks (qty 60)	\$12.60
Trip 70' x 10" - 84 Shanks (qty 84)	\$12.60
Trip 70' x 12" - 70 Shanks (qty 70)	\$12.60
Sweep (each)	\$4.20
Cast Seed Boot (each)	\$4.20
Adjustable Spread Seed Boot (each)	\$4.30
Single Shoot Stealth™ Body w/Tip (each)	\$4.30
Double Shoot Stealth™ Body w/Tip (each)	\$5.70
NH³ Delivery Tube Kit (each)	\$4.20
Disc Levelers - 60' x 10" (36 Dual, 1 Left) (qty 37)	\$10.30
Disc Levelers - 60' x 12" (30 Dual, 1 Left) (qty 31)	\$10.30
Disc Levelers - 70' x 10" (42 Dual, 1 Left) (qty 43)	\$10.30
Disc Levelers - 70' x 12" (34 Dual, 2 LH, 1 RH) (qty 37)	\$10.30
Press Wheel Mud Scraper - 60' x 7½" (qty 48)	\$2.80
Press Wheel Mud Scraper - 60' x 10" (qty 36)	\$2.80
Press Wheel Mud Scraper - 60' x 12" (qty 36)	\$2.80
Press Wheel Mud Scraper - 70' x 10" (qty 42)	\$2.80
Press Wheel Mud Scraper - 70' x 12" (qty 42)	\$2.80
Single Shoot - Air Pack 7" to 9" per foot	\$23.00
Single Shoot - Air Pack 10" to 12" per foot	\$19.80
Double Shoot - Air Pack 7" to 9" per foot	\$23.00
Double Shoot - Air Pack 10" to 12" per foot	\$19.80
S/S Primary Blockage	\$287.00
D/S Primary Blockage	\$391.00
Flexcontrol All Run	\$13.10
Electronic Test ⁽¹⁾	\$63.00
Field Hitch	\$186.00
Tillage Mounted Work Switch	\$32.00
Cross Tillage Pack	\$186.00
1 Bar Harrows per foot	\$5.40
Rear Hitch for Liquid Wagon	\$63.00

Notes: * Set-up price includes hydraulic tips and grease, but NOT final field adjustment.

⁽¹⁾ Required for either type system.

PRECISION HOE 800 AIR DRILL - 10 IN. SP
US PRICE LIST

(Ex Works Saskatoon, SK)
Standard Equipment

IMPLEMENT WIDTH AND SHANK

SPACING:

50, 60, or 70 ft. implement width,
10 inch spacing

HITCH:

Floating hitch, with pintle type,
Perfect™ hitch, CAT IV. Fits up
to a 2 inch draw pin.

HYDRAULICS AND FRAME:

Wing fold - Two (2) cylinders
sequenced to fold / unfold

Transport Raise - Four (4) cylinders
raise/lower the frames to
transport/field position.

Row unit/Opener Position - Individual
Nitro Rod hydraulic cylinder on each
to raise/lower during field operation.

Trip Force - The same individual row
unit/opener cylinders provide
adjustable trip force in a range
from 275 to 550 lbs. In-cab electronic
trip force adjustment is Standard.
Requires AFS Pro 700 or AFS Pro 600.

Frame Weight Transfer - Transport
raise cylinders provide adjustable
weight transfer on center and wing
sections. In-cab electronic frame
weight transfer adjustment is
Standard. Requires AFS Pro 700 or
AFS 600.

FOLD CONTROL:

Standard, Electronic/In-Cab fold control
System requires AFS Pro 700 or
AFS 600.

ROW UNIT/OPENER:

Patented true parallel-link row unit with
hydraulic trip force and down pressure
adjustment. Nitro rod cylinder on each
row unit. Trip force range of 275 to
550 lbs. Packing force of 135 to 215
lbs.

Patented easy set individual row
unit/opener depth control, using
adjustment bolt providing seeding
depth of 1/8 inch to 2 inches,
in 1/8 inch increments.

Four (4) inch smooth profile on-row
pneumatic press wheel.
(4.8 X 8 smooth tire)

FRAME:

Patented rearward folding for transport.

MAINFRAME

50 ft. - 3 section, 12 in. X 12 in. HSS
1 - 10 ft. center section
2 - 20 ft. wings
60 ft. - 5 section, 12 in. X 12 in. HSS
1- 10 ft. center section
2 - 15 ft. inner wings
2 - 10 ft. outer wings
70 ft. - 5 section, 12 in. X 12 in. HSS
1 - 10 ft. center section
2 - 15 ft. inner wing
2 - 15 ft. outer wings

SUB-FRAME MODULES -

4 in. X 4 in. HSS

**PRECISION HOE 800 AIR DRILL - 10 IN. SP
US PRICE LIST**

**(Ex Works Saskatoon, SK)
Standard Equipment**

TRANSPORT WIDTH:

50, 60, and 70 ft models: 18 ft. 4 in.

TRANSPORT HEIGHT:

50, 60, and 70 ft. models: 16 ft. 6 in.

TIRES:

ALL TIRES LISTED BELOW
ARE STUBBLE RATED

50 ft. Model
Standard

Four (4) sets of Dual 11L - 15 FI
carrying front tool bars with
five (5) 11L - 15 FI rear
frame carrier wheels.

High Flotation option

Four (4) sets of Dual 12.5L - 15 FI
carrying front tool bar with
five (5) 12.5 L - 15 FI rear
frame carrier wheels.

60 and 70 ft. Models
Standard

Dual 11L - 15 FI tires on center
section and inner wing sections,
with single 11L - 15 FI tire
on outer wing.

Five (5) 11L - 15 FI rear frame
carrier wheels.

Dual Tire Option

Six (6) sets of Dual 11L - 15 FI
carrying front tool bar.

Five (5) 11L - 15 FI rear frame
carrier wheels.

High Flootation option

Six (6) sets of Dual 12.5L - 15 FI
carrying front tool bar.

Five (5) 12.5L - 15 FI rear
frame carrier wheels.

MISCELLANEOUS:

Storage hitch jack, rated at 3000 lbs.
Highway transport safety chain and
attaching hardware, 60,600 lbs.
capacity

SMV (slow moving vehicle) sign and
attaching hardware

Transport lighting package including:
Front - two (2) amber dual-lens
markers

Rear - two (2) red, single tail light
assemblies

Requirements for Operation:

- * Knife Openers
Case IH offers Patented Ultra-Low
disturbance, double shoot, sideband
knife opener with carbide tip and hard
surfacing for placement of two (2)
products.
Provides two (2) inch lateral
separation and one (1) inch vertical
separation.
- * AFS Pro 700 or AFS 600
Monitor/Control system to operate
the STANDARD electro-hydraulic
fold/unfold, row unit trip force, and
weight transfer system.
- * Electrical, hydraulic, and lighting
harness for air cart - Select in Factory
Supplied Accessories.
- * Air Packages, single or double shoot
for Tow-Between or Tow-Behind
air cart - Select in Factory Supplied
Accessories.

PRECISION HOE 800 AIR DRILL - 10 IN. SP
US PRICE LIST

(Ex Works Saskatoon, SK)
Standard Equipment

Requirements for Operation:
(continued)

- * Tractor power
Opener, ground speed, seeding depth, soil texture, soil moisture, field topography and hitched configurations are all factors affecting required horsepower.

- * Tractor power
The recommendations below are strictly guidelines.

Drawbar HP: - 6.0 to 7.5 HP per foot

Hydraulic System - Closed Center
Load Sensing (CCLS) with
35 U.S. gpm minimum flow of
2600 p.s.i. at the tractor SCV
couplers

Do not tow a loaded air system while transporting implement between fields.

Do not tow the implement at speeds over 20 mph.

Do not tow more than two implements behind the tractor while transporting between fields.

The total towed weight should be less than 1.5 times the maximum operating weight provided by the tractor manufacturer.

Requirements for Operation:
(continued)

The total towed weight should be reduced based on tractor condition and road conditions.

Tractor drawbar that can be locked in a stationary position with an intermediate draw bar chain support.

Tractor equipped with 12-volt electrical system with a 7 pin auxiliary electric outlet for warning lights.

**Minimum requirements are a starting point only and should be increased based on operating conditions in the field, road transport conditions and other implements that are used with the drill.

**PRECISION HOE 800 AIR DRILL - 10 IN. SP
US PRICE LIST**

(Ex Works Saskatoon, SK)

Models

COMMERCIAL MODEL	WORKING WIDTH	SPACING	Weight		List Price
PH 800 AIR DRILL	50 ft.	10 in.	28,637 LB		\$148,446.00
PH 800 AIR DRILL	60 ft.	10 in.	38,000 LB		\$179,901.00
PH 800 AIR DRILL	70 ft.	10 in.	42,000 LB		\$214,564.00

Factory Supplied Options

Order Code	Description	Weight		List Price
------------	-------------	--------	--	------------

HYDRAULICS AND TOOLBAR FOLD CONTROL

SD_20112 HYDRAULIC SYSTEM

	451099	Electronic control Full in-cab fold control, weight transfer and shank trip pressure control			No Charge
--	--------	--	--	--	-----------

TRANSPORT WHEELS

SD_16066 WHEELS AND TIRES

For 50 ft., 60 ft. and 70 ft.					
	789084	Base tires For 50 ft. Four sets of dual 11L - 15 FI carrying front tool bar with five 11L - 15 FI rear frame carrier wheels. For 60 ft. and 70 ft. Dual 11L - 15 FI tires under center section and inner wing booms with single 11L - 15 FI tire under outer wing boom. Five 11L - 15 FI rear frame carrier wheels.	1,205 LB		No Charge
	424412	High flotation For 50 ft. Four sets of Dual 12.5L - 15 FI carrying front tool bar with five 12.5L - 15 FI rear frame carrier wheels For 60 ft. and 70 ft. Six sets of Dual 12.5L - 15 FI carrying front tool bar with five 12.5L - 15 FI rear frame carrier wheels			
		if WORKING WIDTH is 50 ft.			\$1,259.00

**PRECISION HOE 800 AIR DRILL - 10 IN. SP
US PRICE LIST**

(Ex Works Saskatoon, SK)

		if WORKING WIDTH is 60 ft. or WORKING WIDTH is 70 ft.			\$3,320.00
	424413	Duals for 60 and 70 ft. Six sets of dual 11L - 15 FI carrying front tool bar with five 11L - 15 FI rear frame carrier wheels.			\$1,561.00

ROW UNIT PACKAGE

SD_P5311 PACKERS

	451162	TRU Link Packers Standard Pneumatic tires (4.8 x 8 smooth tire)			No Charge
	451163	TRU Link Packers Optional Semi-pneumatic tires (4.8 x 8 smooth tire)			
		if SPACING is 10 in. and WORKING WIDTH is 50 ft.			\$2,809.00
		if SPACING is 10 in. and WORKING WIDTH is 60 ft.			\$3,367.00
		if SPACING is 10 in. and WORKING WIDTH is 70 ft.			\$3,930.00

KNIFE OPENER PACKAGE

SD_C5317 KNIFE

	XC5317X	No knife opener package			No Charge
	424770	Knife opener package double shoot			
		if SPACING is 10 in. and WORKING WIDTH is 50 ft.			\$10,059.00
		if SPACING is 10 in. and WORKING WIDTH is 60 ft.			\$12,071.00
		if SPACING is 10 in. and WORKING WIDTH is 70 ft.			\$14,085.00

CROSS TILLAGE LIGHTING

SD_06066 LIGHTING

ADX and Prec. Air TBT Air Sys					
	451100	Lighting TBT electric Lighting and electrical harness package for electronically controlled drill fold. ADX and Precision Air Tow-Between Air System.			No Charge

**PRECISION HOE 800 AIR DRILL - 10 IN. SP
US PRICE LIST**

(Ex Works Saskatoon, SK)

TBH Air Sys built aft 06/2006					
	424416	Lighting TBH electric Lighting and electrical harness, and hyd. lines extension package for electronically controlled drill fold. ADX and Precision Air Tow-Behind Air Systems - for air carts built after June 2006.			\$2,172.00
TBH Air Sys built bef 06/2006					
	424417	Lighting TBH X-till Lighting and electrical harness, and hyd. lines extension package for electronically controlled drill fold. ADX and Precision Air Tow-Behind Air Systems - for air carts built before June 2006.			\$2,947.00

AIR PACKAGES

SD P8001 AIR PACKAGE

	XP8001X	No air system package			No Charge
TBT Air Systems - Single Shoot					
	789130	Air package TBT SS - 10 in. Air package for Tow-Between Air Systems - single shoot 10 in. spacing			
		if WORKING WIDTH is 50 ft.			\$4,136.00
		if WORKING WIDTH is 60 ft.			\$4,743.00
		if WORKING WIDTH is 70 ft.			\$4,767.00
TBT Air Systems - Double Shoot					
	789136	Air package TBT DS - 10 in. Air package for Tow-Between Air Systems - double shoot 10 in. spacing			
		if WORKING WIDTH is 50 ft.			\$7,595.00
		if WORKING WIDTH is 60 ft.			\$8,863.00
		if WORKING WIDTH is 70 ft.			\$8,894.00
TBH Air Systems - Single Shoot					
	789133	Air package TBH SS - 10 in Air package for Tow-Behind Air Systems - single shoot 10 in. spacing			
		if WORKING WIDTH is 50 ft.			\$4,480.00
		if WORKING WIDTH is 60 ft.			\$5,035.00
		if WORKING WIDTH is 70 ft.			\$5,093.00
TBH Air Systems - Double Shoot					
	789139	Air package TBH DS 10 in. Air package for Tow-Behind Air Systems - double shoot 10 in. spacing			
		if WORKING WIDTH is 50 ft.			\$7,313.00
		if WORKING WIDTH is 60 ft.			\$8,369.00
		if WORKING WIDTH is 70 ft.			\$8,464.00

**PRECISION HOE 800 AIR DRILL - 10 IN. SP
US PRICE LIST**

(Ex Works Saskatoon, SK)

FLOW BLOCKAGE

SD_P8002 FLOW BLOCKAGE

	XP8002X	No flow blockage			No Charge
10 In. Spacing					
	424848	Flw Blk Basic SS 10 in. Flow blockage basic - single shoot 10 in. spacing			\$2,254.00
	424850	Flw Blk Expand SS 10 in. Flow blockage expanded - single shoot 10 in. spacing			
		if WORKING WIDTH is 50 ft.			\$12,367.00
		if WORKING WIDTH is 60 ft.			\$13,501.00
		if WORKING WIDTH is 70 ft.			\$14,813.00
	424852	Flw Blk Basic DS 10 in. Flow blockage basic - double shoot 10 in. spacing			\$3,546.00
	424854	Flw Blk Expand DS 10 in. Flow blockage expanded - double shoot 10 in. spacing			
		if WORKING WIDTH is 50 ft.			\$21,449.00
		if WORKING WIDTH is 60 ft.			\$23,793.00
		if WORKING WIDTH is 70 ft.			\$26,442.00
	451007	Flw Blk Basic Expand DS 10 in. Flow blockage basic/expanded - double shoot 10 in. spacing			
		if WORKING WIDTH is 50 ft.			\$13,184.00
		if WORKING WIDTH is 60 ft.			\$14,465.00
		if WORKING WIDTH is 70 ft.			\$15,934.00

SD_P8003 FLOW BLOCKAGE HARNESS

	XP8003X	No flow blockage harness			No Charge
--	---------	--------------------------	--	--	-----------

SCRAPERS

SD_50065 MUD SCRAPERS

	X50065X	No mud scrapers			No Charge
	424984	Precision opener mud scrapers			
		if SPACING is 10 in. and WORKING WIDTH is 50 ft.			\$3,533.00
		if SPACING is 10 in. and WORKING WIDTH is 60 ft.			\$4,240.00
		if SPACING is 10 in. and WORKING WIDTH is 70 ft.			\$4,946.00

**PRECISION HOE 800 AIR DRILL - 10 IN. SP
US PRICE LIST**

(Ex Works Saskatoon, SK)

WEIGHT KIT

SD_40013 WEIGHT BRACKET OR FRAME

	X40013X	No weight bracket or frame			No Charge
	451059	High draft weight kit 50 ft. (350 lbs. x 4) 60 ft. (350 lbs. x 2 and 750 lbs. x 2) 70 ft. (750 lbs. x 4)			
		if WORKING WIDTH is 50 ft.			\$3,723.00
		if WORKING WIDTH is 60 ft.			\$5,354.00
		if WORKING WIDTH is 70 ft.			\$6,619.00

FIELD HITCH

SD_41012 FIELD HITCH

	X41012X	No field hitch			No Charge
	451094	Field hitch TBH, short A-frame Field hitch for Tow-Behind air cart - short A-frame. See Hitch Configuration Table in back of the printed price book.			\$1,239.00
	451095	Field hitch TBH, long A-frame Field hitch for Tow-Behind air cart - long A-frame. See Hitch Configuration Table in back of the printed price book.			\$1,926.00
	451058	Rear hitch for auxiliary tank			
		if WORKING WIDTH is 50 ft.			\$2,067.00
		if WORKING WIDTH is 60 ft.			\$2,067.00
		if WORKING WIDTH is 70 ft.			\$2,603.00

SETUP OPTIONS

SD_50097 SETUP

	789096	No setup			No Charge
Set-Up Charges Added to Invc.					
	789093	Setup at Harve, MT Depot Havre, MT - enter 112427 in the Ship To location on order. To calculate the actual Setup Charges that will appear on your invoice refer to the "Dealer Setup Charges" chart.			No Charge
	789095	Setup at Minot, ND Depot Minot, ND - enter 112425 in the Ship To location on order. To calculate the actual Setup Charges that will appear on your invoice refer to the "Dealer Setup Charges" chart.			No Charge
	789098	Setup Saskatoon SK To calculate the actual Setup Charges that will appear on your invoice refer to the "Dealer Setup Charges" chart.			No Charge

**PRECISION HOE 800 AIR DRILL - 10 IN. SP
US PRICE LIST**

(Ex Works Saskatoon, SK)

	451093	Setup Coaldale AB Coaldale, AB - enter 125403 in the Ship To location on order. To calculate the actual Setup Charges that will appear on your invoice refer to the "Dealer Setup Charges" chart.			No Charge
	451210	Setup Sexsmith AB Sexsmith, AB - enter 132635 in the Ship To location on order. To calculate the actual Setup Charges that will appear on your invoice refer to the "Dealer Setup Charges" chart.			No Charge
	789092	Setup Linden AB Linden, AB - enter 112445 in the Ship To location on order. To calculate the actual Setup Charges that will appear on your invoice refer to the "Dealer Setup Charges" chart.			No Charge
	789094	Setup Mundare AB Mundare, AB - enter 112447 in the Ship To location on order. To calculate the actual Setup Charges that will appear on your invoice refer to the "Dealer Setup Charges" chart.			No Charge
	424371	Setup at Winkler, MB Depot Winkler, MB - enter 116470 in the Ship To location on order. To calculate the actual Setup Charges that will appear on your invoice refer to the "Dealer Setup Charges" chart.			No Charge

OPERATOR'S MANUAL

SD_47083 OPERATOR'S MANUAL

	789088	North American English	2 LB		No Charge
	789089	North American French Canadian			No Charge

OTHER OPTIONS

SD_P5304 OPENERS

	451167	TRU Link-No Packer Wheels Note: parallel-link row units order knife openers in next section			No Charge
--	--------	---	--	--	-----------

**PRECISION HOE 800 AIR DRILL - 12 IN. SP
US PRICE LIST**

**(Ex Works Saskatoon, SK)
Standard Equipment**

IMPLEMENT WIDTH AND SHANK**SPACING:**

50, 60, or 70 ft. implement width,
12 inch spacing

HITCH:

Floating hitch, with pintle type,
Perfect™ hitch, CAT IV. Fits up
to a 2 inch draw pin.

HYDRAULICS AND FRAME:

Wing fold - Two (2) cylinders
sequenced to fold / unfold

Transport Raise - Four (4) cylinders
raise/lower the frames to
transport/field position.

Row unit/Opener Position - Individual
Nitro Rod hydraulic cylinder on each
to raise/lower during field operation.

Trip Force - The same individual row
unit/opener cylinders provide
adjustable trip force in a range
from 275 to 550 lbs. In-cab electronic
trip force adjustment is Standard.
Requires AFS Pro 700 or AFS Pro 600.

Frame Weight Transfer - Transport
raise cylinders provide adjustable
weight transfer on center and wing
sections. In-cab electronic frame
weight transfer adjustment is
Standard. Requires AFS Pro 700 or
AFS 600.

FOLD CONTROL:

Standard, Electronic/In-Cab fold control
System requires AFS Pro 700 or
AFS 600.

ROW UNIT/OPENER:

Patented true parallel-link row unit with
hydraulic trip force and down pressure
adjustment. Nitro rod cylinder on each
row unit. Trip force range of 275 to
550 lbs. Packing force of 135 to 215
lbs.

Patented easy set individual row
unit/opener depth control, using
adjustment bolt providing seeding
depth of 1/8 inch to 2 inches,
in 1/8 inch increments.

Four (4) inch smooth profile on-row
pneumatic press wheel.
(4.8 X 8 smooth tire)

FRAME:

Patented rearward folding for transport.

MAINFRAME

50 ft. - 3 section, 12 in. X 12 in. HSS
1 - 10 ft. center section
2 - 20 ft. wings
60 ft. - 5 section, 12 in. X 12 in. HSS
1- 10 ft. center section
2 - 15 ft. inner wings
2 - 10 ft. outer wings
70 ft. - 5 section, 12 in. X 12 in. HSS
1 - 10 ft. center section
2 - 15 ft. inner wing
2 - 15 ft. outer wings

SUB-FRAME MODULES -

4 in. X 4 in. HSS

**PRECISION HOE 800 AIR DRILL - 12 IN. SP
US PRICE LIST**

**(Ex Works Saskatoon, SK)
Standard Equipment**

TRANSPORT WIDTH:

50, 60, and 70 ft models: 18 ft. 4 in.

TRANSPORT HEIGHT:

50, 60, and 70 ft. models: 16 ft. 6 in.

TIRES:

ALL TIRES LISTED BELOW
ARE STUBBLE RATED

50 ft. Model
Standard

Four (4) sets of Dual 11L - 15 FI
carrying front tool bars with
five (5) 11L - 15 FI rear
frame carrier wheels.

High Flotation option

Four (4) sets of Dual 12.5L - 15 FI
carrying front tool bar with
five (5) 12.5 L - 15 FI rear
frame carrier wheels.

60 and 70 ft. models
Standard

Dual 11L - 15 FI tires on center
section and inner wing sections,
with single 11L - 15 FI tire
on outer wing.

Five (5) 11L - 15 FI rear frame
carrier wheels.

Dual Tire Option

Six (6) sets of Dual 11L - 15 FI
carrying front tool bar.

Five (5) 11L - 15 FI rear frame
carrier wheels.

High Floation option

Six (6) sets of Dual 12.5L - 15 FI
carrying front tool bar.

Five (5) 12.5L - 15 FI rear
frame carrier wheels.

MISCELLANEOUS:

Storage hitch jack, rated at 3000 lbs.
Highway transport safety chain and
attaching hardware, 60,600 lbs.
capacity

SMV (slow moving vehicle) sign and
attaching hardware

Transport lighting package including:
Front - two (2) amber dual-lens
markers

Rear - two (2) red, single tail light
assemblies

Requirements for Operation:

- * Knife Openers
Case IH offers Patented Ultra-Low
disturbance, double shoot, sideband
knife opener with carbide tip and hard
surfacing for placement of two (2)
products.
Provides two (2) inch lateral
separation and one (1) inch vertical
separation.
- * AFS Pro 700 or AFS 600
Monitor/Control system to operate
the STANDARD electro-hydraulic
fold/unfold, row unit trip force, and
weight transfer system.
- * Electrical, hydraulic, and lighting
harness for air cart - Select in Factory
Supplied Accessories.
- * Air Packages, single or double shoot
for Tow-Between or Tow-Behind
air cart - Select in Factory Supplied
Accessories.

PRECISION HOE 800 AIR DRILL - 12 IN. SP
US PRICE LIST

(Ex Works Saskatoon, SK)
Standard Equipment

Requirements for Operation:
(continued)

- * Tractor power
Opener, ground speed, seeding depth, soil texture, soil moisture, field topography and hitched configurations are all factors affecting required horsepower.

- * Tractor power
The recommendations below are strictly guidelines.

Drawbar HP: - 6.0 to 7.5 HP per foot

Hydraulic System - Closed Center
Load Sensing (CCLS) with
35 U.S. gpm minimum flow of
2600 p.s.i. at the tractor SCV
couplers

Do not tow a loaded air system while transporting implement between fields.

Do not tow the implement at speeds over 20 mph.

Do not tow more than two implements behind the tractor while transporting between fields.

The total towed weight should be less than 1.5 times the maximum operating weight provided by the tractor manufacturer.

Requirements for Operation:
(continued)

The total towed weight should be reduced based on tractor condition and road conditions.

Tractor drawbar that can be locked in a stationary position with an intermediate draw bar chain support.

Tractor equipped with 12-volt electrical system with a 7 pin auxiliary electric outlet for warning lights.

**Minimum requirements are a starting point only and should be increased based on operating conditions in the field, road transport conditions and other implements that are used with the drill.



**PRECISION HOE 800 AIR DRILL - 12 IN. SP
US PRICE LIST**

(Ex Works Saskatoon, SK)

Models

COMMERCIAL MODEL	WORKING WIDTH	SPACING	Weight	List Price
PH 800 AIR DRILL	50 ft.	12 in.	32,000 LB	\$138,230.00
PH 800 AIR DRILL	60 ft.	12 in.	38,000 LB	\$167,910.00
PH 800 AIR DRILL	70 ft.	12 in.	40,000 LB	\$200,317.00

Factory Supplied Options

Order Code	Description	Weight	List Price
------------	-------------	--------	------------

HYDRAULICS AND TOOLBAR FOLD CONTROL

SD_20112 HYDRAULIC SYSTEM

451099	Electronic control Full in-cab fold control, weight transfer and shank trip pressure control		No Charge
--------	--	--	-----------

TRANSPORT WHEELS

SD_16066 WHEELS AND TIRES

For 50 ft., 60 ft. and 70 ft.

789084	Base tires For 50 ft. Four sets of dual 11L - 15 FI carrying front tool bar with five 11L - 15 FI rear frame carrier wheels. For 60 ft. and 70 ft. Dual 11L - 15 FI tires under center section and inner wing booms with single 11L - 15 FI tire under outer wing boom. Five 11L - 15 FI rear frame carrier wheels.	1,205 LB	No Charge
424412	High flotation For 50 ft. Four sets of Dual 12.5L - 15 FI carrying front tool bar with five 12.5L - 15 FI rear frame carrier wheels For 60 ft. and 70 ft. Six sets of Dual 12.5L - 15 FI carrying front tool bar with five 12.5L - 15 FI rear frame carrier wheels		
	if WORKING WIDTH is 50 ft.		\$1,259.00

**PRECISION HOE 800 AIR DRILL - 12 IN. SP
US PRICE LIST**

(Ex Works Saskatoon, SK)

		if WORKING WIDTH is 60 ft. or WORKING WIDTH is 70 ft.			\$3,320.00
	424413	Duals for 60 and 70 ft. Six sets of dual 11L - 15 FI carrying front tool bar with five 11L - 15 FI rear frame carrier wheels.			\$1,561.00

ROW UNIT PACKAGE

SD_P5311 PACKERS

	451162	TRU Link Packers Standard Pneumatic tires (4.8 x 8 smooth tire)			No Charge
	451163	TRU Link Packers Optional Semi-pneumatic tires (4.8 x 8 smooth tire)			
		if SPACING is 12 in. and WORKING WIDTH is 50 ft.			\$2,342.00
		if SPACING is 12 in. and WORKING WIDTH is 60 ft.			\$2,809.00
		if SPACING is 12 in. and WORKING WIDTH is 70 ft.			\$3,275.00

KNIFE OPENER PACKAGE

SD_C5317 KNIFE

	XC5317X	No knife opener package			No Charge
	424770	Knife opener package double shoot			
		if SPACING is 12 in. and WORKING WIDTH is 50 ft.			\$8,383.00
		if SPACING is 12 in. and WORKING WIDTH is 60 ft.			\$10,059.00
		if SPACING is 12 in. and WORKING WIDTH is 70 ft.			\$11,736.00

CROSS TILLAGE LIGHTING

SD_06066 LIGHTING

ADX and Prec. Air TBT Air Sys					
	451100	Lighting TBT electric Lighting and electrical harness package for electronically controlled drill fold. ADX and Precision Air Tow-Between Air System.			No Charge

**PRECISION HOE 800 AIR DRILL - 12 IN. SP
US PRICE LIST**

(Ex Works Saskatoon, SK)

TBH Air Sys built aft 06/2006				
	424416	Lighting TBH electric Lighting and electrical harness, and hyd. lines extension package for electronically controlled drill fold. ADX and Precision Air Tow-Behind Air Systems - for air carts built after June 2006.		\$2,172.00
TBH Air Sys built bef 06/2006				
	424417	Lighting TBH X-till Lighting and electrical harness, and hyd. lines extension package for electronically controlled drill fold. ADX and Precision Air Tow-Behind Air Systems - for air carts built before June 2006.		\$2,947.00

AIR PACKAGES

SD P8001 AIR PACKAGE

	XP8001X	No air system package		No Charge
TBT Air Systems - Single Shoot				
	789131	Air package TBT SS 12 in. Air package for Tow-Between Air Systems - single shoot 12 in. spacing		
		if WORKING WIDTH is 50 ft.		\$4,116.00
		if WORKING WIDTH is 60 ft.		\$4,725.00
		if WORKING WIDTH is 70 ft.		\$4,743.00
TBT Air Systems - Double Shoot				
	789137	Air package TBT DS - 12 in. Air package for Tow-Between Air Systems - double shoot 12 in. spacing		
		if WORKING WIDTH is 50 ft.		\$7,559.00
		if WORKING WIDTH is 60 ft.		\$8,812.00
		if WORKING WIDTH is 70 ft.		\$8,848.00
TBH Air Systems - Single Shoot				
	789134	Air package TBH SS - 12 in. Air package for Tow-Behind Air Systems - single shoot 12 in. spacing		
		if WORKING WIDTH is 50 ft.		\$4,475.00
		if WORKING WIDTH is 60 ft.		\$5,032.00
		if WORKING WIDTH is 70 ft.		\$5,042.00
TBH Air Systems - Double Shoot				
	789140	Air package TBH DS - 12 in. Air package for Tow-Behind Air Systems - double shoot 12 in. spacing		
		if WORKING WIDTH is 50 ft.		\$7,308.00
		if WORKING WIDTH is 60 ft.		\$8,333.00
		if WORKING WIDTH is 70 ft.		\$8,351.00

**PRECISION HOE 800 AIR DRILL - 12 IN. SP
US PRICE LIST**

(Ex Works Saskatoon, SK)

FLOW BLOCKAGE

SD_P8002 FLOW BLOCKAGE

	XP8002X	No flow blockage			No Charge
12 In. Spacing					
	424849	Flw Blk Basic SS 12 in. Flow blockage basic - single shoot 12 in. spacing			\$2,254.00
	424851	Flw Blk Expand SS 12 in. Flow blockage expanded - single shoot 12 in. spacing			
		if WORKING WIDTH is 50 ft.			\$9,275.00
		if WORKING WIDTH is 60 ft.			\$11,096.00
		if WORKING WIDTH is 70 ft.			\$13,054.00
	424853	Flw Blk Basic DS 12 in. Flow blockage basic - double shoot 12 in. spacing			\$3,546.00
	424855	Flw Blk Expand DS 12 in. Flow blockage expanded - double shoot 12 in. spacing			
		if WORKING WIDTH is 50 ft.			\$19,231.00
		if WORKING WIDTH is 60 ft.			\$21,169.00
		if WORKING WIDTH is 70 ft.			\$23,381.00
	451008	Flw Blk Basic Expand DS 12 in. Flow blockage basic/expanded - double shoot 12 in. spacing			
		if WORKING WIDTH is 50 ft.			\$10,252.00
		if WORKING WIDTH is 60 ft.			\$12,123.00
		if WORKING WIDTH is 70 ft.			\$14,139.00

SD_P8003 FLOW BLOCKAGE HARNESS

	XP8003X	No flow blockage harness			No Charge
--	---------	--------------------------	--	--	-----------

SCRAPERS

SD_50065 MUD SCRAPERS

	X50065X	No mud scrapers			No Charge
	424984	Precision opener mud scrapers			
		if SPACING is 12 in. and WORKING WIDTH is 50 ft.			\$2,945.00
		if SPACING is 12 in. and WORKING WIDTH is 60 ft.			\$3,533.00
		if SPACING is 12 in. and WORKING WIDTH is 70 ft.			\$4,122.00

**PRECISION HOE 800 AIR DRILL - 12 IN. SP
US PRICE LIST**

(Ex Works Saskatoon, SK)

WEIGHT KIT

SD_40013 WEIGHT BRACKET OR FRAME

	X40013X	No weight bracket or frame			No Charge
	451059	High draft weight kit 50 ft. (350 lbs. x 4) 60 ft. (350 lbs. x 2 and 750 lbs. x 2) 70 ft. (750 lbs. x 4)			
		if WORKING WIDTH is 50 ft.			\$3,723.00
		if WORKING WIDTH is 60 ft.			\$5,354.00
		if WORKING WIDTH is 70 ft.			\$6,619.00

FIELD HITCH

SD_41012 FIELD HITCH

	X41012X	No field hitch			No Charge
	451094	Field hitch TBH, short A-frame Field hitch for Tow-Behind air cart - short A-frame. See Hitch Configuration Table in back of the printed price book.			\$1,239.00
	451095	Field hitch TBH, long A-frame Field hitch for Tow-Behind air cart - long A-frame. See Hitch Configuration Table in back of the printed price book.			\$1,926.00
	451058	Rear hitch for auxiliary tank			
		if WORKING WIDTH is 50 ft.			\$2,067.00
		if WORKING WIDTH is 60 ft.			\$2,067.00
		if WORKING WIDTH is 70 ft.			\$2,603.00

SETUP OPTIONS

SD_50097 SETUP

	789096	No setup			No Charge
Set-Up Charges Added to Invc.					
	789093	Setup at Harve, MT Depot Havre, MT - enter 112427 in the Ship To location on order. To calculate the actual Setup Charges that will appear on your invoice refer to the "Dealer Setup Charges" chart.			No Charge
	789095	Setup at Minot, ND Depot Minot, ND - enter 112425 in the Ship To location on order. To calculate the actual Setup Charges that will appear on your invoice refer to the "Dealer Setup Charges" chart.			No Charge
	789098	Setup Saskatoon SK To calculate the actual Setup Charges that will appear on your invoice refer to the "Dealer Setup Charges" chart.			No Charge

**PRECISION HOE 800 AIR DRILL - 12 IN. SP
US PRICE LIST**

(Ex Works Saskatoon, SK)

	451093	Setup Coaldale AB Coaldale, AB - enter 125403 in the Ship To location on order. To calculate the actual Setup Charges that will appear on your invoice refer to the "Dealer Setup Charges" chart.			No Charge
	451210	Setup Sexsmith AB Sexsmith, AB - enter 132635 in the Ship To location on order. To calculate the actual Setup Charges that will appear on your invoice refer to the "Dealer Setup Charges" chart.			No Charge
	789092	Setup Linden AB Linden, AB - enter 112445 in the Ship To location on order. To calculate the actual Setup Charges that will appear on your invoice refer to the "Dealer Setup Charges" chart.			No Charge
	789094	Setup Mundare AB Mundare, AB - enter 112447 in the Ship To location on order. To calculate the actual Setup Charges that will appear on your invoice refer to the "Dealer Setup Charges" chart.			No Charge
	424371	Setup at Winkler, MB Depot Winkler, MB - enter 116470 in the Ship To location on order. To calculate the actual Setup Charges that will appear on your invoice refer to the "Dealer Setup Charges" chart.			No Charge

OPERATOR'S MANUAL

SD_47083 OPERATOR'S MANUAL

	789088	North American English	2 LB		No Charge
	789089	North American French Canadian			No Charge

OTHER OPTIONS

SD_P5304 OPENERS

	451167	TRU Link-No Packer Wheels Note: parallel-link row units order knife openers in next section			No Charge
--	--------	---	--	--	-----------



**PRECISION HOE 800 AIR DRILL ATTACHMENTS
US PRICE LIST**

(Ex Works Saskatoon, SK)
Factory Supplied Attachments

Order Code	Description	Weight	List Price
------------	-------------	--------	------------

Mud Scraper Kits

	84343837 For 50 ft. drill - 10 in. spacing	325 LB	\$3,533.00
	84343840 For 60 ft. drill - 10 in. spacing	420 LB	\$4,240.00
	84343842 For 70 ft. drill - 10 in. spacing	515 LB	\$4,946.00
	84343838 For 50 ft. drill - 12 in. spacing	237 LB	\$2,945.00
	84343841 For 60 ft. drill - 12 in. spacing	325 LB	\$3,533.00
	84343843 For 70 ft. drill - 12 in. spacing	413 LB	\$4,122.00

Field Hitches

	84316459 Field hitch for TBH - short A-frame Field hitch for Tow-Behind air cart - short A-frame. See Hitch Configuration Table in back of the printed price book.	250 LB	\$1,215.00
	84316457 Field hitch for TBH - long A-frame Field hitch for Tow-Behind air cart - long A-frame. See Hitch Configuration Table in back of the printed price book.	425 LB	\$1,889.00

Ground Engaging Tools

	87737815 3/8 in. Fertilizer tube kit Precision opener knife	1 LB	\$27.00
	87737816 1/2 in. Fertilizer tube kit Precision opener knife	1 LB	\$27.00
	84136378 Left hand precision opener knife double shoot	6 LB	\$154.00
	84136379 Right hand precision opener knife double shoot	6 LB	\$154.00

Other Attachments

	87504128 Rear hitch for towing auxiliary tank With 50 or 60 ft. drill.	492 LB	\$2,028.00
	87420586 Rear hitch for towing auxiliary tank With 70 ft. drill.	621 LB	\$2,553.00
	87504737 Tow hitch storage arm	31 LB	\$93.00
	84193680 High draft weight kit - 50 ft. 350 lbs. x 4	1,526 LB	\$3,723.00
	84193681 High draft weight kit - 60 ft. 350 lbs. x 2 and 750 lbs. x 2	2,251 LB	\$5,354.00
	84193682 High draft weight kit - 70 ft. 750 lbs. x 4	3,000 LB	\$6,619.00
	84297654 Package Precision Hoe Opener LH Single Individual LH Row Unit package	160 LB	\$1,974.00
	84297663 Package Precision Hoe Opener RH Single Individual RH Row Unit package	160 LB	\$1,974.00

**PRECISION HOE 800 AIR DRILL ATTACHMENTS
US PRICE LIST**

(Ex Works Saskatoon, SK)

Tow-Behind/Single Shoot

84134555	For 50 ft. drill - 10 in. spacing 5 run manifold Air package for Tow-Behind Air Systems - Single Shoot	744 LB	\$4,480.00
84134556	For 60 ft. drill - 10 in. spacing 7 run manifold Air package for Tow-Behind Air Systems - Single Shoot	787 LB	\$5,035.00
84134557	For 70 ft. drill - 10 in. spacing 7 run manifold Air package for Tow-Behind Air Systems - Single Shoot	811 LB	\$5,095.00
84134558	For 50 ft. drill - 12 in. spacing 5 run manifold Air package for Tow-Behind Air Systems - Single Shoot	742 LB	\$4,475.00
84134559	For 60 ft. drill - 12 in. spacing 7 run manifold Air package for Tow-Behind Air Systems - Single Shoot	785 LB	\$5,032.00
84134560	For 70 ft. drill - 12 in. spacing 7 run manifold Air package for Tow-Behind Air Systems - Single Shoot	810 LB	\$5,041.00

Tow-Behind/Double Shoot

84134567	For 50 ft. drill - 10 in. spacing 5 run manifold Air package for Tow-Behind Air Systems - Double Shoot	1,356 LB	\$7,313.00
84134568	For 60 ft. drill - 10 in. spacing 7 run manifold Air package for Tow-Behind Air Systems - Double Shoot	1,458 LB	\$8,366.00
84134569	For 70 ft. drill - 10 in. spacing 7 run manifold Air package for Tow-Behind Air Systems - Double Shoot	1,507 LB	\$8,464.00
84134570	For 50 ft. drill - 12 in. spacing 5 run manifold Air package for Tow-Behind Air Systems - Double Shoot	1,354 LB	\$7,310.00
84134571	For 60 ft. drill - 12 in. spacing 7 run manifold Air package for Tow-Behind Air Systems - Double Shoot	1,454 LB	\$8,334.00
84134572	For 70 ft. drill - 12 in. spacing 7 run manifold Air package for Tow-Behind Air Systems - Double Shoot	1,503 LB	\$8,352.00

Tow-Between/Single Shoot

84134549	For 50 ft. drill - 10 in. spacing 5 run manifold Air package for Tow-Between Air Systems - Single Shoot	631 LB	\$4,137.00
84134550	For 60 ft. drill - 10 in. spacing 7 run manifold Air package for Tow-Between Air Systems - Single Shoot	675 LB	\$4,747.00
84134551	For 70 ft. drill - 10 in. spacing 7 run manifold Air package for Tow-Between Air Systems - Single Shoot	699 LB	\$4,766.00
84134552	For 50 ft. drill - 12 in. spacing 5 run manifold Air package for Tow-Between Air Systems - Single Shoot	639 LB	\$4,116.00

**PRECISION HOE 800 AIR DRILL ATTACHMENTS
US PRICE LIST**

(Ex Works Saskatoon, SK)

	84134553	For 60 ft. drill - 12 in. spacing 7 run manifold Air package for Tow-Between Air Systems - Single Shoot	672 LB		\$4,724.00
	84134554	For 70 ft. drill - 12 in. spacing 7 run manifold Air package for Tow-Between Air Systems - Single Shoot	697 LB		\$4,744.00

Tow-Between/Double Shoot

	84134561	For 50 ft. drill - 10 in. spacing 5 run manifold Air package for Tow-Between Air Systems - Double Shoot	1,161 LB		\$7,595.00
	84134562	For 60 ft. drill - 10 in. spacing 7 run manifold Air package for Tow-Between Air Systems - Double Shoot	1,270 LB		\$8,862.00
	84134563	For 70 ft. drill - 10 in. spacing 7 run manifold Air package for Tow-Between Air Systems - Double Shoot	1,319 LB		\$8,892.00
	84134564	For 50 ft. drill - 12 in. spacing 5 run manifold Air package for Tow-Between Air Systems - Double Shoot	1,159 LB		\$7,559.00
	84134565	For 60 ft. drill - 12 in. spacing 7 run manifold Air package for Tow-Between Air Systems - Double Shoot	1,266 LB		\$8,812.00
	84134566	For 70 ft. drill - 12 in. spacing 7 run manifold Air package for Tow-Between Air Systems - Double Shoot	1,311 LB		\$8,849.00

Flow Blockage Monitors

	87505158	Operator's Manual Operator's Manual #87505158 REQUIRED when ordering Optical Sensor Flow Monitors for Flex Hoe 700/ Precision Hoe 800	1 LB		\$38.00
--	----------	--	------	--	---------

Basic Single Shoot System

	84228876	50 ft. drill - 10 in. spacing Optical sensor flow blockage monitors. Basic Single Shoot System monitors primary runs.	7 LB		\$2,214.00
	87505057	60 ft. drill - 10 in. spacing Optical sensor flow blockage monitors. Basic Single Shoot System monitors primary runs.	7 LB		\$2,172.00
	84228879	70 ft. drill - 10 in. spacing Optical sensor flow blockage monitors. Basic Single Shoot System monitors primary runs.	7 LB		\$2,214.00
	84228888	50 ft. drill - 12 in. spacing Optical sensor flow blockage monitors. Basic Single Shoot System monitors primary runs.	7 LB		\$2,214.00
	87505059	60 ft. drill - 12 in. spacing Optical sensor flow blockage monitors. Basic Single Shoot System monitors primary runs.	7 LB		\$2,172.00
	84228895	70 ft. drill - 12 in. spacing Optical sensor flow blockage monitors. Basic Single Shoot System monitors primary runs.	7 LB		\$2,214.00

**PRECISION HOE 800 AIR DRILL ATTACHMENTS
US PRICE LIST**

(Ex Works Saskatoon, SK)

Expanded Single Shoot System

	84228880	50 ft. drill - 10 in. spacing Optical sensor flow blockage monitors. Expanded Single Shoot System monitors all runs.	30 LB		\$12,328.00
	87505072	60 ft. drill - 10 in. spacing Optical sensor flow blockage monitors. Expanded Single Shoot System monitors all runs.	31 LB		\$13,207.00
	87505073	70 ft. drill - 10 in. spacing Optical sensor flow blockage monitors. Expanded Single Shoot System monitors all runs.	24 LB		\$14,493.00
	84228897	50 ft. drill - 12 in. spacing Optical sensor flow blockage monitors. Expanded Single Shoot System monitors all runs.	17 LB		\$9,236.00
	87505074	60 ft. drill - 12 in. spacing Optical sensor flow blockage monitors. Expanded Single Shoot System monitors all runs.	32 LB		\$10,848.00
	87505075	70 ft. drill - 12 in. spacing Optical sensor flow blockage monitors. Expanded Single Shoot System monitors all runs.	31 LB		\$12,766.00

Basic Double Shoot System

	84228882	50 ft. drill - 10 in. spacing Optical sensor flow blockage monitors. Basic Double Shoot System monitors primary runs on both air packages.	8 LB		\$3,506.00
	87505077	60 ft. drill - 10 in. spacing Optical sensor flow blockage monitors. Basic Double Shoot System monitors primary runs on both air packages.	8 LB		\$3,439.00
	84228883	70 ft. drill - 10 in. spacing Optical sensor flow blockage monitors. Basic Double Shoot System monitors primary runs on both air packages.	8 LB		\$3,506.00
	84228898	50 ft. drill - 12 in. spacing Optical sensor flow blockage monitors. Basic Double Shoot System monitors primary runs on both air packages.	8 LB		\$3,506.00
	87505079	60 ft. drill - 12 in. spacing Optical sensor flow blockage monitors. Basic Double Shoot System monitors primary runs on both air packages.	8 LB		\$3,439.00
	84228900	70 ft. drill - 12 in. spacing Optical sensor flow blockage monitors. Basic Double Shoot System monitors primary runs on both air packages.	8 LB		\$3,506.00

Basic/Expanded Dbl Shoot System

	84228885	50 ft. drill - 10 in. spacing Optical sensor flow blockage monitors. Basic Expanded Double Shoot System monitors primary runs on one air pac and all runs on second air pac.	31 LB		\$13,144.00
--	----------	--	-------	--	-------------

**PRECISION HOE 800 AIR DRILL ATTACHMENTS
US PRICE LIST**

(Ex Works Saskatoon, SK)

	87505082	60 ft. drill - 10 in. spacing Optical sensor flow blockage monitors. Basic Expanded Double Shoot System monitors primary runs on one air pac and all runs on second air pac.	32 LB		\$14,151.00
	87505083	70 ft. drill - 10 in. spacing Optical sensor flow blockage monitors. Basic Expanded Double Shoot System monitors primary runs on one air pac and all runs on second air pac.	25 LB		\$15,592.00
	84228901	50 ft. drill - 12 in. spacing Optical sensor flow blockage monitors. Basic Expanded Double Shoot System monitors primary runs on one air pac and all runs on second air pac.	17 LB		\$10,212.00
	87505084	60 ft. drill - 12 in. spacing Optical sensor flow blockage monitors. Basic Expanded Double Shoot System monitors primary runs on one air pac and all runs on second air pac.	33 LB		\$11,853.00
	87505085	70 ft. drill - 12 in. spacing Optical sensor flow blockage monitors. Basic Expanded Double Shoot System monitors primary runs on one air pac and all runs on second air pac.	31 LB		\$13,833.00

Expanded Double Shoot System

	84228887	50 ft. drill - 10 in. spacing Optical sensor flow blockage monitors. Expanded Double Shoot System monitors all runs on both air packages.	52 LB		\$21,411.00
	87505087	60 ft. drill - 10 in. spacing Optical sensor flow blockage monitors. Expanded Double Shoot System monitors all runs on both air packages.	54 LB		\$23,302.00
	87505088	70 ft. drill - 10 in. spacing Optical sensor flow blockage monitors. Expanded Double Shoot System monitors all runs on both air packages.	53 LB		\$25,900.00
	84228902	50 ft. drill - 12 in. spacing Optical sensor flow blockage monitors. Expanded Double Shoot System monitors all runs on both air packages.	52 LB		\$19,192.00
	87505089	60 ft. drill - 12 in. spacing Optical sensor flow blockage monitors. Expanded Double Shoot System monitors all runs on both air packages.	56 LB		\$20,728.00
	87505090	70 ft. drill - 12 in. spacing Optical sensor flow blockage monitors. Expanded Double Shoot System monitors all runs on both air packages.	54 LB		\$22,898.00

Cross Tillage Ext - TBH

	87534727	Cross Tillage Cable Monitor Extension For LHD or PHD with Tow-Behind Air Systems, if not ordered with the drill.	2 LB		\$651.00
	87534718	Fan / Auger Hyd Hose Extension For LHD or PHD with Tow-Behind Air Systems, if not ordered with the drill.	91 LB		\$2,478.00

P1DA

**SUGGESTED DEALER SETUP CHARGES
For Precision Hoe 800**

	<u>U.S. \$</u>
Handling Fee	\$135.00
Saskatoon Setup Services Admin Fee	\$232.00
Hyd Oil - 110 LT	\$337.00
PHD 50	\$5,132.00
PHD 60	\$5,504.00
PHD 70	\$5,875.00
Trip 50' x 10" - 60 Shanks (qty 60)	\$18.60
Trip 50' x 12" - 50 Shanks (qty 50)	\$18.60
Trip 60' x 10" - 72 Shanks (qty 72)	\$18.60
Trip 60' x 12" - 60 Shanks (qty 60)	\$18.60
Trip 70' x 10" - 84 Shanks (qty 84)	\$18.60
Trip 70' x 12" - 70 Shanks (qty 70)	\$18.60
Knife (each)	\$4.20
Press Wheel Mud Scrapers (each)	\$2.80
NH ³ Delivery Tube Kit (each)	\$4.10
Single Shoot - Air pack 7" to 9" per foot	\$23.00
Single Shoot - Air pack 10" to 12" per foot	\$19.80
Double Shoot - Air pack 7" to 9" per foot	\$23.00
Double Shoot - Air pack 10" to 12" per foot	\$19.80
S/S Primary Blockage	\$287.00
D/S Primary Blockage	\$391.00
Flexcontrol All Run E/D	\$13.10
Electronic Test (1)	\$63.00
Field Hitch	\$186.00
Cross Tillage pack	\$186.00
Rear Hitch for Liquid Wagon	\$63.00
High Draft Weight Kit	\$125.00

Note: Set-up price includes hydraulic tips and grease, but NOT final field adjustment.

AGRICULTURAL EQUIPMENT

U.S. PRICE LIST

STRIP TILLAGE

PL-100 SF REVISION 12

SAP PRICE LIST 018 CF

EFFECTIVE MAY 16, 2013

THIS IS A COMPLETE REVISION

This price list is intended for dealers with SF contract only.

This Complete Revision includes new or revised information and replaces all prior revisions.

The prices included in this revision supersede any prices established prior to the effective date shown unless specifically identified in a price bulletin as superseding this price list.

Copyright 2013 By

CNH America LLC



GENERAL INFORMATION

ADVANCE FREIGHT

Advance freight will be added to the machinery invoice as a separate net charge for machinery shipped from field locations or from other than specified Ex Works locations.

PRICES

Prices are Ex Works factory, where the goods are manufactured, except where noted. For detailed information concerning prices, please refer to your OPERATING GUIDE.

CONTENTS OF ORGANIZATION

CNH America LLC issues price lists and revisions covering each Case IH contract. The U.S. Price List is published in U.S. funds and the Canadian Price List is published in Canadian funds. Ensure that you are using the correct price list. U.S. or Canada is referenced at the top of each page and the Canadian price lists have a Maple Leaf on the price list cover page.

Freight, duty and sales taxes are NOT included in any wholegoods or attachment prices shown in the price list. Any appropriate freight, duty, Federal, State, and Provincial taxes will be added to the machinery invoice as separate net charges.

PROCEDURE

The price pages for each machine (or group of machines) lists both "Factory Supplied Options" and/or "Factory Supplied Attachments."

Each price list is comprised of the various machines sold under that contract. Each price book section has "Factory Supplied Options" and/or "Factory Supplied Attachments" price pages. When ordering and pricing a machine follow the ordering instructions listed for that machine. Attachments listed following the "Factory Supplied Attachments" heading are available for installation in the field.



GENERAL INFORMATION

DISTRIBUTION OF PRICE LISTS

Price lists and periodic price list revisions will be posted on the Dealer Portal, and distributed electronically when possible.

Printed copies of current price lists, index tabs and binders can be purchased from the Document Management Center (DMC). Orders should be placed only through the DMC web site link located on the Dealer Portal.

Document Management Center (DMC)
2205 Durand Avenue
Racine, WI 53403

DMC customer service:
(for inquiries - not to place orders)
(262)636-7540
Internal E-mail: #NA DMC ORDER CENTER

Complete U.S. Price List is PL-100
Complete Canadian Price List is PLC-100

Periodic price list revisions are usually accompanied by a cover sheet which carries instructions on price page changes and where to insert replacement or new price pages. The revisions are dated and are effective as of that date.



**STRIP TILLAGE
TABLE OF CONTENTS**

STRIP TILLAGE

NUTRI - PLACER 950	
Standard Features	1
Price List	2
Factory Supplied Accessories	5
NUTRI - TILLER 5310	
Standard Features	7
Price List	8
Factory Supplied Accessories	10

**NUTRI-TILLER 950
US PRICE LIST**

**(Ex Works Goodfield, IL)
Standard Equipment**

TYPICAL USE:

Strip-till in 30 in. rows for planting directly over the tilled row.
Usual depth is 7 in. to 9 in.
Performs one-pass in-row tillage, residue management, fertilizer placement and seed bed conditioning
Optional fertilizer attachments allow Root Zone Banding of Anhydrous Ammonia, Liquid, Dry or any 2 of the 3

HITCH SYSTEM:

20 ft.
Category 3 Hitch Clevis
30.5 ft. to 40 ft.
Category 4 Hitch Clevis
60 ft.
Category 5 Hitch Clevis

FRAME AND WINGS:

4 in. x 6 in. tubing on 20 ft. to 40 ft. machine
6 in. x 6 in. on 60 ft. machine

HYDRAULICS:

3000 PSI hydraulic cylinders, hoses and fittings
Male ISO couplers on hydraulic hoses to tractor
Synchronized master-slave hydraulics on units with hydraulic wing wheels
Single Point depth control

WHEELS AND TIRES:

20 ft.
Tandem 11Lx15 FI (F),
8 bolt hub
30 ft.
Tandem 12.5Lx15 FI (F),
8 bolt on mainframe;
Tandem 9.5Lx15 FI (F) 6 bolt on wings

WHEELS AND TIRES cont:

40 ft.
Tandem 12.5Lx15 FI (F),
8 bolt on mainframe;
Tandem 9.5Lx15 FI (F) 6 bolt on wings
60 ft.
16.5Lx16.1 FI (E)
on mainframe
12.5Lx15 FI wing tires
8 rear extension bars

TRANSPORT:

Combination warning and tail lights with 7-pin connection
SMV emblem and reflectors
ASAE highway transport chain (pull-type machines)

TRANSPORT DIMENSIONS:

Single-fold Pull-Type		
Width	Height	
16' 6"	13' 6"	
Double-fold Pull-Type		
	Width	Height
40 ft.	18' 6"	13' 6"
60 ft.	18' 9"	13' 9"

ROW UNIT:

Optional 24 inch heavy-duty coulters are tapered for self-sharpening to cut residue ahead of the shank
Optional HCS™ edge-bent style High Clearance Shank provides 1,250 lbs. of holding force
Optional Berm builder 18 in. diameter disks are adjustable and shape the berm
Optional berm conditioner rolling baskets pre-settle the berm and reduce clods/valleys in the seed bed
Optional Row Cleaners for tougher residue - Order from Factory Supplied Accessories

**NUTRI-TILLER 950
US PRICE LIST**

(Ex Works Goodfield, IL)

Models

COMMERCIAL MODEL	WORKING WIDTH	Weight	List Price
NUTRI-TILLER 950	20 ft.	22,500 LB	\$16,873.00
NUTRI-TILLER 950	30 ft.	22,500 LB	\$26,802.00
NUTRI-TILLER 950	40 ft.	22,500 LB	\$30,707.00
NUTRI-TILLER 950	60 ft.	22,500 LB	\$71,818.00

Factory Supplied Options

Order Code	Description	Weight	List Price
------------	-------------	--------	------------

SHANKS

SD_P5307 TRIPS LEAD SHANKS

XP5307X	No selection		No Charge
451111	HCS Shank - Mount		
	if WORKING WIDTH is 20 ft.		\$4,930.00
	if WORKING WIDTH is 30 ft.		\$7,394.00
	if WORKING WIDTH is 40 ft.		\$9,859.00
	if WORKING WIDTH is 60 ft.		\$14,788.00
451112	Rigid 1X2 Shank - Mount		
	if WORKING WIDTH is 30 ft.		\$1,414.00
	if WORKING WIDTH is 40 ft.		\$1,886.00

HITCH

SD_41039 HITCH

X41039X	No hitch		No Charge
424949	Constant level rear hitch		\$2,947.00

COULTERS

SD_P5301 FRONT MOUNT DISKS OR COULTERS

XP5301X	No Selection		No Charge
451110	24" Coulters - Mount		
	if WORKING WIDTH is 20 ft.		\$3,044.00
	if WORKING WIDTH is 30 ft.		\$4,565.00
	if WORKING WIDTH is 40 ft.		\$6,087.00

**NUTRI-TILLER 950
US PRICE LIST**

(Ex Works Goodfield, IL)

		if WORKING WIDTH is 60 ft.			\$9,773.00
--	--	----------------------------	--	--	------------

SEALERS

SD_P5309 SEALERS

		XP5309X	No sealers			No Charge
		451114	18" Disk Sealer 1X2 - notched			
			if WORKING WIDTH is 30 ft.			\$6,083.00
			if WORKING WIDTH is 40 ft.			\$8,110.00

SD_P7002 BERM BUILDER

		XP7002X	No Berm Builder			No Charge
		451113	18" Berm Builders - HCS 18" Berm Builders - HCS w/ notched blades, mud resistant			
			if WORKING WIDTH is 20 ft.			\$4,056.00
			if WORKING WIDTH is 30 ft.			\$6,083.00
			if WORKING WIDTH is 40 ft.			\$8,110.00
			if WORKING WIDTH is 60 ft.			\$12,165.00

FERTILIZER

SD_P9801 FERTILIZER

		XP9801X	No selection			No Charge
		451068	NH3 rear mount kit - single			\$590.00
		451069	NH3 rear mount kit - double			
			if WORKING WIDTH is 30 ft.			\$831.00
			if WORKING WIDTH is 20 ft.			\$831.00
			if WORKING WIDTH is 40 ft.			\$831.00
			if WORKING WIDTH is 60 ft.			\$1,311.00

OPERATOR'S MANUAL

SD_47122 OPERATOR'S MANUAL

		789513	North American English			No Charge
--	--	--------	------------------------	--	--	-----------

OTHER EQUIPMENT

SD_P5310 ROW CLEANER

		XP5310X	No Row cleaner			No Charge
		451117	Row Cleaners - HCS Mount			
			if WORKING WIDTH is 20 ft.			\$4,235.00
			if WORKING WIDTH is 30 ft.			\$6,353.00

**NUTRI-TILLER 950
US PRICE LIST**

(Ex Works Goodfield, IL)

		if WORKING WIDTH is 40 ft.			\$8,470.00
		if WORKING WIDTH is 60 ft.			\$12,705.00

SD_P7003 BERM CONDR

	XP7003X	No Berm Conditioner			No Charge
	451115	Concave Baskets - Mount Arms			
		if WORKING WIDTH is 20 ft.			\$4,938.00
		if WORKING WIDTH is 30 ft.			\$7,407.00
		if WORKING WIDTH is 40 ft.			\$9,876.00
		if WORKING WIDTH is 60 ft.			\$14,813.00
	451116	Flat Baskets - Mount Arms			
		if WORKING WIDTH is 20 ft.			\$5,144.00
		if WORKING WIDTH is 30 ft.			\$7,715.00
		if WORKING WIDTH is 40 ft.			\$10,288.00
		if WORKING WIDTH is 60 ft.			\$15,432.00

**NUTRI-TILLER 950
US PRICE LIST**

(Ex Works Goodfield, IL)

Factory Supplied Attachments

Order Code	Description	Weight	List Price
------------	-------------	--------	------------

Coulters

84371554	Coulter Assembly, Straight 24in with 4x6 mount	101 LB	\$396.00
84379516	Coulter Assembly, Straight 24in with 6x6 mount	104 LB	\$407.00
84379592	24" Coulter Assy, LH Offset for 6x6 tube	104 LB	\$418.00
84379593	24" Coulter Assy, RH Offset for 6x6 tube	104 LB	\$418.00

Row Cleaners

P0469310	Row Cleaner pull-type toolbar HCS mounts Order 1 per row	53 LB	\$529.00
P0469315	Row Cleaner - offset 8 qty required on 24 row	98 LB	\$540.00

Shanks

84397613	Shank Assy, HCS for 4 x 6 Mount	135 LB	\$643.00
84397624	Shank Assy, HCS for 6 x 6 Mount	135 LB	\$643.00
84401004	Shank Assy, Rigid for 4x6 tube	38 LB	\$123.00

Mole Knives

33607130	Mole Knife With 3/8" tube and 1 1/2" dry tube Order quantity as required	7 LB	\$65.00
33607135	Mole Knife With 3/8 in. tube Order quantity as required	7 LB	\$57.00

Berm Builders

84347172	Berm Builder Kit 18" Berm Builders - HCS w/ notched blades, mud resistant	1 LB	\$509.00
----------	---	------	----------

Sealers

84394333	Frame Assy, Sealer 18 in Dull Blade For 1 x 2 shank	64 LB	\$471.00
84399997	Frame Assy, Sealer 18 in Notched Blade For 1 x 2 shank	60 LB	\$493.00

Berm Conditioners

87551032	Berm Conditioner with Concave bars Order 1 per row	85 LB	\$618.00
87551034	Berm Conditioner with Flat bars Order 1 per row	85 LB	\$643.00

Narrow Hitch

84414359	Narrow rear hitch for pull type bar	607 LB	\$2,947.00
S3003CC	Constant level rear Hitch Constant level rear hitch for 60 foot	559 LB	\$2,947.00

**NUTRI-TILLER 950
US PRICE LIST**

(Ex Works Goodfield, IL)

Miscellaneous

	84360233	Package 25.75" Offset mount, long for 6x6 tube	105 LB		\$471.00
	84410631	Package 15.6" Offset mount, short for 6x6 tube	103 LB		\$456.00
	84421751	Bar Assy, Extension, Rear	81 LB		\$332.00
	84482362	NH ³ Rear Mount Kit - Single Arm	26 LB		\$242.00
	84482376	NH ³ Rear Mount Kit - Double Arm	45 LB		\$332.00
	84482383	Kit, AA Routing Mounts, 4X6 (10)	20 LB		\$89.00
	84482389	Kit, AA Routing Mounts, 3X6 (10)	20 LB		\$89.00
	84483125	Kit, AA Routing Mount 6x6 (10)	23 LB		\$89.00
	84482394	Kit, AA Coiling Mounts, 4X6 (10)	28 LB		\$117.00
	84483126	Kit, AA Coiling Mount 6x6 (10)	30 LB		\$130.00

Air Package System

	84254252	Dist pkg air TBT 8-Run, 16-Row	246 LB		\$4,804.00
	84256960	Dist pkg air TBT 6-Run, 12-Row	162 LB		\$3,825.00
	84257238	Workswitch Option	20 LB		\$411.00
	84257277	Flow Blockage 16-Row	20 LB		\$3,269.00
	84257278	Flow Blockage 12-Row	15 LB		\$2,716.00

**NUTRI-TILLER 5310
US PRICE LIST**

**(Ex. Works Goodfield, IL)
Standard Equipment**

TYPICAL USE:

Strip-till in 30 in. rows for planting directly over the tilled row. Usual depth is 7 in. to 9 in. Performs one-pass in-row tillage, residue management, fertilizer placement and seed bed conditioning. Optional fertilizer attachments allow Root Zone Banding of Anhydrous Ammonia, Liquid, Dry or any 2 of the 3

Mounted 8 Row non-folding:

Width	Height
19 ft. 11 in.	<6 ft. (max)

Mounted 8 Row w-optional wing folding kit:

Width	Height
17 ft. 3 in.	<8 ft.

Note: The 8 Row will not fold when equipped with Row Markers

HITCH SYSTEM:

Mounted have Cat II / III 3-point hitch

ROW UNIT:

24 inch heavy-duty coulters are tapered for self-sharpening to cut residue ahead of the shank

HCS™ edge-bent style High Clearance Shank provides 1,250 lbs. of holding force

Berm builder 18 in. diameter disks are adjustable and shape the berm

Optional berm conditioner rolling baskets pre-settle the berm and reduce clods/valleys in the seed bed

Optional Row Cleaners for tougher residue - Order from Factory Supplied Accessories

FRAME AND WINGS:

4 in. x 6 in. tubing. Mounted units have double-bar 27 in. rank and offset U-Channels for added strength

HYDRAULICS:

3000 PSI hydraulic cylinders, hoses and fittings. Male ISO couplers on hydraulic hoses to tractor

TRANSPORT:

Combination warning and tail lights with 7-pin connection. SMV emblem and reflectors

TRANSPORT DIMENSIONS:

Mounted 6 Row Unit:	
Width	Height
17 ft. 3 in.	<6 ft.

**NUTRI-TILLER 5310
US PRICE LIST**

(Ex. Works Goodfield, IL)
Models

COMMERCIAL MODEL	WORKING WIDTH	TRANSPORT	CONDITIONER BASKETS	Weight	List Price
NUTRI-TILLER 5310	6 Rows	3-Point Mounted	Concave baskets	4,500 LB	\$16,260.00
NUTRI-TILLER 5310	6 Rows	3-Point Mounted	Flat baskets	4,500 LB	\$16,391.00
NUTRI-TILLER 5310	6 Rows	3-Point Mounted	Less baskets	4,500 LB	\$12,867.00
NUTRI-TILLER 5310	8 Rows	3-Point Mounted	Concave baskets	4,500 LB	\$21,662.00
NUTRI-TILLER 5310	8 Rows	3-Point Mounted	Flat baskets	4,500 LB	\$21,835.00
NUTRI-TILLER 5310	8 Rows	3-Point Mounted	Less baskets	4,500 LB	\$17,644.00

Factory Supplied Options

Order Code	Description	Weight	List Price
------------	-------------	--------	------------

REAR HITCH

SD 41039 HITCH

X41039X	No hitch		No Charge
789501	Rear hitch assembly		\$951.00

ROW MARKERS

SD P9201 MARKERS

XP9201X	No markers		No Charge
789554	Row markers		
	if TRANSPORT is 3-Point Mounted and WORKING WIDTH is 6 Rows		\$2,892.00
	if TRANSPORT is 3-Point Mounted and WORKING WIDTH is 8 Rows		\$2,978.00

ANHYDROUS EQUIPMENT REAR MOUNTING KIT

SD P9801 FERTILIZER

XP9801X	No selection		No Charge
789632	Rear mounting kit NH3		\$161.00

**NUTRI-TILLER 5310
US PRICE LIST**

(Ex. Works Goodfield, IL)

OPERATOR'S MANUAL

SD 47122 OPERATOR'S MANUAL

	789513	North American English			No Charge
	789514	North American French			No Charge

**NUTRI-TILLER 5310
US PRICE LIST**

(Ex. Works Goodfield, IL)

Factory Supplied Attachments

Order Code	Description	Weight	List Price
------------	-------------	--------	------------

Strip-Till Mole Knife

	33607135	Mole Knife With 3/8 in. tube Order quantity as required	7 LB		\$57.00
	33607130	Mole Knife With 3/8" tube and 1 1/2" dry tube Order quantity as required	7 LB		\$65.00

3-Point Mounted Toolbar

	04672010	6 Row markers			\$10,115.00
	04672000	8 - 30 in. row markers complete Single fold, wings will not fold	300 LB		\$2,920.00

Row Cleaners

	P0469315	Row Cleaner - offset Order 1 per row	98 LB		\$540.00
--	----------	---	-------	--	----------

Shank

	84249748	Shank Assembly, HCS, 4X6 Mount	133 LB		\$616.00
--	----------	--------------------------------	--------	--	----------

Berm Builder

	87551048	5310 berm builder kit 5310 ber builder HCS kit with Dull Blades	73 LB		\$509.00
	84347172	Berm Builder Kit 18" Berm Builders - HCS w/ nothched blades, mud resistant	1 LB		\$509.00

Berm Conditioner Cnvrnsn Kit

	87551032	Berm Conditioner with Concave bars Order 1 per row	85 LB		\$618.00
	87551034	Berm Conditioner with Flat bars Order 1 per row	85 LB		\$643.00

Rear Hitch Assembly

	P6325120	Narrow Hitch - Mounted	90 LB		\$934.00
--	----------	------------------------	-------	--	----------

Miscellaneous Attachments

	04660310	Regulator stand	1 LB		\$32.00
	87451493	NH support kit 3 point mounted toolbar	86 LB		\$158.00
	P5531010	Optional gauge wheel for 6 or 8 row 3-point mounted toolbar	90 LB		\$1,262.00
	P0469240	Hydraulic wing-fold kit for 8 row 3-point mounted toolbar - will not work with row markers			\$960.00
	P0239070	Parking stand, bolt-on For mounted toolbar	45 LB		\$118.00
	84421750	Bar Assy, Extension, Front	89 LB		\$364.00
	84421751	Bar Assy, Extension, Rear	81 LB		\$332.00

AGRICULTURAL EQUIPMENT

U.S. PRICE LIST

CASE IH SCOUT / SCOUT XL™

PL-100 ST REVISION 6

SAP PRICE LIST 020 C1

EFFECTIVE OCTOBER 1, 2013

THIS IS A COMPLETE REVISION

This price list is intended for dealers with the LT contract.

This Complete Revision includes new or revised information and replaces all prior revisions.

The prices included in this revision supersede any prices established prior to the effective date shown unless specifically identified in a price bulletin as superseding this price list.

NOTE: Dealers should retain prior price list pages for any discontinued machines or attachments remaining in inventory.

Copyright 2013 By

CNH America LLC



GENERAL INFORMATION

ADVANCE FREIGHT

Advance freight will be added to the machinery invoice as a separate net charge for machinery shipped from field locations or from other than specified Ex Works locations.

PRICES

Prices are Ex Works factory, where the goods are manufactured, except where noted. For detailed information concerning prices, please refer to your OPERATING GUIDE.

CONTENTS OF ORGANIZATION

CNH America LLC issues price lists and revisions covering each Case IH contract. The U.S. Price List is published in U.S. funds and the Canadian Price List is published in Canadian funds. Ensure that you are using the correct price list. U.S. or Canada is referenced at the top of each page and the Canadian price lists have a Maple Leaf on the price list cover page.

Freight, duty and sales taxes are NOT included in any wholegoods or attachment prices shown in the price list. Any appropriate freight, duty, Federal, State, and Provincial taxes will be added to the machinery invoice as separate net charges.

PROCEDURE

The price pages for each machine (or group of machines) lists both "Factory Supplied Options" and/or "Factory Supplied Attachments."

Each price list is comprised of the various machines sold under that contract. Each price book section has "Factory Supplied Options" and/or "Factory Supplied Attachments" price pages. When ordering and pricing a machine follow the ordering instructions listed for that machine. Attachments listed following the "Factory Supplied Attachments" heading are available for installation in the field.



GENERAL INFORMATION

DISTRIBUTION OF PRICE LISTS

Price lists and periodic price list revisions will be posted on the Dealer Portal, and distributed electronically when possible.

Printed copies of current price lists, index tabs and binders can be purchased from the Document Management Center (DMC). Orders should be placed only through the DMC web site link located on the Dealer Portal.

Document Management Center (DMC)
2205 Durand Avenue
Racine, WI 53403

DMC customer service:
(for inquiries - not to place orders)
(262)636-7540
Internal E-mail: #NA DMC ORDER CENTER

Complete U.S. Price List is PL-100
Complete Canadian Price List is PLC-100

Periodic price list revisions are usually accompanied by a cover sheet which carries instructions on price page changes and where to insert replacement or new price pages. The revisions are dated and are effective as of that date.



**CASE IH Scout™ Utility Vehicle
TABLE OF CONTENTS**

CASE IH SCOUT

SCOUT

Standard Features	1
Price List	2

CASE IH SCOUT XL

SCOUT XL - DIESEL

Standard Features	9
Price List	10

SCOUT XL - GAS

Standard Features	21
Price List	22

PARTS DIVISION SUPPLIED ACCESSORIES	33 - 38
---	---------

**SCOUT
US PRICE LIST**

**(Ex Works Augusta, GA)
Standard Equipment**

ENGINE:

Gas, Briggs & Stratton
Vanuaird V-twin
4-cycle OHV, 480 cc
14 hp
Electronic ignition
16 AH Alternator
Sealed CVT cover

4WD:

Shift on demand (4x4 only)

TRAVEL SPEED:

25 mph, 40.2 kph

TIRES:

Mud
All-Terrain

CHASIS:

Tubular Steel

TRANSMISSION:

Open CVT
Dry clutch
Reduced Reverse Speed
Self adjusting Rack & Pinion Steering

LIGHTING:

No rear reflectors or lighting
Headlights

BRAKES:

CVT drive with engine brake
4-wheel Hydraulic Disc
Park Brake - hand operated

OPERATOR AREA:

4-post ROPS
Retractable seat belts
Wheat dash
Flat Deck with anti-skid floor material
Dash mounted fuel/hour gauge
Low Oil pressure warning light
Radio-Beverage holders
Glove Box

DIFFERENTIAL:

Front
Open (4x4 only)
Rear
Locking, manual

CARGO BED:

Manual Lift

ELECTRICAL:

12-volt, 524 cca

WARRANTY:

2-year limited

SUSPENSION:

Front
Macpherson strut
Rear
Fully independent rear trailing arm

**SCOUT
US PRICE LIST**

(Ex Works Augusta, GA)

Models

COMMERCIAL MODEL	DRIVE	BODY PLATFORM	FUEL TYPE	Weight	List Price
SCOUT	4X4	Basic	Gas	1,210 LB	\$9,556.00
SCOUT	4X4	Basic w/ Cab	Gas	1,210 LB	\$11,156.00

Packet	Description	Weight	List Price
PROTECTION PACK			\$706.00
SD_N6356-CV BOOT GUARD, PLASTIC	CV Boot Guard, Plastic, Front		
SD_N6357-CV BOOT GUARD, STEEL	Steel CV Boot Guard, Rear		
SD_N6397-SKID PLATE, STEEL	Steel Front Skid Plate		
SD_N6398-SKID PLATE CENTER, ALUMINUM	Center Skid Plate, Aluminum		
SD_N6399-SKID PLATE REAR, ALUMINUM	Rear Skid Plate, Aluminum		

Factory Supplied Options

Order Code	Description	Weight	List Price
------------	-------------	--------	------------

BODY EXTERIOR

SD_T5200 BODY EXTERIOR AND PLATFORM

726682	Standard Color Case IH Red		No Charge
726681	Camouflage (Realtree hardwoods includes black cargo box, wheels and wheat dash/seats)		\$826.00

ENGINE PERFORMANCE

SD_N6211 CA CARBURETOR

726707	CA carb to meet EPS regulation Required for CA, otherwise optional Factory Installed		No Charge
--------	--	--	-----------

**SCOUT
US PRICE LIST**

(Ex Works Augusta, GA)

SD_N6212 ENGINE PERFORMANCE ACCESSORY

	726753	No Engine Performance			No Charge
	726708	High Alt carb jet 3,300-6,000			No Charge
	726709	High Alt carb jet 6,000 Plus			No Charge

SEAT

SD_05108 SEATS W/ RETRACTABLE SEAT BELT

	726730	Bench Seat Wheat			No Charge
--	--------	------------------	--	--	-----------

CARGO BED

SD_N6214 CARGO BED

	726722	Cargo Box 37x47x10 (LxWxH)			No Charge
--	--------	----------------------------	--	--	-----------

REAR TIRES

SD_09006 REAR WHEELS

	8302809	25 X 11-12 All Terrain			No Charge
	8305809	25 X 11-12 Mud			\$23.00
	8307809	25x11-12 All Terrain AlumAlloy			\$297.00
	8309809	25 X 11-12 Mud Aluminum Alloy			\$319.00
	8313809	25X10.5-12 All Terrain - black Only available with camo			No Charge
	8316809	25 x 11-12 Mud - Black Only available with camo			No Charge

FRONT TIRES

SD_13002 FRONT WHEELS

	8101809	25 X 9-12 All Terrain			No Charge
	8105809	25 X 9-12 Mud			\$23.00
	8107809	25X9-12 All Terrain AlumAlloy			\$297.00
	8108809	25 X 9-12 Mud AlumAlloy			\$319.00
	8111809	25 X 9-12 All Terrain - Black Only available with camo			No Charge
	8113809	25 X 9-12 Mud - Black Only available with camo			No Charge

**SCOUT
US PRICE LIST**

(Ex Works Augusta, GA)

OTHER EQUIPMENT - FACTORY INSTALLED

OTHER OPTIONS - FACTORY INSTALLED

SD_05062 HEATING

	722176	Factory Installed Heater Not available with Cab Heater (717793) Factory Installed			\$1,656.00
--	--------	---	--	--	------------

SD_30061 SPEEDOMETER

	726686	Speedometer Factory Installed			\$317.00
--	--------	---	--	--	----------

SD_N6207 ANSI KIT

	726696	ANSI Kit - requires horn Requires either Horn (726740) and/or Light Kit (717836, 726728, 726729) ANSI package includes decal and stamp showing the unit meets ANSI certification. Factory Installed			\$85.00
--	--------	---	--	--	---------

SD_N6208 ELECTRIC BED LIFT

	726760	Manual Bed Lift Factory Installed			No Charge
	726698	Electric Bed Lift Factory Installed			\$739.00

SD_N6217 LIGHTING/REFLECTOR/HORN

	726740	Horn Factory Installed			\$85.00
--	--------	----------------------------------	--	--	---------

SD_N6223 SMV EMBLEM

	726855	SMV Emblem Factory Installed			\$118.00
--	--------	--	--	--	----------

SD_N6224 REAR REFLECTOR

	726876	Rear Reflector			\$27.00
--	--------	----------------	--	--	---------

OTHER EQUIPMENT - FIELD INSTALLED

CAB OPTIONS - FIELD INSTALLED

SD_N6332 CAB REAR SECTION

	717787	Cab Rear Section Field Installed (recommended when ordering soft cab 717817)			\$392.00
--	--------	--	--	--	----------

**SCOUT
US PRICE LIST**

(Ex Works Augusta, GA)

SD_N6333 CAB DOORS SET OF 2

		717788	Cab Doors (Set of 2) Field Installed (recommended when ordering soft cab 717817)		\$815.00
--	--	--------	---	--	----------

SD_N6334 HEATER KIT - CAB COMPONENT

		717789	Heater Kit-fired frm fuel tank Field Installed		\$1,492.00
--	--	--------	--	--	------------

PROTECTION - FIELD INSTALLED

SD_N6304 WINDSHIELD

		717885	Fold Down Windshield Field Installed		\$266.00
--	--	--------	--	--	----------

SD_N6348 CANOPY

		717806	Black Plastic Canopy- 2 Seat Includes Hardware Kit (717809) Only allowed with 2 passenger models or Extended models with Long flat bed (726725) Field Installed (canopy required when ordering soft cab 717817)		\$271.00
--	--	--------	--	--	----------

SD_N6356 CV BOOT GUARD, PLASTIC

		717814	CV Boot Guard, Plastic, Front Field Installed		\$47.00
--	--	--------	---	--	---------

SD_N6357 CV BOOT GUARD, STEEL

		717815	Steel CV Boot Guard, Rear Field Installed		\$90.00
--	--	--------	---	--	---------

SD_N6359 ENCLOSURE

		717817	3 Sided Vinyl Enclosure, Black Requires Canopy Top (717978, 717808, or 717806, where applicable) Not available with Cab Enclosure (717790) Recommended with Cab Rear Section 717787 and Cab Doors (set of 2) 717788 Field Installed		\$387.00
--	--	--------	---	--	----------

SD_N6391 ROCK GUARD CALIPER

		717918	Rock Guard Kit Field Installed		\$64.00
--	--	--------	--	--	---------

SD_N6397 SKID PLATE, STEEL

		717868	Steel Front Skid Plate Field Installed		\$104.00
--	--	--------	--	--	----------

**SCOUT
US PRICE LIST**

(Ex Works Augusta, GA)

SD_N6398 SKID PLATE CENTER, ALUMINUM

	717869	Center Skid Plate, Aluminum Field Installed			\$286.00
--	--------	---	--	--	----------

SD_N6399 SKID PLATE REAR, ALUMINUM

	717870	Rear Skid Plate, Aluminum Field Installed			\$178.00
--	--------	---	--	--	----------

OTHER OPTIONS - FIELD INSTALLED

SD_N6311 WARN WINCH KIT

	717882	Warn Winch kit, 2500 lbs Requires Receiver Kit, Front (717847) when installing on the front Field Installed			\$652.00
--	--------	---	--	--	----------

SD_N6312 TUBE BUMPER

	717794	Tube Bumper Field Installed			\$142.00
--	--------	---------------------------------------	--	--	----------

SD_N6320 BACKUP ALARM

	717783	Reverse Warning Buzzer Field Installed			\$14.00
--	--------	--	--	--	---------

SD_N6321 ACC PLUG 12V DC

	717768	Accessory Plug 12 Volt DC Field Installed			\$15.00
--	--------	---	--	--	---------

SD_N6322 AIR CLEANER REMOTE KIT

	717769	Air Cleaner Remote Kit Field Installed			\$228.00
--	--------	--	--	--	----------

SD_N6327 BED MAT

	717779	Bed Mat Field Installed			\$73.00
--	--------	-----------------------------------	--	--	---------

SD_N6365 FOG LIGHTS

	717823	Fog Lights Field Installed			\$68.00
--	--------	--------------------------------------	--	--	---------

SD_N6374 STANDARD LIGHT KIT

	717835	Standard Light Kit Field Installed			\$176.00
--	--------	--	--	--	----------

SD_N6375 DELUXE LIGHT KIT

	717836	Deluxe Light Kit Field Installed			\$352.00
--	--------	--	--	--	----------

**SCOUT
US PRICE LIST**

(Ex Works Augusta, GA)

SD_N6379 5 PANEL INTERIOR MIRROR

		717840	5 Panel Interior Mirror Field Installed		9000031P57	\$41.00
--	--	--------	---	--	------------	---------

SD_N6383 TRIPLE BALL HITCH

		717845	Triple Ball Hitch Field Installed		9000112P42	\$146.00
--	--	--------	---	--	------------	----------

SD_N6385 RECEIVER KIT, FRONT

		717847	Receiver Kit, Front Field Installed		9000060P83	\$79.00
--	--	--------	---	--	------------	---------

SD_N6386 RECEIVER KIT, REAR

		717848	Receiver Kit, Rear Only available on Basic Scout Field Installed		9000060P83	\$79.00
--	--	--------	--	--	------------	---------

SD_N6405 SPARK ARRESTER

		717875	Spark Arrester-Forest Svc Aprv Field Installed		9000043P89	\$57.00
--	--	--------	--	--	------------	---------

SD_N6427 ROTATING BEACON

		717967	Rotary Beacon Post Mounted Field Installed		9000088P55	\$115.00
		717968	Rotary Beacon Roof Mounted Field Installed		9000088P55	\$115.00

SD_N6438 TAIL GATE TETHER

		439046	Tail Gate Tether		9000007P70	\$10.00
--	--	--------	------------------	--	------------	---------

**SCOUT XL DIESEL
US PRICE LIST**

**(Ex Works Augusta, GA)
Standard Equipment**

ENGINE:

Diesel, Kubota D722 Industrial
3-cylinder
4-cycle OHV, 719 cc
20 hp
Compression ignition
60 AH Alternator
Sealed CVT cover

4WD:

Automatic-all-wheel drive

TRAVEL SPEED:

25 mph, 40.2 kph

TIRES:

Mud
All-Terrain

CHASIS:

Tubular rust-proof, non-corrosive
aircraft-grade 6061 aluminum

LIGHTING:

No rear reflectors or lighting
Headlights

TRANSMISSION:

Enclosed CVT
Dry clutch
Reduced Reverse Speed
Self adjusting Rack & Pinion Steering

OPERATOR AREA:

4-post ROPS
(6-post on 4-passenger vehicles)
Retractable seat belts
Wheat dash
Flat Deck with anti-skid floor material
Dash mounted fuel/hour gauge
Park Brake dash light
Low Oil pressure warning light
Tilt steering
12-volt dash mounted power outlet
Radio-Beverage holders
Glove Box

BRAKES:

4-wheel Hydraulic Disc
Park Brake
Foot operated engage,
hand operated release

CARGO BED:

Manual Lift

DIFFERENTIAL:

Front
Automatic, lock on demand
Rear
Auto locking, all-wheel drive

PROTECTION:

Tube Bumper

ELECTRICAL:

12-volt, 524 cca

HITCH:

Rear receiver hitch

SUSPENSION:

Front
Independent double A-arms with
coil-over shocks
Rear
Solid axle, swing arm with
coil-over shocks

WARRANTY:

2-year limited

**SCOUT XL DIESEL
US PRICE LIST**

(Ex Works Augusta, GA)

Models

COMMERCIAL MODEL	DRIVE	BODY PLATFORM	FUEL TYPE	Weight	List Price
SCOUT XL 2 SEAT	4X4	Standard (2 Passenger)	Diesel	1,430 LB	\$14,632.00
SCOUT XL 4 SEAT	4X4	Extended (4 Passenger)	Diesel	1,786 LB	\$17,410.00

Packet	Description	Weight	List Price
PROTECTION PACK			\$581.00
SD_39038-SKID PLATE	Underbody Skid Plate Belly Pan		
SD_50119-ROCK GUARDS	Rear Differential Rock Guard		
SD_N6221-BOOT GUARD	Boot Guard Stl Blk		
SD_N6331-BRUSH GUARD	Brush Guard		
SD_N6404-FRONT SKID PLATE, STEEL	Steel Skid Plate w/ 4X4 logo		

Factory Supplied Options

Order Code	Description	Weight	List Price
------------	-------------	--------	------------

BODY EXTERIOR

SD_T5200 BODY EXTERIOR AND PLATFORM

	726682	Standard Color Case IH Red		No Charge
	726681	Camouflage (Realtree hardwoods includes black cargo box, wheels and wheat dash/seats)		
		if BODY PLATFORM is Standard (2 Passenger)		\$826.00
		if BODY PLATFORM is Extended (4 Passenger)		\$1,167.00

ENGINE PERFORMANCE

SD_N6212 ENGINE PERFORMANCE ACCESSORY

	726754	Muffler Scrubber		\$122.00
--	--------	------------------	--	----------

**SCOUT XL DIESEL
US PRICE LIST**

(Ex Works Augusta, GA)

SEAT

SD_05108 SEATS W/ RETRACTABLE SEAT BELT

	726730	Bench Seat Wheat			No Charge
	726731	High Back Bucket Wheat			\$81.00

CARGO BED

SD_N6214 CARGO BED

	726723	48x49.8x10.9 Standard Capacity 800 lbs. (standard) 2 or 4 passenger			No Charge
	726724	48x49.8x10.9 Hvy Duty Capacity 1050 lbs. 2 passenger only. Required with all Cab options			\$324.00
	726725	Long Flatbed-RemovesRear Seats 4 passenger only			\$1,005.00
	726726	Standard Flatbed Only 2 or 4 passenger (with cab/platform protector)			No Charge
	726846	HD Std Flatbed Only 2 passenger only			\$550.00

REAR TIRES

SD_09006 REAR WHEELS

	8303809	25 X 11 -12 HD All Terrain (standard)			No Charge
	8305809	25 X 11-12 Mud			\$23.00
	8314809	25X11 -12 HD AllTerrain-Black Only available with camo			No Charge
	8316809	25 x 11-12 Mud - Black Only available with camo			No Charge

FRONT TIRES

SD_13002 FRONT WHEELS

	8103809	25x11-12 HD All Terr (standard)			No Charge
	8106809	25 X 11-12 Mud			No Charge
	8112809	25X11-12 HD AllTerrain-Black Only available with camo			No Charge

**SCOUT XL DIESEL
US PRICE LIST**

(Ex Works Augusta, GA)

	8114809	25 X 11-12 Mud - Black Only available with camo			No Charge
--	---------	---	--	--	-----------

FRONT AND REAR TIRES - ALUMINUM ALLOY TIRES

SD 16066 WHEELS AND TIRES

	8504909	25X10.5-12 HD Aluminum Alloy-4 (set of 4)			\$453.00
	8505009	25X11-12 MUD Aluminum Alloy- 4 (set of 4)			\$453.00

OTHER EQUIPMENT - FACTORY INSTALLED

AMBULANCE - FACTORY INSTALLED

SD 32002 DECAL

	726759	Star of Life Decal Only allowed with 4 passenger models.			\$27.00
--	--------	--	--	--	---------

SD N6202 AMBULANCE

	726689	Ambulance Only allowed with 4 passenger models. Factory Installed			
		if BODY PLATFORM is Standard (2 Passenger)			\$3,241.00
		if BODY PLATFORM is Extended (4 Passenger)			\$4,133.00

SD N6203 STRETCHER AND MOUNTS

	726690	Stretcher and Mount Only allowed with 4 passenger models. Factory Installed			\$551.00
--	--------	---	--	--	----------

SD N6220 FLASHING LIGHT

	726758	Flashing Light System Only allowed with 4 passenger models.			\$77.00
--	--------	---	--	--	---------

OTHER OPTIONS - FACTORY INSTALLED

SD 05062 HEATING

	722176	Factory Installed Heater Not available with Cab Heater (717793) Factory Installed			
		if BODY PLATFORM is Standard (2 Passenger) and FUEL TYPE is Diesel			\$1,370.00
		if BODY PLATFORM is Extended (4 Passenger) and FUEL TYPE is Diesel			\$1,370.00

SD 21038 BACK UP ALARM

	726687	Reverse Warning Buzzer Factory Installed			\$12.00
--	--------	--	--	--	---------

**SCOUT XL DIESEL
US PRICE LIST**

(Ex Works Augusta, GA)

SD_30061 SPEEDOMETER

	726686	Speedometer Factory Installed			\$317.00
--	--------	---	--	--	----------

SD_39038 SKID PLATE

	726702	Underbody Skid Plate Belly Pan Factory Installed			\$113.00
--	--------	--	--	--	----------

SD_50119 ROCK GUARDS

	726703	Rear Differential Rock Guard Factory Installed			\$72.00
--	--------	--	--	--	---------

SD_N6201 NERF BARS

	726688	Nerf Bars Factory Installed			
		if BODY PLATFORM is Standard (2 Passenger)			\$172.00
		if BODY PLATFORM is Extended (4 Passenger)			\$256.00

SD_N6204 POWER STEERING

	726691	Power Steering Factory Installed			\$1,508.00
--	--------	--	--	--	------------

SD_N6206 FRONT DIFF LOCK DISABLE

	726694	Front Diff Lock Disable Switch Factory Installed			\$107.00
--	--------	--	--	--	----------

SD_N6207 ANSI KIT

	726696	ANSI Kit - requires horn Requires either Horn (726740) and/or Light Kit (717836, 726728, 726729) ANSI package includes decal and stamp showing the unit meets ANSI certification. Factory Installed			\$85.00
--	--------	---	--	--	---------

SD_N6208 ELECTRIC BED LIFT

	726760	Manual Bed Lift Factory Installed			No Charge
	726698	Electric Bed Lift Factory Installed			\$578.00

SD_N6209 TUBE BUMPER

	726699	Tube Bumper Factory Installed			No Charge
--	--------	---	--	--	-----------

SD_N6210 ENGINE BRAKING

	726704	Engine Braking Factory Installed			
--	--------	--	--	--	--

**SCOUT XL DIESEL
US PRICE LIST**

(Ex Works Augusta, GA)

		if BODY PLATFORM is Standard (2 Passenger)			\$290.00
		if BODY PLATFORM is Extended (4 Passenger)			\$290.00
	726769	AWD ENG BRK 12MPH			No Charge
	726770	AWD ENG BRK 15MPH			No Charge
	726771	AWD ENG BRK 19MPH			No Charge
	726772	AWD ENG BRK 22MPH			No Charge

SD_N6215 CARGO BOX LONG

	726720	Long Cargo Box Requires Long Flatbed (726725) 4 passenger only - 1,050 lb. capacity Factory Installed			\$794.00
--	--------	---	--	--	----------

SD_N6216 STAKE SIDE KIT

	726721	Stake Side Kit Factory Installed			\$420.00
--	--------	--	--	--	----------

SD_N6217 LIGHTING/REFLECTOR/HORN

	726728	Standard Lights/Horn (tail lights/brake lights and horn - requires headlights) Cab not required Factory Installed			\$176.00
	726729	Deluxe Lights/Horn (turn signal, tail lights/brake lights and horn - requires headlights) Factory Installed			\$352.00
	726740	Horn Factory Installed			\$85.00

SD_N6219 REV BACK-UP ALARM

	726757	Reverse Back-up alarm Requires Reverse Warning Buzzer (726687) Factory Installed			\$12.00
--	--------	--	--	--	---------

SD_N6221 BOOT GUARD

	726779	Boot Guard Stl Blk Factory Installed Not available with CV Boot Guard, Plastic, Front (717814)			\$90.00
--	--------	--	--	--	---------

SD_N6222 ENGINE PRE-HEAT

	726854	Eng Pre-Heat Diesel Factory Installed			\$167.00
--	--------	---	--	--	----------

SD_N6223 SMV EMBLEM

	726855	SMV Emblem Factory Installed			\$118.00
--	--------	--	--	--	----------

**SCOUT XL DIESEL
US PRICE LIST**

(Ex Works Augusta, GA)

SD_N6224 REAR REFLECTOR

	726876	Rear Reflector			\$27.00
--	--------	----------------	--	--	---------

SD_N6225 FLOOR BRD SKID PLATE

	726974	Floor Board Skid Plate			
		if BODY PLATFORM is Standard (2 Passenger)			\$114.00
		if BODY PLATFORM is Extended (4 Passenger)			\$211.00

OTHER EQUIPMENT - FIELD INSTALLED

CAB OPTIONS - FIELD INSTALLED

SD_N6335 CAB ENCLOSURE

	717790	Cab Enclosure 2 passenger, Field Installed only Not allowed with Windshield (717885 or 717886) (When ordering 2 passenger requires Rear Cargo Box HD Capacity - 726724 or HD Std Flatbed Only - 726846). Cab drop shipped from vendor Curtis Industries, Worchester, MA			\$3,266.00
--	--------	---	--	--	------------

SD_N6337 CAB 4 DOOR ENCLOSURE

	717792	Cab 4 Door Enclosure FI For 4 passenger models only, Field Installed Requires Cab Enclosure (717790) and Black Plastic Canopy-4 seat (717978)			\$5,587.00
--	--------	---	--	--	------------

HARD CAB ACCESSORIES - FIELD INSTALLED

SD_N6338 CAB HEATER

	717793	Cab Heater kit Requires Dash Close-Out Liner (717795) Field Installed Not available with Underhood Storage Bin (717877)			\$758.00
--	--------	---	--	--	----------

SD_N6339 DASH CLOSE-OUT LINER

	717795	Dash Close-Out Liner Field Installed			\$72.00
--	--------	--	--	--	---------

SD_N6340 FAN DEFOGGER

	717796	Fan Defogger Field Installed			\$121.00
--	--------	--	--	--	----------

**SCOUT XL DIESEL
US PRICE LIST**

(Ex Works Augusta, GA)

SD_N6341 INSIDE REAR VIEW MIRROR

	717797	Inside Rear View Mirror Field Installed			\$57.00
--	--------	---	--	--	---------

SD_N6342 INTERIOR DOME LIGHT

	717798	Interior Dome Light Field Installed			\$59.00
--	--------	---	--	--	---------

SD_N6343 OUTSIDE MIRRORS

	717799	Outside Mirrors (set of 2) Field Installed			\$110.00
--	--------	--	--	--	----------

SD_N6345 SAFETY STROBE LIGHT

	717802	Safety Strobe Light Roof mounted Field Installed			\$119.00
--	--------	--	--	--	----------

SD_N6346 SOUND INSULATION

	717803	Sound Insulation Field Installed			\$164.00
--	--------	--	--	--	----------

SD_N6347 WORK LIGHTS

	717804	Work Lights (Set of 2) Field Installed			\$119.00
--	--------	--	--	--	----------

PROTECTION - FIELD INSTALLED

SD_N6304 WINDSHIELD

	717885	Fold Down Windshield Field Installed			\$266.00
	717886	Solid Windshield Field Installed			\$158.00

SD_N6348 CANOPY

	717808	Canopy Top, White Requires Canopy Hardware Kit (717809) and Ambulance (726689) Only allowed with 4 passenger models. Field Installed (canopy required when ordering soft cab 717817)			\$861.00
	717978	Black Plastic Canopy- 4 Seat Field Installed 4 passenger only Not allowed on Extended models with Long flat bed (726725) (canopy required when ordering soft cab 717817)			No Charge

**SCOUT XL DIESEL
US PRICE LIST**

(Ex Works Augusta, GA)

	717806	Black Plastic Canopy- 2 Seat Includes Hardware Kit (717809) Only allowed with 2 passenger models or Extended models with Long flat bed (726725) Field Installed (canopy required when ordering soft cab 717817)			
		if BODY PLATFORM is Standard (2 Passenger)			\$271.00
		if BODY PLATFORM is Extended (4 Passenger)			\$460.00

SD_N6352 CARGO PROTECTION CAGE

	717810	Cargo Protection Cage, black Field Installed			\$239.00
	717917	Cargo Protection Cage Field Installed			\$239.00

SD_N6356 CV BOOT GUARD, PLASTIC

	717814	CV Boot Guard, Plastic, Front Field Installed			\$47.00
--	--------	---	--	--	---------

SD_N6359 ENCLOSURE

	717817	3 Sided Vinyl Enclosure, Black Requires Canopy Top (717978, 717808, or 717806, where applicable) Not available with Cab Enclosure (717790) Recommended with Cab Rear Section 717787 and Cab Doors (set of 2) 717788 Field Installed			
		if BODY PLATFORM is Standard (2 Passenger)			\$387.00
		if BODY PLATFORM is Extended (4 Passenger)			\$599.00

SD_N6366 FOPS

	717825	FOPS Top, Black Field Installed			\$525.00
--	--------	---	--	--	----------

SD_N6391 ROCK GUARD CALIPER

	717852	Rock Guard Caliper Field Installed			\$70.00
--	--------	--	--	--	---------

SD_N6404 FRONT SKID PLATE, STEEL

	717873	Steel Skid Plate w/ 4X4 logo Field Installed			\$142.00
--	--------	--	--	--	----------

**SCOUT XL DIESEL
US PRICE LIST**

(Ex Works Augusta, GA)

AMBULANCE - FIELD INSTALLED

SD_N6351 CANOPY HARDWARE KIT

	717809	Canopy Hardware Kit Required with Ambulance (726689), also requires White Canopy Top (717808) Only allowed with 4 passenger models. Field Installed			
		if BODY PLATFORM is Standard (2 Passenger)			\$478.00
		if BODY PLATFORM is Extended (4 Passenger)			\$632.00

OTHER OPTIONS - FIELD INSTALLED

SD_N6310 WIRING HARNESS EXTENSION

	717883	Wiring Harness Extension Required for 4 passenger, Winch Kit (717882) Field Installed			\$85.00
--	--------	---	--	--	---------

SD_N6311 WARN WINCH KIT

	717882	Warn Winch kit, 2500 lbs Requires Receiver Kit, Front (717847) when installing on the front Field Installed			\$652.00
--	--------	---	--	--	----------

SD_N6314 TOOL BOX, FLAT BED

	717880	Flat Bed Tool Box Field Installed			\$328.00
--	--------	---	--	--	----------

SD_N6315 TOOL BOX, CARGO BED

	717879	Cargo Bed Tool Box Field Installed			\$332.00
--	--------	--	--	--	----------

SD_N6320 BACKUP ALARM

	717783	Reverse Warning Buzzer Field Installed			\$14.00
--	--------	--	--	--	---------

SD_N6327 BED MAT

	717779	Bed Mat Field Installed			\$73.00
--	--------	-----------------------------------	--	--	---------

SD_N6331 BRUSH GUARD

	717786	Brush Guard Order in lieu of Tube Bumper (726699) Field Installed			\$165.00
--	--------	---	--	--	----------

**SCOUT XL DIESEL
US PRICE LIST**

(Ex Works Augusta, GA)

SD_N6363 ENGINE TUNE UP KIT

	717821	Engine Tune-Up Kit Field Installed			\$45.00
--	--------	--	--	--	---------

SD_N6365 FOG LIGHTS

	717823	Fog Lights Field Installed			\$68.00
--	--------	--------------------------------------	--	--	---------

SD_N6379 5 PANEL INTERIOR MIRROR

	717840	5 Panel Interior Mirror Field Installed			\$41.00
--	--------	---	--	--	---------

SD_N6383 TRIPLE BALL HITCH

	717845	Triple Ball Hitch Field Installed			
		if BODY PLATFORM is Standard (2 Passenger)			\$143.00
		if BODY PLATFORM is Extended (4 Passenger)			\$143.00

SD_N6385 RECEIVER KIT, FRONT

	717847	Receiver Kit, Front Field Installed			\$79.00
--	--------	---	--	--	---------

SD_N6395 SAF STROBE LGHT MNT

	717866	Safety Strobe Mount Kit Field Installed			\$327.00
--	--------	---	--	--	----------

SD_N6405 SPARK ARRESTER

	717875	Spark Arrester-Forest Svc Aprv Field Installed			\$57.00
--	--------	--	--	--	---------

SD_N6427 ROTATING BEACON

	717967	Rotary Beacon Post Mounted Field Installed			\$115.00
	717968	Rotary Beacon Roof Mounted Field Installed			\$115.00

**SCOUT XL GAS
US PRICE LIST**

(Ex Works Augusta, GA)

Standard Equipment

ENGINE:

Gas, Kawasaki FH680D
Industrial grade twin-cylinder
4-cycle OHV, 675 cc
23 hp
Electronic ignition
17 AH Alternator
Sealed CVT cover

4WD:

Automatic-all-wheel drive

TRAVEL SPEED:

25 mph, 40.2 kph

TIRES:

Mud
All-Terrain

CHASIS:

Tubular rust-proof, non-corrosive
aircraft-grade 6061 aluminum

LIGHTING:

No rear reflectors or lighting
Headlights

TRANSMISSION:

Enclosed CVT
Dry clutch
Reduced Reverse Speed
Self adjusting Rack & Pinion Steering

OPERATOR AREA:

4-post ROPS
(6-post on 4- passenger vehicles)
Retractable seat belts
Wheat dash
Flat Deck with anti-skid floor material
Dash mounted fuel/hour gauge
Park Brake dash light
Low Oil pressure warning light
Tilt steering
12-volt dash mounted power outlet
Radio-Beverage holders
Glove Box

BRAKES:

4-wheel Hydraulic Disc
Park Brake
Foot operated engage,
hand operated release

CARGO BED:

Manual Lift

DIFFERENTIAL:

Front
Automatic, lock on demand
Rear
Auto locking, all-wheel drive

PROTECTION:

Tube Bumper

ELECTRICAL:

12-volt, 524 cca

HITCH:

Rear receiver hitch

SUSPENSION:

Front
Independent double A-arms with
coil-over shocks
Rear
Solid axle, swing arm with
coil-over shocks

WARRANTY:

2-year limited

**SCOUT XL GAS
US PRICE LIST**

(Ex Works Augusta, GA)

Models

COMMERCIAL MODEL	DRIVE	BODY PLATFORM	FUEL TYPE	Weight	List Price
SCOUT XL 2 SEAT	4X4	Standard (2 Passenger)	Gas	1,430 LB	\$12,676.00
SCOUT XL 4 SEAT	4X4	Extended (4 Passenger)	Gas	1,786 LB	\$16,023.00

Packet	Description	Weight	List Price
PROTECTION PACK			\$581.00
SD_39038-SKID PLATE	Underbody Skid Plate Belly Pan		
SD_50119-ROCK GUARDS	Rear Differential Rock Guard		
SD_N6221-BOOT GUARD	Boot Guard Stl Blk		
SD_N6331-BRUSH GUARD	Brush Guard		
SD_N6404-FRONT SKID PLATE, STEEL	Steel Skid Plate w/ 4X4 logo		

Factory Supplied Options

Order Code	Description	Weight	List Price
------------	-------------	--------	------------

BODY EXTERIOR

SD_T5200 BODY EXTERIOR AND PLATFORM

	726682	Standard Color Case IH Red		No Charge
	726681	Camouflage (Realtree hardwoods includes black cargo box, wheels and wheat dash/seats)		
		if BODY PLATFORM is Standard (2 Passenger)		\$826.00
		if BODY PLATFORM is Extended (4 Passenger)		\$1,167.00

**SCOUT XL GAS
US PRICE LIST**

(Ex Works Augusta, GA)

ENGINE PERFORMANCE

SD_N6211 CA CARBURETOR

	726707	CA carb to meet EPS regulation Required for CA, otherwise optional Factory Installed			No Charge
--	--------	--	--	--	-----------

SD_N6212 ENGINE PERFORMANCE ACCESSORY

	726753	No Engine Performance			No Charge
	726708	High Alt carb jet 3,300-6,000			No Charge
	726709	High Alt carb jet 6,000 Plus			No Charge

SEAT

SD_05108 SEATS W/ RETRACTABLE SEAT BELT

	726730	Bench Seat Wheat			No Charge
	726731	High Back Bucket Wheat			\$81.00

CARGO BED

SD_N6214 CARGO BED

	726723	48x49.8x10.9 Standard Capacity 800 lbs. (standard) 2 or 4 passenger			No Charge
	726724	48x49.8x10.9 Hvy Duty Capacity 1050 lbs. 2 passenger only. Required with all Cab options			\$324.00
	726725	Long Flatbed-RemovesRear Seats 4 passenger only			\$1,005.00
	726726	Standard Flatbed Only 2 or 4 passenger (with cab/platform protector)			No Charge
	726846	HD Std Flatbed Only 2 passenger only			\$550.00

REAR TIRES

SD_09006 REAR WHEELS

	8303809	25 X 11 -12 HD All Terrain (standard)			No Charge
	8305809	25 X 11-12 Mud			\$23.00

**SCOUT XL GAS
US PRICE LIST**

(Ex Works Augusta, GA)

	8314809	25X11 -12 HD AllTerrain-Black Only available with camo			No Charge
	8316809	25 x 11-12 Mud - Black Only available with camo			No Charge

FRONT TIRES

SD_13002 FRONT WHEELS

	8103809	25x11-12 HD All Terr (standard)			No Charge
	8106809	25 X 11-12 Mud			No Charge
	8112809	25X11-12 HD AllTerrain-Black Only available with camo			No Charge
	8114809	25 X 11-12 Mud - Black Only available with camo			No Charge

FRONT AND REAR TIRES - ALUMINUM ALLOY TIRES

SD_16066 WHEELS AND TIRES

	8504909	25X10.5-12 HD Aluminum Alloy-4 (set of 4)			\$453.00
	8505009	25X11-12 MUD Aluminum Alloy- 4 (set of 4)			\$453.00

OTHER EQUIPMENT - FACTORY INSTALLED

AMBULANCE - FACTORY INSTALLED

SD_32002 DECAL

	726759	Star of Life Decal Only allowed with 4 passenger models.			\$27.00
--	--------	--	--	--	---------

SD_N6202 AMBULANCE

	726689	Ambulance Only allowed with 4 passenger models. Factory Installed			
		if BODY PLATFORM is Standard (2 Passenger)			\$3,241.00
		if BODY PLATFORM is Extended (4 Passenger)			\$4,133.00

SD_N6203 STRETCHER AND MOUNTS

	726690	Stretcher and Mount Only allowed with 4 passenger models. Factory Installed			\$551.00
--	--------	---	--	--	----------

SD_N6220 FLASHING LIGHT

	726758	Flashing Light System Only allowed with 4 passenger models.			\$77.00
--	--------	---	--	--	---------

**SCOUT XL GAS
US PRICE LIST**

(Ex Works Augusta, GA)

OTHER OPTIONS - FACTORY INSTALLED

SD_05062 HEATING

	722176	Factory Installed Heater Not available with Cab Heater (717793) Factory Installed			
		if BODY PLATFORM is Extended (4 Passenger) and FUEL TYPE is Gas			\$2,233.00
		if BODY PLATFORM is Standard (2 Passenger) and FUEL TYPE is Gas			\$2,233.00

SD_21038 BACK UP ALARM

	726687	Reverse Warning Buzzer Factory Installed			\$12.00
--	--------	--	--	--	---------

SD_30061 SPEEDOMETER

	726686	Speedometer Factory Installed			\$317.00
--	--------	---	--	--	----------

SD_39038 SKID PLATE

	726702	Underbody Skid Plate Belly Pan Factory Installed			\$113.00
--	--------	--	--	--	----------

SD_50119 ROCK GUARDS

	726703	Rear Differential Rock Guard Factory Installed			\$72.00
--	--------	--	--	--	---------

SD_N6201 NERF BARS

	726688	Nerf Bars Factory Installed			
		if BODY PLATFORM is Standard (2 Passenger)			\$172.00
		if BODY PLATFORM is Extended (4 Passenger)			\$256.00

SD_N6204 POWER STEERING

	726691	Power Steering Factory Installed			\$1,508.00
--	--------	--	--	--	------------

SD_N6206 FRONT DIFF LOCK DISABLE

	726694	Front Diff Lock Disable Switch Factory Installed			\$107.00
--	--------	--	--	--	----------

**SCOUT XL GAS
US PRICE LIST**

(Ex Works Augusta, GA)

SD_N6207 ANSI KIT

	726696	ANSI Kit - requires horn Requires either Horn (726740) and/or Light Kit (717836, 726728, 726729) ANSI package includes decal and stamp showing the unit meets ANSI certification. Factory Installed			\$85.00
--	--------	---	--	--	---------

SD_N6208 ELECTRIC BED LIFT

	726760	Manual Bed Lift Factory Installed			No Charge
	726698	Electric Bed Lift Factory Installed			\$578.00

SD_N6209 TUBE BUMPER

	726699	Tube Bumper Factory Installed			No Charge
--	--------	---	--	--	-----------

SD_N6210 ENGINE BRAKING

	726704	Engine Braking Factory Installed			
		if BODY PLATFORM is Standard (2 Passenger)			\$290.00
		if BODY PLATFORM is Extended (4 Passenger)			\$290.00
	726769	AWD ENG BRK 12MPH			No Charge
	726770	AWD ENG BRK 15MPH			No Charge
	726771	AWD ENG BRK 19MPH			No Charge
	726772	AWD ENG BRK 22MPH			No Charge

SD_N6215 CARGO BOX LONG

	726720	Long Cargo Box Requires Long Flatbed (726725) 4 passenger only - 1,050 lb. capacity Factory Installed			\$794.00
--	--------	---	--	--	----------

SD_N6216 STAKE SIDE KIT

	726721	Stake Side Kit Factory Installed			\$420.00
--	--------	--	--	--	----------

SD_N6217 LIGHTING/REFLECTOR/HORN

	726728	Standard Lights/Horn (tail lights/brake lights and horn - requires headlights) Cab not required Factory Installed			\$176.00
--	--------	---	--	--	----------

**SCOUT XL GAS
US PRICE LIST**

(Ex Works Augusta, GA)

	726729	Deluxe Lights/Horn (turn signal, tail lights/brake lights and horn - requires headlights) Factory Installed			\$352.00
	726740	Horn Factory Installed			\$85.00

SD_N6219 REV BACK-UP ALARM

	726757	Reverse Back-up alarm Requires Reverse Warning Buzzer (726687) Factory Installed			\$12.00
--	--------	--	--	--	---------

SD_N6221 BOOT GUARD

	726779	Boot Guard Stl Blk Factory Installed Not available with CV Boot Guard, Plastic, Front (717814)			\$90.00
--	--------	--	--	--	---------

SD_N6223 SMV EMBLEM

	726855	SMV Emblem Factory Installed			\$118.00
--	--------	--	--	--	----------

SD_N6224 REAR REFLECTOR

	726876	Rear Reflector			\$27.00
--	--------	----------------	--	--	---------

SD_N6225 FLOOR BRD SKID PLATE

	726974	Floor Board Skid Plate			
		if BODY PLATFORM is Standard (2 Passenger)			\$114.00
		if BODY PLATFORM is Extended (4 Passenger)			\$211.00

OTHER EQUIPMENT - FIELD INSTALLED

CAB OPTIONS - FIELD INSTALLED

SD_N6335 CAB ENCLOSURE

	717790	Cab Enclosure 2 passenger, Field Installed only Not allowed with Windshield (717885 or 717886) (When ordering 2 passenger requires Rear Cargo Box HD Capacity - 726724 or HD Std Flatbed Only - 726846). Cab drop shipped from vendor Curtis Industries, Worchester, MA			\$3,266.00
--	--------	---	--	--	------------

**SCOUT XL GAS
US PRICE LIST**

(Ex Works Augusta, GA)

SD_N6337 CAB 4 DOOR ENCLOSURE

	717792	Cab 4 Door Enclosure FI For 4 passenger models only, Field Installed Requires Cab Enclosure (717790) and Black Plastic Canopy-4 seat (717978)			\$5,587.00
--	--------	---	--	--	------------

HARD CAB ACCESSORIES - FIELD INSTALLED

SD_N6338 CAB HEATER

	717793	Cab Heater kit Requires Dash Close-Out Liner (717795) Field Installed Not available with Underhood Storage Bin (717877)			\$1,414.00
--	--------	---	--	--	------------

SD_N6339 DASH CLOSE-OUT LINER

	717795	Dash Close-Out Liner Field Installed			\$72.00
--	--------	--	--	--	---------

SD_N6340 FAN DEFOGGER

	717796	Fan Defogger Field Installed			\$121.00
--	--------	--	--	--	----------

SD_N6341 INSIDE REAR VIEW MIRROR

	717797	Inside Rear View Mirror Field Installed			\$57.00
--	--------	---	--	--	---------

SD_N6342 INTERIOR DOME LIGHT

	717798	Interior Dome Light Field Installed			\$59.00
--	--------	---	--	--	---------

SD_N6343 OUTSIDE MIRRORS

	717799	Outside Mirrors (set of 2) Field Installed			\$110.00
--	--------	--	--	--	----------

SD_N6345 SAFETY STROBE LIGHT

	717802	Safety Strobe Light Roof mounted Field Installed			\$119.00
--	--------	--	--	--	----------

SD_N6346 SOUND INSULATION

	717803	Sound Insulation Field Installed			\$164.00
--	--------	--	--	--	----------

**SCOUT XL GAS
US PRICE LIST**

(Ex Works Augusta, GA)

SD_N6347 WORK LIGHTS

	717804	Work Lights (Set of 2) Field Installed			\$119.00
--	--------	--	--	--	----------

PROTECTION - FIELD INSTALLED

SD_N6304 WINDSHIELD

	717885	Fold Down Windshield Field Installed			\$266.00
	717886	Solid Windshield Field Installed			\$158.00

SD_N6348 CANOPY

	717808	Canopy Top, White Requires Canopy Hardware Kit (717809) and Ambulance (726689) Only allowed with 4 passenger models. Field Installed (canopy required when ordering soft cab 717817)			\$861.00
	717978	Black Plastic Canopy- 4 Seat Field Installed 4 passenger only Not allowed on Extended models with Long flat bed (726725) (canopy required when ordering soft cab 717817)			No Charge
	717806	Black Plastic Canopy- 2 Seat Includes Hardware Kit (717809) Only allowed with 2 passenger models or Extended models with Long flat bed (726725) Field Installed (canopy required when ordering soft cab 717817)			
		if BODY PLATFORM is Standard (2 Passenger)			\$271.00
		if BODY PLATFORM is Extended (4 Passenger)			\$460.00

SD_N6352 CARGO PROTECTION CAGE

	717810	Cargo Protection Cage, black Field Installed			\$239.00
	717917	Cargo Protection Cage Field Installed			\$239.00

SD_N6356 CV BOOT GUARD, PLASTIC

	717814	CV Boot Guard, Plastic, Front Field Installed			\$47.00
--	--------	---	--	--	---------

**SCOUT XL GAS
US PRICE LIST**

(Ex Works Augusta, GA)

SD_N6359 ENCLOSURE

	717817	3 Sided Vinyl Enclosure, Black Requires Canopy Top (717978, 717808, or 717806, where applicable) Not available with Cab Enclosure (717790) Recommended with Cab Rear Section 717787 and Cab Doors (set of 2) 717788 Field Installed			
		if BODY PLATFORM is Standard (2 Passenger)			\$387.00
		if BODY PLATFORM is Extended (4 Passenger)			\$599.00

SD_N6366 FOPS

	717825	FOPS Top, Black Field Installed			\$525.00
--	--------	---	--	--	----------

SD_N6391 ROCK GUARD CALIPER

	717852	Rock Guard Caliper Field Installed			\$70.00
--	--------	--	--	--	---------

SD_N6404 FRONT SKID PLATE, STEEL

	717873	Steel Skid Plate w/ 4X4 logo Field Installed			\$142.00
--	--------	--	--	--	----------

AMBULANCE - FIELD INSTALLED

SD_N6351 CANOPY HARDWARE KIT

	717809	Canopy Hardware Kit Required with Ambulance (726689), also requires White Canopy Top (717808) Only allowed with 4 passenger models. Field Installed			
		if BODY PLATFORM is Standard (2 Passenger)			\$478.00
		if BODY PLATFORM is Extended (4 Passenger)			\$632.00

OTHER OPTIONS - FIELD INSTALLED

SD_N6310 WIRING HARNESS EXTENSION

	717883	Wiring Harness Extension Required for 4 passenger, Winch Kit (717882) Field Installed			\$85.00
--	--------	---	--	--	---------

SD_N6311 WARN WINCH KIT

	717882	Warn Winch kit, 2500 lbs Requires Receiver Kit, Front (717847) when installing on the front Field Installed			\$652.00
--	--------	---	--	--	----------

**SCOUT XL GAS
US PRICE LIST**

(Ex Works Augusta, GA)

SD_N6314 TOOL BOX, FLAT BED			
	717880	Flat Bed Tool Box Field Installed	\$328.00
SD_N6315 TOOL BOX, CARGO BED			
	717879	Cargo Bed Tool Box Field Installed	\$332.00
SD_N6320 BACKUP ALARM			
	717783	Reverse Warning Buzzer Field Installed	\$14.00
SD_N6323 ALTERNATOR			
	717770	High Output Alternator, 50 AMP Field Installed	\$544.00
SD_N6327 BED MAT			
	717779	Bed Mat Field Installed	\$73.00
SD_N6331 BRUSH GUARD			
	717786	Brush Guard Order in lieu of Tube Bumper (726699) Field Installed	\$165.00
SD_N6363 ENGINE TUNE UP KIT			
	717821	Engine Tune-Up Kit Field Installed	\$45.00
SD_N6365 FOG LIGHTS			
	717823	Fog Lights Field Installed	\$68.00
SD_N6379 5 PANEL INTERIOR MIRROR			
	717840	5 Panel Interior Mirror Field Installed	\$41.00
SD_N6383 TRIPLE BALL HITCH			
	717845	Triple Ball Hitch Field Installed	
		if BODY PLATFORM is Standard (2 Passenger)	\$143.00
		if BODY PLATFORM is Extended (4 Passenger)	\$143.00
SD_N6385 RECEIVER KIT, FRONT			
	717847	Receiver Kit, Front Field Installed	\$79.00

SCOUT XL GAS
US PRICE LIST

(Ex Works Augusta, GA)

SD_N6395 SAF STROBE LGHT MNT

		717866	Safety Strobe Mount Kit Field Installed			\$327.00
--	--	--------	---	--	--	----------

SD_N6405 SPARK ARRESTER

		717875	Spark Arrester-Forest Svc Aprv Field Installed			\$57.00
--	--	--------	--	--	--	---------

SD_N6407 STORAGE BIN, UNDERHOOD

		717877	Underhood Storage Bin Field Installed Not available with Cab Heater Kit (717793)			\$147.00
--	--	--------	--	--	--	----------

SD_N6427 ROTATING BEACON

		717967	Rotary Beacon Post Mounted Field Installed			\$115.00
		717968	Rotary Beacon Roof Mounted Field Installed			\$115.00

SHIP DIRECT ACCESSORIES FOR CASE IH SCOUT / SCOUT XL						
Part #	Description	Scout	Scout XL		Scout XL	
			Diesel	Gas	Diesel	Gas
CLCAM10874	Gun Boot, Koplin	X	X			X
CLCAM1264401	Ball mount kit 1 7/8 inch	X	X			X
CLCAM1264501	Ball mount kit 2 inch	X	X			X
CLCAM1264101	Chrome Hitch Ball 1 7/8 inch	X	X			X
CLCAM1264001	Chrome Hitch Ball 2 inch	X	X			X
CLCAM1245801	Radio, Jensen HD Mini Stereo, MP3/iPod compatible, with NOAA Alert (surface mount)	X	X			X
CLC103283001	Electric Bed Lift		X			X
CLCAM1277601	Electric Bed Lift	X				
CLC103590401	Headlight kit	X				
CLCSVP307129	Cab 4-door enclosure (includes plastic top, doors, deluxe windshield + wiper) - 4 passenger			X		X
CLC287901	Storage Bin under front seat (4-passenger)			X		X
CLCSVP307302	Speedometer - Scout	X				
CLCSVP314202	Speedometer - Scout XL			X		X
CLC103536101	Tube Bumper - Scout	X				
CLC103236001	Tube Bumper - Scout XL			X		X
CLCSVP298601	Tube Bumper, Chrome - Scout XL			X		X
CLC103517502	Canopy Top, Black Plastic - Scout	X				
CLCAM1213501	Canopy Top, Black Plastic - Scout XL 2 Seat			X		X
CLCAM1220201	Canopy Top, Black Plastic - Scout XL 4 Seat			X		X
CLCSVP331101	Canopy Top, Black Plastic for additional rear seat cover (4-passenger)			X		X
CLCSVP304902	Engine Braking (CVT with engine braking kit - diesel) - 25 MPH			X		
CLCSVP304802	Engine Braking (CVT with engine braking kit - Gas) - 25 MPH					X
	To obtain a lower engine braking speed than the standard 25MPH, you also need to order one of the following:					
CLCSVP344801	Engine braking @ 12 MPH			X		X
CLCSVP344802	Engine braking @ 15 MPH			X		X
CLCSVP344803	Engine braking @ 19 MPH			X		X
CLCSVP344804	Engine braking @ 22 MPH			X		X
CLCSVP289201	Front Diff Lock Disable - 2 passenger			X		X
CLCSVP289202	Front Diff Lock Disable switch - 4 passenger			X		X
CLC103590101	12-volt DC Accessory Plug	X				
CLCAM10619	12-volt DC Accessory Plug			X		X
CLC103223501	Scout XL 2 Seat Hard Cab (Curtis Industries)			X		X

SHIP DIRECT ACCESSORIES FOR CASE IH SCOUT / SCOUT XL		<u>Scout</u>	<u>Scout XL Diesel</u>	<u>Scout XL Gas</u>
<u>Part #</u>	<u>Description</u>			
Cab Accessories Only (MUST ORDER CAB)				
CLC103255501	Cab Heater Kit, Gas		X	X
CLC103175401	Cab Heater Kit, Diesel (engine coolant heater)		X	X
CLC103361401	Dash Close out Liner Kit (required with cab heater kit)		X	X
CLC101994401	Fan Defogger		X	X
CLC101995101	Inside Rear View Mirror		X	X
CLC103345901	Interior Dome Light		X	X
CLC102272601	Outside Mirrors, set of 2		X	X
CLC101994301	Safety Strobe Light, Roof Mounted		X	X
CLC103463501	Sound Insulation Kit		X	X
CLC101994801	Work Lights, Set of 2		X	X
CLCAM1225101	Deluxe Overhead Cab Console		X	X
CLC102966801	Key controlled Headlight Kit		X	X
CLC103602205	Seat Bottom, Bench Wheat		X	X
CLC103456003	Seat Back, Bench Wheat		X	X
CLC102473703	Seats, High back bucket seats - Wheat DS		X	X
CLC102473803	Seats, High back bucket seats - Wheat PS		X	X
CLCAM10685	Rear Facing Flood Light (2 Seat XL version only)		X	X
CLCAM12002	Bed Rails		X	X
CLCAM12012	Organizer Rack rail Mount (2-passenger only) - REQUIRES bed rails		X	X
CLCAM12011	45 degree angle for organizer racks (2-passenger) - REQUIRES bed rails		X	X
CLCAM12003	String Trimmer Racks (holds 2 - REQUIRES 2 mounting brackets and bed rail)		X	X
CLCAM12004	Water Cooler holder (2 passenger only) - REQUIRES mounting bracket and bed rail		X	X
CLCAM12005	Hand Tool Holder - REQUIRES mounting bracket and bed rail		X	X
CLCAM12009	Back Pack Blower 2 seat XL version only - (REQUIRES bed rails)		X	X
CLCAM1217101	Skid Plate, Steel, Rear		X	X
CLCAM1219601	Engine Block Heater - diesel		X	X
CLCAM1221201	V-Bar Tire Chain - 25 in. tires		X	X
CLCAM1225801	Seat Cover, Real Tree (bench seat)		X	X
CLCAM1225701	Seat Cover, Real Tree (bucket seats)		X	X
CLCAM1225901	Headrest Cover, Real Tree		X	X
CLCAM1226001	Bed Cover - Real Tree		X	X
CLCAM1235101	Bed Liner		X	X
CLCAM1226101	Enclosure, Real Tree (2-passenger) a canopy is required to complete the installation of the 3 sided enclosure.		X	X
CLCAM1226201	Enclosure, Real Tree (4-passenger) a canopy is required to complete the installation of the 3 sided enclosure.		X	X
CLC103531001	Air Cleaner Remote Kit	X		
CLC103204201	Alternator, High Output 50 Amp (Kawasaki Gasoline Only)			X

Part #	Description	Scout	Scout XL	
			Diesel	Gas
CLCSVP348101	Rotating Beacon, Post Mount		X	X
CLCSVP348201	Rotating Beacon, Roof Mount		X	X
CLC101770205	Bed Mat - Scout	X		
CLC101770202	Bed Mat - Scout XL		X	X
CLCAM1254201	Boot Guard CV Joint (Aluminum untreated)		X	X
CLCAM1254202	Boot Guard CV Joint (Aluminum black)		X	X
CLC103575001	Fog Lights - Scout	X		
CLC103224201	Fog Lights - Scout XL		X	X
CLC103368501	FOPS Top, Black - 2 Seat		X	X
CLCAM1265901	Enclosure vinyl, 3 sided black a canopy is required to complete the installation of the 3 sided enclosure.	X		
CLCAM1223001	Enclosure vinyl, 3 sided black a canopy is required to complete the installation of the 3 sided enclosure.		X	X
CLCAM1223101	Enclosure vinyl, 3 sided black (4 passenger) a canopy is required to complete the installation of the 3 sided enclosure.		X	X
CLC103212801	Brush Guard in lieu of tube bumper - Scout XL		X	X
CLC103540701	Heater Kit (fuel fired from fuel tank) - Scout	X		
CLCSVP288601	Canopy Top, White (for use with Ambulance unit) - 2 Seat		X	X
CLC101835501	Canopy Top, White (for use with Ambulance unit) - 4 Seat		X	X
CLCSVP285301	Canopy Hardware Kit (for use with ambulance & SPV281501 canopy kit) - 4 Seat		X	X
CLCSVP285401	Canopy Hardware Kit (for use with ambulance & SPV288601 canopy kit) - 2 Seat		X	X
CLC103175503	Cargo Protection Cage, Wheat Head Rest		X	X
CLC103589002	CVT Sealed Kit - Scout	X		
CLC103586401	CV Joint Boot Guard, Plastic (front) - Scout	X		
CLC102482401	CV Joint Boot Guard, Plastic (front) - Scout XL		X	X
CLC103581701	CV Joint Boot Guard, Steel (rear) - Scout	X		
CLC103361401	Dash Board Closeout (rubber seal steering column/control pedals - for cab or heater installation)		X	X
CLCSVO108502	Star of Life Decal (for ambulance units)		X	X
CLC101629006	Spark Arrester, US Forest Service Approved	X		
CLC101629009	Spark Arrester, US Forest Service Approved		X	X
CLCSVP171001	Safety Strobe Light & Post Mount		X	X
CLCAM1232401	Engine, Kawasaki V-Twin Tune up kit		X	X
CLCAM11805	Engine, Kubota Tune up kit		X	X
CLC103307201	High Altitude Carburetor, Kawasaki V-Twin (FH680D 23HP engine) 6,600+ FT			X
CLC103307301	High Altitude Carburetor, Kawasaki V-Twin (FH680D 23HP engine) 3,300-6,600 FT			X
CLC103596701	High Altitude Carburetor, Kawasaki V-Twin (FH680D 23HP engine) 1-3,300 FT			X
CLC103591501	High Altitude Carburetor, B&S 14 HP, 0 - 5,000 FT	X		
CLC103591601	High Altitude Carburetor, B&S 14 HP, 5,000 - 9,000 FT	X		
CLC103591701	High Altitude Carburetor, B&S 14 HP, 9,000 + FT	X		
CLC103590001	STD Light Kit (tail lights, brake lights); required head light kit 726710006	X		
CLC103422301	Deluxe Light Kit (turn signals, tail lights, brake lights & horn kit); required head light kit 726710006	X		

Part #	Description	Scout	Scout XL	
			Diesel	Gas
CLC103199401	STD Light Kit (tail lights, brake lights and horn)		X	X
CLC103199502	Deluxe Light Kit (turn signals, tail lights, brake lights & horn kit)		X	X
CLCSVP120001	Flashing Light System for Ambulance Units		X	X
CLCAM1265801	Mirror, 5 Panel Interior	X	X	X
CLCSVP237001	Muffler Scrubber - Diesel		X	X
CLC102099301	Nerf Bar - 2 Seat		X	X
CLC102890602	Nerf Bar - 4 Seat		X	X
CLCSVP316201	Triple Ball Pintle Hitch Combo	X	X	X
CLCSVP298301	Park Brake Dash Light		X	X
CLC103542601	Receiver Kit, Front	X		
CLC103528101	Receiver Kit, Rear	X		
CLC103273901	Front Receiver Hitch		X	X
CLCSVP129701	Rear Reflectors	X		
CLC103590201	Reverse Warning Buzzer	X		
CLC103354202	Reverse Warning Buzzer		X	X
CLCSVP293402	Reverse Back-up alarm (CLC103354201 reverse warning buzzer)		X	X
CLC103148001	Rock Guard Kit	X		
CLC102925801	Rock Guard, Caliper		X	X
CLC102709701	Rock Guard, Rear Differential		X	X
CLC103455003	Seat Bottom, Bench Wheat	X		
CLCSVP344801	AWD Engine Braking at 12 MPH (requires Speed setMAX AWD 12mph)		X	X
CLCSVP344802	AWD Engine Braking at 15 MPH (requires Speed setMAX AWD 15mph)		X	X
CLCSVP344803	AWD Engine Braking at 19 MPH (requires Speed setMAX AWD 19mph)		X	X
CLCSVP344804	AWD Engine Braking at 22 MPH (requires Speed setMAX AWD 22mph)		X	X
CLCSVP344801	Speed Option, 12 MPH		X	X
CLCSVP344802	Speed Option, 15 MPH		X	X
CLCSVP344803	Speed Option, 19 MPH		X	X
CLCSVP344804	Speed Option, 22 MPH		X	X
CLC103647601	Skid Plate, Steel, Front	X		
CLC103589501	Skid Plate, Aluminum, Center, Center	X		
CLC103575401	Skid Plate, Aluminum, Center, Rear	X		
CLC103326601	Skid Plate Belly Pan		X	X
CLCAM1211002	Skid Plate Front Steel with 4X4 Logo		X	X
CLCSVP08012	Snorkel Kit (vertical air intake)		X	X
CLC1015662	Stake Side Kit, Flat Bed Only		X	X
CLC103199601	Storage Bin, Underhood, Gas Only (not with heater)		X	X
CLC101837502	Tool Box, Cargo Bed Tool Box		X	X

SHIP DIRECT ACCESSORIES FOR CASE IH SCOUT / SCOUT XL						
Part #	Description	Scout	Scout XL		Scout XL	
			Diesel	Gas	Diesel	Gas
CLC101837401	Tool Box, Flat Bed		X			X
CLC103576401	Warm Winch Kit, 2,500 lbs	X				
CLC103253101	Warm Winch Kit, 2,500 lbs (requires wiring harness kit on 4 passenger unit)		X			X
CLCAM1240101	Wiring Harness Extension (required on 4 seater for Winch kit)		X			X
CLC103575601	Windshield, Fold down					
CLC103744701	Windshield, Solid		X			X
CLC103744801	Windshield, Fold down		X			X
CLCSVP345202	SMV Emblem	X	X			X
CLCSVP345702	Engine pre-heat - diesel					X
	Power Steering Kits					
SVP302502	Power steering Kit - Prior to Serial Number YAXCD0140		X			X
SVP302503	Power steering Kit - Must Order Required Accelerator Kit through Parts (see below)		X			X
	Accelerator cable for SVP302503					
CLC103277301	Cable, Accel, AWD, Gas, FH680D		X			X
CLC102498801	Cable, Accelerator, Diesel		X			X
CLC103293301	Cable, Accel, AWD, Gas, FH680D, SE		X			X
CLC102767401	Cable, Accelerator, Diesel, Long		X			X
CLCSVP313201	Hydraulic Brake Switch Kit		X			X
	Other Attachments					
CLCAM10881	Foldable Game/Utility Cart	X	X			X
CLCAM10883	Universal Dump Kit	X	X			X
CLCAM1254401	Ag Sprayer, 40 gal.		X			X
CLCAM10882	Log Splitter		X			X
CLCAM10888	Plow Mount		X			X
CLCAM10889	62" Swisher Plow		X			X
CLCAM10890	Plow Switch Plate		X			X
CLCAM10880	Quadrivator, Swisher		X			X

AGRICULTURAL EQUIPMENT

U.S. PRICE LIST

PULL-TYPE FERTILIZER

PL-100 FT REVISION 18

SAP PRICE LIST 018 CF

EFFECTIVE MAY 16, 2013

THIS IS A COMPLETE REVISION

This price list is intended for dealers with FT contract only.

This Complete Revision includes new or revised information and replaces all prior revisions.

The prices included in this revision supersede any prices established prior to the effective date shown unless specifically identified in a price bulletin as superseding this price list.

Copyright 2013 By

CNH America LLC



GENERAL INFORMATION

ADVANCE FREIGHT

Advance freight will be added to the machinery invoice as a separate net charge for machinery shipped from field locations or from other than specified Ex Works locations.

PRICES

Prices are Ex Works factory, where the goods are manufactured, except where noted. For detailed information concerning prices, please refer to your OPERATING GUIDE.

CONTENTS OF ORGANIZATION

CNH America LLC issues price lists and revisions covering each Case IH contract. The U.S. Price List is published in U.S. funds and the Canadian Price List is published in Canadian funds. Ensure that you are using the correct price list. U.S. or Canada is referenced at the top of each page and the Canadian price lists have a Maple Leaf on the price list cover page.

Freight, duty and sales taxes are NOT included in any wholegoods or attachment prices shown in the price list. Any appropriate freight, duty, Federal, State, and Provincial taxes will be added to the machinery invoice as separate net charges.

PROCEDURE

The price pages for each machine (or group of machines) lists both "Factory Supplied Options" and/or "Factory Supplied Attachments."

Each price list is comprised of the various machines sold under that contract. Each price book section has "Factory Supplied Options" and/or "Factory Supplied Attachments" price pages. When ordering and pricing a machine follow the ordering instructions listed for that machine. Attachments listed following the "Factory Supplied Attachments" heading are available for installation in the field.



GENERAL INFORMATION

DISTRIBUTION OF PRICE LISTS

Price lists and periodic price list revisions will be posted on the Dealer Portal, and distributed electronically when possible.

Printed copies of current price lists, index tabs and binders can be purchased from the Document Management Center (DMC). Orders should be placed only through the DMC web site link located on the Dealer Portal.

Document Management Center (DMC)
2205 Durand Avenue
Racine, WI 53403

DMC customer service:
(for inquiries - not to place orders)
(262)636-7540
Internal E-mail: #NA DMC ORDER CENTER

Complete U.S. Price List is PL-100
Complete Canadian Price List is PLC-100

Periodic price list revisions are usually accompanied by a cover sheet which carries instructions on price page changes and where to insert replacement or new price pages. The revisions are dated and are effective as of that date.



PULL-TYPE FERTILIZER TABLE OF CONTENTS

PULL-TYPE FERTILIZER

NUTRI-PLACER 920	
Standard Features	1
Price List	3
Factory Supplied Attachments	5
NUTRI-PLACER 930	
Standard Features	7
Price List	8
Factory Supplied Attachments	13
NUTRI-PLACER 940	
Standard Features	15
Price List	16
Factory Supplied Attachments	18
NUTRI-PLACER 5300	
Standard Features	19
Price List	20
Factory Supplied Attachments	21
Pull-Hitch on 3-Point Toolbar Chart	23
NUTRI-PLACER 2800	
Standard Features	25
Price List	27
Factory Supplied Attachments	30

**NUTRI-PLACER 920
US PRICE LIST**

(Ex Works Goodfield, IL)

Standard Equipment

TYPICAL USE:

Inject fertilizer beneath the surface into the root zone to avoid residue tie-up and maximize effectiveness

Sidedress clear liquid fertilizer after planting row crops on 30 inch spacing

Pre-plant application with minimal ground disturbance

Inject into standing small grain crops

HITCH SYSTEM:

Single Cat4 clevis

Double 4 in. x 8 in. tube pull frame

Swinging hose stand to keep hydraulic hoses out of the way

Heavy Duty jack - 10,000 lb. capacity

FRAME AND WINGS:

4 in. x 6 in. double rank tubing with fore-aft bracing for the first 19 coulters

Single 4 in. x 6 in. tube out to 23 coulters

Small bolt-on wings to extend from 23 rows to 25 coulters

All versions have parallel linkage for level lift front-to-back; tank remains stationary.

Wings are hydraulic x-fold for narrower transport

Wings follow ground contours from 7 degrees down to unlimited up

Five section wing flex

Outer wing folds over for conversion to 17 coulters applicator

Wing kick up for extra clearance on end rows

25 in. from frame to bottom of coulters

TANK:

Choice of 1650 or 2050 gallon tank

HYDRAULICS:

3000 PSI hydraulic cylinders, hoses and fittings

Male ISO couplers on hydraulic hoses to tractor

Active hydraulic down-pressure to keep coulters in the ground
minimum pressure of 2200 psi

WHEELS AND TIRES:

1650 gallon tank

420/80 R46 LI 159 tires with 10-bolt hub.

11.25" Bolt circle - Standard
120" wheel spacing

380/90 R46 LI 159 tires with 10 bolt hub.

11.25" bolt circle - Optional
120" wheel spacing

2050 gallon tank - Dual

Dual 380/90 R46 LI 149 tires with 10-bolt hub -Standard

13.1875" bolt circle

Duals spaced on 120" & 180" centers

2050 gallon tank - Single

Single 420/80R46 LI170 tires with 10-bolt hub - Standard

13.1875" bolt circle

120" wheel spacing

all sizes have four 20.5-8 x 10 pin-adjust gauge wheels

TRANSPORT:

Manual cylinder stops

Tanks mounted lengthwise for better rearward visibility and stability

Combination warning and tail lights with 7-pin connection

SMV emblem and reflectors

ASAE highway transport chain

**NUTRI-PLACER 920
US PRICE LIST**

**(Ex Works Goodfield, IL)
Standard Equipment**

LIQUID PLUMBING:

Black hose is standard
For use with clear-liquid fertilizers only
Includes convenient 3" rear fill valves
and all hoses / fittings.
Choose between high pressure
injectors (orifice not included) or
liquid knives.
Fittings for row units are stainless steel
8 gallon wash tank
Optional Mount for 5 section Raven
manifold in front of tank
Optional hydraulic driven pump

HYPRO

2" Inlet - 1-1/2" Outlet
212 GPM @ 17GPM HYD oil flow and
40 PSI
133 GPM @ 17GPM HYD oil flow and
110 PSI

TRANSPORT DIMENSIONS:

Width	Height
16 ft. 8 in.	13 ft. 4 in.

Requirements for Operation:

ROW UNITS (coulters, injectors or
knives) come standard with base
Nozzles and orifices are not included

MACHINE WEIGHT

Constant and consistent tongue
weight whether the tank is empty or
full because tanks are centered directly
over the wheels

1650 gallon empty weight

Whole machine: 14,830 lbs
Tongue: 6,300 lbs

2050 gallon empty weight

Whole Machine: 16,930 lbs
Tongue: 6,300 lbs

Recommended tractor is a 200HP

Magnum or larger

**NUTRI-PLACER 920
US PRICE LIST**

(Ex Works Goodfield, IL)

Models

COMMERCIAL MODEL	TANK SIZE	Weight	List Price
NUTRI-PLACER 920	2050-SG	22,500 LB	\$75,059.00
NUTRI-PLACER 920	2050-DL	22,500 LB	\$80,959.00
NUTRI-PLACER 920	1650GA	22,500 LB	\$63,649.00

Factory Supplied Options

Order Code	Description	Weight	List Price
------------	-------------	--------	------------

SPACING PACKAGES

SD_P7601 SPACING PACKAGES

451120	30IN-23 CLTRS W-INJ 30", 23 Coulters, Injectors (folds to 17 row)		No Charge
451121	30IN-23 CLTRS W-KNV 30", 23 Coulters, Knives (folds to 17 row)		\$1,107.00
451122	30IN-25 CLTRS W-INJ 30", 25 Coulters, Injectors (folds to 17 row)		\$1,360.00
451123	30IN-25 CLTRS W-KNV 30", 25 Coulters, Knives (folds to 17 row)		\$2,467.00

TIRES AND WHEELS

SD_16066 WHEELS AND TIRES

451204	420/80R46 LI159 SGL 451204 Standard on 1650 Gallon, Not available on 2050 Gallon		No Charge
451203	380/90R46 LI159 SGL 451203 Optional on 1650 Gallon, Not available on 2050 Gallon		(\$870.00)
451205	420/80R46 LI170 SGL 451205 Standard on the 2050 Gallon Single, Not available on 1650 Gallon		No Charge
451176	380/90R46 LI149 DL Standard on the 2050 Gallon Dual, Not available on 1650 Gallon		No Charge

GROUND DRIVE AND PUMP

SD_20160 LIQUID SUPPLY PUMP

X20160X	No Pump		No Charge
---------	---------	--	-----------

**NUTRI-PLACER 920
US PRICE LIST**

(Ex Works Goodfield, IL)

		451125	Hydraulic Pump			\$1,756.00
--	--	--------	----------------	--	--	------------

OPERATOR'S MANUAL

SD 47122 OPERATOR'S MANUAL

		789513	North American English			No Charge
		789514	North American French			No Charge

**NUTRI-PLACER 920
US PRICE LIST**

(Ex Works Goodfield, IL)

Factory Supplied Attachments

Order Code		Description	Weight	List Price
	47376973	PACKAGE, RAVEN CONTROLLER MOUNT 1 per machine	26 LB	\$124.00
	47394677	PACKAGE ASSY, 25 KNIFE EXT 1 per machine	581 LB	\$1,401.00
	47394679	PACKAGE, 25 INJECTOR EXT 1 per machine	573 LB	\$1,401.00
	47398270	PACKAGE, COULTER KNIFE 1 per row, Includes knife, shims and hardware.	7 LB	\$72.00
	84494407	Liquid Injector Kit 3/8" hose	3 LB	\$72.00

**NUTRI-PLACER 930
US PRICE LIST**

**(Ex Works Goodfield, IL)
Standard Equipment**

TYPICAL USE:

Root Zone Banding of Anhydrous
Ammonia, Liquid or Dry fertilizer,
or combination of any two
Pre-plant or sidedress use

TRANSPORT:

Combination warning and tail lights
with 7-pin connection
SMV emblem and reflectors

HITCH SYSTEM:

27.5 ft. to 32.5 ft.
Category 3 Hitch Clevis
37.5 ft. to 47.5 ft.
Category 4 Hitch Clevis
4 in. x 10 in. pull-frame that attaches
to lateral bars

TRANSPORT DIMENSIONS:

Single-fold Pull-Type:			
Width	Height	Comments	
16 ft. 6 in.	13.6 ft.	135° wing fold	
Double-fold Pull-Type:			
Width	Height	Comments	
18 ft. 6 in.	13.6 ft.	117° wing fold	

FRAME AND WINGS:

4 in. x 6 in. tubing

OPTIONAL REAR HITCH:

Optional heavy-duty hitch with poly
skid plates and manual latch.

WHEELS AND TIRES:

27.5 to 37.5 ft.
Single fold - 12L x 15 FI 8-bolt
w/hyd single gauge wheel
9.5L - 15 FI 6-bolt
42.5 ft.
Double Fold - 12L x 15 FI 8-bolt
w/hyd single gauge wheel
11L - 15 FI 6-bolt
47.5 ft.
Double Fold - 12L x 15 FI 8-bolt
w/hyd tandem gauge wheel
9.5L - 15 FI 6-bolt

OPTIONAL TRIP SHANKS:

Rigid Mounts and HD Spring Mounts
Includes Shanks, Mounts and
required offset brackets
CS Mounts
Includes Shanks, Mounts
20 in. Coulters and required
offset brackets

HYDRAULICS:

3000 PSI hydraulic cylinders, hoses
and fittings
Male ISO couplers on hydraulic hoses
to tractor

Requirements for Operation:

ROW UNITS (coulters, injectors or
knives)

Single Point Depth Control

**NUTRI-PLACER 930
US PRICE LIST**

(Ex Works Goodfield, IL)

Models

COMMERCIAL MODEL	WORKING WIDTH	TRANSPORT	Weight	List Price
NUTRI-PLACER 930	27.5 ft.	Single Folding.	22,500 LB	\$20,120.00
NUTRI-PLACER 930	32.5 ft.	Single Folding.	22,500 LB	\$21,057.00
NUTRI-PLACER 930	37.5 ft.	Single Folding.	22,500 LB	\$23,025.00
NUTRI-PLACER 930	42.5 ft.	Double Folding	22,500 LB	\$27,893.00
NUTRI-PLACER 930	47.5 ft.	Double Folding	22,500 LB	\$35,079.00

Factory Supplied Options

Order Code	Description	Weight	List Price
------------	-------------	--------	------------

SHANKS

SD_P5307 TRIPS LEAD SHANKS

	XP5307X	No selection		No Charge
	451072	Rigid Mount - 30 in. spacing w/1 x 2 shanks		
		if WORKING WIDTH is 27.5 ft.		\$1,247.00
		if WORKING WIDTH is 32.5 ft.		\$1,700.00
		if WORKING WIDTH is 37.5 ft.		\$2,091.00
		if WORKING WIDTH is 42.5 ft.		\$3,461.00
		if WORKING WIDTH is 47.5 ft.		\$3,697.00
	451073	Rigid Mount - 15 in. spacing w/1 x 2 shanks		
		if WORKING WIDTH is 27.5 ft.		\$2,380.00
		if WORKING WIDTH is 32.5 ft.		\$2,833.00
		if WORKING WIDTH is 37.5 ft.		\$3,286.00
		if WORKING WIDTH is 42.5 ft.		\$5,347.00
		if WORKING WIDTH is 47.5 ft.		\$6,483.00
	451074	HD Spring mount - 30" spacing w/1 x 2 shanks		
		if WORKING WIDTH is 27.5 ft.		\$2,380.00
		if WORKING WIDTH is 32.5 ft.		\$3,245.00
		if WORKING WIDTH is 37.5 ft.		\$3,431.00
		if WORKING WIDTH is 42.5 ft.		\$5,283.00
		if WORKING WIDTH is 47.5 ft.		\$5,733.00
	451075	HD Spring mount - 15" spacing w/1 x 2 shanks		
		if WORKING WIDTH is 27.5 ft.		\$4,543.00

**NUTRI-PLACER 930
US PRICE LIST**

(Ex Works Goodfield, IL)

		if WORKING WIDTH is 32.5 ft.		\$5,409.00
		if WORKING WIDTH is 37.5 ft.		\$6,274.00
		if WORKING WIDTH is 42.5 ft.		\$8,884.00
		if WORKING WIDTH is 47.5 ft.		\$10,448.00
	451076	Rigid CS mount - 30" spacing w/1 x 2 shanks		
		if WORKING WIDTH is 27.5 ft.		\$5,383.00
		if WORKING WIDTH is 32.5 ft.		\$6,361.00
		if WORKING WIDTH is 37.5 ft.		\$7,340.00
		if WORKING WIDTH is 42.5 ft.		\$10,046.00
		if WORKING WIDTH is 47.5 ft.		\$11,064.00
	451077	Rigid CS mount - 15" spacing w/1 x 2 shanks (incl 20 in. coulter)		
		if WORKING WIDTH is 27.5 ft.		\$10,276.00
		if WORKING WIDTH is 32.5 ft.		\$12,234.00
		if WORKING WIDTH is 37.5 ft.		\$14,191.00
		if WORKING WIDTH is 42.5 ft.		\$18,919.00
		if WORKING WIDTH is 47.5 ft.		\$20,955.00
	451078	Rigid CS mount - 20" spacing w/1 x 2 shanks (incl 20 in. coulter)		
		if WORKING WIDTH is 27.5 ft.		\$10,235.00
		if WORKING WIDTH is 32.5 ft.		\$11,214.00
		if WORKING WIDTH is 37.5 ft.		\$12,192.00
		if WORKING WIDTH is 42.5 ft.		\$14,719.00
		if WORKING WIDTH is 47.5 ft.		\$16,401.00
	451079	HD Spring CS mount -30" spac w/1 x 2 shanks (incl 20 in. coulter)		
		if WORKING WIDTH is 27.5 ft.		\$5,949.00
		if WORKING WIDTH is 32.5 ft.		\$7,031.00
		if WORKING WIDTH is 37.5 ft.		\$8,113.00
		if WORKING WIDTH is 42.5 ft.		\$10,957.00
		if WORKING WIDTH is 47.5 ft.		\$12,082.00
	451080	HD Spring CS mount -15" spac w/1 x 2 shanks (incl 20 in. coulter)		
		if WORKING WIDTH is 27.5 ft.		\$11,358.00
		if WORKING WIDTH is 32.5 ft.		\$13,521.00
		if WORKING WIDTH is 37.5 ft.		\$15,685.00
		if WORKING WIDTH is 42.5 ft.		\$20,687.00
		if WORKING WIDTH is 47.5 ft.		\$22,938.00
	451081	HD Spring CS mount -20" spac w/1 x 2 shanks (incl 20 in. coulter)		
		if WORKING WIDTH is 27.5 ft.		\$11,111.00
		if WORKING WIDTH is 32.5 ft.		\$12,192.00
		if WORKING WIDTH is 37.5 ft.		\$13,274.00
		if WORKING WIDTH is 42.5 ft.		\$16,058.00
		if WORKING WIDTH is 47.5 ft.		\$17,848.00
	451082	HCS Shank Assembly - 30" 30 in. spacing		

**NUTRI-PLACER 930
US PRICE LIST**

(Ex Works Goodfield, IL)

		if WORKING WIDTH is 27.5 ft.			\$6,516.00
		if WORKING WIDTH is 32.5 ft.			\$8,319.00
		if WORKING WIDTH is 37.5 ft.			\$8,885.00
		if WORKING WIDTH is 42.5 ft.			\$12,618.00
		if WORKING WIDTH is 47.5 ft.			\$13,829.00
	451083	HCS Shank Assembly - 15" 15 in. spacing			
		if WORKING WIDTH is 27.5 ft.			\$12,440.00
		if WORKING WIDTH is 32.5 ft.			\$14,809.00
		if WORKING WIDTH is 37.5 ft.			\$17,179.00
		if WORKING WIDTH is 42.5 ft.			\$21,791.00
		if WORKING WIDTH is 47.5 ft.			\$24,920.00

HITCH

SD_41039 HITCH

	X41039X	No hitch			No Charge
	424949	Constant level rear hitch			\$2,947.00

TIRES AND WHEELS

SD_16066 WHEELS AND TIRES

For 27.5 ft. to 37.5 ft.					
	451064	Single fold-12.5Lx15 FI 8-Bolt w/ hyd single gauge wheel 9.5L x 15 FI 6-Bolt			No Charge
	451065	Single fold - 11Lx15 FI 6-Bolt w/ hyd tandem gauge wheel 9.5L x 15 FI 6-Bolt			\$2,833.00
For 42.5 ft.					
	451066	Double fold 12.5Lx15 FI 8-Bolt w/ hyd single gauge wheel 11L x 15 FI 6-Bolt			No Charge
For 42.5 ft. to 47.5 ft.					
	451067	Double fold - 12Lx15 FI 8-Bolt w/ hyd tandem gauge wheel 9.5Lx15 FI 6-Bolt			
		if WORKING WIDTH is 47.5 ft.			No Charge
		if WORKING WIDTH is 42.5 ft.			\$4,019.00

COULTERS

SD_P5301 FRONT MOUNT DISKS OR COULTERS

	XP5301X	No Selection			No Charge
	451070	20" Std mount - 30" spacing			
		if WORKING WIDTH is 27.5 ft.			\$3,853.00
		if WORKING WIDTH is 32.5 ft.			\$4,553.00
		if WORKING WIDTH is 37.5 ft.			\$5,254.00

**NUTRI-PLACER 930
US PRICE LIST**

(Ex Works Goodfield, IL)

		if WORKING WIDTH is 42.5 ft.		\$6,194.00
		if WORKING WIDTH is 47.5 ft.		\$6,923.00
	451071	24" Std mount - 30" spacing		
		if WORKING WIDTH is 27.5 ft.		\$4,193.00
		if WORKING WIDTH is 32.5 ft.		\$4,955.00
		if WORKING WIDTH is 37.5 ft.		\$5,676.00
		if WORKING WIDTH is 42.5 ft.		\$6,740.00
		if WORKING WIDTH is 47.5 ft.		\$7,533.00

SEALERS

SD_P5309 SEALERS

	XP5309X	No sealers		No Charge
	451084	14" Disk Sealer - 30" spacing for 1 x 2 shank, 30 in. spacing		
		if WORKING WIDTH is 27.5 ft.		\$3,060.00
		if WORKING WIDTH is 32.5 ft.		\$3,616.00
		if WORKING WIDTH is 37.5 ft.		\$4,172.00
		if WORKING WIDTH is 42.5 ft.		\$4,919.00
		if WORKING WIDTH is 47.5 ft.		\$5,497.00
	451085	14" Disk Sealer - 20" spacing for 1 x 2 shank, 20 in. spacing		
		if WORKING WIDTH is 27.5 ft.		\$4,729.00
		if WORKING WIDTH is 32.5 ft.		\$5,285.00
		if WORKING WIDTH is 37.5 ft.		\$5,841.00
		if WORKING WIDTH is 42.5 ft.		\$7,233.00
		if WORKING WIDTH is 47.5 ft.		\$7,812.00
	451086	18" Disk Sealer - 30" spacing for 1 x 2 shank, dull blades, 30 in. spacing		
		if WORKING WIDTH is 27.5 ft.		\$4,760.00
		if WORKING WIDTH is 32.5 ft.		\$5,625.00
		if WORKING WIDTH is 37.5 ft.		\$6,490.00
		if WORKING WIDTH is 42.5 ft.		\$7,651.00
		if WORKING WIDTH is 47.5 ft.		\$8,551.00
	451088	18" Disk Sealer - 30" spacing for 1 x 2 shank, notched blades, 30 in. spacing		
		if WORKING WIDTH is 27.5 ft.		\$4,873.00
		if WORKING WIDTH is 32.5 ft.		\$5,759.00
		if WORKING WIDTH is 37.5 ft.		\$6,645.00
		if WORKING WIDTH is 42.5 ft.		\$7,833.00
		if WORKING WIDTH is 47.5 ft.		\$8,755.00
	451097	18" Disk Sealer HCS - dull for HCS shank, dull blades, 30 in. spacing		
		if WORKING WIDTH is 27.5 ft.		\$4,760.00
		if WORKING WIDTH is 32.5 ft.		\$5,625.00
		if WORKING WIDTH is 37.5 ft.		\$6,490.00
		if WORKING WIDTH is 42.5 ft.		\$7,651.00

**NUTRI-PLACER 930
US PRICE LIST**

(Ex Works Goodfield, IL)

		if WORKING WIDTH is 47.5 ft.			\$8,551.00
	451098	18" Disk Sealer HCS - notched for HCS shank, notched blades, 30 in. spacing			
		if WORKING WIDTH is 27.5 ft.			\$4,873.00
		if WORKING WIDTH is 32.5 ft.			\$5,759.00
		if WORKING WIDTH is 37.5 ft.			\$6,645.00
		if WORKING WIDTH is 42.5 ft.			\$7,833.00
		if WORKING WIDTH is 47.5 ft.			\$8,755.00

FERTILIZER

SD_P9801 FERTILIZER

	XP9801X	No selection			No Charge
	451068	NH3 rear mount kit - single			\$578.00
	451069	NH3 rear mount kit - double			\$830.00

OPERATOR'S MANUAL

SD_47122 OPERATOR'S MANUAL

	789514	North American French			No Charge
	789513	North American English			No Charge

OTHER EQUIPMENT

SD_50068 CAST CLEVIS HITCH

For 27.5 ft. to 32.5 ft.					
	451061	Category 3 hitch clevis Up to 248 PTO hp/292 Engine hp			No Charge
For 37.5 ft. to 47.5 ft.					
	451062	Category 4 hitch clevis Up to 402 PTO hp/473 Engine hp			No Charge
For 42.5 ft. to 47.5 ft.					
	451063	Category 5 hitch clevis Up to 671 PTO hp/789 Engine hp			\$252.00

**NUTRI-PLACER 930
US PRICE LIST**

(Ex Works Goodfield, IL)

Factory Supplied Attachments

Order Code	Description	Weight	List Price
------------	-------------	--------	------------

Miscellaneous

84482389	Kit, AA Routing Mounts, 3X6 (10)	20 LB	\$89.00
84482383	Kit, AA Routing Mounts, 4X6 (10)	20 LB	\$89.00
84482394	Kit, AA Coiling Mounts, 4X6 (10)	28 LB	\$117.00
04660310	Regulator stand	1 LB	\$32.00
84421750	Bar Assy, Extension, Front	89 LB	\$364.00
84421751	Bar Assy, Extension, Rear	81 LB	\$332.00
84482362	NH ³ Rear Mount Kit - Single Arm	26 LB	\$242.00
84482376	NH ³ Rear Mount Kit - Double Arm	45 LB	\$332.00
84414359	Narrow rear hitch for pull type bar	607 LB	\$2,947.00
84471427	Package, Extension Bar	76 LB	\$643.00
P5430428	28 inch wing extension (pair) for use with 27.5 and 32.5 foot single-fold pull-type only	393 LB	\$831.00

Sealers

84394772	Frame Assy, 14 in Spring Sealer	40 LB	\$306.00
84299644	Frame with Assy, 18 HCS Notched blade	67 LB	\$493.00
84299712	Frame with Assy, 18 HCS Dull blade	67 LB	\$471.00
84394333	Frame Assy, Sealer 18 in Dull Blade For 1 x 2 shank	64 LB	\$471.00
84399997	Frame Assy, Sealer 18 in Notched Blade For 1 x 2 shank	60 LB	\$493.00

Shanks

84397613	Shank Assy, HCS for 4 x 6 Mount	135 LB	\$643.00
84401004	Shank Assy, Rigid for 4x6 tube	38 LB	\$123.00
84394330	Shank Assy, Spring HD	73 LB	\$242.00
84401005	Shank Assy, Rigid CS w/20in Coultter	126 LB	\$536.00
84399666	Shank Assy, Spring CS w/20in Coultter	158 LB	\$590.00

Coulters

84371554	Coultter Assembly, Straight 24in with 4x6 mount	101 LB	\$396.00
84371648	Coultter Assembly, Straight 20in with 4x6 mount	87 LB	\$364.00

Knives

33607001	Tuff One II without sealer 3/8" tube	7 LB	\$36.00
33607002	Tuff One II with sealer 3/8" tube	7 LB	\$41.00
33607003	Tuff One II without sealer 1/2" tube	7 LB	\$40.00
33607004	Tuff One II with sealer 1/2" tube	7 LB	\$44.00
33607135	Mole Knife With 3/8 in. tube Order quantity as required	7 LB	\$57.00

**NUTRI-PLACER 930
US PRICE LIST**

(Ex Works Goodfield, IL)

Liquid

	05310021	Liquid injector kit 3/8" w/check Nozzle required, not supplied	6 LB		\$79.00
	84482472	Liquid 20" coulter assembly, w/4x6 mount	99 LB		\$445.00
	84484127	Package, Extension Bar, Ground Drive	88 LB		\$349.00
	84485166	Package, Grnd Drv Mount, Less Pump	234 LB		\$1,715.00
	84485169	Package, Grnd Drv w/ JB NGP 7055 SP	309 LB		\$3,751.00
	84485170	Package, Grnd Drv w/ JB NGP 9055 DP	359 LB		\$4,715.00
	P5280010	Liquid coulter knife kit 3/8" w/check Oriffice required, not supplied	7 LB		\$148.00

NUTRI-PLACER 940
US PRICE LIST

(Ex Works Goodfield, IL)
Standard Equipment

TYPICAL USE:

Root Zone Banding of Anhydrous
Ammonia, Liquid or Dry fertilizer, or
combination of any two

HITCH SYSTEM:

Pull-type narrow profile with
6 in. x 10 in. tubing
Class V Perfect Hitch
Pull-type units have swinging
hose stand to keep hydraulic hoses
out of the way

FRAME AND WINGS:

6 in. x 6 in. tubing with
welded cross/support tubes

HYDRAULICS:

3000 PSI hydraulic cylinders,
hoses and fittings
Requires two tractor remote valves
to function
Flow divider in fold circuit for even
transport folding

WHEELS AND TIRES:

Tires and hubs are fully rated for loads
Walking tandems for main frame
16.5 x 16.1 14PR
Walking tandems for wings
12.5L-15 10PR
Pin adjust Gauge wheel
20.5-8 load range D

TRANSPORT:

SMV emblem and reflectors
Gravitational outer and mid wing locks
60,000 lb. Safety chain
Combination warning and tail lights with
7-pin connection

TRANSPORT DIMENTIONS:

Pull type 50 - 65 ft.:
Width Height
18 ft. 9 in. 13 ft. 9 in.

**NUTRI-PLACER 940
US PRICE LIST**

(Ex Works Goodfield, IL)

Models

COMMERCIAL MODEL	WORKING WIDTH	Weight	List Price
NUTRI-PLACER 940	50 ft.	22,500 LB	\$63,598.00
NUTRI-PLACER 940	60 ft.	22,500 LB	\$67,083.00
NUTRI-PLACER 940	65 ft.	22,500 LB	\$70,558.00

Factory Supplied Options

Order Code	Description	Weight	List Price
------------	-------------	--------	------------

SHANKS

SD_P5307 TRIPS LEAD SHANKS

XP5307X	No selection		No Charge
50 ft.			
424985	20-HCS Shank Assembly		\$12,324.00
60 ft.			
424951	24-HCS shank assembly, 60ft.		\$14,788.00
424953	47-HCS shank assembly, 60ft.		\$34,029.00
65 ft.			
424952	26-HCS shank assembly, 65ft.		\$16,020.00
424954	51-HCS shank assembly, 65ft.		\$34,672.00

MACHINE LEVELING

SD_50113 MACHINE LEVELING

424948	turnbuckle fore-aft leveling		No Charge
--------	------------------------------	--	-----------

TIRES AND WHEELS

SD_16066 WHEELS AND TIRES

424947	16.5L x 16.1 14PR MF 12.5L x 15 wing tires		No Charge
451060	16.5L x 16.1 FI (E) MF - FI 12.5L x 15 wing tires		\$1,155.00

**NUTRI-PLACER 940
US PRICE LIST**

(Ex Works Goodfield, IL)

COULTERS AND MOUNTS

SD_P5301 FRONT MOUNT DISKS OR COULTERS

	XP5301X	No Selection no trips and shanks			No Charge
	424950	24 in. coulters and mounts			
		if WORKING WIDTH is 50 ft.			\$8,110.00
		if WORKING WIDTH is 60 ft.			\$9,733.00
		if WORKING WIDTH is 65 ft.			\$10,544.00

REAR HITCH

SD_41039 HITCH

	X41039X	No hitch			No Charge
	424949	Constant level rear hitch			\$2,947.00

ANHYDROUS EQUIPMENT REAR MOUNTING KIT

SD_P9801 FERTILIZER

	XP9801X	No selection No rear mount - fertilizer equipment			No Charge
	789632	Rear mounting kit NH3			\$1,311.00

OPERATOR'S MANUAL

SD_47122 OPERATOR'S MANUAL

	789513	North American English			No Charge
	789514	North American French			No Charge

OTHER EQUIPMENT

SD_P5309 SEALERS

	XP5309X	No sealers			No Charge
	424955	18" Disk Sealer-HCS notched			
		if WORKING WIDTH is 50 ft.			\$9,216.00
		if WORKING WIDTH is 60 ft.			\$11,059.00
		if WORKING WIDTH is 65 ft.			\$11,981.00
	424956	18" Disk Sealer-HCS dull			
		if WORKING WIDTH is 50 ft.			\$9,002.00
		if WORKING WIDTH is 60 ft.			\$10,802.00
		if WORKING WIDTH is 65 ft.			\$11,701.00

**NUTRI-PLACER 940
US PRICE LIST**

(Ex Works Goodfield, IL)

Factory Supplied Attachments

Order Code	Description	Weight	List Price
------------	-------------	--------	------------

Miscellaneous

84482389	Kit, AA Routing Mounts, 3X6 (10)	20 LB	\$89.00
84482383	Kit, AA Routing Mounts, 4X6 (10)	20 LB	\$89.00
84483125	Kit, AA Routing Mount 6x6 (10)	23 LB	\$89.00
84482394	Kit, AA Coiling Mounts, 4X6 (10)	28 LB	\$117.00
84483126	Kit, AA Coiling Mount 6x6 (10)	30 LB	\$130.00
84474975	KIT for Frame Conversion - NP 940 50ft to 60ft - does not include row units	966 LB	\$3,519.00
84360233	Package 25.75" Offset mount, long for 6x6 tube	105 LB	\$471.00
84410631	Package 15.6" Offset mount, short for 6x6 tube	103 LB	\$456.00
84474319	Package stub wing, 940 Pair	99 LB	\$428.00
84474323	Pair gauge wheels	240 LB	\$1,393.00

Coulters

84379516	Coulter Assembly, Straight 24in with 6x6 mount	104 LB	\$407.00
84379592	24" Coulter Assy, LH Offset for 6x6 tube	104 LB	\$418.00
84379593	24" Coulter Assy, RH Offset for 6x6 tube	104 LB	\$418.00

Knives

33607001	Tuff One II without sealer 3/8" tube	7 LB	\$36.00
33607002	Tuff One II with sealer 3/8" tube	7 LB	\$41.00
33607003	Tuff One II without sealer 1/2" tube	7 LB	\$40.00
33607004	Tuff One II with sealer 1/2" tube	7 LB	\$44.00
33607135	Mole Knife With 3/8 in. tube Order quantity as required	7 LB	\$57.00

Sealers

84299644	Frame with Assy, 18 HCS Notched blade	67 LB	\$493.00
84299712	Frame with Assy, 18 HCS Dull blade	67 LB	\$471.00

Shanks

84397624	Shank Assy, HCS for 6 x 6 Mount	135 LB	\$643.00
----------	---------------------------------	--------	----------

NUTRI-PLACER 5300
US PRICE LIST

(Ex Works Goodfield, IL)
Standard Equipment

TYPICAL USE:

Root Zone Banding of Anhydrous
Ammonia, Liquid or Dry fertilizer, or
combination of any two
Pre-plant or sidedress use

HITCH SYSTEM:

Mounted have Cat II / III 3-point hitch

FRAME AND WINGS:

4 in. x 6 in. tubing
Mounted units have double-bar 27 in.
rank and offset U-Channels for
added strength
Mounted units 32.5 foot and smaller
have 13 in. 8 ft. mainframe while
37.5 foot unit has 16 ft. 2 in.
mainframe

HYDRAULICS:

3000 PSI hydraulic cylinders, hoses
and fittings
Male ISO couplers on hydraulic hoses
to tractor

TRANSPORT:

Combination warning and tail lights with
7-pin connection
SMV emblem and reflectors
Mounted units have optional in-line
transport system

TRANSPORT DIMENSIONS:

Mounted 22.5 ft & up:
Width Height
17 ft. 3 in. 12 ft. (max)

Requirements for Operation:

ROW UNITS (coulters, injectors or
knives), ORDER FROM FACTORY
SUPPLIED ACCESSORIES

**NUTRI-PLACER 5300
US PRICE LIST**

(Ex Works Goodfield, IL)
Models

COMMERCIAL MODEL	WORKING WIDTH	TRANSPORT	Weight	List Price
NUTRI-PLACER 5300	22.5 ft.	3-Point Mounted	12,000 LB	\$6,996.00
NUTRI-PLACER 5300	27.5 ft.	3-Point Mounted	12,000 LB	\$7,551.00
NUTRI-PLACER 5300	32.5 ft.	3-Point Mounted	12,000 LB	\$7,945.00
NUTRI-PLACER 5300	37.5 ft.	3-Point Mounted	12,000 LB	\$8,950.00

Factory Supplied Options

Order Code	Description	Weight	List Price
------------	-------------	--------	------------

TIRES AND WHEELS

SD_16066 WHEELS AND TIRES

3-Point Mounted Toolbar			
	789649	Pin adjust gauge wheels	No Charge
	789650	In-line transport wheels	\$1,933.00

REAR HITCH

SD_41039 HITCH

	X41039X	No hitch	No Charge
	789501	Rear hitch assembly	\$674.00
	789572	Narrow hitch - for even rows	\$970.00

ANHYDROUS EQUIPMENT REAR MOUNTING KIT

SD_P9801 FERTILIZER

	XP9801X	No selection	No Charge
	789632	Rear mounting kit NH3	\$164.00

OPERATOR'S MANUAL

SD_47122 OPERATOR'S MANUAL

	789513	North American English	No Charge
	789514	North American French	No Charge

**NUTRI-PLACER 5300
US PRICE LIST**

**(Ex Works Goodfield, IL)
Factory Supplied Attachments**

Order Code	Description	Weight	List Price
------------	-------------	--------	------------

Coulters

84371554	Coulter Assembly, Straight 24in w/std mount	101 LB	\$396.00
84371648	Coulter Assembly, Straight 20in w/std mount	87 LB	\$364.00
47511841	Left and Right offset coulter mounts with 20" coulters	188 LB	\$840.00
47511844	Left and Right offset coulter mounts with 24" coulters	206 LB	\$840.00

Sealers

84394772	Frame Assy, 14 in Spring Sealer	40 LB	\$306.00
84299644	Frame with Assy, 18 HCS Notched blade	67 LB	\$493.00
84299712	Frame with Assy, 18 HCS Dull blade	67 LB	\$471.00
84394333	Frame Assy, Sealer 18 in Dull Blade For 1 x 2 shank	64 LB	\$471.00
84399997	Frame Assy, Sealer 18 in Notched Blade For 1 x 2 shank	60 LB	\$493.00

Shanks

84397613	Shank Assy, HCS for 4 x 6 Mount	135 LB	\$643.00
84401004	Shank Assy, Rigid for 4x6 tube	38 LB	\$123.00
84394330	Shank Assy, Spring HD	73 LB	\$242.00
84401005	Shank Assy, Rigid CS w/20" Coulter	126 LB	\$536.00
84399666	Shank Assy, Spring CS w/20" Coulter	158 LB	\$590.00

Knives

33607002	Tuff One II with sealer 3/8" tube	7 LB	\$41.00
33607001	Tuff One II without sealer 3/8" tube	7 LB	\$36.00
33607004	Tuff One II with sealer 1/2" tube	7 LB	\$44.00
33607003	Tuff One II without sealer 1/2" tube	7 LB	\$40.00
33607135	Mole Knife With 3/8 in. tube Order quantity as required	7 LB	\$57.00

Liquid Accessories

05310021	Liquid injector kit 3/8" w/check Order quantity as needed per row Nozzel required, not supplied	6 LB	\$79.00
P5280010	Liquid coulter knife kit 3/8" w/check Oriffice required, not supplied	7 LB	\$148.00
84482472	Liquid 20" coulter assembly, w/4x6 mount	99 LB	\$445.00
84485166	Package, Grnd Drv Mount, Less Pump	234 LB	\$1,715.00
84485169	Package, Grnd Drv w/ JB NGP 7055 SP	309 LB	\$3,751.00
84485170	Package, Grnd Drv w/ JB NGP 9055 DP	359 LB	\$4,715.00

**NUTRI-PLACER 5300
US PRICE LIST**

(Ex Works Goodfield, IL)

Miscellaneous Attachments

	04660310	Regulator stand	1 LB		\$32.00
	87451493	NH support kit 3 point mounted toolbar	86 LB		\$158.00
	P5430400	Side dress gauge wheel bracket With hardware (may require 2, consult factory)	53 LB		\$253.00

3-Point Mounted Toolbar

	P5233000	Pull hitch attachment For mounted toolbar	148 LB		\$4,214.00
	P0239070	Parking stand, bolt-on For mounted toolbar	45 LB		\$118.00
	P5530005	Pin-adjust wheels for 5300	90 LB		\$826.00
	P5530600	In-line transport assembly	536 LB		\$2,688.00
	84421750	Bar Assy, Extension, Front	89 LB		\$364.00
	84421751	Bar Assy, Extension, Rear	81 LB		\$332.00

Standard Hitch

	P6325110	For 3-point mounted toolbar	90 LB		\$649.00
--	----------	-----------------------------	-------	--	----------

Narrow Hitch

	P6325120	Narrow Hitch - Mounted	90 LB		\$934.00
--	----------	------------------------	-------	--	----------

Prices exclude any applicable surcharges.

A PULL-HITCH on a Nutri-Placer 5300 3-point toolbar may need offset bars or C-S mountings

Nutri-Placer 5300 3-point with a pull hitch and the following accessories:

Part Number	Description	20" coulter, Uni-sealer, & shank	20" coulter, Double Disk sealer & shank	Uni-Sealer & shank	Double Disk Sealer & shank	20" coulter & shank	Shank ONLY	*24" coulter & shank
84421751	Offset Bar 4x6	2 needed	2 of either or: with standard coulter mtgs use offset bar	2 needed	not needed	2 offset bars	not needed	2 needed
**	C-S mounting	2 needed		NA	NA	or 2 C-S Mts	not needed	NA

** 84401005 or 84399666

NA= not applicable

NOTES:

1. The offset bars or C-S mountings are used in front of the pull-hitch lift wheels.
2. To sidedress, NO shanks can be mounted on the back tube in front of the lift wheel.
3. With a 24" coulter on the offset bar and the shank on the front tube of the unit, a Uni-Sealer CANNOT be used because it will hit the tire on the lift wheel of the pull-hitch.
4. When specifying 18" sealers, a 14" sealer is required on the center shank of an odd-row configuration for HD Spring mounts.
5. When specifying 18" sealers with in-line transport, a 14" sealer is required for clearance by the inline transport or the 18" sealer will need to be removed for transport.

**NUTRI-PLACER 2800
US PRICE LIST**

(Ex Works Goodfield, IL)

Standard Equipment

TYPICAL USE:

Inject fertilizer beneath the surface into the root zone to avoid residue tie-up and maximize effectiveness
Sidedress clear liquid fertilizer after planting row crops, with 30 in., 36 in., 38 in., or 40 in. row spacing
Pre-plant application with minimal ground disturbance
Inject into standing small grain crops

HITCH SYSTEM:

Combination single/double clevis
850/1,000 gallon version has 4 in. x 4 in. pull frame
1,300 gallon version has 4 in. x 8 in. pull frame
Swinging hose stand to keep hydraulic hoses out of the way

FRAME AND WINGS:

850/1,000 gallon version has 4 in. x 4 in. tubing, double rank for the first 7 coulters
1,300 gallon version has 4 in. x 6 in. tubing and double rank with diagonal bracing for the first 11 coulters
All versions have parallel linkage for level lift front-to-back; tank remains stationary.
Constant and consistent tongue weight whether the tank is empty or full because tanks are centered directly over the wheels.
Wings are hydraulic fold for narrower transport
1,300 gallon version wings follow ground contours from 6 degrees down to 30 degrees up;
Outer wing folds backwards for transport
25 in. of crop clearance to frame

HYDRAULICS:

3000 PSI hydraulic cylinders, hoses and fittings
Male ISO couplers on hydraulic hoses to tractor
1,300 gallon version has patented 1000 psi active hydraulic down-pressure to keep coulters in the ground

WHEELS AND TIRES:

Tires and hubs are fully rated for loads
850 gallon version has 14L - 16.1 12PR tires with 8-bolt hub; choose from adjustable wheel spacing from 62 in. to 80 in., or fixed 120 in. spacing
1,000 gallon version has 320/85 R38 tires with 8-bolt hub on fixed 120 in. spacing
1,300 gallon version has 420/80 R46 tires with 10-bolt hub and 20.5 x 8 pin-adjust gauge wheels; adjustable wheel spacing of 120 in., 144 in. and 156 in.

TRANSPORT:

Manual cylinder stops
Tanks mounted lengthwise for better rearward visibility
Combination warning and tail lights with 7-pin connection
SMV emblem and reflectors
ASAE highway transport chain

NUTRI-PLACER 2800
US PRICE LIST

(Ex Works Goodfield, IL)
Standard Equipment

LIQUID PLUMBING:

For use with clear-liquid fertilizers only
Includes convenient rear fill valves and
all hoses / fittings.

Choose between high pressure
injectors (nozzle not included) or
liquid knives (orifice not included).
Check valves and fittings for row units
are stainless steel

Optional Ground Drive with Dyna-trak
tire, stainless-steel drive chain, and
optional ground driven pump

TRANSPORT DIMENSIONS:

850/1,000 gallon version:
Width Height
12 ft. 4 in. 9 ft. 8 in.

1,300 gallon version:
Width Height
12 ft. 6 in. 13 ft.

Requirements for Operation:
ROW UNITS (coulters, injectors or
knives), ORDER FROM FACTORY
SUPPLIED ACCESSORIES

**NUTRI-PLACER 2800
US PRICE LIST**

(Ex Works Goodfield, IL)

Models

COMMERCIAL MODEL	WORKING WIDTH	TANK SIZE	Weight	List Price
NUTRI-PLACER 2800	17.5 ft.	850/1000 GALLONS	10,000 LB	\$12,441.00
NUTRI-PLACER 2800	22.5 ft.	850/1000 GALLONS	10,000 LB	\$12,647.00
NUTRI-PLACER 2800	27.5 ft.	1300 GALLONS	15,000 LB	\$30,416.00
NUTRI-PLACER 2800	27.5 ft.	850/1000 GALLONS	10,000 LB	\$12,735.00
NUTRI-PLACER 2800	37.5 ft.	1300 GALLONS	15,000 LB	\$31,722.00

Factory Supplied Options

Order Code	Description	Weight	List Price
------------	-------------	--------	------------

TIRES AND WHEELS

SD_16066 WHEELS AND TIRES

789619	850 gal appl w/adj spacing Transport w/adjustable spacing 62-80 in.		No Charge
789620	850 gal appl w/fixed spacing Transport w/fixed spacing 120 in.		\$206.00
789621	1,000 gallon applicator Transport w/fixed spacing 120 in.		\$2,871.00
789622	1,300 gallon applicator Transport w/adjustable spacing, 120 in., 144 in. and 156 in. 420/80 R46 tires, 10 bolt, 20.5 x 8 pin adj. gauge wheels		No Charge

TANK, TANK MOUNT AND TANK PLUMBING

SD_P6601 TANK MOUNT

850 Gallon Tank			
424973	850 Gallon - Single Pump Tank mount and tank plumbing		No Charge
424974	850 Gallon - Double Pump Tank mount and tank plumbing		\$77.00
1,000 Gallon Tank			
424975	1000 Gallon - Single Pump Tank mount and tank plumbing		\$383.00
424976	1000 Gallon - Double Pump Tank mount and tank plumbing		\$460.00

**NUTRI-PLACER 2800
US PRICE LIST**

(Ex Works Goodfield, IL)

1,300 Gallon Tank				
	424977	1300 Gallon - Double Pump Tank mount and tank plumbing		No Charge

GROUND DRIVE AND PUMP

SD_20160 LIQUID SUPPLY PUMP				
	X20160X	No Pump		No Charge
850/1,000 Gallon Applicator				
	424964	Ground drive with NGP 7055 Single piston pump		\$3,486.00
	424965	Ground drive with NGP 9055 DR Double piston pump.		\$4,369.00
	424966	Ground drive less pump for 850 and 1,000 Gallon Applicator		\$1,355.00
1,300 Gallon Applicator				
	451186	Ground drive w/ NGP 9055 DR Double piston pump. 1,300 gallon applicator includes extension bar.		\$4,960.00
	451187	Ground drive less pump. For 1,300 Gallon Applicator		\$1,947.00

HOSE KITS FOR DISTRIBUTION

SD_P6001 FEEDING SYSTEM				
	424978	Manifold, hose & gauge kit 7 7 Coulters		
		if LIQUID SUPPLY PUMP is Ground drive with NGP 7055		No Charge
		if LIQUID SUPPLY PUMP is Ground drive with NGP 9055 DR		\$77.00
	424979	Manifold,hose &gauge kit 9-11 9 or 11 Coulters		
		if TANK MOUNT is 850 Gallon - Single Pump or TANK MOUNT is 1000 Gallon - Single Pump		\$69.00
		if TANK MOUNT is 850 Gallon - Double Pump or TANK MOUNT is 1000 Gallon - Double Pump		\$147.00
	424982	Manifold,hose &gauge kit 9-15 9-15 Coulters		No Charge
	XP6001X	No Feeding system No feeding system		
		if TANK SIZE is 850/1000 GALLONS		(\$398.00)
		if TANK SIZE is 1300 GALLONS		(\$541.00)

**NUTRI-PLACER 2800
US PRICE LIST**

(Ex Works Goodfield, IL)

OPERATOR'S MANUAL

SD 47122 OPERATOR'S MANUAL

	789513	North American English			No Charge
	789514	North American French			No Charge

**NUTRI-PLACER 2800
US PRICE LIST**

(Ex Works Goodfield, IL)

Factory Supplied Attachments

Order Code	Description	Weight		List Price
------------	-------------	--------	--	------------

1300 Gallon Applicator

	P0530056	Liquid coulter w mount For use with injector kit or liquid knife kit. order quantity as required per row Includes mount 4x6	88 LB		\$362.00
	47457660	Ground drive (including extension bar) w/ JB NGP 9055 for 1300 gallon only	476 LB		\$4,960.00
	47460548	Ground drive (including extension bar) less dbl piston pump with extension bar for 1300 gallon	296 LB		\$1,947.00

850/1,000 Gallon Applicator

	P0530055	Liquid coulter For use with injector kit or liquid knife kit. order quantity as required per row includes mount 4x4	88 LB		\$362.00
	05302856	Liquid injector kit, 1/2" w/check Also may be used with 1300 gallon applicator Nozzle required, not supplied	6 LB		\$76.00
	P5280020	Liquid knife kit, 1/2" w/ check Also may be used with 1300 gallon applicator Orifice required, not supplied	7 LB		\$138.00
	P1028061	Ground drive with JB NGP 7055 single pis	288 LB		\$3,502.00
	P1028062	Ground drive with JB NGP 9055 DR double	388 LB		\$4,378.00
	P1028060	Ground drive less pump	208 LB		\$1,355.00

John Blue Pumps

	84315373	Pump Assy, JB NGP 7055	80 LB		\$2,380.00
	84315374	GFD Pump Assy, JB NGP 9055 DR	180 LB		\$3,259.00

Miscellaneous

	P0530067	Hose kit (7) Single piston pump	27 LB		\$398.00
	P0530071	Hose kit (7) , double piston pump	27 LB		\$545.00
	P0530068	Hose kit (11), single piston pump	29 LB		\$476.00
	P0530072	Hose kit (11), double piston pump	30 LB		\$518.00
	P0530073	Hose kit (15), double piston pump	29 LB		\$597.00

AGRICULTURAL EQUIPMENT

U.S. PRICE LIST

Magnum™ 180-240 Series Tractors

PL-100 MM REVISION 13

SAP PRICE LIST 019 C4

EFFECTIVE APRIL 1, 2014

THIS IS A COMPLETE REVISION

This price list is intended for dealers with the AG contract only.

This is a revised price list for the Tier 4B Models for 2014 Model Year.

The prices included in this revision supersede any prices established prior to the effective date shown unless specifically identified in a price bulletin as superseding this price list.

NOTE: Dealers should retain prior price list pages for any discontinued machines or attachments remaining in inventory.

Copyright 2013 By

CNH America LLC



GENERAL INFORMATION

ADVANCE FREIGHT

Advance freight will be added to the machinery invoice as a separate net charge for machinery shipped from field locations or from other than specified Ex Works locations.

PRICES

Prices are Ex Works factory, where the goods are manufactured, except where noted. For detailed information concerning prices, please refer to your OPERATING GUIDE.

CONTENTS OF ORGANIZATION

CNH America LLC issues price lists and revisions covering each Case IH contract. The U.S. Price List is published in U.S. funds and the Canadian Price List is published in Canadian funds. Ensure that you are using the correct price list. U.S. or Canada is referenced at the top of each page and the Canadian price lists have a Maple Leaf on the price list cover page.

Freight, duty and sales taxes are NOT included in any wholegoods or attachment prices shown in the price list. Any appropriate freight, duty, Federal, State, and Provincial taxes will be added to the machinery invoice as separate net charges.

PROCEDURE

The price pages for each machine (or group of machines) lists both "Factory Supplied Options" and/or "Factory Supplied Attachments."

Each price list is comprised of the various machines sold under that contract. Each price book section has "Factory Supplied Options" and/or "Factory Supplied Attachments" price pages. When ordering and pricing a machine follow the ordering instructions listed for that machine. Attachments listed following the "Factory Supplied Attachments" heading are available for installation in the field.



GENERAL INFORMATION

DISTRIBUTION OF PRICE LISTS

Price lists and periodic price list revisions will be posted on the Dealer Portal, and distributed electronically when possible.

Printed copies of current price lists, index tabs and binders can be purchased from the Document Management Center (DMC). Orders should be placed only through the DMC web site link located on the Dealer Portal.

Document Management Center (DMC)
2205 Durand Avenue
Racine, WI 53403

DMC customer service:
(for inquiries - not to place orders)
(262)636-7540
Internal E-mail: #NA DMC ORDER CENTER

Complete U.S. Price List is PL-100
Complete Canadian Price List is PLC-100

Periodic price list revisions are usually accompanied by a cover sheet which carries instructions on price page changes and where to insert replacement or new price pages. The revisions are dated and are effective as of that date.



**MAGNUM 180-240 SERIES TRACTORS
TABLE OF CONTENTS**

MAGNUM TRACTORS

MAGNUM 180	
Standard Features	1
Price List	4
Factory Supplied Attachments.....	20
 MAGNUM 200	
Standard Features	25
Price List	28
Factory Supplied Attachments.....	44
 MAGNUM 220	
Standard Features	49
Price List	52
Factory Supplied Attachments.....	68
 MAGNUM 240	
Standard Features	73
Price List	76
Factory Supplied Attachments.....	92
 PARTS DIVISION SUPPLIED ACCESSORIES.....	96
TIRE CHARTS	98
CASE IH PURCHASED PROTECTION PLAN	102

**MAGNUM 180
US PRICE LIST**

(Ex Works Racine, WI)

Standard Equipment

ENGINE:

Case IH 6.7 L Engine by FPT
6-Cylinder, 24 valve diesel,
turbocharged, intercooled
Peak/Growth HP: 200
Peak/Boosted HP: 220
155 PTO horsepower @ 2200 rpm
(Rated at 2200 rpm for road
transportation and hydraulic work,
limited @ 2100 rpm for PTO and
low ranges/gears)
Fuel System: Electronically controlled
Common rail
Power boost: provides additional engine
horsepower during
non-stationary PTO/hydraulics
activation or transport
Water-in-Fuel Sensor
Air cleaner with pre-cleaner and
exhaust aspirator
Dual element air filter
OAT Antifreeze solution to -34°F
(-37°C)
Viscous Fan Drive
Grid Heater
Constant engine speed control
Foot Throttle

OPERATOR PROTECTIVE STRUCTURE:

CASE-IH DELUXE "Surveyor" Cab
Heat/AC with Automatic Temperature
Control and continuous pressurization
Heated Seat: Cloth "Optima" air
suspension, fore/aft, height, swivel,
back cushion tilt, lumbar support,
firmness and auto weight
adjustments, fore/aft lateral isolators,
adjustable heat control and seat belt
Cloth Instructor seat
MultiControl Armrest with integrated
transmission, throttle, hydraulics,
PTO and hitch controls, electric
armrest adjust
Right Hand armrest display ready
Mounting Bar

OPERATOR PROTECTIVE

STRUCTURE: (continued)
Left hand flip-up armrest
Radio Delphi AM/FM weather band
stereo radio
Business Band Antenna
Inside rear view mirror
Manual exterior mirrors
Front intermittent windshield
wiper and washer
Rear window wiper and washer
Self-cancelling turn signals
3 power outlets
Horn
Dome and Map lights
Dual cup holder
Coat hook
Rubber floor mat
Soft Grip-Steering Wheel: tilt and
telescopic
Front sunshade
Overhead and rear deck storage
with netting
Five steps with handrail
Right side service steps
Front right-side mounted tool box
Swing out rear window
Front window access step

INSTRUMENTATION:

A-post mounted analog/digital
instrument cluster with display of
engine oil pressure, fuel level,
coolant temperature, speed,
hitch and PTO indicators
Performance Instrumentation:
Provides data on, PTO speed,
hydraulic flow control settings with
individual timers for each remote
valve, detailed service internal
information, electronic End of Row,
and if equipped with radar,
percentage slip, distance travelled,
area covered.

**MAGNUM 180
US PRICE LIST****(Ex Works Racine, WI)
Standard Equipment****ACCUGUIDE:**

Factory Ready AFS AccuGuide™
(List Price Value \$4,949 USD)
includes steering sensor, electronic steering valve, steering manifold, hoses, wiring harness, receiver mounting bracket, cabling & hardware
ISO 11783 implement system
connector and rear bracket

CAPACITIES:

Fuel: 160 Gallons (606 L)
DEF: 17 Gallons (66 L)

TRANSMISSION:

Full-powershift, 19 forward (Economy) and 6 reverse speeds
or CVT, 40 kph (25 mph)
Steering column-mounted hydraulic FNRP shuttle with integral park lock
Right Hand Forward/Reverse shuttle in Multifunction control handle
Diesel Saver™ Automatic Productivity Management System (APM)
Speed matching
Independent parking brake
Service Brakes: self-adjusting power internal wet disc
Power differential lock

AXLES:

MFD Front:
Class 4.0 MFD front axle with differential lock
12 bolt hub, no front duals allowed
Tread Setting 60 in. - 88 in.
(1524 mm - 2235 mm)
Rear Bar Axle:
4.0 in. (105 mm) diameter,
119 in. (3023 mm) length
Automatic MFD and Differential Lock Modes

TIRES AND WHEELS:

MFD Front:
(2) 380/85R34 137A8/B (R1)
with adjustable wheel
Rear Duals:
(4) 480/80R46 158A8/B (R1)
with solid steel wheels

HYDRAULICS:

Pressure Flow Compensated hydraulics
3 remote circuits with ISO breakaway couplers. In-cab electronic flow controls and timed detents for raise and lower hydraulic flow
Selectable functions on all valves
Hi-flow hydraulic pump
41 gpm (155.2 lpm) - Powershift
43 gpm (162.7 lpm) - CVT
17 gpm (64.4 lpm) pump
for steering and operating circuits

HITCH:

Category III / IIIN, 3-point hitch
w/ 13,600 lb. (6,180 kg) lift capacity, electronic draft sensing and position control with hitch cushion ride control, telescoping draft arms with rear hitch control and adjustable sway
Cat. III adjustable drawbar
With 1.5" Pin and hammerstrap

PTO:

540/1000 RPM shaft 1-3/8 in. diameter and 1000 RPM shaft 1-3/4 in. diameter, interchangeable shafts, electronically controlled and protected with adjustable shield

ELECTRICAL:

200 amp. alternator
Gear starter motor (4.2 kw)
Rear auxiliary 7 pin connector
1-1300 CCA capacity 12 volt battery
12 volt Jumper Stud

**MAGNUM 180
US PRICE LIST**

(Ex Works Racine, WI)

Standard Equipment

ELECTRICAL: (continued)

Lights:

Egress Lighting
5 grill-mounted lights
 2 headlights
 2 corner lights
 1 center flood
2 cab roof mounted front
2 beltline front
2 cab roof mounted rear
4 rear fender flood
2 rear fender tail lights
Brake lights
Front and rear flashing safety lights

SAFETY EQUIPMENT:

Safety Start System
 - operator presence
 - park position required for start
Horn
SMV Emblem
Front axle and rear frame tie down
 locations
ROPS
HFC 134A refrigerant
Seat belt
Self-Cancelling turn signals
Four way flashers
MFD driveline shield
Brake lights
Wide marker lights with reflective tape
 with rear dual tires
PTO safety start system

**MAGNUM 180
US PRICE LIST**

(Ex Works Racine, WI)
Models

COMMERCIAL MODEL	TRANSMISSION	Weight	List Price
MAGNUM 180 CVT T4B	CVT-TRANS	24,455 LB	\$197,854.00
MAGNUM 180 PS T4B	Power Shift	24,455 LB	\$188,095.00

Factory Supplied Options

Order Code	Description	Weight	List Price
------------	-------------	--------	------------

OPERATOR STRUCTURE

SD_T9200 OPERATOR STRUCTURE #1

420012	Deluxe-Cab Includes features described on Standard Features page		No Charge
449058	DLX PERFORMANCE CAB Cab Suspension Standard Cab Equipment Cloth Positive Response Operator Seat Cloth Instructor Seat Radio Delphi AM/FM/Weatherband with CD and Bluetooth Business Band Antenna Electric Armrest Adjust RH Wiper Front, RH, and Rear Sunshades		\$4,594.00
449059	LUX PERFORMANCE CAB Cab Suspension Luxury Cab Equipment Tinted Glass Multi-Power strip Carpet Leather Positive Response Heated and Ventilated Operator Seat Leather Instructor Seat Radio Delphi AM/FM/Weatherband with CD and Bluetooth Business Band Antenna Electric Armrest Adjust Front, RH, and Rear Sunshades RH Wiper		\$6,781.00

CAB

SD_T9215 RH FENDER HID LIGHT

XT9215X	Standard rear work lights		No Charge
429294	Front HID work lamp - hood 1 HID Lamp in center of the bumper replaces standard halogen lamp		\$1,130.00
429293	Front and rear HID work lamp 1 HID Lamp in center of the bumper replaces standard halogen lamp. 2 HID Lamps on rear RH and LH fenders.		\$1,760.00

**MAGNUM 180
US PRICE LIST**

(Ex Works Racine, WI)

	429292	360 HID work lamp package Includes 3 front and 2 rear HID lamps and 2 roof side mounted halogen lights			\$2,978.00
--	--------	--	--	--	------------

MIRRORS

SD_T9221 REAR VIEW MIRROR

	XT9221X	Standard less mirrors			(\$509.00)
	420821	Manual adj. ext rearview Manual wide adjustable external mirror.			No Charge
	420820	Electric adj. ext rearview Electronic remote control wide adjustable external mirror.			\$787.00

BEACON LIGHTING

SD_T9145 ROTARY BEACON

	XT9145X	Standard less rotary beacon			No Charge
	420025	Single beacon light one light mounted on the LH side			\$346.00
	420099	Dual beacon light two lights mounted on both the LH and RH sides			\$798.00

DISPLAY MOUNTING

SD_T7619 RH MONITOR/MOUNTING

	429321	RH window bar display ready Includes window mount, AFS Pro 700 window harness and window bar			(\$239.00)
	429353	RH armrest display ready Includes MultiControl Armrest mount, AFS Pro 700 harness and window bar			No Charge

PRECISION FARMING

AUTOGUIDANCE

SD_T9210 AUTOGUIDANCE

	XT9210X	Std less guidance ready Without 372 Receiver & NavII Controller Includes AFS Autoguidance Ready Package			No Charge
	429367	Nav II w 372 Rec WAAS Auto Guidance Navigation II Controller (Factory installed) and 372 GPS Receiver - WAAS			\$8,653.00
	429368	Nav II w372 RecHP/XP/GLNS/WAAS Auto Guidance Navigation II Controller (Factory installed) and 372 GPS Receiver - WAAS, GLONASS, Omnistar HP/XP			\$11,153.00

**MAGNUM 180
US PRICE LIST**

(Ex Works Racine, WI)

PRECISION FARMING DISPLAY

SD T7615 AUTOGUIDANCE DISPLAY

	XT7615X	Std less autoguidance display			No Charge
	424263	Large Color Monitor Display			\$5,083.00

ENGINE

SD T5108 HIGH CAP ALTERNATOR

	420795	High cap. alternator 200 amp.			No Charge
--	--------	-------------------------------	--	--	-----------

STARTING AID

SD T1938 WEATHER PACK

	XT1938X	Standard without cold start Grid heater is standard equipment.			No Charge
	420874	Engine block heater 120V			\$90.00
	420875	Engine block htr, transm htr Engine block heater plus transmission heat maintainer 120V			\$442.00

AUX FUEL FILTER

SD T1943 AUXILIARY FUEL FILT

	XT1943X	Std less auxiliary fuel filter			No Charge
	420815	Severe duty fuel filter Adds filter between tank and engine filter. For use in areas where poor fuel quality is a concern.			\$502.00

TRANSMISSION

TRANSMISSION

SD T2810 TRANSMISSION

	729571	Powershift, 19F/6R Econo-40KPH 19F/6R Speed Full Powershift, economy 25 mph / 40 kph capable w/reduced engine speed in 19th gear for improved fuel economy during transport.			No Charge
	429326	Powershift, 19F/6R 50 KPH 19F/6R Speed Full Powershift, 30 mph / 50 kph capable. For approved 50kph tire combinations see tire chart. Requires suspended front axle, wide rear fenders, trailer brakes, MFD front fenders, electric adjust external mirrors.			No Charge

**MAGNUM 180
US PRICE LIST**

(Ex Works Racine, WI)

	420104	CVT, Economy w/Creepers-40KPH 25 mph / 40 kph Economy CVT transmission with creeper.			No Charge
	420105	CVT, Economy w/Creepers-50KPH 30 mph / 50 kph economy CVT Transmission with creeper. For approved 50 kph tire combinations see tire chart. Requires suspended front axle, wide rear fenders, trailer brakes, MFD front fenders, electric adjust external mirrors.			No Charge

RADAR

SD T7581 RADAR

	XT7581X	Std less ground speed sensor			No Charge
	X0212XX	Radar In Base			No Charge
	420823	True ground speed sensor Required for CVT			\$954.00

TRAILER BRAKES

TRAILER BRAKES

SD T7130 TRLR BRK VLV

	XT7130X	No hydraulic trailer brakes			No Charge
	420514	Hydraulic trailer brake			\$1,361.00

HITCH

DRAWBAR

SD T8901 DRAWBAR

	429329	Cat.III High-capacity drawbar Adjustable drawbar with 1.5 in./38 mm auto-pin hammer strap with hitch pin, 9,000 lb/ 4082 kg maximum tongue weight			No Charge
--	--------	---	--	--	-----------

REAR 3-POINT

SD T8200 HITCH

	728232	3-PT Hitch w/110 mm cylinders 13,600lb/6,182kg lift capacity, electronic depth sensing Cat III/IIIN with adjustable links. Without Quick Coupler			No Charge
--	--------	--	--	--	-----------

SD T8960 3 - POINT LINKAGE-REAR

	XT8960X	Fixed lower links Adjustable links only. Less Quick Coupler			No Charge
--	---------	---	--	--	-----------

**MAGNUM 180
US PRICE LIST**

(Ex Works Racine, WI)

	429310	3-Pt hitch adj. quick coupler Cat. III/IIIN. Hitch lift capacity will be reduced approx. 600 lbs. / 272 kg.			\$1,822.00
--	--------	---	--	--	------------

HYDRAULICS

HYDRAULIC PUMP

SD T8220 HYDRAULIC PUMP

	420302	Hydraulic pump, high capacity 41.0 GPM/155 lpm for full-powershift versions 43.0 GPM/162 lpm for CVT versions			No Charge
--	--------	---	--	--	-----------

REAR REMOTE VALVES

SD T8270 REAR REMOTES

	420415	Three remote PFC circuits Electronic Control Actuation In-cab electronic flow controls with selectable functions.			No Charge
	420402	4_electric remotes Includes 4 paddles (#1-4 w/paddles or #1 on Multi Function Handle)			\$1,729.00
	420403	5_electric remotes Includes 4 paddles (#1-4 with paddles, #5 on Multi Function Handle)			\$3,329.00

MID-MOUNT VALVES

SD T8283 MID-MOUNT VALVES

	XT8283X	Standard less mid-mount valve			No Charge
	728108	2 Electronic mid-mount valves Includes electronic joystick.			\$3,024.00
	728109	3 Electronic mid-mount valves 3rd function proportional Includes electronic joystick.			\$4,266.00

POWER BEYOND

SD T8278 HYDRAULICS

	XT8278X	STD less hydraulics			No Charge
	429324	Power Beyond-motor retrn valve			\$1,019.00

**MAGNUM 180
US PRICE LIST**

(Ex Works Racine, WI)

FRONT AXLE

SD T3330 FRONT AXLE/DRIVE ENGAGE

	429327	Class 4.0 Std Axle with electronic differential lock, 12-bolt hub, 60 - 88 in./1524 - 2235 mm adjustable spacing. Front Duals not allowed.			No Charge
	420228	Class 4.75 Suspended Axle Electronic differential lock, 12 bolt hub, 60 - 88 in. / 1524 - 2235 mm adjustable spacing. Front Dual Capable of 120 inch / 3 m tread spacing for controlled traffic. May have tire or weight limitations. See Dealer Portal.			\$9,956.00

FRONT WHEELS AND TIRES

SINGLES

SD T4940 FRONT WHEELS AND TIRES

	XT4940X	No singles ordered Match tires to Intended Application - refer to applicable tire manufacturer's handbook for load carrying capacities and additional application information. Tire Brand Preference or No Tire Brand Preference option MUST BE SELECTED FROM OTHER EQUIPMENT SECTION.			No Charge
Firestone Tires R1 Tread					
	8848454	380/85R30 135A8/B R1 FI Radial All Traction FWD™			(\$737.00)
	8876454	380/85R34 137A8/B R1 FI Radial All Traction FWD™			No Charge
	8878454	420/90R30 142A8/B R1 FI Radial All Traction FWD™			\$30.00
Firestone Tires R1W Tread					
	8887654	320/85R38 143A8/B R1W FI Radial 9000™			\$1,593.00
	8258654	380/85R30 135A8/B R1W FI Radial All Traction DT™			(\$317.00)
	8876654	380/85R34 137A8/B R1W FI Radial All Traction DT™			\$342.00
	8872454	380/80R38 142A8/B R1W FI Radial All Traction DT™			\$1,077.00
	8801854	420/85R34 147A8/B R1W FI Radial All Traction DT™			\$1,182.00
	8863654	420/90R30 145A8/B R1W FI Radial All Traction DT™			\$164.00

**MAGNUM 180
US PRICE LIST**

(Ex Works Racine, WI)

	8855654	480/70R30 152A8/B R1W FI Radial All Traction DT™			\$570.00
	8860654	600/65R28 147A8/B R1W FI Radial All Traction DT™			\$1,681.00
Goodyear Tires R1 Tread					
	8848404	380/85R30 135A8/B R1 GY UltraTorque™ Radial			(\$196.00)
	8876404	380/85R34 137A8/B R1 GY UltraTorque™ Radial			\$289.00
	8878404	420/90R30 142A8/B R1 GY UltraTorque™ Radial			\$70.00
Goodyear Tires R1W Tread					
	8887604	320/85R38 143A8/B R1W GY DT800™ Radial			\$1,523.00
	8863604	16.9R30 144A8/B R1W GY Super Traction™ Radial			\$336.00
	8872444	380/80R38 142A8/B R1W GY DT800™ Radial			\$1,187.00
	8876644	380/85R34 137A8/B R1W GY DT800™ Radial			\$253.00
	8801844	420/85R34 147A8/B R1W GY Super Traction™ Radial			\$1,413.00
	8855604	480/70R30 152A8/B R1W GY DT810™ Radial			\$693.00
	8860604	600/65R28 147A8/B R1W GY DT824 OPTITRAC™ Radial			\$1,317.00
Goodyear Tires R2 Tread					
	8263504	16.9R30 3 Star R2 GY Special Sure Grip™ TD8 Radial			\$1,882.00
	8879344	480/85R30 147A8 R2 GY Special Sure Grip™ TD8 Radial			\$1,354.00
Michelin Tires R1W Tread					
	8872434	380/80R38 142A8/B R1W MI Agribib® Radial			\$1,092.00
	8876434	380/85R34 137A8/B R1W MI Agribib® Radial			\$381.00
	8878434	420/90R30 147A8/B R1W MI Agribib® Radial			\$164.00
	8801834	420/85R34 R1W 142B MI Agribib® Radial			\$1,441.00
	8802034	VF420/85R34 R1W MI YieldBib®			\$1,590.00
Mitas Tires R1W Tread					
	8872484	380/80R38 142A8/B R1W CO MT ContiContract AC 85			\$762.00
	8801884	420/85R34 147A8/B R1W CO MT ContiContract AC 85			\$830.00

**MAGNUM 180
US PRICE LIST**

(Ex Works Racine, WI)

Titan Tires R1 Tread					
	8876464	380/85R34 137A8/B R1 TI Titan Hi-Traction Lug Radial			\$342.00
Titan Tires R1W Tread					
	8872404	380/80R38 142A8/B R1W TI AG49M Radial			\$1,187.00
	8801864	420/85R34 147A8/B R1W TI AG49M Radial			\$1,413.00
Trelleborg Tires R1W Tread					
	8801824	420/85R34 142A8/139B R1W TR TM600			\$1,207.00

DUALS

SD_T4942 DUAL TIRES

	XT4942X	No duals Assumes singles are ordered Cannot be ordered with No Front Singles (XT4940X) FRONT DUAL WHEELS INCLUDE 16 IN. SPACER Match Tires to Intended Application - refer to applicable tire manufacturer's handbook for load carrying capacities and additional application information. Tire Brand Preference or No Tire Brand Preference option MUST BE SELECTED FROM OTHER EQUIPMENT SECTION.			No Charge
--	---------	--	--	--	-----------

Firestone Tires R1 Tread					
	8258457	380/85R30 135A8/B R1 FI Radial All Traction FWD™	3520.000		\$4,782.00
	8876457	380/85R34 137A8/B R1 FI Radial All Traction FWD™	3520.000		\$6,408.00
	8277457	420/90R30 142A8/B R1 FI Radial All Traction FWD™	3620.000		\$5,498.00
Firestone Tires R1W Tread					
	8887657	320/85R38 143A8/B R1W FI Radial 9000™	3380.000		\$7,849.00
	8258657	380/85R30 135A8/B R1W FI Radial All Traction DT™			\$4,943.00
	8876557	380/85R34 137A8/B R1W FI Radial All Traction DT™	3520.000		\$6,786.00
	8872457	380/80R38 142A8/B R1W FI Radial All Traction DT™	3520.000		\$8,122.00
	8277557	420/90R30 145A8/B R1W FI Radial All Traction DT™	3620.000		\$5,511.00
	8801857	420/85R34 147A8/B R1W FI Radial All Traction DT™	3620.000		\$8,437.00
Goodyear Tires R1 Tread					
	8258407	380/85R30 135A8/B R1 GY UltraTorque™ Radial	3520.000		\$5,050.00

**MAGNUM 180
US PRICE LIST**

(Ex Works Racine, WI)

	8876407	380/85R34 137A8/B R1 GY UltraTorque™ Radial	3520.000		\$6,527.00
	8277407	420/90R30 142A8/B R1 GY UltraTorque™ Radial	3620.000		\$5,375.00
Goodyear Tires R1W Tread					
	8887607	320/85R38 143A8/B R1W GY DT800™ Radial	3380.000		\$7,929.00
	8876547	380/85R34 137A8/B R1W GY DT800™ Radial	2300.000		\$6,474.00
	8872447	380/80R38 142A8/B R1W GY DT800™ Radial	3520.000		\$8,777.00
	8801847	420/85R34 147A8/B R1W GY Super Traction™ Radial	3620.000		\$9,141.00
	8277507	16.9R30 144A8/B R1W GY Super Traction™ Radial			\$5,801.00
Goodyear Tires R2 Tread					
	8277647	16.9R30 3 Star R2 GY Special Sure Grip™ TD8 Radial			\$9,547.00
Michelin Tires R1W Tread					
	8876437	380/85R34 137A8/B R1W MI Agribib® Radial	1860.000		\$6,673.00
	8872437	380/80R38 142A8/B R1W MI Agribib® Radial			\$7,790.00
	8801837	D420/85R34 R1W 142B MI Agribib® Radial			\$8,573.00
	8878537	420/90R30 147A8/B R1W MI Agribib® Radial	3620.000		\$5,029.00
	8802037	VF420/85R34 R1W MI YieldBib®			\$10,615.00
Continental / Mitas R1W Tread					
	8872487	380/80R38 142A8/B R1W CO MT ContiContract AC 85			\$7,471.00
	8801887	420/85R34 147A8/B R1W CO MT ContiContract AC 85			\$7,996.00
Titan Tires R1 Tread					
	8876467	380/85R34 137A8/B R1 TI Hi Traction Lug Radial	3520.000		\$6,622.00
Titan Tires R1W Tread					
	8872407	380/80R38 142A8/B R1W TI AG49M Radial	2180.000		\$8,777.00
	8801867	420/85R34 147A8/B R1W TI AG49M Radial	3620.000		\$8,878.00
Trelleborg Tires R1W Tread					
	8801827	420/85R34 142A8/139B R1W TR TM600			\$8,523.00

**MAGNUM 180
US PRICE LIST**

(Ex Works Racine, WI)

REAR AXLE

SD T4810 REAR AXLE

	728431	112in. Bar axle for steel whls 4.0 in./102 mm Diameter				(\$184.00)
	728181	119in. Bar axle for steel whls 4.0 in./102 mm Diameter				No Charge

REAR WHEELS AND TIRES

SINGLES

SD T4950 REAR WHEELS AND TIRES

	XT4950X	No singles ordered Assumes duals are ordered Cannot be ordered with No Rear Duals (XT4952X) Match Tires to Intended Application - refer to applicable tire manufacturer's handbook for load carrying capacities and additional application information. Tire brand Preference or No Tire Brand Preference option MUST BE SELECTED FROM OTHER EQUIPMENT SECTION.				No Charge
Firestone Tires R1 Tread						
	8366454	480/80R46 158A8/B R1 FI Radial All Traction™ 23°				(\$6,058.00)
	8967454	520/85R42 157A8/B R1 FI Radial All Traction™ 23°				(\$5,391.00)
Firestone Tires R1W Tread						
	8991404	480/80R46 158A8/B R1W FI Radial Deep Tread 23°				(\$5,948.00)
	8340554	520/85R42 157A8/B R1W FI Radial Deep Tread 23°				(\$5,087.00)
	8965554	620/70R42 160A8/B R1W FI Radial All Traction DT™				(\$3,130.00)
	8992554	710/70R38 166A8/B R1W FI Radial All Traction DT™				(\$2,902.00)
Goodyear Tires R1 Tread						
	8366404	480/80R46 158A8/B R1 GY UltraTorque™ Radial				(\$8,059.00)
	8967444	520/85R42 157A8/B R1 GY UltraTorque™ Radial				(\$5,580.00)
Goodyear Tires R1W Tread						
	8991444	480/80R46 158A8/B R1W GY Super Traction™ Radial				(\$5,500.00)

**MAGNUM 180
US PRICE LIST**

(Ex Works Racine, WI)

	8340504	520/85R42 157A8/B R1W GY Super Traction™ Radial			(\$5,034.00)
	8965504	620/70R42 160A8/B R1W GY DT820™ Radial			(\$3,616.00)
	8992504	710/70R38 166A8/B R1W GY DT824™ Radial			(\$2,691.00)
Goodyear Tires R2 Tread					
	8587744	18.4R46 3 Star R2 GY Special Sure Grip™ TD8 Radial			(\$6,768.00)
	8596444	520/85R46 R2 158B GY Special Sure Grip TD8 Radial Only available with 729886 – Cat II/IIIN, 3-pt hitch with Telescoping Links			(\$6,385.00)
Michelin Tires R1W Tread					
	8991434	480/80R46 158A8/B R1W MI Agribib® Radial			(\$4,785.00)
	8967404	520/85R42 157A8/B R1W MI Agribib® Radial			(\$4,792.00)

DUALS

SD_T4952 REAR DUAL WH AND TIRES

	XT4952X	No rear duals Cannot be ordered with No Rear Singles (XT4950X) REAR DUALS INCLUDE DUAL HUBS AND WIDE MARKER LIGHTS Match Tires to Intended Application - refer to applicable tire manufacturer's handbook for load carrying capacities and additional application information. Tire Brand Preference or No Tire Brand Preference option MUST BE SELECTED FROM OTHER EQUIPMENT SECTION.			No Charge
Firestone Tires R1 Tread					
	8441454	420/80R46 151A8/B R1 FI Radial All Traction™ 23°			\$886.00
	8488554	480/80R42 151A8/B R1 FI Radial All Traction™ 23°			(\$1,789.00)
	8466454	480/80R46 158A8/B R1 FI Radial All Traction™ 23°			No Charge
	8489454	520/85R42 157A8/B R1 FI Radial All Traction™ 23°			\$1,036.00
Firestone Tires R1W Tread					
	8461654	320/90R54 149A8/B R1W FI Radial All Traction DT™ adj. steel wheels			\$2,959.00

**MAGNUM 180
US PRICE LIST**

(Ex Works Racine, WI)

	8420454	380/90R46 152A8/B R1W FI Radial 9000™			(\$815.00)
	8491554	380/90R50 151A8/B R1W FI Radial 9000™ adj. steel wheels			\$3,393.00
	8496554	380/90R54 152A8/B R1W FI Radial 9000™			\$5,039.00
	8491454	480/80R46 158A8/B R1W FI Radial Deep Tread 23°			\$940.00
	8416454	480/80R50 159A8/B R1W FI Radial Deep Tread 23° Note: Narrowest tire setting will be 32 inches For 30 inch row spacing: conversion kit 87430234 & 2 of 301248A2 is required and can be ordered from Parts			\$5,542.00
	8489354	520/85R42 157A8/B R1W FI Radial Deep Tread 23°			\$1,551.00
	8468554	520/85R46 158A8/B R1W FI Radial Deep Tread 23°			\$3,914.00
	8465654	620/70R42 160A8/B R1W FI Radial All Traction DT™			\$7,358.00
	8492554	710/70R38 166A8/B R1W FI Radial All Traction DT™			\$8,334.00
Goodyear Tires R1 Tread					
	8441404	420/80R46 151A8/B R1 GY UltraTorque™ Radial			\$612.00
	8488504	480/80R42 151A8/B R1 GY UltraTorque™ Radial			(\$1,742.00)
	8466444	480/80R46 158A8/B R1 GY Dyna Torque Radial			\$1,156.00
	8462540	480/80R46 158A8/B R1 GY UltraTorque™ Radial			\$541.00
	8489404	520/85R42 157A8/B R1 GY UltraTorque™ Radial			\$571.00
Goodyear Tires R1W Tread					
	8461604	320/90R54 149A8/B R1W GY DT800™ Radial adj. steel wheel			\$2,717.00
	8491544	380/90R50 151A8/B R1W GY DT800™ Radial adj. steel wheels			\$3,651.00
	8496544	380/90R54 152A8/B R1W GY DT800™ Radial			\$5,298.00
	8491444	480/80R46 158A8/B R1W GY Super Traction™ Radial			\$2,086.00

**MAGNUM 180
US PRICE LIST**

(Ex Works Racine, WI)

	8416444	480/80R50 159A8/B R1W GY Super Traction™ Radial Note: Narrowest tire setting will be 32 inches For 30 inch row spacing: conversion kit 87430234 & 2 of 301248A2 is required and can be ordered from Parts			\$4,679.00
	8489304	520/85R42 157A8/B R1W GY Super Traction™ Radial			\$1,608.00
	8468504	520/85R46 158A8/B R1W GY Super Traction™ Radial			\$3,740.00
	8465604	620/70R42 160A8/B R1W GY DT820™ Radial			\$6,975.00
	8492504	710/70R38 166A8/B R1W GY DT824™ Radial			\$9,022.00
Goodyear Tires R2 Tread					
	8466544	18.4R46 3 Star R2 GY Special Sure Grip™ TD8 Redial			\$2,771.00
	8489444	520/85R42 157A8/B R2 GY Special Sure Grip™ TD8 Radial			\$2,951.00
Michelin Tires R1W Tread					
	8491434	480/80R46 158A8/B R1W MI Agribib® Radial			\$2,889.00
	8416434	480/80R50 159A8/B R1W MI Agribib® Radial Note: Narrowest tire setting will be 32 inches For 30 inch row spacing: conversion kit 87430234 & 2 of 301248A2 is required and can be ordered from Parts			\$5,647.00
	8416534	VF480/80R50 R1W MI YieldBib®			\$9,777.00
	8467434	520/85R42 157A8/B R1W MI Agribib® Radial			\$3,284.00
	8468534	520/85R46 155A8/B R1W MI Agribib® Radial			\$6,937.00
Mitas Tires R1W Tread					
	8416484	480/80R50 159A8/B R1W CO MT ContiContract AC 85 Note: Narrowest tire setting will be 32 inches For 30 inch row spacing: conversion kit 87430234 & 2 of 301248A2 is required and can be ordered from Parts			\$3,811.00
Titan Tires R1 Tread					
	8498464	480/80R46 158A8/B R1 TI Titan Hi-Traction Lug Radial			\$122.00

**MAGNUM 180
US PRICE LIST**

(Ex Works Racine, WI)

Titan Tires R1W Tread					
	8496564	380/90R54 152A8/B R1W TI TT49V Radial			\$5,298.00
	8416404	480/80R50 159A8/B R1W TI AG49M Radial Note: Narrowest tire setting will be 32 inches For 30 inch row spacing: conversion kit 87430234 & 2 of 301248A2 is required and can be ordered from Parts			\$4,679.00
Trelleborg Tires R1W Tread					
	8416424	480/80R50 159D R1W TR TM600 Note: Narrowest tire setting will be 32 inches For 30 inch row spacing: conversion kit 87430234 & 2 of 301248A2 is required and can be ordered from Parts			\$6,222.00

FENDERS

FRONT FENDERS

SD_T8740 FRONT FENDERS

	XT8740X	Standard less front fenders			No Charge
	420235	MFD front narrow fenders Required with 420 and narrower tires			\$1,428.00
	420233	MFD wide front fenders Required with 540 and wider tires Recommended with 480 tires for full coverage			\$1,680.00

FENDER EXTENSIONS

SD_T8700 FENDERS

	420050	Standard 86.6 in./2200 mm Includes rear hitch controls			No Charge
	420362	Wide 100.4 in./2550 mm Includes auto PTO function and fender-mounted hitch and PTO controls with hitch option.			\$1,101.00

OTHER EQUIPMENT

SD_T5901 WHEEL SPACERS

	XT5901X	Std less rear wheel spacers			No Charge
	420801	Rear wheel spacers-5 in. each dual spacers			\$948.00

**MAGNUM 180
US PRICE LIST**

(Ex Works Racine, WI)

	420802	Rear wheel spacers-10 in. each dual spacers			\$1,250.00
	420803	Rear wheel spacers-13 in. each dual spacers			\$1,273.00
	420876	Rear wheel spacers-15 in. each dual spacers			\$2,011.00

SD_T8512 TIRE BRAND CHOICE

	420990	No tire brand preference Tire from existing tire inventory will be installed. This could include the selection you made in front/rear, Single/Dual sections, or the same tire size in Firestone, Goodyear, Titan, Michelin, or Continental/Mitas. Actual tire installed will be invoiced. Availability of brands vary by size.			No Charge
	429995	Tire brand preference Tire brands are subject to availability If the Tire Brand Preference code is ordered, the plant will install the brand selected.			\$1,721.00

REAR BALLAST

SD_T2150 FRONT BALLAST

	XT2150X	Standard less front ballast DO NOT EXCEED TIRE OR AXLE CAPACITY.			No Charge
	420346	Front weight frame only 310 lb/141 kg			\$504.00
	420331	FWF and 6 front weights front weight frame and 6 front weights.			\$1,222.00
	420349	FWF and 10 front weights front weight frame and 10 front weights.			\$1,681.00

SD_T4961 REAR BALLAST

	XT4961X	Standard less rear ballast			No Charge
	420257	Rear wheel weights - 400 lb. inner 2 x 200 lb.			\$593.00
	429287	Rear wheel weights -1000 lb inner 2 x 500 lb.			\$1,057.00
	429336	Rear wheel weights 2000 lb. inner 4 x 500 lb.			\$2,116.00

OPERATOR'S MANUAL

SD_T9840 COUNTRY CONFIGURATION

	420701	North American English			No Charge
--	--------	------------------------	--	--	-----------

**MAGNUM 180
US PRICE LIST**

(Ex Works Racine, WI)

	420702	French Canadian			No Charge
	429351	North American Spanish			No Charge

**MAGNUM 180
US PRICE LIST**

(Ex Works Racine, WI)

Factory Supplied Attachments

Order Code	Description	Weight	List Price
------------	-------------	--------	------------

3 pt Hitch, Drawbar, PTO Kits

719660016	CAT IIIN/IIIN 3/3-3N/3 Coupler	245 LB	\$1,213.00
-----------	--------------------------------	--------	------------

Cab

719247006	Joystick kit	3 LB	\$1,614.00
84555953	KIT, RH Window Bar Display Includes Right Hand side Window bar Display Harness and Mount	4 LB	\$118.00

Rear Dual/Triple Whls w/Tires

318661A1FS	320/90R54 149A8/B - FS R1W Firestone Radial All Traction DT™ Does not include wheel hubs or spacers.	1,350 LB	\$10,128.00
86993001	320/90R54 149A8/B - GY R1W Goodyear DT8000™ Radial Does not include wheel hubs or spacers.	1,350 LB	\$10,375.00
47357616	380/80R38 R1W 142B Mitas AC85 Does not include wheel hubs or spacers	888 LB	\$6,411.00
356305A1FS	380/90R46 152A8/B FS R1W Firestone Radial 9000™ Does not include wheel hubs or spacers.	1,250 LB	\$7,039.00
427213A1GY	380/90R46 GY R1 149A8 TL NAO Goodyear UltraTorque™ Radial Does not include wheel hubs or spacers.	1,500 LB	\$3,769.00
398450A1GY	380/90R50 151A8 - GY R1W Goodyear DT800™ Radial Does not include wheel hubs or spacers.	1,380 LB	\$11,334.00
47358369	420/85R34 R1W 147B Mitas AC85 Does not include wheel hubs or spacers	858 LB	\$6,485.00
296592A1FS	420/80R46 151A8/B FS R1 Firestone Radial All Traction 23° Does not include wheel hubs or spacers.	1,470 LB	\$8,561.00
427223A1GY	420/80R46 151A8/B GY R1 Goodyear UltraTorque™ Radial Does not include wheel hubs or spacers.	1,470 LB	\$8,311.00
296579A1FS	480/80R42 151A8/B - FS R1 Firestone Radial All Traction 23° Does not include wheel hubs or spacers.	1,450 LB	\$6,995.00
339667A1GY	480/80R42 151 A8/B - GY R1 Goodyear UltraTorque™ Radial Does not include wheel hubs or spacers.	1,450 LB	\$6,708.00
296593A1FS	18.4R46 R1 155A8 TL FS Firestone Radial All Traction 23° Does not include wheel hubs or spacers.	1,660 LB	\$7,919.00
296593A1GY	18.4R46 R1 3 Star TL Goodyear DynaTorque Radial Does not include wheel hubs or spacers.	1,660 LB	\$7,053.00

**MAGNUM 180
US PRICE LIST**

(Ex Works Racine, WI)

	339669A1GY	480/80R46 158A8/B GY R1 Goodyear UltraTorque™ Radial Does not include wheel hubs or spacers.	1,660 LB		\$8,014.00
	370430A1GY	480/80R46 158A8 - GY R1W Goodyear Super Traction™ Radial Does not include wheel hubs or spacers.	1,660 LB		\$9,524.00
	370430A1MI	480/80R46 158A8/B - MI R1W Michelin AGRIBIB® Radial Does not include wheel hubs or spacers. Michelin Agribib® tires are not warranted if used for pulling scrapers for ground leveling.	1,660 LB		\$11,129.00
	296584A1FS	480/80R42 151A8/B - FS R1 Firestone Radial All Traction 23° Does not include wheel hubs or spacers.	1,640 LB		\$10,633.00
	296586A1GY	20.8R42 155A8/B - GY R1W Goodyear Super Traction™ Radial Does not include wheel hubs or spacers.	1,815 LB		\$9,377.00
	339668A1GY	520/85R42 157A8/B - GY R1 Goodyear UltraTorque™ Radial Does not include wheel hubs or spacers.	1,800 LB		\$10,667.00
	296586A1FS	520/85R42 157A8/B FS R1W Firestone Radial Deep Tread 23° Does not include wheel hubs or spacers.	1,650 LB		\$8,880.00
	87423450	520/85R42 R1W 157A8 TL FS NAO Firestone Radial Deep Tread 23 Degrees Does not include wheel hubs or spacers.	1,800 LB		\$8,880.00
	296588A1FS	620/70R42 160A8/B FS R1W Firestone Radial All Traction DT™ Does not include wheel hubs or spacers.	2,030 LB		\$14,129.00
	296588A1GY	620/70R42 160A8/B GY R1W Goodyear DT820™ Radial Does not include wheel hubs or spacers.	2,030 LB		\$14,469.00
	302498A1GY	20.8R42 R2 2 Star TL GY NAO Goodyear DT824 OPTITRAC™ Radial Does not include wheel hubs or spacers.	2,240 LB		\$15,583.00

Rear Dual/Triple Whls w/oTires

	719698016	Wheels MW23A-38, 10 bolt solid steel wheel for 710/70R38 w/ 8 in. offset Does not include wheel hub or spacers	930 LB		\$3,003.00
	719016016	Wheels W16A-42, 10 bolt solid wheel For 18.4-42 or 480/80R42 w/9 in. offset. Does not include wheel hubs or spacers	750 LB		\$2,394.00
	719691016	Wheels W18A-42, 10 bolt solid steel wheel for 20.8-42 or 520/85R42 w/9 in. offset Does not include wheel hubs or spacers	780 LB		\$2,436.00
	719692016	Wheels W13-46, 10 bolt solid steel wheel For 14.9-46 or 380/90R46 w/9 in. offset Does not include wheel hubs or spacers	895 LB		\$2,678.00
	719693016	Wheels W16A-46, 10 bolt solid steel wheel for 18.4-46 or 520/85R46 w/9 in. offset Does not include wheel hubs or spacers	860 LB		\$2,553.00

**MAGNUM 180
US PRICE LIST**

(Ex Works Racine, WI)

	719694016	Wheels DW12-50, 10 bolt adjustable steel Adjustable Steel wheel for 380/90R50 tires Does not include wheel hubs or spacers	800 LB		\$4,105.00
	719696016	Wheels W10A-54, 10 bolt adjustable steel Adjustable Steel wheel for 12.4R54 or 320/90R54 tires Does not include wheel hubs or spacers	960 LB		\$4,184.00

Wheel Hubs and Spacers

	719677006	10 bolt dual wheel hub 4" axle For 4 in./102 mm axle mounting 10 Bolt Dual Wheel Hub for Axle Mounting (Small Frame / D style Axle)	400 LB		\$1,589.00
	719680006	5 in./127 mm rear dual spacer kit For 10 bolt hubs Must be ordered from the Racine Plant	265 LB		\$870.00
	719681006	10 in./254 mm rear dual spacer kit For 10 bolt hubs Must be ordered from the Racine Plant	330 LB		\$1,148.00
	719682006	13 in./330 mm rear dual spacer kit For 10 bolt hubs Must be ordered from the Racine Plant	190 LB		\$1,170.00
	719683006	15 in./380 mm rear dual spacer kit For 10 bolt hubs Must be ordered from the Racine Plant	405 LB		\$1,846.00

Hydraulics

	47498117	4th Remote valve section - Current 2012 built Magnum 180 - 225 and after For Serial # ZCRH01492 and after	35 LB		\$1,559.00
	47499726	5th Remote valve section - Current 2012 built Magnum 180 - 225 and after For Serial # ZCRH01492 and after	35 LB		\$1,629.00
	719898006	Case Drain 3/8 Inch Case Drain Male Couplings	3 LB		\$130.00
	47528094	Power Beyond/Motor Return 3/4 Inch Hydraulic Motor Return, 3/4 Inch Supply, 1/4 Inch Load Sense, & 3/8 Inch Case Drain Male Couplings For tractors built prior to ZCRH01492	25 LB		\$1,818.00
	719892006	Electronic mid-mount valve slice Mid Mount hydraulic - 3rd section update kit for Powershift & CVT transmission models	245 LB		\$1,065.00
	719896006	Hydraulic Trailer Brake Kit Powershift Transmission tractors	35 LB		\$2,063.00
	719897006	Hydraulic Trailer Brake Kit CVT Transmission tractors	245 LB		\$1,952.00

Front Dual

	719685016	16 in./406 mm front dual MFD spacer kit 16" Front Dual Spacer kit Front Duals only available with 4.75 Suspended axle	300 LB		\$1,089.00
--	-----------	---	--------	--	------------

**MAGNUM 180
US PRICE LIST**

(Ex Works Racine, WI)

Front and Rear Weights

	719669016	Front weight, 600 lbs/272 kg Front/6 - MX Magnum style segments - with hardware Must be ordered from the Racine Plant	640 LB		\$848.00
	719670016	Front weight, 1000 lb./43 kg. Front/10 - MX Magnum style segments - with hardware Must be ordered from the Racine Plant	1,040 LB		\$1,413.00
	719672006	Rear wheels weights 1 pair 200 lb./91 kg. - includes mounting hardware Must be ordered from the Racine Plant	440 LB		\$576.00
	719673006	Rear wheels weights 1 pair 500 lb./227 kg. - includes mounting hardware Must be ordered from the Racine Plant	1,025 LB		\$1,025.00
	719668026	Front weight bracket, small 10 segment capacity - includes mounting hardware	325 LB		\$504.00

Other Equipment

	47429630	Narrow MFD Fenders Class 4.75 SADL susp Narrow Fender kit for Case IH Class 4.75 Suspended Axle Use with 480mm and narrower tires For tractors after Serial #ZDRH03416	265 LB		\$1,694.00
	47429632	Wide MFD Fenders Class 4.75 SADL Susp Wide Fender kit for Case IH Class 4.75 Suspended Axle Use with 540mm and wider tires For tractors after Serial #ZDRH03416	265 LB		\$2,034.00
	47429629	Narrow Front MFD Fenders- Class 4 Narrow Fender kit for Class 4 Standard Axle Use with 480mm and narrower tires For tractors after Serial #ZDRH03416	265 LB		\$1,694.00
	47429631	Wide Front MFD Fenders Class 4 Wide Fender kit for Class 4 Standard Axle Use with 540mm and wider tires For tractors after Serial #ZDRH03416	265 LB		\$2,034.00

**MAGNUM 200
US PRICE LIST**

(Ex Works Racine, WI)

Standard Equipment

ENGINE:

Case IH 6.7 L Engine by FPT
6-Cylinder, 24 valve diesel,
turbocharged, intercooled
Peak/Growth HP: 220
Peak/Boosted HP: 240
175 PTO horsepower @ 2200 rpm
(Rated at 2200 rpm for road
transportation and hydraulic work,
limited @ 2100 rpm for PTO and
low ranges/gears)
Fuel System: Electronically controlled
common rail
Power boost - provides up to 35
additional engine horsepower during
non-stationary PTO/hydraulics
activation or transport
Water-in-Fuel Sensor
Air cleaner with pre-cleaner and
exhaust aspirator
Dual element air filter
OAT Antifreeze solution to -34°F
(-37°C)
Viscous Fan Drive
Grid Heater
Constant engine speed control
Foot Throttle

OPERATOR PROTECTIVE STRUCTURE:

CASE-IH DELUXE "Surveyor" Cab
Heat/AC with Automatic Temperature
Control and continuous pressurization
Heated Seat: Cloth "Optima" air
suspension, fore/aft, height, swivel,
back cushion tilt, lumbar support,
firmness and auto weight
adjustments, fore/aft lateral isolators,
adjustable heat control and seat belt
Cloth Instructor seat
MultiControl Armrest with integrated
transmission, throttle, hydraulics,
PTO and hitch controls, electric
armrest adjust
Right Hand armrest display ready
Mounting Bar

OPERATOR PROTECTIVE

STRUCTURE: (continued)
Left hand flip-up armrest
Radio Delphi AM/FM weather band
stereo radio
Business Band Antenna
Inside rear view mirror
Manual exterior mirrors
Front intermittent windshield
wiper and washer
Rear window wiper and washer
Self-cancelling turn signals
3 power outlets
Horn
Dome and Map lights
Dual cup holder
Coat hook
Rubber floor mat
Soft Grip-Steering Wheel: tilt and
telescopic
Front sunshade
Overhead and rear deck storage
with netting
Five steps with handrail
Right side service steps
Front right-side mounted tool box
Swing out rear window
Front window access step

INSTRUMENTATION:

A-post mounted analog/digital
instrument cluster with display of
engine oil pressure, fuel level,
coolant temperature, speed,
hitch and PTO indicators
Performance Instrumentation:
Provides data on, PTO speed,
hydraulic flow control settings with
individual timers for each remote
valve, detailed service internal
information, electronic End of Row,
and if equipped with radar,
percentage slip, distance travelled,
area covered.

**MAGNUM 200
US PRICE LIST**

**(Ex Works Racine, WI)
Standard Equipment**

ACCUGUIDE:

Factory Ready AFS AccuGuide™
includes steering sensor, electronic steering valve, steering manifold, hoses, wiring harness, receiver mounting bracket, cabling & hardware
ISO 11783 implement system connector and rear bracket

CAPACITIES:

Fuel: 160 Gallons (605.6 L)
DEF: 17 Gallons (66 L)

TRANSMISSION:

Full-powershift, 19 forward (Economy) and 6 reverse speeds
or CVT, 40 kph (25 mph)
Steering column-mounted hydraulic FNRP shuttle with integral park lock
Right Hand Forward/Reverse shuttle in Multifunction control handle
Diesel Saver™ Automatic Productivity Management System (APM)
Speed matching
Independent parking brake
Service Brakes: self-adjusting power internal wet disc
Power differential lock

AXLES:

MFD Front:
Class 4.0 MFD front axle with differential lock
12 bolt hub, no front duals allowed
Tread Setting 60 in. - 88 in. (1524 mm - 2235 mm)
Rear Bar Axle:
4.0 in. (105 mm) diameter, 119 in. (3023 mm) length
Automatic MFD and Differential Lock Modes

TIRES AND WHEELS:

MFD Front:
(2) 380/85R34 137A8/B (R1) with adjustable wheel
Rear Duals:
(4) 480/80R46 158A8/B (R1) with solid steel wheels

HYDRAULICS:

Pressure Flow Compensated hydraulics
3 remote circuits with ISO breakaway couplers. In-cab electronic flow controls and timed detents for raise and lower hydraulic flow
Selectable functions on all valves
Hi-flow hydraulic pump
41 gpm (155.2 lpm) - Powershift
43 gpm (162.7 lpm) - CVT
17 gpm (64.4 lpm) pump for steering and operating circuits

HITCH:

Category III / IIIN, 3-point hitch w/ 13,600 lb. (6,180 kg) lift capacity, electronic draft sensing and position control with hitch cushion ride control, telescoping draft arms with rear hitch control and adjustable sway
Cat. III adjustable drawbar
With 1.5" Pin and hammerstrap

PTO:

540/1000 RPM shaft 1-3/8 in. diameter and 1000 RPM shaft 1-3/4 in. diameter, interchangeable shafts, electronically controlled and protected with adjustable shield

ELECTRICAL:

200 amp. alternator
Gear starter motor (4.2 kw)
Rear auxiliary 7 pin connector
1-1300 CCA capacity 12 volt battery
12 volt Jumper Stud

**MAGNUM 200
US PRICE LIST**

(Ex Works Racine, WI)

Standard Equipment

ELECTRICAL: (continued)

Lights:

Egress Lighting
5 grill-mounted lights
2 headlights
2 corner lights
1 center flood
2 cab roof mounted front
2 beltline front
2 cab roof mounted rear
4 rear fender flood
2 rear fender tail lights
Brake lights
Front and rear flashing safety lights

SAFETY EQUIPMENT:

Safety Start System
- operator presence
- park position required for start
Horn
SMV Emblem
Front axle and rear frame tie down
locations
ROPS
HFC 134A refrigerant
Seat belt
Self-Cancelling turn signals
Four way flashers
MFD driveline shield
Brake lights
Wide marker lights with reflective tape
with rear dual tires
PTO safety start system

**MAGNUM 200
US PRICE LIST**

(Ex Works Racine, WI)
Models

COMMERCIAL MODEL	TRANSMISSION	Weight	List Price
MAGNUM 200 CVT T4B	CVT-TRANS	22,140 LB	\$207,228.00
MAGNUM 200 PS T4B	Power Shift	24,455 LB	\$197,469.00

Factory Supplied Options

Order Code	Description	Weight	List Price
------------	-------------	--------	------------

OPERATOR STRUCTURE

SD_T9200 OPERATOR STRUCTURE #1

420012	Deluxe-Cab Includes features described on Standard Features page		No Charge
449058	DLX PERFORMANCE CAB Cab Suspension Standard Cab Equipment Cloth Positive Response Operator Seat Cloth Instructor Seat Radio Delphi AM/FM/Weatherband with CD and Bluetooth Business Band Antenna Electric Armrest Adjust RH Wiper Front, RH, and Rear Sunshades		\$4,594.00
449059	LUX PERFORMANCE CAB Cab Suspension Luxury Cab Equipment Tinted Glass Multi-Power strip Carpet Leather Positive Response Heated and Ventilated Operator Seat Leather Instructor Seat Radio Delphi AM/FM/Weatherband with CD and Bluetooth Business Band Antenna Electric Armrest Adjust Front, RH, and Rear Sunshades RH Wiper		\$6,781.00

CAB

SD_T9215 RH FENDER HID LIGHT

XT9215X	Standard rear work lights		No Charge
429294	Front HID work lamp - hood 1 HID Lamp in center of the bumper replaces standard halogen lamp		\$1,130.00
429293	Front and rear HID work lamp 1 HID Lamp in center of the bumper replaces standard halogen lamp. 2 HID Lamps on rear RH and LH fenders.		\$1,760.00

**MAGNUM 200
US PRICE LIST**

(Ex Works Racine, WI)

	429292	360 HID work lamp package Includes 3 front and 2 rear HID lamps and 2 roof side mounted halogen lights			\$2,978.00
--	--------	--	--	--	------------

MIRRORS

SD_T9221 REAR VIEW MIRROR

	XT9221X	Standard less mirrors			(\$509.00)
	420821	Manual adj. ext rearview Manual wide adjustable external mirror.			No Charge
	420820	Electric adj. ext rearview Electronic remote control wide adjustable external mirror.			\$787.00

BEACON LIGHTING

SD_T9145 ROTARY BEACON

	XT9145X	Standard less rotary beacon			No Charge
	420025	Single beacon light one light mounted on the LH side			\$346.00
	420099	Dual beacon light two lights mounted on both the LH and RH sides			\$798.00

DISPLAY MOUNTING

SD_T7619 RH MONITOR/MOUNTING

	429321	RH window bar display ready Includes window mount, AFS Pro 700 window harness and window bar			(\$239.00)
	429353	RH armrest display ready Includes MultiControl Armrest mount, AFS Pro 700 harness and window bar			No Charge

PRECISION FARMING

AUTOGUIDANCE

SD_T9210 AUTOGUIDANCE

	XT9210X	Std less guidance ready Without 372 Receiver & NavII Controller Includes AFS Autoguidance Ready Package			No Charge
	429367	Nav II w 372 Rec WAAS Auto Guidance Navigation II Controller (Factory installed) and 372 GPS Receiver - WAAS			\$8,653.00
	429368	Nav II w372 RecHP/XP/GLNS/WAAS Auto Guidance Navigation II Controller (Factory installed) and 372 GPS Receiver - WAAS, GLONASS, Omnistar HP/XP			\$11,153.00

**MAGNUM 200
US PRICE LIST**

(Ex Works Racine, WI)

PRECISION FARMING DISPLAY

SD T7615 AUTOGUIDANCE DISPLAY

	XT7615X	Std less autoguidance display			No Charge
	424263	Large Color Monitor Display			\$5,083.00

ENGINE

SD T5108 HIGH CAP ALTERNATOR

	420795	High cap. alternator 200 amp.			No Charge
--	--------	-------------------------------	--	--	-----------

STARTING AID

SD T1938 WEATHER PACK

	XT1938X	Standard without cold start Grid heater is standard equipment.			No Charge
	420874	Engine block heater 120V			\$90.00
	420875	Engine block htr, transm htr Engine block heater plus transmission heat maintainer 120V			\$442.00

AUX FUEL FILTER

SD T1943 AUXILIARY FUEL FILT

	XT1943X	Std less auxiliary fuel filter			No Charge
	420815	Severe duty fuel filter Adds filter between tank and engine filter. For use in areas where poor fuel quality is a concern.			\$502.00

TRANSMISSION

TRANSMISSION

SD T2810 TRANSMISSION

	729571	Powershift, 19F/6R Econo-40KPH 19F/6R Speed Full Powershift, economy 25 mph / 40 kph capable w/reduced engine speed in 19th gear for improved fuel economy during transport.			No Charge
	429326	Powershift, 19F/6R 50 KPH 19F/6R Speed Full Powershift, 30 mph / 50 kph capable. For approved 50kph tire combinations see tire chart. Requires suspended front axle, wide rear fenders, trailer brakes, MFD front fenders, electric adjust external mirrors.			No Charge

**MAGNUM 200
US PRICE LIST**

(Ex Works Racine, WI)

	420104	CVT, Economy w/Creepers-40KPH 25 mph / 40 kph Economy CVT transmission with creeper.			No Charge
	420105	CVT, Economy w/Creepers-50KPH 30 mph / 50 kph economy CVT Transmission with creeper. For approved 50 kph tire combinations see tire chart. Requires suspended front axle, wide rear fenders, trailer brakes, MFD front fenders, electric adjust external mirrors.			No Charge

RADAR

SD T7581 RADAR

	XT7581X	Std less ground speed sensor			No Charge
	X0212XX	Radar In Base			No Charge
	420823	True ground speed sensor Required for CVT			\$954.00

TRAILER BRAKES

TRAILER BRAKES

SD T7130 TRLR BRK VLV

	XT7130X	No hydraulic trailer brakes			No Charge
	420514	Hydraulic trailer brake			\$1,361.00

HITCH

DRAWBAR

SD T8901 DRAWBAR

	429329	Cat.III High-capacity drawbar Adjustable drawbar with 1.5 in./38 mm auto-pin hammer strap with hitch pin, 9,000 lb/ 4082 kg maximum tongue weight			No Charge
--	--------	---	--	--	-----------

REAR 3-POINT

SD T8200 HITCH

	728232	3-PT Hitch w/110 mm cylinders 13,600lb/6,182kg lift capacity, electronic depth sensing Cat III/IIIN with adjustable links. Without Quick Coupler			No Charge
--	--------	--	--	--	-----------

SD T8960 3 - POINT LINKAGE-REAR

	XT8960X	Fixed lower links Adjustable links only. Less Quick Coupler			No Charge
--	---------	---	--	--	-----------

**MAGNUM 200
US PRICE LIST**

(Ex Works Racine, WI)

	429310	3-Pt hitch adj. quick coupler Cat. III/IIIN. Hitch lift capacity will be reduced approx. 600 lbs. / 272 kg.			\$1,822.00
--	--------	---	--	--	------------

HYDRAULICS

HYDRAULIC PUMP

SD T8220 HYDRAULIC PUMP

	420302	Hydraulic pump, high capacity 41.0 GPM/155 lpm for full-powershift versions 43.0 GPM/162 lpm for CVT versions			No Charge
--	--------	---	--	--	-----------

REAR REMOTE VALVES

SD T8270 REAR REMOTES

	420415	Three remote PFC circuits Electronic Control Actuation In-cab electronic flow controls with selectable functions.			No Charge
	420402	4_electric remotes Includes 4 paddles (#1-4 w/paddles or #1 on Multi Function Handle)			\$1,729.00
	420403	5_electric remotes Includes 4 paddles (#1-4 with paddles, #5 on Multi Function Handle)			\$3,329.00

MID-MOUNT VALVES

SD T8283 MID-MOUNT VALVES

	XT8283X	Standard less mid-mount valve			No Charge
	728108	2 Electronic mid-mount valves Includes electronic joystick.			\$3,024.00
	728109	3 Electronic mid-mount valves 3rd function proportional Includes electronic joystick.			\$4,266.00

POWER BEYOND

SD T8278 HYDRAULICS

	XT8278X	STD less hydraulics			No Charge
	429324	Power Beyond-motor retrn valve			\$1,019.00

**MAGNUM 200
US PRICE LIST**

(Ex Works Racine, WI)

FRONT AXLE

SD T3330 FRONT AXLE/DRIVE ENGAGE

	429327	Class 4.0 Std Axle with electronic differential lock, 12-bolt hub, 60 - 88 in./1524 - 2235 mm adjustable spacing. Front Duals not allowed.			No Charge
	420228	Class 4.75 Suspended Axle Electronic differential lock, 12 bolt hub, 60 - 88 in. / 1524 - 2235 mm adjustable spacing. Front Dual Capable of 120 inch / 3 m tread spacing for controlled traffic. May have tire or weight limitations. See Dealer Portal.			\$9,956.00

FRONT WHEELS AND TIRES

SINGLES

SD T4940 FRONT WHEELS AND TIRES

	XT4940X	No singles ordered Match tires to Intended Application - refer to applicable tire manufacturer's handbook for load carrying capacities and additional application information. Tire Brand Preference or No Tire Brand Preference option MUST BE SELECTED FROM OTHER EQUIPMENT SECTION.			No Charge
Firestone Tires R1 Tread					
	8848454	380/85R30 135A8/B R1 FI Radial All Traction FWD™			(\$737.00)
	8876454	380/85R34 137A8/B R1 FI Radial All Traction FWD™			No Charge
	8878454	420/90R30 142A8/B R1 FI Radial All Traction FWD™			\$30.00
Firestone Tires R1W Tread					
	8887654	320/85R38 143A8/B R1W FI Radial 9000™			\$1,593.00
	8258654	380/85R30 135A8/B R1W FI Radial All Traction DT™			(\$317.00)
	8876654	380/85R34 137A8/B R1W FI Radial All Traction DT™			\$342.00
	8872454	380/80R38 142A8/B R1W FI Radial All Traction DT™			\$1,077.00
	8801854	420/85R34 147A8/B R1W FI Radial All Traction DT™			\$1,182.00
	8863654	420/90R30 145A8/B R1W FI Radial All Traction DT™			\$164.00

**MAGNUM 200
US PRICE LIST**

(Ex Works Racine, WI)

	8855654	480/70R30 152A8/B R1W FI Radial All Traction DT™			\$570.00
	8860654	600/65R28 147A8/B R1W FI Radial All Traction DT™			\$1,681.00
Goodyear Tires R1 Tread					
	8848404	380/85R30 135A8/B R1 GY UltraTorque™ Radial			(\$196.00)
	8876404	380/85R34 137A8/B R1 GY UltraTorque™ Radial			\$289.00
	8878404	420/90R30 142A8/B R1 GY UltraTorque™ Radial			\$70.00
Goodyear Tires R1W Tread					
	8887604	320/85R38 143A8/B R1W GY DT800™ Radial			\$1,523.00
	8863604	16.9R30 144A8/B R1W GY Super Traction™ Radial			\$336.00
	8872444	380/80R38 142A8/B R1W GY DT800™ Radial			\$1,187.00
	8876644	380/85R34 137A8/B R1W GY DT800™ Radial			\$253.00
	8801844	420/85R34 147A8/B R1W GY Super Traction™ Radial			\$1,413.00
	8855604	480/70R30 152A8/B R1W GY DT810™ Radial			\$693.00
	8860604	600/65R28 147A8/B R1W GY DT824 OPTITRAC™ Radial			\$1,317.00
Goodyear Tires R2 Tread					
	8263504	16.9R30 3 Star R2 GY Special Sure Grip™ TD8 Radial			\$1,882.00
	8879344	480/85R30 147A8 R2 GY Special Sure Grip™ TD8 Radial			\$1,354.00
Michelin Tires R1W Tread					
	8872434	380/80R38 142A8/B R1W MI Agribib® Radial			\$1,092.00
	8876434	380/85R34 137A8/B R1W MI Agribib® Radial			\$381.00
	8878434	420/90R30 147A8/B R1W MI Agribib® Radial			\$164.00
	8801834	420/85R34 R1W 142B MI Agribib® Radial			\$1,441.00
	8802034	VF420/85R34 R1W MI YieldBib®			\$1,590.00
Mitas Tires R1W Tread					
	8872484	380/80R38 142A8/B R1W CO MT ContiContract AC 85			\$762.00
	8801884	420/85R34 147A8/B R1W CO MT ContiContract AC 85			\$830.00

**MAGNUM 200
US PRICE LIST**

(Ex Works Racine, WI)

Titan Tires R1 Tread					
	8876464	380/85R34 137A8/B R1 TI Titan Hi-Traction Lug Radial			\$342.00
Titan Tires R1W Tread					
	8872404	380/80R38 142A8/B R1W TI AG49M Radial			\$1,187.00
	8801864	420/85R34 147A8/B R1W TI AG49M Radial			\$1,413.00
Trelleborg Tires R1W Tread					
	8801824	420/85R34 142A8/139B R1W TR TM600			\$1,207.00

DUALS

SD_T4942 DUAL TIRES

	XT4942X	No duals Assumes singles are ordered Cannot be ordered with No Front Singles (XT4940X) FRONT DUAL WHEELS INCLUDE 16 IN. SPACER Match Tires to Intended Application - refer to applicable tire manufacturer's handbook for load carrying capacities and additional application information. Tire Brand Preference or No Tire Brand Preference option MUST BE SELECTED FROM OTHER EQUIPMENT SECTION.			No Charge
--	---------	--	--	--	-----------

Firestone Tires R1 Tread					
	8258457	380/85R30 135A8/B R1 FI Radial All Traction FWD™	3520.000		\$4,782.00
	8876457	380/85R34 137A8/B R1 FI Radial All Traction FWD™	3520.000		\$6,408.00
	8277457	420/90R30 142A8/B R1 FI Radial All Traction FWD™	3620.000		\$5,498.00
Firestone Tires R1W Tread					
	8887657	320/85R38 143A8/B R1W FI Radial 9000™	3380.000		\$7,849.00
	8258657	380/85R30 135A8/B R1W FI Radial All Traction DT™			\$4,943.00
	8876557	380/85R34 137A8/B R1W FI Radial All Traction DT™	3520.000		\$6,786.00
	8872457	380/80R38 142A8/B R1W FI Radial All Traction DT™	3520.000		\$8,122.00
	8277557	420/90R30 145A8/B R1W FI Radial All Traction DT™	3620.000		\$5,511.00
	8801857	420/85R34 147A8/B R1W FI Radial All Traction DT™	3620.000		\$8,437.00
Goodyear Tires R1 Tread					
	8258407	380/85R30 135A8/B R1 GY UltraTorque™ Radial	3520.000		\$5,050.00

**MAGNUM 200
US PRICE LIST**

(Ex Works Racine, WI)

	8876407	380/85R34 137A8/B R1 GY UltraTorque™ Radial	3520.000		\$6,527.00
	8277407	420/90R30 142A8/B R1 GY UltraTorque™ Radial	3620.000		\$5,375.00
Goodyear Tires R1W Tread					
	8887607	320/85R38 143A8/B R1W GY DT800™ Radial	3380.000		\$7,929.00
	8876547	380/85R34 137A8/B R1W GY DT800™ Radial	2300.000		\$6,474.00
	8872447	380/80R38 142A8/B R1W GY DT800™ Radial	3520.000		\$8,777.00
	8801847	420/85R34 147A8/B R1W GY Super Traction™ Radial	3620.000		\$9,141.00
	8277507	16.9R30 144A8/B R1W GY Super Traction™ Radial			\$5,801.00
Goodyear Tires R2 Tread					
	8277647	16.9R30 3 Star R2 GY Special Sure Grip™ TD8 Radial			\$9,547.00
Michelin Tires R1W Tread					
	8876437	380/85R34 137A8/B R1W MI Agribib® Radial	1860.000		\$6,673.00
	8872437	380/80R38 142A8/B R1W MI Agribib® Radial			\$7,790.00
	8801837	D420/85R34 R1W 142B MI Agribib® Radial			\$8,573.00
	8878537	420/90R30 147A8/B R1W MI Agribib® Radial	3620.000		\$5,029.00
	8802037	VF420/85R34 R1W MI YieldBib®			\$10,615.00
Continental / Mitas R1W Tread					
	8872487	380/80R38 142A8/B R1W CO MT ContiContract AC 85			\$7,471.00
	8801887	420/85R34 147A8/B R1W CO MT ContiContract AC 85			\$7,996.00
Titan Tires R1 Tread					
	8876467	380/85R34 137A8/B R1 TI Hi Traction Lug Radial	3520.000		\$6,622.00
Titan Tires R1W Tread					
	8872407	380/80R38 142A8/B R1W TI AG49M Radial	2180.000		\$8,777.00
	8801867	420/85R34 147A8/B R1W TI AG49M Radial	3620.000		\$8,878.00
Trelleborg Tires R1W Tread					
	8801827	420/85R34 142A8/139B R1W TR TM600			\$8,523.00

**MAGNUM 200
US PRICE LIST**

(Ex Works Racine, WI)

REAR AXLE

SD T4810 REAR AXLE

	728431	112in. Bar axle for steel whls 4.0 in./102 mm Diameter			(\$184.00)
	728181	119in. Bar axle for steel whls 4.0 in./102 mm Diameter			No Charge

REAR WHEELS AND TIRES

SINGLES

SD T4950 REAR WHEELS AND TIRES

	XT4950X	No singles ordered Assumes duals are ordered Cannot be ordered with No Rear Duals (XT4952X) Match Tires to Intended Application - refer to applicable tire manufacturer's handbook for load carrying capacities and additional application information. Tire brand Preference or No Tire Brand Preference option MUST BE SELECTED FROM OTHER EQUIPMENT SECTION.			No Charge
Firestone Tires R1 Tread					
	8366454	480/80R46 158A8/B R1 FI Radial All Traction™ 23°			(\$6,058.00)
	8967454	520/85R42 157A8/B R1 FI Radial All Traction™ 23°			(\$5,391.00)
Firestone Tires R1W Tread					
	8991404	480/80R46 158A8/B R1W FI Radial Deep Tread 23°			(\$5,948.00)
	8340554	520/85R42 157A8/B R1W FI Radial Deep Tread 23°			(\$5,087.00)
	8965554	620/70R42 160A8/B R1W FI Radial All Traction DT™			(\$3,130.00)
	8992554	710/70R38 166A8/B R1W FI Radial All Traction DT™			(\$2,902.00)
Goodyear Tires R1 Tread					
	8366404	480/80R46 158A8/B R1 GY UltraTorque™ Radial			(\$8,059.00)
	8967444	520/85R42 157A8/B R1 GY UltraTorque™ Radial			(\$5,580.00)
Goodyear Tires R1W Tread					
	8991444	480/80R46 158A8/B R1W GY Super Traction™ Radial			(\$5,500.00)

**MAGNUM 200
US PRICE LIST**

(Ex Works Racine, WI)

	8340504	520/85R42 157A8/B R1W GY Super Traction™ Radial			(\$5,034.00)
	8965504	620/70R42 160A8/B R1W GY DT820™ Radial			(\$3,616.00)
	8992504	710/70R38 166A8/B R1W GY DT824™ Radial			(\$2,691.00)
Goodyear Tires R2 Tread					
	8587744	18.4R46 3 Star R2 GY Special Sure Grip™ TD8 Radial			(\$6,768.00)
	8596444	520/85R46 R2 158B GY Special Sure Grip TD8 Radial Only available with 729886 – Cat II/IIIN, 3-pt hitch with Telescoping Links			(\$6,385.00)
Michelin Tires R1W Tread					
	8991434	480/80R46 158A8/B R1W MI Agribib® Radial			(\$4,785.00)
	8967404	520/85R42 157A8/B R1W MI Agribib® Radial			(\$4,792.00)

DUALS

SD_T4952 REAR DUAL WH AND TIRES

	XT4952X	No rear duals Cannot be ordered with No Rear Singles (XT4950X) REAR DUALS INCLUDE DUAL HUBS AND WIDE MARKER LIGHTS Match Tires to Intended Application - refer to applicable tire manufacturer's handbook for load carrying capacities and additional application information. Tire Brand Preference or No Tire Brand Preference option MUST BE SELECTED FROM OTHER EQUIPMENT SECTION.			No Charge
Firestone Tires R1 Tread					
	8441454	420/80R46 151A8/B R1 FI Radial All Traction™ 23°			\$886.00
	8488554	480/80R42 151A8/B R1 FI Radial All Traction™ 23°			(\$1,789.00)
	8466454	480/80R46 158A8/B R1 FI Radial All Traction™ 23°			No Charge
	8489454	520/85R42 157A8/B R1 FI Radial All Traction™ 23°			\$1,036.00
Firestone Tires R1W Tread					
	8461654	320/90R54 149A8/B R1W FI Radial All Traction DT™ adj. steel wheels			\$2,959.00

**MAGNUM 200
US PRICE LIST**

(Ex Works Racine, WI)

	8420454	380/90R46 152A8/B R1W FI Radial 9000™			(\$815.00)
	8491554	380/90R50 151A8/B R1W FI Radial 9000™ adj. steel wheels			\$3,393.00
	8496554	380/90R54 152A8/B R1W FI Radial 9000™			\$5,039.00
	8491454	480/80R46 158A8/B R1W FI Radial Deep Tread 23°			\$940.00
	8416454	480/80R50 159A8/B R1W FI Radial Deep Tread 23° Note: Narrowest tire setting will be 32 inches For 30 inch row spacing: conversion kit 87430234 & 2 of 301248A2 is required and can be ordered from Parts			\$5,542.00
	8489354	520/85R42 157A8/B R1W FI Radial Deep Tread 23°			\$1,551.00
	8468554	520/85R46 158A8/B R1W FI Radial Deep Tread 23°			\$3,914.00
	8465654	620/70R42 160A8/B R1W FI Radial All Traction DT™			\$7,358.00
	8492554	710/70R38 166A8/B R1W FI Radial All Traction DT™			\$8,334.00
Goodyear Tires R1 Tread					
	8441404	420/80R46 151A8/B R1 GY UltraTorque™ Radial			\$612.00
	8488504	480/80R42 151A8/B R1 GY UltraTorque™ Radial			(\$1,742.00)
	8466444	480/80R46 158A8/B R1 GY Dyna Torque Radial			\$1,156.00
	8462540	480/80R46 158A8/B R1 GY UltraTorque™ Radial			\$541.00
	8489404	520/85R42 157A8/B R1 GY UltraTorque™ Radial			\$571.00
Goodyear Tires R1W Tread					
	8461604	320/90R54 149A8/B R1W GY DT800™ Radial adj. steel wheel			\$2,717.00
	8491544	380/90R50 151A8/B R1W GY DT800™ Radial adj. steel wheels			\$3,651.00
	8496544	380/90R54 152A8/B R1W GY DT800™ Radial			\$5,298.00
	8491444	480/80R46 158A8/B R1W GY Super Traction™ Radial			\$2,086.00

**MAGNUM 200
US PRICE LIST**

(Ex Works Racine, WI)

	8416444	480/80R50 159A8/B R1W GY Super Traction™ Radial Note: Narrowest tire setting will be 32 inches For 30 inch row spacing: conversion kit 87430234 & 2 of 301248A2 is required and can be ordered from Parts			\$4,679.00
	8489304	520/85R42 157A8/B R1W GY Super Traction™ Radial			\$1,608.00
	8468504	520/85R46 158A8/B R1W GY Super Traction™ Radial			\$3,740.00
	8465604	620/70R42 160A8/B R1W GY DT820™ Radial			\$6,975.00
	8492504	710/70R38 166A8/B R1W GY DT824™ Radial			\$9,022.00
Goodyear Tires R2 Tread					
	8466544	18.4R46 3 Star R2 GY Special Sure Grip™ TD8 Redial			\$2,771.00
	8489444	520/85R42 157A8/B R2 GY Special Sure Grip™ TD8 Radial			\$2,951.00
Michelin Tires R1W Tread					
	8491434	480/80R46 158A8/B R1W MI Agribib® Radial			\$2,889.00
	8416434	480/80R50 159A8/B R1W MI Agribib® Radial Note: Narrowest tire setting will be 32 inches For 30 inch row spacing: conversion kit 87430234 & 2 of 301248A2 is required and can be ordered from Parts			\$5,647.00
	8416534	VF480/80R50 R1W MI YieldBib®			\$9,777.00
	8467434	520/85R42 157A8/B R1W MI Agribib® Radial			\$3,284.00
	8468534	520/85R46 155A8/B R1W MI Agribib® Radial			\$6,937.00
Mitas Tires R1W Tread					
	8416484	480/80R50 159A8/B R1W CO MT ContiContract AC 85 Note: Narrowest tire setting will be 32 inches For 30 inch row spacing: conversion kit 87430234 & 2 of 301248A2 is required and can be ordered from Parts			\$3,811.00
Titan Tires R1 Tread					
	8498464	480/80R46 158A8/B R1 TI Titan Hi-Traction Lug Radial			\$122.00

**MAGNUM 200
US PRICE LIST**

(Ex Works Racine, WI)

Titan Tires R1W Tread					
	8496564	380/90R54 152A8/B R1W TI TT49V Radial			\$5,298.00
	8416404	480/80R50 159A8/B R1W TI AG49M Radial Note: Narrowest tire setting will be 32 inches For 30 inch row spacing: conversion kit 87430234 & 2 of 301248A2 is required and can be ordered from Parts			\$4,679.00
Trelleborg Tires R1W Tread					
	8416424	480/80R50 159D R1W TR TM600 Note: Narrowest tire setting will be 32 inches For 30 inch row spacing: conversion kit 87430234 & 2 of 301248A2 is required and can be ordered from Parts			\$6,222.00

FENDERS

FRONT FENDERS

SD_T8740 FRONT FENDERS

	XT8740X	Standard less front fenders			No Charge
	420235	MFD front narrow fenders Required with 420 and narrower tires			\$1,428.00
	420233	MFD wide front fenders Required with 540 and wider tires Recommended with 480 tires for full coverage			\$1,680.00

FENDER EXTENSIONS

SD_T8700 FENDERS

	420050	Standard 86.6 in./2200 mm Includes rear hitch controls			No Charge
	420362	Wide 100.4 in./2550 mm Includes auto PTO function and fender-mounted hitch and PTO controls with hitch option.			\$1,101.00

OTHER EQUIPMENT

SD_T5901 WHEEL SPACERS

	XT5901X	Std less rear wheel spacers			No Charge
	420801	Rear wheel spacers-5 in. each dual spacers			\$948.00

**MAGNUM 200
US PRICE LIST**

(Ex Works Racine, WI)

	420802	Rear wheel spacers-10 in. each dual spacers			\$1,250.00
	420803	Rear wheel spacers-13 in. each dual spacers			\$1,273.00
	420876	Rear wheel spacers-15 in. each dual spacers			\$2,011.00

SD_T8512 TIRE BRAND CHOICE

	420990	No tire brand preference Tire from existing tire inventory will be installed. This could include the selection you made in front/rear, Single/Dual sections, or the same tire size in Firestone, Goodyear, Titan, Michelin, or Continental/Mitas. Actual tire installed will be invoiced. Availability of brands vary by size.			No Charge
	429995	Tire brand preference Tire brands are subject to availability If the Tire Brand Preference code is ordered, the plant will install the brand selected.			\$1,721.00

REAR BALLAST

SD_T2150 FRONT BALLAST

	XT2150X	Standard less front ballast DO NOT EXCEED TIRE OR AXLE CAPACITY.			No Charge
	420346	Front weight frame only 310 lb/141 kg			\$504.00
	420331	FWF and 6 front weights front weight frame and 6 front weights.			\$1,222.00
	420349	FWF and 10 front weights front weight frame and 10 front weights.			\$1,681.00

SD_T4961 REAR BALLAST

	XT4961X	Standard less rear ballast			No Charge
	420257	Rear wheel weights - 400 lb. inner 2 x 200 lb.			\$593.00
	429287	Rear wheel weights -1000 lb inner 2 x 500 lb.			\$1,057.00
	429336	Rear wheel weights 2000 lb. inner 4 x 500 lb.			\$2,116.00

OPERATOR'S MANUAL

SD_T9840 COUNTRY CONFIGURATION

	420701	North American English			No Charge
--	--------	------------------------	--	--	-----------

**MAGNUM 200
US PRICE LIST**

(Ex Works Racine, WI)

	420702	French Canadian			No Charge
	429351	North American Spanish			No Charge

**MAGNUM 200
US PRICE LIST**

(Ex Works Racine, WI)

Factory Supplied Attachments

Order Code	Description	Weight	List Price
------------	-------------	--------	------------

3 pt Hitch, Drawbar, PTO Kits

719660016	CAT IIIN/IIIN 3/3-3N/3 Coupler	245 LB	\$1,213.00
-----------	--------------------------------	--------	------------

Cab

719247006	Joystick kit	3 LB	\$1,614.00
84555953	KIT, RH Window Bar Display Includes Right Hand side Window bar Display Harness and Mount	4 LB	\$118.00

Rear Dual/Triple Whls w/Tires

318661A1FS	320/90R54 149A8/B - FS R1W Firestone Radial All Traction DT™ Does not include wheel hubs or spacers.	1,350 LB	\$10,128.00
86993001	320/90R54 149A8/B - GY R1W Goodyear DT8000™ Radial Does not include wheel hubs or spacers.	1,350 LB	\$10,375.00
47357616	380/80R38 R1W 142B Mitas AC85 Does not include wheel hubs or spacers	888 LB	\$6,411.00
356305A1FS	380/90R46 152A8/B FS R1W Firestone Radial 9000™ Does not include wheel hubs or spacers.	1,250 LB	\$7,039.00
427213A1GY	380/90R46 GY R1 149A8 TL NAO Goodyear UltraTorque™ Radial Does not include wheel hubs or spacers.	1,500 LB	\$3,769.00
398450A1GY	380/90R50 151A8 - GY R1W Goodyear DT800™ Radial Does not include wheel hubs or spacers.	1,380 LB	\$11,334.00
47358369	420/85R34 R1W 147B Mitas AC85 Does not include wheel hubs or spacers	858 LB	\$6,485.00
296592A1FS	420/80R46 151A8/B FS R1 Firestone Radial All Traction 23° Does not include wheel hubs or spacers.	1,470 LB	\$8,561.00
427223A1GY	420/80R46 151A8/B GY R1 Goodyear UltraTorque™ Radial Does not include wheel hubs or spacers.	1,470 LB	\$8,311.00
296579A1FS	480/80R42 151A8/B - FS R1 Firestone Radial All Traction 23° Does not include wheel hubs or spacers.	1,450 LB	\$6,995.00
339667A1GY	480/80R42 151 A8/B - GY R1 Goodyear UltraTorque™ Radial Does not include wheel hubs or spacers.	1,450 LB	\$6,708.00
296593A1FS	18.4R46 R1 155A8 TL FS Firestone Radial All Traction 23° Does not include wheel hubs or spacers.	1,660 LB	\$7,919.00
296593A1GY	18.4R46 R1 3 Star TL Goodyear DynaTorque Radial Does not include wheel hubs or spacers.	1,660 LB	\$7,053.00

**MAGNUM 200
US PRICE LIST**

(Ex Works Racine, WI)

	339669A1GY	480/80R46 158A8/B GY R1 Goodyear UltraTorque™ Radial Does not include wheel hubs or spacers.	1,660 LB		\$8,014.00
	370430A1GY	480/80R46 158A8 - GY R1W Goodyear Super Traction™ Radial Does not include wheel hubs or spacers.	1,660 LB		\$9,524.00
	370430A1MI	480/80R46 158A8/B - MI R1W Michelin AGRIBIB® Radial Does not include wheel hubs or spacers. Michelin Agribib® tires are not warranted if used for pulling scrapers for ground leveling.	1,660 LB		\$11,129.00
	296584A1FS	480/80R42 151A8/B - FS R1 Firestone Radial All Traction 23° Does not include wheel hubs or spacers.	1,640 LB		\$10,633.00
	296586A1GY	20.8R42 155A8/B - GY R1W Goodyear Super Traction™ Radial Does not include wheel hubs or spacers.	1,815 LB		\$9,377.00
	339668A1GY	520/85R42 157A8/B - GY R1 Goodyear UltraTorque™ Radial Does not include wheel hubs or spacers.	1,800 LB		\$10,667.00
	296586A1FS	520/85R42 157A8/B FS R1W Firestone Radial Deep Tread 23° Does not include wheel hubs or spacers.	1,650 LB		\$8,880.00
	87423450	520/85R42 R1W 157A8 TL FS NAO Firestone Radial Deep Tread 23 Degrees Does not include wheel hubs or spacers.	1,800 LB		\$8,880.00
	296588A1FS	620/70R42 160A8/B FS R1W Firestone Radial All Traction DT™ Does not include wheel hubs or spacers.	2,030 LB		\$14,129.00
	296588A1GY	620/70R42 160A8/B GY R1W Goodyear DT820™ Radial Does not include wheel hubs or spacers.	2,030 LB		\$14,469.00
	302498A1GY	20.8R42 R2 2 Star TL GY NAO Goodyear DT824 OPTITRAC™ Radial Does not include wheel hubs or spacers.	2,240 LB		\$15,583.00

Rear Dual/Triple Whls w/oTires

	719698016	Wheels MW23A-38, 10 bolt solid steel wheel for 710/70R38 w/ 8 in. offset Does not include wheel hub or spacers	930 LB		\$3,003.00
	719016016	Wheels W16A-42, 10 bolt solid wheel For 18.4-42 or 480/80R42 w/9 in. offset. Does not include wheel hubs or spacers	750 LB		\$2,394.00
	719691016	Wheels W18A-42, 10 bolt solid steel wheel for 20.8-42 or 520/85R42 w/9 in. offset Does not include wheel hubs or spacers	780 LB		\$2,436.00
	719692016	Wheels W13-46, 10 bolt solid steel wheel For 14.9-46 or 380/90R46 w/9 in. offset Does not include wheel hubs or spacers	895 LB		\$2,678.00
	719693016	Wheels W16A-46, 10 bolt solid steel wheel for 18.4-46 or 520/85R46 w/9 in. offset Does not include wheel hubs or spacers	860 LB		\$2,553.00

**MAGNUM 200
US PRICE LIST**

(Ex Works Racine, WI)

	719694016	Wheels DW12-50, 10 bolt adjustable steel Adjustable Steel wheel for 380/90R50 tires Does not include wheel hubs or spacers	800 LB		\$4,105.00
	719696016	Wheels W10A-54, 10 bolt adjustable steel Adjustable Steel wheel for 12.4R54 or 320/90R54 tires Does not include wheel hubs or spacers	960 LB		\$4,184.00

Wheel Hubs and Spacers

	719677006	10 bolt dual wheel hub 4" axle For 4 in./102 mm axle mounting 10 Bolt Dual Wheel Hub for Axle Mounting (Small Frame / D style Axle)	400 LB		\$1,589.00
	719680006	5 in./127 mm rear dual spacer kit For 10 bolt hubs Must be ordered from the Racine Plant	265 LB		\$870.00
	719681006	10 in./254 mm rear dual spacer kit For 10 bolt hubs Must be ordered from the Racine Plant	330 LB		\$1,148.00
	719682006	13 in./330 mm rear dual spacer kit For 10 bolt hubs Must be ordered from the Racine Plant	190 LB		\$1,170.00
	719683006	15 in./380 mm rear dual spacer kit For 10 bolt hubs Must be ordered from the Racine Plant	405 LB		\$1,846.00

Hydraulics

	47498117	4th Remote valve section - Current 2012 built Magnum 180 - 225 and after For Serial # ZCRH01492 and after	35 LB		\$1,559.00
	47499726	5th Remote valve section - Current 2012 built Magnum 180 - 225 and after For Serial # ZCRH01492 and after	35 LB		\$1,629.00
	719898006	Case Drain 3/8 Inch Case Drain Male Couplings	3 LB		\$130.00
	47528094	Power Beyond/Motor Return 3/4 Inch Hydraulic Motor Return, 3/4 Inch Supply, 1/4 Inch Load Sense, & 3/8 Inch Case Drain Male Couplings For tractors built prior to ZCRH01492	25 LB		\$1,818.00
	719892006	Electronic mid-mount valve slice Mid Mount hydraulic - 3rd section update kit for Powershift & CVT transmission models	245 LB		\$1,065.00
	719896006	Hydraulic Trailer Brake Kit Powershift Transmission tractors	35 LB		\$2,063.00
	719897006	Hydraulic Trailer Brake Kit CVT Transmission tractors	245 LB		\$1,952.00

Front Dual

	719685016	16 in./406 mm front dual MFD spacer kit 16" Front Dual Spacer kit Front Duals only available with 4.75 Suspended axle	300 LB		\$1,089.00
--	-----------	---	--------	--	------------

**MAGNUM 200
US PRICE LIST**

(Ex Works Racine, WI)

Front and Rear Weights

	719669016	Front weight, 600 lbs/272 kg Front/6 - MX Magnum style segments - with hardware Must be ordered from the Racine Plant	640 LB		\$848.00
	719670016	Front weight, 1000 lb./43 kg. Front/10 - MX Magnum style segments - with hardware Must be ordered from the Racine Plant	1,040 LB		\$1,413.00
	719672006	Rear wheels weights 1 pair 200 lb./91 kg. - includes mounting hardware Must be ordered from the Racine Plant	440 LB		\$576.00
	719673006	Rear wheels weights 1 pair 500 lb./227 kg. - includes mounting hardware Must be ordered from the Racine Plant	1,025 LB		\$1,025.00
	719668026	Front weight bracket, small 10 segment capacity - includes mounting hardware	325 LB		\$504.00

Other Equipment

	47429630	Narrow MFD Fenders Class 4.75 SADL susp Narrow Fender kit for Case IH Class 4.75 Suspended Axle Use with 480mm and narrower tires For tractors after Serial #ZDRH03416	265 LB		\$1,694.00
	47429632	Wide MFD Fenders Class 4.75 SADL Susp Wide Fender kit for Case IH Class 4.75 Suspended Axle Use with 540mm and wider tires For tractors after Serial #ZDRH03416	265 LB		\$2,034.00
	47429629	Narrow Front MFD Fenders- Class 4 Narrow Fender kit for Class 4 Standard Axle Use with 480mm and narrower tires For tractors after Serial #ZDRH03416	265 LB		\$1,694.00
	47429631	Wide Front MFD Fenders Class 4 Wide Fender kit for Class 4 Standard Axle Use with 540mm and wider tires For tractors after Serial #ZDRH03416	265 LB		\$2,034.00

**MAGNUM 220
US PRICE LIST**

(Ex Works Racine, WI)

Standard Equipment

ENGINE:

Case IH 6.7 L Engine by FPT
6-Cylinder, 24 valve diesel,
turbocharged, intercooled
Peak/Growth HP: 235
Peak/Boosted HP: 255
190 PTO horsepower @ 2200 rpm
(Rated at 2200 rpm for road
transportation and hydraulic work,
limited @ 2100 rpm for PTO and
low ranges/gears)
Fuel System: Electronically controlled
Common rail
Power boost: provides
additional engine horsepower during
non-stationary PTO/hydraulics
activation or transport
Water-in-Fuel Sensor
Air cleaner with pre-cleaner and
exhaust aspirator
Dual element air filter
OAT Antifreeze solution to -34°F (-
37°C)
Viscous Fan Drive
Grid Heater
Constant engine speed control
Foot Throttle

OPERATOR PROTECTIVE STRUCTURE:

CASE-IH DELUXE "Surveyor" Cab
Heat/AC with Automatic Temperature
Control and continuous pressurization
Heated Seat: Cloth "Optima" air
suspension, fore/aft, height, swivel,
back cushion tilt, lumbar support,
firmness and auto weight
adjustments, fore/aft lateral isolators,
adjustable heat control and seat belt
Cloth Instructor seat
MultiControl Armrest with integrated
transmission, throttle, hydraulics,
PTO and hitch controls, electric
armrest adjust
Right Hand armrest display ready
Mounting Bar

OPERATOR PROTECTIVE

STRUCTURE: (continued)
Left hand flip-up armrest
Radio Delphi AM/FM weather band
stereo radio
Business Band Antenna
Inside rear view mirror
Manual exterior mirrors
Front intermittent windshield
wiper and washer
Rear window wiper and washer
Self-cancelling turn signals
3 power outlets
Horn
Dome and Map lights
Dual cup holder
Coat hook
Rubber floor mat
Soft Grip-Steering Wheel: tilt and
telescopic
Front sunshade
Overhead and rear deck storage
with netting
Five steps with handrail
Right side service steps
Front right-side mounted tool box
Swing out rear window
Front window access step

INSTRUMENTATION:

A-post mounted analog/digital
instrument cluster with display of
engine oil pressure, fuel level,
coolant temperature, speed,
hitch and PTO indicators
Performance Instrumentation:
Provides data on, PTO speed,
hydraulic flow control settings with
individual timers for each remote
valve, detailed service internal
information, electronic End of Row,
and if equipped with radar,
percentage slip, distance travelled,
area covered.

**MAGNUM 220
US PRICE LIST****(Ex Works Racine, WI)
Standard Equipment****ACCUGUIDE:**

Factory Ready AFS AccuGuide™
(List Price Value \$4,949 USD)
includes steering sensor, electronic steering valve, steering manifold, hoses, wiring harness, receiver mounting bracket, cabling & hardware
ISO 11783 implement system connector and rear bracket

CAPACITIES:

Fuel: 160 Gallons (605.6 L)
DEF: 17 Gallons (66 L)

TRANSMISSION:

Full-powershift, 19 forward (Economy) and 6 reverse speeds
or CVT, 40 kph (25 mph)
Steering column-mounted hydraulic FNRP shuttle with integral park lock
Right Hand Forward/Reverse shuttle in Multifunction control handle
Diesel Saver™, Automatic Productivity Management System (APM)
Speed matching
Independent parking brake
Service Brakes: self-adjusting power internal wet disc
Power differential lock

AXLES:

MFD Front:
Class 4.0 MFD front axle with differential lock
12 bolt hub, no front duals allowed
Tread Setting 60 in. - 88 in.
(1524 mm - 2235 mm)
Rear Bar Axle:
4.0 in. (105 mm) diameter,
119 in. (3023 mm) length
Automatic MFD and Differential Lock Modes

TIRES AND WHEELS:

MFD Front:
(2) 380/85R34 137A8/B (R1)
with adjustable wheel
Rear Duals:
(4) 480/80R46 158A8/B (R1)
with solid steel wheels

HYDRAULICS:

Pressure Flow Compensated hydraulics
3 remote circuits with ISO breakaway couplers. In-cab electronic flow controls and timed detents for raise and lower hydraulic flow
Selectable functions on all valves
Hi-flow hydraulic pump
41 gpm (155.2 lpm) - Powershift
43 gpm (162.7 lpm) - CVT
17 gpm (64.4 lpm) pump for steering and operating circuits

HITCH:

Category III / IIIN, 3-point hitch w/ 13,600 lb. (6,180 kg) lift capacity, electronic draft sensing and position control with hitch cushion ride control, telescoping draft arms with rear hitch control and adjustable sway
Cat. III adjustable drawbar
With 1.5" Pin and hammerstrap

PTO:

540/1000 RPM shaft 1-3/8 in. diameter and 1000 RPM shaft 1-3/4 in. diameter, interchangeable shafts, electronically controlled and protected with adjustable shield

ELECTRICAL:

200 amp. alternator
Gear starter motor (4.2 kw)
Rear auxiliary 7 pin connector
1-1300 CCA capacity 12 volt battery
12 volt Jumper Stud

**MAGNUM 220
US PRICE LIST**

(Ex Works Racine, WI)

Standard Equipment

ELECTRICAL: (continued)

Lights:

Egress Lighting
5 grill-mounted lights
2 headlights
2 corner lights
1 center flood
2 cab roof mounted front
2 beltline front
2 cab roof mounted rear
4 rear fender flood
2 rear fender tail lights
Brake lights
Front and rear flashing safety lights

SAFETY EQUIPMENT:

Safety Start System
- operator presence
- park position required for start
Horn
SMV Emblem
Front axle and rear frame tie down
locations
ROPS
HFC 134A refrigerant
Seat belt
Self-Cancelling turn signals
Four way flashers
MFD driveline shield
Brake lights
Wide marker lights with reflective tape
with rear dual tires
PTO safety start system

**MAGNUM 220
US PRICE LIST**

(Ex Works Racine, WI)
Models

COMMERCIAL MODEL	TRANSMISSION	Weight	List Price
MAGNUM 220 CVT T4B	CVT-TRANS	24,455 LB	\$216,106.00
MAGNUM 220 PS T4B	Power Shift	24,455 LB	\$206,347.00

Factory Supplied Options

Order Code	Description	Weight	List Price
------------	-------------	--------	------------

OPERATOR STRUCTURE

SD_T9200 OPERATOR STRUCTURE #1

420012	Deluxe-Cab Includes features described on Standard Features page		No Charge
449058	DLX PERFORMANCE CAB Cab Suspension Standard Cab Equipment Cloth Positive Response Operator Seat Cloth Instructor Seat Radio Delphi AM/FM/Weatherband with CD and Bluetooth Business Band Antenna Electric Armrest Adjust RH Wiper Front, RH, and Rear Sunshades		\$4,594.00
449059	LUX PERFORMANCE CAB Cab Suspension Luxury Cab Equipment Tinted Glass Multi-Power strip Carpet Leather Positive Response Heated and Ventilated Operator Seat Leather Instructor Seat Radio Delphi AM/FM/Weatherband with CD and Bluetooth Business Band Antenna Electric Armrest Adjust Front, RH, and Rear Sunshades RH Wiper		\$6,781.00

CAB

SD_T9215 RH FENDER HID LIGHT

XT9215X	Standard rear work lights		No Charge
429294	Front HID work lamp - hood 1 HID Lamp in center of the bumper replaces standard halogen lamp		\$1,130.00
429293	Front and rear HID work lamp 1 HID Lamp in center of the bumper replaces standard halogen lamp. 2 HID Lamps on rear RH and LH fenders.		\$1,760.00

**MAGNUM 220
US PRICE LIST**

(Ex Works Racine, WI)

	429292	360 HID work lamp package Includes 3 front and 2 rear HID lamps and 2 roof side mounted halogen lights			\$2,978.00
--	--------	--	--	--	------------

MIRRORS

SD_T9221 REAR VIEW MIRROR

	XT9221X	Standard less mirrors			(\$509.00)
	420821	Manual adj. ext rearview Manual wide adjustable external mirror.			No Charge
	420820	Electric adj. ext rearview Electronic remote control wide adjustable external mirror.			\$787.00

BEACON LIGHTING

SD_T9145 ROTARY BEACON

	XT9145X	Standard less rotary beacon			No Charge
	420025	Single beacon light one light mounted on the LH side			\$346.00
	420099	Dual beacon light two lights mounted on both the LH and RH sides			\$798.00

DISPLAY MOUNTING

SD_T7619 RH MONITOR/MOUNTING

	429321	RH window bar display ready Includes window mount, AFS Pro 700 window harness and window bar			(\$239.00)
	429353	RH armrest display ready Includes MultiControl Armrest mount, AFS Pro 700 harness and window bar			No Charge

PRECISION FARMING

AUTOGUIDANCE

SD_T9210 AUTOGUIDANCE

	XT9210X	Std less guidance ready Without 372 Receiver & NavII Controller Includes AFS Autoguidance Ready Package			No Charge
	429367	Nav II w 372 Rec WAAS Auto Guidance Navigation II Controller (Factory installed) and 372 GPS Receiver - WAAS			\$8,653.00
	429368	Nav II w372 RecHP/XP/GLNS/WAAS Auto Guidance Navigation II Controller (Factory installed) and 372 GPS Receiver - WAAS, GLONASS, Omnistar HP/XP			\$11,153.00

**MAGNUM 220
US PRICE LIST**

(Ex Works Racine, WI)

PRECISION FARMING DISPLAY

SD T7615 AUTOGUIDANCE DISPLAY

	XT7615X	Std less autoguidance display			No Charge
	424263	Large Color Monitor Display			\$5,083.00

ENGINE

SD T5108 HIGH CAP ALTERNATOR

	420795	High cap. alternator 200 amp.			No Charge
--	--------	-------------------------------	--	--	-----------

STARTING AID

SD T1938 WEATHER PACK

	XT1938X	Standard without cold start Grid heater is standard equipment.			No Charge
	420874	Engine block heater 120V			\$90.00
	420875	Engine block htr, transm htr Engine block heater plus transmission heat maintainer 120V			\$442.00

AUX FUEL FILTER

SD T1943 AUXILIARY FUEL FILT

	XT1943X	Std less auxiliary fuel filter			No Charge
	420815	Severe duty fuel filter Adds filter between tank and engine filter. For use in areas where poor fuel quality is a concern.			\$502.00

TRANSMISSION

TRANSMISSION

SD T2810 TRANSMISSION

	729571	Powershift, 19F/6R Econo-40KPH 19F/6R Speed Full Powershift, economy 25 mph / 40 kph capable w/reduced engine speed in 19th gear for improved fuel economy during transport.			No Charge
	429326	Powershift, 19F/6R 50 KPH 19F/6R Speed Full Powershift, 30 mph / 50 kph capable. For approved 50kph tire combinations see tire chart. Requires suspended front axle, wide rear fenders, trailer brakes, MFD front fenders, electric adjust external mirrors.			No Charge

**MAGNUM 220
US PRICE LIST**

(Ex Works Racine, WI)

	420104	CVT, Economy w/Creepers-40KPH 25 mph / 40 kph Economy CVT transmission with creeper.			No Charge
	420105	CVT, Economy w/Creepers-50KPH 30 mph / 50 kph economy CVT Transmission with creeper. For approved 50 kph tire combinations see tire chart. Requires suspended front axle, wide rear fenders, trailer brakes, MFD front fenders, electric adjust external mirrors.			No Charge

RADAR

SD T7581 RADAR

	XT7581X	Std less ground speed sensor			No Charge
	X0212XX	Radar In Base			No Charge
	420823	True ground speed sensor Required for CVT			\$954.00

TRAILER BRAKES

TRAILER BRAKES

SD T7130 TRLR BRK VLV

	XT7130X	No hydraulic trailer brakes			No Charge
	420514	Hydraulic trailer brake			\$1,361.00

HITCH

DRAWBAR

SD T8901 DRAWBAR

	429329	Cat.III High-capacity drawbar Adjustable drawbar with 1.5 in./38 mm auto-pin hammer strap with hitch pin, 9,000 lb/ 4082 kg maximum tongue weight			No Charge
--	--------	---	--	--	-----------

REAR 3-POINT

SD T8200 HITCH

	728232	3-PT Hitch w/110 mm cylinders 13,600lb/6,182kg lift capacity, electronic depth sensing Cat III/IIIN with adjustable links. Without Quick Coupler			No Charge
--	--------	--	--	--	-----------

SD T8960 3 - POINT LINKAGE-REAR

	XT8960X	Fixed lower links Adjustable links only. Less Quick Coupler			No Charge
--	---------	---	--	--	-----------

**MAGNUM 220
US PRICE LIST**

(Ex Works Racine, WI)

	429310	3-Pt hitch adj. quick coupler Cat. III/IIIN. Hitch lift capacity will be reduced approx. 600 lbs. / 272 kg.			\$1,822.00
--	--------	---	--	--	------------

HYDRAULICS

HYDRAULIC PUMP

SD T8220 HYDRAULIC PUMP

	420302	Hydraulic pump, high capacity 41.0 GPM/155 lpm for full-powershift versions 43.0 GPM/162 lpm for CVT versions			No Charge
--	--------	---	--	--	-----------

REAR REMOTE VALVES

SD T8270 REAR REMOTES

	420415	Three remote PFC circuits Electronic Control Actuation In-cab electronic flow controls with selectable functions.			No Charge
	420402	4_electric remotes Includes 4 paddles (#1-4 w/paddles or #1 on Multi Function Handle)			\$1,729.00
	420403	5_electric remotes Includes 4 paddles (#1-4 with paddles, #5 on Multi Function Handle)			\$3,329.00

MID-MOUNT VALVES

SD T8283 MID-MOUNT VALVES

	XT8283X	Standard less mid-mount valve			No Charge
	728108	2 Electronic mid-mount valves Includes electronic joystick.			\$3,024.00
	728109	3 Electronic mid-mount valves 3rd function proportional Includes electronic joystick.			\$4,266.00

POWER BEYOND

SD T8278 HYDRAULICS

	XT8278X	STD less hydraulics			No Charge
	429324	Power Beyond-motor retrn valve			\$1,019.00

**MAGNUM 220
US PRICE LIST**

(Ex Works Racine, WI)

FRONT AXLE

SD T3330 FRONT AXLE/DRIVE ENGAGE

	429327	Class 4.0 Std Axle with electronic differential lock, 12-bolt hub, 60 - 88 in./1524 - 2235 mm adjustable spacing. Front Duals not allowed.			No Charge
	420228	Class 4.75 Suspended Axle Electronic differential lock, 12 bolt hub, 60 - 88 in. / 1524 - 2235 mm adjustable spacing. Front Dual Capable of 120 inch / 3 m tread spacing for controlled traffic. May have tire or weight limitations. See Dealer Portal.			\$9,956.00

FRONT WHEELS AND TIRES

SINGLES

SD T4940 FRONT WHEELS AND TIRES

	XT4940X	No singles ordered Match tires to Intended Application - refer to applicable tire manufacturer's handbook for load carrying capacities and additional application information. Tire Brand Preference or No Tire Brand Preference option MUST BE SELECTED FROM OTHER EQUIPMENT SECTION.			No Charge
Firestone Tires R1 Tread					
	8848454	380/85R30 135A8/B R1 FI Radial All Traction FWD™			(\$737.00)
	8876454	380/85R34 137A8/B R1 FI Radial All Traction FWD™			No Charge
	8878454	420/90R30 142A8/B R1 FI Radial All Traction FWD™			\$30.00
Firestone Tires R1W Tread					
	8887654	320/85R38 143A8/B R1W FI Radial 9000™			\$1,593.00
	8258654	380/85R30 135A8/B R1W FI Radial All Traction DT™			(\$317.00)
	8876654	380/85R34 137A8/B R1W FI Radial All Traction DT™			\$342.00
	8872454	380/80R38 142A8/B R1W FI Radial All Traction DT™			\$1,077.00
	8801854	420/85R34 147A8/B R1W FI Radial All Traction DT™			\$1,182.00
	8863654	420/90R30 145A8/B R1W FI Radial All Traction DT™			\$164.00

**MAGNUM 220
US PRICE LIST**

(Ex Works Racine, WI)

	8855654	480/70R30 152A8/B R1W FI Radial All Traction DT™			\$570.00
	8860654	600/65R28 147A8/B R1W FI Radial All Traction DT™			\$1,681.00
Goodyear Tires R1 Tread					
	8848404	380/85R30 135A8/B R1 GY UltraTorque™ Radial			(\$196.00)
	8876404	380/85R34 137A8/B R1 GY UltraTorque™ Radial			\$289.00
	8878404	420/90R30 142A8/B R1 GY UltraTorque™ Radial			\$70.00
Goodyear Tires R1W Tread					
	8887604	320/85R38 143A8/B R1W GY DT800™ Radial			\$1,523.00
	8863604	16.9R30 144A8/B R1W GY Super Traction™ Radial			\$336.00
	8872444	380/80R38 142A8/B R1W GY DT800™ Radial			\$1,187.00
	8876644	380/85R34 137A8/B R1W GY DT800™ Radial			\$253.00
	8801844	420/85R34 147A8/B R1W GY Super Traction™ Radial			\$1,413.00
	8855604	480/70R30 152A8/B R1W GY DT810™ Radial			\$693.00
	8860604	600/65R28 147A8/B R1W GY DT824 OPTITRAC™ Radial			\$1,317.00
Goodyear Tires R2 Tread					
	8263504	16.9R30 3 Star R2 GY Special Sure Grip™ TD8 Radial			\$1,882.00
	8879344	480/85R30 147A8 R2 GY Special Sure Grip™ TD8 Radial			\$1,354.00
Michelin Tires R1W Tread					
	8872434	380/80R38 142A8/B R1W MI Agribib® Radial			\$1,092.00
	8876434	380/85R34 137A8/B R1W MI Agribib® Radial			\$381.00
	8878434	420/90R30 147A8/B R1W MI Agribib® Radial			\$164.00
	8801834	420/85R34 R1W 142B MI Agribib® Radial			\$1,441.00
	8802034	VF420/85R34 R1W MI YieldBib®			\$1,590.00
Mitas Tires R1W Tread					
	8872484	380/80R38 142A8/B R1W CO MT ContiContract AC 85			\$762.00
	8801884	420/85R34 147A8/B R1W CO MT ContiContract AC 85			\$830.00

**MAGNUM 220
US PRICE LIST**

(Ex Works Racine, WI)

Titan Tires R1 Tread					
	8876464	380/85R34 137A8/B R1 TI Titan Hi-Traction Lug Radial			\$342.00
Titan Tires R1W Tread					
	8872404	380/80R38 142A8/B R1W TI AG49M Radial			\$1,187.00
	8801864	420/85R34 147A8/B R1W TI AG49M Radial			\$1,413.00
Trelleborg Tires R1W Tread					
	8801824	420/85R34 142A8/139B R1W TR TM600			\$1,207.00

DUALS

SD_T4942 DUAL TIRES

	XT4942X	No duals Assumes singles are ordered Cannot be ordered with No Front Singles (XT4940X) FRONT DUAL WHEELS INCLUDE 16 IN. SPACER Match Tires to Intended Application - refer to applicable tire manufacturer's handbook for load carrying capacities and additional application information. Tire Brand Preference or No Tire Brand Preference option MUST BE SELECTED FROM OTHER EQUIPMENT SECTION.			No Charge
--	---------	--	--	--	-----------

Firestone Tires R1 Tread					
	8258457	380/85R30 135A8/B R1 FI Radial All Traction FWD™	3520.000		\$4,782.00
	8876457	380/85R34 137A8/B R1 FI Radial All Traction FWD™	3520.000		\$6,408.00
	8277457	420/90R30 142A8/B R1 FI Radial All Traction FWD™	3620.000		\$5,498.00
Firestone Tires R1W Tread					
	8887657	320/85R38 143A8/B R1W FI Radial 9000™	3380.000		\$7,849.00
	8258657	380/85R30 135A8/B R1W FI Radial All Traction DT™			\$4,943.00
	8876557	380/85R34 137A8/B R1W FI Radial All Traction DT™	3520.000		\$6,786.00
	8872457	380/80R38 142A8/B R1W FI Radial All Traction DT™	3520.000		\$8,122.00
	8277557	420/90R30 145A8/B R1W FI Radial All Traction DT™	3620.000		\$5,511.00
	8801857	420/85R34 147A8/B R1W FI Radial All Traction DT™	3620.000		\$8,437.00
Goodyear Tires R1 Tread					
	8258407	380/85R30 135A8/B R1 GY UltraTorque™ Radial	3520.000		\$5,050.00

**MAGNUM 220
US PRICE LIST**

(Ex Works Racine, WI)

	8876407	380/85R34 137A8/B R1 GY UltraTorque™ Radial	3520.000		\$6,527.00
	8277407	420/90R30 142A8/B R1 GY UltraTorque™ Radial	3620.000		\$5,375.00
Goodyear Tires R1W Tread					
	8887607	320/85R38 143A8/B R1W GY DT800™ Radial	3380.000		\$7,929.00
	8876547	380/85R34 137A8/B R1W GY DT800™ Radial	2300.000		\$6,474.00
	8872447	380/80R38 142A8/B R1W GY DT800™ Radial	3520.000		\$8,777.00
	8801847	420/85R34 147A8/B R1W GY Super Traction™ Radial	3620.000		\$9,141.00
	8277507	16.9R30 144A8/B R1W GY Super Traction™ Radial			\$5,801.00
Goodyear Tires R2 Tread					
	8277647	16.9R30 3 Star R2 GY Special Sure Grip™ TD8 Radial			\$9,547.00
Michelin Tires R1W Tread					
	8876437	380/85R34 137A8/B R1W MI Agribib® Radial	1860.000		\$6,673.00
	8872437	380/80R38 142A8/B R1W MI Agribib® Radial			\$7,790.00
	8801837	D420/85R34 R1W 142B MI Agribib® Radial			\$8,573.00
	8878537	420/90R30 147A8/B R1W MI Agribib® Radial	3620.000		\$5,029.00
	8802037	VF420/85R34 R1W MI YieldBib®			\$10,615.00
Continental / Mitas R1W Tread					
	8872487	380/80R38 142A8/B R1W CO MT ContiContract AC 85			\$7,471.00
	8801887	420/85R34 147A8/B R1W CO MT ContiContract AC 85			\$7,996.00
Titan Tires R1 Tread					
	8876467	380/85R34 137A8/B R1 TI Hi Traction Lug Radial	3520.000		\$6,622.00
Titan Tires R1W Tread					
	8872407	380/80R38 142A8/B R1W TI AG49M Radial	2180.000		\$8,777.00
	8801867	420/85R34 147A8/B R1W TI AG49M Radial	3620.000		\$8,878.00
Trelleborg Tires R1W Tread					
	8801827	420/85R34 142A8/139B R1W TR TM600			\$8,523.00

**MAGNUM 220
US PRICE LIST**

(Ex Works Racine, WI)

REAR AXLE

SD T4810 REAR AXLE

	728431	112in. Bar axle for steel whls 4.0 in./102 mm Diameter				(\$184.00)
	728181	119in. Bar axle for steel whls 4.0 in./102 mm Diameter				No Charge

REAR WHEELS AND TIRES

SINGLES

SD T4950 REAR WHEELS AND TIRES

	XT4950X	No singles ordered Assumes duals are ordered Cannot be ordered with No Rear Duals (XT4952X) Match Tires to Intended Application - refer to applicable tire manufacturer's handbook for load carrying capacities and additional application information. Tire brand Preference or No Tire Brand Preference option MUST BE SELECTED FROM OTHER EQUIPMENT SECTION.				No Charge
Firestone Tires R1 Tread						
	8366454	480/80R46 158A8/B R1 FI Radial All Traction™ 23°				(\$6,058.00)
	8967454	520/85R42 157A8/B R1 FI Radial All Traction™ 23°				(\$5,391.00)
Firestone Tires R1W Tread						
	8991404	480/80R46 158A8/B R1W FI Radial Deep Tread 23°				(\$5,948.00)
	8340554	520/85R42 157A8/B R1W FI Radial Deep Tread 23°				(\$5,087.00)
	8965554	620/70R42 160A8/B R1W FI Radial All Traction DT™				(\$3,130.00)
	8992554	710/70R38 166A8/B R1W FI Radial All Traction DT™				(\$2,902.00)
Goodyear Tires R1 Tread						
	8366404	480/80R46 158A8/B R1 GY UltraTorque™ Radial				(\$8,059.00)
	8967444	520/85R42 157A8/B R1 GY UltraTorque™ Radial				(\$5,580.00)
Goodyear Tires R1W Tread						
	8991444	480/80R46 158A8/B R1W GY Super Traction™ Radial				(\$5,500.00)

**MAGNUM 220
US PRICE LIST**

(Ex Works Racine, WI)

	8340504	520/85R42 157A8/B R1W GY Super Traction™ Radial			(\$5,034.00)
	8965504	620/70R42 160A8/B R1W GY DT820™ Radial			(\$3,616.00)
	8992504	710/70R38 166A8/B R1W GY DT824™ Radial			(\$2,691.00)
Goodyear Tires R2 Tread					
	8587744	18.4R46 3 Star R2 GY Special Sure Grip™ TD8 Radial			(\$6,768.00)
	8596444	520/85R46 R2 158B GY Special Sure Grip TD8 Radial Only available with 729886 – Cat II/IIIN, 3-pt hitch with Telescoping Links			(\$6,385.00)
Michelin Tires R1W Tread					
	8991434	480/80R46 158A8/B R1W MI Agribib® Radial			(\$4,785.00)
	8967404	520/85R42 157A8/B R1W MI Agribib® Radial			(\$4,792.00)

DUALS

SD_T4952 REAR DUAL WH AND TIRES

	XT4952X	No rear duals Cannot be ordered with No Rear Singles (XT4950X) REAR DUALS INCLUDE DUAL HUBS AND WIDE MARKER LIGHTS Match Tires to Intended Application - refer to applicable tire manufacturer's handbook for load carrying capacities and additional application information. Tire Brand Preference or No Tire Brand Preference option MUST BE SELECTED FROM OTHER EQUIPMENT SECTION.			No Charge
Firestone Tires R1 Tread					
	8441454	420/80R46 151A8/B R1 FI Radial All Traction™ 23°			\$886.00
	8488554	480/80R42 151A8/B R1 FI Radial All Traction™ 23°			(\$1,789.00)
	8466454	480/80R46 158A8/B R1 FI Radial All Traction™ 23°			No Charge
	8489454	520/85R42 157A8/B R1 FI Radial All Traction™ 23°			\$1,036.00
Firestone Tires R1W Tread					
	8461654	320/90R54 149A8/B R1W FI Radial All Traction DT™ adj. steel wheels			\$2,959.00

**MAGNUM 220
US PRICE LIST**

(Ex Works Racine, WI)

	8420454	380/90R46 152A8/B R1W FI Radial 9000™			(\$815.00)
	8491554	380/90R50 151A8/B R1W FI Radial 9000™ adj. steel wheels			\$3,393.00
	8496554	380/90R54 152A8/B R1W FI Radial 9000™			\$5,039.00
	8491454	480/80R46 158A8/B R1W FI Radial Deep Tread 23°			\$940.00
	8416454	480/80R50 159A8/B R1W FI Radial Deep Tread 23° Note: Narrowest tire setting will be 32 inches For 30 inch row spacing: conversion kit 87430234 & 2 of 301248A2 is required and can be ordered from Parts			\$5,542.00
	8489354	520/85R42 157A8/B R1W FI Radial Deep Tread 23°			\$1,551.00
	8468554	520/85R46 158A8/B R1W FI Radial Deep Tread 23°			\$3,914.00
	8465654	620/70R42 160A8/B R1W FI Radial All Traction DT™			\$7,358.00
	8492554	710/70R38 166A8/B R1W FI Radial All Traction DT™			\$8,334.00
Goodyear Tires R1 Tread					
	8441404	420/80R46 151A8/B R1 GY UltraTorque™ Radial			\$612.00
	8488504	480/80R42 151A8/B R1 GY UltraTorque™ Radial			(\$1,742.00)
	8466444	480/80R46 158A8/B R1 GY Dyna Torque Radial			\$1,156.00
	8462540	480/80R46 158A8/B R1 GY UltraTorque™ Radial			\$541.00
	8489404	520/85R42 157A8/B R1 GY UltraTorque™ Radial			\$571.00
Goodyear Tires R1W Tread					
	8461604	320/90R54 149A8/B R1W GY DT800™ Radial adj. steel wheel			\$2,717.00
	8491544	380/90R50 151A8/B R1W GY DT800™ Radial adj. steel wheels			\$3,651.00
	8496544	380/90R54 152A8/B R1W GY DT800™ Radial			\$5,298.00
	8491444	480/80R46 158A8/B R1W GY Super Traction™ Radial			\$2,086.00

**MAGNUM 220
US PRICE LIST**

(Ex Works Racine, WI)

	8416444	480/80R50 159A8/B R1W GY Super Traction™ Radial Note: Narrowest tire setting will be 32 inches For 30 inch row spacing: conversion kit 87430234 & 2 of 301248A2 is required and can be ordered from Parts			\$4,679.00
	8489304	520/85R42 157A8/B R1W GY Super Traction™ Radial			\$1,608.00
	8468504	520/85R46 158A8/B R1W GY Super Traction™ Radial			\$3,740.00
	8465604	620/70R42 160A8/B R1W GY DT820™ Radial			\$6,975.00
	8492504	710/70R38 166A8/B R1W GY DT824™ Radial			\$9,022.00
Goodyear Tires R2 Tread					
	8466544	18.4R46 3 Star R2 GY Special Sure Grip™ TD8 Radial			\$2,771.00
	8489444	520/85R42 157A8/B R2 GY Special Sure Grip™ TD8 Radial			\$2,951.00
Michelin Tires R1W Tread					
	8491434	480/80R46 158A8/B R1W MI Agribib® Radial			\$2,889.00
	8416434	480/80R50 159A8/B R1W MI Agribib® Radial Note: Narrowest tire setting will be 32 inches For 30 inch row spacing: conversion kit 87430234 & 2 of 301248A2 is required and can be ordered from Parts			\$5,647.00
	8416534	VF480/80R50 R1W MI YieldBib®			\$9,777.00
	8467434	520/85R42 157A8/B R1W MI Agribib® Radial			\$3,284.00
	8468534	520/85R46 155A8/B R1W MI Agribib® Radial			\$6,937.00
Mitas Tires R1W Tread					
	8416484	480/80R50 159A8/B R1W CO MT ContiContract AC 85 Note: Narrowest tire setting will be 32 inches For 30 inch row spacing: conversion kit 87430234 & 2 of 301248A2 is required and can be ordered from Parts			\$3,811.00
Titan Tires R1 Tread					
	8498464	480/80R46 158A8/B R1 TI Titan Hi-Traction Lug Radial			\$122.00

**MAGNUM 220
US PRICE LIST**

(Ex Works Racine, WI)

Titan Tires R1W Tread					
	8496564	380/90R54 152A8/B R1W TI TT49V Radial			\$5,298.00
	8416404	480/80R50 159A8/B R1W TI AG49M Radial Note: Narrowest tire setting will be 32 inches For 30 inch row spacing: conversion kit 87430234 & 2 of 301248A2 is required and can be ordered from Parts			\$4,679.00
Trelleborg Tires R1W Tread					
	8416424	480/80R50 159D R1W TR TM600 Note: Narrowest tire setting will be 32 inches For 30 inch row spacing: conversion kit 87430234 & 2 of 301248A2 is required and can be ordered from Parts			\$6,222.00

FENDERS

FRONT FENDERS

SD_T8740 FRONT FENDERS

	XT8740X	Standard less front fenders			No Charge
	420235	MFD front narrow fenders Required with 420 and narrower tires			\$1,428.00
	420233	MFD wide front fenders Required with 540 and wider tires Recommended with 480 tires for full coverage			\$1,680.00

FENDER EXTENSIONS

SD_T8700 FENDERS

	420050	Standard 86.6 in./2200 mm Includes rear hitch controls			No Charge
	420362	Wide 100.4 in./2550 mm Includes auto PTO function and fender-mounted hitch and PTO controls with hitch option.			\$1,101.00

OTHER EQUIPMENT

SD_T5901 WHEEL SPACERS

	XT5901X	Std less rear wheel spacers			No Charge
	420801	Rear wheel spacers-5 in. each dual spacers			\$948.00

**MAGNUM 220
US PRICE LIST**

(Ex Works Racine, WI)

	420802	Rear wheel spacers-10 in. each dual spacers			\$1,250.00
	420803	Rear wheel spacers-13 in. each dual spacers			\$1,273.00
	420876	Rear wheel spacers-15 in. each dual spacers			\$2,011.00

SD_T8512 TIRE BRAND CHOICE

	420990	No tire brand preference Tire from existing tire inventory will be installed. This could include the selection you made in front/rear, Single/Dual sections, or the same tire size in Firestone, Goodyear, Titan, Michelin, or Continental/Mitas. Actual tire installed will be invoiced. Availability of brands vary by size.			No Charge
	429995	Tire brand preference Tire brands are subject to availability If the Tire Brand Preference code is ordered, the plant will install the brand selected.			\$1,721.00

REAR BALLAST

SD_T2150 FRONT BALLAST

	XT2150X	Standard less front ballast DO NOT EXCEED TIRE OR AXLE CAPACITY.			No Charge
	420346	Front weight frame only 310 lb/141 kg			\$504.00
	420331	FWF and 6 front weights front weight frame and 6 front weights.			\$1,222.00
	420349	FWF and 10 front weights front weight frame and 10 front weights.			\$1,681.00

SD_T4961 REAR BALLAST

	XT4961X	Standard less rear ballast			No Charge
	420257	Rear wheel weights - 400 lb. inner 2 x 200 lb.			\$593.00
	429287	Rear wheel weights -1000 lb inner 2 x 500 lb.			\$1,057.00
	429336	Rear wheel weights 2000 lb. inner 4 x 500 lb.			\$2,116.00

OPERATOR'S MANUAL

SD_T9840 COUNTRY CONFIGURATION

	420701	North American English			No Charge
--	--------	------------------------	--	--	-----------

**MAGNUM 220
US PRICE LIST**

(Ex Works Racine, WI)

	420702	French Canadian			No Charge
	429351	North American Spanish			No Charge

**MAGNUM 220
US PRICE LIST**

(Ex Works Racine, WI)

Factory Supplied Attachments

Order Code	Description	Weight	List Price
------------	-------------	--------	------------

3 pt Hitch, Drawbar, PTO Kits

719660016	CAT IIIN/IIIN 3/3-3N/3 Coupler	245 LB	\$1,213.00
-----------	--------------------------------	--------	------------

Cab

719247006	Joystick kit	3 LB	\$1,614.00
84555953	KIT, RH Window Bar Display Includes Right Hand side Window bar Display Harness and Mount	4 LB	\$118.00

Rear Dual/Triple Whls w/Tires

318661A1FS	320/90R54 149A8/B - FS R1W Firestone Radial All Traction DT™ Does not include wheel hubs or spacers.	1,350 LB	\$10,128.00
86993001	320/90R54 149A8/B - GY R1W Goodyear DT8000™ Radial Does not include wheel hubs or spacers.	1,350 LB	\$10,375.00
47357616	380/80R38 R1W 142B Mitas AC85 Does not include wheel hubs or spacers	888 LB	\$6,411.00
356305A1FS	380/90R46 152A8/B FS R1W Firestone Radial 9000™ Does not include wheel hubs or spacers.	1,250 LB	\$7,039.00
427213A1GY	380/90R46 GY R1 149A8 TL NAO Goodyear UltraTorque™ Radial Does not include wheel hubs or spacers.	1,500 LB	\$3,769.00
398450A1GY	380/90R50 151A8 - GY R1W Goodyear DT800™ Radial Does not include wheel hubs or spacers.	1,380 LB	\$11,334.00
47358369	420/85R34 R1W 147B Mitas AC85 Does not include wheel hubs or spacers	858 LB	\$6,485.00
296592A1FS	420/80R46 151A8/B FS R1 Firestone Radial All Traction 23° Does not include wheel hubs or spacers.	1,470 LB	\$8,561.00
427223A1GY	420/80R46 151A8/B GY R1 Goodyear UltraTorque™ Radial Does not include wheel hubs or spacers.	1,470 LB	\$8,311.00
296579A1FS	480/80R42 151A8/B - FS R1 Firestone Radial All Traction 23° Does not include wheel hubs or spacers.	1,450 LB	\$6,995.00
339667A1GY	480/80R42 151 A8/B - GY R1 Goodyear UltraTorque™ Radial Does not include wheel hubs or spacers.	1,450 LB	\$6,708.00
296593A1FS	18.4R46 R1 155A8 TL FS Firestone Radial All Traction 23° Does not include wheel hubs or spacers.	1,660 LB	\$7,919.00
296593A1GY	18.4R46 R1 3 Star TL Goodyear DynaTorque Radial Does not include wheel hubs or spacers.	1,660 LB	\$7,053.00

**MAGNUM 220
US PRICE LIST**

(Ex Works Racine, WI)

	339669A1GY	480/80R46 158A8/B GY R1 Goodyear UltraTorque™ Radial Does not include wheel hubs or spacers.	1,660 LB		\$8,014.00
	370430A1GY	480/80R46 158A8 - GY R1W Goodyear Super Traction™ Radial Does not include wheel hubs or spacers.	1,660 LB		\$9,524.00
	370430A1MI	480/80R46 158A8/B - MI R1W Michelin AGRIBIB® Radial Does not include wheel hubs or spacers. Michelin Agribib® tires are not warranted if used for pulling scrapers for ground leveling.	1,660 LB		\$11,129.00
	296584A1FS	480/80R42 151A8/B - FS R1 Firestone Radial All Traction 23° Does not include wheel hubs or spacers.	1,640 LB		\$10,633.00
	296586A1GY	20.8R42 155A8/B - GY R1W Goodyear Super Traction™ Radial Does not include wheel hubs or spacers.	1,815 LB		\$9,377.00
	339668A1GY	520/85R42 157A8/B - GY R1 Goodyear UltraTorque™ Radial Does not include wheel hubs or spacers.	1,800 LB		\$10,667.00
	296586A1FS	520/85R42 157A8/B FS R1W Firestone Radial Deep Tread 23° Does not include wheel hubs or spacers.	1,650 LB		\$8,880.00
	87423450	520/85R42 R1W 157A8 TL FS NAO Firestone Radial Deep Tread 23 Degrees Does not include wheel hubs or spacers.	1,800 LB		\$8,880.00
	296588A1FS	620/70R42 160A8/B FS R1W Firestone Radial All Traction DT™ Does not include wheel hubs or spacers.	2,030 LB		\$14,129.00
	296588A1GY	620/70R42 160A8/B GY R1W Goodyear DT820™ Radial Does not include wheel hubs or spacers.	2,030 LB		\$14,469.00
	302498A1GY	20.8R42 R2 2 Star TL GY NAO Goodyear DT824 OPTITRAC™ Radial Does not include wheel hubs or spacers.	2,240 LB		\$15,583.00

Rear Dual/Triple Whls w/oTires

	719698016	Wheels MW23A-38, 10 bolt solid steel wheel for 710/70R38 w/ 8 in. offset Does not include wheel hub or spacers	930 LB		\$3,003.00
	719016016	Wheels W16A-42, 10 bolt solid wheel For 18.4-42 or 480/80R42 w/9 in. offset. Does not include wheel hubs or spacers	750 LB		\$2,394.00
	719691016	Wheels W18A-42, 10 bolt solid steel wheel for 20.8-42 or 520/85R42 w/9 in. offset Does not include wheel hubs or spacers	780 LB		\$2,436.00
	719692016	Wheels W13-46, 10 bolt solid steel wheel For 14.9-46 or 380/90R46 w/9 in. offset Does not include wheel hubs or spacers	895 LB		\$2,678.00
	719693016	Wheels W16A-46, 10 bolt solid steel wheel for 18.4-46 or 520/85R46 w/9 in. offset Does not include wheel hubs or spacers	860 LB		\$2,553.00

**MAGNUM 220
US PRICE LIST**

(Ex Works Racine, WI)

	719694016	Wheels DW12-50, 10 bolt adjustable steel Adjustable Steel wheel for 380/90R50 tires Does not include wheel hubs or spacers	800 LB		\$4,105.00
	719696016	Wheels W10A-54, 10 bolt adjustable steel Adjustable Steel wheel for 12.4R54 or 320/90R54 tires Does not include wheel hubs or spacers	960 LB		\$4,184.00

Wheel Hubs and Spacers

	719677006	10 bolt dual wheel hub 4" axle For 4 in./102 mm axle mounting 10 Bolt Dual Wheel Hub for Axle Mounting (Small Frame / D style Axle)	400 LB		\$1,589.00
	719680006	5 in./127 mm rear dual spacer kit For 10 bolt hubs Must be ordered from the Racine Plant	265 LB		\$870.00
	719681006	10 in./254 mm rear dual spacer kit For 10 bolt hubs Must be ordered from the Racine Plant	330 LB		\$1,148.00
	719682006	13 in./330 mm rear dual spacer kit For 10 bolt hubs Must be ordered from the Racine Plant	190 LB		\$1,170.00
	719683006	15 in./380 mm rear dual spacer kit For 10 bolt hubs Must be ordered from the Racine Plant	405 LB		\$1,846.00

Hydraulics

	47498117	4th Remote valve section - Current 2012 built Magnum 180 - 225 and after For Serial # ZCRH01492 and after	35 LB		\$1,559.00
	47499726	5th Remote valve section - Current 2012 built Magnum 180 - 225 and after For Serial # ZCRH01492 and after	35 LB		\$1,629.00
	719898006	Case Drain 3/8 Inch Case Drain Male Couplings	3 LB		\$130.00
	47528094	Power Beyond/Motor Return 3/4 Inch Hydraulic Motor Return, 3/4 Inch Supply, 1/4 Inch Load Sense, & 3/8 Inch Case Drain Male Couplings For tractors built prior to ZCRH01492	25 LB		\$1,818.00
	719892006	Electronic mid-mount valve slice Mid Mount hydraulic - 3rd section update kit for Powershift & CVT transmission models	245 LB		\$1,065.00
	719896006	Hydraulic Trailer Brake Kit Powershift Transmission tractors	35 LB		\$2,063.00
	719897006	Hydraulic Trailer Brake Kit CVT Transmission tractors	245 LB		\$1,952.00

Front Dual

	719685016	16 in./406 mm front dual MFD spacer kit 16" Front Dual Spacer kit Front Duals only available with 4.75 Suspended axle	300 LB		\$1,089.00
--	-----------	---	--------	--	------------

**MAGNUM 220
US PRICE LIST**

(Ex Works Racine, WI)

Front and Rear Weights

	719669016	Front weight, 600 lbs/272 kg Front/6 - MX Magnum style segments - with hardware Must be ordered from the Racine Plant	640 LB		\$848.00
	719670016	Front weight, 1000 lb./43 kg. Front/10 - MX Magnum style segments - with hardware Must be ordered from the Racine Plant	1,040 LB		\$1,413.00
	719672006	Rear wheels weights 1 pair 200 lb./91 kg. - includes mounting hardware Must be ordered from the Racine Plant	440 LB		\$576.00
	719673006	Rear wheels weights 1 pair 500 lb./227 kg. - includes mounting hardware Must be ordered from the Racine Plant	1,025 LB		\$1,025.00
	719668026	Front weight bracket, small 10 segment capacity - includes mounting hardware	325 LB		\$504.00

Other Equipment

	47429630	Narrow MFD Fenders Class 4.75 SADL susp Narrow Fender kit for Case IH Class 4.75 Suspended Axle Use with 480mm and narrower tires For tractors after Serial #ZDRH03416	265 LB		\$1,694.00
	47429632	Wide MFD Fenders Class 4.75 SADL Susp Wide Fender kit for Case IH Class 4.75 Suspended Axle Use with 540mm and wider tires For tractors after Serial #ZDRH03416	265 LB		\$2,034.00
	47429629	Narrow Front MFD Fenders- Class 4 Narrow Fender kit for Class 4 Standard Axle Use with 480mm and narrower tires For tractors after Serial #ZDRH03416	265 LB		\$1,694.00
	47429631	Wide Front MFD Fenders Class 4 Wide Fender kit for Class 4 Standard Axle Use with 540mm and wider tires For tractors after Serial #ZDRH03416	265 LB		\$2,034.00

**MAGNUM 240
US PRICE LIST**

(Ex Works Racine, WI)

Standard Equipment

ENGINE:

Case IH 6.7 L Engine by FPT
6-Cylinder, 24 valve diesel,
turbocharged, intercooled
Peak/Growth HP: 255
Peak/Boosted HP: 265
205 PTO horsepower @ 2200 rpm
(Rated at 2200 rpm for road
transportation and hydraulic work,
limited @ 2100 rpm for PTO and
low ranges/gears)
Fuel System: Electronically controlled
Common rail
Power boost: provides
additional engine horsepower during
non-stationary PTO/hydraulics
activation or transport
Water-in-Fuel Sensor
Air cleaner with pre-cleaner and
exhaust aspirator
Dual element air filter
OAT Antifreeze solution to -34°F
(-37°C)
Viscous Fan Drive
Grid Heater
Constant engine speed control
Foot Throttle

OPERATOR PROTECTIVE STRUCTURE:

CASE-IH DELUXE "Surveyor" Cab
Heat/AC with Automatic Temperature
Control and continuous pressurization
Heated Seat: Cloth "Optima" air
suspension, fore/aft, height, swivel,
back cushion tilt, lumbar support,
firmness and auto weight
adjustments, fore/aft lateral isolators,
adjustable heat control and seat belt
Cloth Instructor seat
MultiControl Armrest with integrated
transmission, throttle, hydraulics,
PTO and hitch controls, electric
armrest adjust
Right Hand armrest display ready
Mounting Bar

OPERATOR PROTECTIVE

STRUCTURE: (continued)
Left hand flip-up armrest
Radio Delphi AM/FM weather band
stereo radio
Business Band Antenna
Inside rear view mirror
Manual exterior mirrors
Front intermittent windshield
wiper and washer
Rear window wiper and washer
Self-cancelling turn signals
3 power outlets
Horn
Dome and Map lights
Dual cup holder
Coat hook
Rubber floor mat
Soft Grip-Steering Wheel: tilt and
telescopic
Front sunshade
Overhead and rear deck storage
with netting
Five steps with handrail
Right side service steps
Front right-side mounted tool box
Swing out rear window
Front window access step

INSTRUMENTATION:

A-post mounted analog/digital
instrument cluster with display of
engine oil pressure, fuel level,
coolant temperature, speed,
hitch and PTO indicators
Performance Instrumentation:
Provides data on, PTO speed,
hydraulic flow control settings with
individual timers for each remote
valve, detailed service internal
information, electronic End of Row,
and if equipped with radar,
percentage slip, distance travelled,
area covered.

**MAGNUM 240
US PRICE LIST**

**(Ex Works Racine, WI)
Standard Equipment**

ACCUGUIDE:

Factory Ready AFS AccuGuide™
(List Price Value \$4,949 USD)
includes steering sensor, electronic steering valve, steering manifold, hoses, wiring harness, receiver mounting bracket, cabling & hardware
ISO 11783 implement system
connector and rear bracket

CAPACITIES:

Fuel: 160 Gallons (606 L)
DEF: 17 Gallons (66 L)

TRANSMISSION:

CVT, 40 kph (25 mph)
Steering column-mounted hydraulic
FNRP shuttle with integral park lock
Right Hand Forward/Reverse shuttle
in Multifunction control handle
Speed matching
Independent parking brake
Service Brakes: self-adjusting power
internal wet disc
Power differential lock

AXLES:

MFD Front:
Class 4.0 MFD front axle with
differential lock
12 bolt hub, no front duals allowed
Tread Setting 60 in. - 88 in.
(1524 mm - 2235 mm)
Rear Bar Axle:
4.0 in. (105 mm) diameter,
119 in. (3023 mm) length
Automatic MFD and Differential
Lock Modes

TIRES AND WHEELS:

MFD Front:
(2) 380/85R34 137A8/B (R1)
with adjustable wheel
Rear Duals:
(4) 480/80R46 158A8/B (R1)
with solid steel wheels

HYDRAULICS:

Pressure Flow Compensated hydraulics
3 remote circuits with ISO breakaway
couplers. In-cab electronic flow
controls and timed detents
for raise and lower hydraulic flow
Selectable functions on all valves
Hi-flow hydraulic pump
43 gpm (162.7 lpm) - CVT
17 gpm (64.4 lpm) pump
for steering and operating circuits

HITCH:

Category III / IIIN, 3-point hitch
w/ 13,600 lb. (6,180 kg) lift
capacity, electronic draft sensing and
position control with hitch cushion ride
control, telescoping draft arms with
rear hitch control and adjustable sway
Cat. III adjustable drawbar
With 1.5" Pin and hammerstrap

PTO:

540/1000 RPM shaft 1-3/8 in. diameter
and 1000 RPM shaft 1-3/4 in.
diameter, interchangeable shafts,
electronically controlled and protected
with adjustable shield

ELECTRICAL:

200 amp. alternator
Gear starter motor (4.2 kw)
Rear auxiliary 7 pin connector
1-1300 CCA capacity 12 volt battery
12 volt Jumper Stud

MAGNUM 240
US PRICE LIST

(Ex Works Racine, WI)

Standard Equipment

ELECTRICAL: (continued)

Lights:

- Egress Lighting
- 5 grill-mounted lights
 - 2 headlights
 - 2 corner lights
 - 1 center flood
- 2 cab roof mounted front
- 2 beltline front
- 2 cab roof mounted rear
- 4 rear fender flood
- 2 rear fender tail lights
- Brake lights
- Front and rear flashing safety lights

SAFETY EQUIPMENT:

- Safety Start System
 - operator presence
 - park position required for start
- Horn
- SMV Emblem
- Front axle and rear frame tie down
 - Locations
- ROPS
- HFC 134A refrigerant
- Seat belt
- Self-Cancelling turn signals
- Four way flashers
- MFD driveline shield
- Brake lights
- Wide marker lights with reflective tape
 - with rear dual tires
- PTO safety start system

**MAGNUM 240
US PRICE LIST**

(Ex Works Racine, WI)
Models

COMMERCIAL MODEL	TRANSMISSION	Weight		List Price
MAGNUM 240 CVT T4B	CVT-TRANS	22,140 LB		\$225,440.00

Factory Supplied Options

Order Code	Description	Weight		List Price
------------	-------------	--------	--	------------

OPERATOR STRUCTURE

SD_T9200 OPERATOR STRUCTURE #1

	420012	Deluxe-Cab Includes features described on Standard Features page			No Charge
	449058	DLX PERFORMANCE CAB Cab Suspension Standard Cab Equipment Cloth Positive Response Operator Seat Cloth Instructor Seat Radio Delphi AM/FM/Weatherband with CD and Bluetooth Business Band Antenna Electric Armrest Adjust RH Wiper Front, RH, and Rear Sunshades			\$4,594.00
	449059	LUX PERFORMANCE CAB Cab Suspension Luxury Cab Equipment Tinted Glass Multi-Power strip Carpet Leather Positive Response Heated and Ventilated Operator Seat Leather Instructor Seat Radio Delphi AM/FM/Weatherband with CD and Bluetooth Business Band Antenna Electric Armrest Adjust Front, RH, and Rear Sunshades RH Wiper			\$6,781.00

CAB

SD_T9215 RH FENDER HID LIGHT

	XT9215X	Standard rear work lights			No Charge
	429294	Front HID work lamp - hood 1 HID Lamp in center of the bumper replaces standard halogen lamp			\$1,130.00
	429293	Front and rear HID work lamp 1 HID Lamp in center of the bumper replaces standard halogen lamp. 2 HID Lamps on rear RH and LH fenders.			\$1,760.00

**MAGNUM 240
US PRICE LIST**

(Ex Works Racine, WI)

	429292	360 HID work lamp package Includes 3 front and 2 rear HID lamps and 2 roof side mounted halogen lights			\$2,978.00
--	--------	--	--	--	------------

MIRRORS

SD_T9221 REAR VIEW MIRROR

	XT9221X	Standard less mirrors			(\$509.00)
	420821	Manual adj. ext rearview Manual wide adjustable external mirror.			No Charge
	420820	Electric adj. ext rearview Electronic remote control wide adjustable external mirror.			\$787.00

BEACON LIGHTING

SD_T9145 ROTARY BEACON

	XT9145X	Standard less rotary beacon			No Charge
	420025	Single beacon light one light mounted on the LH side			\$346.00
	420099	Dual beacon light two lights mounted on both the LH and RH sides			\$798.00

DISPLAY MOUNTING

SD_T7619 RH MONITOR/MOUNTING

	429321	RH window bar display ready Includes window mount, AFS Pro 700 window harness and window bar			(\$239.00)
	429353	RH armrest display ready Includes MultiControl Armrest mount, AFS Pro 700 harness and window bar			No Charge

PRECISION FARMING

AUTOGUIDANCE

SD_T9210 AUTOGUIDANCE

	XT9210X	Std less guidance ready Without 372 Receiver & NavII Controller Includes AFS Autoguidance Ready Package			No Charge
	429367	Nav II w 372 Rec WAAS Auto Guidance Navigation II Controller (Factory installed) and 372 GPS Receiver - WAAS			\$8,653.00
	429368	Nav II w372 RecHP/XP/GLNS/WAAS Auto Guidance Navigation II Controller (Factory installed) and 372 GPS Receiver - WAAS, GLONASS, Omnistar HP/XP			\$11,153.00

**MAGNUM 240
US PRICE LIST**

(Ex Works Racine, WI)

PRECISION FARMING DISPLAY

SD T7615 AUTOGUIDANCE DISPLAY

	XT7615X	Std less autoguidance display			No Charge
	424263	Large Color Monitor Display			\$5,083.00

ENGINE

SD T5108 HIGH CAP ALTERNATOR

	420795	High cap. alternator 200 amp.			No Charge
--	--------	-------------------------------	--	--	-----------

STARTING AID

SD T1938 WEATHER PACK

	XT1938X	Standard without cold start Grid heater is standard equipment.			No Charge
	420874	Engine block heater 120V			\$90.00
	420875	Engine block htr, transm htr Engine block heater plus transmission heat maintainer 120V			\$442.00

AUX FUEL FILTER

SD T1943 AUXILIARY FUEL FILT

	XT1943X	Std less auxiliary fuel filter			No Charge
	420815	Severe duty fuel filter Adds filter between tank and engine filter. For use in areas where poor fuel quality is a concern.			\$502.00

TRANSMISSION

TRANSMISSION

SD T2810 TRANSMISSION

	729571	Powershift, 19F/6R Econo-40KPH 19F/6R Speed Full Powershift, economy 25 mph / 40 kph capable w/reduced engine speed in 19th gear for improved fuel economy during transport.			No Charge
	429326	Powershift, 19F/6R 50 KPH 19F/6R Speed Full Powershift, 30 mph / 50 kph capable. For approved 50kph tire combinations see tire chart. Requires suspended front axle, wide rear fenders, trailer brakes, MFD front fenders, electric adjust external mirrors.			No Charge

**MAGNUM 240
US PRICE LIST**

(Ex Works Racine, WI)

	420104	CVT, Economy w/Creeper-40KPH 25 mph / 40 kph Economy CVT transmission with creeper.			No Charge
	420105	CVT, Economy w/Creeper-50KPH 30 mph / 50 kph economy CVT Transmission with creeper. For approved 50 kph tire combinations see tire chart. Requires suspended front axle, wide rear fenders, trailer brakes, MFD front fenders, electric adjust external mirrors.			No Charge

RADAR

SD T7581 RADAR

	XT7581X	Std less ground speed sensor			No Charge
	X0212XX	Radar In Base			No Charge
	420823	True ground speed sensor Required for CVT			\$954.00

TRAILER BRAKES

TRAILER BRAKES

SD T7130 TRLR BRK VLV

	XT7130X	No hydraulic trailer brakes			No Charge
	420514	Hydraulic trailer brake			\$1,361.00

HITCH

DRAWBAR

SD T8901 DRAWBAR

	429329	Cat.III High-capacity drawbar Adjustable drawbar with 1.5 in./38 mm auto-pin hammer strap with hitch pin, 9,000 lb/ 4082 kg maximum tongue weight			No Charge
--	--------	---	--	--	-----------

REAR 3-POINT

SD T8200 HITCH

	728232	3-PT Hitch w/110 mm cylinders 13,600lb/6,182kg lift capacity, electronic depth sensing Cat III/IIIN with adjustable links. Without Quick Coupler			No Charge
--	--------	--	--	--	-----------

SD T8960 3 - POINT LINKAGE-REAR

	XT8960X	Fixed lower links Adjustable links only. Less Quick Coupler			No Charge
--	---------	---	--	--	-----------

**MAGNUM 240
US PRICE LIST**

(Ex Works Racine, WI)

	429310	3-Pt hitch adj. quick coupler Cat. III/IIIN. Hitch lift capacity will be reduced approx. 600 lbs. / 272 kg.			\$1,822.00
--	--------	---	--	--	------------

HYDRAULICS

HYDRAULIC PUMP

SD T8220 HYDRAULIC PUMP

	420302	Hydraulic pump, high capacity 41.0 GPM/155 lpm for full-powershift versions 43.0 GPM/162 lpm for CVT versions			No Charge
--	--------	---	--	--	-----------

REAR REMOTE VALVES

SD T8270 REAR REMOTES

	420415	Three remote PFC circuits Electronic Control Actuation In-cab electronic flow controls with selectable functions.			No Charge
	420402	4_electric remotes Includes 4 paddles (#1-4 w/paddles or #1 on Multi Function Handle)			\$1,729.00
	420403	5_electric remotes Includes 4 paddles (#1-4 with paddles, #5 on Multi Function Handle)			\$3,329.00

MID-MOUNT VALVES

SD T8283 MID-MOUNT VALVES

	XT8283X	Standard less mid-mount valve			No Charge
	728108	2 Electronic mid-mount valves Includes electronic joystick.			\$3,024.00
	728109	3 Electronic mid-mount valves 3rd function proportional Includes electronic joystick.			\$4,266.00

POWER BEYOND

SD T8278 HYDRAULICS

	XT8278X	STD less hydraulics			No Charge
	429324	Power Beyond-motor retrn valve			\$1,019.00

**MAGNUM 240
US PRICE LIST**

(Ex Works Racine, WI)

FRONT AXLE

SD T3330 FRONT AXLE/DRIVE ENGAGE

	429327	Class 4.0 Std Axle with electronic differential lock, 12-bolt hub, 60 - 88 in./1524 - 2235 mm adjustable spacing. Front Duals not allowed.			No Charge
	420228	Class 4.75 Suspended Axle Electronic differential lock, 12 bolt hub, 60 - 88 in. / 1524 - 2235 mm adjustable spacing. Front Dual Capable of 120 inch / 3 m tread spacing for controlled traffic. May have tire or weight limitations. See Dealer Portal.			\$9,956.00

FRONT WHEELS AND TIRES

SINGLES

SD T4940 FRONT WHEELS AND TIRES

	XT4940X	No singles ordered Match tires to Intended Application - refer to applicable tire manufacturer's handbook for load carrying capacities and additional application information. Tire Brand Preference or No Tire Brand Preference option MUST BE SELECTED FROM OTHER EQUIPMENT SECTION.			No Charge
Firestone Tires R1 Tread					
	8848454	380/85R30 135A8/B R1 FI Radial All Traction FWD™			(\$737.00)
	8876454	380/85R34 137A8/B R1 FI Radial All Traction FWD™			No Charge
	8878454	420/90R30 142A8/B R1 FI Radial All Traction FWD™			\$30.00
Firestone Tires R1W Tread					
	8887654	320/85R38 143A8/B R1W FI Radial 9000™			\$1,593.00
	8258654	380/85R30 135A8/B R1W FI Radial All Traction DT™			(\$317.00)
	8876654	380/85R34 137A8/B R1W FI Radial All Traction DT™			\$342.00
	8872454	380/80R38 142A8/B R1W FI Radial All Traction DT™			\$1,077.00
	8801854	420/85R34 147A8/B R1W FI Radial All Traction DT™			\$1,182.00
	8863654	420/90R30 145A8/B R1W FI Radial All Traction DT™			\$164.00

**MAGNUM 240
US PRICE LIST**

(Ex Works Racine, WI)

	8855654	480/70R30 152A8/B R1W FI Radial All Traction DT™			\$570.00
	8860654	600/65R28 147A8/B R1W FI Radial All Traction DT™			\$1,681.00
Goodyear Tires R1 Tread					
	8848404	380/85R30 135A8/B R1 GY UltraTorque™ Radial			(\$196.00)
	8876404	380/85R34 137A8/B R1 GY UltraTorque™ Radial			\$289.00
	8878404	420/90R30 142A8/B R1 GY UltraTorque™ Radial			\$70.00
Goodyear Tires R1W Tread					
	8887604	320/85R38 143A8/B R1W GY DT800™ Radial			\$1,523.00
	8863604	16.9R30 144A8/B R1W GY Super Traction™ Radial			\$336.00
	8872444	380/80R38 142A8/B R1W GY DT800™ Radial			\$1,187.00
	8876644	380/85R34 137A8/B R1W GY DT800™ Radial			\$253.00
	8801844	420/85R34 147A8/B R1W GY Super Traction™ Radial			\$1,413.00
	8855604	480/70R30 152A8/B R1W GY DT810™ Radial			\$693.00
	8860604	600/65R28 147A8/B R1W GY DT824 OPTITRAC™ Radial			\$1,317.00
Goodyear Tires R2 Tread					
	8263504	16.9R30 3 Star R2 GY Special Sure Grip™ TD8 Radial			\$1,882.00
	8879344	480/85R30 147A8 R2 GY Special Sure Grip™ TD8 Radial			\$1,354.00
Michelin Tires R1W Tread					
	8872434	380/80R38 142A8/B R1W MI Agribib® Radial			\$1,092.00
	8876434	380/85R34 137A8/B R1W MI Agribib® Radial			\$381.00
	8878434	420/90R30 147A8/B R1W MI Agribib® Radial			\$164.00
	8801834	420/85R34 R1W 142B MI Agribib® Radial			\$1,441.00
	8802034	VF420/85R34 R1W MI YieldBib®			\$1,590.00
Mitas Tires R1W Tread					
	8872484	380/80R38 142A8/B R1W CO MT ContiContract AC 85			\$762.00
	8801884	420/85R34 147A8/B R1W CO MT ContiContract AC 85			\$830.00

**MAGNUM 240
US PRICE LIST**

(Ex Works Racine, WI)

Titan Tires R1 Tread					
	8876464	380/85R34 137A8/B R1 TI Titan Hi-Traction Lug Radial			\$342.00
Titan Tires R1W Tread					
	8872404	380/80R38 142A8/B R1W TI AG49M Radial			\$1,187.00
	8801864	420/85R34 147A8/B R1W TI AG49M Radial			\$1,413.00
Trelleborg Tires R1W Tread					
	8801824	420/85R34 142A8/139B R1W TR TM600			\$1,207.00

DUALS

SD_T4942 DUAL TIRES

	XT4942X	No duals Assumes singles are ordered Cannot be ordered with No Front Singles (XT4940X) FRONT DUAL WHEELS INCLUDE 16 IN. SPACER Match Tires to Intended Application - refer to applicable tire manufacturer's handbook for load carrying capacities and additional application information. Tire Brand Preference or No Tire Brand Preference option MUST BE SELECTED FROM OTHER EQUIPMENT SECTION.			No Charge
--	---------	--	--	--	-----------

Firestone Tires R1 Tread					
	8258457	380/85R30 135A8/B R1 FI Radial All Traction FWD™	3520.000		\$4,782.00
	8876457	380/85R34 137A8/B R1 FI Radial All Traction FWD™	3520.000		\$6,408.00
	8277457	420/90R30 142A8/B R1 FI Radial All Traction FWD™	3620.000		\$5,498.00
Firestone Tires R1W Tread					
	8887657	320/85R38 143A8/B R1W FI Radial 9000™	3380.000		\$7,849.00
	8258657	380/85R30 135A8/B R1W FI Radial All Traction DT™			\$4,943.00
	8876557	380/85R34 137A8/B R1W FI Radial All Traction DT™	3520.000		\$6,786.00
	8872457	380/80R38 142A8/B R1W FI Radial All Traction DT™	3520.000		\$8,122.00
	8277557	420/90R30 145A8/B R1W FI Radial All Traction DT™	3620.000		\$5,511.00
	8801857	420/85R34 147A8/B R1W FI Radial All Traction DT™	3620.000		\$8,437.00
Goodyear Tires R1 Tread					
	8258407	380/85R30 135A8/B R1 GY UltraTorque™ Radial	3520.000		\$5,050.00

**MAGNUM 240
US PRICE LIST**

(Ex Works Racine, WI)

	8876407	380/85R34 137A8/B R1 GY UltraTorque™ Radial	3520.000		\$6,527.00
	8277407	420/90R30 142A8/B R1 GY UltraTorque™ Radial	3620.000		\$5,375.00
Goodyear Tires R1W Tread					
	8887607	320/85R38 143A8/B R1W GY DT800™ Radial	3380.000		\$7,929.00
	8876547	380/85R34 137A8/B R1W GY DT800™ Radial	2300.000		\$6,474.00
	8872447	380/80R38 142A8/B R1W GY DT800™ Radial	3520.000		\$8,777.00
	8801847	420/85R34 147A8/B R1W GY Super Traction™ Radial	3620.000		\$9,141.00
	8277507	16.9R30 144A8/B R1W GY Super Traction™ Radial			\$5,801.00
Goodyear Tires R2 Tread					
	8277647	16.9R30 3 Star R2 GY Special Sure Grip™ TD8 Radial			\$9,547.00
Michelin Tires R1W Tread					
	8876437	380/85R34 137A8/B R1W MI Agribib® Radial	1860.000		\$6,673.00
	8872437	380/80R38 142A8/B R1W MI Agribib® Radial			\$7,790.00
	8801837	D420/85R34 R1W 142B MI Agribib® Radial			\$8,573.00
	8878537	420/90R30 147A8/B R1W MI Agribib® Radial	3620.000		\$5,029.00
	8802037	VF420/85R34 R1W MI YieldBib®			\$10,615.00
Continental / Mitas R1W Tread					
	8872487	380/80R38 142A8/B R1W CO MT ContiContract AC 85			\$7,471.00
	8801887	420/85R34 147A8/B R1W CO MT ContiContract AC 85			\$7,996.00
Titan Tires R1 Tread					
	8876467	380/85R34 137A8/B R1 TI Hi Traction Lug Radial	3520.000		\$6,622.00
Titan Tires R1W Tread					
	8872407	380/80R38 142A8/B R1W TI AG49M Radial	2180.000		\$8,777.00
	8801867	420/85R34 147A8/B R1W TI AG49M Radial	3620.000		\$8,878.00
Trelleborg Tires R1W Tread					
	8801827	420/85R34 142A8/139B R1W TR TM600			\$8,523.00

**MAGNUM 240
US PRICE LIST**

(Ex Works Racine, WI)

REAR AXLE

SD T4810 REAR AXLE

	728431	112in. Bar axle for steel whls 4.0 in./102 mm Diameter				(\$184.00)
	728181	119in. Bar axle for steel whls 4.0 in./102 mm Diameter				No Charge

REAR WHEELS AND TIRES

SINGLES

SD T4950 REAR WHEELS AND TIRES

	XT4950X	No singles ordered Assumes duals are ordered Cannot be ordered with No Rear Duals (XT4952X) Match Tires to Intended Application - refer to applicable tire manufacturer's handbook for load carrying capacities and additional application information. Tire brand Preference or No Tire Brand Preference option MUST BE SELECTED FROM OTHER EQUIPMENT SECTION.				No Charge
Firestone Tires R1 Tread						
	8366454	480/80R46 158A8/B R1 FI Radial All Traction™ 23°				(\$6,058.00)
	8967454	520/85R42 157A8/B R1 FI Radial All Traction™ 23°				(\$5,391.00)
Firestone Tires R1W Tread						
	8991404	480/80R46 158A8/B R1W FI Radial Deep Tread 23°				(\$5,948.00)
	8340554	520/85R42 157A8/B R1W FI Radial Deep Tread 23°				(\$5,087.00)
	8965554	620/70R42 160A8/B R1W FI Radial All Traction DT™				(\$3,130.00)
	8992554	710/70R38 166A8/B R1W FI Radial All Traction DT™				(\$2,902.00)
Goodyear Tires R1 Tread						
	8366404	480/80R46 158A8/B R1 GY UltraTorque™ Radial				(\$8,059.00)
	8967444	520/85R42 157A8/B R1 GY UltraTorque™ Radial				(\$5,580.00)
Goodyear Tires R1W Tread						
	8991444	480/80R46 158A8/B R1W GY Super Traction™ Radial				(\$5,500.00)

**MAGNUM 240
US PRICE LIST**

(Ex Works Racine, WI)

	8340504	520/85R42 157A8/B R1W GY Super Traction™ Radial			(\$5,034.00)
	8965504	620/70R42 160A8/B R1W GY DT820™ Radial			(\$3,616.00)
	8992504	710/70R38 166A8/B R1W GY DT824™ Radial			(\$2,691.00)
Goodyear Tires R2 Tread					
	8587744	18.4R46 3 Star R2 GY Special Sure Grip™ TD8 Radial			(\$6,768.00)
	8596444	520/85R46 R2 158B GY Special Sure Grip TD8 Radial Only available with 729886 – Cat II/IIIN, 3-pt hitch with Telescoping Links			(\$6,385.00)
Michelin Tires R1W Tread					
	8991434	480/80R46 158A8/B R1W MI Agribib® Radial			(\$4,785.00)
	8967404	520/85R42 157A8/B R1W MI Agribib® Radial			(\$4,792.00)

DUALS

SD_T4952 REAR DUAL WH AND TIRES

	XT4952X	No rear duals Cannot be ordered with No Rear Singles (XT4950X) REAR DUALS INCLUDE DUAL HUBS AND WIDE MARKER LIGHTS Match Tires to Intended Application - refer to applicable tire manufacturer's handbook for load carrying capacities and additional application information. Tire Brand Preference or No Tire Brand Preference option MUST BE SELECTED FROM OTHER EQUIPMENT SECTION.			No Charge
Firestone Tires R1 Tread					
	8441454	420/80R46 151A8/B R1 FI Radial All Traction™ 23°			\$886.00
	8488554	480/80R42 151A8/B R1 FI Radial All Traction™ 23°			(\$1,789.00)
	8466454	480/80R46 158A8/B R1 FI Radial All Traction™ 23°			No Charge
	8489454	520/85R42 157A8/B R1 FI Radial All Traction™ 23°			\$1,036.00
Firestone Tires R1W Tread					
	8461654	320/90R54 149A8/B R1W FI Radial All Traction DT™ adj. steel wheels			\$2,959.00

**MAGNUM 240
US PRICE LIST**

(Ex Works Racine, WI)

8420454	380/90R46 152A8/B R1W FI Radial 9000™				(\$815.00)
8491554	380/90R50 151A8/B R1W FI Radial 9000™ adj. steel wheels				\$3,393.00
8496554	380/90R54 152A8/B R1W FI Radial 9000™				\$5,039.00
8491454	480/80R46 158A8/B R1W FI Radial Deep Tread 23°				\$940.00
8416454	480/80R50 159A8/B R1W FI Radial Deep Tread 23° Note: Narrowest tire setting will be 32 inches For 30 inch row spacing: conversion kit 87430234 & 2 of 301248A2 is required and can be ordered from Parts				\$5,542.00
8489354	520/85R42 157A8/B R1W FI Radial Deep Tread 23°				\$1,551.00
8468554	520/85R46 158A8/B R1W FI Radial Deep Tread 23°				\$3,914.00
8465654	620/70R42 160A8/B R1W FI Radial All Traction DT™				\$7,358.00
8492554	710/70R38 166A8/B R1W FI Radial All Traction DT™				\$8,334.00
Goodyear Tires R1 Tread					
8441404	420/80R46 151A8/B R1 GY UltraTorque™ Radial				\$612.00
8488504	480/80R42 151A8/B R1 GY UltraTorque™ Radial				(\$1,742.00)
8466444	480/80R46 158A8/B R1 GY Dyna Torque Radial				\$1,156.00
8462540	480/80R46 158A8/B R1 GY UltraTorque™ Radial				\$541.00
8489404	520/85R42 157A8/B R1 GY UltraTorque™ Radial				\$571.00
Goodyear Tires R1W Tread					
8461604	320/90R54 149A8/B R1W GY DT800™ Radial adj. steel wheel				\$2,717.00
8491544	380/90R50 151A8/B R1W GY DT800™ Radial adj. steel wheels				\$3,651.00
8496544	380/90R54 152A8/B R1W GY DT800™ Radial				\$5,298.00
8491444	480/80R46 158A8/B R1W GY Super Traction™ Radial				\$2,086.00

**MAGNUM 240
US PRICE LIST**

(Ex Works Racine, WI)

	8416444	480/80R50 159A8/B R1W GY Super Traction™ Radial Note: Narrowest tire setting will be 32 inches For 30 inch row spacing: conversion kit 87430234 & 2 of 301248A2 is required and can be ordered from Parts			\$4,679.00
	8489304	520/85R42 157A8/B R1W GY Super Traction™ Radial			\$1,608.00
	8468504	520/85R46 158A8/B R1W GY Super Traction™ Radial			\$3,740.00
	8465604	620/70R42 160A8/B R1W GY DT820™ Radial			\$6,975.00
	8492504	710/70R38 166A8/B R1W GY DT824™ Radial			\$9,022.00
Goodyear Tires R2 Tread					
	8466544	18.4R46 3 Star R2 GY Special Sure Grip™ TD8 Radial			\$2,771.00
	8489444	520/85R42 157A8/B R2 GY Special Sure Grip™ TD8 Radial			\$2,951.00
Michelin Tires R1W Tread					
	8491434	480/80R46 158A8/B R1W MI Agribib® Radial			\$2,889.00
	8416434	480/80R50 159A8/B R1W MI Agribib® Radial Note: Narrowest tire setting will be 32 inches For 30 inch row spacing: conversion kit 87430234 & 2 of 301248A2 is required and can be ordered from Parts			\$5,647.00
	8416534	VF480/80R50 R1W MI YieldBib®			\$9,777.00
	8467434	520/85R42 157A8/B R1W MI Agribib® Radial			\$3,284.00
	8468534	520/85R46 155A8/B R1W MI Agribib® Radial			\$6,937.00
Mitas Tires R1W Tread					
	8416484	480/80R50 159A8/B R1W CO MT ContiContract AC 85 Note: Narrowest tire setting will be 32 inches For 30 inch row spacing: conversion kit 87430234 & 2 of 301248A2 is required and can be ordered from Parts			\$3,811.00
Titan Tires R1 Tread					
	8498464	480/80R46 158A8/B R1 TI Titan Hi-Traction Lug Radial			\$122.00

**MAGNUM 240
US PRICE LIST**

(Ex Works Racine, WI)

Titan Tires R1W Tread					
	8496564	380/90R54 152A8/B R1W TI TT49V Radial			\$5,298.00
	8416404	480/80R50 159A8/B R1W TI AG49M Radial Note: Narrowest tire setting will be 32 inches For 30 inch row spacing: conversion kit 87430234 & 2 of 301248A2 is required and can be ordered from Parts			\$4,679.00
Trelleborg Tires R1W Tread					
	8416424	480/80R50 159D R1W TR TM600 Note: Narrowest tire setting will be 32 inches For 30 inch row spacing: conversion kit 87430234 & 2 of 301248A2 is required and can be ordered from Parts			\$6,222.00

FENDERS

FRONT FENDERS

SD_T8740 FRONT FENDERS

	XT8740X	Standard less front fenders			No Charge
	420235	MFD front narrow fenders Required with 420 and narrower tires			\$1,428.00
	420233	MFD wide front fenders Required with 540 and wider tires Recommended with 480 tires for full coverage			\$1,680.00

FENDER EXTENSIONS

SD_T8700 FENDERS

	420050	Standard 86.6 in./2200 mm Includes rear hitch controls			No Charge
	420362	Wide 100.4 in./2550 mm Includes auto PTO function and fender-mounted hitch and PTO controls with hitch option.			\$1,101.00

OTHER EQUIPMENT

SD_T5901 WHEEL SPACERS

	XT5901X	Std less rear wheel spacers			No Charge
	420801	Rear wheel spacers-5 in. each dual spacers			\$948.00

**MAGNUM 240
US PRICE LIST**

(Ex Works Racine, WI)

	420802	Rear wheel spacers-10 in. each dual spacers			\$1,250.00
	420803	Rear wheel spacers-13 in. each dual spacers			\$1,273.00
	420876	Rear wheel spacers-15 in. each dual spacers			\$2,011.00

SD_T8512 TIRE BRAND CHOICE

	420990	No tire brand preference Tire from existing tire inventory will be installed. This could include the selection you made in front/rear, Single/Dual sections, or the same tire size in Firestone, Goodyear, Titan, Michelin, or Continental/Mitas. Actual tire installed will be invoiced. Availability of brands vary by size.			No Charge
	429995	Tire brand preference Tire brands are subject to availability If the Tire Brand Preference code is ordered, the plant will install the brand selected.			\$1,721.00

REAR BALLAST

SD_T2150 FRONT BALLAST

	XT2150X	Standard less front ballast DO NOT EXCEED TIRE OR AXLE CAPACITY.			No Charge
	420346	Front weight frame only 310 lb/141 kg			\$504.00
	420331	FWF and 6 front weights front weight frame and 6 front weights.			\$1,222.00
	420349	FWF and 10 front weights front weight frame and 10 front weights.			\$1,681.00

SD_T4961 REAR BALLAST

	XT4961X	Standard less rear ballast			No Charge
	420257	Rear wheel weights - 400 lb. inner 2 x 200 lb.			\$593.00
	429287	Rear wheel weights -1000 lb inner 2 x 500 lb.			\$1,057.00
	429336	Rear wheel weights 2000 lb. inner 4 x 500 lb.			\$2,116.00

OPERATOR'S MANUAL

SD_T9840 COUNTRY CONFIGURATION

	420701	North American English			No Charge
--	--------	------------------------	--	--	-----------

**MAGNUM 240
US PRICE LIST**

(Ex Works Racine, WI)

	420702	French Canadian			No Charge
	429351	North American Spanish			No Charge

**MAGNUM 240
US PRICE LIST**

(Ex Works Racine, WI)

Factory Supplied Attachments

Order Code	Description	Weight	List Price
------------	-------------	--------	------------

3 pt Hitch, Drawbar, PTO Kits

719660016	CAT IIIN/IIIN 3/3-3N/3 Coupler	245 LB	\$1,213.00
-----------	--------------------------------	--------	------------

Cab

719247006	Joystick kit	3 LB	\$1,614.00
84555953	KIT, RH Window Bar Display Includes Right Hand side Window bar Display Harness and Mount	4 LB	\$118.00

Rear Dual/Triple Whls w/Tires

318661A1FS	320/90R54 149A8/B - FS R1W Firestone Radial All Traction DT™ Does not include wheel hubs or spacers.	1,350 LB	\$10,128.00
86993001	320/90R54 149A8/B - GY R1W Goodyear DT8000™ Radial Does not include wheel hubs or spacers.	1,350 LB	\$10,375.00
47357616	380/80R38 R1W 142B Mitas AC85 Does not include wheel hubs or spacers	888 LB	\$6,411.00
356305A1FS	380/90R46 152A8/B FS R1W Firestone Radial 9000™ Does not include wheel hubs or spacers.	1,250 LB	\$7,039.00
427213A1GY	380/90R46 GY R1 149A8 TL NAO Goodyear UltraTorque™ Radial Does not include wheel hubs or spacers.	1,500 LB	\$3,769.00
398450A1GY	380/90R50 151A8 - GY R1W Goodyear DT800™ Radial Does not include wheel hubs or spacers.	1,380 LB	\$11,334.00
47358369	420/85R34 R1W 147B Mitas AC85 Does not include wheel hubs or spacers	858 LB	\$6,485.00
296592A1FS	420/80R46 151A8/B FS R1 Firestone Radial All Traction 23° Does not include wheel hubs or spacers.	1,470 LB	\$8,561.00
427223A1GY	420/80R46 151A8/B GY R1 Goodyear UltraTorque™ Radial Does not include wheel hubs or spacers.	1,470 LB	\$8,311.00
296579A1FS	480/80R42 151A8/B - FS R1 Firestone Radial All Traction 23° Does not include wheel hubs or spacers.	1,450 LB	\$6,995.00
339667A1GY	480/80R42 151 A8/B - GY R1 Goodyear UltraTorque™ Radial Does not include wheel hubs or spacers.	1,450 LB	\$6,708.00
296593A1FS	18.4R46 R1 155A8 TL FS Firestone Radial All Traction 23° Does not include wheel hubs or spacers.	1,660 LB	\$7,919.00
296593A1GY	18.4R46 R1 3 Star TL Goodyear DynaTorque Radial Does not include wheel hubs or spacers.	1,660 LB	\$7,053.00

**MAGNUM 240
US PRICE LIST**

(Ex Works Racine, WI)

	339669A1GY	480/80R46 158A8/B GY R1 Goodyear UltraTorque™ Radial Does not include wheel hubs or spacers.	1,660 LB		\$8,014.00
	370430A1GY	480/80R46 158A8 - GY R1W Goodyear Super Traction™ Radial Does not include wheel hubs or spacers.	1,660 LB		\$9,524.00
	370430A1MI	480/80R46 158A8/B - MI R1W Michelin AGRIBIB® Radial Does not include wheel hubs or spacers. Michelin Agribib® tires are not warranted if used for pulling scrapers for ground leveling.	1,660 LB		\$11,129.00
	296584A1FS	480/80R42 151A8/B - FS R1 Firestone Radial All Traction 23° Does not include wheel hubs or spacers.	1,640 LB		\$10,633.00
	296586A1GY	20.8R42 155A8/B - GY R1W Goodyear Super Traction™ Radial Does not include wheel hubs or spacers.	1,815 LB		\$9,377.00
	339668A1GY	520/85R42 157A8/B - GY R1 Goodyear UltraTorque™ Radial Does not include wheel hubs or spacers.	1,800 LB		\$10,667.00
	296586A1FS	520/85R42 157A8/B FS R1W Firestone Radial Deep Tread 23° Does not include wheel hubs or spacers.	1,650 LB		\$8,880.00
	87423450	520/85R42 R1W 157A8 TL FS NAO Firestone Radial Deep Tread 23 Degrees Does not include wheel hubs or spacers.	1,800 LB		\$8,880.00
	296588A1FS	620/70R42 160A8/B FS R1W Firestone Radial All Traction DT™ Does not include wheel hubs or spacers.	2,030 LB		\$14,129.00
	296588A1GY	620/70R42 160A8/B GY R1W Goodyear DT820™ Radial Does not include wheel hubs or spacers.	2,030 LB		\$14,469.00
	302498A1GY	20.8R42 R2 2 Star TL GY NAO Goodyear DT824 OPTITRAC™ Radial Does not include wheel hubs or spacers.	2,240 LB		\$15,583.00

Rear Dual/Triple Whls w/oTires

	719698016	Wheels MW23A-38, 10 bolt solid steel wheel for 710/70R38 w/ 8 in. offset Does not include wheel hub or spacers	930 LB		\$3,003.00
	719016016	Wheels W16A-42, 10 bolt solid wheel For 18.4-42 or 480/80R42 w/9 in. offset. Does not include wheel hubs or spacers	750 LB		\$2,394.00
	719691016	Wheels W18A-42, 10 bolt solid steel wheel for 20.8-42 or 520/85R42 w/9 in. offset Does not include wheel hubs or spacers	780 LB		\$2,436.00
	719692016	Wheels W13-46, 10 bolt solid steel wheel For 14.9-46 or 380/90R46 w/9 in. offset Does not include wheel hubs or spacers	895 LB		\$2,678.00
	719693016	Wheels W16A-46, 10 bolt solid steel wheel for 18.4-46 or 520/85R46 w/9 in. offset Does not include wheel hubs or spacers	860 LB		\$2,553.00

**MAGNUM 240
US PRICE LIST**

(Ex Works Racine, WI)

	719694016	Wheels DW12-50, 10 bolt adjustable steel Adjustable Steel wheel for 380/90R50 tires Does not include wheel hubs or spacers	800 LB		\$4,105.00
	719696016	Wheels W10A-54, 10 bolt adjustable steel Adjustable Steel wheel for 12.4R54 or 320/90R54 tires Does not include wheel hubs or spacers	960 LB		\$4,184.00

Wheel Hubs and Spacers

	719677006	10 bolt dual wheel hub 4" axle For 4 in./102 mm axle mounting 10 Bolt Dual Wheel Hub for Axle Mounting (Small Frame / D style Axle)	400 LB		\$1,589.00
	719680006	5 in./127 mm rear dual spacer kit For 10 bolt hubs Must be ordered from the Racine Plant	265 LB		\$870.00
	719681006	10 in./254 mm rear dual spacer kit For 10 bolt hubs Must be ordered from the Racine Plant	330 LB		\$1,148.00
	719682006	13 in./330 mm rear dual spacer kit For 10 bolt hubs Must be ordered from the Racine Plant	190 LB		\$1,170.00
	719683006	15 in./380 mm rear dual spacer kit For 10 bolt hubs Must be ordered from the Racine Plant	405 LB		\$1,846.00

Hydraulics

	47498117	4th Remote valve section - Current 2012 built Magnum 180 - 225 and after For Serial # ZCRH01492 and after	35 LB		\$1,559.00
	47499726	5th Remote valve section - Current 2012 built Magnum 180 - 225 and after For Serial # ZCRH01492 and after	35 LB		\$1,629.00
	719898006	Case Drain 3/8 Inch Case Drain Male Couplings	3 LB		\$130.00
	47528094	Power Beyond/Motor Return 3/4 Inch Hydraulic Motor Return, 3/4 Inch Supply, 1/4 Inch Load Sense, & 3/8 Inch Case Drain Male Couplings For tractors built prior to ZCRH01492	25 LB		\$1,818.00
	719892006	Electronic mid-mount valve slice Mid Mount hydraulic - 3rd section update kit for Powershift & CVT transmission models	245 LB		\$1,065.00
	719896006	Hydraulic Trailer Brake Kit Powershift Transmission tractors	35 LB		\$2,063.00
	719897006	Hydraulic Trailer Brake Kit CVT Transmission tractors	245 LB		\$1,952.00

Front Dual

	719685016	16 in./406 mm front dual MFD spacer kit 16" Front Dual Spacer kit Front Duals only available with 4.75 Suspended axle	300 LB		\$1,089.00
--	-----------	---	--------	--	------------

**MAGNUM 240
US PRICE LIST**

(Ex Works Racine, WI)

Front and Rear Weights

	719669016	Front weight, 600 lbs/272 kg Front/6 - MX Magnum style segments - with hardware Must be ordered from the Racine Plant	640 LB		\$848.00
	719670016	Front weight, 1000 lb./43 kg. Front/10 - MX Magnum style segments - with hardware Must be ordered from the Racine Plant	1,040 LB		\$1,413.00
	719672006	Rear wheels weights 1 pair 200 lb./91 kg. - includes mounting hardware Must be ordered from the Racine Plant	440 LB		\$576.00
	719673006	Rear wheels weights 1 pair 500 lb./227 kg. - includes mounting hardware Must be ordered from the Racine Plant	1,025 LB		\$1,025.00
	719668026	Front weight bracket, small 10 segment capacity - includes mounting hardware	325 LB		\$504.00

Other Equipment

	47429630	Narrow MFD Fenders Class 4.75 SADL susp Narrow Fender kit for Case IH Class 4.75 Suspended Axle Use with 480mm and narrower tires For tractors after Serial #ZDRH03416	265 LB		\$1,694.00
	47429632	Wide MFD Fenders Class 4.75 SADL Susp Wide Fender kit for Case IH Class 4.75 Suspended Axle Use with 540mm and wider tires For tractors after Serial #ZDRH03416	265 LB		\$2,034.00
	47429629	Narrow Front MFD Fenders- Class 4 Narrow Fender kit for Class 4 Standard Axle Use with 480mm and narrower tires For tractors after Serial #ZDRH03416	265 LB		\$1,694.00
	47429631	Wide Front MFD Fenders Class 4 Wide Fender kit for Class 4 Standard Axle Use with 540mm and wider tires For tractors after Serial #ZDRH03416	265 LB		\$2,034.00



MAGNUM 180 - 240 TRACTORS
PARTS DIVISION SUPPLIED ACCESSORIES

NOTE - Order through Global Parts System (not wholegoods)

NOTE - Installation Instructions are available through ASIST, or from DMC

NOTE - Parts kits may Sub to the components

Engine

<u>Part #</u>		<u>Instructions</u>
47441416	SEPAR filter completing kit w/ Loader (required when Loader is added to tractor w/ filter)	47442439

Cab

719602006	Monitor Mounting Bracket Attaches Across R.H. Window, Includes Brackets	84156782
719603006	Monitor Mounting Bracket Attaches to R.H. Corner "A" Post, Includes Brackets	84156783
84401031	RH Armrest Monitor Mounting for AFS Pro 700 w/ harness	84401032
719609016	Business Band Radio Antenna Cable	84156785
719617006	Cab Tinted Rear Window	
87267363	Carbon Cab Air Filter	
87449386	Kit, Cigarette Lighter / ashtray	

Electrical

719618006	Rear High Intensity Discharge Worklight	84156789
719619016	Front High Intensity Discharge Worklight	84156790
84152028	Back Up Alarm (Universal Horn no mounting bracket)	84150011
87454302	Wide Transport Lights Upgrade - Fixed to Adjustable	84156793
47501255	True Ground Speed Sensor	47463232
719626006	Delphi AM/FM Stereo & Weather Band Radio with aux. input, Speakers, Antenna, & Wiring	84156794
719628016	Delphi AM/FM Single Disk CD Stereo Weather & World Band Radio, Speakers, Antenna, & Wiring	84166296
84546676	Large Display - AFS Pro 700 for Case IH	
324847a2	Ground Speed Sensor Adapter Harness for Implement Monitor (connector to 4 pin amp)	
719635006	Engine Block Heater 120Volt, 1000Watt	
719568026	Transmission Heat Maintainer - FPS	84169460
719568036	Transmission Heat Maintainer - CVT	84169460
187103a1	Auxiliary Power Connector	
719639006	Single Beacon Light	



MAGNUM 180 - 225 TRACTORS PARTS DIVISION SUPPLIED ACCESSORIES

NOTE - Order through Global Parts System (not wholegoods)

NOTE - Installation Instructions are available through ASIST, or from DMC

3rd Party Supplied Kits

Cameras / Accessories

ZAEBTKITHD	Bluetooth® Radio Kit
ZAEVOS7MDCL1B	ToughCam Observation System - 1 Camera
ZAEVOS7MDCL2B	ToughCam Observation System - 2 Cameras
ZAEVOSHDCL2BHD	Dual Camera 7 inch Color Flat Screen LCD Observation System
ZAEVCCS150BHD	High Resolution Camera 1/3 inch CCD Color Camera
ZAECEC25HD	Add on 25 foot camera cable
ZAEVOSBHC3	Dual Camera Quick - Disconnect Bulkhead
ZAE4PANA	Replacement 4 inch LCD Monitor Mounting Pedestal
ZAE31200043	AFS Pro 700/IntelliView IV Camera Adapter
ZAE31100083HD	Camera adapter cable for FM-750 or FM-1000 monitor
ZAEVOSIMKITHD	3-Camera Installation Kit includes: ZAEBIC12L3HD 1-qty, ZAECEC25L3HD 2qty, ZAEUCMNTHD 2qty
ZAEBIC12L3HD	Bulkhead implement cable, 12', 3-camera capable
ZAECEC25L3HD	Camera extension cable, 25', 3-camera capable
ZAEUCMNTHD	Universal camera mount
ZAEBTC12L3HD	Bulkhead tractor cable, 12', 3-camera capable
ZAEBTC25L3HD	Bulkhead tractor cable, 25', 3-camera capable
ZAECEC25HD	25' VOYAGER Extension Cable
ZAECEC75HD	75' Camera Extension Cable
ZAEVCMSYL36i	Super CMOS cylindar color observation Camera
ZAE87367060HD	Voyager CCD Color Cylindrical Camera
ZAEVCCS150BHD	Voyager CCD Color Camera
ZAEUCMNTHD	Universal camera mount

TIRE (MY2014) NA Mid-Range Magnum Tire Chart
Models: Magnum 180, 200, 220, 240
FS = Firestone - Front / Rear Tire Match

Tire Brand / Product Model

- (S) Road All Tractor PVD
- (D) Road All Tractor PVD
- (H) Road All Tractor DT
- (U) Road All Tractor DT
- (K) Road Deero Tread D3*
- (L) Road 9000

REAR DRIVE TIRE	PRICE BOOK ORDER CODE (S) SINGLE / (D) DUAL	R-1					R-1W					
		FRONT MFD TIRE	380/85R30 135B	380/85R34 137B	420/90R30 142B	320/85R38 143B	380/85R30 135B	380/85R34 137B	380/80R38 142B	420/90R30 145B	420/85R34 147B	480/70R30 152B
RACINE ORDER CODE		KB (H)	RB (H), 4*	LB (H), 4*	TB (L)	KD (J)	RH (J), 4*	TE (J), 4*	MB (J), 4*	DF (J), 4*	PB (J), 4*	JB (J), 3*
420/80R46 (1) 151B	(S) N/A (D) 8441454	FS										
480/80R42 (1) 151B	(S) N/A (D) 8488554	FS										
480/80R46 158B	(S) 83366454 (D) 8466454		FS									
520/85R42 157B	(S) 8967454 (D) 8489454		FS	FS								
320/90R54 (1) 149B	(S) N/A (D) 8461654				FS							
380/90R46 (1) 152B	(S) N/A (D) 8420454					FS						
380/90R50 (1) 151B	(S) N/A (D) 8491554						FS					
380/90R54 (1) 152B	(S) N/A (D) 8496554							FS				
480/80R46 158B	(S) 8991404 (D) 8491454								FS			
480/80R50 (2) 158B	(S) N/A (D) 8416454									FS		
520/85R42 157B	(S) 8340554 (D) 8489354										FS	
520/85R46 (2) 158B	(S) N/A (D) 8468504											FS
620/70R42 160B	(S) 8965554 (D) 8465654											FS
710/70R38 166B	(S) 8992554 (D) 8492554											FS

(1) Dual Rear Tires Required
(2) Dual Rear Tires Available Only
1* Rear Tire Available For 30 mph/h (50 km/h) Service - Singles Required
2* Rear Tire Available For 30 mph/h (50 km/h) Service - Duals Required
3* Front Tire Available For 30 mph/h (50 km/h) Service - Singles Required
4* Front Tire Available For 30 mph/h (50 km/h) Service - Singles/Duals Allowed

Tire Brand / Product Model
 GY Goodyear
 (A) UltraTraction
 (B) Super Traction Radial
 (C) DT800
 (D) Super Traction Radial DT810
 (E) Special Sure Grip TD8 Radial
 (F) Dyna Traction Radial
 (G) OptiMax DT800
 (H) OptiMax DT806
 (I) OptiMax DT812
 (J) OptiMax DT824
 (K) OptiMax DT824
 (L) Super Traction Radial DT800

TIRE (MY2014) NA Mid-Range Magnum Tire Chart
Models: Magnum 180, 200, 220, 240
GY = Goodyear - Front / Rear Tire Match

REAR DRIVE TIRE	PRICE BOOK ORDER CODE (S) SINGLE / (D) DUAL	R-1				R-1W				R-2			
		FRONT MFD TIRE	380/85R30 135A/B/B	380/85R34 137A/B/B	420/90R30 142A/B/B	320/85R38 143A/B/B	380/85R34 137A/B/B	380/80R38 142A/B/B	16.9R.30 144A/B/B	420/85R34 147A/B/B	480/70R30 152A/B/B	600/65R28 154A/B/B	420/90R30 142A/B/B
		KA (A)	RA (A), 4	LA (A), 4	TA (L)	RG (L), 4	TD (L), 4	MA (B), 4	DG (B), 4	PA (D), 4	JA (C), 3	NA (F)	PE (F)
420/80R46 (1) 157A/B/B	(S) N/A (D) 8441404	GY											
480/80R42 (1) 157A/B/B	(S) N/A (D) 8488504	GY											
480/80R46 158A/B/B	(S) 8366404 (D) 8462540		GY										
480/80R46 (3) 158A/B/B	(S) N/A (D) 8466444		GY										
520/85R42 157A/B/B	(S) 8967444 (D) 8489404		GY										
320/90R54 (1) 145A/B/B	(S) N/A (D) 8461604				GY								
380/90R50 (1) 157A/B/B	(S) N/A (D) 8491544				GY								
380/90R54 (1) 152A/B/B	(S) N/A (D) 8496544						GY						
480/80R46 158A/B/B	(S) 8991444 (D) 8491444							GY					
480/80R50 (3) 158A/B/B	(S) N/A (D) 8416444									GY			
520/85R42 157A/B/B	(S) 8340504 (D) 8489304									GY			
520/85R46 (3) 158A/B/B	(S) N/A (D) 8468504												
620/70R42 166A/B/B	(S) 8965504 (D) 8465604										GY		
710/70R38 166A/B/B	(S) 8992504 (D) 8492504										GY		
480/80R46 158A/B/B	(S) 8587744 (D) 8466544											GY	
520/85R42 (3) 157A/B/B	(S) N/A (D) 8489444												GY
520/85R46 (2) 158A/B/B	(S) 8596444 (D) N/A												

(1) Dual Rear Tires Required
 (2) Single Rear Tire Available Only
 (3) Dual Rear Tires Available Only
 (4) Front Tire Available For 30 mi/h (50 km/h) Service - Singles/Duals Allowed
 (5) Rear Tire Available For 30 mi/h (50 km/h) Service - Singles Required
 (6) Rear Tire Available For 30 mi/h (50 km/h) Service - Duals Required
 (7) Front Tire Available For 30 mi/h (50 km/h) Service - Singles Required
 (8) Front Tire Available For 30 mi/h (50 km/h) Service - Singles/Duals Allowed

TIRE (MY2014) NA Mid-Range Magnum Tire Chart
Models: Magnum 180, 200, 220, 240
MI = Michelin - Front / Rear Tire Match
MT = Mitas - Front / Rear Tire Match
TI = Titan - Front / Rear Tire Match
TR = Trelleborg - Front / Rear Tire Match

Tire Brand / Product Model
Michelin - MI
 (N) Agrifab
 (LL) Yellowib
Zilliox - TI
 (DD) Hi-Traction Lug Radial
 (EE) AG49M Radial
 (FF) TT49V Radial
Trelleborg - TR
 (MM) TM600

REAR DRIVE TIRE	PRICE BOOK ORDER CODE (S) SINGLE / (D) DUAL	R-1		R-1W						FRONT MFD TIRE		
		380/85R34 137A/B	380/85R34 137A/B	380/80R38 142A/B	420/90R30 147A/B	420/85R34 142A/B	420/85R34 142A/B	420/85R34 142A/B	420/85R34 147A/B		420/85R34 139B	
REAR DRIVE TIRE	RACINE ORDER CODE	YZ (DD) 4"	RM (N) 4"	TM (N) 4"	CQ (AB) 4"	YY (EE) 4"	MM (N) 4"	TR (MM) 4"	DM (N) 4"	CP (AB) 4"	DT (EE) 4"	VF 420/85R34 139B
480/80R46 ⁽³⁾ 158A/B	(S) N/A (D) 8498464	TI										(S) 8876464 (D) 8876467
380/90R54 ⁽¹⁾ 152A/B	(S) N/A (D) 8496564					TI						
480/80R46 158A/B	(S) 891434 (D) 8491434		MI									
480/80R50 ⁽²⁾ 159A/B	(D) 8416434 (S) N/A (D) 8416484			MI					MI			
480/80R50 ⁽³⁾ 159D	(S) N/A (D) 8416424									MT		
VF 480/80R50 ⁽³⁾ 166B	(S) N/A (D) 8416534					TI					TI	
520/85R42 157A/B	(S) 8967404 (D) 8467434							TR				
520/85R46 ⁽²⁾ 158A/155B	(S) N/A (D) 8468534											MI

⁽¹⁾ Dual Rear Tires Required
⁽²⁾ Dual Rear Tires Available For 30 mph (50 km/h) Service - Duals Required
⁽³⁾ Front Tires Available For 30 mph (50 km/h) Service - Singles/Duals Allowed



PURCHASED PROTECTION

Pricing and program details can be found on the Dealer Portal or by contacting the CPP hotline @ 1-866-606-1802. Not all models are eligible for CPP.

AGRICULTURAL EQUIPMENT

U.S. PRICE LIST

FARMALL® SERIES COMPACT TRACTORS

PL-100 CA REVISION 21

SAP PRICE LIST 020 C1

EFFECTIVE OCTOBER 1, 2013

THIS IS A COMPLETE REVISION

This price list is intended for dealers with the LT contract only.

The prices included in this revision supersede any prices established prior to the effective date shown unless specifically identified in a price bulletin as superseding this price list.

NOTE: Dealers should retain prior price list pages for any discontinued machines or attachments remaining in inventory.

Product included in the price list are eligible for Volume Bonus.

**Prices in this revision are subject to change.
Please check the eEquipment for the most current pricing.**

Copyright 2013 By

CNH America LLC



GENERAL INFORMATION

ADVANCE FREIGHT

Advance freight will be added to the machinery invoice as a separate net charge for machinery shipped from field locations or from other than specified Ex Works locations.

PRICES

Prices are Ex Works factory, where the goods are manufactured, except where noted. For detailed information concerning prices, please refer to your OPERATING GUIDE.

CONTENTS OF ORGANIZATION

CNH America LLC issues price lists and revisions covering each Case IH contract. The U.S. Price List is published in U.S. funds and the Canadian Price List is published in Canadian funds. Ensure that you are using the correct price list. U.S. or Canada is referenced at the top of each page and the Canadian price lists have a Maple Leaf on the price list cover page.

Freight, duty and sales taxes are NOT included in any wholegoods or attachment prices shown in the price list. Any appropriate freight, duty, Federal, State, and Provincial taxes will be added to the machinery invoice as separate net charges.

PROCEDURE

The price pages for each machine (or group of machines) lists both "Factory Supplied Options" and/or "Factory Supplied Attachments."

Each price list is comprised of the various machines sold under that contract. Each price book section has "Factory Supplied Options" and/or "Factory Supplied Attachments" price pages. When ordering and pricing a machine follow the ordering instructions listed for that machine. Attachments listed following the "Factory Supplied Attachments" heading are available for installation in the field.



GENERAL INFORMATION

DISTRIBUTION OF PRICE LISTS

Price lists and periodic price list revisions will be posted on the Dealer Portal, and distributed electronically when possible.

Printed copies of current price lists, index tabs and binders can be purchased from the Document Management Center (DMC). Orders should be placed only through the DMC web site link located on the Dealer Portal.

Document Management Center (DMC)
2205 Durand Avenue
Racine, WI 53403

DMC customer service:
(for inquiries - not to place orders)
(262)636-7540
Internal E-mail: #NA DMC ORDER CENTER

Complete U.S. Price List is PL-100
Complete Canadian Price List is PLC-100

Periodic price list revisions are usually accompanied by a cover sheet which carries instructions on price page changes and where to insert replacement or new price pages. The revisions are dated and are effective as of that date.



FARMALL® SERIES COMPACT TRACTORS TABLE OF CONTENTS

COMPACT TRACTORS

FARMALL 40B CVT, 45B CVT, AND 50B CVT TRACTORS

Standard Features	1
Price List	4

FARMALL 30C and 35C TRACTORS TIER 4B

Standard Features	7
Price List	9

FARMALL 40C and 50C TRACTORS TIER 4B

Standard Features	11
Price List	13

COMPACT TRACTORS IMPLEMENTS AND ATTACHMENTS

L300 LOADERS FOR COMPACT FARMALL B AND C TIER 4

Standard Features	15
Price List	19
Factory Supplied Attachments	20

L350 LOADER FARMALL B CVT (LOADER READY)

Standard Features	21
Price List	22
Factory Supplied Attachments	23

L350A LOADER FOR FARMALL B CVT

Standard Features	25
Price List	26
Factory Supplied Attachments	27

MW SERIES MOWERS FOR FARMALL C

Standard Features	29
Price List	30

MW SERIES MOWERS FOR FARMALL B CVT

Standard Features	31
Price List	32

MW SERIES MOWERS FOR FARMALL B

Standard Features	33
Price List	34



FARMALL® SERIES COMPACT TRACTORS TABLE OF CONTENTS

DISCONTINUED SUBJECT TO AVAILABLE INVENTORY. THIS MOWER IS FOR THE DISC FARMALL 31 & 35 MW SERIES MID-MOUNTED SIDE DISCHARGE MOWER DECKS

Standard Features	35
Price List	36

DISCONTINUED SUBJECT TO AVAILABLE INVENTORY. THIS MOWER IS FOR THE DISC FARMALL 31 & 35 MW SERIES MID-MOUNTED REAR DISCHARGE MOWER DECKS

Standard Features	37
Price List	38

RR SERIES REAR MOUNT FINISHING MOWERS

Standard Features	39
Price List	41

BR SERIES FRONT MOUNT ROTARY BROOMS

Standard Features	43
Price List	44
Factory Supplied Attachments	46

TL SERIES ROTARY TILLERS

Standard Features	47
Price List	49

BM SERIES FRONT MOUNTED BLADES - BM1

Standard Features	51
Price List	52
Factory Supplied Attachments	54

BM SERIES FRONT MOUNTED BLADES - BM2

Standard Features	55
Price List	56

BS SERIES FRONT MOUNT SNOW BLOWERS

Standard Features	57
Price List	59
Factory Supplied Attachments	62

BS SERIES REAR MOUNT SNOW BLOWERS

Standard Features	63
Price List	64
Factory Supplied Attachments	65



FARMALL® SERIES COMPACT TRACTORS TABLE OF CONTENTS

BH SERIES BACKHOES	
Standard Features	67
Price List	69
Factory Supplied Attachments	73
RC ROTARY CUTTERS	
Standard Features	75
Price List	78
Factory Supplied Attachments	81
WORK EZ® DISK HARROW	
Standard Features	83
Price List	84
WORK EZ® RAKES	
Standard Features	85
Price List	86
WORK EZ® BOX BLADES	
Standard Features	87
Price List	88
WORK EZ® REAR BLADES	
Standard Features	89
Price List	90
WORK EZ® EZ MATCH	
Standard Features	91
Price List	92
WORK EZ® BALE CARRIERS	
Standard Features	93
Price List	94
WORK EZ® HAY SPEARS	
Standard Features	95
Price List	96



FARMALL® SERIES COMPACT TRACTORS TABLE OF CONTENTS

CHARTS

PARTS DIVISION SUPPLIED ACCESSORIES - FARMALL B SERIES TRACTORS	97
PARTS DIVISION SUPPLIED ACCESSORIES - FARMALL B CVT SERIES TRACTORS	100
PARTS DIVISION SUPPLIED ACCESSORIES - COMPACT TRACTORS	102
PARTS DIVISION SUPPLIED ACCESSORIES - COMPACT LOADERS.....	107
PARTS DIVISION SUPPLIED ACCESSORIES - COMPACT TRACTOR IMPLEMENTS.....	109
REFERRAL ATTACHMENTS.....	111
CASE IH PURCHASED PROTECTION.....	112

**FARMALL B CVT TRACTORS
US PRICE LIST**

**(Ex Works - See Standard Equipment)
Standard Equipment**

DIESEL ENGINE:

N844 Engine - 40 HP
40.0 GROSS HP @2600 RPM
32.0 PTO HP @2600 RPM
121.7 CID/2.0 liter Displacement
4 Cylinders Naturally Aspirated
Under Hood Muffler
Two Stage Dual Element Air Cleaner
Full-flow Spin-on Oil Filter
13.0 gallon/49.2 Liter Fuel Tank
Single Fuel Filter with Water Separator
Quick Glow Plug Starting Aid

N844L Engine - 45 HP

45.0 GROSS HP @2600 RPM
36.0 PTO HP @2600 RPM
135.2 CID/2.2 liter Displacement
4 Cylinders Naturally Aspirated
Under Hood Muffler
Two Stage Dual Element Air Cleaner
Full-flow Spin-on Oil Filter
13.0 gallon/49.2 Liter Fuel Tank
Single Fuel Filter with Water Separator
Quick Glow Plug Starting Aid

N844L Engine - 50 HP

50.0 GROSS HP @2800 RPM
40.0 PTO HP @2800 RPM - Deluxe
(CVT)
135.2 CID/2.2 liter Displacement
4 Cylinders Naturally Aspirated
Under Hood Muffler
Two Stage Dual Element Air Cleaner
Full-flow Spin-on Oil Filter
13.0 gallon/49.2 Liter Fuel Tank
Single Fuel Filter with Water Separator
Quick Glow Plug Starting Aid

ENGINE SHIELDING:

Flip Up Hood

INSTRUMENTS:

Analog Tachometer
Hour Meter
Engine Oil Pressure Warning Light
Cold Starting Aid Light
Coolant Temperature Gauge
Battery Charge Warning Light
Parking Brake Indicator Light
Fuel Gauge
PTO ON Indicator Light
Turn Indicator Lights
Hazard Flasher Indicator Lights
High Beam Lights Indicator
Status Indicator Lights - Deluxe (CVT)
Digital Display Panel with
programmable Setup Menu - Deluxe
(CVT)

HYDRAULIC SYSTEM:

Open Center Hydraulic System
Dual Gear-type Pumps
Implement Pump Capacity:
9.8 gpm (37.1 L/m)
Mid-mount Hydraulic Ports

HITCH:

Lift Capacity @24 in./61cm
behind link ends:
2800 lbs./1270 kg
Category I, 3-point Linkage
Position Control Lever
Drop Rate Control knob
Crank Type Leveling Mechanism
Telescoping Stabilizers
Telescoping Link Ends

CAB:

2 Doors
Rear window opens 35 degrees
High visibility panel in roof above
windshield
Air Conditioning
Heater
3-speed fan control for heat and A/C
Single cab air filter

**FARMALL B CVT TRACTORS
US PRICE LIST**

**(Ex Works - See Standard Equipment)
Standard Equipment**

CAB: (Continued)

Radio-ready with 2 speakers,
wiring and antenna
Cloth covered headliner
Adjustable sun visor
Interior rearview mirror
Left and right external mounted mirrors
Removable plug in rear of cab to
mount harness
Front windshield wiper and washer
Cup holder

ELECTRICAL:

Battery, 12-volt, 600 cca
Safety Starter Switch
Key Start/Fuel Shutoff
Alternator, 55 amps
12 Volt DC (10 amp) Aux.
Power Outlet
Operators Presence System

LIGHTING:

2 Halogen Corner Work Lights
2 Halogen Headlights
2 Taillights
2 Flashing Warning Lights/ Turn Signals
2 Front mounted Cab Work Lights
2 Rear mounted Cab Work Lights

TRANSMISSION:

DELUXE (CVT) - CAB only:
Constantly Variable Transmission
Cruise control
Steering column mounted shuttle
lever
Single "GO" pedal for speed control
Electronically Adjustable Speed and
Reactivity Settings

PTO:

Rear
Independent 540 RPM
Flip Up Shield
Screw-on Cap
Mid
Mid- PTO standard

STEERING:

Hydrostatic Power Steering
Tilt/Telescoping Column - Deluxe
Separate Pump: 5.1 GPM/19.4 LPM

CONTOURED CUSHION SEAT:

Fore/Aft/Height Compensating
Adjustments with inclined track
Full Suspension with Weight
Adjustability (without tools) - Deluxe
Swivel Seat Adjustment - Deluxe
Cloth Covered Seat - CAB

BRAKES:

Wet Disc
Left side mounted Suspended
brake pedals - Deluxe CAB
Parking brake lock lever

FRONT AXLE:

MFD
Fixed position rims
49.3 in. (1252mm) tread setting
with R4 tires
Front Tires:
10-16.5 6PR R4 (Industrial Bar)

REAR AXLE:

Flange type axle
55.3 in. to 67.4 in.
(1404mm to 1712mm)
tread setting with R4 tires -
Deluxe (CVT)
Rear Tires:
17.5 x 24 6PR R4 (Industrial Bar)
Fixed postion rims

**FARMALL B CVT TRACTORS
US PRICE LIST**

**(Ex Works - See Standard Equipment)
Standard Equipment**

OTHER EQUIPMENT:

Drawbar - Swinging/Extendible

Rear Differential Lock

Steps

Left and Right Side - Deluxe

Slow Moving Vehicle Emblem

Toolbox

Deluxe Floormat

Loader Ready (includes mid mount
valve, joystick, and loader
mounting brackets)

Nebraska permit:

not required < 40 PTO HP

EX WORKS:

Wholegoods

(Ex Works Queretaro, Mexico)

Factory Supplied Attachments

(Ex Works Queretaro, Mexico)

unless otherwise noted



**FARMALL B CVT TRACTORS
US PRICE LIST**

(Ex Works - See Standard Equipment)
Models

COMMERCIAL MODEL	ENGINE POWER	Weight	List Price
FARMALL 40B CVT	40 HP	9,000 LB	\$39,327.00
FARMALL 45B CVT	45 HP	9,000 LB	\$41,386.00
FARMALL 50B CVT	50 HP	9,000 LB	\$43,916.00

Factory Supplied Options

Order Code	Description	Weight	List Price
------------	-------------	--------	------------

TRANSMISSION

TRANSMISSION

SD T2810 TRANSMISSION

728092	CVT with factory mid PTO		No Charge
--------	--------------------------	--	-----------

FRONT WHEELS AND TIRES

SD T4940 FRONT WHEELS AND TIRES

8199907	Less front wheels and tires.		No Charge
8275704	10-16.5 6PR R4 Ind. Bar		No Charge
8229704	8-16 6PR R1(Ag Bar) 8229704		(\$152.00)
8278604	27 x 10.50-15 4PR R3 Turf		(\$154.00)

REAR WHEELS AND TIRES

SD T4950 REAR WHEELS AND TIRES

8399907	Less Rear Wheels and Tires		No Charge
8396704	17.5Lx24 6PR R4		No Charge
8342604	14.9-24 4PR R1 Ag Bar		(\$389.00)
8303604	44 x 18-20 4PR R3 Turf		(\$244.00)
8310704	22.5LL x 16.1 6PR R3 Galaxy® This tire is NOT compatible with front end loader use		\$868.00

**FARMALL B CVT TRACTORS
US PRICE LIST**

(Ex Works - See Standard Equipment)

LOADER

LOADER EQUIPMENT

SD T7600 LOADER EQUIPMENT

		420694	Loader Ready 420694			No Charge
--	--	--------	---------------------	--	--	-----------

OTHER EQUIPMENT

SD T4931 SHIPPING WHEELS

		XT4931X	Less shipping wheel kit			No Charge
		720457	Shipping wheel kit			\$1,365.00

ENGINE

SD T1010 ENGINE OPTIONS

		743242	55 Amp alternator			No Charge
		743243	75 Amp alternator			\$185.00

FARMALL 30C/35C TRACTORS - TIER 4B
US PRICE LIST

(Ex Works Port of Entry)
Standard Equipment

DIESEL ENGINE:

Farmall 30C Tier 4B:
ISM 3 Cyl. Turbo Diesel Engine
32.2 Gross Engine hp @ 2600 rpm
26.0 PTO hp @ 2600 rpm (Gear)
24.7 PTO hp @ 2600 rpm (Hydro)
92 cu. in. (1.5L) Displacement

Farmall 35C Tier 4B:
ISM 3 Cyl. Turbo Diesel Engine
36.2 Gross Engine hp @ 2600 rpm
29.6 PTO hp @ 2600 rpm (Gear)
28.1 PTO hp @ 2600 rpm (Hydro)
92 cu. in. (1.5L) Displacement

ALL MODELS:

3 Cylinders
Tier 4b compliant
Turbo charged
Under Hood Muffler / Exhaust
Two-stage Dual Element Air Cleaner
Full-flow, Spin-on Oil Filter
10.5 gallon (40L) Fuel Tank
Fuel Filter with water separator
Quick Glow Plug Starting Aid
Flip-up Hood w/ Gas Strut

INSTRUMENT PANEL:

Analog Tachometer
Fuel Gauge
Coolant Temperature Gauge
Hour Meter
Engine Oil Pressure Warning Light
Battery Charge Warning Light
Cold Starting Aid Indicator Light
PTO ON Indicator Light
Parking Brake Indicator Light
Turn Indicator Lights
Hazard Flasher Indicator Lights
High Beam Headlights Indicator
Emmission Activation Indicator

TRANSMISSION OPTIONS

12 x 12 Synchronized Shuttle Shift
(SSS)
Left-hand, dash mounted,
synchronized shuttle
(4) Synchronized gears
(3) Non-synchronized ranges

3-Range Hydrostatic with Cruise Control
and Dual-Pedal direction control for
forward and reverse

HYDRAULIC SYSTEM:

Open Center Hydraulic System
Dual Gear-type Pumps
Implement Pump Capacity:
- Farmall 30C = 8.2 gpm (31.2 L/min)
- Farmall 35C = 8.2 gpm (31.2 L/min)
Steering Pump Capacity:
- Gear models = 4.2 gpm (15.9 L/min)
- HST models = 5.3 gpm (19.9 L/min)
Mid-mount Hydraulic Valve & Joystick
(STD)

3-POINT LIFT SYSTEM:

Lift Capacity @ ball ends:
1808 lb. (820 kg)
Category I, 3-point Linkage
Position Control Lever
Drop Rate Control Knob
Crank-type Leveling Mechanism
Telescoping Stabilizers
Flexible Link Ends

ROPS:

2-Post, Foldable Roll Bar
Seat Belt

ELECTRICAL

12-volt, 80Ah, 660 CCA Battery
Safety Start Switch
Key Start/Fuel Shutoff
85 amp Alternator
Operator Presence System

**FARMALL 30C/35C TRACTORS - TIER 4B
US PRICE LIST**

**(Ex Works Port of Entry)
Standard Equipment**

LIGHTING:

- (2) Halogen Corner Work Lights
- (2) Halogen Headlights
- (2) Taillights / Brakelights
- (2) Flashing Warning Lights / Turn Signals

PTO:

Rear PTO

- Independent 540 rpm
- Electro-hydraulic engagement
- Flip-up Shield
- Shaft Cap

DRAWBAR:

Swinging
2-Position Extendable

REAR DIFFERENTIAL LOCK

STEERING:

Hydrostatic Power Steering
Tilt Steering Column

BRAKES:

Wet Disc
Dual Brake Pedals
Foot-assist Parking Brake Lever

FRONT AXLE:

Four Wheel Drive (FWD)
Fixed Position Rims
45.6 in. (1159 mm) Tread Setting with
R4 tires

REAR AXLE:

Flange Type Axle
Reversible Position Rims - R1 tires only
Fixed Position Rims - R3, R4 tires
46.5 in. (1283 mm) Tread Setting with
R4 tires

OPERATOR'S AREA:

Contoured Cushion Seat
- Fore / Aft / Height / Weight
Compensating
- Spring Suspension
Deluxe Floor Mat
Foot Throttle
Left Side Step
Left Side Grab Handle
Right Side Cupholder & Tray

SLOW MOVING VEHICLE EMBLEM



**FARMALL 30C/35C TRACTORS - TIER 4B
US PRICE LIST**

(Ex Works Port of Entry)

Models

COMMERCIAL MODEL	Weight	List Price
FARMALL 30C		\$20,943.00
FARMALL 35C		\$22,709.00

Factory Supplied Options

Order Code	Description	Weight	List Price
------------	-------------	--------	------------

TRANSMISSION

TRANSMISSION

SD T2810 TRANSMISSION

	720110	12 x 12 Synchro-shuttle	No Charge
	729290	Hydrostatic Transmission	\$1,739.00

HYDRAULICS

SD T8270 REAR REMOTES

	XT8270X	Base Equipment -See Std Featrs Less Rear Remote	No Charge
	720366	1 Remote SDA Fits Farmall 30C/35C Gear or HST and Farmall 40C/50C Gear	\$664.00
	720347	2 RMT VALVE Fits Farmall 30C/35C Gear or HST and Farmall 40C/50C Gear	\$1,039.00

FRONT WHEELS AND TIRES

SD T4940 FRONT WHEELS AND TIRES

	8199907	Less front wheels and tires.	No Charge
	8204604	7 x 14 6PR R1 Ag Bar	\$356.00
	8276504	12 X 16.5 6PR R4	\$831.00
	8152604	25X8.50-14 4PR R3 T	\$356.00
	8266304	25 x 8.50-14 6PR R4	\$464.00

**FARMALL 30C/35C TRACTORS - TIER 4B
US PRICE LIST**

(Ex Works Port of Entry)

REAR WHEELS AND TIRES

SD T4950 REAR WHEELS AND TIRES

	8399907	Less Rear Wheels and Tires			No Charge
	8332604	11.2 x 24 4PR R1 Ag Bar			\$908.00
	8364564	43X16.00-20 R4			\$1,203.00
	8304804	41X14.00-20 4PR R3			\$1,390.00

FARMALL 40C/50C TRACTORS - TIER 4B
US PRICE LIST

(Ex Works Port of Entry)
Standard Equipment

DIESEL ENGINE:

Farmall 40C Tier 4B:
Mitsubishi S4QL 4 Cyl. Diesel Engine
40.7 Gross Engine hp @ 2600 rpm
32.4 PTO hp @ 2600 rpm (Gear)
30.8 PTO hp @ 2600 rpm (Hydro)
135 cu. in. (2.22L) Displacement

Farmall 50C Tier 4B:
Mitsubishi S4QL 4 Cyl. Diesel Engine
45.6 Gross Engine hp @ 2600 rpm
37.3 PTO hp @ 2600 rpm (Gear)
35.4 PTO hp @ 2600 rpm (Hydro)
135 cu. in. (2.22L) Displacement

ALL MODELS:

4 Cylinders
Naturally Aspirated
Under Hood Muffler / Exhaust
Two-stage Dual Element Air Cleaner
Full-flow, Spin-on Oil Filter
10.5 gallon (40L) Fuel Tank
Fuel Filter with water separator
Quick Glow Plug Starting Aid
Flip-up Hood w/ Gas Strut

INSTRUMENT PANEL:

Analog Tachometer
Fuel Gauge
Coolant Temperature Gauge
Hour Meter
Engine Oil Pressure Warning Light
Battery Charge Warning Light
Cold Starting Aid Indicator Light
PTO ON Indicator Light
Parking Brake Indicator Light
Turn Indicator Lights
Hazard Flasher Indicator Lights
High Beam Headlight Indicator
Emissions Indicator

TRANSMISSION OPTIONS:

16 x 16 Synchronized Shuttle Shift
(SSS)

Left-hand, dash mounted,
synchronized shuttle
(4) Synchronized gears
(4) Non-synchronized ranges

3- Range Hydrostatic with Cruise Control
and Dual Pedal direction control for
forward and reverse

HYDRAULIC SYSTEM:

Open Center Hydraulic System
Dual Gear-type Pumps
Implement Pump Capacity:
- 8.2 gpm (31.2 L/min)
Steering Pump Capacity:
- Gear models = 4.2 gpm (15.9 L/min)
- HST models = 5.3 gpm (19.9 L/min)
Mid-mount Hydraulic Valve & Joystick
(STD)

3-POINT LIFT SYSTEM:

Lift Capacity @ ballk ends:
2756 lb. (1250 kg)
Category I, 3-point Linkage
Position Control Lever
Drop Rate Control Knob
Crank-type Leveling Mechanism
Telescoping Stabilizers
Flexible Link Ends

ROPS:

2-Post, Foldable Roll Bar
Seat Belt

ELECTRICAL:

12-volt, 80Ah, 660 CCA Battery
Safety Start Switch
Key Start/Fuel Shutoff
85 amp Alternator
Operator Presence System

**FARMALL 40C/50C TRACTORS - TIER 4B
US PRICE LIST**

**(Ex Works Port of Entry)
Standard Equipment**

LIGHTING:

- (2) Halogen Corner Work Lights
- (2) Halogen Headlights
- (2) Taillights / Brakelights
- (2) Flashing Warning Lights / Turn Signals

PTO:

Rear PTO

- Independent 540 rpm
- Electro-hydraulic engagement
- Flip-up Shield
- Shaft Cap

DRAWBAR:

Swinging
2-Position Extendable

REAR DIFFERENTIAL LOCK

STEERING:

Hydrostatic Power Steering
Tilt Steering Column

BRAKES:

Wet Disc
Dual Brake Pedals
Foot-assist Parking Brake Lever

FRONT AXLE:

Four Wheel Drive (FWD)
Fixed position rims
51.7 in. (1314 mm) Tread Setting with
R4 tires

REAR AXLE:

Flange Type Axle
Reversible Position Rims - R1 only
Fixed Position Rims - R3, R4
47.7 in. (1211 mm) Tread Setting with
R4 tires

OPERATOR'S AREA:

Contoured Cushion Seat
- Fore / Aft / Height / Weight
Compensating
- Spring Suspension
Deluxe Floor Mat
Foot Throttle
Left Side Step
Left Side Grab Handle
Right Side Cupholder & Tray

SLOW MOVING VEHICLE EMBLEM

**FARMALL 40C/50C TRACTORS - TIER 4B
US PRICE LIST**

(Ex Works Port of Entry)

Models

COMMERCIAL MODEL	Weight	List Price
FARMALL 40C		\$25,670.00
FARMALL 50C		\$28,683.00

Factory Supplied Options

Order Code	Description	Weight	List Price
------------	-------------	--------	------------

TRANSMISSION

TRANSMISSION

SD T2810 TRANSMISSION

	330271	16x16 Synchro Shuttle	No Charge
	330014	HST + 3 Range	\$1,739.00

HYDRAULICS

SD T8270 REAR REMOTES

	XT8270X	Base Equipment -See Std Featrs Less Rear Remote	No Charge
	720366	1 Remote SDA Fits Farmall 30C/35C Gear or HST and Farmall 40C/50C Gear	\$664.00
	720826	1 Remote DA Fits Farmall 40C/50C HST	\$664.00
	720347	2 RMT VALVE Fits Farmall 30C/35C Gear or HST and Farmall 40C/50C Gear	\$1,039.00
	720348	2 REMOTES Fits Farmall 40C/50C HST	\$1,039.00

FRONT WHEELS AND TIRES

SD T4940 FRONT WHEELS AND TIRES

	8199907	Less front wheels and tires.	No Charge
	8253304	9.5X16 4PR R1	\$708.00
	8276504	12 X 16.5 6PR R4	\$831.00
	8299604	28 X 8.50-15 4PR R3	\$708.00

**FARMALL 40C/50C TRACTORS - TIER 4B
US PRICE LIST**

(Ex Works Port of Entry)

REAR WHEELS AND TIRES

SD T4950 REAR WHEELS AND TIRES

	8399907	Less Rear Wheels and Tires			No Charge
	8338604	13.6-24 4PR R1			\$1,038.00
	8396704	17.5Lx24 6PR R4			\$758.00
	8304804	41X14.00-20 4PR R3			\$1,390.00

L300 LOADERS-COMPACT FARMALL B & C T4
US PRICE LIST

(Ex Works Port of Entry)
Standard Equipment

L340 SPECIFICATIONS

(PER ASAE S301.3):

L340 Loader includes the following:

Basic Loader for Farmall 30B & 35B
Mounting Kit
Quick Coupler - Skid Steer Style
68" HD Material Bucket (Quick Attach)
(Mid-mount valve & Joystick are
included with tractor)

Loader specifications are subject to
change and may vary based on tractor
model and tire size.

L340 SPECIFICATIONS

(PER ASAE S301.3):

L340 (For Farmall 30B & 35B)
Distances in (in/mm) unless
otherwise noted. Forces in (lbs/kg)
unless otherwise noted
Curved Boom, Mid-Mount, Quick
Attach Design
Maximum Lift Height:
98.4 / 2500
Dump Clearance:
75.3 / 1913
Digging Depth:
8 / 203
Lift Capacity
@ bucket pivot point:
1250 / 567
@ 19.7 in. (500mm) from bucket
pivot point:
890 / 404
Breakout Force
@ bucket pivot point:
2700 / 1225
@ 19.7 in. (500mm) from bucket
pivot point:
1900 / 862
Reach @ Maximum Lift:
31 / 787
Bucket Rollback:
32°
Bucket Dump Angle:
39°
Bucket Level Indicator
Parking Stand

NOTE: COMPATIBILITY INFORMATION

To assure proper performance,
see Operator's manual for
recommended counterweighting

**L300 LOADERS-COMPACT FARMALL B & C T4
US PRICE LIST**

**(Ex Works Port of Entry)
Standard Equipment**

L350 SPECIFICATIONS

(PER ASAE S301.3):

L350 Loader includes the following:

Basic Loader for Farmall 40B & 50B
Mounting Kit
Quick Coupler - Skid Steer Style
72" HD Material Bucket (Quick Attach)

Loader specifications are subject to
change and may vary based on tractor
model and tire size.

L350 SPECIFICATIONS

(PER ASAE S301.3):

L350 (For Farmall 30C and 35C)
Distances in (in/mm) unless
otherwise noted. Forces in (lbs/kg)
unless otherwise noted
Curved Boom, Mid-Mount, Quick
Attach Design
Maximum Lift Height:
105 / 2667
Dump Clearance:
81.5 / 2070
Digging Depth:
6.5 / 165
Lift Capacity
@ bucket pivot point:
2000 / 907
@ 19.7 in. (500mm) from bucket
pivot point:
1540 / 699
Breakout Force
@ bucket pivot point:
3540 / 1606
@ 19.7 in. (500mm) from bucket
pivot point:
2640 / 1197
Reach @ Maximum Lift:
33 / 838
Bucket Rollback:
30°
Bucket Dump Angle:
58°
4-Bar Bucket Linkage
Bucket Level Indicator, Parking Stand

NOTE: COMPATIBILITY INFORMATION

To assure proper performance,
see Operator's manual for
recommended counterweighting

**L300 LOADERS-COMPACT FARMALL B & C T4
US PRICE LIST**

**(Ex Works Port of Entry)
Standard Equipment**

L350A SPECIFICATIONS

(PER ASAE S301.3):

L350A Loader includes the following:

Basic Loader for Farmall 30C and
Farmall 35C Tier 4
Mounting Kit
Quick Coupler - Skid Steer Style
68" HD Material Bucket (Quick Attach)
(Mid-mount valve & Joystick are
included with tractor)

Loader specifications are subject to
change and may vary based on tractor
model and tire size.

L350A SPECIFICATIONS

(PER ASAE S301.3):

L350A (For Farmall 30C and 35C Tier 4)
Distances in (in/mm) unless
otherwise noted. Forces in (lbs/kg)
unless otherwise noted
Curved Boom, Mid-Mount, Quick
Attach Design
Maximum Lift Height:
105 / 2667
Dump Clearance:
81.5 / 2070
Digging Depth:
6.5 / 165
Lift Capacity
@ bucket pivot point:
2000 / 907
@ 19.7 in. (500mm) from bucket
pivot point:
1540 / 699
Breakout Force
@ bucket pivot point:
3540 / 1606
@ 19.7 in. (500mm) from bucket
pivot point:
2640 / 1197
Reach @ Maximum Lift:
33 / 838
Bucket Rollback:
30°
Bucket Dump Angle:
58°
4-Bar Bucket Linkage
Bucket Level Indicator, Parking Stand

NOTE: COMPATIBILITY INFORMATION

To assure proper performance,
see Operator's manual for
recommended counterweighting

**L300 LOADERS-COMPACT FARMALL B & C T4
US PRICE LIST**

**(Ex Works Port of Entry)
Standard Equipment**

L360A SPECIFICATIONS

(PER ASAE S301.3):

L360A for Farmall 40C and 50C Tier 4

Basic Loader for Farmall 40C and
Farmall 50C Tier 4
Mounting Kit
Quick Coupler - Skid Steer Style
72" HD Material Bucket (Quick Attach)
(Mid-mount valve & Joystick are
included with tractor)

Loader specifications are subject to
change and may vary based on tractor
model and tire size.

L360A SPECIFICATIONS

(PER ASAE S301.3):

L360A (For Farmall 40C and 50C Tier4)

Distances in (in/mm) unless
otherwise noted. Forces in (lbs/kg)
unless otherwise noted

Curved Boom, Mid-Mount, Quick
Attach Design

Maximum Lift Height:

112.3 / 2852

Dump Clearance:

85.2 / 2164

Digging Depth:

4.9 / 125

Lift Capacity

@ bucket pivot point:

2500 / 1134

@ 19.7 in. (500mm) from bucket
pivot point:

1830 / 830

Breakout Force

@ bucket pivot point:

5000 / 2268

@ 19.7 in. (500mm) from bucket
pivot point:

3114 / 1412

Reach @ Maximum Lift:

32 / 813

Bucket Rollback:

39°

Bucket Dump Angle:

49°

4-Bar Bucket Linkage

Bucket Level Indicator

Parking Stand

NOTE: COMPATIBILITY INFORMATION

To assure proper performance,
see Operator's manual for
recommended counterweighting

**L300 LOADERS-COMPACT FARMALL B & C T4
US PRICE LIST**

(Ex Works Port of Entry)

Models

COMMERCIAL MODEL	PACKAGED KIT	SPECIALTY	Weight	List Price
L340 FARMALL 30B/35B	Quick Attach Less Valve	68 in. Bucket	650 LB	\$5,788.00
L350 FARMALL 40B/50B	Quick Attach Less Valve	72 in. Bucket	488 LB	\$6,292.00
L350A FRMLL 30C/35C	Quick Attach Less Valve IV	68 in. Bucket	488 LB	\$5,788.00
L360A FRMLL 40C/50C	Quick Attach Less Valve IV	72 in. Bucket	488 LB	\$6,292.00

**L300 LOADERS-COMPACT FARMALL B & C T4
US PRICE LIST**

(Ex Works Port of Entry)

Factory Supplied Attachments

Order Code	Description	Weight	List Price
------------	-------------	--------	------------

Other Equipment

717747006	Ballast box 1000 Lb Max (Category I) with 1000 lbs. maximum capacity (For Class II or Class III tractors). This item must be placed on a separate order. Items ordered under Other Equipment Section cannot also be ordered as a factory supplied accessory on the same order. A separate order is necessary if additional quantities are required.	169 KG	\$610.00
717748006	Ballast box 1500 Lb Max (Category II) with 1500 lbs. maximum capacity (For Class III tractors ONLY). This item must be placed on a separate order. Items ordered under Other Equipment Section cannot also be ordered as a factory supplied accessory on the same order. A separate order is necessary if additional quantities are required.	243 KG	\$802.00

**L350 LOADER FARMALL B CVT (LOADER READY)
US PRICE LIST**

**(Ex Works - See Standard Equipment)
Standard Equipment**

L350 SPECIFICATIONS

(PER ASAE S301.3):

L350 Loader includes the following:

Basic Loader for

- Farmall 40B, 45B and 50B with CVT Tractors Prior to S/N ZDME21931.
- Quick Coupler - Skid Steer Style
- 72" HD Material Bucket (Quick Attach)

FARMALL B CVT TRACTORS ARE STANDARD LOADER READY

Loader specifications are subject to change and may vary based on tractor model and tire size.

L350 SPECIFICATIONS:

(PER ASAE S301.3):

L350 (For Farmall B CVT)

Distances in (in/mm) unless otherwise noted. Forces in (lbs/kg) unless otherwise noted

Curved Boom, Mid-Mount, Quick Attach Design

Maximum Lift Height:

105 / 2667

Dump Clearance:

81.5 / 2070

Digging Depth:

6.5 / 165

Lift Capacity

@ bucket pivot point 40B CVT:

1800 / 816

Lift Capacity

@ bucket pivot point 45B CVT

& 50B CVT:

2000 / 907

@ 19.7 in. (500mm) from bucket

pivot point 40B CVT:

1386 / 628

@ 19.7 in. (500mm) from bucket

pivot point 45B CVT & 50B CVT:

1540 / 699

L350 SPECIFICATIONS (continued):

Breakout Force

@ bucket pivot point 40B CVT:

3186 / 1445

Breakout Force

@ bucket pivot point 45B CVT

& 50B CVT:

3540 / 1606

@ 19.7 in. (500mm) from bucket

pivot point 40B CVT:

2376 / 1078

@ 19.7 in. (500mm) from bucket

pivot point 45B CVT & 50B CVT:

2640 / 1197

Reach @ Maximum Lift 40B CVT:

32.5 / 826

Reach @ Maximum Lift 45B CVT

& 50B CVT:

33 / 838

Bucket Rollback: 30°

Bucket Dump Angle: 58°

4-Bar Bucket Linkage

Bucket Level Indicator, Parking Stand

COMPATIBILITY INFORMATION:

To assure proper performance, see Operator's manual for recommended counterweighting

EX WORKS:

Wholegoods

(Ex Works Wholegoods Depot)

Factory Supplied Attachments

(Ex Works Wholegoods Depot)

unless otherwise noted

**L350 LOADER FARMALL B CVT (LOADER READY)
US PRICE LIST**

(Ex Works - See Standard Equipment)

Models

COMMERCIAL MODEL	VERSION	MODEL	PACKAGED KIT	Weight		List Price
L350 FARMALL B CVT	Ready	L350	Quick Attach Less Valve/Mount	546 LB		\$5,101.00

**L350 LOADER FARMALL B CVT (LOADER READY)
US PRICE LIST**

(Ex Works - See Standard Equipment)
Factory Supplied Attachments

Order Code	Description	Weight		List Price
------------	-------------	--------	--	------------

Other Equipment

	717747006	Ballast box 1000 Lb Max (Category I) with 1000 lbs. maximum capacity (For Class II or Class III tractors). This item must be placed on a separate order. Items ordered under Other Equipment Section cannot also be ordered as a factory supplied accessory on the same order. A separate order is necessary if additional quantities are required.	169 KG		\$610.00
	717748006	Ballast box 1500 Lb Max (Category II) with 1500 lbs. maximum capacity (For Class III tractors ONLY). This item must be placed on a separate order. Items ordered under Other Equipment Section cannot also be ordered as a factory supplied accessory on the same order. A separate order is necessary if additional quantities are required.	243 KG		\$802.00

L350A LOADER FARMALL B CVT(LOADER READY)
US PRICE LIST

(Ex Works Port of Entry)
Standard Equipment

L350A SPECIFICATIONS

(PER ASAE S301.3):

L350A Loader includes the following:

Basic Loader for

Farmall 40B, 45B and 50B CVT with
new Improved Visibility mounting
system.

Tractors S/N ZDME21931 and after.

Quick Coupler - Skid Steer Style

72" HD Material Bucket (Quick Attach)

FARMALL B CVT TRACTORS ARE
STANDARD LOADER READY

Loader specifications are subject to
change and may vary based on tractor
model and tire size.

L350A SPECIFICATIONS

(PER ASAE S301.3):

L350A (For Farmall 40B, 45B, and
50B CVT)

Distances in (in/mm) unless
otherwise noted. Forces in (lbs/kg)
unless otherwise noted

Curved Boom, Mid-Mount, Quick
Attach Design

Maximum Lift Height:

105 / 2667

Dump Clearance:

81.5 / 2070

Digging Depth:

6.5 / 165

Lift Capacity

@ bucket pivot point:

2000 / 907

@ 19.7 in. (500mm) from bucket
pivot point:

1540 / 699

Breakout Force

@ bucket pivot point:

3540 / 1606

@ 19.7 in. (500mm) from bucket
pivot point:

2640 / 1197

Reach @ Maximum Lift:

33 / 838

Bucket Rollback:

30°

Bucket Dump Angle:

58°

4-Bar Bucket Linkage

Bucket Level Indicator, Parking Stand

COMPATIBILITY INFORMATION:

To assure proper performance,
see Operator's manual for
recommended counterweighting

**L350A LOADER FARMALL B CVT(LOADER READY)
US PRICE LIST**

(Ex Works Port of Entry)
Models

COMMERCIAL MODEL	PACKAGED KIT	SPECIALTY	Weight		List Price
L350A FARMALL B CVT	Quick Attach Less Valve IV	72 in. Bucket	488 LB		\$5,101.00

**L350A LOADER FARMALL B CVT(LOADER READY)
US PRICE LIST**

(Ex Works Port of Entry)

Factory Supplied Attachments

Order Code		Description	Weight	List Price
	717747006	Ballast box 1000 Lb Max (Category I) with 1000 lbs. maximum capacity (For Class II or Class III tractors). This item must be placed on a separate order. Items ordered under Other Equipment Section cannot also be ordered as a factory supplied accessory on the same order. A separate order is necessary if additional quantities are required.	169 KG	\$610.00
	717748006	Ballast box 1500 Lb Max (Category II) with 1500 lbs. maximum capacity (For Class III tractors ONLY). This item must be placed on a separate order. Items ordered under Other Equipment Section cannot also be ordered as a factory supplied accessory on the same order. A separate order is necessary if additional quantities are required.	243 KG	\$802.00

**MW SERIES MOWERS FOR FARMALL C
US PRICE LIST**

**(Ex Works Wholegoods Depot)
Standard Equipment**

MW166S Side Discharge Mid-Mount
Rotary Mower
For use with Farmall 30C & 35C Tractors

SPECIFICATIONS:

Cutting Width (in.) - 66
Cutting Height (in.) - 1-4
Overall width (in.) - discharge chute
down 69
Number of Blades - 3
Blade Type - Standard
Blade Length/Width (in.) - 23 L x 2.5W
Blade Tip Speed (in feet per minute) -
Less than 18,000 (ANSI)
Drive - Mid PTO
Gauge Wheels (in.) - 2 x 6 (4)
Deck Spring suspension - Yes
Deck Shell Weldment - 10 gauge sides,
10 gauge top, 1/4" spindle
reinforcement pads

Tire Compatibility:

Agricultural (R1) - Yes, limited turn
angle:
Right Hand - 24 degrees, Left Hand -
27 degrees
Industrial (R4) - Yes, limited turn angle:
Right Hand - 33 degrees, Left Hand -
37 degrees
Turf (R3) - Yes, limited turn angle:
Right Hand - 33 degrees, Left Hand -
37 degrees

Galaxy Turf - NO

Mulch Kit - AMENHM628 (Service Parts)

NOTE:

REQUIREMENTS FOR OPERATION

A mid PTO kit is required to operate this
mower. The PTO kit can only be
ordered through parts (MT20022006).

MW172S Side Discharge Mid-Mount
Rotary Mower
For use with Farmall 40C & 50C Tractors

SPECIFICATIONS:

Cutting Width (in.) - 72
Cutting Height (in.) - 1-4
Overall width (in.) - discharge chute
down 85
Number of Blades - 3
Blade Type - Standard
Blade Length/Width (in.) - 25L x 2.5W
Blade Tip Speed (in feet per minute) -
Less than 18,000 (ANSI)
Drive - Mid PTO
Gauge Wheels (in.) - 2 x 6 (4)
Deck Spring suspension - Yes
Deck Shell Weldment - 10 gauge sides,
10 gauge top, 1/4" spindle
reinforcement pads

Tire Compatibility:

Agricultural (R1) - NO
Large Industrial (R4) - NO

Turf (R3) - Yes, limited turn angle:

Right Hand - 34 degrees, Left Hand -
35 degrees

Galaxy Turf - NO

Mulch Kit - AMENHM728 (Service Parts)

NOTE:

REQUIREMENTS FOR OPERATION

A mid PTO kit is required to operate this
mower. The PTO kit can only be
ordered through parts (MT20022006).

**MW SERIES MOWERS FOR FARMALL C
US PRICE LIST**

(Ex Works Wholegoods Depot)

Models

COMMERCIAL MODEL	Weight		List Price
MW66S FARMALL C T4	443 LB		\$3,182.00
MW72S FARMALL C T4	620 LB		\$3,738.00

**MW SERIES MOWERS FOR FARMALL B CVT
US PRICE LIST**

(Ex Works Wholegoods Depot)
Standard Equipment

MW172S Side Discharge Mid-Mount
Rotary Mower

For use with Farmall B 40 CVT, 45 CVT
& 50 CVT Tractors

SPECIFICATIONS:

Cutting Width (in.) - 72

Cutting Height (in.) - 1-4

Overall width (in.) - discharge chute
down 85

Number of Blades - 3

Blade Type - Standard

Blade Length/Width (in.) - 25L x 2.5W

Blade Tip Speed (in feet per minute) -
Less than 18,000 (ANSI)

Drive - Mid PTO

Gauge Wheels (in.) - 2 x 6 (4)

Deck Spring suspension - Yes

Deck Shell Weldment - 10 gauge sides,
10 gauge top, 1/4" spindle
reinforcement pads

Tire Compatibility:

Agricultural (R1) - NO

Large Industrial (R4) - NO

Turf (R3) - Yes, limited turn angle:

Right Hand - 34 degrees, Left Hand -
35 degrees

Galaxy Turf - NO

Mulch Kit - AMENHM728 (Service Parts)

**MW SERIES MOWERS FOR FARMALL B CVT
US PRICE LIST**

(Ex Works Wholegoods Depot)

Models

COMMERCIAL MODEL	Weight	List Price
MW72S FARMALL B CVT	620 LB	\$3,738.00

Factory Supplied Options

Order Code	Description	Weight	List Price
------------	-------------	--------	------------

OTHER EQUIPMENT

SD_15012 BALE RAMP AND AXLE

	X15012X	No Ramp	No Charge
	439047	Ramp Kit	\$102.00

**MW SERIES MOWERS FOR FARMALL B
US PRICE LIST**

**(Ex Works Wholegoods Depot)
Standard Equipment**

MW166S Side Discharge Mid-Mount
Rotary Mower
For use with Farmall 30B & 35B Tractors

SPECIFICATIONS:

Cutting Width (in.) - 66
Cutting Height (in.) - 1-4
Overall width (in.) - discharge chute
down 69
Number of Blades - 3
Blade Type - Standard
Blade Length/Width (in.) - 23 L x 2.5W
Blade Tip Speed (in feet per minute) -
Less than 18,000 (ANSI)
Drive - Mid PTO
Gauge Wheels (in.) - 2 x 6 (4)
Deck Spring suspension - Yes
Deck Shell Weldment - 10 gauge sides,
10 gauge top, 1/4" spindle
reinforcement pads

Tire Compatibility:

Agricultural (R1) - Yes, limited turn
angle:
Right Hand - 24 degrees, Left Hand -
27 degrees
Industrial (R4) - Yes, limited turn angle:
Right Hand - 33 degrees, Left Hand -
37 degrees
Turf (R3) - Yes, limited turn angle:
Right Hand - 33 degrees, Left Hand -
37 degrees

Galaxy Turf - NO

Mulch Kit - AMENHM628 (Service Parts)

NOTE:

REQUIREMENTS FOR OPERATION

A mid PTO kit is required to operate this
mower. The PTO kit can only be
ordered through parts (MT20022006).

MW172S Side Discharge Mid-Mount
Rotary Mower
For use with Farmall 40B & 50B Tractors

SPECIFICATIONS:

Cutting Width (in.) - 72
Cutting Height (in.) - 1-4
Overall width (in.) - discharge chute
down 85
Number of Blades - 3
Blade Type - Standard
Blade Length/Width (in.) - 25L x 2.5W
Blade Tip Speed (in feet per minute) -
Less than 18,000 (ANSI)
Drive - Mid PTO
Gauge Wheels (in.) - 2 x 6 (4)
Deck Spring suspension - Yes
Deck Shell Weldment - 10 gauge sides,
10 gauge top, 1/4" spindle
reinforcement pads

Tire Compatibility:

Agricultural (R1) - NO
Large Industrial (R4) - NO

Turf (R3) - Yes, limited turn angle:

Right Hand - 34 degrees, Left Hand -
35 degrees

Galaxy Turf - NO

Mulch Kit - AMENHM728 (Service Parts)

NOTE:

REQUIREMENTS FOR OPERATION

A mid PTO kit is required to operate this
mower. The PTO kit can only be
ordered through parts (MT20022006).

**MW SERIES MOWERS FOR FARMALL B
US PRICE LIST**

(Ex Works Wholegoods Depot)

Models

COMMERCIAL MODEL	Weight	List Price
MW66S FARMALL B	443 LB	\$3,182.00
MW72S FARMALL B	443 LB	\$3,738.00

**MW SERIES MID-MOUNTED SIDE DISCHARGE MD
US PRICE LIST**

**(Ex Works Wholegoods Depot)
Standard Equipment**

DISCONTINUED SUBJECT TO
AVAILABLE INVENTORY. THIS MOWER
IS FOR THE DISC FARMALL 31 & 35

MW60S (FOR FARMALL 31 AND 35):

Mid-mounted, direct drive,
finishing mower
Cutting width: 60 inches (1524mm)
Discharge: Side
Number of blades: 3
Blade type: High lift
Blade dimensions:
Length 20.4 inches (518mm)
Width 2.5 inches (64mm)
Blade tip speed @ rated engine speed:
15306 (FPM)
Mid PTO drive
Cutting height: 1.5 to 4 inches
(38 to 102mm)
Gauge wheels: 6 x 2.5 inches
(152 x 64mm)
Overall width with discharge chute
down: 76.5 inches (1943mm)
Deck spring suspension
Tire compatibility: Turf - Industrial -
Galaxy® Turf*

MW72S (FOR FARMALL 31 AND 35):

Mid-mounted, direct drive,
finishing mower
Cutting width: 72 inches (1830mm)
Discharge: Side
Number of blades: 3
Blade type: Standard

MW72S: (continued)

Blade dimensions:
Length 24.5 inches (622mm)
Width 3 inches (76mm)
Blade tip speed @ rated engine speed:
15616 (FPM)
Mid PTO drive
Cutting height: 1.5 to 4 inches
(38 to 102mm)
Gauge wheels: 6 x 2.5 inches
(152 x 64mm)
Overall width: 85.5 inches (2177mm)
Deck spring suspension
Tire compatibility: Turf - Industrial -
Galaxy® Turf*

Requirements for Operation:

TRACTOR MID MOUNT PTO IS
REQUIRED. If tractor is not equipped
with Mid Mount PTO, order appropriate
kit from tractor Parts Division Supplied
Accessories chart.

* When installing an MW60S or MW72S
on a Farmall 31 or 35 equipped with
Galaxy® turf tires, service kit
AUB164147 is required.

Please order AUB164147 from Parts
Division Supplied Accessories.

Galaxy® is a registered trademark of
Galaxy Tire & Wheel Inc.

**MW SERIES MID-MOUNTED SIDE DISCHARGE MD
US PRICE LIST**

(Ex Works Wholegoods Depot)

Models

COMMERCIAL MODEL	MODEL	Weight	List Price
MW60S MD MT SIDE MOW	MWX602 60IN SD CLS	515 LB	\$3,783.00
MW72S MD MT SIDE MOW	MWX72S 72IN SD CLS	515 LB	\$4,784.00

Factory Supplied Options

Order Code	Description	Weight	List Price
------------	-------------	--------	------------

OPERATOR'S MANUAL

SD_47012 OPERATOR'S MANUAL

	725847	North American English	1 LB	No Charge
--	--------	------------------------	------	-----------

ADDITIONAL OPERATOR'S MANUAL

SD_47083 OPERATOR'S MANUAL

	X47083X	No Additional Operators Manual		No Charge
	715294	French Canadian	1 LB	No Charge

**MW SERIES MID-MOUNTED REAR DISCHARGE MD
US PRICE LIST**

**(Ex Works Wholegoods Depot)
Standard Equipment**

DISCONTINUED SUBJECT TO
AVAILABLE INVENTORY. THIS MOWER
IS FOR THE DISC FARMALL 31 & 35

MW72R (FOR FARMALL 31 AND 35):

Mid-mounted, direct drive,
finishing mower
Cutting width: 72 inches (1830mm)
Discharge: Rear
Number of blades: 3
Blade type: Standard
Blade dimensions:
Length 24.5 inches (622mm)
Width 3 inches (76mm)
Blade tip speed @ rated engine speed:
15616 (FPM)
Mid PTO drive
Cutting height: 1.5 to 4 inches
(38 to 102mm)
Gauge wheels: 6 x 2.5 inches
(152 x 64mm)
Overall width: 74.4 inches (1890mm)
Deck spring suspension
Tire compatibility: Ag-Turf-Industrial-
Galaxy® Turf*

**MW84R (FOR FARMALL 40 AND
45 - HST ONLY):**

Mid-mounted, direct drive,
finishing mower
Cutting width: 84 inches (2134mm)
Discharge: Rear
Number of blades: 4
Blade type: Gator® Mulcher Blades
Blade dimensions:
Length 22.81 inches (580mm)
Width 3 inches (76mm)
Blade tip speed @ rated engine speed:
15616 (FPM)
Mid PTO drive
Cutting height: 2 to 4 inches
(51 to 102mm)

MW84R: (continued)

Gauge wheels: 6 x 2.5 inches
(152 x 64mm)
Overall width: 87.4 inches (2220mm)
Deck spring suspension
Tire compatibility: Ag-Turf-Industrial-
Galaxy® Turf**

(Note: The MW84R cannot be installed
on Farmall 40 and 45 CVT versions)

Requirements for Operation:

TRACTOR MID MOUNT PTO IS
REQUIRED. If tractor is not equipped
with Mid Mount PTO, order appropriate
kit from tractor Parts Division Supplied
Accessories chart.

* When installing an MW72R on a
Farmall 31 or 35 equipped with Galaxy®
turf tires, service kit AUB164147 is
required.

** When installing an MW84R on a
Farmall 40 or 45 equipped with Galaxy®
turf tires, service kit AUB163560 is
required.

(Please order AUB164147 or
AUB163560 from Parts Division
Supplied Accessories)

Galaxy® is a registered trademark of
Galaxy Tire & Wheel Inc.

Gator® is a registered trademark of
Frederick Manufacturing of
Kansas City, MO

**MW SERIES MID-MOUNTED REAR DISCHARGE MD
US PRICE LIST**

(Ex Works Wholegoods Depot)

Models

COMMERCIAL MODEL	MODEL	Weight	List Price
MW72R MD MT REAR MOW	MWX72R 72IN RD MULC	515 LB	\$4,976.00
MW84R MD MT REAR MOW	MWX84R 84IN RD MULC	515 LB	\$6,987.00

Factory Supplied Options

Order Code	Description	Weight	List Price
------------	-------------	--------	------------

OPERATOR'S MANUAL

SD_47012 OPERATOR'S MANUAL

	725847	North American English	1 LB	No Charge
--	--------	------------------------	------	-----------

ADDITIONAL OPERATOR'S MANUAL

SD_47083 OPERATOR'S MANUAL

	X47083X	No Additional Operators Manual		No Charge
	715294	French Canadian	1 LB	No Charge

**RR SERIES REAR MOUNT FINISHING MOWERS
US PRICE LIST**

**(Ex Works Wholegoods Depot)
Standard Equipment**

RR60 - RIGID FRAME:

Category I 3-point mounted
finishing mower
Cutting Width: 60 inches (1524mm)
Discharge: Rear
Discharge Safety Chain
PTO HP Rating: Up to 30
Drive Method: Rear 540 RPM PTO
Number of Blades: 3
Blade Drive: V-Belt
Blade speed (RPM): 2,630
Cutting Height: 1 to 4 in. (25 to 101mm)
(4) Solid Rubber Gauge Wheels
(fully rotating)

RR72 - RIGID FRAME:

Category I 3-point mounted
finishing Mower
Cutting Width: 72 inches (1829mm)
Discharge: Rear
Discharge Safety Chain
PTO HP Rating: Up to 40
Drive Method: Rear 540 RPM PTO
Number of Blades: 3
Blade Drive: V-Belt
Blade speed (RPM): 2,230
Cutting Height: 1 to 4 in. (25 to 101mm)
(4) Solid Rubber Gauge Wheels
(fully rotating)

RR90 - RIGID FRAME:

Category I 3-point mounted
finishing mower
Cutting Width: 90 inches (2286mm)
Discharge: Rear
Discharge Safety Chain
PTO HP Rating: Up to 60
Drive Method: Rear 540 RPM PTO
Number of Blades: 5
Blade Drive: V-Belt
Blade speed (RPM): 2,630
Cutting Height: 1 to 4 in. (25 to 101mm)
(4) Solid Rubber Gauge Wheels
(fully rotating)

RR144 - FLEX WING:

Overall Cutting Width - 12 ft. (3.66m) Flex
Center Deck Cutting Width - 5 ft. (1.52m)
Wing Deck Cutting Width - 4 ft. (1.22m)
Deck Overlap - 6 in. (152 mm)
Overall Width - 146 in. (3.71m)
Transport Width - 100 in. (2.54m)
Maximum Overall Length - 182 in.
(4.62m)
Transport Length - 177 in. (4.5m)
Transport Height - 90 in. (2.29m)
Minimum HP - 30
Cutting Height Range - 1 to 5 in.
(25 to 127 mm)
Blade Tip Speed (FPM) - 16,000
Caster Wheels (12) - 15x6.00-6
Transport Tires (2) - 26x12.00-12

RR180 - FLEX WING:

Overall Cutting Width - 15 ft. (4.57m) Flex
Center Deck Cutting Width - 6 ft. (1.83m)
Wing Deck Cutting Width - 5 ft. (1.52m)
Deck Overlap - 6 in. (152 mm)
Overall Width - 182 in. (4.62m)
Transport Width - 101 in. (2.57m)
Maximum Overall Length - 185 in. (4.7m)
Transport Length - 180 in. (4.57m)
Transport Height - 100 in. (2.54m)
Minimum HP - 35
Cutting Height Range - 1 to 5 in.
(25 to 127 mm)
Blade Tip Speed (FPM) - 16,000
Caster Wheels (12) - 15x6.00-6
Transport Tires (2) - 26x12.00-12

**RR SERIES REAR MOUNT FINISHING MOWERS
US PRICE LIST**

**(Ex Works Wholegoods Depot)
Standard Equipment**

RR204 - FLEX WING:

Overall Cutting Width - 17 ft. (5.18m) Flex
Center Deck Cutting Width - 7.5 ft.

(2.29m)

Wing Deck Cutting Width - 6 ft. (1.83m)

Deck Overlap - 12 in. (305 mm)

Overall Width - 207 in. (5.26m)

Transport Width - 102 in. (2.59m)

Maximum Overall Length - 196 in.

(4.98m)

RR204 - FLEX WING: (continued)

Transport Length - 188 in. (4.78m)

Transport Height - 110 in. (2.79m)

Minimum HP - 40

Cutting Height Range - 1 to 5 in.

(25 to 127 mm)

Blade Tip Speed (FPM) - 16,000

Caster Wheels (12) - 15x6.00-6

Transport Tires (2) - 26x12.00-12

**RR SERIES REAR MOUNT FINISHING MOWERS
US PRICE LIST**

(Ex Works Wholegoods Depot)

Models

COMMERCIAL MODEL	Weight	List Price
RR60 60 INCH MOWER	2,000 LB	\$2,834.00
RR72 72 INCH MOWER	2,000 LB	\$2,986.00
RR90 90 INCH MOWER	2,000 LB	\$4,092.00
RR144 12 FT MOWER	3,000 LB	\$15,415.00
RR180 15 FT MOWER	3,520 LB	\$16,631.00
RR204 17 FT MOWER	3,520 LB	\$18,106.00

Factory Supplied Options

Order Code	Description	Weight	List Price
------------	-------------	--------	------------

OPERATOR'S MANUAL

SD_47012 OPERATOR'S MANUAL

	725847	North American English	1 LB	No Charge
--	--------	------------------------	------	-----------

**BR SERIES FRONT MOUNT ROTARY BROOMS
US PRICE LIST**

**(Ex Works Wholegoods Depot)
Standard Equipment**

Model BR160:

(FOR FARMALL 31, 35, 40, 45 & 50)
Quick attach design, mid-PTO driven
Sweeping width: 55 inches (1397mm)
Sweeping width @ 25°: 49 inches
(1245mm)
Broom diameter: 22 inches (560mm)
Brush type: Wafer
Bristle material: Polypropylene
Manual angling: Standard
Angling range: 0 to 25°
Drive system: PTO to Gearbox to
#50 HD chain
Storage stand: Standard

REQUIREMENTS FOR OPERATION:
TRACTOR MID MOUNT PTO IS
REQUIRED.

If tractor is not equipped with Mid
Mount PTO, order appropriate kit from
tractor Parts Division Supplied
Accessories chart.

(NOTE: On CVT version tractors,
Mid Mount PTO is only available as
a factory installed option.)

Model BR172:

(FOR FARMALL 31, 35, 40, 45 , 50,
40B CVT, 45B CVT, and 50B CVT)
Quick attach design, Mid-PTO driven
Sweeping width: 67 inches (1702mm)
Sweeping width @ 25°: 60 inches
(1525mm)
Broom diameter: 22 inches (560mm)
Bristle material: Polypropylene
Brush type: Wafer
Manual angling: Standard
Angling range: 0 to 25°
Drive system: PTO to Gearbox to
#50 HD chain
Storage stand: Standard

FOR FARMALL 31-50 TRACTORS:
TRACTOR MUST BE EQUIPPED WITH
MID MOUNT VALVE AND JOYSTICK in
order to operate loaders, front mount
brooms, front mount blades or
front mount snow blowers.

If tractor was not ordered "Loader
Ready" please consult the Compact
Tractor Parts Division Supplied
Accessories chart for valve and
joystick ordering information.

FOR FARMALL B TRACTORS:
Tractor comes equipped with
Mid-mount valve and Joystick as
standard equipment

Model BR172:

(FOR FARMALL 30B, 35B, 40B & 50B)
Quick attach design, Mid-PTO driven
Sweeping width: 67 inches (1702mm)
Sweeping width @ 25°: 60 inches
(1525mm)
Broom diameter: 22 inches (560mm)
Bristle material: Polypropylene
Brush type: Wafer
Manual angling: Standard
Angling range: 0 to 25°
Drive system: PTO to Gearbox to
#50 HD chain
Storage stand: Standard

**BR SERIES FRONT MOUNT ROTARY BROOMS
US PRICE LIST**

(Ex Works Wholegoods Depot)

Models

COMMERCIAL MODEL	MODEL	Weight	List Price
BR160 ROTARY BROOM	BR160 FOR FARMALL 31-50	500 LB	\$4,460.00
BR172 ROTARY BROOM	BR172 FOR FARMALL 31-50 +CVT	500 LB	\$5,023.00
BR172 FARMALL B	BR172 FOR FARMALL B	600 LB	\$5,023.00

Factory Supplied Options

Order Code	Description	Weight	List Price
------------	-------------	--------	------------

SUBFRAME AND HITCH

SD_N5701 HITCH AND SUBFRAME

	XN5701X	No front mounting brackets		No Charge
	715425	Front quick hitch - Class 2 For Farmall 31 and 35	318 LB	\$1,517.00
	717751	Front quick hitch - Class 3 For Farmall 40 HST, 45 HST, 40 CVT, 45 CVT, 50 CVT, 40B CVT, 45B CVT, 50B CVT		\$1,990.00
	717989	Front quick hitch 30/35/40/50 For Farmall 30B, 35B, 40B and 50B		\$1,726.00

DRIVE COMPLETION KITS

SD_03007 MID PTO DRIVE KIT

	X03007X	No Mid PTO Drive Kit		No Charge
	715584	Drive completion kit 715584 For Farmall 31 and 35	35 LB	\$827.00
	717155	MID PTO Drive Kit-III For Farmall 40 and 45 - HST Only	7 LB	\$706.00
	717761	MID PTO Drive Kit-III AT For Farmall 40 CVT, 45 CVT 50 CVT, 40B CVT, 45B CVT, 50B CVT		\$706.00
	717990	MID PTO 30/35/40/50 For Farmall 30B, 35B, 40B and 50B		\$920.00

**BR SERIES FRONT MOUNT ROTARY BROOMS
US PRICE LIST**

(Ex Works Wholegoods Depot)

HYDRAULIC ANGLING KIT

SD_20087 HYDRAULIC FRAME ANGLING KIT

	X20087X	No hydraulic angling kit			No Charge
	715677	Hydraulic angling kit	26 LB		\$648.00

SIDE CASTERWHEELS KIT

SD_29035 SIDE CASTER WHEEL KIT

	X29035X	No side casterwheels kit			No Charge
	717231	Side casterwheels kit 2 x 6	47 LB		\$551.00

OPERATOR'S MANUAL

SD_47012 OPERATOR'S MANUAL

	725847	North American English	1 LB		No Charge
--	--------	------------------------	------	--	-----------

ADDITIONAL OPERATOR'S MANUAL

SD_47083 OPERATOR'S MANUAL

	X47083X	No Additional Operators Manual			No Charge
	715294	French Canadian	1 LB		No Charge

**BR SERIES FRONT MOUNT ROTARY BROOMS
US PRICE LIST**

**(Ex Works Wholegoods Depot)
Factory Supplied Attachments**

Order Code	Description	Weight	List Price
------------	-------------	--------	------------

Quick Hitch and Subframe

715425026	Subframe Cls 2 Quick hitch and subframe for Farmall 31 and 35	236 KG	\$1,517.00
717751006	SUBFRAME CLS 3 Quick hitch and subframe for Farmall 40 HST, 45 HST, 40 CVT, 45 CVT, 50 CVT, 40B CVT, 45B CVT, 50B CVT	510 KG	\$1,989.00
717989006	SUBFRAME 30/35/40/50 HP Quick hitch and subframe for Farmall 30B, 35B, 40B and 50B	325 KG	\$1,726.00

Mid PTO Drive Completion Kits

715584006	ATTACHMENT, MID PTO DRIVE 60" Mid PTO drive kit For Farmall 31 and 35	25 KG	\$827.00
717155016	MID PTO Drive Kit Cls 3 For Farmall 40 and 45 with HST only	36 KG	\$706.00
717761006	MID PTO Drive Kit Cls 3 AT For Farmall 40 CVT, 45 CVT, 50 CVT, 40B CVT, 45B CVT, and 50B CVT	30 KG	\$706.00
717990006	MID PTO 30/35/40/50 HP Mid PTO drive kit for Farmall 30B, 35B, 40B and 50B	25 KG	\$920.00

Additional Attachments

717231016	2 X 6 side caster w/Wheel kit For BR160 and BR172	47 KG	\$551.00
715677016	HYD ANGLING 60&72"(2.0,3.0) For Farmall 30, 35, 40, 45, 50, 30B, 35B, 40B, 50B, 40B CVT, 45B CVT, and 50B CVT	10 KG	\$648.00
715655036	Ballasting box for 3-point hitch (Category I) capacity of 400 lbs., for total maximum weight of 500 lbs, - Ex Works Wholegoods Depot. This item must be placed on a separate order. Items ordered under Other Equipment Section cannot also be ordered as a factory supplied accessory on the same order. A separate order is necessary if additional quantities are required.	101 KG	\$240.00

**TL SERIES ROTARY TILLERS
US PRICE LIST**

**(Ex Works Wholegoods Depot)
Standard Equipment**

TL152:

Recommended for use on
(Farmall 31, 35, 30B, and 35B)
Approximate working width: 52 inches
(1320mm)
Tilling depth adjustment with guide
shoes: 0 to 4.5 inches (0 to 114mm)
Maximum tilling depth without guide
shoes: 7.25 inches (184mm)
Hitch: Category I
Offset Adjustment to Right: 11 inches
(280mm)
PTO hp Rating: 45
Rotor Drive Type: Chain
Drive Protection: Slip Clutch
Rotor Speed @ 540 RPM PTO: 231 RPM
Number of Blades: 24
Blade Tip Speed @ 540 RPM:
1043 (FPM)

TL160:

Recommended for use on
(Farmall 31, 35, 30B, and 35B)
Approximate working width: 60 inches
(1524mm)
Tilling depth adjustment with guide
shoes: 0 to 4.5 inches (0 to 114mm)
Maximum tilling depth without guide
shoes: 7.25 inches (184mm)
Hitch: Category I
Offset Adjustment to Right: 11 inches
(280mm)
PTO hp Rating: 45
Rotor Drive Type: Chain
Drive Protection: Slip Clutch
Rotor Speed @ 540 RPM PTO: 236 RPM
Number of Blades: 28
Blade Tip Speed @ 540 RPM:
1063 (FPM)

TL172:

Recommended for use on
(Farmall 31, 35, 30B, 35B, 40B CVT,
45B CVT, and 50B CVT)
Approximate working width: 72 inches
(1830mm)
Tillage depth adjustment with guide
shoes: 0 to 4.5 inches (1 to 114mm)
Maximum tillage depth without guide
shoes: 7.25 inches (184mm)
Hitch: Category I
Offset Adjustment to Right: 11 inches
(280mm)
PTO hp Rating: 45
Rotor Drive Type: Chain
Drive Protection: Slip Clutch
Rotor Speed at 540 RPM PTO: 236 RPM
Number of Blades: 36
Blade Tip Speed @ 540 RPM:
1063 (FPM)

TL172H:

Recommended for use on
(Farmall 40, 45, 50, 55, 60, 40B, 50B,
40B CVT, 45B CVT, and 50B CVT)
Approximate working width: 72 inches
(1830mm)
Tilling depth adjustment with guide
shoes: 0 to 5 inches (0 to 127mm)
Maximum tillage depth without guide
shoes: 7 inches (178mm)
Hitch: Category I or II
Offset Adjustment to Right: 11 inches
(280mm)
PTO hp Rating: 60
Rotor Drive Type: Gear
Drive Protection: Slip Clutch
Rotor Speed @ 540 RPM PTO: 211 RPM
Number of Blades: 36
Blade Tip Speed @ 540 RPM:
944 (FPM)

**TL SERIES ROTARY TILLERS
US PRICE LIST**

**(Ex Works Wholegoods Depot)
Standard Equipment**

TL180H:

Recommended for use on

(Farmall 40, 45, 50, 55, 60, 40B, 50B,
40B CVT, 45B CVT, 50B CVT,
and 65C tractors)

Approximate working width: 80 inches
(2032mm)

Tillage depth adjustment with guide
shoes: 0 to 5 inches (0 to 127mm)

Maximum tillage depth without guide
shoes: 7 inches (178mm)

Hitch: Category I or II

Offset Adjustment to Right: 11 inches
(280mm)

PTO hp Rating: 60

Rotor Drive Type: Gear

Drive Protection: Slip Clutch

Rotor Speed @ 540 RPM PTO: 211 RPM

Number of Blades: 40

Blade Tip Speed @ 540 RPM:

944 (FPM)

**TL SERIES ROTARY TILLERS
US PRICE LIST**

(Ex Works Wholegoods Depot)

Models

COMMERCIAL MODEL	MODEL	Weight	List Price
TL152 52IN ROT TILL	TLX152 52IN CHAIN D	1,000 LB	\$2,627.00
TL160 60IN ROT TILL	TLX160 60IN CHAIN D	1,000 LB	\$2,828.00
TL172 72IN ROT TILL	TLX172 72IN CHAIN D	1,000 LB	\$3,192.00
TL172H 72IN ROT TILL	TL172H 72IN HD GEAR	1,000 LB	\$3,621.00
TL180H 80IN ROT TILL	TL180H 80IN HD GEAR	1,200 LB	\$3,879.00

Factory Supplied Options

Order Code	Description	Weight	List Price
------------	-------------	--------	------------

OPERATOR'S MANUAL

SD 47012 OPERATOR'S MANUAL

	725847	North American English	1 LB	No Charge
--	--------	------------------------	------	-----------

ADDITIONAL OPERATOR'S MANUAL

SD 47083 OPERATOR'S MANUAL

	X47083X	No Additional Operators Manual		No Charge
	715294	French Canadian	1 LB	No Charge

**BM SERIES FRONT MOUNTED BLADES -BM1
US PRICE LIST**

**(Ex Works - See Standard Equipment)
Standard Equipment**

BM172 (FOR FARMALL 31 AND 35):

Quick attach design
Moldboard width: 72 inches (1830mm)
Moldboard height 22 inches (560mm)
Reversible cutting edge
Cutting edge thickness: 0.5 inch
(12.7mm)
Hydraulic angling
Angling range: 0 to 30 degrees
Adjustable skid shoes

BM172H HEAVY DUTY:

(FOR FARMALL 40, 45, 50, 40B CVT,
45B CVT, 50B CVT, 30B, 35B, 40B,
and 50B)

Quick attach design
Moldboard width: 72 inches (1830mm)
Moldboard height: 22 inches (560mm)
Reversible cutting edge
Cutting edge thickness: 0.5 inch
(12.7mm)
Hydraulic angling
Angling range: 0 to 30 degrees
Adjustable skid shoes

BM184H HEAVY DUTY:

(FOR FARMALL 40, 45, 50, 40B CVT,
45B CVT, 50B CVT, 40B, and 50B)

Quick attach design
Moldboard width: 84 inches (2135mm)
Moldboard height: 22 inches (560mm)
Reversible cutting edge
Cutting edge thickness: 0.5 inch
(12.7mm)
Hydraulic angling
Angling range: 0 to 30 degrees
Adjustable skid shoes

REQUIREMENTS FOR OPERATION:

FOR FARMALL 31-50 TRACTORS:
TRACTOR MUST BE EQUIPPED WITH
MID MOUNT VALVE AND JOYSTICK in
order to operate loaders, front mount
brooms, front mount blades or front
mount snow blowers.

If tractor was not ordered
"Loader Ready" please consult the
Compact Tractor Parts Division
Supplied Accessories chart for
valve and joystick ordering information.

FOR FARMALL B TRACTORS:

Tractor comes equipped with
Mid-mount valve and Joystick as
standard equipment

EX WORKS:

Wholegoods
(Ex Works Wholegoods Depot)
Standard Factory Attachments
(Ex Works Wholegoods Depot)

**BM SERIES FRONT MOUNTED BLADES -BM1
US PRICE LIST**

(Ex Works - See Standard Equipment)
Models

COMMERCIAL MODEL	MODEL	Weight	List Price
BM172 FR BLADE CL2	BM172 72IN FRNT BL	300 LB	\$2,324.00
BM172H FR BLADE CL3	BM172H 72IN HD FRNT	300 LB	\$2,740.00
BM184H FR BLADE CL3	BM184H 84IN HD FRNT	300 LB	\$3,285.00

Factory Supplied Options

Order Code	Description	Weight	List Price
------------	-------------	--------	------------

SUBFRAME AND HITCH

SD N5701 HITCH AND SUBFRAME

	XN5701X	No front mounting brackets		No Charge
	715425	Front quick hitch - Class 2 For Farmall 31 and 35	318 LB	\$1,517.00
	717751	Front quick hitch - Class 3 For Farmall 40 HST, 45 HST, 40 CVT , 45 CVT, 50 CVT, 40B CVT, 45B CVT, and 50B CVT		\$1,990.00
	717989	Front quick hitch 30/35/40/50 For Farmall 30B, 35B, 40B and 50B		\$1,726.00

OPERATOR'S MANUAL

SD 47012 OPERATOR'S MANUAL

	725847	North American English	1 LB	No Charge
--	--------	------------------------	------	-----------

ADDITIONAL OPERATOR'S MANUAL

SD 47083 OPERATOR'S MANUAL

	X47083X	No Additional Operators Manual		No Charge
	715294	French Canadian	1 LB	No Charge

OTHER EQUIPMENT

SD 40002 BALLAST BOX

	X40002X	No ballasting box		No Charge
--	---------	-------------------	--	-----------

**BM SERIES FRONT MOUNTED BLADES -BM1
US PRICE LIST**

(Ex Works - See Standard Equipment)

	717746	Ballasting box - 500 lbs. For 3-pt hitch	100 LB		\$240.00
--	--------	--	--------	--	----------

SD 50091 RUBBER BLADE EDGE

	X50091X	No rubber cutting edge			No Charge
	715679	Rubber cutting edge	61 LB		\$258.00

**BM SERIES FRONT MOUNTED BLADES -BM1
US PRICE LIST**

**(Ex Works - See Standard Equipment)
Factory Supplied Attachments**

Order Code	Description	Weight	List Price
Quick Hitch and Subframe			
715425026	Subframe Cls 2 Quick hitch and subframe for Farmall 31 and 35	236 KG	\$1,517.00
717751006	SUBFRAME CLS 3 Quick hitch and subframe for Farmall 40 HST, 45 HST, 40 CVT, 45 CVT, 50 CVT, 40B CVT, 45B CVT, and 50B CVT	510 KG	\$1,989.00
717989006	SUBFRAME 30/35/40/50 HP Quick hitch and subframe for Farmall 30B, 35B, 40B and 50B	325 KG	\$1,726.00

Additional Attachments

715679026	Rubber Cutting Edge For BM172 and BM172H	60 KG	\$258.00
715655036	Ballasting box for 3-point hitch (Category I) capacity of 400 lbs., for total maximum weight of 500 lbs, - Ex Works Wholegoods Depot. This item must be placed on a separate order. Items ordered under Other Equipment Section cannot also be ordered as a factory supplied accessory on the same order. A separate order is necessary if additional quantities are required.	101 KG	\$240.00

**BM SERIES FRONT MOUNTED BLADES -BM2
US PRICE LIST**

(Ex Works - See Standard Equipment)

Standard Equipment

BM184 (FOR FARMALL 55 AND 60):

Moldboard Width: 84 inch (2135mm)

Moldboard Height: 20 inch (508mm)

Reversible Cutting Edge

Cutting Edge: 0.5 inch (12.7mm)

x 6 in. (152mm)

Blade Lift Height: 10 inch (254mm)

Digging Depth: 4.25 inches (108mm)

Maximum Blade Angle: 30°

Hydraulic Angle Blade Kit is
standard equipment

REQUIREMENTS FOR OPERATION:

TRACTOR MUST BE EQUIPED WITH
MID MOUNT VALVE AND JOYSTICK in
order to operate loaders, front mount
brooms, front mount blades or front
mount snow blowers.

If tractor was not ordered
"Loader Ready" please consult the
Compact Tractor Parts Division
Supplied Accessories chart for
valve and joystick ordering information.

EX WORKS:

Wholegoods

(Ex Works Sioux Falls, SD)

**BM SERIES FRONT MOUNTED BLADES -BM2
US PRICE LIST**

(Ex Works - See Standard Equipment)

Models

COMMERCIAL MODEL	MODEL	Weight	List Price
BM184 FR BLADE CL4	BM184 84IN HD FRNT	300 LB	\$816.00

Factory Supplied Options

Order Code	Description	Weight	List Price
------------	-------------	--------	------------

SUBFRAME AND HITCH

SD_N5701 HITCH AND SUBFRAME

715423	Front Quick Hitch/Subframe5423 For Farmall 55 and 60	510 LB	\$2,351.00
--------	--	--------	------------

OPERATOR'S MANUAL

SD_47012 OPERATOR'S MANUAL

725847	North American English	1 LB	No Charge
--------	------------------------	------	-----------

ADDITIONAL OPERATOR'S MANUAL

SD_47083 OPERATOR'S MANUAL

X47083X	No Additional Operators Manual		No Charge
715294	French Canadian	1 LB	No Charge

OTHER EQUIPMENT

SD_40002 BALLAST BOX

X40002X	No ballasting box		No Charge
717746	Ballasting box - 500 lbs. For 3-pt hitch	100 LB	\$240.00

**BS SERIES FRONT MOUNT SNOW BLOWERS
US PRICE LIST**

**(Ex Works Wholegoods Depot)
Standard Equipment**

BS163H HEAVY DUTY:

For use with Farmall 31 and 35 ONLY
Quick attach design, mid-PTO driven
Overall width: 63 inches (1600mm)
Cutting width: 63 inches (1600mm)
Cutting height: 22 inches (560mm)
Number of blades: 4
Fan diameter: 18 inches (457mm)
Auger diameter: 14 inches (356mm)
Impeller drive: Gear box reduction
Auger Drive: Two-part chute with
manual chute rotation
Shearbolt protection
Adjustable skid shoes
Front mount and drive completion
package. Includes chute with
mechanical rotation, female
portion of quick hitch and
front half of driveline.

BS163B HEAVY DUTY:

For use with Farmall 30B, 35B,
40B and 50B Tractors ONLY
Quick attach design, mid-PTO driven
Overall width: 63 inches (1600mm)
Cutting width: 63 inches (1600mm)
Cutting height: 22 inches (560mm)
Number of blades: 4
Fan diameter: 18 inches (457mm)
Auger diameter: 14 inches (356mm)
Impeller drive: Gear box reduction
Auger Drive: Two-part chute with
manual chute rotation
Shearbolt protection
Adjustable skid shoes
Front mount and drive completion
package. Includes chute with
mechanical rotation, female
portion of quick hitch and
front half of driveline.

BS172H HEAVY DUTY:

For use with:
Farmall 40, 45, 50, 40B CVT,
45B CVT, and 50B CVT ONLY
Quick attach design, mid-PTO driven
Overall width: 72 inches (1830mm)
Cutting width: 72 inches (1830mm)
Cutting height: 26 inches (660mm)
Number of blades: 4
Fan diameter: 24 inches (610mm)
Auger diameter: 15 inches (381mm)
Impeller drive: Gear box reduction/
#60 HD chain
Auger Drive: Two-part chute with
manual chute rotation
Shearbolt protection
Adjustable skid shoes
Front mount and drive completion
package. Includes chute with
mechanical rotation, female
portion of quick hitch and
front half of driveline.

BS174H HEAVY DUTY:

For use with Farmall 30B, 35B,
40B and 50B Tractors ONLY
Quick attach design, mid-PTO driven
Overall width: 72 inches (1830mm)
Cutting width: 72 inches (1830mm)
Cutting height: 26 inches (660mm)
Number of blades: 4
Fan diameter: 24 inches (610mm)
Auger diameter: 15 inches (381mm)
Impeller drive: Gear box reduction/
#60 HD chain
Auger Drive: Two-part chute with
manual chute rotation
Shearbolt protection
Adjustable skid shoes
Front mount and drive completion
package. Includes chute with
mechanical rotation, female
portion of quick hitch and
front half of driveline.

**BS SERIES FRONT MOUNT SNOW BLOWERS
US PRICE LIST**

**(Ex Works Wholegoods Depot)
Standard Equipment**

REQUIREMENTS FOR OPERATION:

TRACTOR MID MOUNT PTO IS
REQUIRED. If tractor is not equipped
with Mid Mount PTO, order appropriate
kit from tractor Parts Division Supplied
Accessories chart.

(Note: On CVT version tractors,
Mid Mount PTO is only available as a
factory installed option.)

FOR FARMALL 31-50 TRACTORS:

TRACTOR MUST BE EQUIPPED WITH
MID MOUNT VALVE AND JOYSTICK in
order to operate loaders, front mount
brooms, front mount blades or front
mount snow blowers.

If tractor was not ordered
"Loader Ready" please consult the
Compact Tractor Parts Division
Supplied Accessories chart
for valve and joystick ordering
information.

FOR FARMALL B TRACTORS:

Tractor comes equipped with
Mid-mount valve and Joystick as
standard equipment

**BS SERIES FRONT MOUNT SNOW BLOWERS
US PRICE LIST**

(Ex Works Wholegoods Depot)

Models

COMMERCIAL MODEL	MODEL	Weight	List Price
BS163H FARMALL B	BS163H 63IN	1,005 LB	\$5,307.00
BS163H SNOW BLOWER	BS163H 63IN COMM HD	900 LB	\$4,221.00
BS172H SNOW BLOWER	BS172H 72IN COMM HD	900 LB	\$4,984.00
BS174H FARMALL B	BS174H 74IN	1,005 LB	\$6,927.00

Factory Supplied Options

Order Code	Description	Weight	List Price
------------	-------------	--------	------------

SUBFRAME AND HITCH

SD_N5701 HITCH AND SUBFRAME

	XN5701X	No front mounting brackets		No Charge
	715425	Front quick hitch - Class 2 For Farmall 31 and 35	318 LB	\$1,517.00
	717751	Front quick hitch - Class 3 For Farmall 40 HST, 45 HST, 40B CVT, 45B CVT, 50B CVT		\$1,990.00
	717989	Front quick hitch 30/35/40/50 For Farmall 30B, 35B, 40B and 50B		\$1,726.00

FRONT MOUNTED DRIVE COMPLETING PACKAGE

SD_03007 MID PTO DRIVE KIT

	X03007X	No Mid PTO Drive Kit		No Charge
	715584	Drive completion kit 715584 For Farmall 31 and 35	35 LB	\$827.00
	717155	MID PTO Drive Kit-III For Farmall 40 and 45 - HST only	7 LB	\$706.00
	717761	MID PTO Drive Kit-III AT For Farmall 40, 45, 50, 40B, 45B & 50B - CVT Only		\$706.00
	717990	MID PTO 30/35/40/50 For Farmall 30B, 35B, 40B and 50B		\$920.00

**BS SERIES FRONT MOUNT SNOW BLOWERS
US PRICE LIST**

(Ex Works Wholegoods Depot)

FRONT MOUNTED FINAL DRIVE COMPLETION

SD_29042 SNOW BLR CONFIG PKG

	715346	Finishing package 63" Front mount completion kit for Farmall 31 and 35 and for Farmall 30B, 35B, 40B and 50B	232 LB		No Charge
	715339	Finishing package 72"/74" Front mount completion kit for: Farmall 40 and 45 (HST or CVT) Farmall 50 (CVT) and Farmall 30B, 35B, 40B and 50B Farmall 40B CVT, 45B CVT and 50B CVT	220 LB		No Charge

3 PART CHUTE

SD_29036 3 PART CHUTE

	X29036X	No 3 part chute			No Charge
	715345	3 Part chute For BH163H or BH172H. Not available with BH163H FARMALL B or BH174H FARMALL B.	49 LB		\$424.00

DRIFT CUTTER KIT

SD_50028 DRIFT CUTTER KIT

	X50028X	No drift cutter			No Charge
	716248	Drift cutter	28 LB		\$146.00

ELECTRIC CHUTE DEFLECTOR

SD_29038 ELEC CHUTE DEFLECT

	X29038X	No electric chute deflector			No Charge
	715344	Electric chute deflector	8 LB		\$969.00

HYDRAULIC CHUTE DEFLECTOR

SD_20101 HYDRAULIC CHUTE DEF

	X20101X	No hydraulic chute deflector			No Charge
	716864	Hydraulic chute deflector	16 LB		\$441.00

**BS SERIES FRONT MOUNT SNOW BLOWERS
US PRICE LIST**

(Ex Works Wholegoods Depot)

HYDRAULIC CHUTE ROTATION

SD_20088 HYDRAULIC CHUTE ROT

	X20088X	No Hydraulic Chute Rotation			No Charge
	717172	Hydraulic chute rotation	11 LB		\$986.00

OPERATOR'S MANUAL

SD_47012 OPERATOR'S MANUAL

	725847	North American English	1 LB		No Charge
--	--------	------------------------	------	--	-----------

ADDITIONAL OPERATOR'S MANUAL

SD_47083 OPERATOR'S MANUAL

	X47083X	No Additional Operators Manual			No Charge
	715294	French Canadian	1 LB		No Charge

OTHER EQUIPMENT

SD_40002 BALLAST BOX

	X40002X	No ballasting box			No Charge
	717746	Ballasting box - 500 lbs. for 3-pt hitch	100 LB		\$240.00

**BS SERIES FRONT MOUNT SNOW BLOWERS
US PRICE LIST**

**(Ex Works Wholegoods Depot)
Factory Supplied Attachments**

Order Code	Description	Weight	List Price
------------	-------------	--------	------------

Quick Hitch and Subframe

715425026	Subframe Cls 2 Quick hitch and subframe for Farmall 31 and 35	236 KG	\$1,517.00
717751006	SUBFRAME CLS 3 Quick hitch and subframe for Farmall 40 HST, 45 HST, 40B CVT, 45B CVT, and 50B CVT	510 KG	\$1,989.00
717989006	SUBFRAME 30/35/40/50 HP Quick hitch and subframe for Farmall 30B, 35B, 40B and 50B	325 KG	\$1,726.00

Mid PTO Drive Completion Kits

715584006	ATTACHMENT, MID PTO DRIVE 60" Mid PTO drive kit For Farmall 31 and 35	25 KG	\$827.00
717155016	MID PTO Drive Kit Cls 3 For Farmall 40 HST, 45 HST only	36 KG	\$706.00
717761006	MID PTO Drive Kit Cls 3 AT For Farmall 40, 45, 40B CVT, 45B CVT, and 50B CVT	30 KG	\$706.00
717990006	MID PTO 30/35/40/50 HP For Farmall 30B, 35B, 40B and 50B	25 KG	\$920.00

Additional Attachments

715344006	Electric chute deflector For BH163H, BH163B, BH172H or BH174H	15 KG	\$970.00
716864026	Hyd chute deflector For 2 or 3 part chute for BH163H, BH163B, BH172H or BH174H	15 KG	\$441.00
717172016	HYDRAULIC CUTE ROTATION KIT For 2 or 3 part chute for BH163H, BH163B, BH172H or BH174H	10 KG	\$985.00
715345006	3 Part Chute For BH163H or BH172H. Not available with BH163H FARMALL B or BH174H FARMALL B.	45 KG	\$424.00
715346006	ATTACHMENT, FRT MTG COMP. Front mount completion kit (63") for Farmall 31 and 35 and also for Farmall 30B, 35B, 40B and 50B	205 KG	\$1,623.00
715339006	FRONT PACKAGE Front mount completion kit (72") for Farmall 40, 45, 50, 40B CVT, 45B CVT, and 50B CVT also (74") for Farmall 30B, 35B, 40B, 50B	128 KG	\$1,623.00
716248006	Drift Cutter For BS172H or BH174H	28 KG	\$148.00
715655036	Ballasting box for 3-point hitch (Category I) capacity of 400 lbs., for total maximum weight of 500 lbs, - Ex Works Wholegoods Depot. This item must be placed on a separate order. Items ordered under Other Equipment Section cannot also be ordered as a factory supplied accessory on the same order. A separate order is necessary if additional quantities are required.	101 KG	\$240.00

**BS SERIES REAR MOUNT SNOW BLOWERS
US PRICE LIST**

**(Ex Works Wholegoods Depot)
Standard Equipment**

BS164R:

For use on Farmall 31 and 35
3-point mounted, two-stage,
rear PTO driven
Overall width: 64 inches (1625mm)
Cutting width: 64 inches (1625mm)
Cutting height: 26 inches (660mm)
Number of blades: 4
Fan diameter: 24 inches (610mm)
Auger diameter: 15 inches (381mm)
Auger drive: #60 chain
Manual or hydraulic chute
rotation optional
Shearbolt protection
Adjustable skid shoes
Hitch, Driveline, Chute
Manual chute rotation kit

BS174R:

For use on
Farmall 31, 35, 40, 45, 50, 55, 60,
40B CVT, 45B CVT, and 50B CVT
3-point mounted, two-stage,
rear PTO driven
Overall width: 74 inches (1880mm)
Cutting width: 74 inches (1880mm)
Cutting height: 26 inches (660mm)
Number of blades: 4
Fan diameter: 24 inches (610mm)
Auger diameter: 15 inches (381mm)
Auger drive: #60 chain
Manual or hydraulic chute
rotation optional
Shearbolt protection
Adjustable skid shoes
Hitch, Driveline, Chute
Manual chute rotation kit

BS184R:

For use on
Farmall 40, 45, 50, 55, 60, 40B CVT
45B CVT, and 50B CVT
and Farmall 65C tractors
3-point mounted, two-stage,
rear PTO driven
Overall width: 84 inches (2135mm)
Cutting width: 84 inches (2135mm)
Cutting height: 34 inches (660mm)
Number of blades: 4
Fan diameter: 28 inches (711mm)
Auger diameter: 20 inches (508mm)
Auger drive: #60 chain
Manual or hydraulic chute
rotation optional
Shearbolt protection
Adjustable skid shoes
Hitch, Driveline, Chute
Manual chute rotation kit

**BS SERIES REAR MOUNT SNOW BLOWERS
US PRICE LIST**

(Ex Works Wholegoods Depot)

Models

COMMERCIAL MODEL	MODEL	Weight	List Price
BS164R SNOW BLOWER	BS164R 64IN CAT 1 3	900 LB	\$3,371.00
BS174R SNOW BLOWER	BS174R 74IN CAT 1 3	900 LB	\$4,405.00
BS184R SNOW BLOWER	BS184R 84IN CAT 1 3	900 LB	\$5,283.00

Factory Supplied Options

Order Code	Description	Weight	List Price
------------	-------------	--------	------------

FRONT MOUNTED FINAL DRIVE COMPLETION

SD_29042 SNOW BLR CONFIG PKG

715343	Manual chute rotation kit	26 LB	No Charge
715342	Hydraulic chute rotation kit Hoses not included, One tractor rear remote valve is required for operation. Please consult the appropriate Tractor Model Price List for valve ordering information.	80 LB	\$502.00

OPERATOR'S MANUAL

SD_47012 OPERATOR'S MANUAL

725847	North American English	1 LB	No Charge
--------	------------------------	------	-----------

ADDITIONAL OPERATOR'S MANUAL

SD_47083 OPERATOR'S MANUAL

X47083X	No Additional Operators Manual		No Charge
715294	French Canadian	1 LB	No Charge

**BS SERIES REAR MOUNT SNOW BLOWERS
US PRICE LIST**

(Ex Works Wholegoods Depot)

Factory Supplied Attachments

Order Code		Description	Weight	List Price
	715342036	Hydraulic Rotation 64IN	52 KG	\$502.00
	715342046	Hydraulic Rotation 74-84IN	73 KG	\$502.00
	715343046	Manual Roation 64-74-84IN	9 KG	\$210.00

**BH SERIES BACKHOES
US PRICE LIST**

**(Ex Works Gibson City, IL)
Standard Equipment**

BH90 (7.5 FT DIGGING DEPTH):

For Farmall 31-60,
Farmall 45A, 55A, and
Farmall 30B, 35B, 40B, 50B and
Farmall 65C-95C, and
Farmall 85U-105U
Farmall 40B CVT, 45B CVT, and
50B CVT

SPECIFICATONS:

Digging Depth: 89.9 inches (2283mm)
Reach from Swing Pivot: 123 inches
(3124mm)
Transport Height: 79 inches (2007mm)
Bucket Rotation: 180°
Stabilizer Spread - Transport: 54 inches
(1372mm)
Stabilizer Spread - Operating: 79 inches
(2007mm)
Swing Arc: 180°
Digging force - Bucket: 2827 lbs
(1282 kg)
Digging force - Dipper: 2020 lbs
(916 kg)
Operating Pressure - 2150 psi
Boom Cylinder - 2.75 x 16.75 in.
Dipperstick Cylinder - 3.00 x 14.00 in.
Bucket Cylinder - 2.00 x 19.25 in.
Swing Cylinder - 2.25 x 8.97 in.
Stabilizer Cylinder - 2.25 x 10.66 in.

Farmall 31-60, Farmall A and
Farmall B include Hydraulic Kit

Specifications vary with tractor model,
hydraulic system, tire size, etc.

BH102 (8.5 FT DIGGING DEPTH):

For Farmall 31-60,
Farmall 45A, 55A, and
Farmall 30B, 35B, 40B and 50B and
Farmall 65C-95C, and
Farmall 85U-105U
Farmall 40B CVT, 45B CVT, and
50B CVT

SPECIFICATONS:

Digging Depth: 102 inches (2590mm)
Reach from Swing Pivot: 134 inches
(3404mm)
Transport Height: 84.7 inches
(2151mm)
Bucket Rotation: 180°
Stabilizer Spread - Transport: 53 inches
(1346mm)
Stabilizer Spread - Operating: 91 inches
(2311mm)
Swing Arc: 180°
Digging force - Bucket: 4100 lbs
(1860 kg)
Digging force - Dipper: 2130 lbs
(966 kg)
Operating Pressure - 2500 psi
Boom Cylinder - 2.75 x 16.75 in.
Dipperstick Cylinder - 2.75 x 16.75 in.
Bucket Cylinder - 2.25 x 19.25 in.
Swing Cylinder - 2.25 x 8.97 in.
Stabilizer Cylinder - 2.25 x 14.00 in.

Farmall 31-60, Farmall A and
Farmall B include Hydraulic Kit

Specifications vary with tractor model,
hydraulic system, tire size, etc.

**BH SERIES BACKHOES
US PRICE LIST**

**(Ex Works Gibson City, IL)
Standard Equipment**

BH114 (9.5 FT DIGGING DEPTH):
For Farmall 55 and 60,
Farmall 65C-95C, and
Farmall 85U-105U

SPECIFICATIONS:

Digging Depth: 113.5 inches (2883mm)
Reach from Swing Pivot: 149 inches
(3785mm)
Transport Height: 96 inches (2438mm)
Bucket Rotation: 180°
Stabilizer Spread - Transport: 53 inches
(1346mm)
Stabilizer Spread - Operating: 91 inches
(2311mm)
Swing Arc: 180°
Digging force - Bucket: 4100 lbs
(1860 kg)
Digging force - Dipper: 2670 lbs
(1211 kg)
Operating Pressure - 2500 psi
Boom Cylinder - 3.00 x 18.5 in.
Dipperstick Cylinder - 3.00 x 19.75 in.
Bucket Cylinder - 2.25 x 19.25 in.
Swing Cylinder - 2.25 x 8.97 in.
Stabilizer Cylinder - 2.25 x 14.00 in.

Farmall 55 and 60 includes hydraulic kit

SPECIFICATIONS: (Continued)

Specifications vary with tractor model,
hydraulic system, tire size, etc.

Requirements for Operation:

The tractor must be equipped with a
front end loader* when installing a
BH Series backhoe.

* The following front blade / tractor
combination may be used in lieu
of a loader when installing a
BH Series backhoe:

Farmall 31 or 35 plus a BM172 Blade
Farmall 40, 45 or 50 plus a BM172H or
BM184H Blade
Farmall 55 or 60 plus a BM184 Blade
Farmall 30B or 35B plus a
BM172H Blade
Farmall 40B or 50B plus a
BM184H Blade

**BH SERIES BACKHOES
US PRICE LIST**

(Ex Works Gibson City, IL)

Models

COMMERCIAL MODEL	MODEL	Weight	List Price
BH90 BACKHOE	BH90 90 IN	1,200 LB	\$8,021.00
BH102 BACKHOE	BH102 102 IN	12,000 LB	\$9,641.00
BH114 BACKHOE	BH114 114 IN	1,200 LB	\$13,173.00

Factory Supplied Options

Order Code	Description	Weight	List Price
------------	-------------	--------	------------

SUBFRAMES

SD_39024 UPPER LINK CAT I OR

X39024X	No 3-Point link Category II		No Charge
716495	3-Point link Category II Must be ordered for Category II 3-point applications on Farmall C and Farmall U tractors. Used with BH90, BH102, and BH114 backhoes.	145 LB	\$557.00

SD_N5701 HITCH AND SUBFRAME

XN5701X	No front mounting brackets		No Charge
717977	Front Quick Hitch - Class 2 Subframe for Farmall 31 and 35 tractors For use with BH90 and BH102 backhoes		\$700.00
715451	Front mounting brackets 715451 Subframe for Farmall 40, 45 and 50 tractors with gear and HST For use with BH90 and BH102 backhoes.	1,200 LB	\$810.00
717751	Front quick hitch - Class 3 Subframe for Farmall 40, 45, 50, 40B, 45B, 50B with CVT For use with BH90 and BH102 backhoes		\$810.00
716394	Subframe 716394 For Farmall 55 and 60 tractors For BH90, BH102, and BH114 backhoes	659 LB	\$830.00
717912	Subframe WM/FA For Farmall 45A and 55A tractors only For BH90 and BH102 backhoes only		\$830.00
717972	Subframe CL2 30/35 For Farmall 30B and 35B tractors only For BH90 and BH102 backhoes only		\$687.00

**BH SERIES BACKHOES
US PRICE LIST**

(Ex Works Gibson City, IL)

	717973	Subframe CL3 40/50 For Farmall 40B and 50B tractors only For BH90 and BH102 backhoes only			\$810.00
--	--------	---	--	--	----------

HYDRAULIC KITS

SD_20078 HOSE KIT

	X20078X	No hydraulic hose kit			No Charge
	715743	MMV Hydraulic Hose Kit- 2 func For Farmall C and Farmall U tractors. Requires use of one tractor rear remote valve spool with quick couplers. Used with BH90, BH102, and BH114 backhoes.	55 LB		\$159.00

SD_20102 HYDRAULIC KIT

	X20102X	No Hydraulic pkg			(\$265.00)
	715396	Hydraulic kit For Farmall 31 and 35 tractors	18 LB		No Charge
	715431	Hydraulic valve kit For Farmall 40, 45, 50 tractors and Farmall 40B CVT, 45B CVT, & 50B CVT	37 LB		No Charge
	715392	Hydraulic kit For Farmall 55 and 60 tractors	20 LB		No Charge
	717914	Hyd kit WM/FA For Farmall 45A and 55A tractors only For BH90 and BH102 backhoes only			No Charge
	717974	HYD Kit CL2 30/35 HP For Farmall 30B and 35B tractors only For BH90 and BH102 backhoes only			\$173.00
	717975	HYD CL3 40/50 HP GEA For Farmall 40B and 50B Gear tractors only For BH90 and BH102 backhoes only			\$265.00
	717976	HYD CL3 40/50 HP HST For Farmall 40B and 50B HST tractors only For BH90 and BH102 backhoes only			\$265.00

BUCKET

SD_N5401 9 IN STD BUCKET

	XN5401X	No 9 In Std. Bucket			No Charge
	716398	9 in./229mm standard bucket 2 teeth, .87 cu. ft. heaped.	74 LB		\$342.00

SD_N5403 12 IN STD BUCKET

	XN5403X	No 12 in std Bucket			No Charge
--	---------	---------------------	--	--	-----------

**BH SERIES BACKHOES
US PRICE LIST**

(Ex Works Gibson City, IL)

	716399	12 in./305mm standard bucket 3 teeth, 1.24 cu. ft. heaped	107 LB		\$501.00
--	--------	---	--------	--	----------

SD_N5404 16 IN HD BUCKET

	XN5404X	No 16 in HD Bucket			No Charge
	716494	16 in./406mm heavy-duty bucket 3 teeth, 1.76 cu. ft. heaped	171 LB		\$553.00

SD_N5407 18 IN STD BUCKET

	XN5407X	No 18 in. Standard Bucket			No Charge
	716434	18 in./457mm standard bucket 4 teeth, 2.02 cu. ft. heaped	128 LB		\$577.00

SD_N5408 24 IN HD BUCKET

	XN5408X	No 24 Inch HD Bucket			No Charge
	716493	24 in./609mm heavy-duty bucket 5 teeth, 2.82 Cu. Ft. heaped	214 LB		\$647.00

SD_N5410 36 IN GRAVE BUCKET

	XN5410X	No 36 in. grave bucket			No Charge
	716435	36 in./914 mm grave bucket 6 teeth, 4.00 cu. ft. heaped	181 LB		\$676.00

SD_N5411 36 IN MUCK BUCKET

	XN5411X	No 36 in. muck bucket			No Charge
	716436	36 in./914 mm muck bucket 6 teeth, 4.00 cu. ft. heaped	178 LB		\$676.00

**FACTORY SUPPLIED ACCESSORIES - IMPLEMENTS FOR
COMPACT/MIDRANGE TRACTORS**

SD_50005 BIG FOOT DIRT PADS

	X50005X	No big foot dirt pads			No Charge
	716525	Big foot dirt pads 12 in. square	65 LB		\$162.00

SD_50092 RUBBER STREET PADS

	X50092X	No rubber street pads			No Charge
	716410	Rubber street pads	18 LB		\$233.00

OPERATOR'S MANUAL

SD_47012 OPERATOR'S MANUAL

	725847	North American English	1 LB		No Charge
--	--------	------------------------	------	--	-----------

**BH SERIES BACKHOES
US PRICE LIST**

(Ex Works Gibson City, IL)

ADDITIONAL OPERATOR'S MANUAL

SD_47083 OPERATOR'S MANUAL

	X47083X	No Additional Operators Manual			No Charge
	715294	French Canadian	1 LB		No Charge

OTHER EQUIPMENT

SD_03008 PTO PUMP AND RESERV

	X03008X	No PTO pump and reservoir			No Charge
	716411	PTO pump and reservoir 11.0 GPM PTO pump. For use with BH114 backhoe on Farmall C and Farmall U tractors.	133 LB		\$1,381.00

SD_N6413 MECH THUMB

	XN6413X	No mechanical thumb			No Charge
	717916	Mechanical thumb For BH90, BH102, and BH114 backhoe buckets			\$594.00

**BH SERIES BACKHOES
US PRICE LIST**

(Ex Works Gibson City, IL)

Factory Supplied Attachments

Order Code	Description	Weight	List Price
------------	-------------	--------	------------

Subframes

717977006	FRONT QCK HITCH CL2 For Farmall 31 and 35 tractors For use with BH90 and BH102 backhoes.	268 KG	\$700.00
715451156	SUBFRAME FOR CL3 For Farmall 40 and 45 tractors - HST only	256 KG	\$810.00
717751016	SUBFRAME CLS 3 AT Subframe for tractors with CVT only	510 LB	\$810.00
716394036	SUBFRAME FOR NHW STYLED CL4 For Farmall 55 and 60 Tractors	220 KG	\$830.00
717912006	SUBFRAME WM/FA For Farmall 45A and 55A tractors	320 LB	\$830.00
717972006	SUBFRAME CLS 2 30/35 HP For Farmall 30B and 35B tractors	315 KG	\$687.00
717973006	SUBFRAME CLS 3 40/50 HP For Farmall 40B and 50B tractors	320 KG	\$810.00
716495026	UPPER LINK CAT I OR CAT II 3-P Must be ordered for 3-point applications on Farmall C and Farmall U Tractors (used with BH114 only)	145 KG	\$557.00

Hydraulic Kits

715396026	HYD KIT FOR CLS 2 For Farmall 31 and 35 tractors	12 KG	\$265.00
715431026	HYD SNGL LEVR FAR 31& 35 Hydraulic kit for Farmall 40, 45, 50 tractors and Farmall 40B CVT, 45B CVT, & 50B CVT	12 KG	\$265.00
715392016	HYD KIT FOR CLS 4 Hydraulic kit for Farmall 55 and 60 tractors	12 KG	\$265.00
717914006	HYD KIT WM/FA For Farmall 45A and 55A tractors	20 KG	\$276.00
717974006	HYD KIT CLS 2 30/35 HP For Farmall 30B and 35B tractors	315 KG	\$173.00
717975006	HYD KIT CLS 3 40/50 HP GEAR For Farmall 40B and 50B Gear tractors	35 KG	\$265.00
717976006	HYD KIT CLS 3 40/50 HP HST For Farmall 40B and 50B HST tractors	35 KG	\$265.00
715743006	HYD. HOSE KIT For Utility tractors and larger Requires use of one tractor rear remote valve spool with quick couplers	10 KG	\$159.00
716411016	11.0 GPM PUMP FOR UTILITY TRAC for use with BH114 backhoe on Farmall C and Farmall U Tractors	54 KG	\$1,381.00

Buckets BH172 Only

716398006	STD BUCKET 9" 2 TEETH Standard .87 Cu.Ft. heaped. For BH172 only. Subject to available inventory.	46 KG	\$342.00
-----------	---	-------	----------

**BH SERIES BACKHOES
US PRICE LIST**

(Ex Works Gibson City, IL)

	716433016	HVY DTY BUCKET 12" 3 TEETH 1.24 Cu. Ft. heaped. For BH172 only. Subject to available inventory.	72 KG		\$499.00
	716494036	HVY DTY BUCKET 16" 3 TEETH Heavy-duty 1.76 Cu. Ft. heaped. For BH172 only. Subject to available inventory.	82 KG		\$553.00

Buckets BH90, BH102, and BH114

	716398016	BUCKET-STD 9" 2 TEETH .87 CU. Standard .87 Cu.Ft. heaped.	46 KG		\$342.00
	716399026	BUCKET-STD 12" 3 TEETH 1.24 CU Standard 1.24 Cu.Ft. heaped	72 KG		\$501.00
	716494066	BUCKET-HD 16" 3 TEETH 1.76 CU Heavy-duty 1.76 Cu. Ft. heaped	82 KG		\$553.00
	716434036	BUCKET-STD 18" 4 TEETH 2.02 CU 2.02 Cu. Ft. heaped	84 KG		\$577.00
	716493046	BUCKET-HD 24" 5 TEETH 2.82 CU Heavy-duty 2.82 Cu. Ft. heaped	86 KG		\$647.00
	716436036	BUCKET-MUCK 36" 6 TTH 4.00 CU 4.00 Cu. Ft. heaped	114 KG		\$676.00
	716435046	BUCKET-GRAVE 36" 6 TTH 4.00 CU 4.00 Cu. Ft. heaped	130 KG		\$676.00

Additional Attachments

	716525026	BIG FOOT DIRT PADS 12 in. square	52 KG		\$162.00
	716410016	STREET PAD 172,190,1102	5 KG		\$233.00
	716849006	STABILIZER HYD LOCKOUT VALVE K For BH172 only. Subject to available inventory.	5 KG		\$516.00
	717916016	MECHANICAL THUMB 7.5/8.5/9.5 F	82 KG		\$594.00

**RC ROTARY CUTTERS
US PRICE LIST**

**(Ex Works Beaumont, TX)
Standard Equipment**

ROTARY CUTTER - ECONOMY
(3-POINT):

RC480:

Cutting Width: 48 in.
Cutting Height: 1 in. (min.)
Cutting Capacity: 2 in. (max.)
Blade Carrier: Pan
Deck Thickness: 10 gauge
Safety Deflectors: Rear Rubber Belting
Driveline Size: Cat. 4 - 540 rpm
Slip Protection: Shear Pin
Tire and Wheel: Laminated
1 spindle

RC600:

Cutting Width: 60 in.
Cutting Height: 2 in. (min.)
Cutting Capacity: 2 in. (max.)
Blade Carrier: Pan
Deck Thickness: 7 gauge
Safety Deflectors: Rear Rubber Belting
Driveline Size: Cat. 4 - 540 rpm
Slip Protection: Shear Pin
Tire and Wheel: Laminated
1 spindle

RC720:

Cutting Width: 72 in.
Cutting Height: 2 in. (min.)
Cutting Capacity: 2 in. (max.)
Blade Carrier: Pan
Deck Thickness: 7 gauge
Safety Deflectors: Rear Rubber Belting
Driveline Size: Cat. 4 - 540 rpm
Slip Protection: Shear Pin
Tire and Wheel: Laminated
1 spindle

ROTARY CUTTER - STANDARD DUTY
(3-POINT):

RC605:

Cutting Width: 60 in.
Cutting Height: 2 1/2 in. (min.)
Cutting Capacity: 2 1/2 in. (max.)
Blade Carrier: Pan
Deck Thickness: 7 gauge
Safety Deflectors: Rear Rubber Belting
Driveline Size: Cat. 4 - 540 rpm
Slip Protection: Splined Slip Clutch
Tire and Wheel: Laminated
1 spindle
Single tail wheel

RC725:

Cutting Width: 83 in.
Cutting Height: 2 in. (min.)
Cutting Capacity: 2 1/2 in. (max.)
Blade Carrier: Pan
Deck Thickness: 7 gauge
Safety Deflectors: Rear Rubber Belting
Driveline Size: Cat. 4 - 540 rpm
Slip Protection: Slip Clutch
Tire and Wheel: Laminated
1 spindle
Single tail wheel

RC840:

Cutting Width: 83 in.
Cutting Height: 2 in. (min.)
Cutting Capacity: 2 1/2 in. (max.)
Blade Carrier: Pan
Deck Thickness: 7 gauge
Safety Deflectors: Rear Rubber Belting
Driveline Size: Cat. 4 - 540 rpm
Slip Protection: Slip Clutch
Tire and Wheel: Laminated
1 spindle
Single tail wheel

**RC ROTARY CUTTERS
US PRICE LIST**

**(Ex Works Beaumont, TX)
Standard Equipment**

ROTARY CUTTER - HEAVY DUTY
(3-POINT):

RC727:

Cutting Width: 72 in.
Cutting Height: 2 in. (min.)
Cutting Capacity: 3 in. (max.)
Blade Carrier: Pan
Deck Thickness: 7 gauge
Safety Deflectors: Front and Rear
Chains
Driveline Size: Cat. 5 - 540 rpm
Slip Protection: Splined Slip Clutch
Tire and Wheel: Laminated
1 spindle
Single tail wheel

RC845:

Cutting Width: 84 in.
Cutting Height: 2 in. (min.)
Cutting Capacity: 3 in. (max.)
Blade Carrier: Pan
Deck Thickness: 7 gauge
Safety Deflectors: Front and Rear
Chains
Driveline Size: Cat. 5 - 540 rpm
Slip Protection: Splined Slip Clutch
Tire and Wheel: Laminated
1 spindle
Single tail wheel

RC84HD:

Cutting Width: 84 in.
Cutting Height: 2 in. (min.)
Cutting Capacity: 4 in. (max.)
Blade Carrier: Pan
Deck Thickness: 3/16 x 7 gauge
Safety Deflectors: Front and Rear
Chains
Driveline Size: Cat. 5 - 540 rpm
Slip Protection: Slip Clutch
Tire and Wheel: Laminated
1 spindle
Dual tail wheel

ROTARY CUTTER - HEAVY DUTY
(3-POINT): (continued)

RC960:

Cutting Width: 96 in.
Cutting Height: 2 in. (min.)
Cutting Capacity: 3 in. (max.)
Blade Carrier: Pan
Deck Thickness: 3/16 x 7 gauge
Safety Deflectors: Front and Rear
Chains
Driveline Size: Cat. 5 - 540 rpm
Slip Protection: Slip Clutch
Tire and Wheel: Laminated
2 spindle
Dual tail wheel

ROTARY CUTTER - HEAVY DUTY
(PULL-TYPE):

RC1200:

Cutting Width: 120 in.
Cutting Height: 2 in. (min.)
Cutting Capacity: 3 in. (max.)
Blade Carrier: Pan
Deck Thickness: 7 gauge
Safety Deflectors: Front and Rear
Chains
Main Driveline: Cat. 5 CV w/
Slip Clutch - 540 rpm
Tire and Wheel: Laminated
2 spindle

**RC ROTARY CUTTERS
US PRICE LIST**

**(Ex Works Beaumont, TX)
Standard Equipment**

ROTARY CUTTER - HEAVY DUTY
(PULL-TYPE): (continued)

REQUIREMENTS FOR OPERATION:

Tractor Horsepower (Max.):

RC1800 - 540 rpm driveline:
(Standard and
Smooth Top/Double Deck)
Cutting Width: 180 in.
Cutting Height: 2 in. (min.)
Cutting Capacity: 3 in. (max.)
Blade Carrier: Pan
Deck Thickness: 7 gauge
Safety Deflectors: Front and Rear
Chains
Main Driveline: Cat. 5 CV w/
Slip Clutch 540 rpm
Outboard Drivelines to wings:
Cat. 4 w/Slip Clutch
Tire and Wheel: Laminated
3 spindle

RC480 - up to 48
RC600 - up to 48
RC720 - up to 48
RC605 - up to 65
RC725 - up to 65
RC840 - up to 65
RC727 - up to 95
RC845 - up to 95
RC84HD - up to 140
RC960 - up to 140
RC1200 - up to 150
RC1800 - up to 210

RC1800 - 1000 rpm driveline:
(Standard and
Smooth Top/Double Deck)
Cutting Width: 180 in.
Cutting Height: 2 in. (min.)
Cutting Capacity: 3 in. (max.)
Blade Carrier: Pan
Deck Thickness: 7 gauge
Safety Deflectors: Front and Rear
Chains
Main Driveline: Cat. 5 CV w/ Slip Clutch
1000 rpm - 1 3/8 in. shaft
1000 rpm - 1 3/4 in. shaft
Outboard Drivelines to wings:
Cat. 4 w/Slip Clutch
Tire and Wheel: Aircraft (used)
3 spindle
Hydraulic level lift

**RC ROTARY CUTTERS
US PRICE LIST**

(Ex Works Beaumont, TX)

Models

COMMERCIAL MODEL	MODEL	Weight	List Price
RC480 ROTARY CUTTR	48 in. standard-duty	5,894 LB	\$1,529.00
RC600 ROTARY CUTTR	60 in. standard-duty	781 LB	\$1,770.00
RC720 ROTARY CUTTR	72 in. standard-duty	885 LB	\$2,161.00
RC605 ROTARY CUTTR	60 in. medium-duty	885 LB	\$2,547.00
RC725 ROTARY CUTTR	72 in. medium-duty	903 LB	\$2,872.00
RC840 ROTARY CUTTR	84 in. medium-duty	1,400 LB	\$3,311.00
RC727 ROTARY CUTTR	72 in. HD single tail	1,193 LB	\$3,605.00
RC845 ROTARY CUTTR	84 in. HD single tail	1,193 LB	\$4,936.00
RC84HD ROTARY CUTTR	84 in. HD dual tail	1,680 LB	\$7,284.00
RC960 ROTARY CUTTR	96 in. HD dual tail	1,749 LB	\$8,065.00
RC1200 ROTARY CUTTR	540 rpm, 120 in.	1,749 LB	\$11,075.00
RC1800 540RPM	540 rpm, 180 in.	1,749 LB	\$19,255.00
RC1800 1000RPM 1-3/8	1000 rpm 180 in.1-3/8 in. shft	5,594 LB	\$22,058.00
RC1800 1000RPM 1-3/4	1000 rpm 180 in.1-3/4 in. shft	1,749 LB	\$22,058.00
RC1800 540RPM DD	540rpm, 180 in. Dbl Deck	5,594 LB	\$22,250.00
RC1800 1000 1-3/8 DD	1000rpm,180in.1-3/8 Dbl Deck	5,594 LB	\$24,706.00
RC1800 1000 1-3/4 DD	1000rpm,180in.1-3/4 Dbl Deck	1,749 LB	\$24,706.00

Factory Supplied Options

Order Code	Description	Weight	List Price
------------	-------------	--------	------------

OTHER EQUIPMENT

SD 16049 EXTRA WHEELS, TIRES AND RIMS

X16049X	No extra wheels and tires		No Charge
717984	Aircraft Tires (2) Available on RC1800 with 1000RPM driveline		\$447.00
717985	Aircraft Tires (6) Available on RC1800 with 540RPM driveline		\$1,340.00
717986	Aircraft Tires (8) Available on RC1800 with 540RPM driveline		\$1,793.00
717987	Foam Filled P Tire 6 Available on all RC1800 Models		\$1,793.00
717988	Foam Filled P Tire 8 Available on all RC1800 Models		\$2,263.00

**RC ROTARY CUTTERS
US PRICE LIST**

(Ex Works Beaumont, TX)

SD_N6428 FRONT SAFETY CHAINS

	XN6428X	No Front Safety Chains		No Charge
	717979	Front Safety Chains Available on RC480, RC600 and RC720		\$188.00

SD_N6429 REAR SAFETY CHAINS

	XN6429X	No Rear Safety Chain		No Charge
	717980	Rear Safety Chains Available on RC480, RC600 and RC720		\$188.00

SD_N6430 SLIP CLUTCH

	XN6430X	No Slip Clutch		No Charge
	717981	Slip Clutch Available on RC480, RC600 and RC720		\$227.00

SD_N6431 DUAL TAIL WHEEL

	XN6431X	No Dual Tail Wheel		No Charge
	717982	Dual Tail Wheel Available on RC605, RC725, RC727, RC840, RC845, and RC1800		\$542.00

SD_N6432 HYD LIFT

	XN6432X	No HYD Lift		No Charge
	717983	HYD Lift Available on RC1800 with 540RPM driveline		\$1,312.00

SD_N6433 COATING

	XN6433X	No Coating		No Charge
	717991	Galvanized		
		if MODEL is 84 in. medium-duty		\$109.00
		if MODEL is 60 in. standard-duty		\$109.00
		if MODEL is 72 in. medium-duty		\$109.00
		if MODEL is 48 in. standard-duty		\$109.00
		if MODEL is 60 in. medium-duty		\$109.00
		if MODEL is 72 in. standard-duty		\$109.00
		if MODEL is 84 in. HD dual tail		\$270.00
		if MODEL is 96 in. HD dual tail		\$270.00
		if MODEL is 72 in. HD single tail		\$270.00
		if MODEL is 84 in. HD single tail		\$270.00
		if MODEL is 540 rpm, 120 in.		\$270.00
		if MODEL is 1000rpm,180in.1-3/8 Dbl Deck		\$812.00
		if MODEL is 1000rpm,180in.1-3/4 Dbl Deck		\$812.00
		if MODEL is 1000 rpm 180 in.1-3/8 in. shft		\$812.00
		if MODEL is 1000 rpm 180 in.1-3/4 in. shft		\$812.00
		if MODEL is 540rpm, 180 in. Dbl Deck		\$812.00
		if MODEL is 540 rpm, 180 in.		\$812.00

**RC ROTARY CUTTERS
US PRICE LIST**

(Ex Works Beaumont, TX)

SD_N6436 QUICK ATTACH HITCH

	XN6436X	No Quick Attach Hitch			No Charge
	439026	Quick Attach Hitch Available on RC480, RC600, RC605, RC720, RC725, RC727, RC840, RC845, RC84HD, RC960			\$81.00

**RC ROTARY CUTTERS
US PRICE LIST**

(Ex Works Beaumont, TX)

Factory Supplied Attachments

Order Code	Description	Weight		List Price
------------	-------------	--------	--	------------

Front Safety Chains

	717979006	48" Front safety chains Available on RC480	27 LB		\$188.00
	717979016	60" Front safety chains Available on RC600	29 LB		\$188.00
	717979026	72" Front safety chains Available on RC720	33 KG		\$188.00

Rear Safety Chains

	717980006	48" Rear safety chains Available on RC480	42 LB		\$188.00
	717980016	60" Rear safety chains Available on RC600	44 KG		\$188.00
	717980026	72" Rear safety chains Available on RC720	48 KG		\$188.00

**WORK EZ® DISK HARROW
US PRICE LIST**

**(Ex Works Beaumont, TX)
Standard Equipment**

78 IN. DISK HARROW:

Number of Disk Blades: 20 notched
(front and rear)
Disk Blade Size: 18 in. diameter
Disk Blade Spacing: 5 1/2 in. F, 6 1/2 in.,
7 1/2 in. R
Maximum Cutting Depth: 6 in.
Cutting Width: 70 in.
Overall Length: 60 in.
Overall Width: 79 in.
Bearing Lubrication: sealed bearings
Adjustable gang angle

REQUIREMENTS FOR OPERATION:

Tractor Horsepower (Min./Max.): 20 - 60
Hitch: Cat. I EZ Match™ compatible

**WORK EZ® DISK HARROW
US PRICE LIST**

(Ex Works Beaumont, TX)

Models

COMMERCIAL MODEL	MODEL	Weight	List Price
WORK EZ DISK HARROW	EZ78DC 78in Disk Harrow	678 LB	\$2,314.00

**WORK EZ® RAKES
US PRICE LIST**

**(Ex Works Beaumont, TX)
Standard Equipment**

LANDSCAPE RAKE:

Rake Width:

60LR - 60 in.

72LR - 72 in.

84LR - 84 in.

Tine Spacing: 1 in.

Tine Size: 5/16 x 1 in.

Tine Material: high carbon spring steel

Angle: 5 forward / 3 reverse

Rake Pivot: 360°

Pivot King Pin: 1 1/4 in.

REQUIREMENTS FOR OPERATION:

Maximum Tractor Horsepower: 50

Hitch: Cat. I EZ Match™ compatible

**WORK EZ® RAKES
US PRICE LIST**

(Ex Works Beaumont, TX)

Models

COMMERCIAL MODEL	MODEL	Weight	List Price
WORK EZ 60LR RAKE	EZ60L 60in Landsc Rake	245 LB	\$883.00
WORK EZ 72LR RAKE	EZ72LR 72in Landsc Rake	269 LB	\$1,007.00
WORK EZ 84LR RAKE	EZ84LR 84in Rock Rake	326 LB	\$1,376.00

**WORK EZ® BOX BLADES
US PRICE LIST**

**(Ex Works Beaumont, TX)
Standard Equipment**

BOX BLADES:

STANDARD DUTY (For Estate and Homeowners):

Number of Scarifiers (Shanks): 4 to 5
 Overall Height: 35 1/2 in.
 Box Depth: 17 in.
 Cutting Edge: 1/2 x 6 in., Reversible
 Number of Cutting Edges: 2
 Shank Adjustment: manual
 Side Plate (Endplate) Thickness: 3/16 in.
 Hinges Rear Flat with Cutting Edge: n/a

MEDIUM DUTY (For Landscapers):

OPTIONAL hydraulic raise/lower shank bar (infinite adjustment)
 Number of Scarifiers (Shanks): 6
 Overall Height: 36 in.
 Box Depth: 17 in.
 Cutting Edge: 1/2 x 6 in., Reversible
 Number of Cutting Edges: 2
 Shank Adjustment: manual
 Side Plate (Endplate) Thickness: 3/8 in.
 Hinges Rear Flat with Cutting Edge: n/a

HEAVY DUTY (For Contractors):

OPTIONAL hydraulic raise/lower shank bar (infinite adjustment)
 Number of Scarifiers (Shanks): 6
 Overall Height: 36 in.
 Box Depth: 19 in.
 Cutting Edge: 1/2 x 6 in., Reversible
 Number of Cutting Edges: 2
 Shank Adjustment: manual
 Side Plate (Endplate) Thickness: 1/2 in.
 Hinges Rear Flat with Cutting Edge: Standard

INDUSTRIAL (For Contractors):

OPTIONAL hydraulic raise/lower shank bar (infinite adjustment)
 Number of Scarifiers (Shanks): 8
 Overall Height: 36 in.
 Box Depth: 19 in.
 Cutting Edge: 1/2 x 6 in., Reversible
 Number of Cutting Edges: 2
 Shank Adjustment: manual
 Side Plate (Endplate) Thickness: 3/4 in.
 Hinges Rear Flat with Cutting Edge: Standard

REQUIREMENTS FOR OPERATION:

Tractor Horsepower (Max.):
 48BL - up to 28 2wd / 20 4wd
 60BL - up to 28 2wd / 20 4wd
 60BM - up to 50 2wd / 40 4wd
 72BM - up to 50 2wd / 40 4wd
 84BM - up to 50 2wd / 40 4wd
 72BH - up to 75 2wd / 55 4wd
 84BH - up to 75 2wd / 55 4wd
 96BI - up to 100 2wd / 80 4wd

3 Pt. Hitch:
 48BL - Cat. I EZ Match™ compatible
 60BL - Cat. I EZ Match™ compatible
 60BM - Cat. I
 72BM - Cat. I
 84BM - Cat. I
 72BH - Cat. I
 84BH - Cat. I
 96BI - Cat. II

**WORK EZ® BOX BLADES
US PRICE LIST**

(Ex Works Beaumont, TX)

Models

COMMERCIAL MODEL	MODEL	Weight	List Price
WORK EZ 48BL BLADE	48in 3pt Box Std Duty	313 LB	\$908.00
WORK EZ 60BL BLADE	60in 3pt Box Std Duty	387 LB	\$1,015.00
WORK EZ 60BM BLADE	60in 3pt Box Med Duty	484 LB	\$1,235.00
WORK EZ 60BM BLADE	60in 3pt Box Med Duty - Hydr	701 LB	\$1,871.00
WORK EZ 72BM BLADE	72in 3pt Box Med Duty	543 LB	\$1,324.00
WORK EZ 72BM BLADE	72in 3pt Box Med Duty - Hydr	701 LB	\$1,961.00
WORK EZ 84BM BLADE	84in 3pt Box Med Duty	603 LB	\$1,511.00
WORK EZ 84BM BLADE	84in 3pt Box Med Duty - Hydr	701 LB	\$2,148.00
WORK EZ 72BH BLADE	72in 3pt Box Hvy Duty	704 LB	\$1,987.00
WORK EZ 72BH BLADE	72in 3pt Box Hvy Duty - Hydr	701 LB	\$2,830.00
WORK EZ 84BH BLADE	84in 3pt Box Hvy Duty	803 LB	\$2,256.00
WORK EZ 84BH BLADE	84in 3pt Box Hvy Duty - Hydr	803 LB	\$3,100.00
WORK EZ 96BI BLADE	96in 3pt Box Ind Duty	1,153 LB	\$2,768.00
WORK EZ 96BI BLADE	96in 3pt Box Ind Duty - Hydr	701 LB	\$3,893.00

Factory Supplied Options

Order Code	Description	Weight	List Price
------------	-------------	--------	------------

OTHER OPTIONS

SD N6433 COATING

	XN6433X	No Coating	No Charge
	717991	Galvanized	\$95.00

**WORK EZ® REAR BLADES
US PRICE LIST**

**(Ex Works Beaumont, TX)
Standard Equipment**

REAR BLADES:

REQUIREMENTS FOR OPERATION:

STANDARD UTILITY (For Estate and Homeowners):

- Moldboard Width: 60 in. / 72 in.
- Cutting Edge: 1/2 in. x 6 in.
- Offset Adjustment: 12 in.
- Tilt Adjustment: n/a
- Angle Adjustment: 5 Forward / 3 Reverse positions

MEDIUM DUTY (For Landscapers, Farm, or Ranch):

- Moldboard Width: 60 in. / 72 in. / 84 in.
- Cutting Edge: 1/2 in. x 6 in.
- Offset Adjustment: 12 in.
- Tilt Adjustment: 45° / E side
- Angle Adjustment: 5 Forward / 3 Reverse positions

HEAVY DUTY (For Contractors):

- Moldboard Width: 84 in. / 96 in.
- Cutting Edge: 1/2 in. x 6 in.
- Offset Adjustment: 12 in.
- Tilt Adjustment: 30°
- Angle Adjustment: 5 Forward / 3 Reverse positions

INDUSTRIAL (For Contractors):

- Moldboard Width: 96 in. / 108 in.
- Cutting Edge: 1/2 in. x 6 in.
- Offset Adjustment: 12 in.
- Tilt Adjustment: 15°
- Angle Adjustment: 30°

HEAVY INDUSTRIAL (For Contractors):

- Moldboard Width: 96 in./120 in./144 in.
- Cutting Edge: 1/2 in. x 6 in.
- Offset Adjustment: 24 in.
- Tilt Adjustment: 15°
- Angle Adjustment: 30°

Tractor Horsepower (max.):

- 60SL - 30
- 72SL - 30
- 60SM - 40
- 72SM - 40
- 84SM - 40
- 72SH - 65
- 84SH - 65
- 96SI - 100
- 108SI - 100
- 96SHI - 225
- 120SHI - 225
- 144SHI - 225

3 Pt. Hitch:

- 60SL - Cat. I EZ Match™ compatible
- 72SL - Cat. I EZ Match™ compatible
- 60SM - Cat. I EZ Match™ compatible
- 72SM - Cat. I EZ Match™ compatible
- 84SM - Cat. I EZ Match™ compatible
- 72SH - Cat. I/II
- 84SH - Cat. I/II
- 96SI - Cat. II
- 108SI - Cat. II
- 96SHI - Cat. II/III
- 120SHI - Cat. II/III
- 144SHI - Cat. II/III

**WORK EZ® REAR BLADES
US PRICE LIST**

(Ex Works Beaumont, TX)

Models

COMMERCIAL MODEL	MODEL	Weight	List Price
WORK EZ 60SL BLADE	60in 3pt Rear Std Utly	163 LB	\$804.00
WORK EZ 72SL BLADE	72in 3pt Rear Std Utly	177 LB	\$853.00
WORK EZ 60SM BLADE	60in 3pt Rear Med Duty	256 LB	\$920.00
WORK EZ 72SM BLADE	72in 3pt Rear Med Duty	278 LB	\$1,051.00
WORK EZ 84SM BLADE	84in 3pt Rear Med Duty	297 LB	\$1,177.00
WORK EZ 84SH BLADE	84in 3pt Rear Hvy Duty	584 LB	\$1,324.00
WORK EZ 96SH BLADE	96in 3pt Rear Hvy Duty	679 LB	\$1,445.00
WORK EZ 96SI BLADE	96in 3pt Rear Ind Duty	1,074 LB	\$4,214.00
WORK EZ 108SI BLADE	108in 3pt Rear Ind Duty	1,113 LB	\$4,810.00
WORK EZ 96SHI BLADE	96in 3pt Rear Hvy Industrial	2,120	\$10,071.00
WORK EZ 120SHI BLADE	108in 3pt Rear Hvy Industrial	2,260 LB	\$10,505.00
WORK EZ 144SHI BLADE	144in 3pt Rear Hvy Industrial	2,400 LB	\$10,933.00

**WORK EZ® EZ MATCH™
US PRICE LIST**

**(Distribution Center)
Standard Equipment**

The WORK EZ® EZ Match™ Quick Hitch is designed to make changing from one 3-point hitch attachment to another quick and EZ! The upper hook easily slips into position and simply lock the lower hooks with quick flip of two handles - many times from the comfort and convenience of the tractor seat.

Designed for use on Category 1, 3-point hitch tractors and implements

Heavy-duty steel construction
Lower arms lock automatically
Fast, easy attachment and release
Designed to ASAE S278.7 Quick Hitch standards

MODEL: WORK EZ® EZ Match™
Width (inches) - 28 center to center
(Hooks are 1-1/2 " wide)
Height (inches) - 24
Weight (pounds) - 80
Maximum Horsepower - 60

The following Case-IH products are quick hitch compatible:

EZ78DC - 78 in. Disk Harrow
EZ60LR - 60 in. Landscape Rake
EZ72LR - 72 in. Landscape Rake
EZ84LR - 84 in. Rock Rake
EZ48BL - 48 in. Standard Duty Box Blade
EZ60BL - 60 in. Standard Duty Box Blade
EZ60SL - 60 in. Standard Utility
Rear Blade
EZ72SL - 72 in. Standard Utility
Rear Blade
EZ60SM - 60 in. Medium Duty
Rear Blade
EZ72SM - 72 in. Medium Duty
Rear Blade
EZ84SM - 84 in. Medium Duty
Rear Blade

**WORK EZ® EZ MATCH™
US PRICE LIST**

(Distribution Center)

Models

COMMERCIAL MODEL	Weight	List Price
WORK EZ EZ MATCH	400 LB	\$319.00

**WORK EZ® BALE CARRIERS
US PRICE LIST**

Standard Equipment

WORK EZ® Bale Carriers and Spears are designed to compliment compact and utility tractors equipped with 3-point hitch for handling round and square hay bales. The WORK EZ® Bale Carriers and Spears are also Work EZ® - EZ Match™ compatible.

MODEL: Work EZ® Bale Carrier

Application - Standard duty

Weight - 155 lbs

Weight rating - 2000 lbs

Tractor horsepower (max) - 60

Hitch - Cat. I

Hot dipped galvanized frame

NOTE: Fork tines go under bale

MODEL: Work EZ® Bale Spear

Application - Standard duty

Weight - 98 lbs

Weight rating - 2000 lbs

Tractor Horsepower (max) - 60

Hitch - Cat. I

Hot dipped galvanized frame

Replaceable high carbon steel spear

Two welded bottom stabilizing spears

**WORK EZ® BALE CARRIERS
US PRICE LIST**

Models

COMMERCIAL MODEL	Weight		List Price
WORK EZ BALE CARRIER	88 LB		\$426.00
WORK EZ BALE SPEAR	155 LB		\$470.00

**WORK EZ® HAY SPEARS
US PRICE LIST**

Standard Equipment

WORK EZ® Hay Spears are designed to compliment most tractors and skid steers that are Universal Quick Hitch Compatible for handling round and square hay bales.

MODEL: Work EZ® Single Bale Quick Attach

Application - Standard duty

Weight - 153 lbs

Weight rating - 2000 lbs

Tractor Horsepower (max) - 80

Hitch - Universal Q/A

Hot dipped galvanized frame

Replaceable high carbon steel spear

Two welded bottom stabilizing spears

MODEL: Work EZ® Double Bale Quick Attach

Application - Standard duty

Weight - 168 lbs

Weight rating - 2000 lbs

Tractor Horsepower (max) - 80

Hitch - Universal Q/A

Hot dipped galvanized frame

Two replaceable high carbon steel spears

One welded top stabilizing spear

**WORK EZ® HAY SPEARS
US PRICE LIST**

Models

COMMERCIAL MODEL	Weight	List Price
WORKEZ SNGL BALE QA	168 LB	\$766.00
WORKEZ DBL BALE QA	153 LB	\$881.00



PARTS DIVISION SUPPLIED ACCESSORIES - FARMALL B SERIES TRACTORS

<u>Part #</u>	<u>Description</u>	<u>Farmall 30B/35B</u>	<u>Farmall 40B/50B</u>
---------------	--------------------	------------------------	------------------------

ROPS/FOPS GROUP

718857166	FOPS canopy for roll bar - white	X	X
FFB1A32W	Sunshade canopy - white	X	X

HYDRAULICS GROUP

Single rear remote; 3 position, self centering, lever knob and coupler dust boot (mono-block valve design). Remote valve not stackable; cannot add a second single rear remote.

MT20124614	Rear remote #1; Farmall 30B/35B (Gear or HST)	X	
MT20124611	Rear remote #1; Farmall 40B/50B HST only		X
MT20124606	Rear remote #1; Farmall 40B/50B Gear only		X

Dual rear remotes; 3 position, self centering, lever knob and coupler dust boot (mono-block valve design). Contains two valves (#1 & #2)

MT20124614	Rear remote #1 & #2; Farmall 30B/35B (Gear or HST)	X	
MT20124612	Rear remote #1 & #2; Farmall 40B/50B HST only		X
MT20124607	Rear remote #1 & #2; Farmall 40B/50B Gear only		X

Other Hydraulics

MT20117607	Draft control for gear units	X	X
------------	------------------------------	---	---

PTO GROUP

MT20022006	Mid PTO; 2,000 RPM	X	
MT20022005	Mid PTO; 2,000 RPM		X



PARTS DIVISION SUPPLIED ACCESSORIES - FARMALL B SERIES TRACTORS

<u>Part #</u>	<u>Description</u>	<u>Farmall 30B/35B</u>	<u>Farmall 40B/50B</u>
WEIGHT GROUP			
<i>(Note: attaching hardware is available from Service Parts)</i>			
710215016	Front end weight - 60 lbs. Compatible with grille guard but not compatible with loader. Maximum 5 weights per tractor. Requires front weight carrier #718233006 if using more than 2 weights	X	X
718215036	Front end weight - 100 lbs. Compatible with grille guard but not compatible with loader. Maximum 3 weights per tractor. Requires front weight carrier #718233006	X	X
718740016	Rear counter weight bracket	X	X
718233006	Front weight carrier (max five 60 lb. weights) (not compatible with loader)	X	X
710470026	Wheel Weight (105lb's each) for 420/70-24 IND tires & wheels - 2 max per wheel / 4 max per tractor		X
Miscellaneous Group			
719849216	Grille Guard	X	
719849226	Grille Guard		X
MT20119015	Right hand side step	X	X
MT20119014	Right hand grip/grab handle (replaces std. tray & cupholder)	X	X
MT20119006	7 pin connector	X	
MT20119007	7 pin connector		X
710990076	Tool box bracket (requires toolbox 5135060)	X	
710990086	Tool box bracket (requires toolbox 5135060)		X
5135060	Toolbox (Black)	X	X
84317040	Engine coolant heater - Mitsubishi engine	X	
84316967	Engine coolant heater - LS engine		X
251006F	Linkage drawbar (FONNC830AA stay kit required)	X	X
FONNC830AA	Linkage drawbar stay kit	X	X
87702589	ROPS mounted work light kit	X	X
8427548	French operators manual / decal kit (DMC 262-636-7540)	X	
8427560	French operators manual / decal kit (DMC 262-636-7540)	X	X



PARTS DIVISION SUPPLIED ACCESSORIES - FARMALL B SERIES TRACTORS

Work Direct
with Custom Products

Aftermarket Cab:

Custom Products of Litchfield, Inc.

PO Box 70

Litchfield, MN 55355

TOLL FREE 800-CAB-LINE; (800) 222-5463

FAX (320) 693-7252

www.800cabline.com

www.cozycab.com

FARMALL B CVT DIA'S

DESCRIPTION	PART NUMBER	APPROX. INSTALLATION TIME	40B CVT	45B CVT	50B CVT	COMMENTS
Cab Group						
Windshield wiper/washer, rear	710642016	1.0	X	X	X	
CVT enhanced controls	84532740	1.0	X	X	X	
Cab roof visibility guard	718002006	0.5	X	X	X	
Chrome steps (RH/LH)	84178927	0.5	X	X	X	
Operator presence switch conversion seat kit for light operators	87550442	2.0	X	X	X	
Arm rest kit	18852026	0.5	X	X	X	
Radio bezel	87328627	1.0	X	X	X	Included in CNH Audiovox radio
Radios			X	X	X	Order from CNH Parts
Electrical Group						
Beacon light and mounting kit	710762026	1.0	X	X	X	
75 amp alternator CVT	84158955	2.0	X	X	X	
Hydraulic Group						
Self-centering (simple) rear remote valve only	710366216	2.0				Positions 1, 2, and 3
Float and detented (deluxe) rear remote valve only	719940056	2.0	X	X	X	Positions 1 and 2 only
Rear remote #1 completing kit - coupler dust boot and levers	719933036	1.5	X	X	X	Self-centering or float and detent rear remote valve
Rear remote #2 completing kit - coupler dust boot and levers	719933036	1.0	X	X	X	Self-centering or float and detent rear remote valve
Rear remote #3 completing kit - coupler dust boot and levers	719937026	1.0	X	X	X	Self-centering rear remote valve only
Mid-mount remote hydraulic kit (2 spool loader valve and joystick) for CVT transmission w/cab	717654006	2.0	X	X	X	
3rd function hose kit	716662016	1.0	X	X	X	
3 function conversion kit for 2 function mid-mount remote hydraulic kit (diverter valve)	718432016	1.0	X	X	X	
Engine Group						
Chrome exhaust pipe extension	84178926	0.5	X	X	X	
Engine coolant heater	86403117	2.0	X	X	X	
Cold performance - transmission heater kit - NAR	87537603	1.0	X	X	X	
Drawbar/Hitch Group						
Drawbar clevis	86402709	0.5	X	X	X	
Stabilizer bracket (required to support hydraulic tubes when 2 spool remote valve fitted, less front loader)	86404991	1.0	X	X	X	
Linkage drawbar	251006F	1.0	X	X	X	FONNC830AA stay kit required
Linkage drawbar stay kit	FONNC830AA	1.0	X	X	X	

FARMALL B CVT DIA'S

DESCRIPTION	PART NUMBER	APPROX. INSTALLATION TIME	40B CVT	45B CVT	50B CVT	COMMENTS
Weight Group						
Front end weight 60 LB (27 Kg)	710215016	0.5	X	X	X	
Front end weight 100 LB (45 Kg)	718215036	0.5	X	X	X	
Rear wheel weight 105 LB (47 Kg)	710470026	1.0	X	X	X	
Rear counter weight bracket	718740016	0.5	X	X	X	
Front weight carrier - 5 weights 21 LB (9.5 Kg)	86402250	1.0	X	X	X	
Ballasting box, 158 LB, max 1,000 LB capacity	717747006	1.0	X	X	X	
Front tow hook	710892016	0.5	X	X	X	Not compatible with front end ballast weight
Miscellaneous						
Front bumper/grille guard - CNH black	719849056	0.5	X	X	X	
Front bumper/grille guard - Stainless steel/black	719849206	0.5	X	X	X	



PARTS DIVISION SUPPLIED ACCESSORIES FOR FARMALL COMPACT TRACTORS

PART NUMBER	DESCRIPTION <small>(All items ordered from Parts Division unless otherwise specified)</small>	Farmall 31 & 35	Farmall 40, 45, 50	Farmall 55 & 60
-------------	--	--------------------	-----------------------	--------------------

CANOPY / FOPS for ROPS

FFB1A22W	Sunshade Canopy (White)	X		
FFB1A22R	Sunshade Canopy (Red)	X		
FFB3A32W	Sunshade Canopy (White)		X	X
FFB3A32R	Sunshade Canopy (Red)		X	X
718857016	FOPS/Canopy for rollbar	X		
718857016	FOPS/Canopy for rollbar		X	
718857056	FOPS/Canopy for rollbar			X

HYDRAULICS NOTE: Mid-mounted hydraulic valve w/single lever joystick required for use with loaders, front mount snowblowers, and front blades.

Mid Mounted Remote Valves

710440076	Mid-mounted hydraulic valve with joystick control. Two spool valve with simultaneous lift and curl function. (Kit includes 4 quick couplers, plumbing and attaching hardware)	X		
710440106	Mid-mounted hydraulic valve with joystick control for use with Farmall 40, 45, and 50 (Gear Transmission Tractors). Two spool valve with simultaneous lift and curl function. (Kit includes 4 quick couplers, plumbing and attaching hardware)		X	
710330046	Mid-mounted hydraulic valve with joystick control for use with Farmall 40 and 45 ROPS (HST Tractors). Two spool valve with simultaneous lift and curl function. (Kit includes control handle switch for hi/lo shift, 4 quick couplers, plumbing & hardware)		X	
719918046	Mid-mounted hydraulic valve with joystick control for Farmall 40 and 45 CAB (HST Tractors). Two spool valve with simultaneous lift and curl function. (Kit includes control handle switch for hi/lo shift, 4 quick couplers, plumbing & hardware)		X	
710440046	Mid-mounted hydraulic valve with joystick control for use with Farmall 55 and 60 ROPS Tractors. Two spool valve with simultaneous lift and curl function. (Kit includes 4 quick couplers, plumbing and attaching hardware)			X
719918026	Mid-mounted hydraulic valve with joystick control for use with Farmall 55 and 60 Cab Tractors. Two spool valve with simultaneous lift and curl function. (Kit includes 4 quick couplers, plumbing and attaching hardware)			X
86403115	Tube Stabilizer Bracket (required to install mid-mount valve and joystick when tractor does not have loader installed) -- For ROPS models		X	
86404991	Tube Stabilizer Bracket (required to install mid-mount valve and joystick when tractor does not have loader installed) -- For CAB models		X	

Rear Remote Valves - Farmall 31 & 35

718348066	First rear remote valve (self-centering) with ½ in. couplers	X		
718347026	Second rear remote valve (self-centering) with ½ in. couplers (second valve used in combination with 718348066)	X		

PART NUMBER	DESCRIPTION (All items ordered from Parts Division unless otherwise specified)	Farmall 31 & 35	Farmall 40, 45, 50	Farmall 55 & 60
Rear Remote Valves - Farmall 40, 45 & 50 (with Gear Transmission)				
710366206	Rear remote valve (self-centering) - requires a hydraulic completing kit (see below) (Can be used as First or Second rear remote valve)		X	
719940046	Rear remote valve with float and detent - Requires first or second rear remote valve hydraulic completing kit (see below) (Can be used as First or Second rear remote valve)		X	
Hydraulic completing kits - include knobs, couplers, levers & coupler dust boots. (MUST ORDER ONE KIT FOR EACH REAR REMOTE VALVE SELECTED)				
719934036	First rear remote valve completing kit - compatible with self centering valve & float & detent valve (valve not included)		X	
719936036	Second rear remote valve completing kit - compatible with self centering valve & float & detent valve (valve not included)		X	

Rear Remote Valves - Farmall 40, 45 & 50 (with Hydrostatic Transmission)

710366046	First rear remote valve (self-centering) with ½ in. couplers (includes hydraulic completing package)		X	
718334036	Second rear remote valve (self-centering) with ½ in. couplers - second valve used in combination with 710366046. (includes hydraulic completing package)		X	
719339036	Third rear remote valve (self-centering) with ½ in. couplers - third valve used in combination with 710366046 and 718335036. For use with Deluxe models only (includes hydraulic completing package)		X	
716662016	3rd function hose kit - Contains hoses and couplers to run from the tractor rear remote valve (one required) to the loader cross member (torque tube).		X	

Rear Remote Valves - Farmall 40, 45 & 50 (with CVT Transmission)

710366206	3 position (Extend, Retract, Neutral); Self Centering Rear Remote Valve. Can be mounted in First, Second or Third position. Kit contains Rear Remote Valve only Completing package required (see below)		X	
719940046	4 position (Float, Extend, Retract, Neutral) Detent Rear Remote Valve. Can be mounted in First or Second position Kit contains Rear Remote Valve only Completing package required (see below)		X	
719933046	First Rear Remote Valve Completing Package Includes lever, knob, coupler, coupler dust cap, hydraulic tubing and fittings Use with valve 710366216 or 719940056		X	
719935046	Second Rear Remote Valve Completing Package Includes lever, knob, coupler, coupler dust cap, hydraulic tubing and fittings Use with valve 710366216 or 719940056		X	
719937036	Third Rear Remote Valve Completing Package Includes lever, knob, coupler, coupler dust cap, hydraulic tubing and fittings Use with valve 710366216		X	

PART NUMBER	DESCRIPTION (All items ordered from Parts Division unless otherwise specified)	Farmall 31 & 35	Farmall 40, 45, 50	Farmall 55 & 60
Rear Remote Valves - Farmall 55 & 60				
710366056	Rear remote valve (self-centering) - requires a hydraulic completing kit (see below) (Can be used as a First, Second or Third rear remote valve)			X
719940006	Rear remote valve with float and detent - Requires the first or second rear remote valve hydraulic completing kit (see below) (Can be used as a First or Second rear remote valve)			X
Hydraulic completing kits - include knobs, couplers, levers & coupler dust boots. (MUST ORDER ONE KIT FOR EACH REAR REMOTE VALVE SELECTED)				
719933016	First rear remote valve completing kit - compatible with self centering valve & float & detent valve (valve not included)			X
719935016	Second rear remote valve completing kit - compatible with self centering valve & float & detent valve (valve not included)			X
719937016	Third rear remote valve completing kit - compatible with self centering valve only (valve not included)			X
716662046	3rd function hose kit - contains hoses and couplers to run from the tractor rear remote valve (one required) to the loader cross member (torque tube).			X

WEIGHTS **NOTE:** All weights listed below are for 1 weight only. For rear wheels, you must order two (2) to receive one weight for each side.

710215046	60 lb./27.2kg Front End Weight Maximum of 2 with all axle/tire combinations. Weight(s) attach to front of tractor frame.	X	X	X
718215056	100 lb./45.3kg Front End Weight Maximum of 2 with all axle/tire combinations. Weight(s) attach to front of tractor frame.	X	X	X
718233006	Front weight carrier (required for additional front weight installation) - Holds a maximum of 5 weights. Attaching hardware is available through Parts Division. Not compatible with front-end loader	X	X	
718233016	Front weight carrier (required for additional front weight installation) - Holds a maximum of 5 weights. Attaching hardware is available through Parts Division. Not compatible with front-end loader			X
718470036	75 lb./34kg Rear Wheel Weight, maximum of 2 per wheel. Compatible with R4 Industrial tires only. Attaching hardware is available through Parts Division.	X		
710470026	105 lb./47.6kg Rear Wheel Weight, maximum of 2 per wheel. Attaching hardware is available through Parts Division. (Compatible with R1 Ag Bar tires only)	X	X	X
718740016	Rear counter weight bracket. Recommended for use with loader or front mount snowblower if not using a ballasting box. Mounts on a 3-point hitch and will accept up to qty. 7 of 710215046 or qty. 5 of 718215056 front end weights.	X	X	X
<u>NOTE:</u> Attaching hardware for securing weights is not included. Please order from Parts Division.				

PART NUMBER	DESCRIPTION (All items ordered from Parts Division unless otherwise specified)	Farmall 31 & 35	Farmall 40, 45, 50	Farmall 55 & 60
SOFT CABS				
710660086	Soft Cab for Farmall 31 and 35 - includes base enclosure, top rear panels, glass windshield, and hand operated windshield wiper. (not compatible with a canopy)	X		
710660126	Soft Cab for Farmall 40, 45 and 50 ROPS - includes base enclosure top rear panels, glass windshield, and hand operated windshield wiper. (not compatible with a canopy)		X	
710660066	Soft Cab for Farmall 55 and 60 ROPS - includes base enclosure top rear panels, glass windshield, and hand operated windshield wiper. (not compatible with a canopy)			X

MISCELLANEOUS

86590117	Engine Coolant Heater	X	X	X
251006F	Linkage Drawbar (F0NNC830AA stay kit required)	X	X	X
F0NNC830AA	Linkage Drawbar Stay Kit	X	X	X
86535719	Drawbar Clevis (used with Swinging/Extendible Drawbar)	X	X	
SBA370070300	Drawbar Clevis			X
SP1229985DS	Rear Worklight (50 watt halogen with switch. Bracket required to install worklight, see below.	X	X	X
86531714	Rear Worklight Mounting Bracket	X		
86401040	Rear Worklight Mounting Bracket		X	
87300991	Rear Worklight Mounting Bracket			X
9673703DS	AM/FM Radio Kit for ROPS models	X	X	X
ZAEJHD3000	AM/FM/WB/CD Radio Kit for CAB models		X	X
718852026	Fold-up Armrest Kit	X	X	X
87379951	Transmission Heater Kit	X		
87537603	Transmission Heater Kit		X	X
SBA385071310	Back-up Alarm Kit for SSS Transmission			X
SBA385071320	Back-up Alarm Kit for EHSS Transmission			X
87395939	Spark Arrestor Muffler Kit	X		
719849056	Grill Guard	X	X	
719849086	Grill guard			X
710709046	Step kit, left side (not compatible with MW Series mower decks)	X		
718709066	Step kit, right side (not compatible with MW Series mower decks)	X		
86571922	Right-Hand Platform Step - for Economy version (attaching hardware is available from Parts Division)		X	
718709076	Step kit, right side (ROPS only)			X
710801046	Mid PTO - 2000 RPM (for Farmall 31 gear transmission only)	X		
719801056	Mid PTO - 2000 RPM for Farmall 40 and 45 with Hydrostatic Transmission only		X	
718877016	Hood mounted LH rear view mirror	X		
718877006	Hood mounted LH rear view mirror for ROPS tractors		X	
710990046	Economy toolbox kit for Farmall 40, 45 and 50 Gear Transmission Compact Tractors (includes plastic toolbox that mounts to the top of left-hand fender and metal cup holder that mounts to top of right-hand fender)		X	
86402046	Toolbox with cup holder - for Economy version		X	
710642016	Rear window wiper and washer kit - for Farmall 40, 45, 50, 55 and 60 Cab versions		X	X
710762006	Beacon light and mounting kit - for Farmall 40, 45, 50, 55 and 60 Cab versions		X	X
718002006	High visibility panel guard for cab roof - for Farmall 40, 45, 50, 55 and 60 Cab versions		X	X

PART NUMBER	DESCRIPTION (All items ordered from Parts Division unless otherwise specified)	Farmall 31 & 35	Farmall 40, 45, 50	Farmall 55 & 60
	<i>The items below are supplied by the Document Management Center (DMC). To order please contact the DMC at (262) 636-7540 or order online through the Dealer Portal (go to tools, select DMC link)</i>			
87668370	French Canadian Operator's Manual (Farmall 31 & 35)	X		
87396594	French Canadian Operator's Manual (Economy models)		X	
87721388	French Canadian Operator's Manual (Deluxe models)		X	
87721390	French Canadian Operator's Manual (CAB models)		X	
87396598	French Canadian Operator's Manual (ROPS models)			X
87721397	French Canadian Operator's Manual (CAB models)			X
86402037	French Canadian Decal Kit	X	X	X



PARTS DIVISION SUPPLIED ACCESSORIES FOR COMPACT LOADERS

PART NUMBER	DESCRIPTION	L340	L350	L360
	All items ordered from Parts Division unless otherwise specified			
	Mounting Equipment			
715782136	Mounting brackets for Farmall 31 and 35 tractors	X		
717652006	Mounting brackets for Farmall 40, 45, and 50 tractors		X	
715782156	Mounting brackets for Farmall 55 and 60 tractors			X
719849056	Grill guard	X	X	
719849086	Grill Guard			X
	Hydraulics			
710440076	Mid-mount hydraulic valve with joystick control. Two spool valve with simultaneous lift and curl function. (Kit includes 4 quick couplers, plumbing, and attaching hardware). Ex Works Racine, WI. This item must be placed on a separate order.	X		
	For use with Farmall 40, 45 and 50 models (Gear transmission)			
710440106	Mid-mount hydraulic valve with joystick control for use with Farmall 40, 45, and 50 (Gear transmission tractors). Two spool valve with simultaneous lift and curl function. (Kit includes 4 quick couplers, plumbing, and attaching hardware). Ex Works Racine, WI. This item must be placed on a separate order.		X	
	For use with Farmall 40 and 45 ROPS models (Hydrostatic transmission)			
710330046	Mid-mount hydraulic valve with joystick control for use with Farmall 40 and 45 ROPS (HST tractors). Two spool valve with simultaneous lift and curl function. (Kit includes control handle switch for hi/lo shift, 4 quick couplers, plumbing, and attaching hardware)		X	
	For use with Farmall 40, 45 and 50 Cab models (Hydrostatic & CVT transmission)			
719918046	Mid-mount hydraulic valve with joystick control for use with Farmall 40, 45 and 50 Cab (HST & CVT tractors). Two spool valve with simultaneous lift and curl function. (Kit includes control handle switch for hi/lo shift, 4 quick couplers, plumbing, and attaching hardware)		X	
	For use with Farmall 55 and 60 ROPS models			
710440046	Mid-mount hydraulic valve with joystick control for use with Farmall 55, and 60 ROPS tractors. Two spool valve with simultaneous lift and curl function. (Kit includes 4 quick couplers, plumbing, and attaching hardware). Ex Works Racine, WI. This item must be placed on a separate order.			X
	For use with Farmall 55 and 60 Cab models			
719918026	Mid-mount hydraulic valve with joystick control for use with Farmall 55 and 60 Cab tractors. Two spool valve with simultaneous lift and curl function. (Kit includes 4 quick couplers, plumbing, and attaching hardware)			X
	Additional Hydraulic Items			
716662016	3rd function hose kit – Contains hoses and couplers to run from the tractor rear remote valve (One required) to the loader cross member (torque tube). Refer to the Farmall 40, 45, or 50 tractor price pages for information on ordering the tractor rear remote.		X	

PART NUMBER	DESCRIPTION	L340	L350	L360
716662046	3rd function hose kit – Contains hoses and couplers to run from the tractor rear remote valve (One required) to the loader cross member (torque tube). Refer to the Farmall 55 and 60 tractor price pages for information on ordering the tractor rear remote.			X
	Quick Coupler			
716653136	Quick coupler (skid steer loader compatible)	X		
716653156	Quick coupler (skid steer loader compatible)		X	X
	Buckets			
	Heavy duty bucket includes: Heavy duty cutting edge with holes through cutting edge only. Requires drilling bucket floor to add bolt on cutting edge.			
	For use with standard mounting (pin on) buckets:			
715719076	60 in./1524 mm. Heavy Duty Material. 0.382 cu. Yd.struck, 0.471 cu. Yd heaped capacity.	X		
715720106	72 in./1829 mm. Heavy Duty Material. 0.459 cu. Yd.struck, 0.572 cu. Yd heaped capacity.		X	
	For use with quick coupler:			
715729076	60 in./1524 mm. Heavy Duty Material. 0.382 cu. Yd.struck, 0.471 cu. Yd heaped capacity.	X		
716425066	68 in./1727 mm. Heavy Duty Material. 0.433 cu. Yd.struck, 0.534 cu. Yd heaped capacity.	X		
715730086	72 in./1829 mm. Heavy Duty Material. 0.459 cu. Yd.struck, 0.572 cu. Yd heaped capacity.		X	
717222016	72 in./1829 mm. Heavy Duty Material. 0.459 cu. Yd.struck, 0.572 cu. Yd heaped capacity.			X
	Other Equipment			
716426016	60 in./1.52m Bolt-on Cutting Edge (for Heavy-Duty Material Bucket)	X		
716427016	68 in./1.73m Bolt-on Cutting Edge (for Heavy-Duty Material Bucket)	X		
716894026	72 in./1.83m Bolt-on Cutting Edge (for Heavy-Duty Material Bucket)		X	X



PARTS DIVISION SUPPLIED ACCESSORIES FOR COMPACT TRACTOR IMPLEMENTS

PART NUMBER	DESCRIPTION	MW60S	MW72S	MW72R	MW84R
Available through Parts Division unless otherwise noted:					
AUB164147	Caster wheel spring device - Required when installing an MW60S, MW72S or MW72R on a Farmall 31 or 35 equipped with Galaxy turf tires	X	X	X	
AUB182262	Mower / Loader Compatibility kit - Required when installing an MW60S, MW72S or MW72R in combination with an LX114 loader on a Farmall 31 or 35	X	X	X	
AUB163560	Caster wheel spring device - Required when installing an MW84R on a Farmall 40, 45 or 50 equipped with Galaxy turf tires				X

PART NUMBER	DESCRIPTION	RR60	RR72	RR90	RR144	RR180	RR204
Available through Parts Division unless otherwise noted:							
SIT 110283	Mulching kit - 60 in. Rear Discharge Only	X					
SIT 110284	Mulching kit - 72 in. Rear Discharge Only		X				
SIT 110285	Mulching kit - 90 in. Rear Discharge Only			X			
SIT 110286	Mulching kit - 12 ft. Folding Flex wing				X		
SIT 110287	Mulching kit - 15 ft. Folding Flex wing					X	
SIT 110288	Mulching kit - 17 ft. Folding Flex wing						X
SIT 100364	Anti-Scalp Kit - 60 in. and 72 in. (front adjustable roller)	X	X				
SIT 100503	Anti-Scalp Kit - 90 in. (front adjustable roller)			X			
SIT 100933	Pneumatic Tire kit - 60 in. (Set of 4). Includes wheels and forks.	X					
SIT 100934	Pneumatic Tire kit - 72 in. (Set of 4). Includes wheels and forks.		X				
SIT 100935	Pneumatic Tire kit - 90 in. (Set of 4). Includes wheels and forks.			X			



PARTS DIVISION SUPPLIED ACCESSORIES FOR COMPACT TRACTOR IMPLEMENTS

PART NUMBER	DESCRIPTION	RC480	RC600	RC720	RC605	RC725	RC840	RC845	RC1800
Available through Parts Division unless otherwise noted:									
MAG010D3590	4 ft. Front Chain Guards - Standard Duty	X							
MAG010D3591	4 ft. Rear Chain Guards - Standard Duty	X							
MAG010D6798	5 ft. Front Chain Guards - Standard and Medium Duty		X		X				
MAG010D6799	5 ft. Rear Chain Guards - Standard and Medium Duty		X		X				
MAG010D1598	6 ft. Front Chain Guards - Standard and Medium Duty			X		X			
MAG010D1599	6 ft. Rear Chain Guards - Standard and Medium Duty			X		X			
MAG010D3990	7 ft. Front Chain Guards - Medium Duty						X		
MAG010D3991	7 ft. Rear Chain Guards - Medium Duty						X		
CSE010D3992R	7 ft. Dual tail wheel - Heavy Duty							X	
MAG415D0060	15 ft. hydraulic level lift. - Pull Type								X
MAG125D801D01	Slip Clutch	X	X	X					



REFERRAL ATTACHMENTS

Case IH does not represent these products or company or offer terms or warranty. When installed and operated according to the manufacturer's instructions, these attachments will not void the Case IH warranty of the Case IH products. The availability, performance, service parts availability, pricing, after sale service and warranty of these products is the sole responsibility of the manufacturer and not of Case IH.

**Electra-Tach -- Electronic actuator for skid-steer style quick-attach device
(quick and easy connect/disconnect)**

Supplier: Ultra-Tach
Address: 100 E. Shenango St.
 Sharpsville, PA 16150

Phone: (724) 962-7644
Fax: (724) 962-1719
E-Mail: www.ultratach.com



PURCHASED PROTECTION

Pricing and program details can be found on the Dealer Portal or by contacting the CPP hotline @ 1-866-606-1802. Not all models are eligible for CPP.

PRICE SCHEDULE: NJPA RFP #031711

<u>Price Tab</u>	<u>Description</u>	<u>Discount off MSRP</u>
A2	Tractors (5000 Series)	18.00%
A2	Tractors (6000 - 9000 Series)	23.00%
A5	Hay & Forage	23.00%
A6	Tillage	23.00%
A7	Planters, Drills & Air Seeding	23.00%
A8	Sprayers	23.00%
A9	Tractor Implements (Material Handling)	23.00%
A10	Ag Management Solutions	4.00%

FRONTIER PRODUCTS

Cutting & Mowing	Cutting & Mowing	18.00%
Hay & Forage	Hay & Forage	18.00%
Landscaping	Landscaping	18.00%
Loader Attachments	Loader Attachments	18.00%
Cotton	Cotton	18.00%
Livestock	Livestock	18.00%
Transports	Transports	18.00%
Tillage	Tillage	18.00%
Planting and Seeding	Planting and Seeding	18.00%
Snow Equipment	Snow Equipment	18.00%

Note: Discounts will be calculated based on current pricing at the time an agency requests the quote and will be valid for 30 days.

Discounts listed are off John Deere's list price. List price can be found on www.deere.com by utilizing "Build Your Own" and building the desired machine.