

Hand Tools

The success of Greenlee's professional hand tools continues to grow with an even larger collection of products. Each Greenlee hand tool is "Made for the Trade" and each kit and accessory has been carefully assembled to meet the demanding requirements of today's professional electrical contractor.

Contents

Pliers	4
Cutting, Stripping & Crimping	8
Screw & Nut Drivers	11
Wrenches	21
Insulated Drivers	25
Cutting Tools	27
Tape Measures, Levels, Hammers & Flashlights	31
Tool Bags, Pouches, Belts & Work Gloves	34
Tool Kits	40



GREENLEE[®]
A Textron Company

MADE FOR THE TRADE![™]



PLIERS

High Leverage Side-Cutting Pliers



0151-09SM



0151-09SD



0151-09M



0151-09D



0151-09CM



0151-09CD



0151-09FM



0151-09FD



- High leverage pliers design and diamond-serrated jaws for optimum cutting and gripping performance.
- Forged from chrome vanadium steel for greater durability and strength.
- Precision-machined and laser-hardened blades strengthen cutters and provide consistent performance.
- Effectively cuts hardened wire, ACSR, bolts, screws and nails.
- Through-hardened steel for longer life.
- Exceeds ASME/ANSI specifications.
- Rugged riveted construction for smooth precise action.
- Lifetime limited warranty.
- Note: This is not an insulated tool.

Stripping Only

- Stripping hole allows for easy and convenient wire stripping of #12 AWG wire (0151-09SM & 0151-09SD only).
- The wire looping hole perfectly forms wire for threaded connections (0151-09SM & 0151-09SD only).

Crimping Only

- Crimping die for non-insulated connectors, lugs and terminals.

Fish Tape Pulling Only

- Pulls 1/8" and 1/4" fish tape.

Molded Grip Only

- Custom grip allows area for user identification.
- Slip-proof, ergonomic molded grips for increased comfort and reduced user fatigue.
- Wider grip design provides larger load bearing area.
- Location of handle ridge allows for user to "choke up" for greater control.

Dipped Grip Only

- Double layered vinyl handles for comfort and slip resistance.
- Reduced handle size allows for easy storage of tools in pouches and tool bags.

MOLDED GRIP

CAT. NO.	UPC NO.	DESCRIPTION
0151-09SM	89264	High Leverage Side-cutting Pliers W/Stripping Hole 9" molded grip
0151-08M	54701	High Leverage Side-cutting Pliers 8" molded grip
0151-09M	54702	High Leverage Side-cutting Pliers 9" molded grip
0151-09M-CP	95925	High Leverage Side-cutting Pliers 9" Counter Pack (Qty 5)
0151-09CM	13488 <i>NI</i>	Crimping Pliers 9" molded grip
0151-09FM	89265 <i>NI</i>	Fish Tape Pulling Pliers 9" molded grip

SPECIFICATIONS

	8"	9"
Overall Length	8-1/2" (21.6 cm)	9-3/8" (23.8 cm)
Weight	.87 lbs. (.04 kg)	1.13 lbs. (.51 kg)

DIPPED GRIP

CAT. NO.	UPC NO.	DESCRIPTION
0151-09SD	89262	High Leverage Side-cutting Pliers W/Stripping Hole 9" dipped grip
0151-08D	89263	High Leverage Side-cutting Pliers 8" dipped grip
0151-09D	89250	High Leverage Side-cutting Pliers 9" dipped grip
0151-09CD	13487 <i>NI</i>	Crimping Pliers 9" dipped grip
0151-09FD	89262 <i>NI</i>	Fish Tape Pulling Pliers 9" dipped grip

SPECIFICATIONS

	8"	9"
Overall Length	8-1/2" (21.6 cm)	9-3/8" (23.8 cm)
Weight	.87 lbs. (.04 kg)	1.13 lbs. (.51 kg)

Hand Tools

INTERNATIONAL

Tel: +1.815.397.7070
Fax: +1.815.397.9247

CANADA

Tel: 800.435.0786
Fax: 800.524.2853

USA

Tel: 800.435.0786
Fax: 800.451.2632

Diagonal Cutting Pliers



- Forged from chrome vanadium steel for greater durability and strength
- Precision-machined and laser-hardened blades strengthen cutters and provide consistent performance.
- Effectively cuts most hardened wire, ACSR, bolts, screws and nails.
- Through-hardened steel for longer life.
- Dual cutting edges for optimum cutting performance
- Exceeds ASME/ANSI specifications.
- Rugged riveted construction for smooth precise action.
- Lifetime limited warranty.
- Note: This is not an insulated tool.

Molded Grip Only

- Custom grip allows area for user identification.
- Flared handles for added comfort and leverage.
- Wider grip design provides larger load bearing area for user comfort.

Dipped Grip Only

- Double layered vinyl handles for comfort and slip resistance.
- Reduced handle size allows for easy storage of tools in pouches and tool bags.



MOLDED GRIP

CAT. NO.	UPC NO.	DESCRIPTION
0251-05M	54736	Diagonal Cutting Pliers 5" Mini molded grip
0251-06M	54737	Diagonal Cutting Pliers 6" molded grip
0251-07M	54738	High Leverage Diagonal Cutting Pliers 7" molded grip
0251-08M	54739	High Leverage Diagonal Cutting Pliers 8" molded grip
0251-08M-CP	95926	High Leverage Diagonal Cutting Pliers 8" molded grip Counter Pack (Qty 5)
0251-08AM	54740	High Leverage Diagonal Cutting Pliers 8" angled molded grip

SPECIFICATIONS	5"	6"	7"	8"
Overall Length	5-1/2" (14.0 cm)	6-1/8" (15.5 cm)	7" (17.8 cm)	8-3/4" (22.2 cm)
Weight	.28 lbs. (.13 kg)	.35 lbs. (.16 kg)	.57 lbs. (.26 kg)	.85 lbs. (.39 kg)

DIPPED GRIP

CAT. NO.	UPC NO.	DESCRIPTION
0251-05D	89257	Diagonal Cutting Pliers 5" Mini dipped grip
0251-06D	89256	Diagonal Cutting Pliers 6" dipped grip
0251-07D	89255	High Leverage Diagonal Cutting Pliers 7" dipped grip
0251-08D	89254	High Leverage Diagonal Cutting Pliers 8" dipped grip
0251-08AD	89258	High Leverage Diagonal Cutting Pliers 8" angled dipped grip

SPECIFICATIONS	5"	6"	7"	8"
Overall Length	5-1/2" (14.0 cm)	6-1/8" (15.5 cm)	7" (17.8 cm)	8-3/4" (22.2 cm)
Weight	.28 lbs. (.13 kg)	.35 lbs. (.16 kg)	.57 lbs. (.26 kg)	.85 lbs. (.39 kg)

Hand Tools

USA

Tel: 800.435.0786
Fax: 800.451.2632

CANADA

Tel: 800.435.0786
Fax: 800.524.2653

INTERNATIONAL

Tel: +1.815.397.7070
Fax: +1.815.397.9247



Long Nose Side Cutting and Stripping Pliers



- Forged from chrome vanadium steel for greater durability and strength.
- Effectively cuts both solid & stranded copper wire.
- Serrated jaws and laser-hardened cutting edges for optimum cutting and gripping performance.
- Through-hardened steel for longer life.
- Exceeds ASME/ANSI specifications.
- Rugged riveted construction for smooth precise action.
- Lifetime limited warranty.
- Note: This is not an insulated tool.

Stripping Only

- Stripping hole allows for easy and convenient wire stripping of #12 AWG wire (0351-08SM & 0351-08SD only).

Molded Grip Only

- Custom grip allows area for user identification.
- Flared handles for added comfort and leverage.
- Wider grip design provides larger load bearing area for user comfort.

Dipped Grip Only

- Double layered vinyl handles for comfort and slip resistance.
- Reduced handle size allows for easy storage of tools in pouches and tool bags.

0351-08M



0351-08D



0351-08SM



0351-08SD



MOLDED GRIP

CAT. NO.	UPC NO.	DESCRIPTION
0351-06M	54717	Long Nose Pliers/Side Cutting 6" molded grip
0351-07M	54718	Long Nose Pliers/Side Cutting 7" molded grip
0351-08M	54719	Long Nose Pliers/Side Cutting 8" molded grip
0351-08SM	20958	Long Nose Pliers/Stripping 8" molded grip

SPECIFICATIONS	6"	7"	8"
Overall Length	6-5/8" (16.8 cm)	7-1/8" (18.1 cm)	8-9/16" (21.7 cm)
Weight	.27 lbs. (.12 kg)	.30 lbs. (.14 kg)	.64 lbs. (.29 kg)

DIPPED GRIP

CAT. NO.	UPC NO.	DESCRIPTION
0351-06D	89253	Long Nose Pliers/Side Cutting 6" dipped grip
0351-07D	89252	Long Nose Pliers/Side Cutting 7" dipped grip
0351-08D	89251	Long Nose Pliers/Side Cutting 8" dipped grip
0351-08SD	20957	Long Nose Pliers/Stripping 8" dipped grip

SPECIFICATIONS	6"	7"	8"
Overall Length	6-5/8" (16.8 cm)	7-1/8" (18.1 cm)	8-9/16" (21.7 cm)
Weight	.27 lbs. (.12 kg)	.30 lbs. (.14 kg)	.64 lbs. (.29 kg)

Hand Tools

INTERNATIONAL

Tel: +1.815.397.7070
Fax: +1.815.397.9247

CANADA

Tel: 800.435.0786
Fax: 800.524.2853

USA

Tel: 800.435.0786
Fax: 800.451.2632

Pump Pliers



- Precision-machined and through-hardened for consistent performance and longer life.
- Right-angled teeth for gripping in both directions.
- Riveting process ensures joint integrity.
- Exceeds ASME/ANSI specifications.
- Lifetime limited warranty.
- Note: This is not an insulated tool.

Molded Grip Only

- Custom grip allows area for user identification.
- Slip-proof, ergonomic molded grip for increased comfort and reduced user fatigue.
- Wider grip design provides larger load bearing area.

Dipped Grip Only

- Double layered vinyl handles for comfort and slip resistance.
- Reduced handle size allows for easy storage of tools in pouches and tool bags.

MOLDED GRIP

CAT. NO.	UPC NO.	DESCRIPTION
0451-10M	54709	Pump Pliers 10" molded grip
0451-10M-CP	95927	Pump Pliers 10" molded grip Counter Pack (Qty 5)
0451-12M	54744	Pump Pliers 12" molded grip

SPECIFICATIONS	10"	12"
Overall Length	10" (25.4 cm)	12" (30.5 cm)
Weight	.83 lbs. (.38 kg)	1.29 lbs. (.59 kg)
Adjustment Grooves	7	7
Jaw Capacity	2" (5.1 cm)	2-1/4" (5.7 cm)



0451-10M



0451-16D

DIPPED GRIP

CAT. NO.	UPC NO.	DESCRIPTION
0451-10D	89259	Pump Pliers 10" dipped grip
0451-12D	89260	Pump Pliers 12" dipped grip
0451-16D	54707	Pump Pliers 16" dipped grip

SPECIFICATIONS	10"	12"	16"
Overall Length	10" (25.4 cm)	12" (30.5 cm)	16" (40.6 cm)
Weight	.83 lbs. (.38 kg)	1.29 lbs. (.59 kg)	3 lbs. (1.4 kg)
Adjustment Grooves	7	7	8
Jaw Capacity	2" (5.1 cm)	2-1/4" (5.7 cm)	4-1/4" (10.8 cm)

Hand Tools

USA

Tel: 800.435.0786
Fax: 800.451.2632

CANADA


Tel: 800.435.0786
Fax: 800.524.2653

INTERNATIONAL

Tel: +1.815.397.7070
Fax: +1.815.397.9247

CUTTING, STRIPPING AND CRIMPING TOOLS

Pro Wire Strippers




- Strips the outer jacket off both solid and stranded wire.
- Machined stripping stations with a positive stop provide precise stripping diameters.
- Ergonomically designed, extra-long cushioned handles add superior comfort and reduce hand fatigue.
- Long curved cutter blades reduce force required by 25% and can cut NM in a single cut.
- Lock tab protects cutting edges during storage.
- Pliers nose for working with small nuts and pulling wire.
- Hole in jaws for looping wires.
- Opening stop prevents spring from disengaging.
- Cuts screws.
- Note: These are not insulated tools.

CAT. NO.	UPC NO.	DESCRIPTION
1950	06852	Pro Stripper 10-18 AWG
1951	06853	Pro Wire Stripper 22-32 AWG
1955	06857	Pro Plus Wire Stripper, 10-18 AWG
1956	10300	Pro Plus Stripper 8-16 AWG

SPECIFICATIONS

Strips	1950 & 1955 – 10-18 AWG solid, 12-20 AWG stranded; 1951 – 22-32 AWG solid, 20-30 AWG stranded; 1956 – 6-14 AWG solid, 8-16 AWG stranded
Cuts	#6-32 and #8-32 screws
Overall Length	1950 & 1951 – 7-1/4" (18.4 cm) 1955 & 1956 – 7-3/8" (18.7 cm)

Wire Stripper/Cutters



- Precision ground blades ensure consistent stripping and cutting.
- Heat-treated for long life.
- Cushioned-grip vinyl handle for comfortable use.
- Serrated nose grip for wire pulling and straightening.
- Stamped from high-carbon tool steel.
- Pivot joints have hardened steel bushings.
- Rust-resistant black oxide finish.
- Note: This is not an insulated tool.

CAT. NO.	UPC NO.	DESCRIPTION
1916	31891	20-10 AWG (0.8 to 2.6 mm dia.) Solid Wire
1917	31890	26-16 AWG (0.4 to 1.3 mm dia.) Solid Wire
1918	31889	30-22 AWG (0.25 to 0.64 mm dia.) Solid Wire

SPECIFICATIONS

Capacity	PVC or THHN insulation 1916 - 20-10 AWG (0.5-6 mm ²) 1917 - 26-16 AWG (0.25-1.5 mm ²) 1918 - 30-22 AWG (0.25-.34 mm ²)
Weight	.2 lb. (.10 kg) All Models

V-Notch Wire Stripper/Cutter



- Stamped from high-carbon tool steel with black oxide finish.
- Pivot joints have hardened-steel bushings.
- Vinyl cushioned grip.
- Precision-ground blades for consistent stripping and cutting.
- Adjustable settings for various wire size.
- Heat treated for long life.
- Note: This is not an insulated tool.

SPECIFICATIONS	
Capacity	30 - 10 AWG (.25 - 6 mm ²) with PVC or THHN insulation
Weight	.16 lb. (.07 kg)

CAT. NO.	UPC NO.	DESCRIPTION
1913	31894	The Terminators V-Notch Wire Stripper/Cutter
1914	31893	The Terminators V-Notch Wire Stripper/Cutter with Spring and Lock function

Automatic Wire Stripper



1935

- Production grade wire stripper strips insulation from most smaller gauge wire.
- Strips up to 7/8" (22.2 mm) length.
- Strips PVC and THHN insulation.
- For use with solid and stranded wire.
- Note: This is not an insulated tool.

CAT. NO.	UPC NO.	DESCRIPTION
1935	37600	Automatic Wire Stripper

SPECIFICATIONS

Capacity	20 - 10 AWG (.5 mm ² - 6 mm ²) with PVC or THHN insulation
Weight	.7 lb. (.30 kg)

Kwik Stripper® Wire Stripper



45000

- 34-10 AWG (.08-6mm²) stripping capacity.
- 12 AWG (4 mm²) solid, 10 AWG (6 mm²) stranded capacity.
- Strips and cuts flat and round cable.
- Self-adjusts to different wire gauges.
- Laminated steel blades minimize the risk of nicking conductors.
- Front entry jaws have an adjustable strip length guide.
- Lightweight reinforced nylon is chemical and corrosion resistant.
- Note: This is not an insulated tool.

CAT. NO.	UPC NO.	DESCRIPTION
45000	45000	Kwik Stripper Wire Stripper
20243	20243	R Blade Cassette

Pro Wire Stripper for NM Cable



1960

- Pliers' nose for working with small nuts and pulling wire.
- Machined stripping stations with a positive stop provide precise stripping diameters for #14 and #12 AWG.
- Strips outer jacket off 14-2 and 12-2 NM cable.
- Long curved cutter blades reduce force required by 25% and can cut NM in single cut.
- Hole in jaws for looping wires.
- Extra-long cushioned handles add comfort and reduce hand fatigue.
- Lock tab protects cutting edges during storage.
- Cuts #6-32 & #8-32 screws.
- Note: This is not an insulated tool.

CAT. NO.	UPC NO.	DESCRIPTION
1960	06854	Pro Stripper 12/2 & 14/2

SPECIFICATIONS

Removes	NM-B outer jacket
Strips	#12 and #14 AWG solid
Cuts	#6-32 and #8-32 screws
Overall Length	7-3/4" (19.7 cm)

NM Cable Ripper



0252-11

- Slits outer jacket of Romex® 10/2, 12/2, 14/2 and other non-metallic (NM) sheathed cable.
- Wire gauge on handle for identifying #6 to #14 AWG.
- Corrosion-resistant zinc plating.
- Side-entry design for end or mid-run slitting of jacket.
- Note: This is not an insulated tool.

CAT. NO.	UPC NO.	DESCRIPTION
0252-11	56300	NM Cable Ripper

SPECIFICATIONS

Overall Length	3-5/8" (9.2 cm)
Weight	.06 lbs. (.03 kg)



Stripping/Crimping Combination Tool

1927



- Pliers' nose avoids having to switch tools for gripping tasks.
- Extra-narrow nose for getting into tight boxes.
- Machined stripping stations with a positive stop provide precise stripping diameters.
- Wire looping holes in jaw.
- Long, curved cutter blades reduce force required by 25% and can cut NM in single cut.
- Screw cutting stations are collapsed around the pivot – 20% less force is required.
- Smooth, rounded pivot bolt won't catch in tool pouch or on other tools.
- Comfortable, cushioned grips.
- Note: This is not an insulated tool.

CAT. NO.	UPC NO.	DESCRIPTION
1927	06851	Stripping/Crimping Combination Tool

SPECIFICATIONS	
Strips	10-22 AWG solid and stranded
Crimps	10-22 AWG insulated and non-insulated terminals
Cuts	#4-40, #5-40, #6-32, #8-32, #10-24 and #10-32 screws
Overall Length	8-1/8" (20.6 cm)

Crimping/Stripping Combination Tool

1923




- Up-front cutter for snipping hard-to-reach wires.
- Narrow nose for getting into tight boxes.
- Wire looping holes in jaw.
- Screw cutting stations are collapsed around the pivot – 20% less force is required.
- Machined stripping stations with a positive stop provide precise stripping diameters.
- Long, curved cutter blades reduce force required by 25% and can cut NM in single cut.
- Smooth, rounded pivot bolt won't catch in tool pouch or on other tools.
- Comfortable, cushioned grips.
- Note: This is not an insulated tool.

CAT. NO.	UPC NO.	DESCRIPTION
1923	06850	Crimping/Stripping Combination Tool

SPECIFICATIONS	
Strips	8-18 AWG solid, 10-22 AWG stranded
Crimps	10-22 AWG insulated and non-insulated terminals
Cuts	#4-40, #6-32, #8-32, #10-24 and #10-32 screws
Overall Length	8-1/2" (21.6 cm)

Combination Tool

1921



- Crimp, strip and cut wire with a single tool, also cut and re-thread screws.
- Hardened alloy steel with black oxide finish.
- Pivot joints have hardened-steel bushings.
- New, softer grips.
- Precision-ground blades for fast, easy and consistent wire stripping and cutting.
- Note: This is not an insulated tool.

CAT. NO.	UPC NO.	DESCRIPTION
1921	31888	The Terminators Combination Tool

SPECIFICATIONS	
Capacity	PVC or THHN insulation Cut – 22 - 10 AWG (.34 mm ² - 6 mm ²) Strip – 22 - 10 AWG (.34 mm ² - 6 mm ²) Crimp – insulated and non insulated, 22 - 10 AWG (.34 mm ² - 6 mm ²) Terminals and Splices; 7 and 8 mm Ignition Terminals Screws – Cut & Re-thread, 10-24, 10-32, 8-32, 6-32 and 4-40
Length	8-5/8" (22.0 cm)
Weight	.5 lb. (.23 kg)

Hand Tools

INTERNATIONAL

Tel: +1.815.397.7070
Fax: +1.815.397.9247

CANADA

Tel: 800.435.0786
Fax: 800.524.2853

USA

Tel: 800.435.0786
Fax: 800.451.2632

Premium Crimping Tool

NEW

K210



- Storage for two sets of crimping dies in the handles.
- No tools needed to change dies.
- Precision machined for smooth crimping cycles.
- Hardened mechanism components for long term durability.
- Cushioned handles for comfort.
- Full cycle mechanism assures complete crimps, but tool can be opened in mid-cycle if necessary.
- Equipped with 3 crimping die sets for 22-10 AWG insulated terminals (red, yellow, blue), 22-10 AWG uninsulated terminals, and 26-8 AWG wire ferrules.

CAT. NO.	UPC NO.	DESCRIPTION
K210	10872	Crimping Tool with 10873, 10874 & 10875 die sets
10873	10873 R	Die set, 22-10 AWG Insulated Terminals
10874	10874 R	Die set, 22-10 AWG Uninsulated Terminals
10875	10875 R	Die set, 26-8 AWG Wire Ferrules
10876	10876 R	Die set, RG, 58/59/62/71
10877	10877 R	Die set, 20-10 AWG Barrel Connectors

SPECIFICATIONS

Overall Length	9" (23 cm)
Weight	1.35 lbs. (.6 kg)
Insulated Terminals & Splices	22-10 AWG
Uninsulated Terminals & Splices	22-10 AWG
Wire Ferrules	26-8 AWG

Crimping/Stripping Combination Tool

KP1022



KP1022D

- Two die positions permit the KP1022 to crimp both insulated and uninsulated terminals and splices.
- Forged steel and hardened design provides long life.
- Smooth pivot action allows tool to easily be used with one hand.
- Double-cushioned handle grips are easy on the hands.
- Precision machined and hardened cutter blades make wire cutting easy.

CAT. NO. UPC NO. DESCRIPTION

KP1022	02155	Terminal Crimping Tool with molded grip
KP1022D	10633 N	Terminal Crimping Tool with dipped grip

SPECIFICATIONS

Overall Length	9-1/2" (241 mm)
Weight	1.05 lbs. (.48 kg)
Insulated Terminals & Splices	10-22 AWG
Uninsulated Terminals & Splices	10-22 AWG

SCREW & NUT DRIVERS

5-Piece Screwdriver Set



0153-01C

- Heavy-duty construction for longer life.
- Handle marked for easy identification of screwdriver size, type and length.
- Precision-machined tips for accurate fastener contact.
- Strong, durable black phosphate tips prevent chipping of plating.
- High-grade, rust resistant, chrome-plated finish.
- Soft, cushioned grip for extra comfort and torque.
- Exceeds ASME/ANSI specifications.
- Lifetime limited warranty.
- Note: This is not an insulated tool.

CAT. NO. UPC NO. DESCRIPTION

0153-01C	56303	5-Piece Screwdriver Set
0153-01C-CP	95930	5-Piece Screwdriver Set Counter Pack (Qty 5)

SPECIFICATIONS

Contains	3/16" x 6" Cabinet, 1/4" x 4" Keystone, 1/4" x 6" Cabinet, 5/16" x 6" Keystone & #2 x 4" Phillips
Weight	1.38 lbs. (.63 kg)

7-Piece Screwdriver Set



- Heavy-duty construction for longer life.
- Handle marked for easy identification of screwdriver size, type and length.
- Precision-machined tips for accurate fastener contact.
- Strong, durable black phosphate tips prevent chipping of plating.
- High-grade, rust resistant, chrome-plated finish.
- Soft, cushioned grip for extra comfort and torque.
- Exceeds ASME/ANSI specifications.
- Lifetime limited warranty.
- Note: This is not an insulated tool.

CAT. NO.	UPC NO.	DESCRIPTION
0153-02C	54661	7-Piece Screwdriver Set

SPECIFICATIONS	
Contains	3/16" x 4" Cabinet, 3/16" x 6" Cabinet, 1/4" x 4" Keystone, 1/4" x 4" Cabinet, 5/16" x 6" Keystone, #1 x 3" Phillips & #2 x 4" Phillips
Weight	1.63 lbs. (.74- kg)

Heavy-Duty Keystone Tip Screwdriver



- Square shank allows use of wrench or pliers for added torque.
- Handle marked for easy identification of screwdriver size, type and length.
- Rugged keystone tip for additional strength.
- Precision-machined tips for accurate fastener contact.
- Strong, durable black phosphate tips prevent chipping of plating.
- Soft, cushioned grip for extra comfort and torque.
- Exceeds ASME/ANSI specifications.
- Lifetime limited warranty.
- Note: This is not an insulated tool.

CAT. NO.	UPC NO.	DESCRIPTION: HEAVY DUTY KEYSTONE TIP-
0153-11C	54644	Square Shank 1/4" x 4" Flat Blade Screwdriver
0153-12C	54645	Square Shank 1/4" x 6" Flat Blade Screwdriver
0153-13C	54646	Square Shank 1/4" x 8" Flat Blade Screwdriver
0153-13C-CP	95929	Square Shank 1/4" x 8" Flat Blade Screwdriver Counter Pack (Qty 10)
0153-14C	54647	Square Shank 1/4" x 10" Flat Blade Screwdriver
0153-15C	56304	Square Shank 5/16" x 6" Flat Blade Screwdriver
0153-16C	56305	Square Shank 3/8" x 8" Flat Blade Screwdriver

SPECIFICATIONS	1/4" x 4"	1/4" x 6"	1/4" x 8"
Overall Length	8-11/32" (21.2 cm)	10-11/32" (26.3 cm)	12-11/32" (31.4 cm)
Weight	0.25 lbs. (.11 kg)	0.30 lbs. (.14 kg)	0.35 lbs. (.16 kg)

SPECIFICATIONS	1/4" x 10"	5/16" x 6"	3/8" x 8"
Overall Length	14-11/32" (36.4 cm)	10-15/16" (27.8 cm)	13-7/16" (34.1 cm)
Weight	0.40 lbs. (.18 kg)	0.40 lbs. (.18 kg)	0.55 lbs. (.25 kg)



Hand Tools

INTERNATIONAL

Tel: +1.815.397.7070
Fax: +1.815.397.9247

CANADA

Tel: 800.435.0786
Fax: 800.524.2853

USA

Tel: 800.435.0786
Fax: 800.451.2632

Heavy-Duty Cabinet Tip Screwdriver



0153-21C

- Narrow cabinet tip for limited access applications.
- Handle marked for easy identification of screwdriver size, type and length.
- Precision-machined tips for accurate fastener contact.
- Strong, durable black phosphate tips prevent chipping of plating.
- Soft, cushioned grip for extra comfort and torque.
- Exceeds ASME/ANSI specifications.
- Lifetime limited warranty.
- Note: This is not an insulated tool.

CAT. NO.	UPC NO.	DESCRIPTION: HEAVY DUTY CABINET TIP-
0153-21C	54652	Round Shank 3/16" x 4" Flat Blade Screwdriver
0153-22C	54653	Round Shank 3/16" x 6" Flat Blade Screwdriver
0153-23C	54654	Round Shank 3/16" x 8" Flat Blade Screwdriver
0153-24C	54655	Round Shank 3/16" x 10" Flat Blade Screwdriver
0153-25C	54649	Round Shank 1/4" x 4" Flat Blade Screwdriver
0153-26C	54650	Round Shank 1/4" x 6" Flat Blade Screwdriver
0153-27C	54651	Round Shank 1/4" x 8" Flat Blade Screwdriver

SPECIFICATIONS	3/16" x 4"	3/16" x 6"	3/16" x 8"	3/16" x 10"
Overall Length	7-3/4" (19.7 cm)	9-3/4" (24.8 cm)	11-3/4" (29.8 cm)	13-3/4" (34.9 cm)
Weight	0.15 lbs. (.07 kg)	0.18 lbs. (.08 kg)	0.20 lbs. (.09 kg)	0.22 lbs. (.10 kg)

SPECIFICATIONS	1/4" x 4"	1/4" x 6"	1/4" x 8"
Overall Length	8-11/32" (21.2 cm)	10-11/32" (26.3 cm)	12-11/32" (31.4 cm)
Weight	0.25 lbs. (.11 kg)	0.30 lbs. (.14 kg)	0.35 lbs. (.16 kg)

Stubby Screwdriver



0153-32C



0153-28C

- Precision-machined tips for exact fit.
- Handle marked for easy identification of screwdriver size, type and length.
- Strong, durable black phosphate tips prevent chipping of plating.
- Soft, cushioned grip for extra comfort and torque.
- Exceeds ASME/ANSI specifications.
- Lifetime limited warranty.
- Note: This is not an insulated tool.

CAT. NO.	UPC NO.	DESCRIPTION:
0153-28C	54648	Round Shank 1/4" x 1-1/2" Flat Blade Screwdriver
0153-32C	54657	Heavy Duty Phillips Tip #2 x 1-1/2" Screwdriver
0153-04C	13491	Stubby 2PC Screwdriver Set

SPECIFICATIONS	1/4" x 1-1/2"	#2 x 1-1/2"
Overall Length	3" (7.6 cm)	3" (7.6 cm)
Weight	0.10 lbs. (.05 kg)	0.10 lbs. (.05 kg)

Hand Tools

USA

Tel: 800.435.0786
Fax: 800.451.2632

CANADA

Tel: 800.435.0786
Fax: 800.524.2653

INTERNATIONAL

Tel: +1.815.397.7070
Fax: +1.815.397.9247



Heavy-Duty Phillips Tip Screwdriver



0153-33C



- Precision-machined tips for exact fit.
- Handle marked for easy identification of screwdriver size, type and length.
- Strong, durable black phosphate tips prevent chipping of plating.
- Soft, cushioned grip for extra comfort and torque.
- Exceeds ASME/ANSI specifications.
- Lifetime limited warranty.
- Note: This is not an insulated tool.

CAT. NO.	UPC NO.	DESCRIPTION
0153-31C	54656	Heavy Duty Phillips Tip #1 x 3" Screwdriver
0153-33C	54658	Heavy Duty Phillips Tip #2 x 4" Screwdriver
0153-34C	54659	Heavy Duty Phillips Tip #2 x 6" Screwdriver
0153-35C	54660	Heavy Duty Phillips Tip #3 x 6" Screwdriver
0153-36C	89213	Heavy Duty Phillips Tip #2 x 10" Screwdriver

SPECIFICATIONS	#1 x 3"	#2 x 4"	#2 x 6"
Overall Length	6-3/4" (17.2 cm)	8-5/16" (21.1 cm)	10-5/16" (26.2 cm)
Weight	0.15 lbs. (.07 kg)	0.25 lbs. (.11 kg)	0.30 lbs. (.14 kg)

SPECIFICATIONS	#3 x 6"	#2 x 10"
Overall Length	11" (27.9 cm)	14-5/16" (36.4 cm)
Weight	0.35 lbs. (.16 kg)	0.40 lbs. (.18 kg)

Heavy-Duty Crank Action Screwdriver



0153-51C



- Rotary action allows for fast & convenient insertion of fasteners.
- Precision-machined tips for exact fit.
- Handle marked for easy identification of screwdriver size type and length.
- Strong, durable black phosphate tips prevent chipping of plating.
- Soft, cushioned grip for extra comfort and torque.
- Lifetime limited warranty.
- Note: This is not an insulated tool.

CAT. NO.	UPC NO.	DESCRIPTION
0153-51C	89211	Cabinet Tip 3/16" x 6" Flat Blade Screwdriver
0153-52C	89212	Cabinet Tip 1/4" x 6" Flat Blade Screwdriver
0153-53C	89209	Phillips Tip #1 x 6" Screwdriver
0153-54C	89210	Phillips Tip #2 x 6" Screwdriver
0353-52C	89220	Square-Recess Tip Driver - #1 x 6"
0353-53C	89221	Square-Recess Tip Driver - #2 x 6"

SPECIFICATIONS	3/16" x 6"	1/4" x 6"	#1 x 6"
Overall Length	9-3/4" (24.8 cm)	10-1/8" (25.7 cm)	9-11/16" (24.6 cm)
Weight	0.16 lbs. (.07 kg)	0.25 lbs. (.11 kg)	0.17 lbs. (.08 kg)

SPECIFICATIONS	#2 x 6"	#1 x 6"	#2 x 6"
Overall Length	10-1/4" (26.0 cm)	10-1/8" (25.7 cm)	10-1/8" (25.7 cm)
Weight	0.25 lbs. (.11 kg)	0.25 lbs. (.11 kg)	0.25 lbs. (.11 kg)

Hand Tools

INTERNATIONAL

Tel: +1.815.397.7070
Fax: +1.815.397.9247

CANADA

Tel: 800.435.0786
Fax: 800.524.2853

USA

Tel: 800.435.0786
Fax: 800.451.2632

9-In-1 Multi-Tool Driver



NEW



0153-43C

- Versatile multi-bit screwdriver, 9 tools in one.
- Drive hex nuts, Phillips, Square-recess and slotted fasteners.
- High-grade, rust resistant, chrome-plated finish.
- Precision machined, hardened steel bits.
- Soft, cushioned grip for extra comfort and torque.
- Lifetime limited warranty.
- Note: This is not an insulated tool.

CAT. NO.	UPC NO.	DESCRIPTION
0153-43C	13490	9-In-1 Multi-tool, Contains bits: #1 & #2 Phillips, #1 & #2 Square Recess and 3/16" & 1/4" Flat Tip Socket sizes included: 1/4", 5/16" & 3/8"
9953-15	10628	Replacement bits 9-In-1

SPECIFICATIONS

Length	8" (203 mm)
Weight	.45 lbs. (.2 kg)
Bit Sizes	#1 & #2 Phillips, #1 & #2 Square Recess, 3/16" & 1/4" Flat Tip
Socket Sizes	1/4", 5/16" & 3/8"

6-In-1 Multi-Tool



0153-42C



- Versatile multi-bit screwdriver, 6 tools in one.
- Precision machined, hardened steel bits.
- High-grade, rust resistant, chrome-plated finish.
- Soft, cushioned grip for extra comfort and torque.
- Lifetime limited warranty.
- Note: This is not an insulated tool.

CAT. NO.	UPC NO.	DESCRIPTION
0353-41C	89218	6-In-1 Multi-tool, Contains: #1 & #2 Square Recess, 6mm Flat-Tip & #2 Phillips and 1/4" & 5/16" Hex.
0153-42C	56308	6-In-1 Multi-tool, Contains: 3/16" & 1/4" Flat-Tip, #1 & #2 Phillips and 5/16 & 1/4" Hex.
0153-42-CP	95933	6-In-1 Multi-tool Counter Pack (Qty 5)
9953-13	56310	Replacement bits – 3/16" & 1/4" Flat-tip and #1 & #2 Phillips
9953-14	89219	Replacement bits – #1 & #2 Square Recess and 6mm Flat Tip & #2 Phillips

SPECIFICATIONS

Length	7-1/8" (20.6 cm)
Weight	.42 lbs. (.19 kg)
Bit Sizes	#1 & #2 Square Recess, 6mm Flat-tip, #2 Phillips and 5/16" & 1/4" Hex

Hand Tools

USA

Tel: 800.435.0786
Fax: 800.451.2632

CANADA

Tel: 800.435.0786
Fax: 800.524.2653

INTERNATIONAL

Tel: +1.815.397.7070
Fax: +1.815.397.9247



Mini Screwdriver Set



NEW



0153-03C

- Precision machined tips for exact fastener fit.
- Strong durable black phosphate tips to prevent chipping or plating.
- Handle marked for easy identification of screwdriver size and type.
- Soft, cushioned grip for extra comfort and no slipping.
- Designed to meet ASME/ANSI specifications.
- Lifetime limited warranty.
- Note: This is not an insulated tool.

CAT. NO.	UPC NO.	DESCRIPTION
0153-03C	13438	4-Piece Mini Screwdriver Set (Round Shank): Sizes #0 Phillips, 1/16" Keystone, 3/32" Cabinet & 1/8" Cabinet

SPECIFICATIONS

Weight	.16 lbs. (.08 kg)
--------	-------------------

7-Piece Nut Driver Set



0253-01C

- Rugged hollow shaft for screw clearance.
- Heavy-duty construction for longer life.
- Handle and shaft marked for easy identification of nut driver size.
- Precision 6-point sockets for accurate fastener fit.
- High-grade, rust resistant, chrome-plated finish.
- Soft, cushioned grip for extra comfort and torque.
- Exceeds ASME/ANSI specifications.
- Lifetime limited warranty.
- Note: This is not an insulated tool.

STANDARD

CAT. NO.	UPC NO.	DESCRIPTION
0253-01C	54671	7-Piece Nut Driver Set (3" Shank): Sizes 3/16", 1/4", 5/16", 11/32", 3/8", 7/16" & 1/2"

SPECIFICATIONS

Weight	1.65 lbs. (.75 kg)
--------	--------------------

METRIC

CAT. NO.	UPC NO.	DESCRIPTION
0253-02C	89225	7-Piece Nut Driver Set (75mm Shank): Sizes 5mm, 5.5mm, 6mm, 7mm, 8mm, 9mm & 10mm

SPECIFICATIONS

Weight	1.65 lbs. (.75 kg)
--------	--------------------



Heavy-Duty Nut Drivers



0253-16C

- Rugged hollow shaft for bolt clearance.
- Heavy-duty construction for longer life.
- Handle color marked for easy identification of nut driver size.
- Precision 6-point sockets for accurate fastener fit.
- High-grade, rust resistant, chrome-plated finish.
- Soft, cushioned grip for extra comfort and torque.
- Exceeds ASME/ANSI specifications.
- Lifetime limited warranty.
- Note: This is not an insulated tool.



STANDARD

CAT. NO.	UPC NO.	DESCRIPTION
0253-11C	54664	Heavy-Duty Nut Driver 3/16" x 3"
0253-12C	54665	Heavy-Duty Nut Driver 1/4" x 3"
0253-13C	54666	Heavy-Duty Nut Driver 5/16" x 3"
0253-14C	54667	Heavy-Duty Nut Driver 11/32" x 3"
0253-15C	54668	Heavy-Duty Nut Driver 3/8" x 3"
0253-16C	54669	Heavy-Duty Nut Driver 7/16" x 3"
0253-17C	54670	Heavy-Duty Nut Driver 1/2" x 3"

SPECIFICATIONS	3/16" x 3"	1/4" x 3"	5/16" x 3"
Overall Length	7-5/16" (18.6 cm)	7-5/16" (18.6 cm)	7-5/16" (18.6 cm)
Weight	0.20 lbs. (.09 kg)	0.20 lbs. (.09 kg)	0.20 lbs. (.09 kg)

SPECIFICATIONS	11/32" x 3"	3/8" x 3"	7/16" x 3"	1/2" x 3"
Overall Length	7-5/16" (18.6 cm)	7-5/16" (18.6 cm)	7-5/16" (18.6 cm)	7-7/8" (20.0 cm)
Weight	0.20 lbs. (.09 kg)	0.20 lbs. (.09 kg)	0.25 lbs. (.11 kg)	0.33 lbs. (.14 kg)

METRIC

CAT. NO.	UPC NO.	DESCRIPTION
0253-33C	89228	Heavy-Duty Nut Driver 5mm x 75mm
0253-34C	89229	Heavy-Duty Nut Driver 5.5mm x 75mm
0253-35C	89230	Heavy-Duty Nut Driver 6.0mm x 75mm
0253-36C	89231	Heavy-Duty Nut Driver 7.0mm x 75mm
0253-37C	89232	Heavy-Duty Nut Driver 8.0mm x 75mm
0253-38C	89233	Heavy-Duty Nut Driver 9.0mm x 75mm
0253-39C	89234	Heavy-Duty Nut Driver 10.0mm x 75mm
0253-41C	89235	Heavy-Duty Nut Driver 11.0mm x 75mm
0253-42C	89236	Heavy-Duty Nut Driver 12.0mm x 75mm
0253-43C	89237	Heavy-Duty Nut Driver 13.0mm x 75mm

SPECIFICATIONS	5mm x 75mm	5.5mm x 75mm	6.0mm x 75mm	7.0mm x 75mm
Overall Length	7-5/16" (18.6 cm)	7-5/16" (18.6 cm)	7-5/16" (18.6 cm)	7-5/16" (18.6 cm)
Weight	0.20 lbs. (.09 kg)	0.20 lbs. (.09 kg)	0.20 lbs. (.09 kg)	0.20 lbs. (.09 kg)

SPECIFICATIONS	8.0mm x 75mm	9.0mm x 75mm	10.0mm x 75mm
Overall Length	7-5/16" (18.6 cm)	7-5/16" (18.6 cm)	7-5/16" (18.6 cm)
Weight	0.20 lbs. (.09 kg)	0.20 lbs. (.09 kg)	0.20 lbs. (.09 kg)

SPECIFICATIONS	11.0mm x 75mm	12.0mm x 75mm	13.0mm x 75mm
Overall Length	7-5/16" (18.6 cm)	7-7/8" (20.0 cm)	7-7/8" (20.0 cm)
Weight	0.20 lbs. (.09 kg)	0.33 lbs. (.14 kg)	0.33 lbs. (.14 kg)

Hand Tools

USA

Tel: 800.435.0786
Fax: 800.451.2632

CANADA

Tel: 800.435.0786
Fax: 800.524.2653

INTERNATIONAL

Tel: +1.815.397.7070
Fax: +1.815.397.9247

2-Piece Stubby Nut Driver Set



NEW



0253-05-S

- Rugged hollow shaft for screw clearance.
- Precision 6-point sockets for accurate fastener fit.
- Handles marked for easy identification of nut driver size.
- High-grade, rust resistant, chrome-plated finish.
- Soft, cushioned grip for extra comfort and torque.
- Exceeds ASME/ANSI specifications.
- Lifetime limited warranty.
- Note: This is not an insulated tool.

CAT. NO.	UPC NO.	DESCRIPTION
0253-05-S	13520	2-Piece Stubby Nut Driver Set (1-1/2" Shank): Sizes 1/4" & 5/16"

SPECIFICATIONS	1/4"	5/16"
Overall Length	3-3/4" (95 mm)	3-3/4" (95 mm)
Weight	0.13 lbs. (.06 kg)	0.13 lbs. (.06 kg)

4-Piece Square-Recess Tip Driver Set



0353-01C

- Precision tip for accurate fastener fit.
- Handle marked and color coded for easy identification of screwdriver size and type.
- Heavy-duty construction for longer life.
- High-grade, rust resistant, chrome-plated finish.
- Soft, cushioned grip for extra comfort and torque.
- Exceeds ASME/ANSI specifications.
- Lifetime limited warranty.
- Note: This is not an insulated tool.

CAT. NO.	UPC NO.	DESCRIPTION
0353-01C	54695	4-Piece Square-Recess Tip Driver Set, Contains - #0 x 4", #1 x 4", #2 x 4", & #3 x 4"

SPECIFICATIONS	
Weight	1.0 lbs. (.45 kg)

Square-Recess Tip Drivers



0353-13C

- Precision tip for accurate fastener fit.
- Handle marked and color coded for easy identification of screwdriver size and type.
- Heavy-duty construction for longer life.
- High-grade, rust resistant, chrome-plated finish.
- Soft, cushioned grip for extra comfort and torque.
- Exceeds ASME/ANSI specifications.
- Lifetime limited warranty.
- Note: This is not an insulated tool.

CAT. NO.	UPC NO.	DESCRIPTION
0353-11C	54688	Square-Recess Tip Driver - #0 x 4"
0353-12C	54689	Square-Recess Tip Driver - #1 x 4"
0353-13C	54691	Square-Recess Tip Driver - #2 x 4"
0353-14C	54693	Square-Recess Tip Driver - #3 x 4"
0353-21C	89214	Square-Recess Tip Driver - #0 x 8"
0353-22C	89215	Square-Recess Tip Driver - #1 x 8"
0353-23C	89216	Square-Recess Tip Driver - #2 x 8"
0353-24C	89217	Square-Recess Tip Driver - #3 x 8"

SPECIFICATIONS	#0 x 4"	#1 x 4"	#2 x 4"	#3 x 4"
Overall Length	7-3/4" (19.7 cm)	7-3/4" (19.7 cm)	8-1/4" (21.0 cm)	8-1/4" (21.0 cm)
Weight	0.20 lbs. (.09 kg)	0.20 lbs. (.09 kg)	0.30 lbs. (.14 kg)	0.30 lbs. (.14 kg)

SPECIFICATIONS	#0 x 8"	#1 x 8"	#2 x 8"	#3 x 8"
Overall Length	11-3/4" (29.8 cm)	11-3/4" (29.8 cm)	11-3/4" (29.8 cm)	11-3/4" (29.8 cm)
Weight	0.4 lbs. (.18 kg)	0.4 lbs. (.18 kg)	0.4 lbs. (.18 kg)	0.4 lbs. (.18 kg)

Stubby Square-Recess Tip Driver



0353-32C

- Precision tip for accurate fastener fit.
- Handle marked and color coded for easy identification of screwdriver size and type.
- Heavy-duty construction for longer life.
- High-grade, rust resistant, chrome-plated finish.
- Soft, cushion grip for extra comfort and torque.
- Exceeds ASME/ANSI specifications.
- Lifetime limited warranty.
- Note: This is not an insulated tool.

CAT. NO.	UPC NO.	DESCRIPTION
0353-02C	89222	2-Piece Square-Recess Tip Stubby Driver Set, Contains - #1 & #2
0353-32C	89223	Square-Recess Tip Driver - #1 x 1-1/2"
0353-33C	89224	Square-Recess Tip Driver - #2 x 1-1/2"

SPECIFICATIONS	2-Piece Set	#1 x 1 - 1/2"	#2 x 1 - 1/2"
Overall Length		3" (7.6 cm)	3" (7.6 cm)
Weight	0.22 lbs. (.1 kg)	0.11 lbs. (.05 kg)	0.11 lbs. (.05 kg)

Screw-Holding Screwdriver



0453-15C



- The industry's finest screw-holding device, available for either slotted or Phillips screws.
- Easily holds screw in place when installing in hard-to-reach locations.
- Precision tip for accurate fastener fit.
- Heavy-duty construction for longer life.
- Soft, cushioned grip for extra comfort and torque.
- Handle marked for easy identification of screwdriver size and type.
- Lifetime limited warranty.
- Note: This is not an insulated tool.

CAT. NO.	UPC NO.	DESCRIPTION:
0453-11C	56311	Screw-holding Screwdriver 3/32" x 5"
0453-12C	56312	Screw-holding Screwdriver 1/8" x 5"
0453-13C	56313	Screw-holding Screwdriver 5/32" x 5"
0453-14C	56314	Screw-holding Screwdriver 3/16" x 6"
0453-15C	56315	Screw-holding Screwdriver 1/4" x 7"
0453-16C	56316	Screw-holding Screwdriver Phillips Tip #0 x 5"
0453-17C	56317	Screw-holding Screwdriver Phillips Tip #1 x 5"
0453-18C	56318	Screw-holding Screwdriver Phillips Tip #2 x 7"

SPECIFICATIONS	3/32"	1/8"	5/32"	3/16"
Overall Length	6-5/8" (16.8 cm)	8-5/8" (21.9 cm)	8-5/8" (21.9 cm)	8-5/8" (21.9 cm)
Weight	.10 lbs. (.05 kg)	.16 lbs. (.07 kg)	.16 lbs. (.07 kg)	.16 lbs. (.07 kg)

SPECIFICATIONS	1/4"	#0	#1	#2
Overall Length	11-1/8" (28.3 cm)	6-5/8" (16.8 cm)	8-5/8" (22.0 cm)	11-1/8" (28.3 cm)
Weight	.30 lbs. (.14 kg)	.10 lbs. (.05 kg)	.16 lbs. (.07 kg)	.30 lbs. (.14 kg)

2-Piece Nut Holding Driver Set



NEW



0253-06NH-6

- Precision tapered socket holds nut for one-handed operation.
- Patent pending non-magnetic design will not pick up metal chips.
- Rugged hollow shank for screw clearance.
- Handle marked and color coded for easy identification of nut driver size.
- High-grade, rust resistant, chrome-plated finish.
- Soft, cushioned grip for extra comfort and torque.
- Exceeds ASME/ANSI specifications.
- Lifetime limited warranty.
- Note: This is not an insulated tool.

CAT. NO.	UPC NO.	DESCRIPTION
0253-06NH-6	10629	2-Piece Nut Holding Driver Set (6" Shank): Sizes 1/4" & 5/16"

SPECIFICATIONS	1/4"	5/16"
Overall Length	10-1/4" (260 mm)	10-1/4" (260 mm)
Weight	0.29 lbs. (.13 kg)	0.29 lbs. (.13 kg)

Hand Tools

USA

Tel: 800.435.0786
Fax: 800.451.2632

CANADA

Tel: 800.435.0786
Fax: 800.524.2653

INTERNATIONAL

Tel: +1.815.397.7070
Fax: +1.815.397.9247

Conduit Reaming Screwdriver



- Deburs ID and OD of 1/2", 3/4" and 1" thin wall conduit.
- Handle marked for easy identification.
- Hardened blade for longer life.
- Hooded, flat tip driver used to fasten EMT fittings.
- Soft, cushioned grip for extra comfort and torque.
- Replaceable blade.
- Lifetime limited warranty.
- Note: This is not an insulated tool.

CAT. NO.	UPC NO.	DESCRIPTION
9753-11C	54696	Conduit Reaming Screwdriver
9953-11	56319	Replacement blade, Conduit Reaming Screwdriver

SPECIFICATIONS

Capacity	1/2", 3/4" and 1"
Weight	.49 lbs. (.22 kg)
Overall Length	7-7/16" (18.9 cm)

Scratch Awl



- Integrated steel endcap for durability and long life.
- Heavy-duty construction for piercing and scribing.
- High-grade, rust resistant, chrome-plated finish.
- Soft, cushioned grip for extra comfort.
- Lifetime limited warranty.
- Note: This is not an insulated tool.

CAT. NO.	UPC NO.	DESCRIPTION
9753-12C	54697	Scratch Awl 3"

SPECIFICATIONS

Overall Length	7-7/8" (20.0 cm)
Weight	.22 lbs. (.10 kg)

Bottle Opener



- Heavy-duty construction to handle any size job.
- High-grade, stainless steel for repeated use.
- Soft cushion grip for extra comfort during extended use.
- Handle marked for easy identification.

CAT. NO.	UPC NO.	DESCRIPTION
9753-13C	89249	Bottle Opener

SPECIFICATIONS

Overall Length	6-7/8" (17.5 cm)
Weight	0.22 lbs. (.1 kg)



9753-12C

GREENLEE



9753-13C

GREENLEE

ADJUSTABLE & RATCHETING WRENCHES

Composite Handle Adjustable Wrench



- Patented lightweight ergonomic design reduces user fatigue.
- Precision-machined to tight tolerances for professional feel and smooth operation.
- Wide capacity jaw design provides extra versatility.
- Measuring scale on head for easy sizing.
- Corrosion-resistant finish.
- Exceeds ASME/ANSI specifications.
- Lifetime limited warranty.
- Note: This is not an insulated tool.

CAT. NO.	UPC NO.	DESCRIPTION
0154-08C	56320	Adjustable Wrench Composite Handle 8"
0154-10C	56321	Adjustable Wrench Composite Handle 10"
0154-12C	56322	Adjustable Wrench Composite Handle 12"

SPECIFICATIONS	8"	10"	12"
Overall Length	7-7/8" (20.0 cm)	9-13/16" (24.6 cm)	11-13/16" (30.0 cm)
Weight	0.66 lbs. (.24 kg)	1.03 lbs. (.48 kg)	1.36 lbs. (.62 kg)

Dipped Handle Adjustable Wrench



- Heavy-duty construction to handle any size job.
- Double-dipped vinyl handle for user comfort and slip resistance.
- Precision-machined to tight tolerances for professional feel and smooth operation.
- Wide capacity jaw design provides extra versatility.
- Measuring scale on head for easy sizing.
- Corrosion – resistant finish.
- Exceeds ASME/ANSI specifications.
- Lifetime limited warranty.
- Note: This is not an insulated tool.

CAT. NO.	UPC NO.	DESCRIPTION
0154-06D	89275	Adjustable Wrench Dipped Handle 6"
0154-08D	89291	Adjustable Wrench Dipped Handle 8"
0154-10D	89292	Adjustable Wrench Dipped Handle 10"
0154-12D	89293	Adjustable Wrench Dipped Handle 12"

SPECIFICATIONS	6"	8"	10"	12"
Overall Length	6-7/16" (16.4 cm)	8-7/16" (21.4 cm)	10-3/8" (26.4 cm)	12-3/8" (31.4 cm)
Weight	0.35 lbs. (.16 kg)	0.8 lbs. (.36 kg)	1.17 lbs. (.53 kg)	1.9 lbs. (.86 kg)

Adjustable Wrench



- Heavy-duty construction to handle any size job.
- Precision-machined to tight tolerances for professional feel and smooth operation.
- Wide capacity jaw design provides extra versatility.
- Measuring scale on head for easy sizing.
- Corrosion-resistant finish.
- Exceeds ASME/ANSI specifications.
- Lifetime limited warranty.
- Note: This is not an insulated tool.

CAT. NO.	UPC NO.	DESCRIPTION
0154-06	89276	Adjustable Wrench 6"
0154-08	55483	Adjustable Wrench 8"
0154-10	55484	Adjustable Wrench 10"
0154-12	55485	Adjustable Wrench 12"

SPECIFICATIONS	6"	8"	10"	12"
Overall Length	6-7/16" (16.4 cm)	8-7/16" (21.4 cm)	10-3/8" (26.4 cm)	12-3/8" (31.4 cm)
Weight	0.35 lbs. (.16 kg)	0.8 lbs. (.36 kg)	1.17 lbs. (.53 kg)	1.9 lbs. (.86 kg)

Hand Tools

USA

Tel: 800.435.0786
Fax: 800.451.2632

CANADA

Tel: 800.435.0786
Fax: 800.524.2653

INTERNATIONAL

Tel: +1.815.397.7070
Fax: +1.815.397.9247



0254-11



- 9 piece set for convenience and versatility (including sizes 5/64", 3/32", 7/64", 1/8", 9/64", 5/32", 3/16", 7/32", 1/4").
- One-piece, powder-coated handle/case for corrosion resistance.
- Laser-etched sizes on case for easy identification.
- Heat-treated and tempered for extra strength and durability.
- Exceeds ASME/ANSI specifications.
- Lifetime limited warranty.
- Note: This is not an insulated tool.

CAT. NO.	UPC NO.	DESCRIPTION
0254-11	56323	9-Piece Folding Hex-key Set: Sizes - 5/64", 3/32", 7/64", 1/8", 9/64", 5/32", 3/16", 7/32" & 1/4"

SPECIFICATIONS

Overall Length	4-3/8" (11.1 cm)
Weight	0.48 lbs. (.22 kg)

9-Piece Folding Ball-End Hex-Key Set - Standard



0254-12



- 9 piece set for convenience and versatility (including sizes 5/64", 3/32", 7/64", 1/8", 9/64", 5/32", 3/16", 7/32", 1/4").
- Ball-end design allows for angled use up to 30 degrees.
- One-piece, powder-coated handle/case for corrosion resistance.
- Laser-etched sizes on case for easy identification.
- Heat-treated and tempered for extra strength and durability.
- Exceeds ASME/ANSI specifications.
- Lifetime limited warranty.
- Note: This is not an insulated tool.

CAT. NO.	UPC NO.	DESCRIPTION
0254-12	55482	9-Piece Folding Ball-end Hex-key Set: Sizes - 5/64", 3/32", 7/64", 1/8", 9/64", 5/32", 3/16", 7/32" & 1/4"

SPECIFICATIONS

Overall Length	4-3/8" (11.1 cm)
Weight	0.48 lbs. (.22 kg)

9-Piece Folding Hex-Key Set - Metric



0254-31



- 9 piece set for convenience and versatility (including sizes 1.5, 2, 2.5, 3, 4, 5, 6, 8 and 10 mm).
- One-piece, powder-coated handle/case for corrosion resistance.
- Laser-etched sizes on case for easy identification.
- Heat-treated and tempered for extra strength and durability.
- Exceeds ASME/ANSI specifications.
- Lifetime limited warranty.
- Note: This is not an insulated tool.

CAT. NO.	UPC NO.	DESCRIPTION
0254-31	89267	9-Piece Folding Hex-key Set: Sizes - 1.5, 2, 2.5, 3, 4, 5, 5.5, 6, and 7mm.

SPECIFICATIONS

Overall Length	4-3/8" (11.1 cm)
Weight	0.51 lbs. (.23 kg)

7-Piece Combination Ratcheting Wrench Set - Standard



0354-01

- Compact reversible switch allows a 15° offset of the box end for clearance of obstacles.
- “Five-degree” ratcheting design for versatility and ease of use in tight spaces.
- Polished chrome finish for superior corrosion resistance.
- Precision heads for accurate fastener fit.
- Hardened for durability and longer life.
- Exceeds ASME/ANSI specifications.
- Lifetime limited warranty.
- Note: This is not an insulated tool.

CAT. NO.	UPC NO.	DESCRIPTION
0354-01	55501	7-Piece Combination Ratcheting Wrench Set: Contains - Sizes 1/4", 5/16", 3/8", 7/16", 1/2", 9/16" & 5/8"

SPECIFICATIONS

Weight	1.25 lbs. (.57 kg)
---------------	--------------------

Combination Ratcheting Wrenches - Standard



0354-15

- Compact reversible switch allows a 15° offset of the box end for clearance of obstacles.
- “Five-degree” ratcheting design for versatility and ease of use in tight spaces.
- Polished chrome finish for superior corrosion resistance.
- Precision heads for accurate fastener fit.
- Hardened for durability and longer life.
- Exceeds ASME/ANSI specifications.
- Lifetime limited warranty.
- Note: This is not an insulated tool.

SPECIFICATIONS	1/4"	5/16"	3/8"	7/16"
Overall Length	5-5/16" (13.5 cm)	5-5/16" (13.5 cm)	6-1/8" (15.9 cm)	6-1/2" (16.8 cm)
Weight	.09 lbs. (.04 kg)	.08 lbs. (.08 kg)	.12 lbs. (.05 kg)	.16 lbs. (.07 kg)

SPECIFICATIONS	1/2"	9/16"	5/8"
Overall Length	7" (18 cm)	7-3/8" (19 cm)	8-3/8" (21.6 cm)
Weight	.22 lbs. (.10 kg)	.26 lbs. (.12 kg)	.37 lbs. (.17 kg)

SPECIFICATIONS	11/16"	3/4"	13/16"
Overall Length	9-1/16" (23 cm)	9-3/4" (24.8 cm)	11-1/8" (28.3 cm)
Weight	.45 lbs. (.2 kg)	.53 lbs. (.24 kg)	.79 lbs. (.36 kg)

SPECIFICATIONS	7/8"	15/16"	1"
Overall Length	11-1/8" (28.3 cm)	12-11/16" (32.2 cm)	12-11/16" (32.2 cm)
Weight	.79 lbs. (.36 kg)	1.1 lbs. (.5 kg)	1.1 lbs. (.5 kg)

SPECIFICATIONS	1-1/16"	1-1/8"	1-1/4"
Overall Length	14" (35.6 cm)	16.5" (41.9 cm)	16.5" (41.9 cm)
Weight	1.44 lbs. (.55 kg)	2.05 lbs. (.93 kg)	2.05 lbs. (.93 kg)

CAT. NO.	UPC NO.	DESCRIPTION
0354-11	55494	Combination Ratcheting Wrench 1/4"
0354-12	55495	Combination Ratcheting Wrench 5/16"
0354-13	55496	Combination Ratcheting Wrench 3/8"
0354-14	55497	Combination Ratcheting Wrench 7/16"
0354-15	55498	Combination Ratcheting Wrench 1/2"
0354-16	55499	Combination Ratcheting Wrench 9/16"
0354-17	55500	Combination Ratcheting Wrench 5/8"
0354-18	89268	Combination Ratcheting Wrench 11/16"
0354-19	89269	Combination Ratcheting Wrench 3/4"
0354-20	89270	Combination Ratcheting Wrench 13/16"
0354-21	89271	Combination Ratcheting Wrench 7/8"
0354-22	89272	Combination Ratcheting Wrench 15/16"
0354-23	89273	Combination Ratcheting Wrench 1"
0354-24	13517	Combination Ratcheting Wrench 1-1/16"
0354-25	13518	Combination Ratcheting Wrench 1-1/8"
0354-26	13519	Combination Ratcheting Wrench 1-1/4"

7-Piece Combination Ratcheting Wrench Set - Metric



0354-02

- Compact reversible switch allows a 15° offset of the box end for clearance of obstacles.
- “Five-degree” ratcheting design for versatility and ease of use in tight spaces.
- Polished chrome finish for superior corrosion resistance.
- Precision heads for accurate fastener fit.
- Hardened for durability and longer life.
- Exceeds ASME/ANSI specifications.
- Lifetime limited warranty.
- Note: This is not an insulated tool.

CAT. NO.	UPC NO.	DESCRIPTION
0354-02	89274	7-Piece Combination Ratcheting Wrench Set: Contains - Sizes 7, 9, 10, 11, 13, 14, and 15 mm

SPECIFICATIONS

Weight	1.3 lbs. (.60 kg)
--------	-------------------

Combination Ratcheting Wrenches - Metric



0354-55

- Compact reversible switch allows a 15° offset of the box end for clearance of obstacles.
- “Five-degree” ratcheting design for versatility and ease of use in tight spaces.
- Polished chrome finish for superior corrosion resistance.
- Precision heads for accurate fastener fit.
- Hardened for durability and longer life.
- Exceeds ASME/ANSI specifications.
- Lifetime limited warranty.
- Note: This is not an insulated tool.

SPECIFICATIONS	6mm	7mm	8mm
Overall Length	5-5/16" (13.5 cm)	5-5/16" (13.5 cm)	5-5/16" (13.5 cm)
Weight	0.08 lbs. (.04 kg)	0.09 lbs. (.04 kg)	0.08 lbs. (.04 kg)

SPECIFICATIONS	9mm	10mm	11mm
Overall Length	5-9/16" (14.1 cm)	6-3/16" (15.7 cm)	6-9/16" (16.7 cm)
Weight	0.10 lbs. (.05 kg)	0.14 lbs. (.06 kg)	0.16 lbs. (.07 kg)

SPECIFICATIONS	12mm	13mm	14mm
Overall Length	6-13/16" (17.3 cm)	7-1/16" (17.9 cm)	7-7/16" (18.9 cm)
Weight	0.18 lbs. (.08 kg)	0.22 lbs. (.1 kg)	0.27 lbs. (.12 kg)

SPECIFICATIONS	15mm	16mm	17mm
Overall Length	7-13/16" (19.8 cm)	8-7/16" (21.4 cm)	9-1/6" (23 cm)
Weight	0.31 lbs. (.14 kg)	0.35 lbs. (.16 kg)	.44 lbs. (.2 kg)

SPECIFICATIONS	18mm	19mm
Overall Length	9-3/8" (23.8 cm)	9-11/16" (24.6 cm)
Weight	0.47 lbs. (.21 kg)	0.57 lbs. (.26 kg)

CAT. NO.	UPC NO.	DESCRIPTION
0354-51	89277	Combination Ratcheting Wrench 6mm
0354-52	89278	Combination Ratcheting Wrench 7mm
0354-53	89279	Combination Ratcheting Wrench 8mm
0354-54	89280	Combination Ratcheting Wrench 9mm
0354-55	89281	Combination Ratcheting Wrench 10mm
0354-56	89282	Combination Ratcheting Wrench 11mm
0354-57	89283	Combination Ratcheting Wrench 12mm
0354-58	89284	Combination Ratcheting Wrench 13mm
0354-59	89285	Combination Ratcheting Wrench 14mm
0354-60	89286	Combination Ratcheting Wrench 15mm
0354-61	89287	Combination Ratcheting Wrench 16mm
0354-62	89288	Combination Ratcheting Wrench 17mm
0354-63	89289	Combination Ratcheting Wrench 18mm
0354-64	89290	Combination Ratcheting Wrench 19mm

Hand Tools

INTERNATIONAL

Tel: +1.815.397.7070
Fax: +1.815.397.9247

CANADA

Tel: 800.435.0786
Fax: 800.524.2853

USA

Tel: 800.435.0786
Fax: 800.451.2632

INSULATED DRIVERS

6-Piece Insulated Screwdriver Set



1000 V



- Rated to 1000 V AC.
- Meets the IEC 60900 and ASTM F1505 standards.
- Heavy-duty construction for longer life.
- Precision-machined tips for accurate fastener contact.
- Strong, durable black phosphate plating prevents chipping and reduces slipping.
- Ergonomically designed handle for added comfort and torque.
- Lifetime limited warranty.

CAT. NO.	UPC NO.	DESCRIPTION
0157-011	56325	6-Piece Insulated Screwdriver Set Contains - 3/32" x 3", 5/32" x 4", 7/32" x 5", 1/4" x 6", #1 x 3-1/8" & #2 x 4"

SPECIFICATIONS

Weight	0.77 lbs. (.35 kg)
--------	--------------------

Insulated Screwdrivers



1000 V



- Rated to 1000 V AC.
- Meets the IEC 60900 and ASTM F1505 standards.
- Heavy-duty construction for longer life.
- Precision-machined tips for accurate fastener contact.
- Strong, durable black phosphate plating prevents chipping and reduces slipping.
- Ergonomically designed handle for added comfort and torque.
- Lifetime limited warranty.

CAT. NO.	UPC NO.	DESCRIPTION
0157-11I	56326	Insulated Screwdriver 3/32" x 3"
0157-12I	56327	Insulated Screwdriver 5/32" x 4"
0157-13I	56328	Insulated Screwdriver 7/32" x 5"
0157-14I	56329	Insulated Screwdriver 1/4" x 6"
0157-17I	56332	Insulated Screwdriver #1 x 3-1/8"
0157-18I	56333	Insulated Screwdriver #2 x 4"

SPECIFICATIONS	3/32"	5/32"	7/32"
Overall Length	5-3/4" (14.6 cm)	7-7/8" (20 cm)	8-7/8" (22.6 cm)
Weight	.04 lbs. (.02 kg)	.05 lbs. (.13 kg)	.16 lbs. (.07 kg)

SPECIFICATIONS	1/4"	#1	#2
Overall Length	10-1/4" (26 cm)	7-1/8" (18.1 cm)	8-1/4" (20.6 cm)
Weight	.25 lbs. (.09 kg)	.13 lbs. (.06 kg)	.19 lbs. (.09 kg)

Hand Tools

USA

Tel: 800.435.0786
Fax: 800.451.2632

CANADA

Tel: 800.435.0786
Fax: 800.524.2653

INTERNATIONAL

Tel: +1.815.397.7070
Fax: +1.815.397.9247

7-Piece Insulated Nut Driver Set



1000 V

0257-011



- Rated to 1000 V AC.
- Meets the IEC 60900 and ASTM F1505 standards.
- Heavy-duty construction for longer life.
- Rugged deep well sockets for screw clearance.
- Precision sockets for accurate fastener fit.
- Ergonomically designed handle for added comfort and torque.
- Lifetime limited warranty.

CAT. NO.	UPC NO.	DESCRIPTION
0257-011	54679	7-Piece Insulated Nut Driver Set: Contains - Sizes 3/16", 1/4", 5/16", 11/32", 3/8", 7/16" & 1/2"

SPECIFICATIONS

Weight	1.40 lbs. (.64 kg)
---------------	--------------------

Insulated Nut Drivers



1000 V

0257-111



- Rated to 1000 V AC.
- Meets the IEC 60900 and ASTM F1505 standards.
- Heavy-duty construction for longer life.
- Rugged deep well sockets for screw clearance.
- Precision sockets for accurate fastener fit.
- Ergonomically designed handle for added comfort and torque.
- Lifetime limited warranty.

CAT. NO.	UPC NO.	DESCRIPTION
0257-111	54672	Insulated Nut Driver 3/16" x 5"
0257-121	54673	Insulated Nut Driver 1/4" x 5"
0257-131	54674	Insulated Nut Driver 5/16" x 5"
0257-141	54675	Insulated Nut Driver 11/32" x 5"
0257-151	54676	Insulated Nut Driver 3/8" x 5"
0257-161	54677	Insulated Nut Driver 7/16" x 5"
0257-171	54678	Insulated Nut Driver 1/2" x 5"

SPECIFICATIONS	3/16"	1/4"	5/16"	11/32"
Overall Length	9-1/4" (23.5 cm)	9-1/4" (23.5 cm)	9-1/4" (23.5 cm)	9-1/4" (23.5 cm)
Weight	0.20 lbs. (.09 kg)	0.20 lbs. (.09 kg)	0.20 lbs. (.09 kg)	0.20 lbs. (.09 kg)

SPECIFICATIONS	3/8"	7/16"	1/2"
Overall Length	9-1/4" (23.5 cm)	9-1/4" (23.5 cm)	9-1/4" (23.5 cm)
Weight	0.20 lbs. (.09 kg)	0.20 lbs. (.09 kg)	0.20 lbs. (.09 kg)

Hand Tools

INTERNATIONAL

Tel: +1.815.397.7070
Fax: +1.815.397.9247

CANADA

Tel: 800.435.0786
Fax: 800.524.2853

USA

Tel: 800.435.0786
Fax: 800.451.2632

CUTTING TOOLS

Aviation Snips

NEW

0653-01L



0653-01R



0653-01S



- Drop-forged, chrome-moly steel blades with serrated edges.
- Includes left, right and straight-cut versions with color coded grips green (right), yellow (straight), red (left).
- Cuts up to 18-gauge steel or 24-gauge stainless.
- Auto-release latch for one-handed operation.
- Compound leverage design reduces effort required by user.
- Meets ANSI/ASTM standards.

CAT. NO.	UPC NO.	DESCRIPTION
0653-01L	13393	Left (Red) Aviation Snip molded grip
0653-01R	13394	Right (Green) Aviation Snip molded grip
0653-01S	13395	Straight (Yellow) Aviation Snip molded grip

SPECIFICATIONS	LEFT	RIGHT	STRAIGHT
Overall Length	10" (25 cm)	10" (25 cm)	10" (25 cm)
Weight	0.85 lbs. (.39 kg)	0.85 lbs. (.39 kg)	0.85 lbs. (.39 kg)



Multi-Cable Cutter

1969



- Cuts solid/stranded wire, coaxial cable and multi-conductor cable.
- Curved cutting blade reduces force required and provides a clean cut.
- Anvil cutter for solid/stranded copper wire up to 8 AWG.
- Heavy-duty cutting blades for longer life when cutting coaxial cable.
- Ergonomically designed cushioned handles add superior comfort and reduces hand fatigue.
- Opening stop prevents spring from disengaging.
- Lock tab protects cutting edges during storage.
- Note: This is not an insulated tool.

SPECIFICATIONS	
Cuts:	Solid/stranded copper wire up to 8 AWG Coaxial cable up to RG6 Quadshield Multi-conductor cable up to 1/2" (13mm) diameter Holes for shearing #6-32 and #8-32 screws
Overall Length	7" (17.8 cm)
Weight	.375 lbs. (.17 kg)

CAT. NO.	UPC NO.	DESCRIPTION
1969	23948	Multi-Cable Cutter

Cable Cutter



- Easily cuts heavier copper and aluminum cables up to 2/0 (70 mm²).
- Precision-ground, shear-action, curved cutting blades.
- 727 has PVC-covered, high-leverage handles for easier cuts.
- 727M has cushion grip, high-leverage handles for added comfort.
- Heat-treated for long life.
- Made of heavy-duty forged steel.
- Rust-resistant black oxide finish.
- Note: This is not an insulated tool.

CAT. NO.	UPC NO.	DESCRIPTION
727	31291	Cable Cutter
727M	12629	Cable Cutter with Molded Grip

SPECIFICATIONS	Copper	Aluminum	Comm. Cable
Max Capacity	2/0 (70 mm ²)		
Frequent Use Capacity	#1 AWG (35 mm ²)	2/0 (70 mm ²)	100 pair
Overall Length	9-1/4" (235 mm)		
Weight	1 lb. (.45 kg)		

Utility Knife



- Over-molded for secure, comfortable grip.
- Retractable three-position blade for safety and convenience.
- Easy front-loading design provides for quick blade change.
- Blade storage in pop-up holder.
- Packaged with three heavy-duty patented serrated blades (Cat # 9952-11).
- Note: This is not an insulated tool.

CAT. NO.	UPC NO.	DESCRIPTION
0652-11	54729	Utility Knife with blades
0652-11-CP	95928	Utility Knife with blades Counter Pack (Qty 10)
9952-11	56301	Blades for 0652-11 Utility Knife, 5 pack

SPECIFICATIONS	
Overall Length (closed)	6-3/16" (15.7 cm)
Weight	.44 lb. (.20 kg)

Keyhole Saw



- Integrated blade and handle design provides maximum strength.
- Ergonomic handle with non-slip grip.
- Hardened steel blade with clog-free teeth.
- Pointed tip easily punches through drywall.
- Blade cuts on both push and pull strokes.
- Hole in handle may be used for lanyard or convenient storage.
- Note: This is not an insulated tool.

CAT. NO.	UPC NO.	DESCRIPTION
301A	23641	6" Keyhole Saw

SPECIFICATIONS	
Overall Length	11-5/8" (29.5 mm)
Weight	.27 lb. (.12 kg)

Retractable Saw Set



311

- 6" blade retracts into the handle for convenience and safety.
- Quickly change blade for added versatility.
- Accepts most 6" (or shorter) standard reciprocating saw blades.
- Ergonomically designed handle allows force to be applied both on the push and pull stroke.
- Built-in blade storage area can hold 2 additional blades.
- Adjustable blade can be used at any length or the 3 hard stops can be used for aggressive sawing.
- Jab blade and a bi-metal blade included.
- U.S. Patent #D527,602.
- Note: This is not an insulated tool.

SPECIFICATIONS

Overall Length:	8-3/8"	21.3 cm (33.0 cm blade extended)
Height:	1-3/4"	4.3 cm
Width:	1-1/8"	2.8 cm
Weight:	.35 lbs.	1.6 kg

CAPACITY

Jab Blade	Drywall, Ceiling Tile, Wood
Bimetal Blade	Conduit, Metal, PVC, Plastics

CAT. NO. UPC NO. DESCRIPTION

311	13110	Retractable Saw Set
311-JAB	71945	Jab Blades

12" Heavy Duty Hack Saw



333A

- Over-molded rugged design for heavy-duty use and comfort.
- Fully-adjustable blade tension up to 30,000 psi for longer blade life and faster, accurate cuts.
- Alternative 45° blade mounting allows for flush cutting.
- Mounting for most reciprocating saw blades for extra versatility.
- Handy blade storage in tubular frame.
- Convenient front grip feature for two-handed sawing.
- Complete with bi-metal blade (12"/24 TPI).
- Lifetime limited warranty.

SPECIFICATIONS

Overall Length	15-3/4" (40.0 cm)
Weight	2.15 lbs. (.98 kg)
Max. Blade Tension	30 KSI

CAT. NO. UPC NO. DESCRIPTION

333A	23635	12" Heavy Duty Hacksaw
333-1218	10037	12" (30.5 cm) Bi-metal Blades, 18 teeth per inch, 5 pack
333-1224	10038	12" (30.5 cm) Bi-metal Blades, 24 teeth per inch, 5 pack
333-1232	10039	12" (30.5 cm) Bi-metal Blades, 32 teeth per inch, 5 pack

PVC Saws



322-018

322-013

- "V" tooth design enables straight cuts on both push and pull saw strokes.
- Blade can be resharpened for extended use.
- Pointed blade nose makes drywall surface penetration easy.
- Ergonomic handle is interchangeable with most popular PVC saw brands.

CAT. NO. UPC NO. BLADE LENGTH DESCRIPTION

322-013	00113	13" (33.0 cm)	PVC Saw
322-018	00114	18" (45.7 cm)	PVC Saw
322-113	00115	13" (33.0 cm)	Blade for 00113
322-118	00116	18" (45.7 cm)	Blade for 00114

SPECIFICATIONS

	13"	18"
Overall Length	18.75" (47.6 cm)	23-3/4" (60.3 cm)
Weight	.69 lbs. (.31 kg)	.82 lbs. (.37 kg)

Hand Tools

USA

Tel: 800.435.0786
Fax: 800.451.2632

CANADA

Tel: 800.435.0786
Fax: 800.524.2653

INTERNATIONAL

Tel: +1.815.397.7070
Fax: +1.815.397.9247

PVC Cutters



- Cuts 3/4" schedule 40 PVC
- Cuts 1/8" - 1-3/8" (3-35mm) O.D. flexible plastic pipe
- Diecast aluminum alloy body for added strength and blade guide for square cuts.
- Reversible blade for twice the life.
- Handle latch for safety.

CAT. NO.	UPC NO.	DESCRIPTION
----------	---------	-------------

862	89806	Plastic Pipe Cutter
-----	-------	---------------------

SPECIFICATIONS

Capacity	Up through 1-3/8" O.D. Flexible Plastic Pipe
Weight	0.36 lbs. (0.16 kg)

PVC Cutter for up to 1-1/4"



- Ratchet action for fast, easy cutting.
- Heat-treated, replaceable steel blade for long cutting life.
- Rugged metal alloy frame for durability.

CAT. NO.	UPC NO.	DESCRIPTION
----------	---------	-------------

864	04253	PVC Cutter for up to 1-1/4"
00355	00355	R Blade Kit

SPECIFICATIONS

Capacity	Up thru 1-1/4" PVC
Weight	0.8 lbs. (0.4 kg)

PVC Cutter for up to 2"



- High-leverage compound ratchet action and long handles reduce effort.
- Heavy-duty metal frame for cutting large diameters.
- Replaceable steel blade may be sharpened.


CAT. NO.	UPC NO.	DESCRIPTION
----------	---------	-------------

865	09865	PVC Cutter for up to 2"
07978	07978	Blade
07982	07982	R Pressing Spring
07987	07987	R Ratchet Spring

SPECIFICATIONS

Capacity	Up thru 2" PVC
Weight	2.5 lbs. (1.1 kg)

Flex Splitter[®] MC Flexible Cable/Conduit Cutter



- Cut steel or aluminum metal clad cable or conduit in seconds with a few turns of the crank.
- Thumb screw allows for easy adjustment for cable sizes from 14-2 thru 10-5.
- Spring loaded cable guide allows for quick repeat cuts.
- Easily adjust for the new MC^{ap} tight wound cable.
- Note: This is not an insulated tool.

CAT. NO.	UPC NO.	DESCRIPTION
----------	---------	-------------

1940	34953	Flex Splitter [®] Flexible Metal Conduit Cutter
1941-1	00288	Single Replacement Blade for 1940
1941-5	33735	5 Pack Replacement Blades for 1940

SPECIFICATIONS

Capacity	14/2 to 10/4 BX 3/8" flexible metal conduit
Weight	1940 - 4 lbs. (1.8 kg)

EMT Conduit Cutter



- Patented cutting wheel scores the conduit allowing the user to snap it in two. Eliminates the need to debur the ID.
- Simple to use-just tighten the screw, turn the tool around the conduit, and snap the conduit in two!
- Heavy duty cast body for long life.
- Large smooth spindle knob is easy to grip and doesn't hurt your hand.
- Replaceable cutter wheel.

CAT. NO.	UPC NO.	DESCRIPTION
8600	11915	Conduit Cutter
11917	11917	Cutter Wheel for 8600

SPECIFICATIONS	
Overall Length	FULLY OPEN - 8-1/4" (21.0 cm) • FULLY CLOSED - 7" (17.8 cm)
Weight	1.2 lb. (.55 kg)
Cutting Capacity	Cuts 1/2" and 3/4" diameter EMT electrical conduit

Hand Tools

USA

Tel: 800.435.0786
Fax: 800.451.2632

CANADA

Tel: 800.435.0786
Fax: 800.524.2653

INTERNATIONAL

Tel: +1.815.397.7070
Fax: +1.815.397.9247

TAPE MEASURES, LEVELS, HAMMERS & FLASHLIGHTS

Fiberglass Measuring Tapes

NEW



- 3/4" extra-wide, heavy-duty fiberglass tape is nonconductive.
- High-impact ABS case with rubber bumpers and grip.
- 3 to 1 gear drive for fast rewinds.
- Heavy-duty end hook with loop.
- 2-sided, 2-color tape features decimal feet and fractional inches.
- Magnetic latch retains end hook for storage.
- Steel-reinforced folding handle.
- Note: This is not an insulated tool.

CAT. NO.	UPC NO.	DESCRIPTION
0155-100	13483	Fiberglass Measuring Tapes, double sided, 100'
0155-200	13484	Fiberglass Measuring Tapes, double sided, 200'

SPECIFICATIONS	100'	200'
Overall Length	12" (30.5 cm)	14" (35.6 cm)
Weight	2.1 lbs. (1 kg)	3.1 lbs. (1.4 kg)

Power-Return Tape Measures




- Compact housing fits easily in the hand or pouch.
- Easy to use Click Lock holds tape securely.
- Tough ABS case with rubber over mold.
- Rigid 1" wide nylon coated blade is double-sided.
- Multi-riveted double tang foot for strength.
- 16" and 19.2" stud markings.
- 0155-7MA has Metric and English markings.
- Note: This is not an insulated tool.

CAT. NO.	UPC NO.	DESCRIPTION
0155-25A	12479	Power Return Tape Measure, double tang/sided, 25'
0155-16A	12478	Power Return Tape Measure, double tang/sided, 16'
0155-7MA	12477	Power Return Tape Measure, double tang/sided, 7.5 meter

SPECIFICATIONS	25'	7.5M	16'
Tape Width	1" (2.5 cm)	1" (2.5 cm)	1" (2.5 cm)
Weight	0.89 lbs. (.40 kg)	0.89 lbs. (.40 kg)	.64 lbs. (.29 kg)
Standout	6'	6'	6'

Mini Magnetic Bubble Level



L77

- Professional grade level with bending offset aid.
- Mini torpedo design with handy “no-dog” attachment for bending.
- Three rare earth magnets provide superior holding strength.
- Four vial design - 0°, 90°, 45°, and 30°.
- Machined from aluminum alloy and anodized to aircraft standards.
- Compact size fits easily in tool pouch.
- Cutouts on top of level for easy view of vials.

CAT. NO.	UPC NO.	DESCRIPTION
L77	11617	Mini Magnetic Bubble Level

SPECIFICATIONS

Overall Length	5-1/2" (140 mm)
Width	3/4" (19 mm)
Height	1-1/2" (38 mm)
Weight	.22 lbs. (.10 kg)

Mini-Magnet Laser Level



L97

- Professional grade laser level.
- Mini torpedo design with handy “no dog” attachment for bending.
- Three rare earth magnets provide superior holding strength.
- Compact size with 80-plus yard range.
- Laser is capable of working on all planes.
- Four vial design – 0°, 90°, 45° and 30°.
- Cutouts on top of level for easy view of vials.
- Offsets and calculations permanently laser engraved onto level.
- V-groove on bottom for mounting on conduit.
- Requires (2) "N" style batteries


CAT. NO.	UPC NO.	DESCRIPTION
L97	03582	Laser Level

SPECIFICATIONS

Overall Length	5-5/8" (14.3 cm)
Width	3/4" (1.9 cm)
Height	1-3/4" (4.6 cm)
Weight	.46 lbs. (.21 kg)



Electrician's Torpedo Level



L107

- Professional grade level.
- Perfect for pipe and conduit work.
- Four rare earth magnets allow for hands-free use on metal surfaces.
- Four vial design – 0°, 30°, 45° and 90°.
- Machined from aluminum alloy and anodized to aircraft standards.
- Cutouts on top of level for easy view of vials.

CAT. NO.	UPC NO.	DESCRIPTION
L107	03583	Level, Torpedo

SPECIFICATIONS

Overall Length	8-1/2" (21.6 cm)
Width	3/4" (1.9 cm)
Height	1-1/4" (3.2 cm)
Weight	.34 lbs. (.16 kg)

Flexible LED Flashlight

NEW



FL2AAF

- Small 9/32" head will illuminate tight spaces other flashlights cannot.
- 16" flexible PVC coated cable will bend and hold the desired state.
- Runs up to 100 hours on two AA batteries (included).
- Rugged white LED light source lasts over 50,000 hours.
- Anodized aluminum housing with push-button ON/OFF switch on tail-cap.
- Note: This is not an insulated tool.

CAT. NO.	UPC NO.	DESCRIPTION
FL2AAF	10220	Flexible LED Flashlight

SPECIFICATIONS

Overall Length	21.75" (55.3 cm) <i>Extended</i>
Weight	.33 lbs. (.15 kg) <i>With Batteries</i>

Pocket-Light Flashlight With LEDs



46500

- Made of tough Lexan® polycarbonate.
- Luminous tip so flashlight can be located in the dark.
- Batteries included.
- Lifetime limited warranty.
- Submersible to 500'.

CAT. NO.	UPC NO.	DESCRIPTION
46500	46500	Pocket-Light Flashlight
46533	46533	Lamp Module
46534	46534	O-Ring

Mini Pocket-Light Flashlight



46503

- Includes key ring and handy hat/clothing clip.
- Submersible to 500'.
- Batteries included.
- Made of tough impact resistant ABS.
- Compact pocket and key chain light.

CAT. NO.	UPC NO.	DESCRIPTION
46503	46503	Mini Pocket-Light Flashlight
46533	46533	Lamp Module
46534	46534	O-Ring

Hand Tools

USA

Tel: 800.435.0786
Fax: 800.451.2632

CANADA

Tel: 800.435.0786
Fax: 800.524.2653

INTERNATIONAL

Tel: +1.815.397.7070
Fax: +1.815.397.9247



0156-11

- Elongated neck and narrow striking face for use in boxes and other confined areas.
- Long straight claws designed for electrical fixture removal.
- Lightweight, durable fiberglass handle for shock resistance.
- Cushioned grip and flared handle end for user comfort and to reduce slipping.
- Exceeds ASME/ANSI specifications.
- Lifetime limited warranty.
- Note: This is not an insulated tool.

CAT. NO.	UPC NO.	DESCRIPTION
0156-11	54698	18 oz. Electrician's Hammer

SPECIFICATIONS

Overall Length	12-1/2" (31.8 cm)
Weight	1.70 lbs. (.77 kg)

Straight Claw Hammer



0156-12

- Universal design perfect for a variety of applications.
- Lightweight, durable fiberglass handle for shock resistance.
- Cushioned grip and flared handle end for user comfort and to reduce slipping.
- Exceeds ASME/ANSI specifications.
- Lifetime limited warranty.
- Note: This is not an insulated tool.

CAT. NO.	UPC NO.	DESCRIPTION
0156-12	89266	16 oz. Straight Claw Hammer

SPECIFICATIONS

Overall Length	12-3/4" (32.4 cm)
Weight	1.57 lbs. (.71 kg)

TOOL BAGS, POUCHES, BELTS & WORK GLOVES

20" Electrician's Bag



0158-11

- Constructed of heavy-duty canvas for durability.
- Sixteen canvas, interior & exterior pockets for additional versatility.
- Full-grain leather bottom, sides and riveted buckle straps.
- Washer rivets for extra strength.
- Wrap around handles with reinforced stitching fully support bag bottom for heavy load capacity.
- Reinforced bottom helps retain bag shape, while protecting and supporting tools.
- Large-opening steel-framed mouth with hinge for rugged use and easy access to contents.

CAT. NO.	UPC NO.	DESCRIPTION
0158-11	56334	20" Electrician's Canvas Bag

SPECIFICATIONS

Dimensions	L - 20" (50.8 cm), W- 12" (30.5 cm), H - 10" (25.4 cm)
Weight	4.25 lbs. (1.93 kg)

18" Heavy-Duty Multi-Pocket Bag



0158-12

- Constructed of heavy-duty nylon for longer life.
- Thirty-one multi-use reinforced pockets, inside and out help organize tools and accessories.
- Large-opening steel-framed mouth with hinge and zipper for rugged use and easy access to contents.
- Padded handles and adjustable shoulder strap for comfort and versatility.
- Large interior to easily carry power tools, fish tapes and other large tools.
- Wrap around handles with reinforced stitching fully support bag bottom for heavy load capacity.
- Elastic straps on outside of bag for levels, hammers and crowbars.

CAT. NO.	UPC NO.	DESCRIPTION
0158-12	56335	18" Heavy-Duty Multi-pocket Bag

SPECIFICATIONS

Dimensions	L - 18" (45.7 cm), W- 11" (27.9 cm), H - 10" (25.4 cm)
Weight	3.55 lbs. (1.61 kg)

11" Cordura® Open Tool Carrier



0158-13

- Constructed of a double-layer of rugged, lightweight Cordura® fabric.*
- Versatile thirty-seven pocket and loop design keeps tools organized.
- Large square opening with snap handle allows for easy access to spacious interior and pockets.
- Box-shaped design and sturdy reinforced bottom with rubber feet prevent tipping.
- Heavy-duty box stitching with washer riveting at all stress points for extra strength and longer life.
- Padded handle, adjustable shoulder strap and additional built-in straps for extra versatility.
- Heavy-duty tape measure holder accepts and holds any size tape securely.

CAT. NO.	UPC NO.	DESCRIPTION
0158-13	56336	11" Cordura Open Tool Carrier

SPECIFICATIONS

Dimensions	L - 11" (27.9 cm), W- 9" (22.9 cm), H - 10" (25.4 cm)
Weight	4.55 lbs. (2.07 kg)

*Cordura® is a registered trademark for durable fabric.

16" Tool Carrier with Parts Bin

NEW


0158-19

- Versatile 15-pocket design accommodates a wide variety of hand tools.
- 13" x 9" multi-compartment plastic tray for small parts storage including connectors, wire nuts, screws, etc.
- Padded shoulder strap and carrying handle.
- Metal tool clip, electrical tape strap, tape measure clip and 4 pencil/punch tubes.
- Main pocket with web loops to accommodate large tools.
- Constructed of heavy-duty fabric for durability.
- Steel-reinforced edges to maintain shape.

CAT. NO.	UPC NO.	DESCRIPTION
0158-19	13388	16" Tool Carrier Bag with Parts Bin

SPECIFICATIONS

Dimensions	H - 10" (25.4 cm), D - 10" (25.4 cm), W - 16" (40.6 cm)
Weight	4.1 lbs. (1.9 kg)



Nut Driver Bag

NEW



0158-18

(Nut drivers not included)

- Easily carries up to ten nut drivers or similar size hand tools.
- Drawstring top keeps tools secure.
- Carry handle or belt loop for convenience.
- Compact and portable design keeps nut drivers organized and easily accessible even within a larger tool bag or box..
- Constructed of heavy-duty fabric for durability.
- Reinforced sides to maintain shape.

CAT. NO.	UPC NO.	DESCRIPTION
0158-18	13387	Nut Driver Bag

SPECIFICATIONS		
Dimensions	H - 6-1/2" (16.5 cm), W - 9" (22.9 cm), D - 4" (10.1 cm)	
Weight	.7 lbs. (.32 kg)	

3-Piece Pouch/Belt Combo

NEW



0158-16

- Pouch handles allow for easy carrying and storage without spilling tools.
- Design features two versatile pouches that are removable and interchangeable.
- 3" padded belt features foam core padding for extra comfort and support of heavy tools.
- Double layer heavy-duty fabric for durability; will not rot, crack or mildew.
- Cordless drill holster.
- Includes electrician's metal tape chain, hammer loop and tool clip for convenience.
- Made to fit 29"-46" waist.

CAT. NO.	UPC NO.	DESCRIPTION
0158-16	89205	3-Piece Pouch/Belt Combo

SPECIFICATIONS		
Dimensions	H - 13" (33 cm), D - 5" (12.7 cm), L - 53" (134.6 cm)	
Weight	3.3 lbs. (1.5 kg)	

7 Pocket Caddy

NEW



0158-17

- Constructed of a double-layer of rugged, lightweight Cordura[®] fabric.
- Versatile seven-pocket design easily accommodates a wide variety of professional hand tools.
- Large capacity pockets allow for easy access to contents.
- Extra versatile design may be carried using handle or worn on a tool belt.
- Padded handle design for easy storage.
- Heavy-duty electrical tape chain.
- Heavy-duty tape measure holder accepts and holds any size tape securely.

CAT. NO.	UPC NO.	DESCRIPTION
0158-17	13386	7 Pocket Caddy

SPECIFICATIONS		
Dimensions	H - 11" (27.9 cm), W - 8" (20.3 cm), D - 4" (10.1 cm)	
Weight	.95 lbs. (.43 kg)	

**Cordura[®] is a registered trademark for durable fabric.*

20-Pocket Tool Caddy



0158-15

- Constructed of a double-layer of rugged, lightweight Cordura® fabric.*
- Versatile twenty-pocket design easily accommodates a wide variety of professional hand tools.
- Large capacity pockets allow for easy access to contents.
- Padded handle and shoulder strap design for easy storage and the best way to carry a loaded tool pouch.
- Heavy-duty tool snap and electrical tape strap.
- Steel hammer holder loop.
- Extra versatile design may be carried using shoulder strap or handle, or worn on a tool belt.
- Heavy-Duty tape measure holder accepts and holds any size tape securely.

CAT. NO.	UPC NO.	DESCRIPTION
0158-15	56337	20-Pocket Tool Caddy

SPECIFICATIONS

Dimensions	L - 10" (25.4 cm), W- 7" (17.8 cm), H - 13" (33.0 cm)
Weight	1.45 lbs. (.66 kg)

*Cordura® is a registered trademark for durable fabric.

Heavy-Duty 8-Pocket Leather Pouch



0258-11

- Large, divided main pocket area designed for easy storage and tool access.
- Four smaller compartments for additional tool organization.
- Washer rivets for extra strength.
- Extra large metal tool clip.
- Tapered compartments for tool stability.
- Tape chain included.
- Fits belts up to 3" wide.
- Top grain leather – won't fade or stain.
- Heavy-Duty tape measure holder accepts and holds any size tape securely.

CAT. NO.	UPC NO.	DESCRIPTION
0258-11	56339	Heavy-Duty 8-Pocket Leather Pouch

SPECIFICATIONS

Dimensions	L - 7" (17.8 cm), W- 6" (15.2 cm), H - 10-1/2" (26.7 cm)
Weight	1.8 lbs. (.82 kg)

Heavy-Duty 5-Pocket Leather Pouch



0258-13

- Large main pocket area designed for easy storage and tool access.
- Four smaller compartments for additional tool organization.
- Washer rivets for extra strength.
- Extra large metal tool clip.
- Tapered compartments for tool stability.
- Tape chain included.
- Fits belts up to 3" wide.
- Top grain leather – won't fade or stain.
- Heavy-Duty tape measure holder accepts and holds any size tape securely.

CAT. NO.	UPC NO.	DESCRIPTION
0258-13	56340	Heavy-Duty 5-Pocket Leather Pouch

SPECIFICATIONS

Dimensions	L - 6" (15.2 cm), W- 3-1/2" (8.9 cm), H - 11" (27.9 cm)
Weight	1.2 lbs. (.55 kg)

Heavy-Duty 4-Pocket Leather Pouch



0258-14

- Four compact pocket areas designed for easy storage and tool access.
- Washer rivets for extra strength.
- Metal tool clip.
- Tapered compartments for tool stability.
- Tape chain included.
- Fits belts up to 3" wide.
- Top grain leather – won't fade or stain.

CAT. NO.	UPC NO.	DESCRIPTION
0258-14	56341	Heavy-Duty 4-Pocket Leather Pouch

SPECIFICATIONS

Dimensions	L - 5" (12.7 cm), W- 2-3/4" (7.1 cm), H - 9" (22.9 cm)
Weight	.43 lbs. (.82 kg)

Heavy-Duty Leather Tool Belt



9858-11

- 2" wide leather belt
- Steel roller double-pronged buckle
- Can be cut to fit 29" to 52" waist

CAT. NO.	UPC NO.	DESCRIPTION
9858-11	56347	Heavy Duty Leather Tool Belt

SPECIFICATIONS

Dimensions	L - 57" (121 cm), H - 2" (5.1 cm)
Weight	.68 lbs. (.31 kg)



Padded Tool Belt



9858-12

- 5" wide padded tool belt.
- Sturdy construction for support of heavy tool pouches.
- Foam core padding for extra comfort.
- Double layer of rugged, lightweight fabric will not rot, crack, harden or mildew.
- Steel roller double-pronged buckle.
- Made to fit 30" to 46" waist.

CAT. NO.	UPC NO.	DESCRIPTION
9858-12	56348	5" Padded Tool Belt

SPECIFICATIONS

Dimensions	L - 50" (12.7 cm), H - 5" (12.7 cm)
Weight	.93 lbs. (.42 kg)

12" Canvas Zipper Bag



0158-14

- Constructed of heavy-duty canvas for durability.
- Strong zipper for secure closing.
- Stores multiple small items or tools.

CAT. NO.	UPC NO.	DESCRIPTION
0158-14	56338	12" Canvas Zipper Bag

SPECIFICATIONS

Dimensions	L - 12" (30.5 cm), H - 7" (17.8 cm)
Weight	.17 lbs. (.08 kg)

2-Pocket Canvas Work Apron



0258-16

- 2 large pockets to hold a variety of tools and miscellaneous small items.
- Canvas waist ties.
- Double-stitched and reinforced at stress points for extra strength.
- Fits 20"-48" waist.

CAT. NO.	UPC NO.	DESCRIPTION
0258-16	56342	2-Pocket Canvas String Apron

SPECIFICATIONS

Dimensions	L - 19" (48.3 cm), H - 8-1/2" (21.6 cm)
Weight	.18 lbs. (.08 kg)

High Dexterity Gloves



0358-11L

- Tough, soft and comfortable to wear – resists shrinking, stretching and hardening.
- Wing closing wrist strap for perfect adjustments, keeping debris out and easy-on/easy-off.
- Stretch fabric for flexibility and fit with padded knuckles.
- Textured palm pads for better grip, extra wear and added durability.
- Thumb design for better flexibility and Lycra side panels for improved dexterity.
- Terry cloth thumb to remove sweat or debris from face.

CAT. NO.	UPC NO.	DESCRIPTION
0358-11XL	56343	Gloves, Mechanics XL
0358-11L	56344	Gloves, Mechanics L
0358-11M	89204	Gloves, Mechanics M
0358-11L-CP	95932	Gloves, Mechanics L Counter Pack (Qty 5)

SPECIFICATIONS

Weight	.20 lbs. (.09 kg)
---------------	-------------------

Hand Tools

USA

Tel: 800.435.0786
Fax: 800.451.2632

CANADA

Tel: 800.435.0786
Fax: 800.524.2633

INTERNATIONAL

Tel: +1.815.397.7070
Fax: +1.815.397.9247

TOOL KITS

Master Electrician's Tool Kit

0159-11



- All-inclusive tool kit designed with the master electrician in mind.
- Kit Includes: 18" Heavy-Duty Multi-pocket Bag, Heavy-Duty 8-Pocket Leather Pouch, 2" Leather Tool Belt, 9" Side-Cutting Pliers, 8" Diagonal Cutting Pliers, 8" Long Nose Pliers, 10" Pump Pliers, Pro Plus Wire Stripper 10-18 AWG, NM Cable Ripper, Stripping/Crimping Combination Tool, Cable Cutter, Utility Knife, 12" Hacksaw, Keystone Tip Square Shank 1/4" x 4" Flat Blade Screwdriver, Keystone Tip Square Shank 5/16" x 6" Flat Blade Screwdriver, Cabinet Tip Round Shank 3/16" x 6" Flat Blade Screwdriver, Cabinet Tip Round Shank 1/4" x 6" Flat Blade Screwdriver, Phillips Tip #1 - 3/16" x 3" Screwdriver, Phillips Tip #2 - 1/4" x 4" Screwdriver, Screw-holding screwdriver 3/16" x 6", 3" Scratch Awl, 10" Adjustable Wrench, 9-Piece Folding Hex-Key Set, 25' Tape Measure, Torpedo Level, 18 oz. Electrician's Hammer, High dexterity gloves (L) and GT-11 Voltage tester.
- See individual product information for specifications.

CAT. NO.	UPC NO.	DESCRIPTION
0159-11	56349	Master Electrician's Tool Kit, 28 pc

SPECIFICATIONS

Weight	19.7 lbs. (8.96 kg)
--------	---------------------

Journeyman's Tool Kit - Standard

0159-12



- Perfect kit for the journeyman electrician.
- Kit Includes: 20-Pocket Tool Caddy, GT-11 Voltage tester, Torpedo Level, 18 oz. Electrician's Hammer, 25' Tape Measure, Keystone Tip Square Shank 1/4" x 4" Flat Blade Screwdriver, Cabinet Tip Round Shank 3/16" x 6" Flat Blade Screwdriver, Phillips Tip #1 - 3/16" x 3" Screwdriver, Phillips Tip #2 - 1/4" x 4" Screwdriver, 9" Side-Cutting Pliers, 8" Diagonal Cutting Pliers, 8" Long Nose Pliers, 10" Pump Pliers, Pro Plus Wire Stripper 10-18 AWG, NM Cable Ripper, Stripping/Crimping Combination Tool and Cable Cutter.
- See individual product information for specifications.

CAT. NO.	UPC NO.	DESCRIPTION
0159-12	56350	Journeyman's Tool Kit, 17 pc

SPECIFICATIONS

Weight	9.7 lbs. (4.41 kg)
--------	--------------------

Hand Tools

INTERNATIONAL

Tel: +1.815.397.7070
Fax: +1.815.397.9247

CANADA

Tel: 800.435.0786
Fax: 800.524.2853

USA

Tel: 800.435.0786
Fax: 800.451.2632

Journeyman's Tool Kit - Metric

0159-23



- Perfect kit for the journeyman electrician.
- Kit Includes: High Leverage Side-cutting pliers 9" molded grip, High Leverage Diagonal Cutting Pliers 8" molded grip, High Leverage Long Nose Pliers/Side Cutting 8" molded grip, Pump Pliers 10" molded grip, Dual NM Cable Ripper, Heavy Duty Keystone Tip, Square Shank 1/4" x 4" Flat Blade Screwdriver, Heavy Duty Cabinet Tip, Round Shank 3/16" x 6" Flat Blade Screwdriver, Heavy Duty Phillips Tip #1 - 3/16" x 3" Screwdriver, Heavy Duty Phillips Tip #2 - 1/4" x 4" Screwdriver, 7.5m/25' Tape measure, 18 oz. Electrician's Hammer, 20 Pocket Tool Caddy, Voltage tester (for kits only), Pro Plus Wire Stripper 10-18 AWG, Stripping/Crimping Combination Tool, Cable Cutter, Torpedo Level, 4 pc Squaredrive (Robertson) Set, Square Tip Driver #0X4", Square Tip Driver #1X4", Square Tip Driver #2X4", Square Tip Driver #3X4"
- See individual product information for specifications.

CAT. NO.	UPC NO.	DESCRIPTION
0159-23	89238	Journeyman's Tool Kit, Metric 21pc

SPECIFICATIONS

Weight	13.7 lbs. (6.21 kg)
---------------	---------------------

Electrician's Tool Kit - Standard

0159-13



- Perfect kit for the professional or apprentice electrician.
- Kit Includes: 2" Leather Tool Belt, 8-Pocket Leather Pouch, 25' Tape Measure, Phillips Tip #1 - 3/16" x 3" Screwdriver, Phillips Tip #2 - 1/4" x 4" Screwdriver, Cabinet Tip Round Shank 3/16" x 6" Flat Blade Screwdriver, Keystone Tip Square Shank 1/4" x 4" Flat Blade Screwdriver, Pro Plus Wire Stripper 10-18 AWG, 8" Long Nose Pliers, 10" Pump Pliers, 8" Diagonal Cutting Pliers and 9" Side-Cutting Pliers.
- See individual product information for specifications.

CAT. NO.	UPC NO.	DESCRIPTION
0159-13	56351	Electrician's Tool Kit - Standard, 12 pc

SPECIFICATIONS

Weight	7.75 lbs. (3.52 kg)
---------------	---------------------

Hand Tools

USA

Tel: 800.435.0786
Fax: 800.451.2632

CANADA

Tel: 800.435.0786
Fax: 800.524.2633

INTERNATIONAL

Tel: +1.815.397.7070
Fax: +1.815.397.9247



Electrician's Tool Kit - Metric



0159-24

- Perfect kit for the professional or apprentice electrician.
- Kit Includes: High Leverage Side-cutting pliers 9" molded grip, High Leverage Diagonal Cutting Pliers 8" molded grip, High Leverage Long Nose Pliers/Side Cutting 8" molded grip, Pump Pliers 10" molded grip, Heavy Duty Keystone Tip, Square Shank 1/4" x 4" Flat Blade Screwdriver, Heavy Duty Cabinet Tip, Round Shank 3/16" x 6" Flat Blade Screwdriver, Heavy Duty Phillips Tip #1 - 3/16" x 3" Screwdriver, Heavy Duty Phillips Tip #2 - 1/4" x 4" Screwdriver, 7.5m/25' Tape measure, Heavy Duty 8 Pocket Leather Pouch, Heavy Duty Leather Tool Belt, Pro Plus Wire Stripper 10-18 AWG, 4 pc Squaredrive (Robertson) Set, Square Tip Driver #0X4", Square Tip Driver #1X4", Square Tip Driver #2X4", Square Tip Driver #3X4"
- See individual product information for specifications.

CAT. NO.	UPC NO.	DESCRIPTION
0159-24	89239	Electrician's Tool Kit - Metric, 16 pc

SPECIFICATIONS

Weight	16.5 lbs. (7.5 kg)
---------------	--------------------

Starter Electrician's Tool Kit



0159-14

- Perfect kit for the beginner electrician.
- Four-pocket, heavy-duty, leather tool pouch holds an assortment of four professional grade hand tools.
- Kit Includes: Heavy Duty 4 Pocket Leather Pouch, Phillips Tip #2 - 1/4" x 4" Screwdriver, Cabinet Tip Round Shank 3/16" x 6" Flat Blade Screwdriver, Pro Plus Wire Stripper 10-18 AWG and 9" Side-Cutting pliers.
- See individual product information for specifications.

CAT. NO.	UPC NO.	DESCRIPTION
0159-14	56352	Starter Electrician's Tool Kit, 5 pc

SPECIFICATIONS

Weight	2.25 lbs. (1.02 kg)
---------------	---------------------

Irrigation Tool Kit



0259-11

- Perfect kit for the irrigation professional.
- Kit Includes: High Leverage Side-cutting pliers 8" molded grip, 6-in-1 Multi-tool Screwdriver, 25' Tape measure, 18" Heavy-Duty Bag, 16" Dipped Pump Pliers, HD Utility Knife, Shatterproof Hack Saw Blades, Heavy-Duty 12" Hack Saw, Auto Select Digital Multimeter, Rocut 50 TC PVC Shears 1 - 1/2", Pro Plus Strippers 8-16 AWG
- See individual product information for specifications.

CAT. NO.	UPC NO.	DESCRIPTION
0259-11	89246	Irrigation Tool Kit - 11 pc

SPECIFICATIONS

Weight	15.6 lbs. (7.1 kg)
---------------	--------------------

Hand Tools

INTERNATIONAL

Tel: +1.815.397.7070
Fax: +1.815.397.9247

CANADA

Tel: 800.435.0786
Fax: 800.524.2853

USA

Tel: 800.435.0786
Fax: 800.451.2632

Holemaking

Year after year, Greenlee delivers holemaking products that are second-to-none in the industry. And today, we offer the most complete line of holemaking solutions for getting through steel, stainless steel, wood, aluminum, fiberglass, plastic, drywall, cement board and more. For holemaking...get through it with Greenlee.

Contents

Slug-Splitter SC™ Knockout Punches/Kits	46
Slug-Buster® Knockouts/Kits	49
Standard Knockout Punches/Kits	56
Electric & Battery-Powered Knockout Kits	61
Hydraulic Knockout Kits	64
Knockout Parts Cabinets	70
C-Frame Punches	71
Special Application Punches	72
Draw Studs For Knockouts	75
Stud Punches	79
Drill/Taps	81
Step Bits	82
Auger Bits	83
D'Versibits & Accessories	87
Steel Hole Cutters	91
Hole Saws	95
Recessed Light Hole Saws	99
Saw Blades	101
Conduit Cutters	102
Hand Saws	103
Band Saws	104
Anchors & Fasteners	105
Masonry Bits	109










MADE FOR THE TRADE!™



SELECTION GUIDES

Holemaking Selection Guide

MATERIAL TYPE	MATERIAL THICKNESS	NUMBER OF HOLES	PRODUCTS	APPLICATION CONSIDERATIONS	PAGES	
Steel		10GA	Highest	Slug-Splitter SC [™] Punches	Maximum durability and universal material usage	46-48
		10GA	High	Slug-Buster [®] Punches	Maximum hole size 2-1/2 inches	49-55
		10GA	High	Standard Punches	Maximum hole size 5-5/8 inches	56-57
		10GA	Medium-High	Ultra Cutters	Maximum hole size 2-1/2 inches	93
		8GA	High	Carbide-Tipped Hole Cutters	Maximum hole size 2-1/2 inches	92
		10GA	Medium-High	Step Bits	Maximum hole size 1-3/8 inches	82
Stainless Steel		10GA	Highest	Slug-Splitter SC [™] Punches	Maximum durability and universal material usage	46-48
		9GA	Medium-High	Quick Change Carbide-Tipped Cutters	Maximum hole size 3 inches, quick change cutting heads	91
		8GA	Medium-High	Carbide-Tipped Hole Cutters	Maximum hole size 2-1/2 inches	92
Wood		18"	High	Nail Eater II [®] Bits	Cuts through nails, good chip removal, max hole size 1-1/4 inches	83
		2-2 x 4's	High	E-Z Bore [®] Bits	Self feed screw for hard or soft woods, max hole size 4-5/8 inches	85
		2 x 4	High	Step Bits	Maximum hole size 1-3/8 inches, low chip removal	82
		16"	Medium	Spade Bits	Maximum hole size 1-1/2 inches	86
		1-5/8" or 2 x 4	High	Hole Saws	Maximum hole size 6 inches	95-100
Aluminum		10GA	Highest	Slug-Splitter SC [™] Punches	Maximum durability and universal material usage	46-48
		10GA	High	Slug-Buster [®] Punches	Maximum hole size 2-1/2 inches	49-55
		10GA	High	Standard Punches	Maximum hole size 5-5/8 inches	56-57
		10GA	High	Ultra Cutters	Maximum hole size 2-1/2 inches	93
		10GA	High	Step Bits	Maximum hole size 1-3/8 inches	82
		10GA	Medium	Hole Saws	Maximum hole size 6 inches	95-100
Fiberglass/Plastic		approx. 1/8"	Highest	Slug-Splitter SC [™] Punches	Maximum durability and universal material usage	46-47
		approx. 1/8"	High	Slug-Buster [®] Punches	Maximum hole size 2-1/2 inches	49-55
		approx. 1/8"	High	Standard Punches	Maximum hole size 5-5/8 inches	56-57
			High	Ultra Cutters	Maximum hole size 2-1/2 inches	93
			Medium-High	Step Bits	Maximum hole size 1-3/8 inches	82
Drywall/Ceiling Tile		7/8"	High	Recessed Light Hole Saws	Replaceable blades	99
		7/8"	Medium-Low	Quick Cutter	Adjustable or fixed, sprinkler heads or lighting	99
		7/8"	Medium	Keyhole Saw	Non-round holes	103
Quazite [®] Enclosures			High	Slug-Buster [®] Punches		49-55
		approx. 1/8"	High	Carbide-Grit Hole Saws		96
Hardyboard Siding			High	Carbide-Grit Hole Saws		96
Cement Board			High	Carbide-Grit Hole Saws		96
Existing Wall				D'versibits [®]	Remodeling, phone, cable, alarm installation	87-88
Non-Round Hole			High	Non-Round Punches	Square, rectangular, electronic connector holes	73-74
			Medium	Reciprocating Blades		101
			Medium	Jigsaw Blades		102
Non-Conduit Sizes		16-10GA	High	Standard Punches		56-60
Metal Studs		20GA		Stud Punches		79-80

*Quazite is a registered trademark of Strongwell Corporation



Holemaking

INTERNATIONAL

Tel: +1.815.397.7070
Fax: +1.815.397.9247

CANADA

Tel: 800.435.0786
Fax: 800.524.2853

USA

Tel: 800.435.0786
Fax: 800.451.2632

Knockout Punch and Driver Selection Guide

Knockout Punch



PUNCH TYPE	DRIVE METHOD	CAPACITY	SIZE RANGE AVAILABLE	PAGES
Slug-Splitter SC™	Ratchet, Hydraulic or Battery	Up thru 10 gauge (3.5 mm) stainless steel or mild steel	.598" through 2.526" dia. (15.2 mm through 64 mm)	46-48
Slug-Buster®	Manual, Ratchet, Hydraulic or Battery	Up thru 10 gauge (3.5 mm) mild steel	.492" through 2.52" dia. (12.5 mm through 64.0 mm)	49-55
Standard Round	Manual, Ratchet, Hydraulic or Battery	Up thru 10 gauge (3.5 mm) mild steel and aluminum	1/2" through 5-5/8" dia. (12.7 through 143.7 mm)	56-60

Knockout Punch Driver



DRIVER TYPE	DESCRIPTION	KITS	PAGES
Battery-Powered or Corded Hydraulic Driver	<ul style="list-style-type: none"> Develops 6.7 tons of hydraulic force. Available with a choice of three battery chargers – 115, 230 or 12 volt. Punches up through 10 gauge (3.5 mm) mild steel with Greenlee standard and Slug-Buster® knockout punches and 12 gauge (2.5 mm) stainless steel with Greenlee Slug-Splitter SC™ knockout punches. 	Available in kits with driver only or with driver and Slug-Buster® knockout punches.	61-63
Hand Pump Hydraulic Driver with Ram	<ul style="list-style-type: none"> Powerful hydraulic ram develops 11 tons of hydraulic force. Punches up thru 10 gauge (3.5 mm) mild steel with Greenlee standard and Slug-Buster® knockout punches and 10 gauge (3.5 mm) stainless steel with Greenlee Slug-Splitter SC™ knockout punches. 	Available in kits with driver only or with driver and either standard, Slug-Buster® or Slug-Splitter SC™ knockout punches.	68
Foot Pump Hydraulic Driver with Ram	<ul style="list-style-type: none"> Foot operation frees both hands to operate punch. Powerful hydraulic ram develops 11 tons of hydraulic force. Punches up through 10 gauge (3.5 mm) mild steel with Greenlee Standard and Slug-Buster® knockout punches and 10 gauge (3.5 mm) stainless steel with Greenlee Slug-Splitter SC™ knockout punches. 	Available in kits with driver only or with driver and either standard, Slug-Buster® or Slug-Splitter SC™ knockout punches.	65
Quick Draw® Flex Hydraulic Driver	<ul style="list-style-type: none"> Allows unlimited driver orientation to simplify access to work area. Develops 8 tons of hydraulic force for easy punching. Punches up through 10 gauge (3.5 mm) mild steel with Greenlee Standard and Slug-Buster® knockout punches and 10 gauge (3.5 mm) stainless steel with Greenlee Slug-Splitter SC™ knockout punches. 		63
Quick Draw 90° Hydraulic Driver	<ul style="list-style-type: none"> Right angle driver head rotates over 180 degrees for maximum flexibility in tight working areas. Develops 8 tons of hydraulic force for easy punching. Punches up through 10 gauge (3.5 mm) mild steel with Greenlee Standard and Slug-Buster® knockout punches and 10 gauge (3.5 mm) stainless steel with Greenlee Slug-Splitter SC™ knockout punches. 	Available in kits with driver only or with driver and Slug-Buster® knockout punches.	63
Quick Draw® Hydraulic Driver	<ul style="list-style-type: none"> Perfect for fast, straight-on front panel punching. Develops 8 tons of hydraulic force for easy punching. Punches up through 10 gauge (3.5 mm) mild steel with Greenlee Standard and Slug-Buster® knockout punches and 10 gauge (3.5 mm) stainless steel with Greenlee Slug-Splitter SC™ knockout punches. 	Available in kits with driver only or with driver and Slug-Buster® knockout punches.	63
High Leverage Ratchet Driver	<ul style="list-style-type: none"> Time saving ball bearing head punches faster than wrench method. Punches up through 10 gauge (3.5 mm) mild steel with Greenlee Standard Slug-Buster® knockout punches and 16 gauge (1.5 mm) stainless steel with Greenlee Slug-Splitter SC™ knockout punches. 	Available in kits with driver only or with driver and Slug-Buster® knockout punches.	54

Holemaking

USA

Tel: 800.435.0786
Fax: 800.451.2632

CANADA

Tel: 800.435.0786
Fax: 800.524.2653

INTERNATIONAL

Tel: +1.815.397.7070
Fax: +1.815.397.9247



SLUG-SPLITTER SC[™] KNOCKOUTS

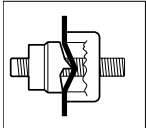
Slug-Splitter SC[™] (Self-Centering) Knockout Punches 0.598" to 2.520"

Holemaking

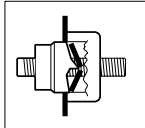


Designed for stainless steel applications

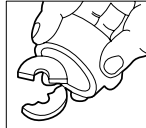
- Slug-Splitter SC[™] heavy-duty punches are designed to punch up through 10 gauge (3.5 mm) stainless steel.
- Unique slug-splitting design and tool steel construction easily punch 10 gauge (3.5 mm) mild steel and stainless steel.
- Self-centering punch aligns itself on pilot hole. (Slug-Splitter SC[™])
- No need to draw crosshairs or line up die alignment marks. (Slug-Splitter SC[™])
- Unique punch profile also splits slugs for easier slug removal.
- Heavy-duty dies and stainless steel draw studs for longer life.
- Excellent abrasion resistance for punching fiberglass and plastic.
- Slug-Splitter SC[™] punch units consist of: punch, die and draw stud. Check individual punch for specific capacity.
- Patent Pending for Self-centering Slug-Splitter SC[™].



Unique Slug-Splitter SC[™] punch design creases slug as the punch is drawn into the die.



Slug is split in half as punch operation is completed.



Split slugs fall free from the die and stud.

SPECIFICATIONS

Capacity	Stainless steel up through 10 gauge (3.5 mm)
Application	10-gauge stainless steel, mild steel, fiberglass and plastic enclosures.
Hole Sizes	Conduit Sizes - Hole size is outside diameter of US conduit sizes. Example: 1/2" conduit size actually makes a 7/8" hole. Pg Sizes - European standard pipe sizes. ISO Sizes - International Standards Organization pipe sizes.
Operation	Operate with battery, hydraulic or high leverage ratchet driver only.

SLUG-SPLITTER SC[™] (SELF CENTERING) KNOCKOUT PUNCHES

PUNCH CAT./UPC NO.	DIE CAT./UPC NO.	CONDUIT & PIPE	HOLE SIZE				CAPACITY STAINLESS STEEL		DRAW STUDS			
			ACTUAL		PG	ISO	GA.	(mm)	7804/7904	7646/7625	RATCHET DRIVER* 1904	
Ø (INCH)	Ø (mm)											
28154	28155	1/2"	7/8	0.885	22.5	16	-	10	3.5	29451	29451	30227
28156	28157	3/4"	-	1.115	28.3	21	-	10	3.5	31872	29452	12099
36490	36489	-	1-7/32	1.210	30.5	-	-	10	3.5	31872	29452	12099
28158	28159	1"	1-11/32	1.352	34.6	-	-	10	3.5	31872	29452	12099
28160	28161	1-1/4"	1-11/16	1.701	43.2	-	-	10	3.5	31872	29452	12099
28162	28163	1-1/2"	1-15/16	1.951	49.6	-	-	10	3.5	-	29452	12099
28165	28166	2"	2-3/8	2.416	61.5	-	-	10	3.5	-	29452	12099

STANDARD SLUG-SPLITTER KNOCKOUT PUNCHES

31117	31126	-	-	0.598	15.2	9	-	12	2.5	29451	29451	30227
04599	04598	-	-	0.638	16.2	-	16	12	2.5	29451	29451	30227
31119	31128	-	-	0.732	18.6	11	-	12	2.5	29451	29451	30227
31120	31129	-	-	0.803	20.4	13	20	12	2.5	29451	29451	30227
04602	04601	-	-	1.000	25.4	-	25	10	3.5	31872	29452	30227
04605	04603	-	-	1.280	32.5	-	32	10	3.5	31872	29452	12099
31122	31135	-	-	1.457	37.0	29	-	10	3.5	31872	29452	12099
04608	04607	-	-	1.595	40.5	-	40	10	3.5	31872	29452	12099
31123	31131	-	-	1.850	47.0	36	-	10	3.5	-	29452	12099
04611	04609	-	-	2.000	50.8	-	50	10	3.5	-	29452	12099
31124	31132	-	-	2.125	54.0	42	-	10	3.5	-	29452	12099
31125	31133	-	-	2.362	60.0	48	-	10	3.5	-	29452	12099
04614	04613	-	-	2.520	64.0	-	63	10	3.5	-	29452	12099

* 16 ga. stainless steel capacity with ratchet driver.

INTERNATIONAL

Tel: +1.815.397.7070
Fax: +1.815.397.9247

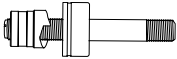
CANADA

Tel: 800.435.0786
Fax: 800.524.2853

USA

Tel: 800.435.0786
Fax: 800.451.2632

PUNCH UNIT



PUNCH UNIT - INCLUDES PUNCH, DIE & DRAW		HOLE SIZE			CAPACITY STAINLESS STEEL		WEIGHT		DRIVER				DRAW STUD
Catalog No.	UPC No	Conduit and Pipe Size	ø inch	ø mm	GA	mm	LBS.	kg	1904	7804/7904	LS60*	7646/7625	
745R-1/2	30384	1/2"	7/8	22.5	16	1.5	.6	.27	x				30227
745H-1/2	29560	1/2"	7/8	22.5	10	3.5	.7	.32		x	x	x	29451
740H-1-7/32 Oil Tight	29563	-	1-7/32	30.5	10	3.5	1.2	.54		x	x	x	29452
745H-3/4	12318	3/4"	1-3/32	28.3	10	3.5	1.26	.57				x	29452
745H-1	12319	1"	1-11/32	34.6	10	3.5	1.51	.68				x	29452
745H-1-1/4	12320	1-1/4"	1-11/16	43.2	10	3.5	1.96	.89				x	29452
745H-1-1/2	12321	1-1/2"	1-15/16	49.6	10	3.5	2.49	1.13				x	29452
745H-2	12322	2"	2-3/8	61.5	10	3.5	3.69	1.67				x	29452
745M-15.2	12323	-	0.598	15.2	12	2.5	.98	.44				x	29451
745M-16.2	12324	-	0.638	16.2	12	2.5	.97	.44				x	29451
745M-18.6	12325	-	0.732	18.6	12	2.5	.98	.45				x	29451
745M-20.4	12326	-	0.803	20.4	12	2.5	.96	.44				x	29451
745M-25.4	12317	-	1.000	25.4	10	3.5	1.05	.48				x	29451
745M-32.5	12327	-	1.280	32.5	10	3.5	1.53	.69				x	29452
745M-37	12328	-	1.457	37	10	3.5	1.68	.76				x	29452
745M-40.5	12329	-	1.595	40.5	10	3.5	1.83	.83				x	29452
745M-47	12330	-	1.850	47	10	3.5	2.3	1.04				x	29452
745M-50.8	12331	-	2.000	50.8	10	3.5	2.91	1.32				x	29452
745M-54	12332	-	2.125	54	10	3.5	2.90	1.31				x	29452
745M-60	12333	-	2.362	60	10	3.5	3.63	1.65				x	29452
745M-64	12334	-	2.520	64	10	3.5	3.87	1.75				x	29452

* Battery-Powered or Corded Knockout Punch Driver

Holmaking

USA

Tel: 800.435.0786
Fax: 800.451.2632

CANADA

Tel: 800.435.0786
Fax: 800.524.2653

INTERNATIONAL

Tel: +1.815.397.7070
Fax: +1.815.397.9247



SLUG-SPLITTER SC[™] KNOCKOUT KITS

Slug-Splitter SC[™] Ram and Hand Pump Hydraulic Driver Punch Kits

Designed for stainless steel applications



All Kits Feature:

- Slug-Splitter SC[™] (Self Centering) knockout punches with capacities up through 10 gauge (3.5 mm) stainless steel. Refer to individual punch capacity ratings.
- Self-centering punch aligns itself on pilot hole. (Slug-Splitter SC[™])
- No need to draw crosshairs or line up die alignment marks. (Slug-Splitter SC[™])

7506 Kit Features

- Fast, easy and simple to operate.
- Compact design makes this a perfect choice for use on construction sites and maintenance jobs.
- Will also drive 751 Cable Cutter head.
- Powerful 11-ton hydraulic ram.
- 3-foot hose.

CAT. NO.	UPC NO.	DESCRIPTION	WEIGHT	
			LBS.	kg.
744	29619	1/2" through 1-1/4" Conduit Size Slug-Splitter SC [™] Knockout Punch Kit	5	2.3
7307	29528	1/2" through 2" Conduit Size Slug-Splitter SC [™] Knockout Punch Kit	10.4	4.7
7506	30385	1/2" through 2" Conduit Size Slug-Splitter SC [™] Knockout Punch Kit with Hydraulic Ram and Hand Pump	32	14.5

SPECIFICATIONS

Operation	7307/29528 - Quick Draw [®] , Quick Draw 90 [®] and Quick Draw [®] Flex Hydraulic Drivers, Battery-Powered Drivers, 7646 and 7625 Ram-Type Drivers.
	744/29619 - Quick Draw [®] , Quick Draw 90 [®] and Quick Draw [®] Flex Hydraulic Drivers, Battery-Powered Drivers, 7646 and 7625 Ram-Type Drivers.
	7506/30385 - Hydraulic Ram and Hand Pump included.

NOTE: See Slug-Splitter SC[™] knockout punch units on page 46 for list of individual punches, dies and draw studs.

CAT. NO.	UPC NO.	DESCRIPTION	CONDUIT & PIPE SIZE	HOLE SIZE			CAPACITY		KIT CAT./UPC NO.		
				ACTUAL		STAINLESS STEEL		744/	7307/	7506/	
				Ø INCH	Ø mm	GA	mm	29619	29528	30385	
28154	28154	1/2" Conduit Size Punch	1/2"	7/8	.885	22.5	10	3.5	✓	✓	✓
28155	28155	1/2" Conduit Size Die	1/2"	7/8	.885	22.5	10	3.5	✓	✓	✓
28156	28156	3/4" Conduit Size Punch	3/4"	—	1.115	28.3	10	3.5	✓	✓	✓
28157	28157	3/4" Conduit Size Die	3/4"	—	1.115	28.3	10	3.5	✓	✓	✓
36490	36490	1-7/32" Punch Oiltight	—	1-7/32	1.210	30.5	10	3.5		✓	
36489	36489	1-7/32" Die Oiltight	—	1-7/32	1.210	30.5	10	3.5		✓	
28158	28158	1" Conduit Size Punch	1"	1-11/32	1.362	34.6	10	3.5	✓	✓	✓
28159	28159	1" Conduit Size Die	1"	1-11/32	1.362	34.6	10	3.5	✓	✓	✓
28160	28160	1-1/4" Conduit Size Punch	1-1/4"	1-11/16	1.701	43.2	10	3.5	✓	✓	✓
28161	28161	1-1/4" Conduit Size Die	1-1/4"	1-11/16	1.701	43.2	10	3.5	✓	✓	✓
28162	28162	1-1/2" Conduit Size Punch	1-1/2"	1-15/16	1.951	49.6	10	3.5		✓	✓
28163	28163	1-1/2" Conduit Size Die	1-1/2"	1-15/16	1.951	49.6	10	3.5		✓	✓
28165	28165	2" Conduit Size Punch	2"	2-3/8	2.416	61.5	10	3.5		✓	✓
28166	28166	2" Conduit Size Die	2"	2-3/8	2.416	61.5	10	3.5		✓	✓
29451	29451	7/16" x 4-1/4" Draw Stud							✓	✓	✓
29452	29452	3/4" x 5-1/2" Draw Stud							✓	✓	✓
29529	29529	Metal Case								✓	
19193	19193	Metal Case							✓		
31068	31068	Metal Case									✓
746SS	30387	Ram (includes 1 each of the following 3 items)									✓
54167	54167	1/4" Female Coupler									✓
54168	54168	Dust Plug									✓
15908	15908	Spacer Group (includes 1 each of the following 3 items)									✓
1924AA	03248	Spacer-Short									✓
1925AA	03249	Spacer-Medium									✓
1926AA	06904	Spacer-Long									✓
767	13284	Hydraulic Hand Pump									✓
38316	38316	High Pressure Hose Unit—1/4" x 3' (includes 1 each of the following 3 items)									✓
54169	54169	1/4" Male Coupler									✓
54170	54170	Dust Cap									✓
06302	06302	High Pressure Hose—1/4" x 3'									✓

Holmaking

INTERNATIONAL

Tel: +1.815.397.7070
Fax: +1.815.397.9247

CANADA

Tel: 800.435.0786
Fax: 800.524.2853

USA

Tel: 800.435.0786
Fax: 800.451.2632

SLUG-BUSTER® KNOCKOUTS

Slug-Buster SC® (Self-Centering)



- Save time and ensure accuracy! Self-centering punch aligns itself on pilot hole.
- No need to draw crosshairs or line up die alignment marks.
- Unique punch also splits slugs for easier slug removal.
- US Patent No. 6,973,729



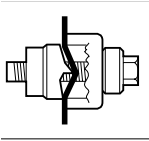
PUNCH UNIT		CONDUIT & PIPE SIZE	HOLE SIZES		WEIGHT OF PUNCH UNIT		PUNCH ONLY		DIE ONLY		STUD ONLY	
CAT NO.	UPC		INCH	MM	LBS.	G	CAT NO.	UPC	CAT NO.	UPC	CAT NO.	UPC
77U-1/2*	10801	1/2"	.885	22.2	0.3	137	77P-1/2	11361	14722	14722	00042	00042
							77P-1/2P*	11261	14722P*	01992	00042	00042
77U-3/4*	10802	3/4"	1.115	28.3	0.8	363	77P-3/4	11362	124AV	06972	249AVBB	04040
							77-3/4P*	11262	124AVP*	01993	249AVBBP*	01987
10807*	10807	-	1.21	30.5	0.9	408	11357	11357	36278	36278	249AVBB	04040
77U-1*	10803	1"	1.362	34.6	1	454	77P-1	11363	126AV	04011	294AVBB	04040
							77P-1P*	11263	126AVP*	01994	249AVBBP	01987
77U-1-1/4*	10804	1-1/4"	1.701	43.2	1.3	590	77P-1-1/4	11364	128AV	04013	249AVBB	04040
							77P-1-1/4P*	11264	128AVP*	01995	249AVBBP*	01987
77U-1-1/2*	10805	1-1/2"	1.951	49.6	2.1	953	77P-1-1/2	11365	440AV	04061	304AVBB	04042
							77P-1-1/2P*	11265	440AVP*	01996	304AVBBP*	01988
77U-2*	10806	2"	2.416	61.4	2.3	1043	77P-2	11366	442AV	04063	304AVBB	04042
							77P-2P*	11266	442AVP*	01997	304AVBBP*	01988
10800	10800	1/2"-2" Kit	-	-	-	-	-	-	-	-	-	-

*POP Packaged

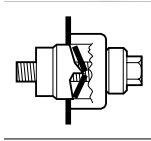
10800 Slug-Buster SC® Knockout Kit Includes

CAT NO.	UPC NO.	DESCRIPTION	CONDUIT SIZE	HOLE SIZES
77P-1/2	11361	1/2" Punch Buster, SC	1/2"	.885
14722	14722	1/2" Die Rd.	1/2"	.885
77P-3/4	11362	3/4" Punch Buster, SC	3/4"	1.115
124AV	06972	3/4" Die Rd.	3/4"	1.115
77P-1	11363	1" Punch Buster, SC	1"	1.362
126AV	04011	1" Die Rd.	1"	1.362
77P-1-1/4	11364	1-1/4" Punch Buster, SC	1-1/4"	1.701
128AV	04013	1-1/4" Die Rd.	1-1/4"	1.701
77P-1-1/2	11365	1-1/2" Punch Buster, SC	1-1/2"	1.951
440AV	04061	1-1/2" Die Rd.	1-1/2"	1.951
77P-2	11366	2" Punch Buster, SC	2"	2.416
442AV	04063	2" Die Rd.	2"	2.416

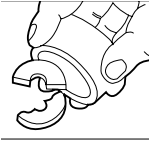
Slug-Buster® Knockout Punches 0.492" to 2.520"



Unique Slug-Buster® punch design creases slug as the punch is drawn into the die.



Slug is split in half as punching operation is completed.



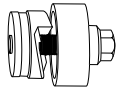
Split slugs fall free from the die and stud.

- The contractor's choice – worldwide.
- Unique punch profile also splits slugs for easier slug removal.
- Use with battery-powered, hydraulic, ratchet or manual drivers.
- Uses standard Greenlee dies and draw studs.
- Slug Buster® punches available in sizes up thru 2.52" (64.0 mm).

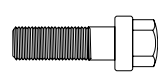
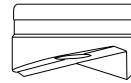
SPECIFICATIONS

Capacity	Mild steel up through 10 gauge (3.5 mm).
Application	Punch mild steel, aluminum, fiberglass and plastic.
Hole Sizes	Conduit Sizes- Hole size is outside diameter of US conduit sizes. i.e 1/2" conduit actually 7/8". Pg Sizes-European standard pipe sizes. ISO Sizes- International Standards Organization pipe sizes.
Operation	Battery, hydraulic, ratchet or manual drivers. When used with ratchet, hydraulic or battery drivers, buy the punch and die only; the draw stud is part of the driver kit.

PUNCH UNIT



REPLACEMENT PARTS



PUNCH UNIT INCLUDES		CONDUIT &		HOLE SIZE ACTUAL			CAPACITY MILD STEEL			WEIGHT		REPLACEMENT PUNCH		REPLACEMENT DIE		REPLACEMENT MANUAL DRAW STUD	
CAT. NO.	UPC NO.	PIPE SIZE	Ø INCH	Ø mm	PG	ISO	GA.	mm	LBS.	g	CAT. NO.	UPC NO.	CAT. NO.	UPC NO.	CAT. NO.	UPC NO.	
06727	06727	—	0.492	12.5	7	12	16	1.5	0.3	137	06728	06728	06729	06729	1675AV	04218	
12356	12356	—	1/2	—	12.7	7	—	16	1.5	0.15	69	12360	12360	12358	12358	1675AV	04218
12357	12357	—	9/16	—	14.3	—	—	16	1.5	0.16	73.5	12357	12357	12361	12361	1675AV	04218
7211EBB-15.2	31989	—	0.598	15.2	9	—	14	2.0	0.3	137	31969	31969	32002	32002	00042	00042	
35177	35177	—	0.638	16.2	—	16	14	2.0	0.3	137	35163	35163	35162	35162	00042	00042	
12335	12335	—	11/16	—	17.5	—	—	14	2.0	0.3	177	12337	12337	12336	12336	00042	00042
7211EBB-18.6	31990	—	0.732	18.6	11	—	14	2.0	0.3	137	31970	31970	32003	32003	00042	00042	
12307	12307	—	3/4	—	19.1	—	—	14	2.0	0.4	183	12306	12306	12305	12305	00042	00042
7211EBB-20.4	31991	—	0.803	20.4	13	20	14	2.0	0.3	137	31971	31971	32004	32004	00042	00042	
7211BB-1/2	31962	1/2"	7/8	0.885	22.5	16	—	10	3.5	0.3	137	721-1/2	31756	14722	14722	00042	00042
12338	12338	—	15/16	—	23.8	—	—	14	2.0	0.5	253	12340	12340	12339	12339	00042	00042
◇	◇	1/2"	7/8	0.885	22.5	16	—	10	3.5	—	—	721-1/2P◇	01980	14722P◇	01992	00042P	06678
35178	35178	—	1	1.000	25.4	—	25	14	2.0	0.5	227	35165	35165	35164	35164	00042P	06678
12341	12341	—	1-1/16	—	27	—	—	14	2.0	0.6	261	12343	12343	12342	12342	00042	00042
7211BB-3/4	31963	3/4"	—	1.115	28.3	—	—	10	3.5	0.8	363	721-3/4	31757	1244V	06972	249AVBB	04040
◇	◇	3/4"	—	1.115	28.3	—	—	10	3.5	—	—	721-3/4P◇	01981	1244VP◇	01993	249AVBBP◇	01987
7211EBB-28.3	31993	—	—	1.115	28.3	21	—	14	2.0	0.5	227	31973	31973	32006	32006	00042	00042
60246	60246	—	1-7/32	1.210	30.5	—	—	10	3.5	0.6	273	60237	60237	36278	36278	249AVBB	04040
36508	36508	—	1-7/32	1.210	30.5	—	—	14	2.0	0.6	273	36284	36284	36279	36279	00042	00042
12308	12308	—	1-1/4	—	31.8	—	—	16	1.5	0.7	326.5	12309	12309	12310	12310	00042	00042
35179	35179	—	—	1.280	32.5	—	32	10	3.5	0.8	363	35169	35169	35168	35168	249AVBB	04040
12344	12344	—	1-5/16	—	33.4	—	—	16	1.5	0.7	345	12346	12346	12345	12345	00042	00042
7211BB-1	31964	1"	—	1.362	34.6	—	—	10	3.5	1	454	721-1	31758	126AV	04011	249AVBB	04040
◇	◇	1"	—	1.362	34.6	10	—	10	3.5	—	—	721-1P◇	01982	126AVP◇	01994	249AVBBP◇	01987
12304	12304	—	1-3/8	—	34.9	—	—	10	3.0	1.1	507.5	12303	12303	12302	12302	04040	04040
7211EBB-37	31995	—	—	1.457	37.0	29	—	10	3.5	1.2	545	31975	31975	32008	32008	249AVBB	04040
12313	12313	—	1-1/2	—	38.1	—	—	10	3.0	1.2	559	12312	12312	12311	12311	04040	04040
35180	35180	—	—	1.595	40.5	—	40	10	3.5	1.2	545	35158	35158	35159	35159	249AVBB	04040
12347	12347	—	1-5/8	—	41.3	—	—	10	3.0	1.3	610.25	12349	12349	12348	12348	04040	04040
7211BB-1-1/4	31965	1-1/4"	—	1.701	43.2	—	—	10	3.5	1.3	590	721-1-1/4	31759	128AV	04013	249AVBB	04040
12316	12316	—	1-3/4	—	44.5	—	—	10	3.0	1.4	661.5	12315	12315	12314	12314	04040	04040
◇	◇	1-1/4"	—	1.701	43.2	—	—	10	3.5	—	—	721-1-1/4P◇	01983	128AVP◇	01995	249AVBBP◇	01987
7211EBB-47	31996	—	—	1.850	47.0	36	—	10	3.5	1.9	862	31976	31976	32009	32009	304AVBB	04042
12350	12350	—	1-7/8	—	47.6	—	—	10	3.0	1.8	853.5	12354	12354	12352	12352	04042	04042
7211BB-1-1/2	31966	1-1/2"	—	1.951	49.6	—	—	10	3.5	2.1	953	721-1-1/2	31760	440AV	04061	304AVBB	04042
◇	◇	1-1/2"	—	1.951	49.6	—	—	10	3.5	—	—	721-1-1/2P◇	01984	440AVP◇	01996	304AVBBP◇	01988
35181	35181	—	2	2.000	50.8	—	50	10	3.5	2.3	1043	35160	35160	35161	35161	304AVBB	04042
36171	36171	—	2-1/8	2.125	54.0	42	—	10	3.5	2.5	1134	36172	36172	36173	36173	304AVBB	04042
12351	12351	—	2-1/4	—	57.2	—	—	10	3.0	2.9	1336	12355	12355	12353	12353	04042	04042
7211EBB-60	31998	—	—	2.362	60.0	48	—	10	3.5	2.8	1270	31978	31978	32011	32011	304AVBB	04042
7211BB-2	31967	2"	2-3/8	2.416	61.5	—	—	10	3.5	3.2	1452	721-2	31761	442AV	04063	304AVBB	04042
◇	◇	2"	2-3/8	2.416	61.5	—	—	10	3.5	—	—	721-2P◇	01985	442AVP◇	01997	304AVBBP◇	01988
35182	35182	—	—	2.520	64.0	—	63	10	3.5	3.4	1542	35167	35167	35166	35166	304AVBB	04042

◇ Individually Packaged in Point of Purchase clamshell for display opportunities

Holemaking

INTERNATIONAL

Tel: +1.815.397.7070
Fax: +1.815.397.9247

CANADA

Tel: 800.435.0786
Fax: 800.524.2853

USA

Tel: 800.435.0786
Fax: 800.451.2632

SLUG-BUSTER® KNOCKOUT KITS

Slug-Buster® Manual Knockout Kits



7235BB

- Assortment of commonly used Slug-Buster® knockout punches, packaged to meet the contractor's needs.
- High-impact, rugged plastic carrying case.



7237BB

CAT. NO.	UPC NO.	DESCRIPTION	CAPACITY			
			MILD STEEL		WEIGHT	
			GA	mm	LBS.	kg.
7235BB	32013	1/2" - 1-1/4" Conduit Size Manual Slug-Buster® Knockout Punch Kit	10	3.5	2.7	1.2
7237BB	32014	1-1/2" and 2" Conduit Size Manual Slug-Buster® Knockout Punch Kit	10	3.5	5.2	2.4

7235BB/32013 SLUG-BUSTER® KNOCKOUT PUNCH KIT INCLUDES

CAT. NO.	UPC NO.	DESCRIPTION	HOLE SIZE ACTUAL			
			Ø INCH	Ø mm	PG	
721-1/2	31756	1/2" Conduit Size Punch	7/8	.885	22.5	16
14722	14722	1/2" Conduit Size Die	7/8	.885	22.5	16
00042	00042	Draw Stud-3/8" x 1-5/8"				
721-3/4	31757	3/4" Conduit Size Punch	—	1.115	28.3	—
124AV	06972	3/4" Conduit Size Die	—	1.115	28.3	—
721-1	31758	1" Conduit Size Punch	—	1.362	34.6	—
126AV	04011	1" Conduit Size Die	—	1.362	34.6	—
721-1-1/4	31759	1-1/4" Conduit Size Punch	—	1.701	43.2	—
128AV	04013	1-1/4" Conduit Size Die	—	1.701	43.2	—
249AVBB	04040	Draw Stud-3/4" x 2-1/8"				
31880	31880	Plastic Case				

7237BB/32014 SLUG-BUSTER® KNOCKOUT PUNCH KIT INCLUDES

CAT. NO.	UPC NO.	DESCRIPTION	HOLE SIZE ACTUAL			
			Ø INCH	Ø mm	PG	
721-1-1/2	31760	1-1/2" Conduit Size Punch	—	1.951	49.6	—
440AV	04061	1-1/2" Conduit Size Die	—	1.951	49.6	—
721-2	31761	2" Conduit Size Punch	2-3/8	2.416	61.5	—
442AV	04063	2" Conduit Size Die	2-3/8	2.416	61.5	—
304AVBB	04042	Draw Stud-3/4" x 2-15/16"				
32012	32012	Plastic Case				

Holemaking

USA

Tel: 800.435.0786
Fax: 800.451.2632

CANADA

Tel: 800.435.0786
Fax: 800.524.2653

INTERNATIONAL

Tel: +1.815.397.7070
Fax: +1.815.397.9247



Slug-Buster® Ratchet Punch Driver Kits

1904



- Time-saving ball bearing head punches faster than wrench method.
- Requires less than half the force of conventional ratchet drivers.
- Punches up through 10 gauge (3.5 mm) mild steel with Greenlee Standard and Slug-Buster® punches; and 16 gauge (1.5 mm) stainless steel with Greenlee Slug-Splitter SC[™] punches.
- Ratchet action allows for use in confined areas.
- Unique design eliminates stud rotation during punching – lowers the strain on studs.
- Steel carrying case.

CAT. NO.	UPC NO.	DESCRIPTION	WEIGHT	
			LBS.	kg.
1904	30216	Basic High Leverage Ratchet Driver with Three Draw Studs and Case	14	6.4
1906SB	34357	High Leverage Ratchet Driver with 1/2" through 2" Slug-Buster® Conduit Size Punches, Dies, Draw Studs and Case	20	9.1

CAT. NO.	UPC NO.	DESCRIPTION	HOLE SIZE						KIT CAT./UPC NO.	
			CONDUIT & PIPE SIZE	ACTUAL		CAPACITY MILD STEEL		1904/30216	1906SB/34357	
				Ø INCH	Ø mm	GA	mm			
721-1/2	31756	1/2" Conduit Size Slug-Buster® Punch	1/2"	7/8	0.885	22.5	10	3.5		✓
14722	14722	1/2" Conduit Size Die	1/2"	7/8	0.885	22.5	10	3.5		✓
721-3/4	31757	3/4" Conduit Size Slug-Buster® Punch	3/4"	—	1.115	28.3	10	3.5		✓
124AV	06972	3/4" Conduit Size Die	3/4"	—	1.115	28.3	10	3.5		✓
721-1	31758	1" Conduit Size Slug-Buster® Punch	1"	—	1.362	34.6	10	3.5		✓
126AV	04011	1" Conduit Size Die	1"	—	1.362	34.6	10	3.5		✓
721-1-1/4	31759	1-1/4" Conduit Size Slug-Buster® Punch	1-1/4"	1-11/16	1.701	43.2	10	3.5		✓
128AV	04013	1-1/4" Conduit Size Die	1-1/4"	1-11/16	1.701	43.2	10	3.5		✓
721-1-1/2	31760	1-1/2" Conduit Size Slug-Buster® Punch	1-1/2"	1-15/16	1.951	49.6	10 *	3.5		✓
440AV	04061	1-1/2" Conduit Size Die	1-1/2"	1-15/16	1.951	49.6	10 *	3.5		✓
721-2	31761	2" Conduit Size Slug-Buster® Punch	2"	2-3/8	2.416	61.5	10 *	3.5		✓
442AV	04063	2" Conduit Size Die	2"	2-3/8	2.416	61.5	10 *	3.5		✓
12097	12097	Draw Stud – 3/8" x 3 1/2"							✓	✓
12099	12099	Draw Stud – 3/4" x 4-3/4"							✓	✓
30227	30227	Draw Stud – 7/16" x 3-5/8"							✓	
30228	30228	Steel Case							✓	✓
20495	20495	Ratchet wrench only							✓	✓
30225	30225	Handle							✓	✓

Holemaking

INTERNATIONAL

Tel: +1.815.397.7070
Fax: +1.815.397.9247

CANADA

Tel: 800.435.0786
Fax: 800.524.2853

USA

Tel: 800.435.0786
Fax: 800.451.2632

Slug-Buster® Knockout Kit with Ratchet Wrench



- 1" Hex Ratchet Wrench allows use with both 3/8" (9.5 mm) and 3/4" (19.1 mm) draw studs.
- High-impact, rugged plastic carrying case.

CAT. NO.	UPC NO.	DESCRIPTION	CAPACITY			
			MILD STEEL		WEIGHT	
			GA	mm	LBS.	kg.
7238SB	34757	1/2" – 2" Conduit Size Slug-Buster® Knockout Punch Kit	10	3.5	10	4.54

7238SB/34757 SLUG-BUSTER® KNOCKOUT PUNCH KIT INCLUDES

CAT. NO.	UPC NO.	DESCRIPTION	HOLE SIZE ACTUAL			
			Ø INCH	Ø mm	PG	
34941	34941	R Ratchet wrench – 1" Hex				
721-1/2	31756	R 1/2" Conduit Size Punch	7/8	.885	22.5	16
14722	14722	R 1/2" Conduit Size Die	7/8	.885	22.5	16
721-3/4	31757	R 3/4" Conduit Size Punch	—	1.115	28.3	—
124AV	06972	R 3/4" Conduit Size Die	—	1.115	28.3	—
721-1	31758	R 1" Conduit Size Punch	—	1.362	34.6	—
126AV	04011	R 1" Conduit Size Die	—	1.362	34.6	—
721-1-1/4	31759	R 1-1/4" Conduit Size Punch	—	1.701	43.2	—
128AV	04013	R 1-1/4" Conduit Size Die	—	1.701	43.2	—
721-1-1/2	31760	R 1-1/2" Conduit Size Punch	—	1.951	49.6	—
440AV	04061	R 1-1/2" Conduit Size Die	—	1.951	49.6	—
721-2	31761	R 2" Conduit Size Punch	2-3/8	2.416	61.5	—
442AV	04063	R 2" Conduit Size Die	2-3/8	2.416	61.5	—
00042	00042	R Ball Bearing Draw Stud with 1" Hex Head–3/8" x 1-5/8"				
304AVBB	04042	R Ball Bearing Draw Stud–3/4" x 2-15/16"				
34758	34758	R Plastic Case				

Holemaking

USA

Tel: 800.435.0786
Fax: 800.451.2632

CANADA

Tel: 800.435.0786
Fax: 800.524.2653

INTERNATIONAL

Tel: +1.815.397.7070
Fax: +1.815.397.9247



Slug-Buster® Knockout Kit with Ratchet Wrench - Metric



- 1" (25.4 mm) hex ratchet wrench allows use with both 3/8" (9.5 mm) and 3/4" (19.1 mm) draw studs.
- 3/8" (9.7 mm) Kwik Stepper® step bit included.
- High-impact, rugged plastic carrying case.

CAT. NO.	UPC NO.	DESCRIPTION	WEIGHT	
			LBS.	kg.
36690	36690	Pg-9 through 30.5 mm Manual Slug-Buster® Metric Knockout Punch Kit	4.7	2.1
36691	36691	Pg-9 through Pg-48 and 30.5 mm Manual Slug-Buster® Metric Knockout Punch Kit	9	4.1
36692	36692	ISO-16 through ISO-40 Manual Slug-Buster® Metric Knockout Punch Kit	5.6	2.5
36693	36693	ISO-16 through ISO-63 Manual Slug-Buster® Metric Knockout Punch Kit	9	4.1

CAT. NO.	UPC NO.	DESCRIPTION	HOLE SIZE				CAPACITY MILD STEEL		KIT CAT./UPC NO.				
			ACTUAL		PG	ISO	GA	mm	36690	36691	36692	36693	
			Ø INCH	Ø mm									
31969	31969	Slug-Buster® Punch	—	0.598	15.2	9	—	14	2.0	✓	✓		
32002	32002	Die	—	0.598	15.2	9	—	14	2.0	✓	✓		
31970	31970	Slug-Buster® Punch	—	0.732	18.6	11	—	14	2.0	✓	✓		
32003	32003	Die	—	0.732	18.6	11	—	14	2.0	✓	✓		
31971	31971	Slug-Buster® Punch	—	0.803	20.4	13	20	14	2.0	✓	✓	✓	✓
32004	32004	Die	—	0.803	20.4	13	20	14	2.0	✓	✓	✓	✓
721-1/2	31756	Slug-Buster® Punch	7/8	0.885	22.5	16	—	10	3.5	✓	✓		
14722	14722	Die	7/8	0.885	22.5	16	—	10	3.5	✓	✓		
31973	31973	Slug-Buster® Punch	—	1.115	28.3	21	—	14	2.0	✓	✓		
32006	32006	Die	—	1.115	28.3	21	—	14	2.0	✓	✓		
36284	36284	30.5 mm Slug-Buster® Punch	1-7/32	1.210	30.5	—	—	14	2.0	✓	✓		
36279	36279	30.5 mm Die	1-7/32	1.210	30.5	—	—	14	2.0	✓	✓		
31975	31975	Slug-Buster® Punch	—	1.457	37.0	29	—	10	3.5		✓		
32008	32008	Die	—	1.457	37.0	29	—	10	3.5		✓		
31976	31976	Slug-Buster® Punch	—	1.850	47.0	36	—	10	3.5		✓		
32009	32009	Die	—	1.850	47.0	36	—	10	3.5		✓		
31978	31978	Slug-Buster® Punch	—	2.362	60.0	48	—	10	3.5		✓		
32011	32011	Die	—	2.362	60.0	48	—	10	3.5		✓		
35163	35163	ISO-16 Slug-Buster® Punch	—	0.638	16.2	—	16	14	2.0			✓	✓
35162	35162	ISO-16 Die	—	0.638	16.2	—	16	14	2.0			✓	✓
35165	35165	ISO-25 Slug-Buster® Punch	1	1.000	25.4	—	25	14	2.0			✓	✓
35164	35164	ISO-25 Die	1	1.000	25.4	—	25	14	2.0			✓	✓
35169	35169	ISO-32 Slug-Buster® Punch	—	1.280	32.5	—	32	10	3.5			✓	✓
35168	35168	ISO-32 Die	—	1.280	32.5	—	32	10	3.5			✓	✓
35158	35158	ISO-40 Slug-Buster® Punch	—	1.595	40.5	—	40	10	3.5			✓	✓
35159	35159	ISO-40 Die	—	1.595	40.5	—	40	10	3.5			✓	✓
35160	35160	ISO-50 Slug-Buster® Punch	2	2.000	50.8	—	50	10	3.5				✓
35161	35161	ISO-50 Die	2	2.000	50.8	—	50	10	3.5				✓
35167	35167	ISO-63 Slug-Buster® Punch	2-1/2	2.500	63.5	—	63	10	3.5				✓
35166	35166	ISO-63 Die	2-1/2	2.500	63.5	—	63	10	3.5				✓
249AVBB	04040	Draw Stud – 3/4" x 2-1/8"											✓
304AVBB	04042	Draw Stud – 3/4" x 2-15/16"										✓	✓
36018	36018	Kwik Stepper® Step Bit 9.7 mm								✓	✓	✓	✓
34941	34941	Ratchet Wrench – 1" Hex								✓	✓	✓	✓
00042	00042	Ball Bearing Drive Nut with 1" Hex Head, 3/8" x 3"								✓	✓	✓	✓
36685	36685	Plastic Case								✓	✓	✓	✓

Holemaking

INTERNATIONAL

Tel: +1.815.397.7070
Fax: +1.815.397.9247

CANADA

Tel: 800.435.0786
Fax: 800.524.2853

USA

Tel: 800.435.0786
Fax: 800.451.2632

Slug-Buster® Knockout Punch Kits for Ratchet/Hydraulic Drivers



- Packaged in carton for easy insertion into your existing case.
- Replacement punch kits for battery-powered, hydraulic and ratchet drivers.

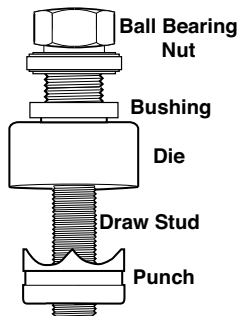
CAT. NO.	UPC NO.	DESCRIPTION	WEIGHT	
			LBS.	kg.
7216	32017	1/2" - 2" Conduit Size Knockout Punch and Die Kit	5.5	2.5
7214E	32398	Pg-9 through 30.5 mm Slug-Buster® Pg Punch Kit	1.3	.6
7215E	32803	Pg-9 through Pg-48 and 30.5 mm Slug-Buster® Pg Punch Kit	5.1	2.3
35617	35617	ISO-16 through ISO-40 Slug-Buster® ISO Punch Kit	1.6	.7
06892	06892	ISO-16 through ISO-63 Slug-Buster® ISO Punch Kit	5.5	2.5

CAT. NO.	UPC NO.	DESCRIPTION	HOLE SIZE						CAPACITY-		KIT CAT./UPC NO.				
			CONDUIT & PIPE SIZE	ACTUAL		PG	ISO	MILD STEEL		7216/32017	7214E/32398	7215E/32803	35617	06892	
				Ø INCH	Ø mm			GA	mm						
721-1/2	31756	1/2" Conduit Size Punch	1/2"	7/8	.885	22.5	16	—	10	3.5	✓	✓	✓		
14722	14722	1/2" Conduit Size Die	1/2"	7/8	.885	22.5	16	—	10	3.5	✓	✓	✓		
721-3/4	31757	3/4" Conduit Size Punch	3/4"	—	1.115	28.3	—	—	10	3.5	✓				
124AV	06972	3/4" Conduit Size Die	3/4"	—	1.115	28.3	—	—	10	3.5	✓				
721-1	31758	1" Conduit Size Punch	1"	—	1.362	34.6	—	—	10	3.5	✓				
126AV	04011	1" Conduit Size Die	1"	—	1.362	34.6	—	—	10	3.5	✓				
721-1-1/4	31759	1-1/4" Conduit Size Punch	1-1/4"	—	1.701	43.2	—	—	10	3.5	✓				
128AV	04013	1-1/4" Conduit Size Die	1-1/4"	—	1.701	43.2	—	—	10	3.5	✓				
721-1-1/2	31760	1-1/2" Conduit Size Punch	1-1/2"	—	1.951	49.6	—	—	10	3.5	✓				
440AV	04061	1-1/2" Conduit Size Die	1-1/2"	—	1.951	49.6	—	—	10	3.5	✓				
721-2	31761	2" Conduit Size Punch	2"	2-3/8	2.416	61.5	—	—	10	3.5	✓				
442AV	04063	2" Conduit Size Die	2"	2-3/8	2.416	61.5	—	—	10	3.5	✓				
31969	31969	Punch	—	—	.598	15.2	9	—	14	2.0		✓	✓		
32002	32002	Die	—	—	.598	15.2	9	—	14	2.0		✓	✓		
31970	31970	Punch	—	—	.732	18.6	11	—	14	2.0		✓	✓		
32003	32003	Die	—	—	.732	18.6	11	—	14	2.0		✓	✓		
31971	31971	Punch	—	—	.803	20.4	13	20	14	2.0		✓	✓	✓	✓
32004	32004	Die	—	—	.803	20.4	13	20	14	2.0		✓	✓	✓	✓
31973	31973	Punch	—	—	1.115	28.3	21	—	14	2.0		✓	✓		
32006	32006	Die	—	—	1.115	28.3	21	—	14	2.0		✓	✓		
36284	36284	30.5 mm Punch	—	1-7/32	1.210	30.5	—	—	14	3.5		✓	✓		
36279	36279	30.5 mm Die	—	1-7/32	1.210	30.5	—	—	14	3.5		✓	✓		
31975	31975	Punch	—	—	1.457	37.0	29	—	10	3.5			✓		
32008	32008	Die	—	—	1.457	37.0	29	—	10	3.5			✓		
31976	31976	Punch	—	—	1.850	47.0	36	—	10	3.5			✓		
32009	32009	Die	—	—	1.850	47.0	36	—	10	3.5			✓		
31978	31978	Punch	—	—	2.362	60.0	48	—	10	3.5			✓		
32011	32011	Die	—	—	2.362	60.0	48	—	10	3.5			✓		
35163	35163	ISO-16 Punch	—	—	0.638	16.2	—	16	14	2.0				✓	✓
35162	35162	ISO-16 Die	—	—	0.638	16.2	—	16	14	2.0				✓	✓
35165	35165	ISO-25 Punch	—	1	1.000	25.4	—	25	14	2.0				✓	✓
35164	35164	ISO-25 Die	—	1	1.000	25.4	—	25	14	2.0				✓	✓
35169	35169	ISO-32 Punch	—	—	1.280	32.5	—	32	10	3.5				✓	✓
35168	35168	ISO-32 Die	—	—	1.280	32.5	—	32	10	3.5				✓	✓
35158	35158	ISO-40 Punch	—	—	1.595	40.5	—	40	10	3.5				✓	✓
35159	35159	ISO-40 Die	—	—	1.595	40.5	—	40	10	3.5				✓	✓
35160	35160	ISO-50 Punch	—	2	2.000	50.8	—	50	10	3.5				✓	✓
35161	35161	ISO-50 Die	—	2	2.000	50.8	—	50	10	3.5				✓	✓
35167	35167	ISO-63 Punch	—	—	2.520	64.0	—	63	10	3.5				✓	✓
35166	35166	ISO-63 Die	—	—	2.520	64.0	—	63	10	3.5				✓	✓



STANDARD KNOCKOUT PUNCHES


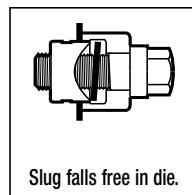
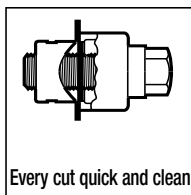
Standard Round Knockout Punches 0.5" to 6" Conduit and Pipe



- Round standard metal punch units are complete units consisting of punch, die and draw stud.
- Use with battery-powered, hydraulic, ratchet or manual drivers.
- Properly assembled through pilot holes, they will make clean, fast and accurate holes.

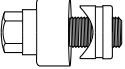


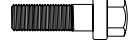

SPECIFICATIONS

Capacity	Mild steel up through 10 gauge (3.5 mm).
Application	Punch mild steel, aluminum, fiberglass and plastic.
Hole Sizes	Conduit Sizes - Hole size is outside diameter of US conduit sizes. Example: 1/2" conduit size punch actually makes a 7/8" hole. Pg Sizes - European standard pipe sizes. ISO Sizes - International Standards Organization pipe sizes.
Operation	Operate with battery-powered, hydraulic, ratchet or manual drivers. When used with battery-powered, hydraulic, or ratchet drivers buy the punch and die only; the draw stud is part of the driver kit.



*CAT. NO.	UPC NO.	DESCRIPTION
3037AV	04686	Bushing for 3-1/2" (conduit hole size) and larger punches with manual operation

Standard Round Knockout Punches

PUNCH UNIT											REPLACEMENT PARTS									
																				
PUNCH KIT-INCLUDES		HOLE SIZE					CAPACITY		WEIGHT		REPLACEMENT PUNCH		REPLACEMENT DIE		REPLACEMENT DRAW STUD		REPLACEMENT BALL BEARING NUT			
CAT. NO.	UPC NO.	CONDUIT & PIPE SIZE	ACTUAL		PG	ISO	MILD STEEL		LBS.	g	CAT. NO.	UPC NO.	CAT. NO.	UPC NO.	CAT. NO.	UPC NO.	CAT. NO.	UPC NO.		
			Ø INCH	Ø mm			GA.	mm												
730-1/2	02408	—	1/2	0.500	12.7	7	—	16	1.5	.1	46	1760AV	06996	1759AV	04235	1675AV	04218	—	—	
730-9/16	02433	—	9/16	0.563	14.3	—	—	16	1.5	.1	46	1754AV	04230	1753AV	04229	1675AV	04218	—	—	
21115	21115	—	—	0.598	15.2	9	—	14	2.0	.3	137	21316	21316	32002	32002	00042	00042	—	—	
730-5/8	02409	—	5/8	0.625	15.9	—	—	16	1.5	.2	91	1742AV	04223	1743AV	04224	1675AV	04218	—	—	
35192	35192	—	—	0.638	16.2	—	—	16	1.4	.3	137	35193	35193	35162	35162	00042	00042	—	—	
730BB-11/16	25340	—	11/16	0.688	17.5	—	—	14	2.0	.3	137	1752AV	04228	1751AV	04227	00042	00042	—	—	
730EBB-18.6	18886	—	—	0.732	18.6	11	—	14	2.0	.3	137	17700	17700	32003	32003	00042	00042	—	—	
730BB-3/4	20667	—	3/4	0.750	19.1	—	—	14	2.0	.3	137	113AV	03998	114AV	03999	00042	00042	—	—	
730EBB - 20.4	18887	—	—	0.803	20.4	13	20	14	2.0	.3	137	17697	17697	32004	32004	00042	00042	—	—	
730BB-13/16	20668	—	13/16	0.812	20.6	—	—	14	2.0	.3	137	1745AV	04226	1744AV	04225	00042	00042	—	—	
71BB	22563	1/2"	7/8	0.885	22.5	16	—	10	3.5	.4	182	121AV	04006	14722	14722	00042	00042	—	—	
730BB-15/16	25341	—	15/16	0.937	23.8	—	—	14	2.0	.5	227	1762AV	04238	1761AV	04237	00042	00042	—	—	
730BB-1	20670	—	1	1.000	25.4	—	—	25	14	2.0	.5	227	87AV	03986	35164	35164	00042	00042	—	—
730BB-1-1/16	25342	—	1-1/16	1.063	27.0	—	—	14	2.0	.5	227	1763AV	04240	1764AV	04242	00042	00042	—	—	
72BB	22564	3/4"	—	1.115	28.3	21	—	10	3.5	.9	409	123AV	04008	124AV	06972	249AVBB	04040	—	—	
36910	36910	3/4"	—	1.115	28.3	21	—	14	2.0	.6	273	36882	36882	32006	32006	00042	00042	—	—	
730BB-1-1/8	20671	—	1-1/8	1.125	28.6	—	—	14	2.0	.6	273	91AV	03990	92AV	03991	00042	00042	—	—	
36506	36506	—	1-7/32	1.210	30.5	—	—	16	1.5	.6	273	36282	36282	36279	36279	00042	00042	—	—	
730BB-1-1/4	20673	—	1-1/4	1.250	31.8	—	—	16	1.5	.7	318	117AV	04002	118AV	04003	00042	00042	—	—	
24476	24476	—	—	1.280	32.5	—	—	32	10	3.5	1	454	24459	24459	35168	35168	249AVBB	04040	—	—
730BB-1-5/16	25344	—	1-5/16	1.313	33.4	—	—	16	1.5	.7	318	1747AV	06587	1746AV	06586	00042	00042	—	—	
73BB	22565	1"	—	1.362	34.6	—	—	10	3.5	1.1	499	125AV	04010	126AV	04011	249AVBB	04040	—	—	
730BB-1-3/8	25427	—	1-3/8	1.375	34.9	—	—	10	3.5	1.1	499	3205AV	04734	3206AV	04735	249AVBB	04040	—	—	
730EBB-37	18890	—	—	1.457	37.0	29	—	10	3.5	1	454	18331	18331	32008	32008	249AVBB	04040	—	—	
730BB-1-1/2	25428	—	1-1/2	1.500	38.1	—	—	10	3.5	1.2	545	3207AV	04736	3208AV	07044	249AVBB	04040	—	—	
24477	24477	—	—	1.595	40.5	—	—	40	10	3.5	1.3	590	24462	24462	35159	35159	249AVBB	04040	—	—
730BB-1-5/8	25349	—	1-5/8	1.625	41.3	—	—	10	3.5	1.4	636	1794AV	04251	1793AV	04250	249AVBB	04040	—	—	
74BB	22566	1-1/4"	1-11/16	1.701	43.2	—	—	10	3.5	1.4	636	127AV	06974	128AV	04013	249AVBB	04040	—	—	
730BB-1-3/4	25350	—	1-3/4	1.750	44.5	—	—	10	3.5	1.5	681	1816AV	04257	1815AV	04256	249AVBB	04040	—	—	
730EBB-47	18891	—	—	1.850	47.0	—	—	10	3.5	1.7	772	17687	17687	32009	32009	304AVBB	04042	—	—	
730BB-1-7/8	25351	—	1-7/8	1.875	47.6	—	—	10	3.5	1.9	862	1791AV	04248	1792AV	04249	304AVBB	04042	—	—	
75BB	22567	1-1/2"	1-15/16	1.951	49.6	—	—	10	3.5	2	908	439AV	06978	440AV	04061	304AVBB	04042	—	—	
730BB-2	20676	—	2	2.000	50.8	—	—	50	10	3.5	1.9	862	1756AV	04232	35161	35161	304AVBB	04042	—	—
730BB-2-1/8	20678	—	2-1/8	2.125	54.0	42	—	10	3.5	2.2	998	1783AV	04245	36173	36173	304AVBB	04042	—	—	
730BB-2-1/4	25360	—	2-1/4	2.250	57.2	—	—	10	3.5	2.6	1180	437AV	04058	438AV	04059	304AVBB	04042	—	—	
730EBB-60	18892	—	—	2.362	60.0	48	—	10	3.5	2.6	1180	17690	17690	32011	32011	304AVBB	04042	—	—	
76BB	22568	2"	2-3/8	2.416	61.5	—	—	10	3.5	3	1361	441AV	04062	442AV	04063	304AVBB	04042	—	—	
730BB-2-1/2	20679	—	2-1/2	2.500	63.5	—	—	63	10	3.5	3	1361	1758AV	04234	1757AV	04233	304AVBB	04042	—	—
730PBB-2-5/8	21214	—	2-5/8	2.625	66.7	—	—	10	3.5	5.1	2314	1795AV	04252	1796AV	06997	1434AV	04188	1433AVBB	04187	—
730BB-2-3/4	25361	—	2-3/4	2.750	69.9	—	—	10	3.5	4.8	2178	1790AV	04247	1789AV	04246	1434AV	04188	1433AVBB	04187	—
730MBB	25383	—	—	2.781	70.6	—	—	10	3.5	3.8	1724	730101A	02445	730100A	02443	304AVBB	04042	—	—	
738BB	19975	2-1/2"	2-7/8	2.914	74.0	—	—	10	3.5	5	2268	1429AV	04175	1430AV	04177	1434AV	04188	1433AVBB	04187	—
730BB-3	25372	—	3	3.000	76.2	—	—	10	3.5	6.1	2767	1821AV	04259	1820AV	04258	1434AV	04188	1433AVBB	04187	—
730TBB	25403	—	3-1/8	3.125	79.4	—	—	10	3.5	6	2722	1798AV	06363	1797AV	06362	1434AV	04188	1433AVBB	04187	—
730EBB-82	18635	—	—	3.228	82.0	—	—	10	3.5	6.3	2858	18905	18905	18906	18906	1434AV	04188	1433AVBB	04187	—
739BB	19976	3"	3-1/2	3.539	89.9	—	—	10	3.5	5.9	2677	1431AV	04180	1432AV	04183	1434AV	04188	1433AVBB	04187	—
730PBB-3-3/4	21216	—	3-3/4	3.750	95.3	—	—	10	3.5	7.7	3493	4640AV	05265	4641AV	05266	1434AV	04188	1433AVBB	04187	—
741BB*	19977	3-1/2"	4	4.044	102.7	—	—	10	3.5	10	4536	2982AV	04653	2981AV	04652	3026AV	04679	3036AVBB	04685	—
742BB*	19978	4"	4-1/2	4.544	115.4	—	—	10	3.5	11.4	5172	2984AV	04655	2983AV	04654	3026AV	04679	3036AVBB	04685	—
730EBB-120*	21519	—	—	4.724	120.0	—	—	10	3.5	13	5897	21489	21489	21491	21491	3026AV	04679	3036AVBB	04685	—
743BB*	19980	5"	5-5/8	5.675	144.1	—	—	10	3.5	19	8619	5135AV	05447	5136AV	05448	3026AV	04679	3036AVBB	04685	—
744BB	50005	6"	6-3/8	6.375	161.9	—	—	10	3.5	36	16329	5137AV	50008	5138AV	50006	3026AV	04679	3036AVBB	04685	—

Holemaking

USA

Tel: 800.435.0786
Fax: 800.451.2632

CANADA

Tel: 800.435.0786
Fax: 800.524.2653

INTERNATIONAL

Tel: +1.815.397.7070
Fax: +1.815.397.9247

N = NEW PRODUCT **R** = REPLACEMENT PART **A** = ACCESSORY



STANDARD KNOCKOUT PUNCH KITS

Standard Round Manual Knockout Punch Kits



735BB



737BB

Wrenches Sold Separately
for kits 737BB, 735BB and 7304BB



7304 For 11 Ton
Hydraulic Drivers

- Assortment of commonly used round standard knockout punches, packaged to meet the contractor's needs.
- High-impact, rugged plastic carrying case.

CAT. NO.	UPC NO.	DESCRIPTION	CAPACITY MILD STEEL		WEIGHT	
			GA	mm	LBS.	kg.
735BB	19973	1/2" - 1-1/4" Conduit Size Knockout Punch Kit (Manual Round Standard)	10	3.5	2.5	1.1
737BB	19974	1-1/2" - 2" Conduit Size Knockout Punch Kit (Manual Round Standard)	10	3.5	4.4	2.0
7304	02815	Standard Punches and Dies (no draw studs) for 2-1/2" through 4" Conduit, in Plastic Case	10	3.5	21	9.5

735BB/19973 KNOCKOUT PUNCH KIT INCLUDES

CAT. NO.	UPC NO.	DESCRIPTION	HOLE SIZE		
			ACTUAL		Ø mm
			Ø INCH		
721-1/2	31756	R 1/2" Conduit Size Slug-Buster® Punch	7/8	0.885	22.5
14722	14722	R 1/2" Conduit Size Die	7/8	0.885	22.5
00042	00042	R 3/8" x 1-9/16" Draw Stud			
123AV	04008	R 3/4" Conduit Size Punch	—	1.115	28.3
124AV	06972	R 3/4" Conduit Size Die	—	1.115	28.3
125AV	04010	R 1" Conduit Size Punch	—	1.362	34.6
126AV	04011	R 1" Conduit Size Die	—	1.362	34.6
127AV	06974	R 1-1/4" Conduit Size Punch	1-11/16	1.701	43.2
128AV	04013	R 1-1/4" Conduit Size Die	1-11/16	1.701	43.2
249AVBB	04040	R 3/4" x 2-1/8" Draw Stud			
31880	31880	R Plastic Case			

737BB/19974 KNOCKOUT PUNCH KIT INCLUDES

CAT. NO.	UPC NO.	DESCRIPTION	HOLE SIZE		
			ACTUAL		Ø mm
			Ø INCH		
439AV	06978	R 1-1/2" Conduit Size Punch	1-15/16	1.951	49.6
440AV	04061	R 1-1/2" Conduit Size Die	1-15/16	1.951	49.6
441AV	04062	R 2" Conduit Size Punch	2-3/8	2.416	61.5
442AV	04063	R 2" Conduit Size Die	2-3/8	2.416	61.5
304AVBB	04042	R 3/4" x 2-15/16" Draw Stud			
32012	32012	R Plastic Case			

7304/02815 KNOCKOUT PUNCH KIT INCLUDES

CAT. NO.	UPC NO.	DESCRIPTION	HOLE SIZE		
			ACTUAL		Ø mm
			Ø INCH		
1429AV	04175	R 2-1/2" Conduit Size Punch	2-7/8	2.914	74.0
1430AV	04177	R 2-1/2" Conduit Size Die	2-7/8	2.914	74.0
1431AV	04180	R 3" Conduit Size Punch	3-1/16	3.539	89.9
1432AV	04183	R 3" Conduit Size Die	3-1/2	3.539	89.9
2982AV	04978	R 3-1/2" Conduit Size Punch	4	4.044	102.7
2981AV	04652	R 3-1/2" Conduit Size Die	4	4.044	102.7
2984AV	04655	R 4" Conduit Size Punch	4-1/2	4.544	115.4
2983AV	04654	R 4" Conduit Size Die	4-1/2	4.544	115.4
30236	30236	R Plastic Case			

NOTE: See Standard Round Knockout Punches on pages 56 and 57 for listing of individual punch units, punches, dies and draw studs.

Holemaking

INTERNATIONAL

Tel: +1.815.397.7070
Fax: +1.815.397.9247

CANADA

Tel: 800.435.0786
Fax: 800.524.2853

USA

Tel: 800.435.0786
Fax: 800.451.2632

Standard Round Manual Industrial Punch Kit



Wrench Sold Separately

SPECIFICATIONS

Capacity	1-1/4" Punch - 16 gauge (1.5 mm) mild steel.
	3/4", 1", and 1-1/8" Punches - 14 gauge (2.0 mm) mild steel.
	7/8" and 1-1/2" Punches 10 gauge (3.5 mm) mild steel.
Operation	Manual - Wrench not included.

- Includes most popular sizes for industrial applications.
- Time-saving tool for maintenance, repair and operation applications.
- Convenient steel carrying case.
- Ball bearing drive screw for easy manual operation or use with ratchet and hydraulic drivers.

CAT. NO.	UPC NO.	DESCRIPTION
39860	39860	3/4" - 1-1/2" Hole Size Manual Industrial Punch Kit

39860 MANUAL INDUSTRIAL KNOCKOUT PUNCH KIT INCLUDES

CAT. NO.	UPC NO.	DESCRIPTION	HOLE SIZE		
			ACTUAL		
			Ø INCH	Ø mm	Ø mm
113AV	03998	R 3/4" Punch	3/4	0.750	19.1
114AV	03999	R 3/4" Die	3/4	0.750	19.1
121AV	04006	R 7/8" Punch	7/8	0.885	22.5
14722	14722	R 7/8" Die	7/8	0.885	22.5
87AV	03986	R 1" Punch	1	1.000	25.4
35164	35164	R 1" Die	1	1.000	25.4
91AV	03990	R 1-1/8" Punch	1-1/8	1.125	28.6
92AV	03991	R 1-1/8" Die	1-1/8	1.125	28.6
117AV	04002	R 1-1/4" Punch	1-1/4	1.250	31.8
118AV	04003	R 1-1/4" Die	1-1/4	1.250	31.8
3207AV	04736	R 1-1/2" Punch	1-1/2	1.500	38.1
3208AV	07044	R 1-1/2" Die	1-1/2	1.500	38.1
00042	00042	R 3/8" BB Draw Stud			
249AVBB	04040	R 3/4" BB Draw Stud			
19193	19193	R Steel Storage Box			

Holemaking

USA

Tel: 800.435.0786
Fax: 800.451.2632

CANADA

Tel: 800.435.0786
Fax: 800.524.2653

INTERNATIONAL

Tel: +1.815.397.7070
Fax: +1.815.397.9247

Standard Round Manual Knockout Punch Kits - Metric



- 1" (25.4 mm) Hex ratchet wrench allows use with both 3/8" (9.5 mm) and 3/4" (19.1 mm) draw studs.
- 12.7 mm Kwik Stepper[®] step bit included.
- Plastic carrying case included.

CAT. NO.	UPC NO.	DESCRIPTION	WEIGHT	
			LBS.	kg.
36687	36687	Pg-9 through Pg-48 Manual Round Standard Knockout Punch Kit	8.8	4
36688	36688	ISO-16 through ISO-40 Manual Round Standard Knockout Punch Kit	5.2	2.3
7309E	32804	Pg-9 through Pg-48 Standard Knockout Pg. Punch Kit. Replacement Kit Packaged in Carton Without Plastic Case.	8.8	4

SPECIFICATIONS

Operation Manual - Ratchet wrench included

CAT. NO.	UPC NO.	DESCRIPTION	HOLE SIZE				CAPACITY		KIT CAT./UPC NO.			
			ACTUAL		PG	ISO	MILD STEEL		36687	36688	7309E	
			Ø INCH	Ø mm			GA	mm				32804
21316	21316	Pg-9 Punch	—	0.598	15.2	9	—	14	2.0			✓
31969	31969	Pg-9 Slug-Buster [®] Punch	—	0.598	15.2	9	—	14	2.0	✓		
32002	32002	Pg-9 Die	—	0.598	15.2	9	—	14	2.0	✓		✓
17700	17700	Pg-11 Punch	—	0.732	18.6	11	—	14	2.0	✓		✓
32003	32003	Pg-11 Die	—	0.732	18.6	11	—	14	2.0	✓		✓
17697	17697	Pg-13 Punch	—	0.803	20.4	13	20	14	2.0	✓	✓	✓
32004	32004	Pg-13 Die	—	0.803	20.4	13	20	14	2.0	✓	✓	✓
121AV	04006	Pg-16 Punch	7/8	0.885	22.5	16	—	10	3.5	✓		✓
14722	14722	Pg-16 Die	7/8	0.885	22.5	16	—	10	3.5	✓		✓
36882	36882	Pg-21 Punch	—	1.115	28.3	21	—	10	3.5	✓		✓
32006	32006	Pg-21 Die	—	1.115	28.3	21	—	10	3.5	✓		✓
36282	36282	30.5 mm Punch	1-7/32	1.210	30.5	—	—	16	1.5	✓		✓
36279	36279	30.5 mm Die	1-7/32	1.210	30.5	—	—	16	1.5	✓		✓
18331	18331	Pg-29 Punch	—	1.457	37.0	29	—	10	3.5	✓		✓
32008	32008	Pg-29 Die	—	1.457	37.0	29	—	10	3.5	✓		✓
17687	17687	Pg-36 Punch	—	1.850	47.0	36	—	10	3.5	✓		✓
32009	32009	Pg-36 Die	—	1.850	47.0	36	—	10	3.5	✓		✓
17690	17690	Pg-48 Punch	—	2.362	60.0	48	—	10	3.5	✓		✓
32011	32011	Pg-48 Die	—	2.362	60.0	48	—	10	3.5	✓		✓
35193	35193	ISO-16 Punch	—	0.638	16.2	—	16	14	2.0		✓	
35162	35162	ISO-16 Die	—	0.638	16.2	—	16	14	2.0		✓	
87AV	03986	ISO-25 Punch	1	1.000	25.4	—	25	14	2.0		✓	
35164	35164	ISO-25 Die	1	1.000	25.4	—	25	14	2.0		✓	
24459	24459	ISO-32 Punch	—	1.280	32.5	—	32	10	3.5		✓	
35168	35168	ISO-32 Die	—	1.280	32.5	—	32	10	3.5		✓	
24462	24462	ISO-40 Punch	—	1.595	40.5	—	40	10	3.5		✓	
35159	35159	ISO-40 Die	—	1.595	40.5	—	40	10	3.5		✓	
1756AV	04232	ISO-50 Punch	2	2.000	50.8	—	50	10	3.5			
35161	35161	ISO-50 Die	2	2.000	50.8	—	50	10	3.5			
1758AV	04234	ISO-63 Punch	2-1/2	2.500	63.5	—	63	10	3.5			
1757AV	04233	ISO-63 Die	2-1/2	2.500	63.5	—	63	10	3.5			
249AVBB	04040	Draw Stud - 3/4" x 2-1/8"									✓	
304AVBB	04042	Draw Stud - 3/4" x 2-15/16"								✓		
34941	34941	Ratchet Wrench - 1" Hex								✓	✓	
34410	34410	Kwik Stepper [®] Step Bit 1/2" (12.7 mm)								✓	✓	
00042	00042	Ball Bearing Draw Stud with 1" Hex Head, 3/8" x 1-5/8"								✓	✓	
36685	36685	Plastic Case								✓	✓	

Holemaking

INTERNATIONAL

Tel: +1.815.397.7070
Fax: +1.815.397.9247

CANADA

Tel: 800.435.0786
Fax: 800.524.2853

USA

Tel: 800.435.0786
Fax: 800.451.2632

ELECTRIC & BATTERY-POWERED KNOCKOUT KITS

LS60L Battery-Powered Knockout Punch Driver Kits

NEW



LS60LA11

- State of the art 18V lithium ion (Li-ion) battery provides 70% more cycles per charge and faster cycle times.
- LED light provides the operator with the battery charge and tool maintenance status.
- Forward handle position improves tool balance.
- One trigger controls all tool functions.
- Punching cycle stops automatically when hole is complete to prevent damage to punch
- Overmolded tacky grip areas make gripping the tool easier and more comfortable.
- LED work light illuminates dark work areas.
- Greenlee battery-powered crimping tools now use bio-degradable oil.
- Smart chargers control the charging current, charging voltage and battery temperature to maximize battery life
- Available with 120V, 12V or 230V battery charger or with 120V or 230V corded adapter in place of batteries and charger

SPECIFICATIONS

Weight (driver with battery only)	8.8 lbs. (4.0 kg)
Overall Length (ram retracted)	11.5 in. (292 mm)
Height	12.5 in. (318 mm)
Maximum Punch Force	6.7 tons (60 kN)
Maximum Round Punch Size (in 10 gauge mild steel)	2.42 in. dia. (61.5 mm dia)
Maximum Square Punch Size (in 10 gauge mild steel)	2-11/16 in. x 2-11/16 in. (68.0 x 68.0 mm)
Maximum Rectangular Punch Size (in 10 gauge mild steel)	1.378 x 2.559 in. (35.0 x 65.0 mm)
Maximum Ram Travel	0.87 in (22 mm)
Charging Time	Approximately 1 hour
Battery Voltage	18 V, 3.0Ah, Li-ion

CAT. NO. UPC NO. DESCRIPTION

LS60LA11	52155	Battery Punch Driver -120 Volt Charger
LS60LA12	52156	Battery Punch Driver -12 Volt Charger
LS60LA22	52157	Battery Punch Driver -230 Volt Charger
LS60LB11	52158	Battery Punch Driver -120 Volt Charger
LS60LB12	52159	Battery Punch Driver -12 Volt Charger
LS60LB22	52160	Battery Punch Driver -230 Volt Charger
LS60LA120	52161	Punch Driver - 120 Volt AC Adapter
LS60LA230	52162	Punch Driver - 230 Volt AC Adapter
LS60LB120	52163	Punch Driver - 120 Volt AC Adapter
LS60LB230	52164	Punch Driver - 230 Volt AC Adapter

See page 62 for complete parts list for all kits.

STEEL CAPACITIES FOR CONDUIT SIZES

STUD AND ACCESSORIES	STANDARD PUNCHES AND SLUG-BUSTER®							SLUG-SPLITTER SC™							Electronic Connector Punches RS-232, 229, 231, 234, 238
	1/2" CON.	3/4"	1-7/32" CON.	1" CON.	1-1/4" CON.	1-1/2" CON.	2" CON.	1/2" CON.	3/4" CON.	1-7/32" CON.	1" CON.	1-1/4" CON.	1-1/2" CON.	2" CON.	
	Ø 0.885" 22.5mm	Ø 1.115" 28.3mm	Ø 1.210" 30.5mm	Ø 1.362" 34.6mm	Ø 1.701" 43.2mm	Ø 1.951" 49.6mm	Ø 2.415" 61.5mm	Ø 0.885" 22.5mm	Ø 1.115" 28.3mm	Ø 1.210" 30.5mm	Ø 1.362" 34.6mm	Ø 1.701" 43.2mm	Ø 1.951" 49.6mm	Ø 2.416" 61.5mm	
1614SS Draw Stud															
1924AA Spacer	Diagonal Hatching														
33967 Adapter															
1924AA Spacer ①								Diagonal Hatching							
29451 7/16" Draw Stud															
1924AA Spacer		Diagonal Hatching	Diagonal Hatching	Diagonal Hatching	Diagonal Hatching	Diagonal Hatching	Diagonal Hatching		Diagonal Hatching	Diagonal Hatching	Diagonal Hatching	Diagonal Hatching	Diagonal Hatching	Diagonal Hatching	
31872 3/4" Draw Stud															
31872 3/4" Draw Stud								Diagonal Hatching							
33967 Adapter															Diagonal Hatching

① 29451 sold separately. See page 76 for ordering information.

10 GA. (0.1345" [3.5 mm]) MILD STEEL
 10 GA. (0.1345" [3.5 mm]) STAINLESS STEEL
 12 GA. (0.1046" [2.5 mm]) STAINLESS STEEL
 16 GA. (0.0598" [1.5 mm]) MILD STEEL AND 1/8" ALUMINUM

Holemaking

USA
Tel: 800.435.0786
Fax: 800.451.2632

CANADA
Tel: 800.435.0786
Fax: 800.524.2653

INTERNATIONAL
Tel: +1.815.397.7070
Fax: +1.815.397.9247

Battery-Powered Knockout Punch Driver Kits Parts List

CAT. NO.	UPC NO.	DESCRIPTION	CONDUIT & PIPE SIZE	HOLE SIZE			PG	KIT CAT./UPC NO.			
				ACTUAL		PG		LS60LA11/03557	LS60LA12/03558	LS60LB11/04311	LS60LB12/04661
				Ø INCH	Ø mm						
721-1/2	31756	1/2" Conduit Size Slug-Buster® Punch	1/2"	7/8	0.885	22.5	16			✓	
14722	14722	1/2" Conduit Size Die	1/2"	7/8	0.885	22.5	16			✓	
721-3/4	31757	3/4" Conduit Size Slug-Buster® Punch	3/4"	—	1.115	28.3	21			✓	
124AV	06972	3/4" Conduit Size Die	3/4"	—	1.115	28.3	21			✓	
721-1	31758	1" Conduit Size Slug-Buster® Punch	1"	—	1.362	34.6	—			✓	
126AV	04011	1" Conduit Size Die	1"	—	1.362	34.6	—			✓	
721-1-1/4	31759	1-1/4" Conduit Size Slug-Buster® Punch	1-1/4"	1-11/16	1.701	43.2	—			✓	
128AV	04013	1-1/4" Conduit Size Die	1-1/4"	1-11/16	1.701	43.2	—			✓	
721-1-1/2	31760	1-1/2" Conduit Size Slug-Buster® Punch	1-1/2"	1-15/16	1.951	49.6	—			✓	
440AV	04061	1-1/2" Conduit Size Die	1-1/2"	1-15/16	1.951	49.6	—			✓	
721-2	31761	2" Conduit Size Slug-Buster® Punch	2"	2-3/8	2.416	61.5	—			✓	
442AV	04063	2" Conduit Size Die	2"	2-3/8	2.416	61.5	—			✓	
1614SS	30043	Draw Stud—3/8" x 2-13/16"						✓		✓	
31872	31872	Draw Stud—3/4" x 4-1/8"						✓		✓	
1924AA	03248	Spacer-Short						✓		✓	
33967	33967	Stud Adapter—3/8"						✓		✓	
01686	01686	Metal Case						✓		✓	
MKLS60	05956	Case for LS60						✓		✓	

Optional Accessories for LS6011B, LS6012B, and LS6022B (not included in kits)

29451	29451	Draw Stud—7/16" x 4-1/2" for Slug Splitter SC™ Stainless Steel Punches
-------	-------	--

Holemaking

INTERNATIONAL

Tel: +1.815.397.7070
Fax: +1.815.397.9247

CANADA

Tel: 800.435.0786
Fax: 800.524.2853

USA

Tel: 800.435.0786
Fax: 800.451.2632

HYDRAULIC KNOCKOUT KITS

Quick Draw® Hydraulic Punch Driver and Kits

7706SB
Flex Driver Kit



7806SB
Quick Draw® Kit



7906SB
Quick Draw 90° Kit



The Quick Draw®, Quick Draw 90®, and Quick Draw® Flex feature:

- Compact, lightweight design for portability and fast, easy one-person operation.
- Develops 8 tons of hydraulic force for easy punching, even in 10-gauge stainless steel, depending on individual punch capacities.
- Quick Draw® is perfect for fast, straight-on front panel punching.
- Quick Draw 90°'s right angle driver head rotates over 180 degrees for maximum flexibility in tight working areas.
- Quick Draw® Flex allows unlimited driver orientation to simplify access to work area.
- Can be used with non-round punches within the capacity of the tool (adapter may be required).
- U.S. Patent #6,772,521.

CAT. NO.	UPC NO.	DESCRIPTION	WEIGHT	
			LBS.	kg.
7704SB	10475	Quick Draw® Flex Driver, 2 Draw Studs, 1 Adapter, 1 Spacer and Case	12.1	5.5
7706SB	10476	Standard – Quick Draw® Flex Driver, 1/2" through 2" Slug-Buster® Conduit Size Punches and Dies, 2 Draw Studs, 1 Adapter, 1 Spacer and Case	17.3	7.9
7804SB	34292	Quick Draw® Driver, 2 Draw Studs, 1 Adapter, 1 Spacer and Case	10	4.5
7806SB	34293	Standard – Quick Draw® Driver, 1/2" through 2" Slug-Buster® Conduit Size Punches and Dies 2 Draw Studs, 1 Adapter, 1 Spacer and Case	14	6.4
7804E	34291	Metric – Quick Draw® Driver, 2 Draw Studs, 1 Adapter, 1 Spacer and Case	9.4	4.3
7804ESB	35611	Metric – Quick Draw® Driver, Slug-Buster® Pg Punches and Dies 15.2 mm through 30.5 mm, 2 Draw Studs, 1 Adapter, 1 Spacer and Case	10.3	4.7
7804ISO	35614	Metric – Quick Draw® Driver, Slug-Buster® ISO Punches and Dies 16.2 mm through 40.5 mm, 2 Draw Studs, 1 Adapter, 1 Spacer and Case	11.4	5.2
7904SB	33794	Quick Draw 90° Driver, 2 Draw Studs, 1 Adapter, 1 Spacer and Case	10	4.5
7906SB	34300	Quick Draw 90° Driver, 1/2" through 2" Slug-Buster® Conduit Size Punches and Dies, Draw Studs, 1 Adapter, 1 Spacer and Case	14	6.4
7904E	34299	Metric – Quick Draw 90° Driver, 2 Draw Studs, 1 Adapter, 1 Spacer and Case	11	5.0
7904ESB	35615	Metric – Quick Draw 90° Driver, Slug-Buster® Pg Punches and Dies 15.2 mm through 30.5 mm, 2 Draw Studs, 1 Adapter, 1 Spacer and Case	11	5.0
7904ISO	35616	Metric – Quick Draw 90° Driver, Slug-Buster® ISO Punches and Dies 16.2 mm through 40.5 mm, 2 Draw Studs, 1 Adapter, 1 Spacer and Case	12.2	5.5
34983	34983	Plastic Case		

See page 63 for complete parts list for all kits.

STEEL CAPACITIES FOR CONDUIT SIZES

REQUIRED DRAW STUD AND ACCESSORIES	STANDARD PUNCHES AND SLUG-BUSTER®							SLUG-SPLITTER SC™			
	1/2"	3/4"	1-7/32" OILTIGHT	1"	1-1/4"	1-1/2"	2"	1/2"	3/4"	1-7/32" OILTIGHT	1-1/4"
3/8" Draw Stud											
Spacer & 7/16" Draw Stud											
Spacer & 3/4" Draw Stud											
3/4" Draw Stud											

10 GA. MILD STEEL 10 GA. STAINLESS STEEL

= NEW PRODUCT = REPLACEMENT PART = ACCESSORY

Holemaking

USA

Tel: 800.435.0786
Fax: 800.451.2632

CANADA

Tel: 800.435.0786
Fax: 800.524.2653

INTERNATIONAL

Tel: +1.815.397.7070
Fax: +1.815.397.9247

Parts List for Quick Draw®, Quick Draw 90® and Quick Draw® Flex Kits

CAT. NO.	UPC NO.	DESCRIPTION	HOLE SIZE						KIT CAT./UPC NO.										
			CONDUIT & PIPE SIZE	ACTUAL		PG	ISO	7704SB/	7706SB/	7804E/	7804ESB/	7804ISO/	7804SB/	7806SB/	7904E/	7904ESB/	7904ISO/	7904SB/	7906SB/
				Ø INCH	Ø mm			10475	10476	34291	35611	35614	34292	34293	34299	35615	35616	33794	34300
721-1/2	31756	1/2" Conduit Size Slug-Buster® Punch	1/2"	7/8	0.885	22.5	16	—	✓	✓		✓		✓			✓		
14722	14722	1/2" Conduit Size Die	1/2"	7/8	0.885	22.5	16	—	✓	✓		✓		✓			✓		
721-3/4	31757	3/4" Conduit Size Slug-Buster® Punch	3/4"	—	1.115	28.3	21	—	✓			✓						✓	
124AV	06972	3/4" Conduit Size Die	3/4"	—	1.115	28.3	21	—	✓			✓						✓	
721-1	31758	1" Conduit Size Slug-Buster® Punch	1"	—	1.362	34.6	—	—	✓			✓						✓	
126AV	04011	1" Conduit Size Die	1"	—	1.362	34.6	—	—	✓			✓						✓	
721-1-1/4	31759	1-1/4" Conduit Size Slug-Buster® Punch	1-1/4"	1-11/16	1.701	43.2	—	—	✓			✓						✓	
128AV	04013	1-1/4" Conduit Size Die	1-1/4"	1-11/16	1.701	43.2	—	—	✓			✓						✓	
721-1-1/2	31760	1-1/2" Conduit Size Slug-Buster® Punch	1-1/2"	1-15/16	1.951	49.6	—	—	✓			✓						✓	
440AV	04061	1-1/2" Conduit Size Die	1-1/2"	1-15/16	1.951	49.6	—	—	✓			✓						✓	
721-2	31761	2" Conduit Size Slug-Buster® Punch	2"	2-3/8	2.416	61.5	—	—	✓			✓						✓	
442AV	04063	2" Conduit Size Die	2"	2-3/8	2.416	61.5	—	—	✓			✓						✓	
31969	31969	Slug-Buster® Punch	—	—	0.598	15.2	9	—							✓				
32002	32002	Die	—	—	0.598	15.2	9	—						✓					
31970	31970	Slug-Buster® Punch	—	—	0.732	18.6	11	—				✓			✓				
32003	32003	Die	—	—	0.732	18.6	11	—				✓			✓				
31971	31971	Slug-Buster® Punch	—	—	0.803	20.4	13	20				✓			✓		✓		
32004	32004	Die	—	—	0.803	20.4	13	20				✓			✓		✓		
31973	31973	Slug-Buster® Punch	3/4"	—	1.115	28.3	21	—				✓			✓				
32006	32006	Die	3/4"	—	1.115	28.3	21	—				✓			✓				
36284	36284	30.5 mm Slug-Buster® Punch	—	1-7/32	1.210	30.5	—	—				✓			✓				
36279	36279	30.5 mm Die	—	1-7/32	1.210	30.5	—	—				✓			✓				
35163	35163	ISO-16 Slug-Buster® Punch	—	—	0.638	16.2	—	16											
35162	35162	ISO-16 Die	—	—	0.638	16.2	—	16										✓	
35165	35165	ISO-25 Slug-Buster® Punch	—	1	1.000	25.4	—	25											
35164	35164	ISO-25 Die	—	1	1.000	25.4	—	25										✓	
35169	35169	ISO-32 Slug-Buster® Punch	—	—	1.280	32.5	—	32											
35168	35168	ISO-32 Die	—	—	1.280	32.5	—	32										✓	
35158	35158	ISO-40 Slug-Buster® Punch	—	—	1.595	40.5	—	40											
35159	35159	ISO-40 Die	—	—	1.595	40.5	—	40										✓	
34288	34288	Quick Draw® Hydraulic Punch Driver										✓	✓	✓	✓				
33786	33786	Quick Draw 90® Hydraulic Punch Driver													✓	✓	✓	✓	
10383	10383	Quick Draw® Flex Driver							✓	✓									
1614SS	30043	Draw Stud—3/8" x 2-13/16"							✓	✓	✓	✓	✓	✓	✓	✓	✓	✓	
31872	31872	Draw Stud—3/4" x 4-1/8"							✓	✓	✓	✓	✓	✓	✓	✓	✓	✓	
1924AA	03248	Spacer-Short							✓	✓	✓	✓	✓	✓	✓	✓	✓	✓	
33967	33967	Stud Adapter—3/8"							✓	✓	✓	✓	✓	✓	✓	✓	✓	✓	
35202	35202	Plastic Case												✓	✓	✓	✓	✓	
34983	34983	Plastic Case												✓	✓	✓	✓	✓	
10391	10391	Plastic Case							✓	✓								✓	
Optional Accessories for 7806SB, 7804E, 7804ESB, 7804ISO, 7906SB, 7904E, 7904ESB and 7904ISO Kits (not included in kits)																			
29451	29451	7/16" (11.1 mm) Stainless Steel Draw Stud																	

Holemaking

INTERNATIONAL

Tel: +1.815.397.7070
Fax: +1.815.397.9247

CANADA

Tel: 800.435.0786
Fax: 800.524.2853

USA

Tel: 800.435.0786
Fax: 800.451.2632

Slug-Buster® Ram and Foot Pump Hydraulic Driver Kits



- Foot operation frees both hands to position punch.
- Punches 10 times faster than wrench method.
- Will also drive 751 Cable Cutter head.
- Powerful 11-ton hydraulic ram.
- Can be used with most standard round, Slug-Buster® and Slug-Splitter SC™ punch sizes. (Not 1/2", 9/16" 5/8")
- Can be used with non-round punches (adapter may be required).

CAT. NO.	UPC NO.	DESCRIPTION	WEIGHT	
			LBS.	kg.
7625	25097	Driver, Foot Pump, Steel Case	37	17
7606SB	07173	Driver, Foot Pump, Slug-Buster® Punches, Dies and Draw Studs for 1/2" through 2" Conduit, Steel Case	42	19
7610SB	07174	Driver, Foot Pump, Slug-Buster® Punches, Dies & Draw Studs for 1/2" through 2" Conduit, Slug-Buster® Punches and 2 1/2" through 4" Conduit Standard Round Punches	60	27

STEEL CAPACITIES FOR CONDUIT SIZES

REQUIRED DRAW STUD AND ACCESSORIES	STANDARD & SLUG-BUSTER® PUNCHES						STANDARD				SLUG-SPLITTER SC™					
	1/2"	3/4"	1"	1-1/4"	1-1/2"	2"	2-1/2"	3"	3-1/2"	4"	1/2"	3/4"	1"	1-1/4"	1-1/2"	2"
3/4" Stud (2113B), 3/8" Stud (20963) & Spacers	///															
3/4" Stud (2113B), Long Spacer		///														
3/4" Stud (2113B), Short Spacer					///											
3/4" Stud (2113B)							///									
3/4" Stud (2113B), & Sleeve (03170)								///								
7/16" Stud (29451)											///					
3/4" Stud (29452)												///	///	///	///	///

/// 10 GA. MILD STEEL

/// 10 GA. STAINLESS STEEL

Holemaking

USA

Tel: 800.435.0786
Fax: 800.451.2632

CANADA

Tel: 800.435.0786
Fax: 800.524.2653

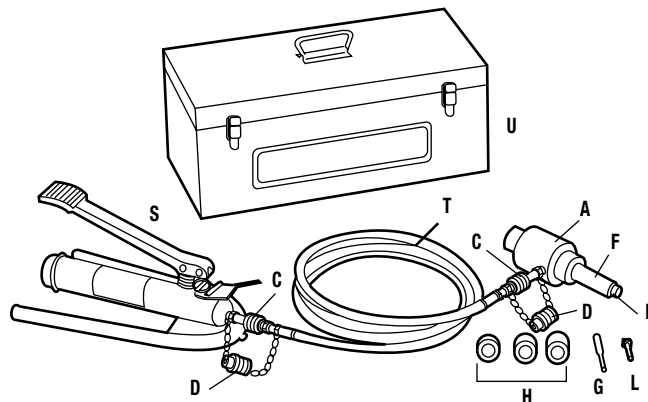
INTERNATIONAL

Tel: +1.815.397.7070
Fax: +1.815.397.9247

Ram and Foot Pump Kits Parts List

CAT. NO.	UPC NO.	DESCRIPTION	CONDUIT & PIPE SIZE	HOLE SIZE			PG	KIT CAT./UPC NO.		
				ACTUAL		7625/ 25097		7606SB/ 07173	7610SB/ 07174	
				Ø INCH	Ø mm					
721-1/2	31756	1/2" Conduit Size Slug-Buster® Punch	1/2"	7/8	0.885	22.5	16		1	1
14722	14722	1/2" Conduit Size Die	1/2"	7/8	0.885	22.5	16		1	1
721-3/4	31757	3/4" Conduit Size Slug-Buster® Punch	3/4"	—	1.115	28.3	21	—	1	1
124AV	06972	3/4" Conduit Size Die	3/4"	—	1.115	28.3	21		1	1
721-1	31758	1" Conduit Size Slug-Buster® Punch	1"	—	1.362	34.6	—		1	1
126AV	04011	1" Conduit Size Die	1"	—	1.362	34.6	—		1	1
721-1-1/4	31759	1-1/4" Conduit Size Slug-Buster® Punch	1-1/4"	1-11/16	1.701	43.2	—		1	1
128AV	04013	1-1/4" Conduit Size Die	1-1/4"	1-11/16	1.701	43.2	—		1	1
721-1-1/2	31760	1-1/2" Conduit Size Slug-Buster® Punch	1-1/2"	1-15/16	1.951	49.6	—		1	1
440AV	04061	1-1/2" Conduit Size Die	1-1/2"	1-15/16	1.951	49.6	—		1	1
721-2	31761	2" Conduit Size Slug-Buster® Punch	2"	2-3/8	2.416	61.5	—		1	1
442AV	04063	2" Conduit Size Die	2"	2-3/8	2.416	61.5	—		1	1
1429AV	04175	2-1/2" Conduit Size Punch	2-1/2"	2-7/8	2.914	74.0	—			1
1430AV	04177	2-1/2" Conduit Size Die	2-1/2"	2-7/8	2.914	74.0	—			1
1431AV	04180	3" Conduit Size Punch	3"	3-1/2	3.539	89.9	—			1
1432AV	04183	3" Conduit Size Die	3"	3-1/2	3.539	89.9	—			1
2982AV	04653	3-1/2" Conduit Size Punch	3-1/2"	4	4.044	102.7	—			1
2981AV	04652	3-1/2" Conduit Size Die	3-1/2"	4	4.044	102.7	—			1
2984AV	04655	4" Conduit Size Punch	4"	4-1/2	4.544	115.4	—			1
2983AV	04654	4" Conduit Size Die	4"	4-1/2	4.544	115.4	—			1
746	17091	(A) Ram (includes 1 ea. of items B, C, and D)						1	1	1
2113B	10109	(B) Draw Stud—3/4" x 8"						1	1	1
54167	54167	(C) Female Coupler—1/4"						1	1	1
54168	54168	(D) Dust Plug						1	1	1
1557AA	03170	(F) Punch Sleeve						1	1	1
20963	20963	(G) Draw stud—3/8"x 7.9"						1	1	1
15908	15908	(H) Spacer Group (includes 1 ea. of items I, J, and K)						1	1	1
1924AA	03248	(I) Spacer-Short						1	1	1
1925AA	03249	(J) Spacer-Medium						1	1	1
1926AA	06904	(K) Spacer-Long						1	1	1
34410	34410	(L) Kwik Stepper® Step Bit 1/2"						1	1	1
1725	31353	(S) Hydraulic Foot Pump (includes 1 ea. – 54167 female coupler and 54168 dust plug)						1	1	1
37729	37729	(T) High Pressure Hose Unit – 1/4" x 10'; filled with hydraulic oil; (includes the following 2 items)						1	1	1
54169	54169	Couplers						2	2	2
54170	54170	Dust Caps						2	2	2
23955	23955	(U) Steel case						1	1	1
25094	25094	Tray						1	1	1

RAM AND FOOT PUMP HYDRAULIC DRIVER PARTS IDENTIFICATION
(Match letters above to drawing.)



Holemaking

INTERNATIONAL

Tel: +1.815.397.7070
Fax: +1.815.397.9247

CANADA

Tel: 800.435.0786
Fax: 800.524.2853

USA

Tel: 800.435.0786
Fax: 800.451.2632

Ram and Hand Pump Kits Parts List

CAT. NO.	UPC NO.	DESCRIPTION	HOLE SIZE						KIT CAT./UPC NO.				
			CONDUIT & PIPE SIZE	ACTUAL		PG	ISO	7646/15906	7306SB/34360	7310SB/34361	7646PGSB/32799	38520	
				Ø INCH	Ø mm								
721-1/2	31756	1/2" Conduit Size Slug-Buster® Punch	1/2"	7/8	0.885	22.5	16	—		1	1	1	1
14722	14722	1/2" Conduit Size Die	1/2"	7/8	0.885	22.5	16	—		1	1	1	1
721-3/4	31757	3/4" Conduit Size Slug-Buster® Punch	3/4"	—	1.115	28.3	21	—		1	1		1
124AV	06972	3/4" Conduit Size Die	3/4"	—	1.115	28.3	21	—		1	1		1
721-1	31758	1" Conduit Size Slug-Buster® Punch	1"	—	1.362	34.6	—	—		1	1		1
126AV	04011	1" Conduit Size Die	1"	—	1.362	34.6	—	—		1	1		1
721-1-1/4	31759	1-1/4" Conduit Size Slug-Buster® Punch	1-1/4"	1-11/16	1.701	43.2	—	—		1	1		1
128AV	04013	1-1/4" Conduit Size Die	1-1/4"	1-11/16	1.701	43.2	—	—		1	1		1
721-1-1/2	31760	1-1/2" Conduit Size Slug-Buster® Punch	1-1/2"	1-15/16	1.951	49.6	—	—		1	1		1
440AV	04061	1-1/2" Conduit Size Die	1-1/2"	1-15/16	1.951	49.6	—	—		1	1		1
721-2	31761	2" Conduit Size Slug-Buster® Punch	2"	2-3/8	2.416	61.5	—	—		1	1		1
442AV	04063	2" Conduit Size Die	2"	2-3/8	2.416	61.5	—	—		1	1		1
1429AV	04175	2-1/2" Conduit Size Punch	2-1/2"	2-7/8	2.914	74.0	—	—			1		1
1430AV	04177	2-1/2" Conduit Size Die	2-1/2"	2-7/8	2.914	74.0	—	—			1		1
1431AV	04180	3" Conduit Size Punch	3"	3-1/2	3.539	89.9	—	—			1		1
1432AV	04183	3" Conduit Size Die	3"	3-1/2	3.539	89.9	—	—			1		1
2982AV	04653	3-1/2" Conduit Size Punch	3-1/2"	4	4.044	102.7	—	—			1		
2981AV	04652	3-1/2" Conduit Size Die	3-1/2"	4	4.044	102.7	—	—			1		
2984AV	04655	4" Conduit Size Punch	4"	4-1/2	4.544	115.4	—	—			1		1
2983AV	04654	4" Conduit Size Die	4"	4-1/2	4.544	115.4	—	—			1		1
31969	31969	Slug-Buster® Punch	—	—	0.598	15.2	9	—				1	
32002	32002	Die	—	—	0.598	15.2	9	—				1	
31970	31970	Slug-Buster® Punch	—	—	0.732	18.6	11	—				1	
32003	32003	Die	—	—	0.732	18.6	11	—				1	
31971	31971	Slug-Buster® Punch	—	—	0.803	20.4	13	20				1	
32004	32004	Die	—	—	0.803	20.4	13	20				1	
31973	31973	Slug-Buster® Punch	3/4"	—	1.115	28.3	21	—				1	
32006	32006	Die	3/4"	—	1.115	28.3	21	—				1	
36284	36284	30.5 mm Slug-Buster® Punch	—	1-7/32	1.210	30.5	—	—				1	
36279	36279	30.5 mm Die	—	1-7/32	1.210	30.5	—	—				1	
31975	31975	Slug-Buster® Punch	—	—	1.457	37.0	29	—				1	
32008	32008	Die	—	—	1.457	37.0	29	—				1	
31976	31976	Slug-Buster® Punch	—	—	1.850	47.0	36	—				1	
32009	32009	Die	—	—	1.850	47.0	36	—				1	
31978	31978	Slug-Buster® Punch	—	—	2.362	60.0	48	—				1	
32011	32011	Die	—	—	2.362	60.0	48	—				1	
746	17091	Ram (includes following item)							1	1	1	1	1
2113B	10109	Draw Stud-3/4" x 8"							1	1	1	1	1
1557AA	03170	Punch Sleeve							1	1	1	1	1
20963	20963	Draw Stud-3/8"x 7.9"							1	1	1	1	1
15908	15908	Spacer Group (includes 1 ea. of the following 3 items)							1	1	1	1	1
1924AA	03248	Spacer-Short							1	1	1	1	1
1925AA	03249	Spacer-Medium							1	1	1	1	1
1926AA	06904	Spacer-Long							1	1	1	1	1
34410	34410	Kwik Stepper® Step Bit 1/2"							1	1	1	1	1
767	13284	Hydraulic Hand Pump							1	1	1	1	1
06302	06302	High Pressure Hose-1/4" x 3'							1	1	1	1	
30206	30206	Plastic Case							1	1		1	
18402	18402	Steel Case									1		1
25094	25094	Punch Tray									1		

Draw Studs and Misc.

Punches and Dies

Ram and Hand Pump Hydraulic Driver Kits (Inch and Metric)

7310SB



- Fast, easy and simple to operate.
- Compact design for field use on construction sites and maintenance jobs.
- Punches 10 times faster than wrench method.
- Will also drive 751 Cable Cutter head.
- Can be used with most standard round Slug-Buster[®] and Slug-Splitter SC[™] punches (not 1/2", 9/16", 5/8").
- Can be used with non-round punches (adapter may be required).
- 3-foot hose
- Powerful 11-ton hydraulic ram.

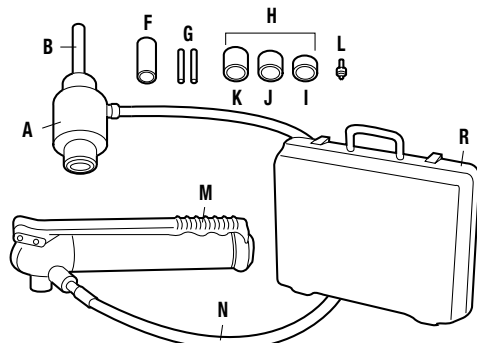
CAT. NO.	UPC NO.	DESCRIPTION	WEIGHT	
			LBS.	kg.
7646	15906	Driver with Hand Pump, Draw Studs, Spacer and Plastic Case	20	9.1
7306	15909	Driver, Hand Pump, Standard Punches, Dies and Draw Studs for 1/2" through 2" Conduit, Plastic Case	24	10.9
7306SB	34360	Driver, Hand Pump, Slug-Buster [®] Punches, Dies and Draw Studs for 1/2" through 2" Conduit, Adapter, Spacers, Kwik Stepper [®] Step Bit and Plastic Case	24	10.9
7310	15910	Driver, Hand Pump, Standard Punches, Dies and Draw Studs and Spacers for 1/2" through 4" Conduit, Steel Case	54	24.5
7310SB	34361	Driver, Hand Pump, Slug-Buster [®] Punches, Dies and Draw Studs for 1/2" through 2" and 2-1/2" through 4" Standard Conduit Size Punches, Dies and Draw Studs, Adapter, Spacers, Kwik Stepper [®] Step Bit and Steel Case	54	24.5
7646Pg	27433	Metric – Driver, Hand Pump, Standard Pg Punches, Dies and Draw Studs and Spacers for 15.2 mm through 60.0 mm, Plastic Case	24	10.9
7646PgSB	32799	Metric – Driver, Slug-Buster [®] Pg Punches, Dies and Draw Studs for 15.2 mm through 60.0 mm, Adapter, Spacers, Kwik Stepper [®] Step Bit and Plastic Case	24	10.9
7304	02815	Standard Punch and Die Kit (no draw studs) for 2-1/2" through 4" Conduit, Plastic Case	21	9.5
38456	38456	Driver, Hand Pump, Standard Punches, Dies and Draw Studs and Spacers for 1/2" through 3" and 4" Conduit, Steel Case	48.4	22
38520	38520	Driver, Hand Pump, Slug-Buster [®] Punches and Draw Studs for 1/2" through 3" and 4" Conduit, Adapter, Spacers, Kwik Stepper [®] Step Bit and Steel Case	48	21.8

STEEL CAPACITIES FOR CONDUIT SIZES

REQUIRED DRAW STUD AND ACCESSORIES	STANDARD & SLUG-BUSTER [®] PUNCHES						STANDARD				SLUG-SPLITTER SC [™]					
	1/2"	3/4"	1"	1-1/4"	1-1/2"	2"	2-1/2"	3"	3-1/2"	4"	1/2"	3/4"	1"	1-1/4"	1-1/2"	2"
3/4" Stud (2113B), 3/8" Stud (20963) & Spacers	///															
3/4" Stud (2113B), Long Spacer		///														
3/4" Stud (2113B), Short Spacer					///											
3/4" Stud (2113B)						///										
3/4" Stud (2113B), & Sleeve (03170)							///									
7/16" Stud (29451)										///						
3/4" Stud (29452)											///	///	///	///	///	///

/// 10 GA. MILD STEEL

/// 10 GA. STAINLESS STEEL



RAM AND HAND PUMP HYDRAULIC DRIVER PARTS IDENTIFICATION

KEY	CAT./UPC NO.	DESCRIPTION
A	746 / 17091	Ram (includes Item B)
B	2113B / 10109	Draw Stud-3/4" x 8"
F	1557AA / 03170	Punch Sleeve
G	20963 / 20963	Draw Stud-3/8" x 7.9"
H	15908	Spacer Group (includes Items I, J and K)
I	1924AA / 03248	Spacer-Short
J	1925AA / 03249	Spacer-Medium
K	1926AA / 06904	Spacer-Long
L	34410	Kwik Stepper [®] Step Bit 1/2"
M	767 / 13284	Hydraulic Hand Pump
N	06302 / 06302	High Pressure Hose-1/4" x 3'
R	30206	Plastic Case

Holemaking

INTERNATIONAL

Tel: +1.815.397.7070
Fax: +1.815.397.9247

CANADA

Tel: 800.435.0786
Fax: 800.524.2853

USA

Tel: 800.435.0786
Fax: 800.451.2632

Ram and Hand Pump Kits Parts List

CAT. NO.	UPC NO.	DESCRIPTION	HOLE SIZE					KIT CAT./UPC NO.				
			CONDUIT & PIPE SIZE	ACTUAL			PG	7646/15906	7306/15909	7310/15910	7646PG/27433	38456
				Ø INCH	Ø mm							
721-1/2	31756	1/2" Conduit Size Slug-Buster® Punch	1/2"	7/8	0.885	22.5	16		1	1		1
121AV	04006	1/2" Conduit Size Punch	1/2"	7/8	0.885	22.5	16				1	
14722	14722	1/2" Conduit Size Die	1/2"	7/8	0.885	22.5	16		1	1		1
123AV	04008	3/4" Conduit Size Punch	3/4"	—	1.115	28.3	21		1	1		1
124AV	06972	3/4" Conduit Size Die	3/4"	—	1.115	28.3	21		1	1		1
125AV	04010	1" Conduit Size Punch	1"	—	1.362	34.6	—		1	1		1
126AV	04011	1" Conduit Size Die	1"	—	1.362	34.6	—		1	1		1
127AV	06974	1-1/4" Conduit Size Punch	1-1/4"	1-11/16	1.701	43.2	—		1	1		1
128AV	04013	1-1/4" Conduit Size Die	1-1/4"	1-11/16	1.701	43.2	—		1	1		1
439AV	06978	1-1/2" Conduit Size Punch	1-1/2"	1-15/16	1.951	49.6	—		1	1		1
440AV	04061	1-1/2" Conduit Size Die	1-1/2"	1-15/16	1.951	49.6	—		1	1		1
441AV	04062	2" Conduit Size Punch	2"	2-3/8	2.416	61.5	—		1	1		1
442AV	04063	2" Conduit Size Die	2"	2-3/8	2.416	61.5	—		1	1		1
1429AV	04175	2-1/2" Conduit Size Punch	2-1/2"	2-7/8	2.914	74.0	—			1		1
1430AV	04177	2-1/2" Conduit Size Die	2-1/2"	2-7/8	2.914	74.0	—			1		1
1431AV	04180	3" Conduit Size Punch	3"	3-1/2	3.539	89.9	—			1		1
1432AV	04183	3" Conduit Size Die	3"	3-1/2	3.539	89.9	—			1		1
2982AV	04653	3-1/2" Conduit Size Punch	3-1/2"	4	4.044	102.7	—			1		
2981AV	04652	3-1/2" Conduit Size Die	3-1/2"	4	4.044	102.7	—			1		
2984AV	04655	4" Conduit Size Punch	4"	4-1/2	4.544	115.4	—			1		1
2983AV	04654	4" Conduit Size Die	4"	4-1/2	4.544	115.4	—			1		1
21316	21316	Punch	—	—	0.598	15.2	9					1
32002	32002	Die	—	—	0.598	15.2	9					1
17700	17700	Punch	—	—	0.732	18.6	11					1
32003	32003	Die	—	—	0.732	18.6	11					1
17697	17697	Punch	—	—	0.803	20.4	13					1
32004	32004	Die	—	—	0.803	20.4	13					1
36882	36882	Punch	3/4"	—	1.115	28.3	21					1
32006	32006	Die	3/4"	—	1.115	28.3	21					1
36282	36282	30.5 mm Punch	—	1-7/32	1.210	30.5	—					1
36279	36279	30.5 mm Die	—	1-7/32	1.210	30.5	—					1
18331	18331	Punch	—	—	1.457	37.0	29					1
32008	32008	Die	—	—	1.457	37.0	29					1
17687	17687	Punch	—	—	1.850	47.0	36					1
32009	32009	Die	—	—	1.850	47.0	36					1
17690	17690	Punch	—	—	2.362	60.0	48					1
32011	32011	Die	—	—	2.362	60.0	48					1
746	17091	Ram (includes following item)						1	1	1	1	1
2113B	10109	Draw Stud—3/4" x 8"						1	1	1	1	1
1557AA	03170	Punch Sleeve						1	1	1	1	1
20963	20963	Draw Stud—3/8" x 7.9"						1	1	1	1	1
15908	15908	Spacer Group (includes 1 ea. of the following 3 items)										
1924AA	03248	Spacer-Short						1	1	1	1	1
1925AA	03249	Spacer-Medium						1	1	1	1	1
1926AA	06904	Spacer-Long						1	1	1	1	1
34410	34410	Kwik Stepper® Step Bit 1/2"						1	1	1	1	1
767	13284	Hydraulic Hand Pump						1	1	1	1	1
06302	06302	High Pressure Hose—1/4" x 3'						1	1	1	1	1
30206	30206	Plastic Case						1	1		1	
18402	18402	Steel Case								1		1

See Slug-Buster Knockout Punches on pages 49 and 50.

N = NEW PRODUCT **R** = REPLACEMENT PART **A** = ACCESSORY

Holemaking

USA

Tel: 800.435.0786
Fax: 800.451.2632

CANADA

Tel: 800.435.0786
Fax: 800.524.2653

INTERNATIONAL

Tel: +1.815.397.7070
Fax: +1.815.397.9247



KNOCKOUT PARTS CABINETS

Knockout Punch Parts Assortment Cabinets



7360SB



7361SB

- Includes balanced stock of replacement parts in sturdy steel cabinets.

CAT. NO.	UPC NO.	DESCRIPTION
7360SB	34358	Knockout Punch Parts Assortment 1/2" - 2". Includes Metal Cabinet 14" High, 13" Wide and 14-3/4" Deep, with 4 Drawers.
7361SB	34359	Knockout Punch Parts Assortment 1/2" - 3". Includes Metal Cabinet 19-1/2" High, 27" Wide and 15" Deep with 4 Drawers.

7361SB/34359 PARTS CABINET INCLUDES

CAT. NO.	UPC NO.	DESCRIPTION	QTY.
721-1/2	31756	Slug-Buster® 1/2" Conduit Punch	18
14722	14722	1/2" Conduit Die	12
721-3/4	31757	Slug-Buster® 3/4" Conduit Punch	6
124AV	06972	3/4" Conduit Die	6
721-1	31758	Slug-Buster® 1" Conduit Punch	6
126AV	04011	1" Conduit Die	6
721-1-1/4	31759	Slug-Buster® 1-1/4" Conduit Punch	6
128AV	04013	1-1/4" Conduit Die	6
721-1-1/2	31760	Slug-Buster® 1-1/2" Conduit Punch	3
440AV	04061	1-1/2" Conduit Die	3
721-2	31761	Slug-Buster® 2" Conduit Punch	3
442AV	04063	2" Conduit Die	2
1429AV	04175	2-1/2" Conduit Punch	1
1430AV	04177	2-1/2" Conduit Die	1
1431AV	04180	3" Conduit Punch	1
1432AV	04183	3" Conduit Die	1
00042	00042	3/8" Draw Stud	12
249AVBB	04040	3/4" Drive Screw	8
304AVBB	04042	3/4" Drive Screw	6
1434AV	04188	5-1/2" x 3/4" Drive Screw	1
1433AVBB	04187	1" Ball Bearing Nut	1
12097	12097	3/8" Adapter Screw	6
30227	30227	7/16" Adapter Screw	2
12099	12099	3/4" Ball Bearing Adapter Screw	2
20963	20963	3/8" Draw Stud	20
2113B	10109	3/4" Draw Stud	6
1557AA	03170	1-1/8" Punch Sleeve	1
3037AV	04686	3-1/2", 4" & 5" Conduit Bushing	1
1924AA	03248	Short Spacer	4
1925AA	03249	Medium Spacer	4
1926AA	06904	Long Spacer	4
28154	28154	Punch 1/2" HD Slug-Splitter SC [™]	1
28155	28155	Die 1/2" HD Slug-Splitter SC [™]	1
29451	29451	Draw Stud, 7/16" Stainless Steel	1
31834	31834	Cabinet A only (top)	1
31849	31849	Cabinet B only (bottom)	1

7360SB/34358 PARTS CABINET INCLUDES

CAT. NO.	UPC NO.	DESCRIPTION	QTY.
721-1/2	31756	Slug-Buster® 1/2" Conduit Punch	18
14722	14722	1/2" Conduit Die	12
721-3/4	31757	Slug-Buster® 3/4" Conduit Punch	6
124AV	06972	3/4" Conduit Die	6
721-1	31758	Slug-Buster® 1" Conduit Punch	3
126AV	04011	1" Conduit Die	3
721-1-1/4	31759	Slug-Buster® 1-1/4" Conduit Punch	3
128AV	04013	1-1/4" Conduit Die	3
721-1-1/2	31760	Slug-Buster® 1-1/2" Conduit Punch	2
440AV	04061	1-1/2" Conduit Die	2
721-2	31761	Slug-Buster® 2" Conduit Punch	2
442AV	04063	2" Conduit Die	1
00042	00042	3/8" Drive Screw	12
249AVBB	04040	3/4" Drive Screw	4
304AVBB	04042	3/4" Drive Screw	4
12097	12097	3/8" Adapter Screw	4
20963	20963	3/8" Draw Stud	20
2113B	10109	3/4" Draw Stud	4
31832	31832	Cabinet only	1

Holemaking

INTERNATIONAL

Tel: +1.815.397.7070
Fax: +1.815.397.9247

CANADA

Tel: 800.435.0786
Fax: 800.524.2853

USA

Tel: 800.435.0786
Fax: 800.451.2632

C-FRAME PUNCHES

1731 & 1732 Portable C-Frame Punch Drivers



CAT. NO.	UPC NO.	DESCRIPTION	HOLE SIZE			KIT CAT/UPC.NO.				
			SIZE	PG	Ø mm	1731/ 15911	1731H767/ 20486	1731F1725/ 25169	1732/ 27361	1732H755/ 27362
		C-Frame with Ram				✓	✓	✓	✓	✓
13266	13266	Punch Adapter - 3/8" Ø x 1/2" (9.5 mm)							✓	✓
13267	13267	Punch Adapter - 3/4" Ø x 1" (19.0 mm)							✓	✓
13276	13276	Punch Adapter - 3/8" Ø x 1/2" (9.5 mm)				✓	✓	✓		
13277	13277	Punch Adapter - 3/4" Ø x 1" (19.0 mm)				✓	✓	✓		
13268	13268	Punch Adapter - 1-1/8" Ø (28.6 mm)							✓	✓
121AV	04006	1/2" Conduit Size Punch	1/2"	16	22.5	✓	✓	✓		
123AV	04008	3/4" Conduit Size Punch	3/4"	21	28.3	✓	✓	✓		
125AV	04010	1" Conduit Size Punch	1"	-	34.6	✓	✓	✓		
12087	12087	C-Frame 1/2" Conduit Size Die	1/2"	16	22.5	✓	✓	✓		
12086	12086	C-Frame 3/4" Conduit Size Die	3/4"	21	28.3	✓	✓	✓		
12085	12085	C-Frame 1" Conduit Size Die	1"	-	34.6	✓	✓	✓		
1725	25144	1725 Hydraulic Foot Pump						✓		
16634	16634	Steel Case				✓	✓	✓		
38316	38316	High Pressure Hose Unit - 1/4" x 3' (includes 1 each of the following 3 items:)					✓			
54169	54169	- 1/4" Male Coupler								
54170	54170	- Dust Cap								
06302	06302	- High Pressure Hose, 1/4" x 3'								
11791	11791	Die Adapter - 3/8" Ø (9.5 mm)							✓	✓
11790	11790	Die Adapter - 3/4" Ø (19.0 mm)							✓	✓
11789	11789	Die Adapter - 1-1/8" Ø (28.6 mm)							✓	✓
767	13284	Hydraulic Hand Pump					✓			
755	15677	Hydraulic Hand Pump								✓
37729	37729	Hydraulic Hose - 1/4" x 10' (3 m)						✓		
11289	11289	Hydraulic Hose - 3/8" x 6' (9.5 mm x 1.8)								✓
27335	27335	Metal Case							✓	✓
50642	50642	Nut - 3/4" - 10 (19.0 mm)							✓	✓
12079	12079	Frame								
15631	15631	Ram								
37614	37614	Quick Disconnect								
11903	11903	C-Frame								
13814	13814	Packing Kit								

1731 & 1732 Portable C-Frame Punch Drivers

- Fast, one-shot punching, no predrilling of pilot holes.
 - Throat measures 8" (203 mm) deep.
- 1731
- Great for punching junction boxes and small enclosures.
 - Punch can be used with ram inside or outside of the junction box.
 - For use with 1/2" - 1" (22.5 mm - 34.6 mm) conduit size and accessory sizes only.
- 1732
- Use with 1/2" through 4" conduit size and other round sizes only.
 - Use with Greenlee standard round punches and dies (optional).

SPECIFICATIONS

Capacity **1731:** Up through 10 gauge (3.0 mm) mild steel with Greenlee special C-Frame dies and standard punches; 1/2" through 1" conduit and 15.2 mm through 30.5 mm
1732: Up through 10 gauge (3.0 mm) mild steel with Greenlee Standard punches and dies; 1/2" through 4" conduit and 15.2 mm through 115.4 mm.

H = NEW PRODUCT **R** = REPLACEMENT PART **A** = ACCESSORY

CAT. NO.	UPC NO.	DESCRIPTION	WEIGHT	
			LBS.	kg.
1731	15911	Driver with Ram, 1/2" Through 1" Conduit (22.5 mm through 34.6 mm) Punches and Dies	32	15
1732	27361	Driver with Ram, 3/8", 3/4" and 1-1/8" Punch and Die Adapters	59	27
1731H767	20486	Same as 1731 with 767 Hydraulic Hand Pump	36	17
1731F1725	25169	Same as 1731 with 1725 Hydraulic Foot Pump	43	20
21316	21316	Pg-9 (15.2 mm) Punch (optional)		
18557	18557	Pg-9 (15.2 mm) Die (optional)		
17700	17700	Pg-11 (18.6 mm) Punch (optional)		
18558	18558	Pg-11 (18.6 mm) Die (optional)		
17697	17697	Pg-13 (20.4 mm) Punch (optional)		
18559	18559	Pg-13 (20.4 mm) Die (optional)		
36282	36282	1-7/32" (30.5 mm) Oil Tight Punch (optional)		
37103	37103	1-7/32" (30.5 mm) Oil Tight Die (optional)		

Holemaking

USA

Tel: 800.435.0786
Fax: 800.451.2632

CANADA

Tel: 800.435.0786
Fax: 800.524.2853

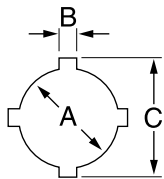
INTERNATIONAL

Tel: +1.815.397.7070
Fax: +1.815.397.9247

SPECIAL APPLICATION PUNCHES

Oiltight Punches with Notches


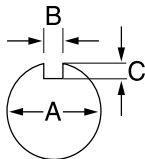
Other oiltight sizes without notches available in standard, Slug-Buster® and Slug-Splitter® designs.



HOLE SIZE						MAXIMUM CAPACITY MILD STEEL	OPERATION TYPE	CAT./UPC NO.					MINIMUM PILOT HOLE		WEIGHT LBS. kg.	OPTIONAL ADAPTER FOR HYDRAULIC DRIVERS			
INCH			mm					DRAW STUD AND NUTS	PUNCH	DIE	DRAW STUD	BB DRIVE NUT	COUNTER NUT	INCH			mm		
A	B	C	A	B	C	GA	mm								60238	60239		60250	60117
.875	.125	1.000	22.5	3.2	25.4	14	2.0	Hand/Hydr.	60238	60239	60250	60117	60165	60258	.625	15.9	2.1	.95	60167◇
1.210	.190	1.380	30.5	4.8	36.0	10	3.5	Hand/Hydr.	60242	60243	60249	60117	60165	60258	.625	15.9	2.7	1.2	60167◇

For maximum draw stud life, Greenlee recommends the use of battery or hydraulic drivers.

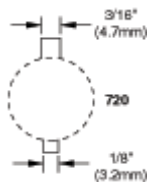
Key Punches



HOLE SIZE						MAXIMUM CAPACITY MILD STEEL	OPERATION TYPE	CAT./UPC NO.					MINIMUM PILOT HOLE		WEIGHT LBS. kg.	OPTIONAL ADAPTER FOR HYDRAULIC DRIVERS			
INCH			mm					DRAW STUD AND NUTS	PUNCH	DIE	DRAW STUD	BB DRIVE NUT	COUNTER NUT	INCH			mm		
A	B	C	A	B	C	GA	mm								60101	60102		60103	60115
0.481	0.055	.030	12.2	1.4	.8	16	1.5	Hand/Hydr.	60101	60102	60103	60115	60120	05244	.375	9.5	.88	.4	60114◇
1.171	0.123	.097	29.7	3.1	2.5	14	2.0	Hand/Hydr.	60104	60105	60106	60166	60165	60258	.875	23.8	2.3	1.0	60167◇
1.265	0.156	.097	32.1	4.0	2.5	14	2.0	Hand/Hydr.	60107	60108	60109	60166	60165	60258	.875	23.8	2.4	1.1	60167◇
1.328	0.102	.097	33.7	2.6	2.5	14	2.0	Hand/Hydr.	60110	60111	60112	60166	60165	60258	.875	23.8	2.4	1.1	60167◇

◇For use with any Greenlee Hydraulic Driver or Battery-Powered Driver. For maximum draw stud life, Greenlee recommends the use of battery or hydraulic drivers

720 Keyway Punch



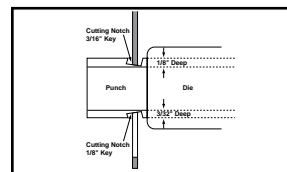
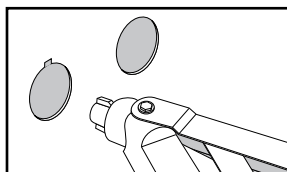
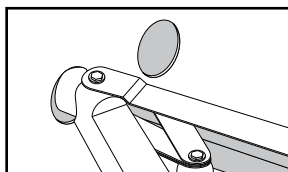
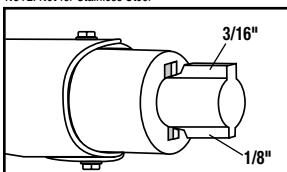
- Eliminates time-consuming hand sawing and filing when making keyways for push-button switches.
- Use as a nibbler to make wider or deeper keyways.
- Punches 1/8" (3.2 mm) or 3/16" (4.8 mm) keyways for 7/8" (22.5 mm) or 1-7/32" (30.5 mm) push-button holes.

CAT. NO.	UPC NO.	DESCRIPTION	WEIGHT LBS. kg.
720	26534	Keyway Punch	2.8 1.27
26534	26536	Punch	
26538	26538	Die	

SPECIFICATIONS

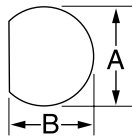
Operation	Manual
Capacity	10 gauge (3.5 mm) mild steel

NOTE: Not for Stainless Steel



1. Locate proper cutting notch on the cutting head.
2. Place cutting notch inside edge of hole and cut keyway.
3. Withdraw the punch.
4. Use as a nibbler to make wider or deeper keyways.

"D" Punches



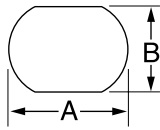
HOLE SIZE				MAXIMUM CAPACITY MILD STEEL		OPERATION TYPE	CAT./UPC NO.					MINIMUM PILOT HOLE		WEIGHT		OPTIONAL ADAPTER FOR HYDRAULIC DRIVERS	
INCH		mm		GA	mm		PUNCH UNIT (INCLUDES PUNCH, DIE, DRAW STUD AND NUTS)	PUNCH	DIE	DRAW STUD	BB DRIVE NUT	COUNTER NUT	INCH	mm	LBS.		kg.
0.500	0.469	12.7	11.9	16	2.0	Hand/Hydr.										60077	
0.625	0.594	15.9	15.1	14	2.0	Hand/Hydr.	61080**			34421	34733	04638	.500	12.7	1.1	.50	33967◇
0.750	0.703	19.1	17.9	14	2.0	Hand/Hydr.	61083**			34421	34733	04638	.500	12.7	1.2	.50	33967◇

◇ For use with any Greenlee Hydraulic Driver or Battery-Powered Driver

For maximum draw stud life, Greenlee recommends the use of battery or hydraulic drivers

** Sold as Unit only

Double "D" Punches



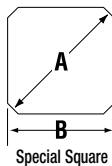

HOLE SIZE				MAXIMUM CAPACITY MILD STEEL		OPERATION TYPE	CAT./UPC NO.				MINIMUM PILOT HOLE		WEIGHT		OPTIONAL ADAPTER FOR HYDRAULIC DRIVERS
INCH		mm		GA	mm		PUNCH UNIT (INCLUDES PUNCH, DIE, DRAW STUD AND NUTS)	DRAW STUD	BB DRIVE NUT	COUNTER NUT	INCH	mm	LBS.	kg.	
0.769	0.642	19.5	16.3	14	2.0	Hand/Hydr.									61086**
0.795	0.697	20.2	17.6	14	2.0	Hand/Hydr.	61089**	34421	34733	04638	.500	12.7	1.1	.50	33967◇
0.913	0.756	23.2	19.2	14	2.0	Hand/Hydr.	61092**	34421	34733	04638	.500	12.7	1.2	.54	33967◇
0.913	0.795	23.2	20.2	14	2.0	Hand/Hydr.	61095**	34421	34733	04638	.500	12.7	2	.9	33967◇
1.375	1.125	34.9	28.6	14	2.0	Hand/Hydr.	60098**	60166	60165	60258	.875	23.8	2.5	1.1	60167◇

◇ For use with any Greenlee Hydraulic Driver or Battery-Powered Driver

For maximum draw stud life, Greenlee recommends the use of battery or hydraulic drivers

** Sold as Unit only

Square and Special Square Punches



HOLE SIZE		MAXIMUM CAPACITY MILD STEEL		OPERATION TYPE	CAT./UPC NO.						MINIMUM PILOT HOLE		WEIGHT		OPTIONAL ADAPTER FOR HYDRAULIC DRIVERS	
INCH	mm	GA	mm		PUNCH UNIT (INCLUDES PUNCH, DIE, DRAW STUD AND NUTS)	PUNCH	DIE	DRAW STUD	BB DRIVE NUT	COUNTER NUT	INCH	mm	LBS.	kg		
1/2"	0.500 x 0.500	12.7 x 12.7	16	1.5											◇Hand/Hydr.	60001
5/8"	0.625 x 0.625	15.9 x 15.9	14	2.0	◇Hand/Hydr.	61004	60005	60006	34421	34733	04638	.500	12.7	1.5	.68	33967◇
3/4"	0.750 x 0.750	19.1 x 19.1	14	2.0	◇Hand/Hydr.	61007**			34421	34733	04638	.500	12.7	1.5	.68	33967◇
7/8"	0.882 x 0.882	22.4 x 22.4	14	2.0	◇Hand/Hydr.	61010**			34421	34733	04638	.500	12.7	1.8	.82	33967◇
1"	0.945 x 0.945	24.0 x 24.0	14	2.0	◇Hand/Hydr.	61013**			34421	34733	04638	.500	12.7	2.3	1.0	33967◇
	1.000 x 1.000	25.4 x 25.4	14	2.0	◇Hand/Hydr.	60016	60017	60018	60117	60165	60258	.625	15.9	2.4	1.1	60167◇
	1.772 x 1.772	45.0 x 45.0	10	3.5	◇Hydr. Only	60287	60288	60289	60118	—	60235	1.188	30.2	6.0	2.7	◇
1-13/16"	1.811 x 1.811	46.0 x 46.0	10	3.5	◇Hydr. Only	60019	60020	60021	60118	—	60235	1.188	30.2	6.2	2.8	◇
2"	2.000 x 2.000	50.8 x 50.8	10	3.5	◇Hydr. Only	60168	60169	60170	60118	—	60235	1.188	30.2	6.9	3.1	◇
2-11/16"	2.677 x 2.677	68.0 x 68.0	10	3.5	◇Hydr. Only	60171	60172	60173	60118	—	60235	1.188	30.2	10.1	4.6	◇
3-5/8"	3.622 x 3.622	92.0 x 92.0	10	3.5	*Hydr. Only	60174	60175	60176	60118	—	60235	1.188	30.2	14.8	6.7	*
4-1/8"	4.125 x 4.125	104.8 x 104.8	10	3.5	*Hydr. Only	60177	60178	60179	60118	—	60235	1.188	30.2	18.8	8.5	*
	5.433 x 5.433	138.0 x 138.0	14	2.0	*Hydr. Only	60234	60023	60024	60118	—	60235	1.188	30.2	20	9.1	*

SPECIAL SQUARE

0.886(A)	0.791(B)	22.5 Ø(A)	20.1(B)	14	2.0	Hand/Hydr.	61125**			34421	34733	04638	.500	12.7	.7	.3	33967
----------	----------	-----------	---------	----	-----	------------	---------	--	--	-------	-------	-------	------	------	----	----	-------

*For use with with Hand and Foot Pump Hydraulic Drivers with Ram ◇ For use with any Greenlee Hydraulic Driver or Battery-Powered Driver

For maximum draw stud life, Greenlee recommends the use of battery or hydraulic drivers

** Sold as Unit only

N = NEW PRODUCT **R** = REPLACEMENT PART **A** = ACCESSORY

Holemaking

USA

Tel: 800.435.0786
Fax: 800.451.2632

CANADA

Tel: 800.435.0786
Fax: 800.524.2653

INTERNATIONAL

Tel: +1.815.397.7070
Fax: +1.815.397.9247

Rectangular Punches

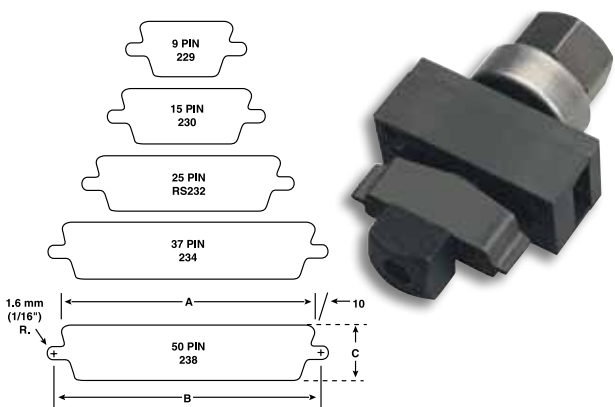


HOLE SIZE		MAXIMUM CAPACITY MILD STEEL		OPERATION TYPE	CAT./UPC NO.					MINIMUM PILOT HOLE Ø		WEIGHT		OPTIONAL ADAPTER FOR HYDRAULIC DRIVERS	
					PUNCH UNIT (INCLUDES PUNCH, DIE, DRAW STUDS AND NUTS)	PUNCH	DIE	DRAW STUD	BB DRIVE NUT	COUNTER NUT	INCH	mm	LBS.		kg
INCH	mm	GA	mm												
0.437 x 0.875	11.1 x 22.2	16	1.5	ØHand/Hydr.	60025	60026	60027	60115	60120	05244	.375	9.5	1.2	.5	60114◇
0.670 x 0.749	17.0 x 19.0	14	2.0	ØHand/Hydr.	61028	60029	60030	34421	34733	04638	.500	12.7	1.5	.68	33967◇
0.750 x 1.140	19.1 x 29.0	14	2.0	ØHand/Hydr.	60031	60032	60033	60117	60165	60258	.625	15.9	2.3	1.0	60167◇
0.750 x 1.310	19.1 x 33.3	14	2.0	ØHand/Hydr.	60034	60035	60036	60117	60165	60258	.625	15.9	2.3	1.0	60167◇
0.861 x 1.018	21.9 x 25.9	14	2.0	ØHand/Hydr.	60037	60038	60039	60117	60165	60258	.625	15.9	2.3	1.0	60167◇
0.866 x 1.181	22.0 x 30.0	14	2.0	ØHand/Hydr.	60040	60041	60042	60117	60165	60258	.625	15.9	2.4	1.1	60167◇
0.866 x 1.654	22.0 x 42.0	14	2.0	ØHand/Hydr.	60043	60045	60046	60117	60165	60258	.625	15.9	2.9	1.3	60167◇
0.990 x 1.140	25.1 x 29.0	14	2.0	ØHand/Hydr.	60047	60048	60049	60117	60165	60258	.625	15.9	2.6	1.2	60167◇
1.250 x 1.380	31.8 x 35.1	14	2.0	ØHand/Hydr.	60050	60051	60052	60117	60165	60258	.625	15.9	3.1	1.4	60167◇
1.312 x 2.625	33.3 x 67.9	10	3.5	ØHydr. Only	60053	60054	60055	60118	—	60235	1.188	30.2	5.1	2.3	◇
1.378 x 2.047	35.0 x 52.0	10	3.5	ØHydr. Only	60056	60057	60058	60118	—	60235	1.188	30.2	6.1	2.8	◇
1.378 x 2.559	35.0 x 65.0	10	3.5	ØHydr. Only	60059	60060	60061	60118	—	60235	1.188	30.2	6.8	3.1	◇
1.378 x 3.228	35.0 x 82.0	14	2.0	*Hydr. Only	60062	60063	60064	60118	—	60235	1.188	30.2	7.7	3.5	*
1.378 x 4.409	35.0 x 112.0	14	2.0	*Hydr. Only	60065	60066	60067	60118	—	60235	1.188	30.2	9.2	4.2	*
1.811 x 3.622	46.0 x 92.0	10	3.5	*Hydr. Only	60068	60069	60070	60118	—	60235	1.188	30.2	8.9	4.0	*
2.250 x 3.500	57.2 x 88.9	10	3.5	*Hydr. Only	60071	60072	60073	60118	—	60235	1.188	30.2	10.1	4.6	*
2.677 x 5.433	68.0 x 138.0	14	2.0	*Hydr. Only	60074	60075	60076	60118	—	60235	1.188	30.2	16.1	7.3	*

*For use with with Hand and Foot Pump Hydraulic Drivers with Ram
◇For use with any Greenlee Hydraulic Driver or Battery-Powered Driver

For maximum draw stud life, Greenlee recommends the use of battery or hydraulic drivers

Electronic Connector Panel Punches



- Cut-out and mounting slots are punched in one operation.
- Drill only one 7/16" (11.1 mm) pilot hole. (See page 82 for Kwik Stepper® step bits.)
- Fast, accurate panel punching with no sawing or filing required.
- Universal size punches for front or back mount of TRW Cinch and ITT Cannon-type or equivalent connectors in 9, 15, 25, 37 or 50-pin configurations.

SPECIFICATIONS

Capacity	16 gauge (1.5 mm) mild steel; 10 gauge (3.5 mm) aluminum
Operation	Manual with a wrench; Quick Draw® and Quick Draw 90® hydraulic drivers, Battery Driver, Ram and Pump hydraulic drivers aluminum

PUNCH UNIT		NO. OF PINS	DIMENSIONS			REPLACEMENT CAT./UPC NO.					WEIGHT	
CAT. NO.	UPC NO.		A	B	C	PUNCH	DIE UNIT	DRAW STUD	SQUARE COUNTER NUT	DRIVE NUT	LBS.	kg.
229	34436	9	.787" (20.0 mm)	.982" (24.9 mm)	.469" (11.9 mm)	34441	35196	34421	04638	34733	1.4	.64
231	34437	15	1.127" (28.6 mm)	1.309" (33.3 mm)	.469" (11.9 mm)	34442	35197	34421	04638	34733	1.5	.68
RS232	34420	25	1.655" (42.0 mm)	1.853" (47.1 mm)	.469" (11.9 mm)	34418	35198	34421	04638	34733	2.0	.91
234	34429	37	2.296" (58.3 mm)	2.497" (63.4 mm)	.469" (11.9 mm)	34427	35199	34421	04638	34733	2.0	.91
238	34444	50	2.201" (55.9 mm)	2.402" (61.0 mm)	.579" (14.7 mm)	34443	35200	34421	04638	34733	2.0	.91

For maximum draw stud life, Greenlee recommends the use of battery or hydraulic drivers

Holemaking

INTERNATIONAL
Tel: +1.815.397.7070
Fax: +1.815.397.9247

CANADA
Tel: 800.435.0786
Fax: 800.524.2853

USA
Tel: 800.435.0786
Fax: 800.451.2632

DRAW STUDS FOR KNOCKOUTS


Replacement Draw Studs for Manual Drivers

Replacement Draw Stud Selection Guide

Refer to the **ACTUAL SIZE PICTURES** and information below when ordering a replacement draw stud. Sizes given are diameter X length.




3026AV –
1-1/8" (28.6 mm) x 7-1/2" (190 mm)



304AVBB – 3/4" (19.0 mm) x 2-15/16" (75 mm)




00042 – 3/8" (9.5 mm) x 1-5/8" (41 mm)



249AVBB – 3/4" (19.0 mm) x 2-1/8" (54 mm)



1675AV Draw Stud – 1/4" (6.4 mm) x 1-3/8" (35 mm)



1434AV
3/4" (19.0 mm) x
5-1/2" (140 mm)



Replacement Draw Studs for Hydraulic Drivers

Replacement Draw Stud Selection Guide

Refer to the **ACTUAL SIZE PICTURES** and information below when ordering a replacement draw stud. Sizes given are diameter X length.



1557AA-1-1/8" (28.6 mm) x 3" (76 mm)



60114 (Adapter) - 3/4" (19 mm) x 1/4" (6.35 mm) internal



33967 (Adapter) - 3/4" (19 mm) x 3/8" (9.5 mm) internal



60167 (Adapter) - 3/4" (19 mm) x 1/2" (12.7 mm) internal



1614SS-3/8" (9.5 mm) x 2-13/16" (71 mm)



2113B - 3/4" (19.0 mm) x 8" (203 mm)

NEW



20963 - 3/8" (9.5 mm) x 7.9" (201 mm)

NEW

Holemaking

INTERNATIONAL

Tel: +1.815.397.7070
Fax: +1.815.397.9247

CANADA

Tel: 800.435.0786
Fax: 800.524.2853

USA

Tel: 800.435.0786
Fax: 800.451.2632

Replacement Draw Studs for Hydraulic Drivers (continued)



31872 – 3/4" (19 mm) x 4-1/2" (114.3 mm)



29451 – 7/16" (11.1 mm) x 4-1/4" (108 mm)



29452 – 3/4" (19.0 mm) x 5-1/2" (140 mm)

Replacement Draw Studs for Ratchet Drivers

Replacement Draw Stud Selection Guide

Refer to the **ACTUAL SIZE PICTURES** and information below when ordering a replacement draw stud. Sizes given are diameter X length.



12099 – 3/4" (19.0 mm) x 4-3/4" (121 mm)



30227 – 7/16" (11.1 mm) x 3-5/8" (92 mm)



12097 – 3/8" (9.5 mm) x 3-1/2" (89 mm)

Holemaking

USA

Tel: 800.435.0786
Fax: 800.451.2632

CANADA

Tel: 800.435.0786
Fax: 800.524.2653

INTERNATIONAL

Tel: +1.815.397.7070
Fax: +1.815.397.9247



Replacement Draw Studs for Special Shape Punches

Replacement Draw Stud Selection Guide

Refer to the **ACTUAL SIZE PICTURES** and information below when ordering a replacement draw stud. Sizes given are diameter X length.

For maximum draw stud life, Greenlee recommends the use of battery or hydraulic drivers.



60166 – 1/2" (12.7 mm) x 4-5/8" (117.5 mm)



60117 – 1/2" (12.7 mm) x 4-5/8" (117.5 mm)



34421 – 3/8" (9.5 mm) x 3-1/2" (88.9 mm)



60115 – 1/4" (6.3 mm) x 3-7/16" (87.3 mm)



60116 – 1/2" (12.7 mm) x 4-5/8" (117.5 mm)

60118 – 3/4" (19 mm)
x 6-3/4" (171.5 mm)

Holemaking

INTERNATIONAL

Tel: +1.815.397.7070
Fax: +1.815.397.9247

CANADA

Tel: 800.435.0786
Fax: 800.524.2853

USA

Tel: 800.435.0786
Fax: 800.451.2632

STUD PUNCHES

Structural Stud Punch



- Punch 16 and 18 gauge structural studs in **5 seconds**.
- Punch **200 holes** per battery charge, 2 batteries & charger included, eliminating downtime.
- Punches a 1.34 (34.1 mm) diameter hole in 16 (1.5 mm) gauge steel. For use with Greenlee 712A bushings.
- Swivel head rotates 360° for use in tight corners.
- Pistol grip handle gives better leverage and reduces fatigue.
- Replacement punch and die.
- Lightweight 9.2 lb. tool provides heavy-duty performance.

BATTERY-POWERED STUD PUNCH

CAT. NO.	UPC NO.	ACTUAL HOLE SIZE		WEIGHT		LENGTH		HEIGHT		CAPACITY		BATTERY	CHARGER
		IN.	mm	LBS.	kg	IN.	mm	IN.	mm	GA	mm		
ESP710-11	10307	1-11/32	34.1	9.2	4.2	15	381	11-3/4	298	16	1.5	12V2.0 Ah NiCd	120 Volt
ESP710-12	10308	1-11/32	34.1	9.2	4.2	15	381	11-3/4	298	16	1.5	12V2.0 Ah NiCd	12 Volt
ESP710-22	10309	1-11/32	34.1	9.2	4.2	15	381	11-3/4	298	16	1.5	12V2.0 Ah NiCd	230 Volt

CAT. NO. UPC NO. DESCRIPTION

12274	12274	R Carrying Strap
07063	07063	R 12V NIMH battery
MKESP710GL	10303	R Carrying Case
03046	03046	R 120V Charger

CAT. NO. UPC NO. DESCRIPTION

03048	03048	R 12V Charger
03047	03047	R 230V Charger
HE.9055	10344	R Replacement Punch
21297	21297	R Replacement Die

Plumber Stud Punch



- Punches 2-5/8" (66.7 mm) diameter hole in metal studs for professional-looking installation of 2" water, vent, waste pipes.
- Two-speed lever action for fast, easy punching of 24 to 20 gauge thick metal studs.
- 2-1/8" (54 mm) throat width fits over most studs and channels.
- High strength alloy aluminum c-frame and handle provides lightweight tool for easy handling—10.6 lb. (4.8 kg).
- Lever action punch retraction strips punch out of metal stud fast and easy. Patent #6,647,630

CAT. NO. UPC NO. DESCRIPTION

08377	08377	R Punch for 713
08379	08379	R Die for 713
08375	08375	R Link
55316	55316	R Pin, Groove .31 x 1.75

PLUMBER STUD PUNCH

CAT. NO.	UPC NO.	ACTUAL HOLE SIZE		WEIGHT		LENGTH		HEIGHT		CAPACITY	
		IN.	mm	LBS.	kg	IN.	mm	IN.	mm	GA	mm
713	06430	2-5/8	66.7	10.6	4.8	23-1/2	596	9-3/4	247	24-20	0.9

Metal Stud Punches




- Punch up through 20 gauge (0.9 mm) steel studs in one stroke.
- Aluminum head provides strength with minimum weight, reducing operator fatigue.
- Contoured handle design gives better operator leverage and makes it possible to punch in tight places.
- Self-stripping design eliminates punch hang-ups.
- Automatically centers holes on standard studs.
- Conversion kit available to upgrade early models from 24 gauge to 20 gauge maximum capacity.

SPECIFICATIONS

Capacity	709 - 1-5/8" (41.3 mm) and wider studs. 20 gauge (0.9 mm) steel studs.
	710 - 2-1/2" (63.4 mm) and wider studs. 20 gauge (0.9 mm) steel studs.

CAT. NO.	UPC NO.	DESCRIPTION	WEIGHT	
			LBS.	kg
709	22280	7/8" (22.2 mm) Diameter Stud Punch	7	3.2
710	21285	1-11/32" (34.1 mm) Diameter Stud Punch	7.5	3.5
30968	30968	Conversion Kit – Upgrades Early Model 709 or 710 from 24 to 20 Gauge Maximum Capacity		
121AV	04006	Punch for 709		
22286	22286	Die for 709		
24823	24823	Punch for 710		
21297	21297	Die for 710		
06015	06015	Pin Kit		
36617	36617	Link		
05932	05932	Link and Pin Kit (709/710)		
21557	21557	Compression Spring		

Bushings for Metal Stud Punches



- Triple lock design holds bushing securely.
- Locks securely into metal studs from 24 gauge to 12 gauge (0.6 mm to 2.5 mm).
- Helps protect wire insulation from sharp edges of metal studs.
- Makes pulling smooth and easy by preventing hang-ups of cable on raw metal edges.

CAT. NO.	UPC NO.	DESCRIPTION	WEIGHT	
			LBS.	kg
711C	22288	100 Bushings for Hole Punched by 709 for 7/8" (22.2 mm) Diameter Hole	.5	.23
711M	22289	1,000 Bushings for Hole Punched by 709 for 7/8" (22.2 mm) Diameter Hole	3.7	1.7
712A100	05927	100 Bushings for Pre-Punched Hole or 1-11/32" (34.1 mm) Diameter Hole Punched by 710	1.4	.64
712A1000	05928	1,000 Bushings for Pre-Punched Hole or 1-11/32" (34.1 mm) Diameter Hole Punched by 710	15.5	7.0

Manual Stud Punch



- Punch up through 20 gauge (0.9 mm) steel studs in one stroke.
- Unique patented punch rolls the edge over for smooth installation of armored cable; cable won't hang up.
- Contoured handle design gives better operator leverage and makes it possible to punch in tight places.
- Automatically centers holes on standard studs.

MANUAL STUD PUNCH

CAT. NO.	UPC NO.	ACTUAL HOLE SIZE		WEIGHT		LENGTH		HEIGHT		CAPACITY	
		IN.	mm	LBS.	kg	IN.	mm	IN.	mm	GA	mm
724	10415	1-1/4	31.7	4.0	1.8	16-3/4	426	4-1/2	114	24-20	0.9

CAT. NO.	UPC NO.	DESCRIPTION
10419	10419	Punch for 724

DRILL/TAPS

Combination Drill/Tap Bits



DTAPKITM

- Complete hole drilling, tapping and deburring/countersinking in one operation with power drill saves labor and time.
- Back tapered beyond tap to prevent thread damage from over-drilling.
- Deburr/countersink also provided on bit beyond back taper.
- Made from hardened high-speed steel vs. carbon steel for longer life.
- High quality hex shank to ensure strong connection to drill chuck.
- Designed to tap up to 10-gauge metal.
- Quick change adaptor included in both metric and standard kits.

CAT. NO.	UPC NO.	DESCRIPTION	DTAPKIT	DTAPKITM
DTAPKITM	12151	M3-M10 6 Piece Drill/Tap Set		
DTAPKIT	17620	6-32 to 1/4-20 6-piece Drill Tap Set		
DTAP6-32	17611	6-32NC Drill/Tap Bit	X	
DTAP8-32	17612	8-32NC Drill/Tap Bit	X	
DTAP10-24	17613	10-24NC Drill/Tap Bit	X	
DTAP10-32	17614	10-32NF Drill/Tap Bit	X	
DTAP12-24	17615	12-24NC Drill/Tap Bit	X	
DTAP1/4-20	17616	1/4-20NC Drill/Tap Bit	X	
DTAP5/16-18	11627	5/16-18NC Drill/Tap Bit		
DTAP3/8-16	11628	3/8-16NC Drill/Tap Bit		
DTAPM3C	12160	M3 X .50 Drill/Tap Bit		X
DTAPM4C	12161	M4 X .70 Drill/Tap Bit		X
DTAPM5C	12162	M5 X .80 Drill/Tap Bit		X
DTAPM6C	12163	M6 X 1.00 Drill/Tap Bit		X
DTAPM8C	12164	M8 X 1.25 Drill/Tap Bit		X
DTAPM10C	12165	M10 X 1.50 Drill/Tap Bit		X

SPECIFICATIONS

Material thickness	Up to 10 gauge
Material type	Mild steel, copper, brass, aluminum
Shank	1/4" quick change hex
Drill Material	High-speed steel
Drill point	Split point with web thinning



NOTE: TO EXTEND THE LIFE OF YOUR TOOL, SEE CUTTING/THREADING OIL ON PAGE 435.

STEP BITS

Kwik Stepper® Step Bits



- Unique split-tip design penetrates through steel faster.
- Resists walking or skidding, even on round surfaces.
- Balanced, double-flute construction requires less pressure, does the work for you.
- Designed and manufactured in USA.

CAT. NO. UPC NO. DESCRIPTION

35884	35884	Kwik Stepper® Step Bit Kit
03607	03607	Kwik Stepper® Step Bit Kit

SPECIFICATIONS

Hole Sizes	From 1/8" through 1-3/8" (3.2 - 34.9 mm)
Capacity	Cut up through 3/8" (9.5 mm) mild steel, copper, brass, aluminum, wood, plastic and laminates

CAT. NO. UPC NO. DESCRIPTION

CAT. NO.	UPC NO.	DESCRIPTION	03607	35884
34401	34401	1/2" Multi-Hole Step Bit	•	•
34403	34403	7/8" Multi-Hole Step Bit	•	•
30008	30008	1-1/8" Multi-Hole Step Bit	•	•
35936	35936	Plastic Case	•	•

Single-hole bits are designed to drill one indicated hole size through a series of steps from bit tip to full size.

Multi-hole bits allow you to drill a hole in any of the stated diameters.

												METRIC
	1/2" (12.7 mm) Single-Hole Step Bit	1/2" (12.7 mm) Multi-Hole Step Bit	1/2" (12.7 mm) Multi-Hole Step Bit	13/16" (20.6 mm) Multi-Hole Step Bit	7/8" (22.2 mm) Single-Hole Step Bit	7/8" (22.2 mm) Multi-Hole Step Bit	1-1/8" Electrician's Step Bit	1-3/8" (34.9 mm) Multi-Hole Step Bit	9.7 mm (.382") Multi-Hole Step Bit	30.5 mm (1.201") Multi-Hole Step Bit	32.5 mm (1.280") Multi-Hole Step Bit	

SIZE		CAT./UPC NO.										
INCHES	mm	34410	34401	36402	30005	34411	34403	30008	36414	36018	36020	36022
1/8	3.2		✓									
5/32"	4.0		✓									
3/16"	4.8		✓	✓	✓		✓					
7/32"	5.6		✓									
1/4"	6.4		✓	✓	✓		✓					
9/32"	7.1		✓									
5/16"	7.9		✓	✓	✓		✓					
11/32"	8.7		✓									
3/8"	9.5		✓	✓	✓		✓					
0.382"	9.7										✓	
13/32"	10.3		✓									
7/16"	11.1		✓	✓	✓		✓					
15/32"	11.9		✓									
0.492"	12.5										✓ Pg-7	
1/2"	12.7	✓	✓	✓	✓		✓	✓				
9/16"	14.3				✓		✓					
0.598"	15.2										✓ Pg-9	
5/8"	15.9				✓		✓					
0.638"	16.2											✓ ISO-16
11/16"	17.5				✓		✓					
0.732"	18.6										✓ Pg-11	
3/4"	19.1				✓		✓					
0.803"	20.4										✓ Pg-13	✓ ISO-20
13/16"	20.6				✓		✓					
7/8"	22.2					✓	✓	✓	✓			
0.886"	22.5										✓ Pg-16	
1.00"	25.4											✓ ISO-25
1.114"	28.3										✓ Pg-21	
1-1/8"	28.6							✓	✓			
1.201"	30.5								✓			
1-7/32"	31.0								✓			
1-1/4"	31.8								✓			
1.280"	32.5											✓ ISO-32
1-3/8"	34.9								✓			
Overall Length		1-7/8" (47.6 mm)	3-3/8" (85.7 mm)	3-7/16" (87.3 mm)	3-7/16" (87.3 mm)	2-7/16" (61.9 mm)	3-9/16" (90.5 mm)	2-15/16" (74.6 mm)	3-1/8" (79.4 mm)	1-7/8" (47.6 mm)	3-3/4" (95.3 mm)	3-3/8" (85.7 mm)
Minimum		3/8"	3/8"	3/8"	3/8"	3/8"	3/8"	3/8"	3/8"	3/8"	3/8"	3/8"
Chuck Size		(9.5 mm)	(9.5 mm)	(9.5 mm)	(9.5 mm)	(9.5 mm)	(9.5 mm)	(9.5 mm)	(9.5 mm)	(9.5 mm)	(9.5 mm)	(9.5 mm)
Maximum Material Thickness		10 gauge (3.5 mm)	10 gauge (3.5 mm)	3/8" (9.5 mm)	10 gauge (3.5 mm)	10 gauge (3.5 mm)	10 gauge (3.5 mm)	10 gauge (3.5 mm)	10 gauge (3.5 mm)	10 gauge (3.5 mm)	1/4" (6.4 mm)	1/4" (6.4 mm)
Bit Extension		901	901	901	901	—	—	—	—	901	—	—

Holemaking

INTERNATIONAL
Tel: +1.815.397.7070
Fax: +1.815.397.9247

CANADA
Tel: 800.435.0786
Fax: 800.524.2853

USA
Tel: 800.435.0786
Fax: 800.451.2632

AUGER BITS

Nail Eater® Extreme



- Improved cutting edge provides 30% longer life span.
- Patented new design for improved cutting and cleaner holes.
- Self-feeding screw point draws bit through wood.
- Unique patented design cutting angle - smoother starts, reduced cutting loads.
- Made of super tough, heat-treated steel; cuts through nails and provides longer life.
- “Shorty” bits - for working in tight places, yet still can go through three abutting 2 x 4s.
- See “Bit Extensions” if more length is required (see page 84).
- P.O.P packaged

SPECIFICATIONS

NAIL EATER® EXTREME SHORTY

Overall Length	7-5/8" (193.7 mm)
Twist Length	5" (127 mm)
Electric drill required	61 PTS - 5/8 through 61 PTS - 1, minimum 3/8" drill; All Big Shank, 1/2" drill.

NAIL EATER® EXTREME

Overall Length	18" (457.2 mm)
Twist Length	15" (381 mm)

NAIL EATER® EXTREME SHORTY

CAT. NO.	POP UPC NO.	BULK UPC NO.	HOLE DIA.		HEX SHANK		WEIGHT	
			INCH	mm	INCH	mm	LBS.	g
61PTS-5/8	30419	—	5/8	15.9	5/16	7.9	.3	137
61PTS-3/4	30423	—	3/4	19.1	5/16	7.9	.4	182
61PTS-7/8	30427	—	7/8	22.2	5/16	7.9	.5	227
61PTS-1	30429	—	1	25.4	5/16	7.9	.8	363
62PTS-5/8	31788	—	5/8	15.9	7/16	11.1	.3	137
62PTS-11/16	31790	—	11/16	17.5	7/16	11.1	.4	182
62PTS-3/4	31792	36640	3/4	19.1	7/16	11.1	.5	227
62PTS-13/16	31794	—	13/16	20.6	7/16	11.1	.5	227
62PTS-7/8	31796	36642	7/8	22.2	7/16	11.1	.6	273
62PTS-1	31798	36643	1	25.4	7/16	11.1	.7	318
61/62PTS-1-1/8	30431	—	1-1/8	28.6	7/16	11.1	.9	409
61/62PTS-1-1/4	30433	—	1-1/4	31.8	7/16	11.1	1.1	499

NAIL EATER® EXTREME

CAT. NO.	POP UPC NO.	BULK UPC NO.	HOLE DIA.		HEX SHANK		WEIGHT	
			INCH	mm	INCH	mm	LBS.	g
66PT-1/2	30915	—	1/2	12.7	5/16	7.9	.7	318
66PT-5/8	30919	—	5/8	15.9	7/16	11.1	.8	363
66PT-11/16	30921	—	11/16	17.5	7/16	11.1	1	454
66PT-3/4	30923	36659	3/4	19.1	7/16	11.1	1.2	545
66PT-13/16	30925	—	13/16	20.6	7/16	11.1	1.2	545
66PT-7/8	30927	36662	7/8	22.2	7/16	11.1	1.5	681
66PT-15/16	30929	—	15/16	23.8	7/16	11.1	1.6	726
66PT-1	30931	36664	1	25.4	7/16	11.1	1.8	817
66PT-1-1/8	30935	—	1-1/8	28.6	7/16	11.1	2.3	1044
66PT-1-1/4	30937	—	1-1/4	31.8	7/16	11.1	2.8	1270

Nail Eater® Extreme Impact Bits



- Quickly bore through creosoted and salt-treated utility poles.
- Resists wear, eats through nails and staples.
- Self-feeding screw point draws the bit through the wood.
- 7/16" hex shank to fit impact drivers.
- Available in 18" overall length.

CAT. NO.	UPC NO.	HARDWARE DIA.		HOLE DIA.		OVERALL LENGTH		HEX SHANK		WEIGHT LBS. g
		INCH	mm	INCH	mm	INCH	mm	INCH	mm	
37868	37868	9/16	14.3	5/8	15.9	18	457.2	7/16	11.1	0.9 409
37869	37869	11/16	17.5	3/4	19.1	18	457.2	7/16	11.1	1.1 499
37870	37870	13/16	20.6	7/8	22.2	18	457.2	7/16	11.1	1.4 636
37871	37871	15/16	23.8	1	25.4	18	457.2	7/16	11.1	1.5 681

Holemaking

USA

Tel: 800.435.0786
Fax: 800.451.2632

CANADA

Tel: 800.435.0786
Fax: 800.524.2653

INTERNATIONAL

Tel: +1.815.397.7070
Fax: +1.815.397.9247



Stubby Auger Wood Bits



- Over center single flute design for cleaner holes and less splintering.
- Unique cutting edge design for fast and smooth cutting action.
- Shorter than the top competitor's bit for better access to tight spaces between studs and joists.
- Perfect for drilling 2" and 4" joists.
- Augers have self-feeding screw point that draws bit through all wood types with less operator fatigue.
- Eliminates the need for special tools such as expensive right angle drills or multiple steps to cut the hole to size.
- 1/4" hex quick change design for fast and easy use in all drill types.
- Clearly marked with bit diameter and catalog number on shank for easy identification.

CAT. NO.	UPC NO.	HOLE DIA.		OVERALL LENGTH		WEIGHT	
		INCH	mm	INCH	mm	LBS.	g
60A-5/8	12416	5/8	15.9	4.5	144	0.3	118
60A-3/4	12417	3/4	19.1	4.5	144	0.3	136
60A-7/8	12418	7/8	22.2	4.5	144	0.3	149
60A-1	10538	1	25.4	4.5	144	0.4	199

CAT. NO.	UPC NO.	DESCRIPTION
60A-5/8	12416	5/8" Stubby Auger Wood Bit
60A-3/4	12417	3/4" Stubby Auger Wood Bit
60A-7/8	12418	7/8" Stubby Auger Wood Bit
60A-1	10538	1" Stubby Auger Wood Bit

Long Auger Wood Bits



**Not a Nail Eater - should not be used in wood with nails or other hard objects*

- Patented cutting edge for fast easy drilling of clean holes, especially in salt treated utility poles.
- Made from hardened alloy steel for added toughness
- The self-feeding threaded screw point draws the bit completely through the wood - no need to push the bit while drilling
- Over center flute for evacuating chips
- Shaft is straightened for fewer vibrations to the hand and to help control the quality of the hole
- Cutting edge can be re-sharpened multiple times and continues to self feed
- 7/16" Hex Shank with easy to fit quick change groove for Impact Drivers

CAT. NO.	UPC NO.	DESCRIPTION
70PT-11/16	11097	11/16" x 24" Impact Auger Wood Bit
71PT-11/16	11100	11/16" x 30" Impact Auger Wood Bit
70PT-13/16	11098	13/16" x 24" Impact Auger Wood Bit
71PT-13/16	11101	13/16" x 30" Impact Auger Wood Bit
70PT-15/16	11099	15/16" x 24" Impact Auger Wood Bit
71PT-15/16	11102	15/16" x 30" Impact Auger Wood Bit

Bit Extensions



- Extend bit lengths - Holesaw arbors, spade bits, Nail Eater II[®] bits, Electrician's bits and Step bits.
- Use for boring deeper in wood.

CAT. NO.	UPC NO.	DESCRIPTION
3713GB	50962	Ⓡ Set Screw for 901-12/02706
3678GB	50753	Ⓡ Set Screw for 902-18/02707 and 902-24/02708
3693GB	50765	Ⓡ Set Screw for 904-5-1/2/34996
53892	53892	Ⓡ Set Screw for 904H-12/34980, 904H-18/35356 and 904H-24/35358
51376	51376	Ⓡ Allen Wrench for use with Set Screws for 901-12/02706, 902-18/02707 and 902-24/02708
52144	52144	Ⓡ Allen Wrench for use with Set Screws for 904-5-1/2/34996

CAT. NO.	UPC NO.	LENGTH		HEX SHANK		HOLE DIA.		HEAD DIA.		WEIGHT	
		INCH	mm	INCH	mm	INCH	mm	INCH	mm	LBS.	g
901-12	02706	12	304.8	1/4	6.4	1/4	6.4	9/16	14.3	1.4	636
902-18	02707	18	457.2	5/16	7.9	23/64	9.1	21/32	16.7	2.5	1134
902-24	02708	24	609.6	5/16	7.9	23/64	9.1	21/32	16.7	3.4	1543
904-5-1/2	34996	5-1/2	139.7	7/16	11.1	1/2	12.7	1	25.4	2.1	953
904H-12	34980	12	304.8	7/16	11.1	**		23/32	18.3	2.9	1316
904H-18	35356	18	457.2	7/16	11.1	**		23/32	18.3	4.3	1951
904H-24	35358	24	609.6	7/16	11.1	**		23/32	18.3	5	2268

**For 7/16" Hex or 1/2" Round with 3 Flats, 1/4" Wide

Holemaking

INTERNATIONAL

Tel: +1.815.397.7070
Fax: +1.815.397.9247

CANADA

Tel: 800.435.0786
Fax: 800.524.2853

USA

Tel: 800.435.0786
Fax: 800.451.2632

E-Z Bore® Bits



- Double-end replaceable screw point. Choose the right feed for the material you are drilling. Fine thread for hardwoods, coarse thread for fast, effortless drilling even in soft, gummy woods.
- Tapered backside for easier removal.
- Open design won't clog with wood chips.
- Three milled flats for use in portable electric or pneumatic drills and stationary boring machines.
- Shank size = 7/16"

CAT. NO.	UPC NO.	DESCRIPTION
4236AV	05133	R Screw Point for 149G - 1, 149G - 1-1/8, 149G - 1-1/4, 149G - 1-3/8, 149G - 1-1/2, 149G - 1-3/4, 149G - 2, 149G - 2-1/8, 149G - 2-1/4, 149G - 2-9/16 and 149G - 3
18358	18358	R Screw Point for 149G-3-5/8 and 4-5/8
149H-3/8	12639	R Screw Point
149H-1/4	12640	R Screw Point
904H-5-1/2	12641	R Extension

CAT. NO.	UPC NO.	HOLE DIA.		OVERALL LENGTH		PIPE & CONDUIT SIZE	WEIGHT	
		INCH	mm	INCH	mm		LBS.	g
149H-1	12630	1	25.4	5	127.0	1/2"	.4	18
149H-1-1/8	12631	1-1/8	28.6	5	127.0	1/2" & 3/4"	.3	137
149H-1-1/4	12632	1-1/4	31.8	5	127.0	3/4"	.3	137
149H-1-3/8	12633	1-3/8	34.9	5	127.0	—	.4	182
149H-1-1/2	12634	1-1/2	38.1	5	127.0	1"	.4	182
149H-1-3/4	12635	1-3/4	44.4	5	127.0	1-1/4"	.5	227
149H-2	12636	2	50.8	5	127.0	—	.6	273
149H-2-1/8	12637	2-1/8	54.0	5	127.0	1-1/2"	.7	318
149H-2-1/4	12638	2-1/4	57.2	5	127.0	—	.7	318
149H-2-9/16	12639	2-9/16	65.1	5	127.0	2"	.8	363
149H-3	12640	3	76.2	5	127.0	2-1/2"	1.1	499
149H-3-5/8	12641	3-5/8	92.1	6-1/4	158.8	3"	2.1	953
149H-4-5/8	12642	4-5/8	117.5	6-1/4	158.8	4"	2.6	1179

Conduit and Pipe Bit Sets



149H
Contractor's Bit Kit

- Complete assortment of the most commonly used E-Z Bore® bits.
- High-impact, rugged plastic carrying case.
- Full complement of accessories conveniently stored.

CAT. NO.	UPC NO.	DESCRIPTION	WEIGHT	
			LBS.	kg
149H	34995	Contractor's Bit Kit	6	2.72

CAT. NO.	UPC NO.	DESCRIPTION	KIT CAT./UPC NO.
			1441/34995
149H-1	12630	1" (25.4 mm) E-Z Bore Bit	✓
149H-1-1/8	12631	1-1/8" (28.6 mm) E-Z Bore Bit	✓
149H-1-1/4	12632	1-1/4" (31.8 mm) E-Z Bore Bit	✓
149H-1-1/2	12634	1-1/2" (38.1 mm) E-Z Bore Bit	✓
149H-1-3/4	12635	1-3/4" (44.4 mm) E-Z Bore Bit	✓
149H-2-1/8	12637	2-1/8" (54.0 mm) E-Z Bore Bit	✓
149H-2-9/16	12639	2-9/16" (65.0 mm) E-Z Bore Bit	✓
149H-1/4	12640	1/4" Screw Point	✓
51376	51376	1/8" Allen Wrench	✓
52144	52144	5/32" Allen Wrench	✓
904-5-1/2	34996	5-1/2" Bit Extension	✓
34997	34997	Plastic Case	✓

Self-Feeding Spade Bits



34AR6

Bore hardwood, softwood, plywood and drywall.

- Innovative self-feeding design requires less effort and reduces vibration.
- Unique tapered design allows existing hole enlargement.
- 1/4" Quick change hex shank.
- Forged and heat treated for long life.
- For use in 1/4" (6.4 mm) or larger power drills.
- Hole in top center of bit for wire pulling.
- See "Bit Extensions" (page 84) if more length required.
- P.O.P. Packaged.



SPADE BIT KIT

CAT. NO.	UPC NO.	DESCRIPTION	WEIGHT	
			LB.	g
34AR-6	03710	Self-Feeding Spade Bit Kit (6PC)	.83	376.48

34A SPADE BITS – LENGTH 6-1/4" (158.8 mm)

CAT. NO.	UPC NO.	HOLE DIA.		HEX SHANK		WEIGHT		KIT CAT./UPC NO. 34AR-6/ 03710
		INCH	mm	INCH	mm	LBS.	g	
34A-3/8	03711	3/8	9.5	1/4	6.4	.09	40.8	1
34A-1/2	03712	1/2	12.7	1/4	6.4	.1	45.3	1
34A-5/8	03713	5/8	15.9	1/4	6.4	.1	45.3	1
34A-3/4	03714	3/4	19.1	1/4	6.4	.1	45.3	1
34A-7/8	03715	7/8	22.2	1/4	6.4	.12	54.4	1
34A-1	03716	1	25.4	1/4	6.4	.12	54.4	1

Spade Bits



Bore hardwood, softwood, plywood and drywall.

- Forged and heat treated for long life.
- For use in 1/4" (6.4 mm) or larger power drills.
- Hole in top center of bit for wire pulling.
- See "Bit Extensions" (page 84) if more length required.
- P.O.P. Packaged.

SPECIFICATIONS

Length	33A Spade Bit - 6-1/4" (158.8 mm)	33L Spade Bit - 16" (406.4 mm)

SPADE BIT KITS

CAT. NO.	UPC NO.	DESCRIPTION	WEIGHT	
			LB.	g
33AR-6	20364	Spade Bit Kit (see chart)	0.6	272

33A SPADE BITS – LENGTH 6-1/4" (158.8 mm)

CAT. NO.	UPC NO.	HOLE DIA.		HEX SHANK		WEIGHT		KIT CAT./UPC NO. 33AR-6/ 20364
		INCH	mm	INCH	mm	LBS.	g	
33A-1/4	20344	1/4	6.4	1/4	6.4	.05	23.0	
33A-3/8	20346	3/8	9.5	1/4	6.4	.09	40.8	1
33A-1/2	20348	1/2	12.7	1/4	6.4	.1	45.3	1
33A-5/8	20350	5/8	15.9	1/4	6.4	.1	45.3	1
33A-3/4	20352	3/4	19.1	1/4	6.4	.1	45.3	1
33A-7/8	20354	7/8	22.2	1/4	6.4	.12	54.4	1
33A-1	20357	1	25.4	1/4	6.4	.12	54.4	1
33A-1-1/8	20358	1-1/8	28.6	1/4	6.4	.15	68.0	
33A-1-1/4	20359	1-1/4	31.8	1/4	6.4	.15	68.0	
33A-1-3/8	20360	1-3/8	34.9	1/4	6.4	.16	72.6	
33A-1-1/2	20361	1-1/2	38.1	1/4	6.4	.16	72.6	

33L SPADE BITS – LENGTH 16" (406.4 mm)

CAT. NO.	UPC NO.	HOLE DIA.		HEX SHANK		WEIGHT	
		INCH	mm	INCH	mm	LBS.	g
33L-1/4	31535	1/4	6.4	1/4	6.4	.22	99
33L-3/8	31536	3/8	9.5	1/4	6.4	.32	145
33L-1/2	31537	1/2	12.7	1/4	6.4	.33	150
33L-5/8	31539	5/8	15.9	1/4	6.4	.4	181
33L-3/4	31540	3/4	19.1	1/4	6.4	.4	181
33L-7/8	31541	7/8	22.2	1/4	6.4	.55	250
33L-1	31542	1	25.4	1/4	6.4	.33	150
33L-1-1/8	31543	1-1/8	28.6	1/4	6.4	.58	263
33L-1-1/4	31544	1-1/4	31.8	1/4	6.4	.56	254
33L-1-1/2	31545	1-1/2	38.1	1/4	6.4	.6	272

D'VersiBITS & ACCESSORIES

D'VersiBIT® System



A new twist to an old problem.

These flexible steel drill bits are the right tools for installing wire or cable inside existing walls.

It bends to meet your needs!

Fishing wire or cable through existing walls used to be frustrating and time-consuming, but the D'VersiBIT has made it as simple as bowing the spring steel shaft in the direction you want to drill and turning on the power. Proven in the field to deliver accurate and professional results in many applications. Bits range from 3/16" to 1" (4.8 to 25.4 mm) in diameter and in shaft length from 12" to 72" (304.8 to 1828.8 mm).

The D'VersiBIT® System makes it possible to easily accomplish even complex installations. This patented system attaches a quality drill bit to a long flexible spring steel shaft.

When used with the Placement Tool, this flexibility makes it possible to easily manipulate the bit within walls. After

drilling, attach a D'VersiGRIP to the hole in the drill and pull wire or cable back through the wall.



Type M, Masonry



- For drilling in masonry walls and through plaster.
- Recommended for use with Abrasion Shield to reduce friction and abrasion as the shaft turns against masonry.

Type HS, Wood



- Designed for aggressive cutting in all types of wood.
- Made from high-speed steel to ensure long life.
- Replaces Bellhanger bits on 12", 18" and 24" lengths.

BIT DIAMETER INCH (mm) COLOR CODE	SHAFT LENGTH		SHAFT DIA.		TYPE M MASONRY		TYPE HS HIGH SPEED STEEL	
	INCH	mm	INCH	mm	CAT. NO.	UPC NO.	CAT. NO.	UPC NO.
1/4" (6.4 mm) Blue	12	304.8	3/16	4.8	—	—	1412D	39913
	18	457.2	3/16	4.8	—	—	1418D	38744
	24	609.6	3/16	4.8	—	—	1424D	38745
	36	914.4	3/16	4.8	—	—	1436D	38746
3/8" (9.5 mm) Black	12	304.8	3/16	4.8	—	—	3812D	39914
	24	609.6	3/16	4.8	—	—	3824D	38750
	36	914.4	3/16	4.8	—	—	3836D	38751
	54	1371.6	3/16	4.8	06-03-54M	38668	3858D	38752
1/2" (12.7 mm) Green	72	1828.8	3/16	4.8	—	—	3872D	38753
	36	914.4	3/16	4.8	—	—	1236D	38756
	54	1371.6	3/16	4.8	—	—	1258D	38757
	72	1828.8	3/16	4.8	—	—	1272D	38758
	54	1371.6	1/4	6.4	08-04-54M	38678		

D'VersiBIT® System

Holemaking

INTERNATIONAL

Tel: +1.815.397.7070
Fax: +1.815.397.9247

CANADA

Tel: 800.435.0786
Fax: 800.524.2853

USA

Tel: 800.435.0786
Fax: 800.451.2632

Type A, Auger



- Wood-type auger bit with screw point.
- Pulls itself through wood, avoids walking or skidding.
- Excellent for drilling in soft woods or through thin sections.
- Slow back-taper allows for easy retrieval.

Type B, Combination with Screw Point



- For aggressive chip removal in many types of woods.
- Screw point for easy starting and pulling through wood.
- With screw point removed, this bit can be ground to function like a standard combination bit.

Type C, Combination



- For drilling in tough woods and thick obstacles.
- Drilling speed relative to pressure applied.
- Chips can be brought easily out of the hole.

BIT DIA. INCH (mm)	SHAFT LENGTH		SHAFT DIA.		TYPE A		TYPE B		TYPE C	
					AUGER		COMBINATION WITH SCREW POINT		COMBINATION	
COLOR CODE	INCH	mm	INCH	mm	CAT. NO.	UPC NO.	CAT. NO.	UPC NO.	CAT. NO.	UPC NO.
1/4"	36	914.4	5/32	4.0	—	—	—	—	04-03-36C	38112
(6.4 mm)	54	1371.6	5/32	4.0	—	—	—	—	04-03-54C	38113
Blue	72	1828.8	5/32	4.0	—	—	—	—	04-03-72C	38114
3/8"	36	914.4	3/16	4.8	06-03-36A	38067	06-03-36B	38092	06-03-36C	38117
(9.5 mm)	54	1371.6	3/16	4.8	06-03-54A	38068	06-03-54B	38093	06-03-54C	38118
Black	72	1828.8	3/16	4.8	06-03-72A	38069	06-03-72B	38094	06-03-72C	38119
1/2"	36	914.4	3/16	4.8	08-03-36A	38072	08-03-36B	38097	08-03-36C	38122
(12.7 mm)	54	1371.6	3/16	4.8	08-03-54A	38073	08-03-54B	38098	08-03-54C	38123
Green	72	1828.8	3/16	4.8	08-03-72A	38074	08-03-72B	38099	08-03-72C	38124
9/16"	36	914.4	3/16	4.8	09-03-36A	38077	09-03-36B	38102	—	—
(14.3 mm)	54	1371.6	3/16	4.8	09-03-54A	38078	09-03-54B	38103	09-03-54C	38128
Orange	72	1828.8	3/16	4.8	09-03-72A	38079	09-03-72B	38104	09-03-72C	38129
3/4"	36	914.4	1/4	6.4	12-04-36A	38082	—	—	—	—
(19.1 mm)	54	1371.6	1/4	6.4	12-04-54A	38083	—	—	12-04-54C	38133
Red	72	1828.8	1/4	6.4	12-04-72A	38084	—	—	12-04-72C	38134
1"	36	914.4	1/4	6.4	16-04-36A	38087	—	—	—	—
(25.4 mm)	54	1371.6	1/4	6.4	16-04-54A	38088	—	—	—	—
White	72	1828.8	1/4	6.4	16-04-72A	38089	—	—	—	—

D'VersiBIT® Starter Kit



- All the tools to complete a typical wiring job.
- Includes 09-03-54B bit, 712P placement tool and 150 pulling grip.

CAT. NO.	UPC NO.	DESCRIPTION
DBITKIT	01630	D'VersiBIT® Kit with 9/16" Bit, Placement Tool and Grip for Pulling 1/2" OD Wire

Quick Connect Extensions



- Flexible shaft allows easy access to difficult and tight areas
- Convenient 1/4" quick connect receiver accepts most standard quick change accessories.
- Multiple extensions can be easily joined to create the perfect length for any job.
- Capacity: Any 1/4" quick change accessory 3/4" diameter and under.

CAT. NO.	UPC NO.	DESCRIPTION
921-12	12412	Extension, Quick Change 3/16x12
921-18	12413	Extension, Quick Change 3/16x18
921-24	12414	Extension, Quick Change 3/16x24
921-36	12415	Extension, Quick Change 3/16x36
125Q	12791	Grip, Quick Change 3/8x1/4
150Q	12792	Grip, Quick Change 1/2x1/4
168Q	12793	Grip, Quick Change 3/4x1/4
60A-3/4	12417	Bit, Auger, Quick Change 3/4A
921	12411	Quick Change Extension System Kit



SPECIFICATIONS

EXTENSION	SHAFT LENGTH INCH	SHAFT DIA.		WEIGHT			KIT CAT/UPC NO. 921/12411
		MM	INCH	MM	LBS.	G	
921-12	12	304.8	3/16	4.8	0.2	90.72	
921-18	18	457.2	3/16	4.8	0.25	113.4	1
921-24	24	609.6	3/16	4.8	0.3	136.08	
921-36	36	914.4	3/16	4.8	0.4	181.44	1

GRIP	CAPACITY	WEIGHT			KIT CAT/UPC NO. 921/12411
		MM	LBS.	G	
125Q	100LBS	-	0.04	18.144	
150Q	100LBS	-	0.05	22.68	1
168Q	100LBS	-	0.06	27.216	

AUGER BIT	HOLE DIA. INCH	HEX SHANK		WEIGHT			KIT CAT/UPC NO. 921/12411
		MM	INCH	MM	LBS.	G	
60A-3/4	3/4	19.1	1/4	6.4	0.6	272.16	1



Holemaking

USA
Tel: 800.435.0786
Fax: 800.451.2632

CANADA
Tel: 800.435.0786
Fax: 800.524.2653

INTERNATIONAL
Tel: +1.815.397.7070
Fax: +1.815.397.9247



Extensions



SPECIFICATIONS

Size	3XT 36, 3XT 54, 3XT 72 - connecting end diameter 7/16" (11.1 mm) 4XT 36, 4XT 54, 4XT 72 - connecting end diameter 5/8" (15.9 mm)
-------------	---

- Sizes for 3/16" (4.8 mm) and 1/4" (6.4 mm) diameter shafts.
- Connect to chuck end of D'VersiBIT[®] shaft to increase the length of the bit.

CAT. NO.	UPC NO.	USE WITH	
		SHAFT DIA.	LENGTH
3XT 36	38685	3/16" (4.8 mm)	36" (914.4 mm)
3XT 54	38686	3/16" (4.8 mm)	54" (1371.6 mm)
3XT 72	38687	3/16" (4.8 mm)	72" (1828.8 mm)
4XT 36	38688	1/4" (6.4 mm)	36" (914.4 mm)
4XT 54	38689	1/4" (6.4 mm)	54" (1371.6 mm)
4XT 72	38690	1/4" (6.4 mm)	72" (1828.8 mm)

CAT. NO.	UPC NO.	DESCRIPTION
54333	54333	Screws for 3XT
50753	50753	Screws for 4XT

Placement Tool



- Allows placement of the drill bit at any point within the wall.
- Helpful in judging where the bit will be during drilling to avoid accidentally drilling through the wall.
- Useful for vertical and horizontal placements.

CAT. NO.	UPC NO.	DESCRIPTION
712P	38350	D'VersiBIT [®] Placement Tool

SPECIFICATIONS	
Function	Use to position all bit and shaft sizes.

Wire and Cable Pulling Grips



- Grip can attach to standard D'Versibit[®] or to any standard 1/4" Quick Connect adapter.
- Swivel design reduces twisting.
- Mesh design holds wire or cable during pull.
- Capacity: 100 lbs. pulling force.

CAT. NO.	UPC NO.	DESCRIPTION
125Q	12791	Quick Change Grip for Pulling Single Wire with 3/8" to 1/2" (9.5 mm to 12.7 mm).
150Q	12792	Quick Change Grip for Pulling 1/2" (12.7 mm) OD Wire with 1/2" to 9/16" (12.7 to 14.3 mm).
168Q	12793	Quick Change Grip for Pulling 3/4" (19.1 mm) OD Wire with 3/4" to 1" (19.1 to 25.4 mm).

SPECIFICATIONS	
Function	For pulling wire, cable or fish tape through walls.
Pulling Strength	100 lbs.

Abrasion Shield



SPECIFICATIONS

Function	Protects shaft and hand while drilling with any size or type D'VersiBIT [®] .
Length	48" (1219.2 mm)

- Tube fits both shaft sizes.
- Prevents insulation from wrapping around bit shaft.
- Protects shaft of masonry bits as they turn against masonry walls.
- Protects hand holding shaft during drilling.

CAT. NO.	UPC NO.	DESCRIPTION
606AS	38696	Abrasion Shield

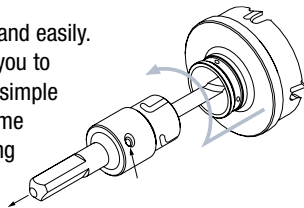
STEEL HOLE CUTTERS

Quick Change Stainless Steel Hole Cutters



660

- Cuts stainless steel quickly and easily.
- Quick Change arbor allows you to change cutter heads with a simple push and a turn. Use the same arbor for different size cutting heads.
- Removable cutter heads available in sizes from 5/8" through 3".
- Flange stop prevents over-drilling.
- Ejector spring on all sizes above 3/4" makes removal of slug easier.
- Replaceable, cobalt-steel pilot drill with split-point tip to prevent walking.
- Precision carbide teeth for optimum performance and durability.
- Minimum chuck size of 3/8"



KITS

CAT. NO.	UPC NO.	DESCRIPTION
660	05766	7/8", 1-1/8", 1-3/8", 1-3/4", 2" Cutter Heads; Arbor, Hex Key and Case
655	05820	7/8", 1-1/8", 1-3/8" Cutter Heads; Arbor, Hex Key and Case
03581	03581 R	3 mm Hex Key
54274	54274 R	Set Screw
55225	55225 R	1/2" Ejector Spring

INDIVIDUAL CARBIDE-TIPPED HOLE CUTTERS

CAT. NO.	UPC NO.	SIZE		CONDUIT SIZE	PG	ISO	MIN. CHUCK SIZE		KIT CAT. NO. 660/UPC NO. 05766	KIT CAT. NO. 655/UPC NO. 05820
		INCH	mm				INCH	mm		
645-5/8	05691	5/8	15.8				3/8	9.5		
645-11/16	05692	11/16	17.5				3/8	9.5		
645-3/4	05693	3/4	19.0		11		3/8	9.5		
645-13/16	05694	13/16	20.6		13	20	3/8	9.5		
645-7/8	05695	7/8	22.2	1/2"			3/8	9.5	✓	✓
645-1	05696	1	25.4			25	3/8	9.5		
645-1-1/16	05957	1-1/16	27.0				3/8	9.5		
645-1-1/8	05697	1-1/8	28.6	3/4"	21		3/8	9.5	✓	✓
645-1-7/32	05698	1-7/32	31.0				3/8	9.5		
645-1-1/4	05699	1-1/4	31.8				3/8	9.5		
645-1-5/16	05958	1-5/16	33.3			32	3/8	9.5		
645-1-3/8	05700	1-3/8	34.9	1"			3/8	9.5	✓	✓
645-1-7/16	05959	1-7/16	36.5		27		3/8	9.5		
645-1-1/2	05701	1-1/2	38.1				3/8	9.5		
645-1-3/4	05702	1-3/4	44.4	1-1/4"			3/8	9.5	✓	
645-2	05703	2	50.8	1-1/2"	50		3/8	9.5	✓	
645-2-1/8	05960	2-1/8	54.0		42		3/8	9.5		
645-2-1/4	05704	2-1/4	57.2		48		3/8	9.5		
645-2-3/8	05961	2-3/8	60.3				3/8	9.5		
645-2-1/2	05705	2-1/2	63.5	2"	63		3/8	9.5		
645-2-5/8	05706	2-5/8	66.7				3/8	9.5		
645-3	05707	3	76.2				3/8	9.5		

ARBORS AND PILOT DRILLS

CAT. NO.	UPC NO.	DESCRIPTION	KIT CAT. NO. 660/UPC NO. 05766	KIT CAT. NO. 655/UPC NO. 05820
645-011	05752	Quick Change Arbor for sizes 5/8" through 2-1/4", 3/8" shank	✓	✓
645-022	05753	Quick Change Arbor for sizes 2-3/8" through 3", 1/2" shank		
645-001	05761	Pilot Drill for sizes 5/8" through 2-1/4"	✓	✓
645-002	05762	Pilot Drill for sizes 2-3/8" through 3"		
55225	55225	Ejector Spring		

NOTE: TO EXTEND THE LIFE OF YOUR TOOL, SEE CUTTING/THREADING OIL ON PAGE 435.



Carbide-Tipped Hole Cutters



- Multiple tungsten carbide tips for long life and smooth cutting.
- Cut fast, accurate, high quality holes in stainless steel, copper, aluminum, steel.
- Flange stop prevents over-drilling.
- Replaceable cobalt steel pilot drill, with split-point tip design, to improve performance and resist walking; eliminates need for "center punch."

KIT

CAT. NO.	UPC NO.	DESCRIPTION
635	03599	7/8", 1-1/8", 1-3/8" Cutterheads; Pilot Drill, Hex Key and Case Weight 1.2 lbs. (.54 kg)

CARBIDE-TIPPED HOLE CUTTERS

CAT. NO.	UPC NO.	SIZE		CONDUIT SIZE	PG	ISO	MIN. CHUCK SIZE		WEIGHT		KIT CAT. NO. 635/UPC NO. 03599
		INCH	mm				INCH	mm	LBS.	g	
625-3/4	38324	3/4	19.0		11		1/4	6.4	.02	9	
625-13/16	38325	13/16	20.6		13	20	1/4	6.4	.02	9	
625-7/8	38326	7/8	22.2	1/2"	16		1/4	6.4	.33	150	✓
625-1	38327	1	25.4			25	3/8	9.5	.02	9	
625-1-1/8	38328	1-1/8	28.6	3/4"	21		3/8	9.5	.43	195	✓
625-1-7/32	38329	1-7/32	30.5				3/8	9.5	.44	200	
625-1-1/4	38330	1-1/4	31.7				3/8	9.5	.33	150	
625-1-3/8	38331	1-3/8	35.0	1"			3/8	9.5	.47	213	✓
625-1-1/2	38332	1-1/2	38.1				3/8	9.5	.37	168	
625-1-3/4	38333	1-3/4	44.4	1-1/4"			3/8	9.5	.40	182	
625-2	38334	2	50.8	1-1/2"		50	3/8	9.5	.50	227	
625-2-1/2	38336	2-1/2	63.5	2"			1/2	12.7	.67	304	

SPECIFICATIONS

Maximum Cutting Depth 8 ga. (4 mm)

REPLACEMENT PILOT DRILLS

CUTTER SIZE RANGE		PILOT DRILL		HEX SET SCREW		WT.	
INCH	mm	CAT. NO.	UPC NO.	SIZE	CAT./UPC NO.	LBS.	g
3/4-2	19.0-50.8	625-001	398720	3 mm	54274	.19	86
2-1/2	63.5	625-002	38390	4 mm	54295	.28	127

◇ Point of Purchase Package

All hole cutters are packaged in Point of Purchase blister pack.

Holemaking

INTERNATIONAL

Tel: +1.815.397.7070
Fax: +1.815.397.9247

CANADA

Tel: 800.435.0786
Fax: 800.524.2853

USA

Tel: 800.435.0786
Fax: 800.451.2632

Ultra Cutters



- Lasts 10 times longer than standard hole saws.
- Precision-ground teeth cut smooth, burr-free holes with ease.
- 1/4" (6.35 mm) capacity.
- Durability and speed provide low cost per hole.
- Split-point pilot drill prevents "walking" – makes accurate hole placement easy.
- Spring-loaded slug ejector saves time.
- No tool required to change cutter sizes.
- Less chance of broken teeth because the saw body is machined out of solid, high-speed steel.

KIT

CAT. NO.	UPC NO.	DESCRIPTION
930	10214	Ultra Cutter Kit: Includes 7/8" to 2-1/2" Cutters, two Small Arbors for extended assembly to 7/8" and 1-1/8" Cutters, Large Arbor, Hex Wrench and Case. For conduit sizes 1/2" through 2".



ULTRA CUTTERS

CAT. NO.	UPC NO.	ACTUAL HOLE SIZE		HOLE DIAMETER			
		IN.	mm	CONDUIT	PG	ISO	COPPER PIPE
925-7/8	10157	7/8	22.5	1/2"	Pg-16		5/8"
925-1-1/8	10158	1-1/8	28.6	3/4"	Pg-21		
925-1-7/32	01643	1-7/32	30.5				
925-1-5/16	04823	1-5/16	33.3				
925-1-3/8	10159	1-3/8	35.0	1"			
925-1-3/4	10160	1-3/4	44.4	1-1/4"			1-1/2"
925-2	10161	2	50.8	1-1/2"		ISO-50	
925-2-1/2	10162	2-1/2	63.5			ISO-63	2"

ARBORS AND PILOT DRILLS

CAT. NO.	UPC NO.	DESCRIPTION
925-011	10163	R Small Arbor with Pilot Drill for 7/8" to 1-7/32" Size Cutter
925-022	10185	R Large Arbor with Pilot Drill for 1-3/8" to 2-1/2" Size Cutter
925-001	10186	R Small Pilot Drill
925-002	10211	R Large Pilot Drill

RECOMMENDED CUTTING SPEEDS

CUTTER SIZE	RPM
7/8" (22.5 mm)	350
1-1/8" (28.6 mm)	270
1-3/8" (35.0 mm)	220
1-3/4" (44.4 mm)	175
2" (50.8 mm)	150
2-1/2" (63.5 mm)	120

HOLE SAW TYPE	AVERAGE* CUTTING TIME (SEC/HOLE)	AVERAGE* NUMBER OF HOLES	AVERAGE* COST/HOLE (\$)
Bi-Metal	25	50	0.10
Ultra Cutter	10	500	0.10
Carbide-Tipped Cutter	10	500	0.20

*For 7/8" Hole in 14ga Mild Steel



NOTE: TO EXTEND THE LIFE OF YOUR TOOL, SEE CUTTING/THREADING OIL ON PAGE 435.

N = NEW PRODUCT **R** = REPLACEMENT PART **A** = ACCESSORY

Holemaking

USA

Tel: 800.435.0786
Fax: 800.451.2632

CANADA

Tel: 800.435.0786
Fax: 800.524.2653

INTERNATIONAL

Tel: +1.815.397.7070
Fax: +1.815.397.9247

Quick Change Hole Saw Kit



Quick Change Arbor Features:

- New arbor allows for rapid mounting or removal of hole saws.
- Faster, easier slug removal.
- Drill pilot hole without saw:
 1. Eliminates the "bite" when saw crashes into the steel.
 2. Provides better ergonomics - reduces stress on wrist, arm and hand.
 3. Eliminates obstructed view from hole saw.
- Only one arbor required from 7/8" to 6" (7/16" shank recommended for hole saws above 2-1/2").
- Works with recessed light and carbide grit hole saw products as well.
- Adapters re-usable to minimize costs.
- Universal - works with any brand hole saw.

Kit contains Bi-metal hole saws for 1/2" through 2" conduit sizes.


See page 95 for details.

CAT. NO.	UPC NO.	DESCRIPTION
830Q	02806	Quick Change Hole Saw Kit for 1/2" through 2" Conduit Sizes, Includes Three Hole Saw Stops
02800	02800	5/16" Arbor, Minimum Chuck Size 3/8"
02801	02801	7/16" Arbor, Minimum Chuck Size 1/2"
02802	02802	Retrofit Kit - upgrade 3 Hole Saws up to 1-9/16" to Quick Change
02803	02803	Small Adapters for 9/16" to 1-9/16" Saws Qty. 10
02804	02804	Large Adapters for 1-5/8" to 6" Saws Qty. 3
02805	02805	Bushings for 1-1/4" to 1-9/16" Saws Qty. 5
826S	12787	Hole saw stops

SPECIFICATIONS

Shank	Available for 3/8" and heavy duty 1/2" chuck sizes
Arbor length	5-1/2" with pilot drill
Arbor weight	0.5 lbs (227 g)
Arbor operation	Push collar to lock on saw; pull to release saw
Arbor pilot drill	37623, 4-1/8" x 1/4" (104.8 mm x 6.4 mm)

Deburring Tool



- Cleans burrs from both sides of the hole in seconds, saving time and labor.
- Works with any hole size or shape 3/4" or larger.
- Use with existing drills, battery or electric-powered.
- Ensures safety, less chance of personnel or equipment being cut on sharp edges.
- Patent pending.

SPECIFICATIONS

Material thickness	Deburs up to 10 gauge
Material type	Mild and stainless steel, copper, brass, aluminum
Shank	Minimum chuck size 3/8"
Cutter size	13/16" diameter
Operation	Run tool clockwise to deburr, counterclockwise to clear chips

NOTE: TO EXTEND THE LIFE OF YOUR TOOL, SEE CUTTING/THREADING OIL ONPAGE 435.

HOLE SAWS

Bi-Metal Hole Saws



- Cut through steel, tin, aluminum, fiberglass, wood and plastic.
- Deep 1-5/8" (41.3 mm) cutting depth allows for cutting through 2" x 4" wood studs.
- Extra-tough bi-metal blade – we use the highest grade of tool steel to outlast competitor's blades. That beats premature saw replacement and saves you money.
- Steam oxide finish – no paint to gum up and slow cutting. The saw runs cooler for longer life and better performance.
- Extra-thick backplate minimizes vibration for smoother, easier, less tiring cutting.
- Made in USA

CAT. NO.	UPC NO.	ACTUAL HOLE SIZE		HOLE DIA.			COPPER PIPE SIZE	USE WITH QUICK CHANGE ARBOR NO.	USE WITH STD. ARBOR NO.	WEIGHT	
		INCH	mm	CONDUIT	PG	ISO				LBS.	g
825-9/16	19131	9/16	14.3				1/8"	02800*	37157, 37155, or 38522	.1	46
825-5/8	19132	5/8	15.9		Pg-9		1/4"			.1	46
825-11/16	19133	11/16	17.5			ISO-16	3/8"			.1	46
825-3/4	19134	3/4	19.0		Pg-11		1/2"			.1	46
825-13/16	19135	13/16	20.6		Pg-13	ISO-20	1/2"			.1	46
825-7/8	19136	7/8	22.2	1/2"	Pg-16		5/8"			.1	46
825-15/16	19137	15/16	23.8							.1	46
825-1	19138	1	25.4			ISO-25	3/4"			.1	46
825-1-1/16	19140	1-1/16	27.0							.1	46
825-1-1/8	19141	1-1/8	28.6	3/4"	Pg-21		3/4"			.1	46
825-1-3/16	19143	1-3/16	30.2					.2	91		
825-1-1/4	19144	1-1/4	31.7				1"	.2	91		
825-1-5/16	19145	1-5/16	33.3			ISO-32		.2	91		
825-1-3/8	19146	1-3/8	35.0	1"				.1	46		
825-1-7/16	19147	1-7/16	36.5		Pg-29			.2	91		
825-1-1/2	19148	1-1/2	38.1				1-1/4"	.2	91		
825-1-9/16	19149	1-9/16	39.7					.2	91		
825-1-5/8	19150	1-5/8	41.3			ISO-40		.2	91		
825-1-11/16	19151	1-11/16	42.9					.3	137		
825-1-3/4	19152	1-3/4	44.4	1-1/4"			1-1/2"	.2	91		
825-1-13/16	19153	1-13/16	46.0					.2	91		
825-1-7/8	19154	1-7/8	47.6		Pg-36			.3	137		
825-2	19155	2	50.8	1-1/2"		ISO-50		.2	91		
825-2-1/16	19157	2-1/16	52.4					.3	137		
825-2-1/8	19158	2-1/8	54.0		Pg-42			.3	137		
825-2-1/4	19159	2-1/4	57.2				2"	.3	137		
825-2-5/16	19160	2-5/16	58.7					.5	227		
825-2-3/8	19161	2-3/8	60.3		Pg-48		2"	.3	137		
825-2-1/2	19162	2-1/2	63.5	2"		ISO-63	2"	.3	137		
825-2-9/16	19163	2-9/16	65.0					.4	182		
825-2-5/8	19164	2-5/8	66.7					.4	182		
825-2-3/4	19165	2-3/4	69.8					.4	182		
825-2-7/8	19166	2-7/8	73.0					.4	182		
825-3	19167	3	76.2	2-1/2"			2-1/2"	.5	227		
825-3-1/8	19168	3-1/8	79.4					.5	227		
825-3-1/4	19169	3-1/4	82.5					.6	273		
825-3-3/8	19170	3-3/8	85.7					.6	273		
825-3-1/2	19171	3-1/2	88.9					.6	273		
825-3-5/8	19172	3-5/8	92.1	3"				.6	273		
825-3-3/4	19174	3-3/4	95.2					.7	318		
825-3-7/8	19175	3-7/8	98.4				3-1/2"	.7	318		
825-4	19176	4	101.6					.7	318		
825-4-1/8	19177	4-1/8	104.8	3-1/2"			3-1/2"	.8	363		
825-4-1/4	19178	4-1/4	108.0				4"	.8	363		
825-4-3/8	19179	4-3/8	111.1					.8	363		
825-4-1/2	19180	4-1/2	114.3	4"				.9	409		
825-4-3/4	19181	4-3/4	120.6					1.1	499		
825-5	19182	5	127.0					1.2	545		
825-5-1/2	19183	5-1/2	139.7				5"	1.2	545		
825-6	19184	6	152.4					1.4	636		
825-68	36169	2-5/8	68.0					.4	182		
825-74	36170	2-7/8	70.0					.5	227		



Bi-Metal Hole Saws with Stops



- Helps control hole saw drilling depth to max of 1/8
- Easily removeable stop for transfer between hole saws.
- Helps protect hardware, wire and drill during cutting
- Can use one to four stops (depending on diameter of hole saw) based on personal preference.
- Offered in kits at no additional cost.

CAT. NO.	UPC NO.	DESCRIPTION
826S	12787	Hole saw stop (Qty. 3)
830	19192	Hole saw set with 3 stops for 1/2" - 2" conduit
830Q	02806	Quick Change Hole Saw Kit with 3 Stops

Carbide-Grit Hole Saws



- Long-lasting tungsten carbide-grit delivers extremely clean, smooth cuts through tile, cement board, and other abrasive materials. Perfect for cutting holes in Quazite[®] enclosure or hardy board siding for 3-0 box installation.
- Rugged construction for enduring performance.
- Use with Arbors listed on page 94.

CARBIDE GRIT HOLE SAWS








CAT. NO.	UPC NO.	ACTUAL HOLE SIZE		HOLE DIAMETER		
		INCH	mm	CONDUIT	PG	ISO
725-7/8	10072	7/8	22.2	1/2"	16	
725-1-1/8	10073	1-1/8	28.6	3/4"	21	
725-1-3/8	10075	1-3/8	35.0	1"		
725-1-1/2	10076	1-1/2	38.1			
725-1-3/4	10077	1-3/4	44.4	1-1/4"		
725-2	10078	2	50.8	1-1/2"		50
725-2-1/8	10079	2-1/8	54.0			
725-2-1/2	10080	2-1/2	63.5	2"		63
725-3-5/8	10081	3-5/8	92.1	3"		
725-4-1/8	10687	4-1/8	104.8	3-1/2"		
725-4-1/2	01879	4-1/2	114.3	4"		



PILOT DRILL


CAT. NO.	UPC NO.	DESCRIPTION
725-001	10082	1/4" Carbide Tipped Pilot Drill

Arbors with Replacement High-Speed Steel Pilot Drill Bits

- The best arbor in the industry ensures a solid connection without any gaps or wobbling.
- Arbors include replaceable, high-speed steel pilot drill.
- Pilot drills have unique split-point tip design.
- Use with Greenlee bimetal hole saws, recessed light hole saws and carbide-grit hole saws (carbide-tipped pilot drill sold separately).
- Can be used with Greenlee #901 or #904 bit extensions.

ARBORS							
Cat./UPC No.							
Standard Pack	N/A	37157	38522	37155	N/A	37154	37156
Point of Purchase Pack	02800	38507	38524	38505	02801	38504	38506
Bulk Pack	N/A	37157B/37630	38522B/38529	37155B/37628	N/A	37154B/37903	37156B/37626
Shank	Hex	Round with 3 flats	Hex	Hex	Hex	Hex	Hex
Shank Size	5/16" (7.9 mm)	1/4" (6.4 mm)	5/16" (7.9 mm)	7/16" (11.1 mm)	7/16" (11.1 mm)	5/16" (7.9 mm)	7/16" (11.1 mm)
Min. Chuck Size	3/8" (9.5 mm)	1/4" (6.4 mm)	3/8" (9.5 mm)	1/2" (12.7 mm)	1/2" (12.7 mm)	3/8" (9.5 mm)	1/2" (12.7 mm)
Use With	9/16" - 2" (14.3 - 50.8 mm)	9/16" - 1-3/16" (14.3 - 30.2 mm) Hole Saws	9/16" - 1-3/16" (14.3 - 30.2 mm) Hole Saws	9/16" - 1-3/16" (14.3 - 30.2 mm) Hole Saws	9/16"-6" (14.3 - 152.4mm)	1-1/4" - 2" (31.8 - 50.8 mm) Hole Saws	1-1/4" - 6" (31.8 - 152.4 mm) Hole Saws and all Greenlee Recessed Light Hole Saws
Weight	0.5 lbs (227 g)	.2 lbs (91 g)	.2 lbs (91 g)	.2 lbs (91 g)	0.5 lbs. (227 g)	.5 lbs (227 g)	.5 lbs. (227 g)

HIGH-SPEED STEEL PILOT DRILLS		
Cat./UPC No.		
Standard Pack	37623	38526
Point of Purchase Pack	39873	39893
Bulk Pack		
Qty: 50 per pack	37624	38991
Length	4-1/8" (104.8 mm)	3-1/4" (82.5 mm)
Diameter	1/4" (6.4 mm)	1/4" (6.4 mm)
Use With Greenlee Arbor #'s	37154, 37155, 37156 & 37157	37154, 37155, 37156 & 38522
Weight	.2 lbs (91 g)	.2 lbs (91 g)

CARBIDE-TIPPED PILOT DRILLS	
Cat./UPC No.	
Standard Pack	10082
Length	4-1/8" (104.8 mm)
Diameter	1/4" (6.4 mm)
Use With Greenlee Arbor #'s	37157, 37155, 37156 & 37154
Weight	.2 lbs (91 g)

* Quazite is a registered trademark of Strongwell Corporation.
See page 91 for Quick Change adapter information.



Bi-Metal Hole Saw Kits



835 / 27538



834 / 19913



830 / 19192



889 / 03478



890 / 03479



891 / 03480

- Several electrician's kits available providing an assortment of the most commonly used Greenlee variable pitch hole saw sizes and arbors.
- High-impact, rugged plastic carrying case.
- Each kit includes three hole saw stops.

CAT. NO.	UPC NO.	DESCRIPTION	WEIGHT	
			LBS.	kg
830	19192	Hole Saw Kit for 1/2" through 2" Conduit Sizes	2.7	1.2
834	19913	Hole Saw Kit for 2-1/2" through 4" Conduit Sizes	6.2	2.8
835	27538	Hole Saw Kit for 1/2" through 4" Conduit Sizes	7.7	3.5
830Pg	29209	Hole Saw Kit for Pg-9 through Pg-48	2.7	1.2
889	03478	Plumber's Hole Saw Kit - 3/4" through 2-1/4" Conduit Sizes	2.3	1.0
890	03479	Industrial Maintenance Hole Saw Kit - 3/4" through 4-3/4" Conduit Sizes	9.7	4.4
891	03480	Electrician's/Plumber's Hole Saw Kit - 3/4" through 2-1/2" Conduit Sizes	3.5	1.6

CAT. NO.	UPC NO.	DESCRIPTION	KIT CAT./UPC NO.						
			830/ 19192	834/ 19913	835/ 27538	830PG/ 29209	889/ 03478	890/ 03479	891/ 03480
825-3/4	19134	3/4" Hole Saw					✓	✓	✓
825-7/8	19136	7/8" Hole Saw	✓		✓	✓	✓	✓	✓
825-1	19138	1" Hole Saw						✓	
825-1-1/8	19141	1-1/8" Hole Saw	✓		✓	✓	✓	✓	✓
825-1-3/8	19146	1-3/8" Hole Saw	✓		✓			✓	✓
825-1-1/2	19148	1-1/2" Hole Saw					✓	✓	✓
825-1-3/4	19152	1-3/4" Hole Saw	✓		✓		✓	✓	✓
825-2	19155	2" Hole Saw	✓		✓			✓	✓
825-2-1/4	19159	2-1/4" Hole Saw					✓	✓	✓
825-2-1/2	19162	2-1/2" Hole Saw	✓		✓			✓	✓
825-3	19167	3" Hole Saw		✓	✓			✓	
825-3-1/4	19169	3-1/4" Hole Saw						✓	
825-3-5/8	19172	3-5/8" Hole Saw		✓	✓			✓	
825-3-3/4	19174	3-3/4" Hole Saw						✓	
825-4-1/8	19177	4-1/8" Hole Saw		✓	✓			✓	
825-4-1/2	19180	4-1/2" Hole Saw		✓	✓				
825-4-3/4	19181	4-3/4" Hole Saw						✓	
825-5/8	19132	Pg-9 (15.9 mm) Hole Saw				✓			
825-3/4	19134	Pg-11 (19.0 mm) Hole Saw				✓			
825-13/16	19135	Pg-13 (20.6 mm) Hole Saw				✓			
825-1-3/16	19143	30.2 mm Hole Saw				✓			
825-1-1/2	19148	Pg-29 (38.1 mm) Hole Saw				✓			
825-1-7/8	19154	Pg-36 (47.6 mm) Hole Saw				✓			
825-2-3/8	19161	Pg-48 (60.3 mm) Hole Saw				✓			
38522	38522	Arbor w/Pilot Drill	(2)						
37157	37157	Arbor w/Pilot Drill			✓				
37155	37155	Arbor w/Pilot Drill			✓	✓	✓	✓	✓
37156	37156	Arbor w/Pilot Drill	✓	✓	✓	✓	✓	✓	✓
38526	38526	Pilot Drill					✓	✓	✓

Holemaking

INTERNATIONAL

Tel: +1.815.397.7070
Fax: +1.815.397.9247

CANADA

Tel: 800.435.0786
Fax: 800.524.2853

USA

Tel: 800.435.0786
Fax: 800.451.2632

RECESSED LIGHT HOLE SAWS

Recessed Light Hole Saws



- Industry's only interchangeable replacement blades.
- Strong durable back plate.
- Available in two styles – steel tooth and carbide grit.
- Made and designed in USA by Greenlee.
- Use with a power drill to cut large diameter holes for recessed lighting fixtures.
- Saws use Greenlee arbor 37156, purchased separately.

SPECIFICATIONS

Capacity	Steel Toothed Blade - up to 7/8" (22.2 mm) plywood, wood, acoustical tile and ceiling tile.
	Carbide Grit Blade - up to 7/8" (22.2 mm) drywall, plywood, wood, acoustical tile, ceiling tile, plaster and stucco.

CAT. NO.	UPC NO.	DESCRIPTION
35720	35720 R	Blade for 35712
35721	35721 R	Blade for 35713
35722	35722 R	Blade for 35714
35723	35723 R	Blade for 35715
35724	35724 R	Blade for 35716
35725	35725 R	Blade for 35717
35726	35726 R	Blade for 35718
35727	35727 R	Blade for 35719
35708	35708	Set of 5 Blade Screws
35730	35730 R	Blade for 35728
35731	35731 R	Blade for 35729

CAT./ UPC NO.	DESCRIPTION	DIAMETER	HOLEWEIGHT		USE FOR
			LBS.	kg	
35712	Steel Toothed	4-3/8" (111 mm)	.76	.34	Mini Juno, Capri,
35716	Carbide Grit	4-3/8" (111 mm)	.74	.34	Marco and Halo
35713	Steel Toothed	6-3/8" (162 mm)	1.2	.54	Halo and Capri
35717	Carbide Grit	6-3/8" (162 mm)	1.1	.50	Halo and Capri
35714	Steel Toothed	6-5/8" (168 mm)	1.3	.59	Juno and Progress
35718	Carbide Grit	6-5/8" (168 mm)	1.3	.59	Juno and Progress
35715	Steel Toothed	6-7/8" (175 mm)	1.3	.59	Lithonia, Marco,
35719	Carbide Grit	6-7/8" (175 mm)	1.4	.64	Lightolier, Progress, Capri and Precolite
35728	Steel Toothed	5-3/8" (137 mm)	.98	.44	Capri, Juno, Lightolier, Progress, and Precolite
35729	Carbide Grit	5-3/8" (137 mm)	.98	.44	Capri, Juno, Lightolier, Progress, and Precolite

Quick Cutter™ Hole Saws



- Quickest, most affordable way to cut perfect holes in ceiling tile.
- Cuts clean, precise holes that ensure no light leakage or poor-fitting installations.
- Self-sharpening, carbide-sprayed cutting tips can cut dozens of holes in very abrasive materials and still stay sharp.
- Stabilizer spring balances cutting forces and offers more control of the tool when drilling drywall.
- Dedicated arbor and pilot drill eliminates changeover time.
- Fits a 3/8" drill chuck and can be used with a cordless drill.
- Included dust shield helps eliminate flying dust and debris.

CAT. NO.	UPC NO.	DESCRIPTION
06923	06923	Quick Cutter Recessed Hole Saw, Adjustable in 1/2" Increments for Cuts of 2-1/2" to 7"





Recommended Hole Saw Cutting Speeds

HOLE SAW SIZE		RPM			
INCH	mm	MILD STEEL	CAST IRON	BRASS	ALUMINUM
9/16	14.3	580	400	790	900
5/8	15.9	550	365	730	825
11/16	17.5	500	330	665	750
3/4	19.0	460	300	600	690
13/16	20.6	425	280	560	635
7/8	22.2	390	260	520	585
15/16	23.8	370	245	495	555
1	25.4	350	235	470	525
1-1/16	27.0	325	215	435	480
1-1/8	28.6	300	200	400	450
1-3/16	30.2	285	190	380	425
1-1/4	31.7	275	180	360	410
1-5/16	33.3	260	175	345	390
1-3/8	35.0	250	165	330	375
1-7/16	36.5	240	160	315	360
1-1/2	38.1	230	150	300	345
1-9/16	39.7	220	145	290	330
1-5/8	41.3	210	140	280	315
1-11/16	42.9	205	135	270	305
1-3/4	44.4	195	130	260	295
1-13/16	46.0	190	125	250	285
1-7/8	47.6	180	120	240	270
2	50.8	170	115	230	255
2-1/16	52.4	165	110	220	245
2-1/8	54.0	160	105	210	240
2-1/4	57.2	150	100	200	225

HOLE SAW SIZE		RPM			
INCH	mm	MILD STEEL	CAST IRON	BRASS	ALUMINUM
2-5/16	58.7	150	100	195	225
2-3/8	60.3	140	95	190	200
2-1/2	63.5	135	90	180	205
2-9/16	65.0	130	85	175	200
2-5/8	66.7	130	85	170	195
2.677	68.0	125	80	160	185
2-3/4	69.8	125	80	160	185
2-7/8	73.0	120	80	160	180
2.913	74.0	115	75	150	170
3	76.2	115	75	150	170
3-1/8	79.4	110	70	140	165
3-1/4	82.5	105	70	140	155
3-3/8	85.7	100	65	130	150
3-1/2	88.9	95	65	130	145
3-5/8	92.1	95	60	120	140
3-3/4	95.2	90	60	120	135
3-7/8	98.4	90	60	120	135
4	101.6	85	55	110	130
4-1/8	104.8	80	55	110	120
4-1/4	108.0	80	55	110	120
4-3/8	111.1	80	50	100	120
4-1/2	114.3	75	50	100	105
4-3/4	120.6	75	50	95	95
5	127.0	65	45	90	90
5-1/2	139.7	60	35	85	85
6	152.4	55	35	75	75

Holemaking

INTERNATIONAL

Tel: +1.815.397.7070
Fax: +1.815.397.9247

CANADA

Tel: 800.435.0786
Fax: 800.524.2853

USA

Tel: 800.435.0786
Fax: 800.451.2632

SAW BLADES

Reciprocating Blades

- Progressive-pitch reciprocating saw blades cut a wide range of standard construction materials quickly and cleanly – regardless of thickness.
- Bi-metal construction provides maximum flexibility and break resistance – plus lasting sharpness.
- Exclusive plunge tip makes starting cuts faster and easier.
- Blades color coded by application.



16-gauge metal stud


















EMT conduit

strut

thick wall pipe

rod/rebar

RECIPROCATING SAW BLADES

	CAT. NO.	UPC NO.	LENGTH x WIDTH x THICKNESS		TEETH PER INCH	TYPE	APPLICATION	QTY. PER PK.
			INCHES	mm				
Metal								
	353-123	09963	6 x 3/4 x .035	152 x 19.05 x .889	Progressive	Bimetal, Straight	Metal	5
	353-318	09961	4 x 5/16 x .035	101 x 7.938 x .889	18	Bimetal, Scroll	Metal	5
	353-418	09962	4 x 3/4 x .035	101 x 19.05 x .889	18	Bimetal, Straight	Metal	5
	353-614	09964	6 x 3/4 x .035	152 x 19.05 x .889	14	Bimetal, Straight	Metal	5
	353-618	09965	6 x 3/4 x .035	152 x 19.05 x .889	18	Bimetal, Straight	Metal	5
	353-624	09966	6 x 3/4 x .035	152 x 19.05 x .889	24	Bimetal, Straight	Metal	5
	353-804	09977	8 x 3/4 x .050	203 x 19.05 x 1.27	10/14	Bimetal, Straight	Metal	2
	353-814	09975	8 x 3/4 x .050	203 x 19.05 x 1.27	14	Bimetal, Straight	Metal	2
	353-818	09976	8 x 3/4 x .050	203 x 19.05 x 1.27	18	Bimetal, Straight	Metal	2
Wood								
	353-234	09991	8 x 3/4 x .050	203 x 19.05 x 1.27	Progressive	HCS, Taper	Wood Only	5
	353-656	09967	6 x 3/4 x .050	152 x 19.05 x 1.27	6	Bimetal, Taper	Wood with Nails	5
	353-646	09968	6 x 3/4 x .050	152 x 19.05 x 1.27	6	Bimetal, Straight	Wood with Nails	5
	353-956	09969	9 x 3/4 x .050	228 x 19.05 x 1.27	6	Bimetal, Straight	Wood with Nails	5
	353-156	09970	12 x 3/4 x .050	304 x 19.05 x 1.27	6	Bimetal, Straight	Wood with Nails	5
Demolition								
	353-966	09979	9 x 7/8 x .062	228 x 22.23 x 1.56	6	Bimetal, Taper	Wood Demolition	2
	353-969	09990	9 x 7/8 x .062	228 x 22.23 x 1.56	8/10	Bimetal, Taper	Metal Demolition	2
Specialty								
	353-345	09972	8 x 3/4 x .050	203 x 19.05 x 1.27	Progressive	Bimetal, Taper	General	5

Holemaking

USA

Tel: 800.435.0786
Fax: 800.451.2632

CANADA

Tel: 800.435.0786
Fax: 800.524.2653

INTERNATIONAL

Tel: +1.815.397.7070
Fax: +1.815.397.9247



Jig Saw Blades



- Progressive-tooth design delivers faster cutting through a broad range of material types and thicknesses.
- Shatterproof bi-metal construction with high speed cobalt matrix cutting edge.
- For rough and finish cutting in full range of applications including wood (even with nails), metal, plaster, drywall and fiberglass.
- Tungsten Carbide Grit Edge blade style.
 - No teeth to snag, cuts efficiently on both up and down strokes for extra smooth finishes.
 - Additional cutting application for cast iron, tile, pipe, ceramic.
- Center front tooth makes plunge cuts quick and easy.

JIG SAW BLADES

CAT. NO.	UPC NO.	DESCRIPTION	TEETH	TYPE	APPLICATION	TEETH PER INCH	QTY. PER PK.
373-U123	09994	3-5/8" Universal Jig Saw Blade	Progressive	High-speed Steel	Metal	18	5
373-U234	09993	4-1/4" Universal Jig Saw Blade	Progressive	High-carbon Steel	Wood	6	3
373-U345	09995	5" Universal Jig Saw Blade	Progressive	Bimetal	General	18	5
373-U300	09996	2-3/4" Universal Jig Saw Blade	Grit	Carbide Grit	Abrasive Materials	18	2
373-T123	10004	4" T-Shank Jig Saw Blade	Progressive	High-speed Steel	Metal	18	3
373-T234	10003	4-1/2" T-Shank Jig Saw Blade	Progressive	High-carbon Steel	Wood	6	5
373-T345	10005	5-1/4" T-Shank Jig Saw Blade	Progressive	Bimetal	General	18	5
373-TVAR	10006	T-Shank Jig Saw Blade – Variety Pack	Progressive	373-T123 373-T234 373-T345	Metal, Wood and General	6	1 ea.

FLEXIBLE CONDUIT CUTTERS

Flex Splitter[®] MC and Flexible Conduit Cutter



- Cut flexible metal conduit in seconds with a few turns of the crank and an easy twist of the conduit.
- Ample clearance between handle and body for comfortable operation.
- Set conduit size for multiple cuts of the same size conduit. No need to reset.
- Compact and lightweight. Fits easily in back pocket or tool pouch.
- Set blade adjustment with only a screwdriver.
- Convenient in-handle blade storage – holds up to five spare blades.
- Point-of-purchase packaged. Blades point-of-purchase packaged 1 and 5 blades per package.

CAT. NO.	UPC NO.	DESCRIPTION
1940	34953	Flex Splitter [®] Flexible Metal Conduit Cutter
1941-1	00288	(R) Single Blade for 1940
1941-5	33735	(R) 5 Pack Blades for 1940
34949	34949	(R) Handle
35145	35145	(R) Screw on Handle
35889	35889	(R) Pawl and Spring Kit
36301	36301	(R) Knob and Screw Unit

SPECIFICATIONS

Capacity	14/2 to 10/4 BX 3/8" flexible metal conduit
Weight	1940 - 4 lbs. (1.8 kg)

Holemaking

INTERNATIONAL

Tel: +1.815.397.7070
Fax: +1.815.397.9247

CANADA

Tel: 800.435.0786
Fax: 800.524.2853

USA

Tel: 800.435.0786
Fax: 800.451.2632

HAND SAWS

12" Hack Saw



CAT. NO.	UPC NO.	DESCRIPTION
333A	23635	12" (305 mm) Heavy-Duty Hack Saw

SPECIFICATIONS	
Capacity	12" (304.8 mm) Blade
Weight	1.4 lbs. (0.7 kg)

REPLACEMENT HACK SAW BLADES			
CAT. NO.	UPC NO.	DESCRIPTION	QTY. PER PK.
333-1218	10037	12" (305 mm) Bi-metal Blade, 18 Teeth Per Inch	5
333-1224	10038	12" (305 mm) Bi-metal Blade, 24 Teeth Per Inch	5
333-1232	10039	12" (305 mm) Bi-metal Blade, 32 Teeth Per Inch	5

Keyhole Saw



- Ergonomic-style handle with non-slip grip creates a sure and comfortable feel.
- Hardened steel blade makes cutting drywall, cement board, plastic and wood quick and easy.
- Blade goes through the handle for maximum support of the cutting blade.

CAT. NO.	UPC NO.	DESCRIPTION
301A	23641	Keyhole Saw with 6" Blade (152 mm)

PVC Saws



- "V" tooth design enables straight cuts on both push and pull saw strokes.
- Resharpenable blade.
- Pointed blade nose makes drywall surface penetration easy.
- Ergonomic handle is interchangeable with most popular PVC saw brands.

CAT. NO.	UPC NO.	BLADE LENGTH	DESCRIPTION
322-013	00113	13" (330 mm)	PVC Saw
322-018	00114	18" (457 mm)	PVC Saw
322-113	00115	13" (330 mm)	R Blade for 00113
322-118	00116	18" (457 mm)	R Blade for 00114



BAND SAWS

Heavy-Duty Band Saw




- Cuts up to 8" pipe and 9-1/2" x 11" (241 x 280 mm) tray or duct.
- Convertible to wet cutting systems with optional accessories.
- Three sawing speeds 76, 141, and 268 feet per minute (23, 43, and 82 meters per minute).
- Converts to vertical in seconds.
- Automatic shut-off after cut is complete.
- Sturdy wheels for mobility and stability.
- Heavy-duty, adjustable hydraulic feed.
- Heavy-duty, steel bed with welded steel legs.

SPECIFICATIONS

Capacity	Rectangular 9-1/2" x 11" (241.3 x 279.4 mm) Round 9-1/2" Dia. or 8" Pipe (241.3 mm) 45° Angle 5-1/2" (139.7 x 139.7 mm) Vertical Work Table 7-5/8" x 10" (193.7 x 254.0 mm) Throat Height 9-1/2" (241.3 mm) Throat Depth 6-1/4" (158.8 mm)
Dimensions	52" H. x 47" L. x 27" W. (13208 H. x 11938 L. x 685.8 W. mm)
Power Source	1399-120 VAC 1/2 Horsepower. 1399-22 - 220 VAC
Weight	346 lbs. (157 kg)
Blade Size	1/2" x .025" x 93" (12.7 mm x 0.64 mm x 2362 mm)

CAT. NO.	UPC NO.	DESCRIPTION
1399	31961	9-1/2" x 11" Capacity Mobile Band Saw (241.3 x 279.4 mm)
1399-22	32364	9-1/2" x 11" Capacity Mobile Band Saw (241.3 x 279.4 mm) 220 VAC
32322	32322	Wet Cutting System for 120VAC 1399
32237	32237	Vertical Work Table

Band Saw Blades



Perfect for your mobile or portable band saw, these top-quality, bi-metal blades feature high-speed steel teeth that can handle even tough metals like stainless steel with ease. Virtually unbreakable, too.

- Bi-metal blades feature high-speed tool steel, bonded to an extra-tough alloy back for maximum hardness and heat resistance.
- Fits most popular models of portable band saws.

MOBILE BAND SAW BLADES

CAT. NO.	UPC NO.	DESCRIPTION	TYPE	APPLICATION	TEETH PER INCH
399-14A	32336	1/2" x .025" x 93" Mobile Band Saw Blade ¹	Bi-metal	Metal	10/14
399-18A	32337	1/2" x .025" x 93" Mobile Band Saw Blade ¹	Bi-metal	Metal	18
399-24A	32338	1/2" x .025" x 93" Mobile Band Saw Blade ¹	Bi-metal	Metal	24
389-1014	10044	1/2" x .020" x 44-7/8" Portable Band Saw Blade ²	Bi-metal	Metal	10/14
389-1418	10045	1/2" x .020" x 44-7/8" Portable Band Saw Blade ²	Bi-metal	Metal	14/18
389-24	10043	1/2" x .020" x 44-7/8" Portable Band Saw Blade ²	Bi-metal	Metal	24

¹ Use with 1399 (31961)

² Use with 530 (30276)

Holmaking

INTERNATIONAL

Tel: +1.815.397.7070
Fax: +1.815.397.9247

CANADA


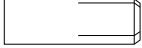


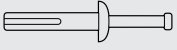
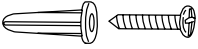
Tel: 800.435.0786
Fax: 800.524.2853

USA

Tel: 800.435.0786
Fax: 800.451.2632

ANCHORS AND FASTENERS

Anchor and Fastener Selection Guide

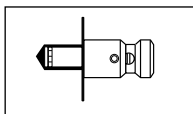
ANCHOR/FASTENER TYPE	USE IN	USE WITH	MADE OF	SIZE RANGE	GENERAL INFORMATION
 Caulking	Concrete, brick, stone, block	Machine screw or bolts	Zinc alloy and lead	1/4" - 20 to 3/8" - 16	Single unit caulking anchor, can be set shallow (flush) or deep in hole. Setting tool required (1 provided free in each box of anchors). For setting in hollow block or to set anchors all at the same depth, use Greenlee Screw anchor expander.
 Drop	Concrete, brick, stone	Machine screw or bolts	Steel	1/4"-20 to 3/8"-16	Heavy-duty use in solid masonry where codes require all steel bolt anchors. Pre-assembled, internal expander plug. Can be installed flush with masonry surface or sub-set. Setting tool required (1 provided free in each box of anchors).
 Masonry Screw	Concrete, block, brick	No other fastener needed	Steel	1/4" x 1" to 1/4" x 2-1/2"	A safe, secure fastener that actually taps concrete and eliminates the need for concrete inserts with their alignment problems. Use with Greenlee masonry drill set tool.
 Toggle Bolts	Block, wallboard, plaster, tile	No other fastener needed	Steel	L3/16" x 3" to 3/8" x 4"	Available in round head and mushroom head. Fully-threaded machine screw with spring wing toggle head.
 Zinc Mushroom Head	Concrete, block, brick	No other fastener needed	Zinc and Steel	1/4" x 1" to 1/4" x 1-1/2"	Fast, medium-duty. No hole spotting, removable. Use in hollow or solid base applications.
 Plastic Conical	Concrete, block, tile, brick	Sheet metal, wood, lag screws	Corrosion-resistant plastic	#6-8 x 1" to #10-12 x 1"	Light-duty, multi-size anchor. Has collar for hollow materials.

Screw Anchor Expanders for Caulking Anchors

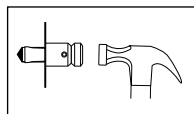


- Quickly and securely set expansive screw anchors in masonry, regardless of thickness.
- Hardened alloy steel.
- Patented.





CAT. NO.	UPC NO.	EXPANSIVE BELT SIZE	USE WITH ANCHOR NO.	QTY. PER BOX	WEIGHT LB.	kg
866	02667	#10 - 24	84299	1	.3	.1
868	02669	1/4" - 20	84299	1	.4	.2
870	02671	3/8" - 16	84305	1	.6	.3



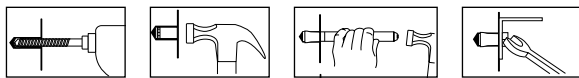
1. Drill hole of required size and put anchor screw on expander. Insert screw anchor into drilled hole.



2. Strike head of expander with hammer or mallet until anchor is held securely in wall. Unscrew expander.

CAT. NO.	UPC NO.	DESCRIPTION
4451AV	05191	 Anchor Screw for 866
4457AV	05197	 Anchor Screw for 868
4717AV	05300	 Anchor Screw for 870
1125GB	50423	 Roll Pin 1/4" x 1-1/8"

Caulking Anchors



1. Drill hole in masonry.
2. Insert anchor, conical end first, until flush with surface.
3. Using setting tool, caulk lead outer sleeve with sharp blows. Position fixture.
4. Insert screw or bolt and tighten.

- Zinc alloy and lead caulking anchor can be set flush or subset. Greenlee setting tool required.
- Rustproof, use interior or exterior.
- For setting in hollow block. To set anchors all same depth, use Greenlee screw anchor expander.

LEAD CAULKING ANCHORS AND SETTING TOOLS

CAT./UPC NO.	THREAD SIZE	REQ. HOLE		SET TOOL*	QTY. PER BOX	WEIGHT		WORKING LOAD PULLOUT	
		DIA.	MIN. DEPTH			LBS.	kg	LBS.	kg
84299	1/4"-20	1/2"	7/8"	84329	100	3.8	1.7	125	56.6
84305	3/8"-16	3/4"	1-1/4"	84335	50	7.1	3.2	312.5	141.6

*One Setting Tool included with each box of anchors.

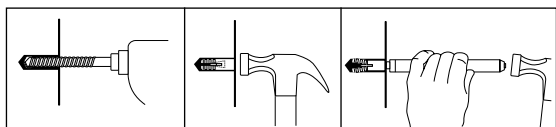
Approvals: Conforms to the description in Federal Specification FFS-325, Group I, Type 1, Class 1.

NOTE: Working load is one fourth the ultimate/maximum capacity. For critical or unusual applications, site testing is recommended.

Drop Anchors



TO SET ANCHOR FLUSH WITH SURFACES



1. Drill hole the same diameter as anchor being used.
2. Drive anchor flush with concrete.
3. Expand anchor with setting tool provided. Anchor is properly expanded when shoulder of setting tool is flush with top of anchor.

TO SET ANCHOR BELOW SURFACES

1. Drill hole deeper than anchor length. Thread bolt into anchor. Hammer anchor into hole until bolt head is at desired height. Remove bolt and set anchor with setting tool.

NOTE: The use of a 24 to 40 ounce hammer is recommended for expanding the anchor.

- Heavy-duty steel anchor for use where codes require all steel bolt anchors.
- Pre-assembled, internal expander plug for faster installation.
- Four-way slot design assures firm hold.

DROP ANCHORS AND SETTING TOOLS

CAT./UPC NO.	ANCHOR & HOLE DIA.	BOLT THREAD SIZE	MIN. DEPTH	THREAD DEPTH	SETTING TOOL*	QTY. PER BOX	WEIGHT	
							LB.	kg
84253	3/8"	1/4"-20	1-1/8"	1/2"	84273	100	3	1.4
84256	1/2"	3/8"-16	1-5/8"	5/8"	84276	50	7	3.2

*One Setting Tool included with each box of anchors.

SPECIFICATIONS

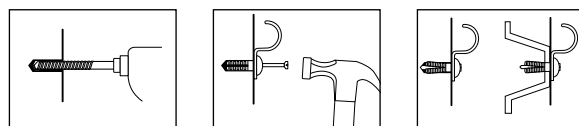
CAT./UPC NO.	WORKING LOAD PULLOUT		WORKING LOAD SHEAR	
	LBS.	kg	LBS.	kg
84253	1037	469.8	842.5	381.7
84256	1712.5	775.8	1518.7	688.9

Approvals: Conforms to the description in Federal Specification FFS-325, Group VIII, Type 1, for concrete expansion shield anchors.

NOTE: Working load is one fourth the ultimate/maximum capacity.

For critical or unusual applications, site testing is recommended.

Zinc Mushroom Head Drive Anchors



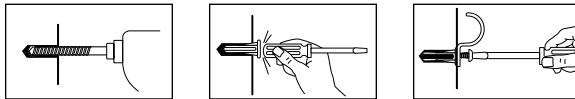
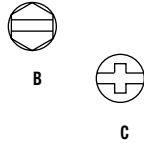
1. Drill required diameter hole in material, to a minimum depth equal the overall anchor minus the thickness of the object to be fastened. Clean hole.
2. Insert anchor body through object to be fastened, and into the hole in base material.
3. Tap the nail until it is flush with the zinc anchor head.

- Fast, medium-duty anchor for use in concrete, block and brick.
- No hole spotting.
- Use in hollow or solid material.
- Made of zinc and steel.

CAT./UPC NO.	SIZE	REQUIRED HOLE SIZE	QTY PER BOX	WEIGHT	
				LBS.	kg
84110	1/4" x 1"	1/4"	100	2	.9
84111	1/4" x 1-1/4"	1/4"	100	2.4	1.1
84112	1/4" x 1-1/2"	1/4"	100	2.6	1.2

NOTE: For critical or unusual applications, site testing is recommended.

Plastic Conical Anchors



1. Drill hole full length of anchor or 1/8" deeper.
2. Tap anchor into hole flush with surface.
3. Insert screw through fixture into plastic plug and tighten.

- Light-duty, multi-size anchor for use in concrete, block, tile and brick.
- Use with sheet metal, wood and lag screws.
- Has collar for hollow materials.
- Moisture and chemical resistant, for indoor/outdoor use.
- Anchor kits include 100 anchors, 100 screws and one masonry bit.

ANCHORS ONLY

CAT./ UPC NO.	USE WITH SCREW SIZES	REQUIRED HOLE SIZE	QTY. PER BOX	WEIGHT	
				LBS.	kg
84003	#6 - #8	3/16"	100	.2	.1
84006	#10, #12	1/4"	100	.2	.1

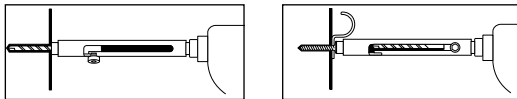
ANCHOR KITS

CAT./ UPC NO.	ANCHOR SIZE	SCREW		BIT SIZE	WEIGHT	
		SIZE	TYPE		LBS.	kg
84009	#6, #8	#8 x 1"	C	3/16"	.8	.4
84012	#10, #12	#10 x 1"	C	1/4"	1	.5
84015	#10, #12	#12 x 1"	C	1/4"	1.4	.6
84019	#10, #12	#10 x 1"	B	1/4"	1.1	.5

Masonry Screw Anchors



Masonry Screw Anchors must be used with Greenlee masonry screw drill bits, numbers 84484 and 84487, which are a special size to insure secure thread engagement. Standard masonry bit size holes will not provide proper contact with screw threads and may cause masonry anchor screws to pull out.



1. Use set Tool with bit in drilling position to drill hole in surface.
2. Retract bit, insert masonry screw into socket head of tool and drive screw into hole.

- A safe, secure, steel fastener that taps concrete and eliminates the need for concrete inserts with their alignment problems.
- Use with Greenlee masonry drill set tool.
- Use in concrete, block and brick.
- Quick and easy two-step installation, saves time.
- Made in USA.

MASONRY SCREW ANCHORS – EACH BOX OF 100 INCLUDES 1 BIT

CAT./ UPC NO.	SIZE	MATERIAL CONCRETE 3000 PSI		QTY. PER BOX	WT.	
		MIN. EMBEDMENT	PULLOUT LBS.		LBS.	kg
84469	1/4" x 1"	3/4"	1180	100	1.2	.5
84472	1/4" x 1-1/4"	3/4"	1180	100	1.4	.6
84475	1/4" x 1-1/2"	1-1/4"	1800	100	1.6	.7
84478	1/4" x 2"	1-1/4"	1800	100	1.8	.8
84481	1/4" x 2-1/2"	1-1/4"	1800	100	2.1	1.0

INSTALLATION TOOLS

CAT./ UPC NO.	DESCRIPTION	QTY. PER BOX	WT.	
			LBS.	kg
84466	Masonry Screw Drill Set Tool with 84484 Bit	1	.4	.2
84484	3-1/2" Masonry Screw Drill Bit – for use with 1" to 1-1/2" long screws	1		

NOTE: For use in lightweight, hollow core concrete block, minimum embedment 1-3/8", pullout 715 lbs. Due to the variance in make-up of cement block, values will vary. It is suggested that the anchor be tested in specific material being used before installing fixtures.

MASONRY SCREW DRILL SET KIT

CAT./ UPC NO.	DESCRIPTION	MATERIAL CONCRETE 3000 PSI		QTY. PER BOX	WT.	
		MIN. EMBEDMENT	PULLOUT LBS.		LBS.	kg
84463	Masonry Screw Drill Set Kit Includes:	3/4"	1180	1	1.6	.7
84469	50 – 1/4" x 1" Masonry Screws					
84472	50 – 1/4" x 1-1/4" Masonry Screws					
84466	1 – Masonry Screw Drill Set Tool with 84484 Bit					

Small Jobs – Use special Greenlee masonry screw drill bit for holes. Screw can be installed with 5/16" wrench, nut driver or socket with ratchet.

Large Jobs – Use the special Greenlee Masonry Screw Drill Set Tool in kit with 3/8" or larger electric drill for drilling holes and screw installation.



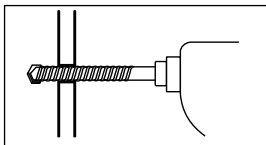
Toggle Bolts and Spring Wings



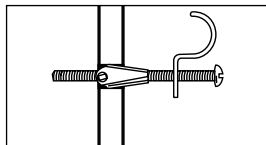
- For light to medium fastening in block, wallboard, plaster and hollow tile.
- Fully threaded machine screw with spring wing toggle head.
- Generous size of toggle head acts to spread the load over a maximum area.

TOGGLE BOLTS AND SPRING WINGS

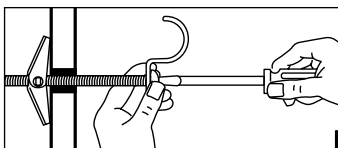
CAT./ UPC NO.	TOGGLE BOLT		REQUIRED HOLE SIZE	QTY. PER BOX	WEIGHT	
	SIZE	HEAD			LBS.	kg
84405	1/4" x 4"	Round	11/16"	50	3.7	1.7
84409	3/8" x 4"	Round	1"	25	4.3	1.9
84424	3/16" x 3"	Mushroom	1/2"	50	1.9	.9
84425	3/16" x 4"	Mushroom	1/2"	50	2.2	1.0
84428	1/4" x 3"	Mushroom	11/16"	50	3.3	1.5
84429	1/4" x 4"	Mushroom	11/16"	50	3.8	1.7



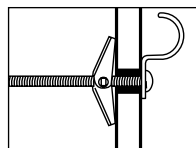
1. Drill hole completely through wall.



2. Insert bolt through items to be fastened. Fold wings completely back, then push through hole until wings spring open.



3. Pull back to hold wings against inside wall while tightening with screw driver.



MASONRY BITS

Masonry Bits



Fast Spiral



Percussion

SPECIFICATIONS

Twist Length	2-1/2" (63 mm)
Overall Length	4" (101 mm)

- Steel bit with carbide tip.
- Use in concrete, block, brick, stone, wallboard and plaster.
- Available in two styles: percussion for use in electric hammer and fast spiral for use in conventional power drills.
- Available in sizes ranging from 3/16" - 1/2" (4.8 - 12.7 mm)

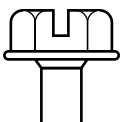
PERCUSSION BITS

CAT./ UPC NO.	HOLE DIA.		SHANK		WEIGHT	
	INCH	mm	INCH	mm	LBS.	g
84576	3/16	4.8	3/16	4.8	.03	14
84582	1/4	6.4	1/4	6.4	.05	23
84588	5/16	7.9	1/4	6.4	.06	27
84594	3/8	9.5	1/4	6.4	.08	36
84600	1/2	12.7	1/4	6.4	.12	54

FAST SPIRAL BITS

CAT./ UPC NO.	HOLE DIA.		SHANK		WEIGHT	
	INCH	mm	INCH	mm	LBS.	g
84526	3/16	4.8	3/16	4.8	.03	14
84532	1/4	6.4	1/4	6.4	.05	23
84538	5/16	7.9	1/4	6.4	.06	27
84544	3/8	9.5	1/4	6.4	.08	36
84550	1/2	12.7	1/4	6.4	.12	54

TAPCON® Masonry Fasteners and Drill Bits



A
Slotted Hex
Washer Head

- Corrosion-resistant – All Tapcon® fasteners are protected against rust and corrosion by the exclusive Stalgard® finish.
- Fast – install two or three Tapcon® fasteners per minute. Simple two-step operation – drill, then drive – eliminates the need to set anchors.
- Strong – Tapcon® fasteners and the masonry material are mechanically linked for exceptionally strong pullout strength.
- Removable – Tapcon® fasteners can be removed and reinserted in the same hole. Great for repairs or adjustments.
- Available in two diameters – 1/4" and 3/16".
- Made in USA.

TAPCON® MASONRY FASTENERS – EACH BOX OF 100 INCLUDES 1 BIT

CAT. NO.	UPC NO.	FASTENER		EMBEDMENT		MAXIMUM ATTACHMENT THICKNESS	QTY. PER BOX
		SIZE	TYPE	MIN.	MAX.		
LE 405	07405	1/4" x 1-1/4"	A	1"	1-3/4"	1/4"	100
LE 415	07415	1/4" x 1-3/4"	A	1"	1-3/4"	3/4"	100
LE 425	07425	1/4" x 2-1/4"	A	1"	1-3/4"	1-1/4"	100
LE 435	07435	1/4" x 2-3/4"	A	1"	1-3/4"	1-3/4"	100
LE 445	07445	1/4" x 3-1/4"	A	1"	1-3/4"	2-1/4"	100
LE 455	07455	1/4" x 3-3/4"	A	1"	1-3/4"	2-3/4"	100
LE 300	07300	3/16" x 1-1/4"	A	1"	1-3/4"	1/4"	100
LE 310	07310	3/16" x 1-3/4"	A	1"	1-3/4"	3/4"	100
LE 320	07320	3/16" x 2-1/4"	A	1"	1-3/4"	1-1/4"	100



Multi-Purpose Installation Tool



- Multi-purpose tool designed to be used with all sizes and styles of Tapcon[®] masonry fasteners.
- Tapcon[®] anchors are easy to install... a simple, two-step operation – drill the hole, then drive the fastener with the Condribe tool.

CAT. NO.	UPC NO.	DESCRIPTION
LP 100	07100	Condribe 1000 kit consists of: Drill Adapter, Drill Sleeve Assembly, 5/16" Hex Driver-Magnetic, 1/4" Hex Socket for 3/16" Anchor, Phillips Bit, #2 Phillips Bit, #3 Phillips Bit, 1/8" Hex Key, Set Screw 1/4-28, Drive Sleeve Assembly for 5" & 6" Anchors

Holemaking

INTERNATIONAL

Tel: +1.815.397.7070
Fax: +1.815.397.9247

CANADA

Tel: 800.435.0786
Fax: 800.524.2853

USA

Tel: 800.435.0786
Fax: 800.451.2632

Bending

From rugged hand benders to the full-featured Smart Quad Bender™ which calculates complete layout measurements, Greenlee benders are the industry standard for bending EMT, IMC, PVC and rigid conduit. Refer to our easy-to-use selection guide for choosing a Greenlee bender or accessory that will get the job done right the first time.

Contents

Mechanical Benders	113
Electrical Benders	116
Hydraulic Benders	118
Accessories	125
PVC Heaters	128
PVC Accessories	130



MADE FOR THE TRADE!™

Bending Selection Guide

Combination Bending Rigid, EMT & IMC Conduit

CAT. NO. – DESCRIPTION	PAGE NO.	1/2"	3/4"	1"	1-1/4"	1-1/2"	2"	2-1/2"	3"	3-1/2"	4"	5"
1818 Mechanical Bender (EMT)	115		✓	✓	✓	✓	✓					
1818 Mechanical Bender (IMC)	115	✓	✓	✓	✓							
1818 Mechanical Bender (Rigid)	115	✓	✓	✓	✓	✓						
855 Smart Quad Bender [™]	116	✓	✓	✓	✓	✓	✓					
854 Quad Bender [™]	116	✓	✓	✓	✓	✓	✓					
555 [®] Electric Bender Rigid & EMT*	117, 118	✓	✓	✓	✓	✓	✓					
555 [®] Electric Bender IMC*	117, 118	✓	✓	✓	✓	✓	✓					
882 & 882CB Hydraulic Bender	118				✓	✓	✓					
881CT Hydraulic Bender	120							✓	✓	✓	✓	

*Correct shoe group required

Rigid Conduit Bending (Steel & Aluminum)

CAT. NO. – DESCRIPTION	PAGE NO.	1/2"	3/4"	1"	1-1/4"	1-1/2"	2"	2-1/2"	3"	3-1/2"	4"	5"
Hand Benders—SITE-RITE [®] Aluminum	113	841A	842A	843A								
Hand Benders—SITE-RITE [®] Iron	113	841F	842F	843F								
Hand Benders—Hickeys	113	508	512	516								
1800 Mechanical Bender	114	✓	✓	✓								
1801 Mechanical Bender	114				✓	✓						
* 1818 & 1818R Mechanical Bender	115	✓	✓	✓	✓	✓						
* 855 Smart Quad Bender [™]	116	✓	✓	✓	✓	✓	✓					
* 854 Quad Bender [™]	116	✓	✓	✓	✓	✓	✓					
* 555R/555RC Electric Bender	117	✓	✓	✓	✓	✓	✓					
882CB Hydraulic Bender	118				✓	✓	✓					
881CT Hydraulic Bender	120							✓	✓	✓	✓	
880 Hydraulic Bender	122		Optional	✓	✓	✓	✓					
777 Hydraulic Bender	123				✓	✓	✓	S	S	S	S	
884 Hydraulic Bender	124				✓	✓	✓	✓	✓	✓	✓	
885 Hydraulic Bender	124				✓	✓	✓	✓	✓	✓	✓	S

See notes below for Stainless Steel Rigid conduit bending.

EMT Conduit Bending

CAT. NO. – DESCRIPTION	PAGE NO.	1/2"	3/4"	1"	1-1/4"	1-1/2"	2"	2-1/2"	3"	3-1/2"	4"	5"
Hand Benders—SITE-RITE [®] Aluminum	113	840A	841A	842A	843A							
Hand Benders—SITE-RITE II [®] Iron	113	840F	841F	842F	843F							
† 1818 & 1818T Mechanical Bender	115		✓	✓	✓	✓	✓					
† 855 Smart Quad Bender [™]	116	✓	✓	✓	✓	✓	✓					
† 854 Quad Bender [™]	116	✓	✓	✓	✓	✓	✓					
† 555E/555EC Electric Bender	117	✓	✓	✓	✓	✓	✓					
882 & 882CB Hydraulic Bender	118				✓	✓	✓					
881CT Hydraulic Bender	120							✓	✓	✓	✓	

IMC Conduit Bending

CAT. NO. – DESCRIPTION	PAGE NO.	1/2"	3/4"	1"	1-1/4"	1-1/2"	2"	2-1/2"	3"	3-1/2"	4"	5"
Hand Benders—SITE-RITE [®] Aluminum	113	841A	842A	843A								
Hand Benders—SITE-RITE II [®] Iron	113	841F	842F	843F								
1800 Mechanical Bender	114	✓	✓	✓								
1801 Mechanical Bender	114				✓	✓						
1818 & 1818R Mechanical Bender	115	✓	✓	✓	✓							
855 Smart Quad Bender [™]	116	✓	✓	✓	✓	✓	✓					
854 Quad Bender [™]	116	✓	✓	✓	✓	✓	✓					
555I/555IC Electric Bender	117					✓	✓					
882CB Hydraulic Bender	118				✓	✓	✓					
881CT Hydraulic Bender	120							✓	✓	✓	✓	

PVC Coated Rigid Conduit Bending

CAT. NO. – DESCRIPTION	PAGE NO.	1/2"	3/4"	1"	1-1/4"	1-1/2"	2"	2-1/2"	3"	3-1/2"	4"	5"
855 Smart Quad Bender [™] with 01700 PVC Shoe Group	116	✓	✓	✓	✓	✓	✓					
854 Quad Bender [™] with 01700 PVC Shoe Group	116	✓	✓	✓	✓	✓	✓					
555 [®] /555C Electric Bender with 37279 Shoe Group	117	✓	✓	✓	✓	✓	✓					
884PVC Hydraulic Bender	124				Optional Shoes Required	✓	✓	✓	Optional	✓	Optional	✓

✓ = One Shot Capability.
S = Segment Bend Only.
See pages 128 and 129 for PVC Blankets and Heaters for bending PVC.

* 1818, 1818R, 855, 854, 555 & 555C can also bend Stainless Steel Rigid conduit in the same size conduit ranges as steel Rigid conduit using the Rigid shoe group.

† 881CT can also bend 2-1/2" & 3" Stainless Steel Rigid Conduit using the respective 2-1/2" & 3" shoe groups.

‡ For Stainless Steel EMT conduit bending 855 & 854 can bend 1/2", 3/4", 1-1/2" & 2"; 555 & 555C can bend 1/2", 3/4" & 1-1/2"; and 1818 & 1818T can bend 3/4" & 1" with respective EMT shoe groups.

Bending

INTERNATIONAL

Tel: +1.815.397.7070
Fax: +1.815.397.9247

CANADA

Tel: 800.435.0786
Fax: 800.524.2853

USA

Tel: 800.435.0786
Fax: 800.451.2632

MECHANICAL BENDERS

SITE-RITE® Hand Benders for 1/2"-1 1/4" EMT and 1/2"-1" Rigid/IMC conduit

NEW



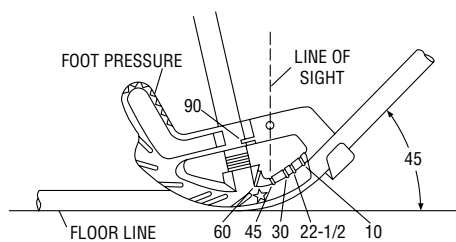
SITE-RITE® Aluminum Heads
840A, 841A, 842A, 843A



SITE-RITE® Iron Heads
840F, 841F, 842F, 843F

- Superior, patented Site-Rite® sighting system featuring cast-in, readable markings on the bender heads and a finish that provides for the best visibility in low-light.
- Choice of aluminum or iron alloy construction provides options depending on the user's preference for feel and weight.
- Strong, stable square hook design.
- 1-1/2" bender heads both offer the power pedal feature with a larger foot area on the head for greater control, stability and leverage.
- 1/2", 3/4" & 1" bender heads all have enlarged foot pedals and increased toe room to ensure greater control, stability and leverage.
- All the bender handles are a consistent diameter, offering a bigger grip area, while still straight up and down for fast 30 degree bends.
- Lifetime Limited Warranty.

CAT. NO.	UPC NO.	DESCRIPTION	WEIGHT
840A	12810	Aluminum Hand Bender Head for 1/2" EMT	1.4 lbs.(0.7 kg)
841A	12838	Aluminum Hand Bender Head for 3/4" EMT, 1/2" Rigid/IMC	2.1 lbs. (0.9 kg)
842A	12839	Aluminum Hand Bender Head for 1" EMT, 3/4" Rigid/IMC	3.5 lbs. (1.6 kg)
843A	12524	Aluminum Hand Bender Head for 1-1/4" EMT, 1" Rigid/IMC	8.3 lbs. (3.8 kg)
840AH	12676	Aluminum Hand Bender Head with Handle for 1/2" EMT*	5.5 lbs. (2.5 kg)
841AH	12677	Aluminum Hand Bender Head with Handle for 3/4" EMT, 1/2" Rigid/IMC*	6.4 lbs. (2.9 kg)
842AH	12678	Aluminum Hand Bender Head with Handle for 1" EMT, 3/4" Rigid/IMC*	11 lbs. (5 kg)
840F	12831	Iron Hand Bender Head for 1/2" EMT 1	3.1 lbs. (1.4 kg)
841F	12832	Iron Hand Bender Head for 3/4" EMT, 1/2" Rigid/IMC	4.3 lbs. (2.0 kg)
842F	12833	Iron Hand Bender Head for 1" EMT, 3/4" Rigid/IMC	7.2 lbs. (3.3 kg)
843F	12834	Iron Hand Bender Head for 1-1/4" EMT, 1" Rigid/IMC	16.2 lbs. (7.3 kg)
840FH	12835	Iron Hand Bender Head with Handle for 1/2" EMT*	7 lbs. (3.2 kg)
841FH	12836	Iron Hand Bender Head with Handle for 3/4" EMT, 1/2" Rigid/IMC*	9 lbs. (4.1 kg)
842FH	12837	Iron Hand Bender Head with Handle for 1" EMT, 3/4" Rigid/IMC*	15 lbs. (6.8 kg)
84H1	12689	Handle for 1/2" & 3/4" Aluminum or Iron Hand Bender Heads	4.5 lbs. (2.0 kg)
84H2	12690	Handle for 1" Aluminum or Iron Hand Bender Heads	7.3 lbs. (3.3 kg)
84H3	12691	Handle for 1-1/4" Aluminum or Iron Hand Bender Heads	11.5 lbs. (5.2 kg)



CENTERLINE BENDING RADII

EMT	RIGID IMC	CENTERLINE RADII	ALUMINUM	IRON
1/2"		4-3/16" (106.5 mm)	840A, 840AH	840F, 840FH
3/4"	1/2"	5-1/8" (130.2 mm)	841A, 841AH	841F, 841FH
1"	3/4"	6-1/2" (165.1 mm)	842A, 842AH	842F, 842FH
1-1/4"	1"	9-5/8" (244.5 mm)	843A	843F

HICKEYS with Welded Handles for 1/2" - 1" Rigid conduit



- Heavy-duty cast steel head.
- Welded steel handle.
- Bend tight radius stub-ups.

CAT. NO.	UPC NO.	DESCRIPTION	WEIGHT
508	18102	Hickey for 1/2" Rigid	6.9 lbs. (3.1 kg).
512	18103	Hickey for 3/4" Rigid	8 lbs. (3.6 kg).
516	18104	Hickey for 1" Rigid	13 lbs. (5.9 kg)

Bending

USA

Tel: 800.435.0786
Fax: 800.451.2632

CANADA

Tel: 800.435.0786
Fax: 800.524.2633

INTERNATIONAL

Tel: +1.815.397.7070
Fax: +1.815.397.9247

Little Kicker® Offset Bender



- Bends offsets in one easy operation. Insert conduit, depress handle, release and remove conduit.
- Makes identical offsets every time for wall mounted boxes with exposed conduit.
- Creates offset that matches the knockout in box.
- Maximum offset of .56" (9/16).

CAT. NO.	UPC NO.	DESCRIPTION
1810	13815	Offset Bender for 1/2" EMT
1811	14159	Offset Bender for 3/4" EMT

SPECIFICATIONS

Capacity	1810 – 1/2" EMT
	1811 – 3/4" EMT
Weight	1810 – 8.75 lbs. (4 kg)
	1811 – 8.50 lbs. (3.9 kg)

Mechanical Benders for IMC and Rigid Conduit



- Ratchet action for increased leverage.
- Bypass the ratchet for fast, direct bending on smaller sizes.
- Heavy-duty welded construction for long, reliable service.
- Built-in bending degree indicator and easy to use bending charts for accurate, consistent bends.
- Does not include handle.

CAT. NO.	UPC NO.	DESCRIPTION
1800	24400	Mechanical Bender for 1/2", 3/4", 1" IMC and Rigid conduit
1800G1	24401	Mechanical Bender without undercarriage, for bench or truck bed mounting. Bends 1/2", 3/4", 1" IMC and Rigid conduit
1801	24753	Mechanical Bender for 1-1/4", 1-1/2" IMC and Rigid conduit
08429	08429 R	Undercarriage Unit for 1800 and 1801
19988	19988 R	Wheel, Non-flat

Use a 5' (1.5 m) length of 1" Rigid conduit for the handle.

SPECIFICATIONS

Capacity	1800, 1800G1 – 1/2", 3/4" and 1" IMC and Rigid.
	1801, – 1-1/4" and 1-1/2" IMC and Rigid
Weight	1800 – 81 lbs. (36.7 kg)
	1800G1 – 48 lbs. (21.8 kg)
	1801 – 104 lbs. (47.2 kg)

CENTERLINE BENDING RADII

1800, 1800G1	1/2" Rigid conduit	2-5/8"	(66.7 mm)
	3/4" Rigid conduit	4-5/8"	(117.5 mm)
	1" Rigid conduit	5-7/8"	(149.2 mm)
1801	1-1/4" Rigid conduit	8-1/16"	(204.8 mm)
	1-1/2" Rigid conduit	9-11/16"	(246.1 mm)

Mechanical Benders for EMT, IMC, Rigid and Aluminum Conduit



- Bends a wide variety of types and sizes of conduit.
- Durable ratchet mechanism for easy bending.
- Bypass the ratchet for fast, direct bending on smaller sizes.
- Bending degree indicator and charts for fast, easy, accurate bending.
- All shoe and bending accessories can be mounted to the frame unit and secured with a chain and lock.
- Heavy-duty undercarriage with wheels.
- Does not include handle.

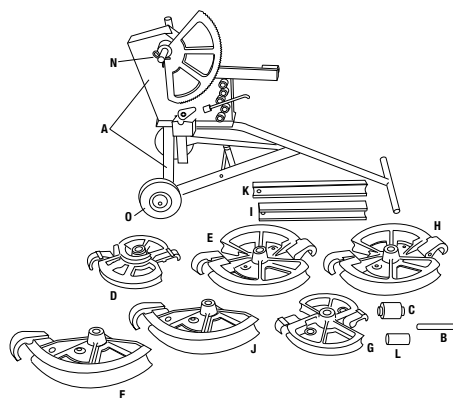
SPECIFICATIONS

Capacity	EMT: 3/4" - 2"	STAINLESS STEEL RIGID:
	RIGID: 1/2" - 1-1/2"	1/2" - 1-1/2"
	IMC: 1/2" - 1-1/4"	STAINLESS STEEL EMT:
	ALUMINUM RIGID: 1/2" - 1-1/2"	3/4" - 1"
Weight	1818 - 250 lbs. (114 kg)	
	1818T - 217 lbs. (99 kg)	
	1818R - 185 lbs. (84 kg)	

CAT. NO.	UPC NO.	DESCRIPTION
1818	22192	Mechanical Bender for 3/4" through 2" EMT conduit, 1/2" through 1-1/4" IMC conduit and 1/2" through 1-1/2" Rigid steel, aluminum and stainless steel conduit
1818R	20231	Mechanical Bender for 1/2" through 1-1/4" IMC conduit and 1/2" through 1-1/2" Rigid steel, aluminum and stainless steel conduit
1818T	20232	Mechanical Bender for 3/4" through 2" EMT conduit and 3/4" & 1" stainless steel EMT
08429	08429	Under Carriage Assembly
1818G1	22220 R	Frame and undercarriage unit only
19988	19988 R	Wheel, Non-flat

KEY	CAT NO.	UPC NO.	DESCRIPTION	BENDERS				SHOE GROUPS*		
				1818	1818R	1818T	1818G1	36905	36906	36907
A	1818G1	22220	Frame and Undercarriage Unit	1	1	1	1			
B	36697	36697	Roller Pin Unit	1	1	1		1	1	1
C	18681	18681	Cushioned Roller Unit	1	1	1		1	1	1
D	18827	18827	1/2, 3/4 & 1" Rigid/IMC Shoe Unit	1	1			1	1	
E	18828	18828	1-1/4" Rigid/IMC; 1-1/2" Rigid Shoe Unit	1	1			1	1	
G	18830	18830	3/4 & 1" EMT Shoe Unit	1		1		1		1
H	18831	18831	1-1/4 & 1-1/2" EMT Shoe Unit	1		1		1		1
I	18642	18642	1-1/4 & 1-1/2" EMT Follow Bar	1		1		1		1
J	18832	18832	2" EMT Shoe Unit	1		1		1		1
K	18636	18636	2" EMT Follow Bar	1		1		1		1
L	36296	36296	Roller Follow Bar Guide	1		1		1		1
N	18772	18772	Retainer Clip	1	1	1		1	1	1
O	19988	19988	Wheel, Non-flat	2	2	2				
F	18829 1723	18829 23818	2" Rigid Aluminum Shoe Unit Steel Storage Box For Shoe Units	OPTIONAL						

* SHOE GROUPS Reference chart for ordering bending accessories.



N = NEW PRODUCT **R** = REPLACEMENT PART **A** = ACCESSORY

CENTERLINE BENDING RADII

SHOE SIZE	INCHES	mm
1/2" Rigid/IMC	2-21/32"	67.5
3/4" Rigid/IMC	4-5/8"	117.5
3/4" EMT	5-3/32"	129.4
1" Rigid/IMC	5-7/8"	149.2
1" EMT	6-13/32"	162.7
1-1/4" Rigid/IMC	7-3/8"	187.3
1-1/4" EMT	8-9/32"	210.3
1-1/2" Rigid	9"	228.6
1-1/2" EMT	8-9/32"	210.3
2" EMT	9-3/16"	233.4
2" Aluminum	10-15/32"	265.9

Bending

USA

Tel: 800.435.0786
Fax: 800.451.2632

CANADA

Tel: 800.435.0786
Fax: 800.524.2633

INTERNATIONAL

Tel: +1.815.397.7070
Fax: +1.815.397.9247

ELECTRICAL BENDERS

Smart Quad Bender[™] Electric Conduit Bender for 1/2" to 2" EMT, IMC, Rigid and Rigid Aluminum



01711 - Deluxe Pendant

- Bends a variety of types and sizes of conduit.
- Intelligent pendant controls: Standard (included), digital readout and programmable bend angles for accurate repeat bends. Deluxe (optional), interactive control – calculates complete layout measurements for various types of bends.
- Bends 1/2" to 2" EMT, IMC, Rigid and Rigid aluminum conduit without any shoe changes. No loose parts to get lost.
- Two operating positions; table top and upright.
- Optional shoes available to bend PVC-coated steel conduit.
- Excellent portability. Convenient lifting eyes and fork tubes.
- Weather-resistant construction.
- Squeeze adjustment to compensate for variations in EMT conduit.

CAT. NO. UPC NO. DESCRIPTION

855	08550	Smart Bender for 1/2" - 2" EMT, IMC and Rigid conduit (Includes Standard Pendant)
38650	38650	A Deluxe Pendant for older bender with serial code ZW
01711	01711	A Deluxe Pendant for current bender with serial code ABL & ADY
38863	38863	B Standard Pendant for older bender with serial code ZW
01648	01648	B Standard Pendant for current bender with serial code ABL & ADY
38780	38780	R Shoe Unit, 1/2" - 1-1/4"
38148	38148	R Shoe Unit, 1-1/2" - 2"
01700	01700	A 40 MIL PVC Coated Rigid Shoe Group, 1/2"-2" (Exc. ZW)
38962	38962	A Vinyl Rain Cover

SPECIFICATIONS

Capacity	1/2" - 2" EMT, IMC, Rigid and Rigid Aluminum conduit
Power Source	120 VAC; 20 Amp
Weight	510 lbs. (231.3 kg)

Quad Bender[™] Electric Conduit Bender for 1/2" to 2" EMT, IMC, and Rigid Aluminum



- Bends 1/2" to 2" EMT, IMC, Rigid and Rigid Aluminum conduit without any shoe changes. No loose parts to get lost.
- Two operating positions; tabletop and upright.
- Remote pendant switch and bending data charts for easy, accurate bends.
- Simple setup and easy operation.
- Squeeze adjustment to compensate for variations in EMT conduit.
- Excellent portability. Convenient lifting eyes and fork tubes.
- Optional shoes available to bend PVC coated steel conduit.

CAT. NO. UPC NO. DESCRIPTION

854	03106	Quad Bender for 1/2" - 2" EMT, IMC, Rigid and Rigid Aluminum, conduit
38780	38780	B Shoe Unit, 1/2" - 1-1/4"
38148	38148	R Shoe Unit, 1-1/2" - 2"
01700	01700	A 40 MIL PVC Coated Rigid Shoe Group, 1/2"-2"

SPECIFICATIONS

Capacity	1/2" - 2" EMT, IMC, Rigid and Rigid Aluminum conduit
Power Source	120 VAC; 20 Amp
Weight	510 lbs. (231.3 kg)

CENTERLINE BENDING RADII

SHOE SIZE	INCHES	mm	SHOE SIZE	INCHES	mm	SHOE SIZE	INCHES	mm
1/2" EMT	4-5/16"	109.5	1" EMT	7"	177.8	1-1/2" EMT	8-3/8"	212.7
1/2" IMC/Rigid	4-1/4"	108.0	1" IMC/Rigid	6-15/16"	176.2	1-1/2" IMC/Rigid	8-1/4"	209.6
3/4" EMT	5-1/2"	139.7	1-1/4" EMT	8-13/16"	223.8	2" EMT	9-1/4"	235.0
3/4" IMC/Rigid	5-7/16"	138.1	1-1/4" IMC/Rigid	8-3/4"	222.3	2" IMC/Rigid	9"	228.6

Bending

INTERNATIONAL

Tel: +1.815.397.7070
Fax: +1.815.397.9247

CANADA

Tel: 800.435.0786
Fax: 800.524.2853

USA

Tel: 800.435.0786
Fax: 800.451.2632

555® Series Electric Conduit Benders for 1/2" through 2" Conduit and Pipe



No Flat Tires



555RC Classic

- Available in four models for Rigid, EMT or IMC conduit, or bender only without shoes.
- The optional PVC-coated Rigid conduit shoe group can be used on all 555 series benders.

Deluxe Only

- 555 Deluxe Series features unique electrical controls that reduce the in-rush current to the relays to minimize contact arcing for longer life, heavy-duty no flat pneumatic tires and UL/ULC approved.

Classic Only

- The 555C Classic Series features simple relay controls for easy field repairs, and compact handle design to prevent interference with conduit when bending.

CAT. NO.	UPC NO.	DESCRIPTION
555	39780	Deluxe Electric Bender power unit without bending accessories
555R	23446	Deluxe Electric Bender with Shoe Group for 1/2" through 2" Rigid and 1/2" through 1-1/4" IMC conduit and pipe includes 28007 - 1/2" - 2" Rigid Shoe Group
555E	27989	Deluxe Electric Bender with Shoe Group for 1/2" through 2" EMT conduit includes 23802 - 1/2" - 2" EMT Shoe Group
555I	27990	Deluxe Electric Bender with Shoe Group for 1-1/2" through 2" IMC conduit includes 26330 - 1-1/2" - 2" IMC Shoe Group
555-22	39971	220 VAC 50/60 Cycle Deluxe Electric Bender power unit without bending accessories
555R-22	07145	220 VAC 50/60 Cycle Deluxe Electric Bender power unit with Shoe Group for 1/2" through 2" Rigid and 1/2" through 1-1/4" IMC conduit and pipe includes 28007 - 1/2" - 2" Rigid Shoe Group
555C	06900	Classic Electric Bender power unit without bending accessories
555RC	06901	Classic Electric Bender with Shoe Group for 1/2" through 2" Rigid and 1/2" through 1-1/4" IMC conduit and pipe; includes 28007 - 1/2" - 2" Rigid Shoe Group
555EC	06902	Classic Electric Bender with Shoe Group for 1/2" through 2" EMT conduit includes 23802 - 1/2" - 2" EMT Shoe Group
555IC	06903	Classic Electric Bender with Shoe Group for 1-1/2" through 2" IMC conduit includes 26330 - 1-1/2" - 2" IMC Shoe Group
37279	37279 A	40 MIL PVC Coated Rigid 1/2" - 2" Shoe Group (sold separately) to use with the 555 series benders
53389	53389 A	PIN-HITCH .437x8.10 - Weight .39

SPECIFICATIONS

Capacity	555R/555RC: 1/2" - 2" Rigid and 1/2" - 1-1/4" IMC conduit 555E/555EC: 1/2" - 2" EMT conduit 555I/555IC: 1-1/2" and 2" IMC conduit
Power Source	555 Deluxe Series: 120 VAC; 20 Amp GFCI-protected receptacle 555-22/555R-22: 220 VAC 50/60 Cycle; 20 Amp GFCI-protected receptacle 555C Classic Series: 120 VAC; 20 amp GFCI-protected receptacle
Operating Temperature	-5° F to 120° F (-20° C to 49° C)
Relative Humidity	0-98%
Weight	555/555C: 260 lbs. (118 kg) 555R/555RC: 393 lbs. (179 kg) 555E/555EC: 476 lbs. (216 kg) 555I/555IC: 456 lbs. (207 kg)
Height	555 Deluxe Series: 44" (1118 mm)
Width	555 Deluxe Series: 29-5/8" (753 mm)
Depth	555 Deluxe Series: 28-1/2" (724 mm)

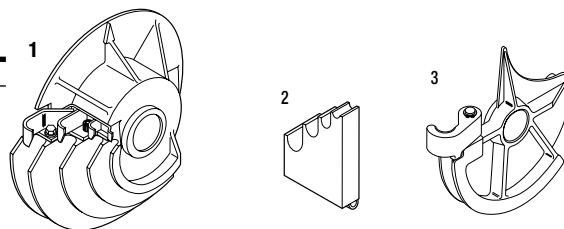
555 CENTERLINE BENDING RADII

SHOE SIZE	EMT	RIGID	IMC
1/2"	4-1/4" (10.80 cm)	4-1/4" (108 mm)	4-1/4" (108 mm)
3/4"	5-3/8" (13.65 cm)	5-7/16" (138 mm)	5-7/16" (138 mm)
1"	6-3/4" (17.15 cm)	6-5/16" (176 mm)	6-5/16" (176 mm)
1-1/4"	8-3/4" (22.22 cm)	8-3/4" (222 mm)	8-3/4" (222 mm)
1-1/2"	8-9/32" (21.03 cm)	8-1/4" (209 mm)	8-9/32" (210 mm)
2"	9-3/16" (23.33 cm)	9-1/2" (241 mm)	9-3/16" (233 mm)

555[®] Accessory Shoe Groups

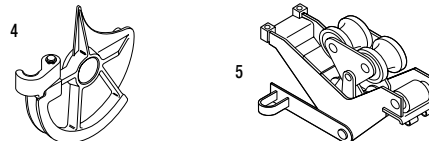
23802 1/2" - 2" EMT SHOE GROUP CONSISTS OF ONE EACH:

KEY	CAT. NO.	UPC NO.	DESCRIPTION
1	17944	17944	1/2" through 1-1/4" EMT Bending Shoe
2	17986	17986	1/2" through 1-1/4" Support Roller
3	23499	23499	1-1/2" EMT Bending Shoe
4	23505	23505	2" EMT Bending Shoe
5	23541	23541	1-1/2" through 2" Roller Support Unit
	1723	23818	Metal Storage Box (not shown)



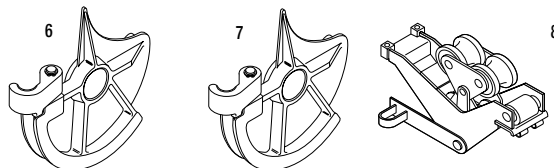
23816 1-1/2" AND 2" EMT SHOE GROUP CONSISTS OF ONE EACH:

KEY	CAT. NO.	UPC NO.	DESCRIPTION
3	23499	23499	1-1/2" EMT Bending Shoe
4	23505	23505	2" EMT Bending Shoe
5	23541	23541	1-1/2" through 2" Roller Support Unit



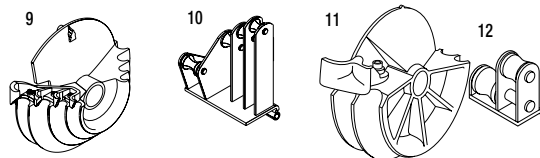
26330 1-1/2" AND 2" IMC SHOE GROUP CONSISTS OF ONE EACH:

KEY	CAT. NO.	UPC NO.	DESCRIPTION
6	25263	25263	1-1/2" IMC Bending Shoe
7	25268	25268	2" IMC Bending Shoe
8	25273	25273	1-1/2" through 2" Roller Support Unit
	1723	23818	Metal Storage Box (not shown)



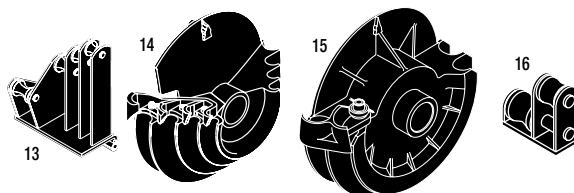
28007 1/2" - 2" RIGID SHOE GROUP CONSISTS OF ONE EACH:

KEY	CAT. NO.	UPC NO.	DESCRIPTION
9	00571	00571	1/2" through 1-1/4" Rigid/IMC Bending Shoe
10	00936	00936	1/2" through 1-1/4" Support Roller
11	17937	17937	1-1/2" through 2" Rigid Bending Shoe
12	17984	17984	1-1/2" through 2" Support Roller



37279 40 MIL PVC COATED RIGID 1/2" - 2" SHOE GROUP CONSISTS OF ONE EACH:

KEY	CAT. NO.	UPC NO.	DESCRIPTION
13	00946	00946	1/2" through 1-1/4" Roller Support
14	00573	00573	1/2" through 1-1/4" Shoe
15	37281	37281	1-1/2" and 2" Shoe
16	37282	37282	1-1/2" through 2" Roller Support
	1723	23818	Metal Storage Box (not shown)



To use the PVC Shoe Group with 555 SB and 555 SBR benders Adapter Set 32391 is required.

HYDRAULIC BENDERS

Flip-Top[®] Benders for 1-1/4" - 2" EMT, IMC and Rigid



- Choose 882 for EMT or 882CB models for EMT, IMC and Rigid Conduit.
- Simple, accurate and easy to use.
- Flip-Top hinged frame top plate opens for easy, fast loading and unloading.
- Ram travel scale and charts for accurate bends, offsets and saddles.

CAT. NO.	UPC NO.	DESCRIPTION
882	15128	Flip-Top Bender for 1-1/4", 1-1/2" and 2" EMT Conduit without Hydraulic Pump
882CB	29536	Flip-Top Bender with shoes for 1-1/4", 1-1/2" and 2" EMT, IMC and Rigid Conduit without Hydraulic Pump
882CBH755	29537	Flip-Top Bender with shoes for 1-1/4", 1-1/2" and 2" EMT, IMC and Rigid Conduit with 755 Hand Hydraulic Pump
882CBE975	34202	Flip-Top Bender with shoes for 1-1/4", 1-1/2" and 2" EMT, IMC and Rigid Conduit with 975 Electric Hydraulic Pump
882H755	16460	Flip-Top Bender for 1-1/4", 1-1/2" and 2" EMT Conduit with 755 Hand Hydraulic Pump
882E975	34201	Flip-Top Bender for 1-1/4", 1-1/2" and 2" EMT Conduit with 975 Electric Hydraulic Pump
882RIG1	29948	A Conversion Attachment Set - Converts 882 to 882CB by adding the shoes, follow bars and saddles for 1-1/4", 1-1/2" and 2" IMC and Rigid Conduit

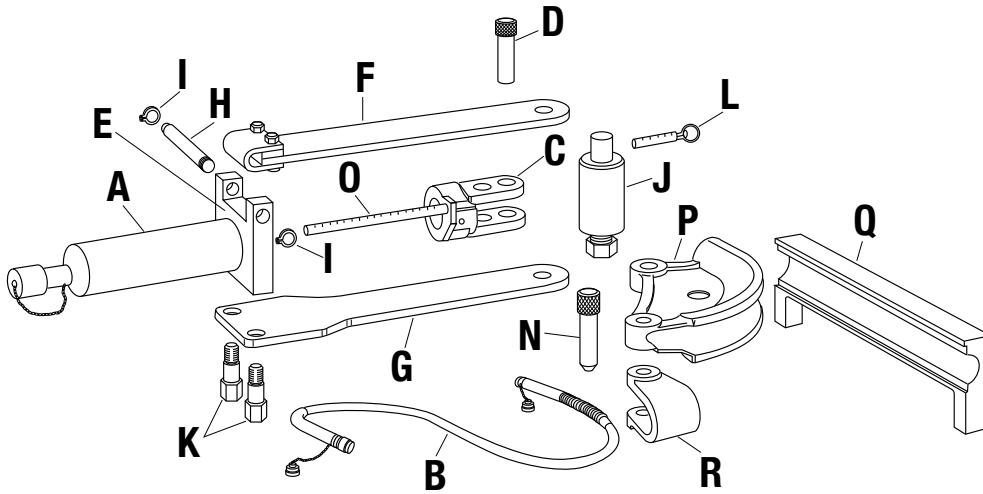
SPECIFICATIONS

Capacity	Weight
882-1-1/4", 1-1/2" and 2" EMT	882-141 lbs (64 kg)
882CB-1-1/4", 1-1/2" and 2" EMT, IMC and Rigid	882H755- 161 lbs (73 kg)
Power Source	882CBH755- 217 lbs (99 kg)
755- Hydraulic Hand Pump	882CBE975- 264 lbs (120 kg)
975- 120 VAC Electric Hydraulic Pump	882E975- 195 lbs (89 kg)
976-22PS- 220 VAC 50/60 Cycle Electric Hydraulic Pump	882CB- 205 lbs (93 kg)

FLIP-TOP[®] BENDER CENTERLINE BENDING RADII

SIZE	882, 882CB		882CB	
	EMT	RIGID	EMT	IMC
1-1/4"	7-7/32" (183.4 mm)	7-1/4" (184.2 mm)	7-1/4" (184.2 mm)	7-1/4" (184.2 mm)
1-1/2"	8-1/16" (204.8 mm)	8-1/4" (209.5 mm)	8-1/4" (209.5 mm)	8-1/4" (209.5 mm)
2"	9-5/16" (236.5 mm)	8-7/8" (225.4 mm)	8-7/8" (225.4 mm)	8-7/8" (225.4 mm)

Flip-Top® Benders and Shoe Groups



KEY	CAT NO.	UPC NO.	DESCRIPTION	BENDERS		SHOE GROUP
				882	882CB	882RIG1
A	1738	15129	12-Ton Hydraulic Ram with 4018GB female quick Coupler	1	1	
B	11289	11289	3/8" x 6' (9.5 x 1829 mm) Hydraulic Hose with two 4033GB male quick couplers	1	1	
C	15145	15145	Yoke	1	1	
D	04086	04086	Yoke Pin	1	1	
E	16563	16563	Frame Unit (includes F thru K)	1	1	
F	15136	15136	Upper Connecting Plate Unit	1	1	
G	15135	15135	Lower Connecting Plate Unit	1	1	
H	15150	15150	Hinge Pin	1	1	
I	50283	50283	Retaining Ring	2	2	
J	38778	38778	Roller Unit with pin (L)	1	1	
K	15147	15147	Anchor Stud	2	2	
L	54303	54303	Hitch Pin, 3/8 x 1-1/2	1	1	
N	29937	29937	Saddle Pin	1	1	1
O	50848	50848	Scale Jam Nut			
O	52867	52867	Scale O-Ring			
O	21954	21954	Scale Piston	1	1	
	1531	23274	Steel Storage Box (not shown)	1	1	
P	11146	11146	1-1/4" EMT Shoe	1	1	
Q	11126	11126	1-1/4" EMT Follow Bar	1	1	
R	11075	11075	1-1/4" EMT Saddle	1	1	
P	14287	14287	1-1/2" EMT Shoe	1	1	
Q	11107	11107	1-1/2" EMT Follow Bar	1	1	
R	11072	11072	1-1/2" EMT Saddle	1	1	
P	11132	11132	2" EMT Shoe	1	1	
Q	11089	11089	2" EMT Follow Bar	1	1	
R	14279	14279	2" EMT Saddle	1	1	
P	29474	29474	1-1/4" IMC and Rigid Shoe		1	1
Q	29477	29477	1-1/4" IMC and Rigid Follow Bar		1	1
R	29465	29465	1-1/4" IMC and Rigid Saddle		1	1
P	29470	29470	1-1/2" IMC and Rigid Shoe		1	1
Q	29472	29472	1-1/2" IMC and Rigid Follow Bar		1	1
R	29464	29464	1-1/2" IMC and Rigid Saddle		1	1
P	29466	29466	2" IMC and Rigid Shoe		1	1
Q	29468	29468	2" IMC and Rigid Follow Bar		1	1
R	29463	29463	2" IMC and Rigid Saddle		1	1

Bending

USA

Tel: 800.435.0786
Fax: 800.451.2632

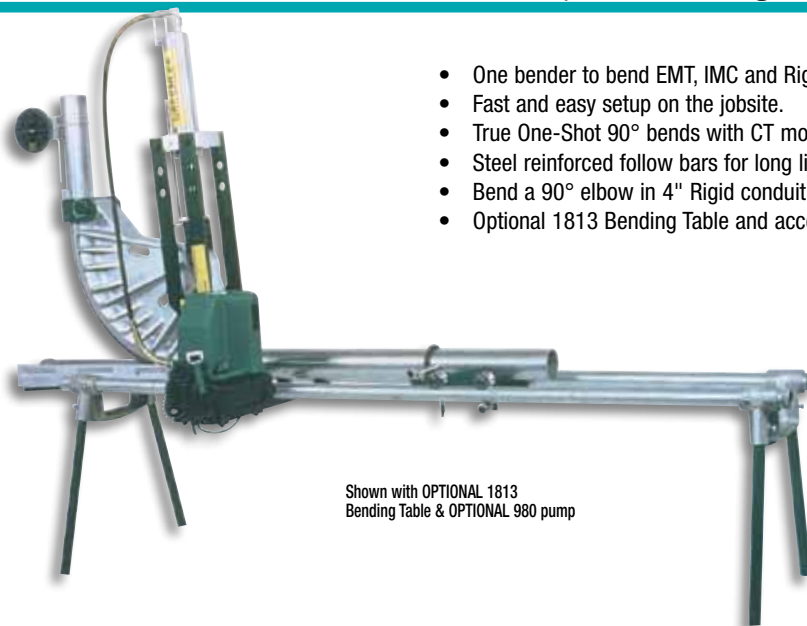
CANADA

Tel: 800.435.0786
Fax: 800.524.2653

INTERNATIONAL

Tel: +1.815.397.7070
Fax: +1.815.397.9247

Cam Track[®] Conduit Benders for 2-1/2" to 4" EMT, IMC and Rigid



Shown with OPTIONAL 1813 Bending Table & OPTIONAL 980 pump

- One bender to bend EMT, IMC and Rigid Conduit.
- Fast and easy setup on the jobsite.
- True One-Shot 90° bends with CT models for quick accurate bends.
- Steel reinforced follow bars for long life.
- Bend a 90° elbow in 4" Rigid conduit in 95 seconds.
- Optional 1813 Bending Table and accessories for easier operation.

SPECIFICATIONS

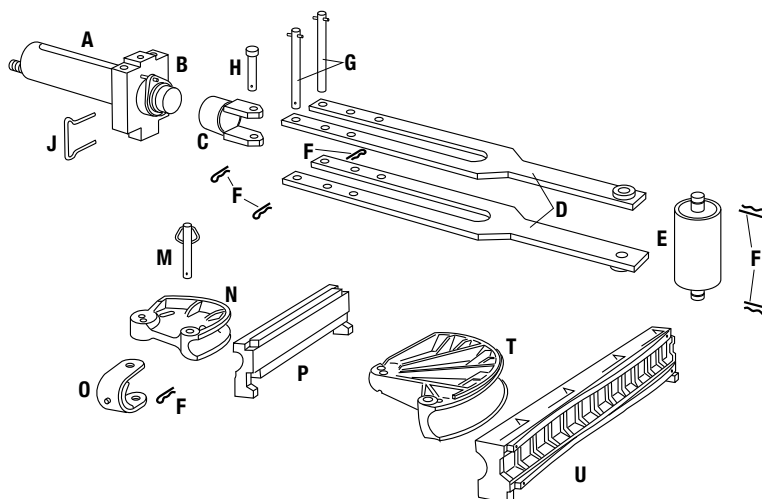
Capacity	2-1/2" - 4" EMT, IMC and Rigid
Power Source	980: 120 VAC Electric Powered Hydraulic Pump 980-22PS: 220 VAC 50/60 Cycle Electric Powered Hydraulic Pump
Weight	881CTE980: 999 lbs. (454 kg) 881CTDE980: 1026 lbs. (465 kg) 881 BASIC: 358 lbs. (163 kg) 27555: 137 lbs. (62 kg) 31274: 183 lbs. (83 kg)

CAM TRACK[®] BENDER CENTERLINE BENDING RADII FOR EMT, IMC AND RIGID CONDUIT

SIZE	881 CT, 881 CTD, 881 BASIC		
	CENTERLINE RADIUS	SHOE GROUP	DEGREE OF BEND
2-1/2"	13-1/2" (342.9 mm)	27554	90
3"	16" (406.4 mm)	27555	90
3-1/2"	18-5/8" (473.1 mm)	31281	90
4"	20-7/8" (530.2 mm)	31274	90

CAT. NO.	UPC NO.	DESCRIPTION
881CT	31287	Cam Track Conduit Bender for One-Shot 90° Bends in 2-1/2", 3", 3-1/2" and 4" EMT, IMC and Rigid conduit, without hydraulic pump
881CTE980	34208	Cam Track Conduit Bender for One-Shot 90° Bends in 2-1/2", 3", 3-1/2" and 4" EMT, IMC and Rigid conduit, with 980 Electric Hydraulic Pump
881CTD	38466	Cam Track Conduit Bender for One-Shot 90° Bends in 2-1/2", 3" and 4" EMT, IMC and Rigid conduit, without hydraulic pump & 3-1/2" shoe group
881CTDE980	38467	Cam Track Conduit Bender for One-Shot 90° Bends in 2-1/2", 3" and 4" EMT, IMC and Rigid conduit, with 980 Electric Hydraulic Pump, without 3-1/2" shoe group
881BASIC	35711	Conduit Bender without shoe groups or hydraulic pump
27554	27554	A 2-1/2" - One-Shot 90° EMT, IMC, Rigid Shoe Group
27555	27555	A 3" - One-Shot 90° EMT, IMC, Rigid Shoe Group
31281	31281	A 3-1/2" - One-Shot 90° EMT, IMC, Rigid Shoe Group
31274	31274	A 4" - One-Shot 90° EMT, IMC, Rigid Shoe Group
1813	28901	A Bending Table for 881 Bender

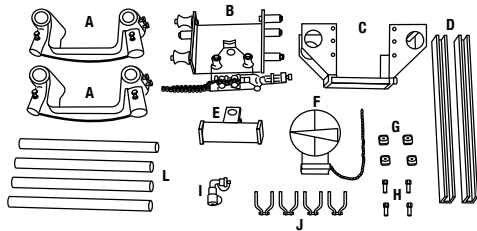
Cam Track[®] Benders and Shoe Groups



KEY	CAT. NO.	UPC NO.	DESCRIPTION	BENDERS			SHOE GROUPS			
				881BASIC	881CT	881CTD	27554	27555	31281	31274
A	27416	27416	40-Ton Hydraulic Ram with 4018GB female quick coupler. The ram includes Keys B, G, and two clips from Key F.	1	1	1				
B	27417	27417	Cylinder Block	1	1	1				
C	30309	30309	Yoke	1	1	1				
D	26309	26309	Connecting Bar Unit	2	2	2				
E	27364	27364	Roller Unit-The roller unit includes two clips from Key F	1	1	1				
F	50302	50302	Hitch Pin Clips	6	6	6				
G	27381	27381	Cylinder Block Pin Unit	2	2	2				
H	26306	26306	Yoke Pin	1	1	1				
J	26349	26349	Spring Clip (secures Yoke Unit to Ram)	1	1	1				
	11289	11289	3/8" x 6' (9.5 x 1829 mm) Hydraulic Hose with two 4033GB male quick couplers	1	1	1				
M	26624	26624	Saddle Pin Unit - includes 1 clip from Key F	1	1	1				
N	26297	26297	2-1/2" Shoe 90°		1	1	1			
P	26366	26366	2-1/2" Follow Bar 90°		1	1	1			
O	26580	26580	2-1/2" Saddle		1	1	1			
N	26300	26300	3" Shoe 90°		1	1		1		
P	35400	35400	3" Follow Bar 90°		1	1		1		
O	26584	26584	3" Saddle		1	1		1		
O	26588	26588	3-1/2" Saddle		1				1	
T	31882	31882	3-1/2" Shoe 90°		1				1	
U	31881	31881	3-1/2" Follow Bar 90°		1				1	
O	26594	26594	4" Saddle		1	1				1
T	31884	31884	4" Shoe 90°		1	1				1
U	31883	31883	4" Follow Bar 90°		1	1				1
	2460	23363	Steel Storage Box (not shown)	1	1	1				
	695	30239	Caster Set (not shown)	1	1	1				

Bending Table (only) for 881 & 881CT Benders

- Converts the 881 Bender into a comfortable, bench-high machine . . . reduces operator fatigue . . . makes loading faster, easier.
- Offset and one-shot bends in all three types of conduit are made quickly and easily with consistent accuracy.
- Pipe vise holds conduit securely for accurate bends. Prevents conduit from twisting or turning during bend.
- Includes 1805 Bending Degree Protractor and metal storage box.



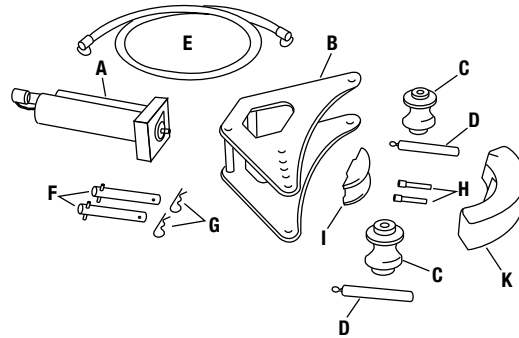
CAT. NO.	UPC NO.	DESCRIPTION	WEIGHT
1813	28901	Bending Table for 881 & 881CT Bender	186 lbs (85 kg)

PARTS

KEY	CAT. NO.	UPC NO.	DESCRIPTION	1813/ 28901
A	21541	21541	Leg Support Unit	2
B	28900	28900	Carriage Unit w/vise	1
C	28885	28885	Bender Mounting Unit	1
D	29004	29004	Pump Table Support	2
E	29022	29022	Ram Positioner	1
F	1805	21318	Bending Degree Protractor	1
G	53824	53824	Pump Bracket	4
H	51185	51185	Pump Mounting Screw	4
I	29014	29014	90° Coupling Unit	1
J	53014	53014	Steel Conduit Clamp	4
L	21346	21346	Legs	4
	1531	23274	Steel Storage Box (not shown)	1
	51593	51593	Hex Nut	4
	50975	50975	Cap Screw	4
	51674	51674	Washer	4

Rigid Conduit Bender for 1/2", 3/4", 1", 1-1/4", 1-1/2" and 2"

- Strong, portable pin-assembled aluminum components.
- Easy-to-use ram travel scale and bending charts.
- Conduit supports index to suit all sizes.



Bending

CAT. NO.	UPC NO.	DESCRIPTION
880	16480	1", 1-1/4", 1-1/2" and 2" Rigid Conduit Bender without hydraulic pump
880H755	16464	1", 1-1/4", 1-1/2" and 2" Rigid Conduit Bender with 755 Hand Hydraulic Pump
880E975	34200	1", 1-1/4", 1-1/2" and 2" Rigid Conduit Bender with 975 Electric Hydraulic Pump
1802	21257	A Bending Table (Optional)
21357	21357	A Conduit Support Pin for use with 1802 Bending Table - (2) Required
10917	10917	A 1/2" Shoe (Optional)
10918	10918	A 3/4" Shoe (Optional)

CENTERLINE BENDING RADII FOR 880 & 880 PVC BENDERS

Rigid Shoe Size	1/2"	3/4"	1"	1-1/4"	1-1/2"	2"
Bending Radius-Inches	4"	4-1/2"	5-3/4"	7-1/4"	8-1/4"	9-1/2"
Bending Radius-cm	10.16	11.43	14.60	18.41	20.95	24.13

SPECIFICATIONS

Capacity	880: 1" - 2" Rigid Conduit
Power Source	755: Hydraulic Hand Pump 975: 120 VAC Electric Hydraulic Pump 980: 120 VAC Electric Hydraulic Pump
Weight	880: 113 lbs. (52 kg) 880H755: 135 lbs. (61 kg) 880E975: 172 lbs. (78 kg)

KEY	CAT. NO.	UPC NO.	DESCRIPTION	880
A	747	16249	15-Ton Hydraulic Ram with 4018GB female quick coupler, includes Keys F, G and one H	1
B	03396	03396	Frame Unit	1
C	03400	03400	Conduit Support	2
D	13679	13679	Conduit Support Pin	2
E	11289	11289	3/8" x 6' (9.5 x 1829 mm) Hydraulic Hose with two 4033GB male quick couplers	1
F	15829	15829	Cylinder Head Pin Unit with Spring Clips 2725AA (Key G)	2
G	50302	50302	Spring Clips	2
H	10826	10826	Ram Pin, Shoe Pin	2
I	10939	10939	Shoe Support	1
K	10919	10919	1" Shoe - Rigid	1
K	10920	10920	1-1/4" Shoe - Rigid	1
K	10921	10921	1-1/2" Shoe - Rigid	1
K	10922	10922	2" Shoe - Rigid	1
	14909	14909	Steel Storage Box (not shown)	1

INTERNATIONAL

Tel: +1.815.397.7070
Fax: +1.815.397.9247

CANADA

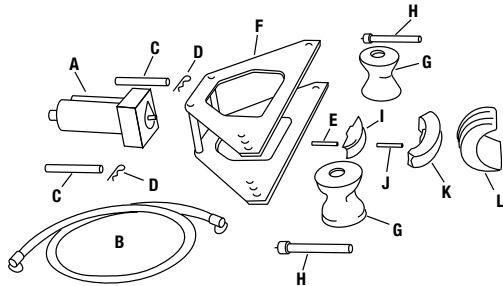
Tel: 800.435.0786
Fax: 800.524.2853

USA

Tel: 800.435.0786
Fax: 800.451.2632

Rigid Conduit Bender for 1-1/4" - 2" One-Shot 90°s and 2-1/2" - 4" Segment Bending

- Strong, portable pin-assembled aluminum components.
- Easy-to-use ram travel scale and bending charts.
- Conduit supports index to suit all sizes.



CENTERLINE BENDING RADII FOR 777 BENDERS

Rigid Shoe Size	SEGMENT BEND ONLY						
	1-1/4"	1-1/2"	2"	2-1/2"	3"	3-1/2"	4"
Bending Radius-Inches	7-1/4"	8-1/4"	9-1/2"	11-7/16"	13-3/4"	16"	18-1/4"
Bending Radius-mm	184.1	209.5	241.3	290.5	349.3	406.4	463.6

SPECIFICATIONS

Capacity	1-1/4" - 4" Rigid Conduit
Power Source	755: Hydraulic Hand Pump 975: 120 VAC Electric Hydraulic Pump 980: 120 VAC Electric Hydraulic Pump
Weight	777: 164 lbs. (75 kg) 777HC755: 173 lbs. (79 kg) 777E975: 508 lbs. (231 kg)

CAT. NO.	UPC NO.	DESCRIPTION
777	16491	1-1/4" through 2" One-Shot and 2-1/2" through 4" Segment, Rigid Conduit Bender without hydraulic pump
777HC755	16470	1-1/4" through 2" One-Shot and 2-1/2" through 4" Segment, Rigid Conduit Bender with 755 Hand Hydraulic Pump
777E975	34198	1-1/4" through 2" One-Shot and 2-1/2" through 4" Segment, Rigid Conduit Bender with 975 Electric Hydraulic Pump
1802	21257	A Bending Table (Optional)
21359	21359	A Conduit Support Pin for use with 1802 Bending Table - (2) Required

KEY	CAT. NO.	UPC NO.	DESCRIPTION	777
A	1736	13251	27-Ton Hydraulic Ram with 4018GB female quick coupler, includes Keys C thru E	1
B	11289	11289	3/8" x 6' (9.5 x 1829 mm) Hose with two 4033GB male quick couplers	1
C	13252	13252	Cylinder Head Pin Unit with Spring Clip 2725AA (Key D)	2
D	50302	50302	Spring Clip	2
E	10826	10826	Ram Pin	1
F	13232	13232	Frame Unit	1
G	13193	13193	Conduit Support	2
H	14496	14496	Conduit Support Pin	2
I	10939	10939	Small Shoe Support 1/2" thru 2"	1
J	10826	10826	Shoe Pin	1
K			90° Aluminum Bending Shoes	
	10920	10920	1-1/4" Shoe	1
	10921	10921	1-1/2" Shoe	1
	10922	10922	2" Shoe	1
L			Aluminum Segment Bending Shoes	
	13208	13208	2-1/2" Shoe	1
	13209	13209	3" Shoe	1
	13210	13210	3-1/2" Shoe	1
	13211	13211	4" Shoe	1
M	13382	13382	Steel Storage Box (not shown)	1

Bending

USA

Tel: 800.435.0786
Fax: 800.451.2632

CANADA

Tel: 800.435.0786
Fax: 800.524.2633

INTERNATIONAL

Tel: +1.815.397.7070
Fax: +1.815.397.9247

Rigid Conduit Benders for One-Shot 90°s in 1-1/4" - 4" (5" with Segment Bending Shoe)



Shown with OPTIONAL 1802 Bending Table & OPTIONAL 980 pump

- Strong, yet lightweight, portable, pin-assembled aluminum components.
- Easy-to-use ram travel scale and charts for accurate bends.
- Make elbows, offsets and saddles.
- Both 884 and 885 bend One-Shot 90°s in 1-1/4" - 4" Rigid conduit.
- Optional shoes available to bend PVC-coated Rigid conduit.
- Optional 1802 Bending Table available for easier operation.

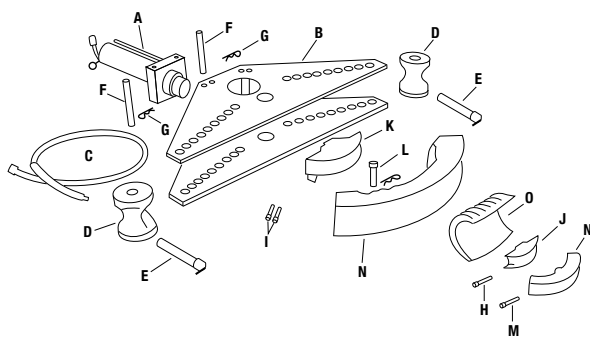
SPECIFICATIONS

Capacity	884: 1-1/4" - 4" Rigid conduit. 884PVC: 1-1/4" - 4" 40 mil PVC Coated Rigid Conduit 885: 1-1/4" - 5" Rigid Conduit
Power Source	980: 120 VAC Electric Powered Hydraulic Pump 980-22PS: 220 VAC 50/60 Cycle Electric Powered Hydraulic Pump
Weight	884: 421 lbs. (191 kg) 884E980: 494 lbs. (225 kg) 884PVC: 388 lbs. (176 kg) 885: 449 lbs. (204 kg) 885E980: 527 lbs. (239 kg)

CAT. NO.	UPC NO.	DESCRIPTION
884	16477	1-1/4" through 4" Rigid Conduit Bender, without hydraulic pump
884E980	34209	1-1/4" through 4" Rigid Conduit Bender, with 980 Electric Hydraulic Pump
884PVC	33614	1-1/4", 1-1/2", 2", 3" and 4" PVC Coated Rigid Conduit Bender without hydraulic pump
885	16751	1-1/4" through 4" One-Shot and 5" Segment Rigid Conduit Bender, without hydraulic pump
885E980	34210	1-1/4" through 4" One-Shot and 5" Segment Rigid Conduit Bender, with 980 Electric Hydraulic Pump
1802	21257	^A Bending Table (Optional)

Shoes for 40 mil PVC Coated Rigid Conduit on page 125

Rigid Conduit Benders for One-Shot 90°s in 1-1/4" - 4" (5" with Segment Bending Shoe)



KEY	CAT. NO.	UPC NO.	DESCRIPTION	884	884PVC	885
A	1737	16752	27-Ton Hydraulic Ram with 4018GB female quick coupler, includes Keys F thru I.	1	1	1
B	16754	16754	Frame unit	1	1	1
C	11289	11289	3/8" x 6' (9.5 x 1829 mm) Hydraulic Hose with two 4033GB male quick couplers	1	1	1
D	15671	15671	Conduit Support	2	2	2
	33454	33454	Conduit Support (not shown)		2	
E	16747	16747	Conduit Support pin	2	2	2
F	16753	16753	Cylinder Head Pin Unit with Spring Clip 2725AA	2	2	2
G	50302	50302	Spring Clip	2	2	2
H	25184	25184	Ram Pin	1	1	1
I	10946	10946	Large Ram Pin	2	2	2
J	10939	10939	Small Shoe Support (1/2" through 2")	1	1	1
K	16741	16741	Large Shoe Support (2-1/2" through 4")	1	1	1
L	10963	10963	Large Shoe Pin	1	1	1
M	10826	10826	Small Shoe Pin	1	1	1
	2050	19811	Steel Storage Box (not shown)	1	1	1
N	10920	10920	1-1/4" Shoe - Rigid	1		1
N	10921	10921	1-1/2" Shoe - Rigid	1		1
N	10922	10922	2" Shoe - Rigid	1		1
N	10923	10923	2-1/2" Shoe - Rigid	1		1
N	10924	10924	3" Shoe - Rigid	1		1
N	10925	10925	3-1/2" Shoe - Rigid	1		1
N	14265	14265	4" Shoe - 20" centerline radius - Rigid	1		1
O	15669	15669	5" Shoe - Rigid			1
N	33459	33459	1-1/4" Shoe - PVC		1	
N	33463	33463	1-1/2" Shoe - PVC		1	
N	33462	33462	2" Shoe - PVC		1	
N	34340	34340	3" Shoe - PVC		1	
N	34344	34344	4" Shoe - PVC		1	
	34329	34329	7/8" Wrench (not shown)		1	

884 & 885 CENTERLINE BENDING RADII

SIZE	RIGID	SIZE	PVC RIGID
1-1/4"	7-1/4" (184.1 mm)	1-1/4"	7-1/4" (184.1 mm)
1-1/2"	8-1/4" (209.5 mm)	1-1/2"	8-1/4" (209.5 mm)
2"	9-1/2" (241.3 mm)	2"	9-1/2" (241.3 mm)
2-1/2"	12-1/2" (317.5 mm)	2-1/2"	11-7/16" (290.5 mm)
3"	15" (381 mm)	3"	13-3/4" (349.3 mm)
3-1/2"	17-1/2" (444.5 mm)	3-1/2"	16" (406.4 mm)
4"	20" (508 mm)	4"	18-1/4" (463.5 mm)
5"	25" (635 mm) (885 only)		

Accessories for Bending 40 Mil PVC-Coated Rigid Conduit for 880 and 884 Benders



- Special size shoes and supports for bending 40 mil PVC-Coated Rigid conduit.
- Two conduit supports to fit your bender are required. Shoes for 1-1/2" or larger have a cam device to force the conduit out of the shoe after bending. This requires a wrench to turn the cam.

SHOE UNITS

40 MIL PVC COATED RIGID CONDUIT SIZE			
CAT. NO.	UPC NO.	DESCRIPTION	
33456	33456	Shoe Unit 4" (101.6 mm) Centerline Radius	
33457	33457	Shoe Unit 4-1/2" (114.3 mm) Centerline Radius	
33458	33458	Shoe Unit 5-3/4" (146.1 mm) Centerline Radius	
33459	33459	Shoe Unit 7-1/4" (184.2 mm) Centerline Radius	
33463	33463	Shoe Unit 8-1/4" (209.6 mm) Centerline Radius	
33462	33462	Shoe Unit 9-1/2" (241.3 mm) Centerline Radius	
34321	34321	Shoe Unit 11-7/16" (290.5 mm) Centerline Radius	
34340	34340	Shoe Unit 13-3/4" (349.3 mm) Centerline Radius	
34342	34342	Shoe Unit 16" (406.4 mm) Centerline Radius	
34344	34344	Shoe Unit 18-1/4" (463.6 mm) Centerline Radius	
33455	33455	880 Conduit Support – 2 Required	
33454	33454	884 Conduit Support – 2 Required	
34329	34329	7/8" Wrench. Use with 1-1/2" and larger shoes	

BENDERS / PARTS

CAT. NO.	UPC NO.	DESCRIPTION
884PVC	33614	An 884 Bender with shoes, supports and wrench for bending 1-1/4", 1-1/2", 2", 3" and 4" 40 mil PVC Coated Rigid conduit. In a steel storage box. (See 884 Conduit Bender for details)

Bending Table (only) for 777, 880, 884 and 885 Rigid Conduit Benders



Typical setup with bender (see note)
Shown with 884 Bender and 980 Pump

- Make bending easier, faster and more accurate.
- Insert conduit to be bent in chain vise, tighten. Turn handle to move the chain vise and position conduit for bending.
- Use the Bending Degree Protractor and the movable chain vise to advance conduit while making segment and other multi-shot large sweep bends.
- Includes 1805 Bending Degree Protractor and metal storage box.

CAT. NO. UPC NO. DESCRIPTION

1802	21257	Bending Table - includes pipe support pins for 884 or 885 Benders
21359	21359	A Pipe support Pin for use with 777, 883 and 883-4 Benders, two (2) are required (Optional)
21357	21357	A Pipe Support Pin for use with 880 Bender, two (2) are required (Optional)

NOTE: To complete setup as shown two 10-foot (3.04 m) lengths of 2" Rigid conduit and Bender are required (purchased separately).

PARTS

KEY	CAT. NO.	UPC NO.	DESCRIPTION	1802
A	21541	21541	Leg Support Unit	2
B	21545	21545	Bender Bracket Unit	1
C	1805	21318	Bending Degree Protractor	1
D	21542	21542	Chain Idler Unit	1
E	21543	21543	Crank Bracket Unit	1
F	21544	21544	Pipe Vise Unit	1
G	21360	21360	Pipe Support Pin – 1-1/2" for 884 and 885 Bender	2
H	21413	21413	Chain Extension Kit	1
I	21346	21346	Legs	4
	1531	23274	Steel Storage Box (not shown)	1

SPECIFICATIONS

Capacity	777, 880, 883, 884 and 885 Benders
Weight	180 lbs. (82 kg)

Bending

USA

Tel: 800.435.0786
Fax: 800.451.2632

CANADA

Tel: 800.435.0786
Fax: 800.524.2653

INTERNATIONAL

Tel: +1.815.397.7070
Fax: +1.815.397.9247

BENDER ACCESSORIES

L97 Mini-Magnet Laser Level



- Professional grade laser level.
- Mini-torpedo design with handy “no-dog” attachment for bending.
- Three rare-earth magnets provide superior holding strength.
- Compact size with 80-plus yard range.
- Laser is capable of working on all planes.
- Four vial design - 0°, 90°, 45°, and 30°.
- V-groove on bottom for mounting on curved surface.
- Offsets and calculations permanently laser-engraved onto level.
- Requires (2) “N” style batteries.

CAT. NO.	UPC NO.	DESCRIPTION
L97	03582	Laser, Level

SPECIFICATIONS

Length	5-1/16" (143 mm)	Weight	7.3 oz with batteries
Width	3/4" (19 mm)	Height	1-13/16" (46 mm)

L77 Mini Magnetic Bubble Level



- Professional grade level with bending offset aid.
- Mini torpedo design with handy “no-dog” attachment for bending.
- Three rare-earth magnets provide superior holding strength.
- Four vial design - 0°, 90°, 45°, and 30°.
- Machined from aluminum alloy and anodized to aircraft standards.
- Compact size fits easily in tool pouch.
- V-groove on bottom for mounting on curved surface.

CAT. NO.	UPC NO.	DESCRIPTION
L77	11617	Mini Magnetic Bubble Level

SPECIFICATIONS

Length	5-1/2" (140 mm)
Width	3/4" (19 mm)
Height	1-1/2" (38 mm)

L107 Electrician's Torpedo Level



- Professional grade level.
- Four open vial ports for easy viewing from all sides.
- Perfect for pipe and conduit work.
- Four rare-earth magnets allow for hands-free use on metal surfaces.
- Four vial design - 0°, 30°, 45°, and 90°.
- Machined from aluminum alloy and anodized to aircraft standards.
- V-groove on bottom for mounting on curved surface.
- Offsets and calculations permanently laser-engraved onto level.

CAT. NO.	UPC NO.	DESCRIPTION
L107	03583	Level, Torpedo

SPECIFICATIONS

Length	8-1/2" (215.9 mm)	Weight	5.5 oz
Width	3/4" (19 mm)	Height	1-1/4" (31.8 mm)

Protractor with Magnetic Base



CAT. NO.	UPC NO.	DESCRIPTION
1895	35905	Angle Protractor with Magnetic Base

SPECIFICATIONS

Weight 0.4 lbs. (0.2 kg)

Bending Degree Protractor for use with 1802 and 1813 Bending Tables



- Use to make concentric offset or large-radius bends.
- Bender must be mounted on a bending table . . . and pipe bent in a vertical position.
- Quick-adjusting, chain-type clamp for easy mounting to all conduit and pipe sizes.
- Face of protractor rotates to compensate for any surface that is not level.

CAT. NO.	UPC NO.	DESCRIPTION
1805	21318	Bending Degree Protractor

SPECIFICATIONS

Capacity Protractor face is graduated in quadrants of 18, 20, 21 and 30 shots
Weight 2 lbs. (.91 kg)

Bending Handbook and Slide Rule Bending Calculators



- Bending information on stub-ups, offsets, saddles and concentric bends.
- Pocket size 3-1/2" x 6-3/4".
- Bending charts for Greenlee Benders.
- Easy to use for fast, accurate bending calculations.

CAT. NO.	UPC NO.	DESCRIPTION
38405	38405	Bending Book, English
38409	38409	Bending Book, French
38406	38406	Slide Rule Calculator for 777, 880, 883, 884 and 885 Benders
38407	38407	Slide Rule Calculator for segment bends
38408	38408	Slide Rule Calculator for 881 and 882 Benders

Conduit Size Chart

SIZE	EMT ELECTRICAL METALLIC TUBING						IMC INTERMEDIATE CONDUIT						RIGID CONDUIT STEEL OR ALUMINUM					
	OUTSIDE DIA.		INSIDE DIA.		WALL THICKNESS		OUTSIDE DIA.		INSIDE DIA.		WALL THICKNESS		OUTSIDE DIA.		INSIDE DIA.		WALL THICKNESS	
	INCHES	mm	INCHES	mm	INCHES	mm	INCHES	mm	INCHES	mm	INCHES	mm	INCHES	mm	INCHES	mm	INCHES	mm
1/2"	.706	17.9	.622	15.8	.042	1.1	.815	20.7	.675	17.1	.070	1.8	.840	21.3	.622	15.8	.109	2.8
3/4"	.922	23.4	.824	20.9	.049	1.3	1.029	26.1	.879	22.3	.075	1.9	1.050	26.7	.824	20.9	.113	2.9
1"	1.163	29.5	1.049	26.6	.057	1.5	1.290	32.8	1.120	28.4	.085	2.2	1.315	33.4	1.049	26.6	.133	3.4
1-1/4"	1.510	38.4	1.380	35.1	.065	1.7	1.638	41.6	1.468	37.3	.085	2.2	1.660	42.2	1.380	35.0	.140	3.6
1-1/2"	1.740	44.2	1.610	40.9	.065	1.7	1.883	47.8	1.703	43.3	.090	2.3	1.900	48.3	1.610	40.9	.145	3.7
2"	2.197	55.8	2.067	52.5	.065	1.7	2.360	59.9	2.170	55.1	.095	2.4	2.375	60.3	2.067	52.5	.154	3.9
2-1/2"	2.875	73.0	2.731	69.4	.072	1.8	2.857	72.6	2.597	66.0	.130	3.3	2.875	73.0	2.469	62.7	.203	5.2
3"	3.500	88.9	3.356	85.2	.072	1.9	3.476	88.3	3.216	81.7	.130	3.3	3.500	88.9	3.068	77.9	.216	5.5
3-1/2"	4.000	101.6	3.834	97.4	.083	2.1	3.971	100.9	3.711	94.3	.130	3.3	4.000	101.6	3.548	90.1	.226	5.7
4"	4.500	114.3	4.334	110.1	.083	2.1	4.466	113.4	4.206	106.8	.130	3.3	4.500	114.3	4.026	102.3	.237	6.0
5"	—	—	—	—	—	—	—	—	—	—	—	—	5.563	141.3	5.047	128.2	.258	6.5
6"	—	—	—	—	—	—	—	—	—	—	—	—	6.625	168.3	6.065	154.0	.280	7.1

PVC

PVC Heater Selection Guide

849 PVC Heater



847/ 848
PVC Heater with optional Roller Support
and PVC Plug




851 PVC Heater



PVC HEATING

CAT. NO. – DESCRIPTION	PAGE NO.	1/2"	3/4"	1"	1-1/4"	1-1/2"	2"	2-1/2"	3"	3-1/2"	4"	5"	6"
860-1-1/2 PVC Heating Blanket	128	✓	✓	✓	✓	✓							
860-3 PVC Heating Blanket	128						✓	✓	✓				
860-4 PVC Heating Blanket	128									✓	✓		
849 PVC Heater	129	✓	✓	✓	✓	✓	✓						
851 PVC Heater	129	✓	✓	✓	✓	✓	✓	✓	✓	✓	✓		
847 / 848 PVC Heater	129	✓	✓	✓	✓	✓	✓	✓	✓	✓	✓	✓	✓

PVC Heating Blankets for up to 4", All Schedules



- Make bends, offsets or saddles in PVC fast and easy.
- Easy to use: wrap blanket around PVC, secure with hook and loop strap. Built-in stiffeners help keep the blanket tight to the PVC surface. Remove blanket and form bend by hand.
- Controlled, even heating for uniform bending.
- Heavy-duty cord and thermostat for long life.
- Temperature over 300° F (149° C).

CAT. NO.	UPC NO.	DESCRIPTION
860-1-1/2	31486	PVC Heating Blanket for up to 1-1/2"
860-3	31487	PVC Heating Blanket for 2"-3"
860-4	31488	PVC Heating Blanket for 3-1/2" and 4"

SPECIFICATIONS

	860-1-1/2	860-3	860-4
Capacity	Up to 1-1/2" PVC All Schedules	2" - 3" PVC All Schedules	3-1/2" - 4" PVC All Schedules
Power Source	120 VAC	120 VAC	120 VAC
Size	13" x 8-1/4" (330.2 x 209.6 mm)	30" x 13-1/4" (762.0 x 336.6 mm)	38" x 16-1/4" (965.2 x 412.8 mm)
Weight	1.7 lbs. (.8 kg)	3.3 lbs. (1.5 kg)	4.9 lbs. (2.2 kg)
Wattage	200	800	1300

Bending

INTERNATIONAL

Tel: +1.815.397.7070
Fax: +1.815.397.9247

CANADA

Tel: 800.435.0786
Fax: 800.524.2853

USA

Tel: 800.435.0786
Fax: 800.451.2632

Electric PVC Heater for 1/2" - 2", All Schedules



120 VAC
20 AMP

- Easy to use: preheat for 10 minutes, insert PVC, rotate until pliable, remove and form bend.
- Sturdy double wall metal with fiberglass insulation and reflective interior for fast, even heat.
- Full length door for easy PVC loading and removal.
- Other features include on/off switch, pilot light and carrying handle.
- Heats 24" Long section of pipe.

CAT. NO.	UPC NO.	DESCRIPTION
----------	---------	-------------

849	27395	Electric PVC Heater for 1/2" - 2"
27811	27811	R Calrod Heating Element

SPECIFICATIONS	
----------------	--

Capacity	1/2" - 2" PVC All Schedules
Power Source	120 VAC 20 Amp or 3000 Watt Generator
Weight	15 lbs. (6.8 kg)

Electric PVC Heater for 1/2" - 4", All Schedules



120 VAC
20 AMP

- Easy to use: preheat for 10 minutes, open lid and position PVC, close lid, rotate until pliable, open lid, remove PVC and form bend.
- Heavy-duty, insulated metal walls and cover with reflective interior for efficient, even heat.
- Full-length door for easy loading and unloading.
- On/off switch with indicator light.
- Sturdy wheels for easy mobility.
- Use two units in tandem to heat large sweep bends.
- Heats 50" Long section of pipe.

CAT. NO.	UPC NO.	DESCRIPTION
----------	---------	-------------

851	35577	Electric PVC Heater for 1/2" - 4"
35592	35592	R Calrod Heating Element

SPECIFICATIONS	
----------------	--

Capacity	1/2" - 4" PVC All Schedules
Power Source	120 VAC 20 Amp or 3600 Watt Generator
Length	52" (1321 mm)
Weight	53 lbs. (24 kg)
Wattage	2300

See below for 2" - 4" PVC plugs or 859-4 Plug Set.

Electric PVC Heater for 1/2" - 6", All Schedules



230 VAC
30 AMP

- Easy to use: preheat for 10 minutes, open lid and position PVC, close lid, rotate until pliable, open lid, remove PVC and form bend. 848 model has motorized rotation.
- Heavy-duty metal construction with reflective interior for fast, efficient heating.
- Has heating chart, timer, and on/off switch with indicator light for added convenience.
- Double doors with piano hinges allow heating shorter lengths with one door open.
- Sturdy wheels for easy mobility.
- Heats 65" Long section of pipe.

SPECIFICATIONS	
----------------	--

Capacity	1/2" - 6" PVC All Schedules
Power Source	230 VAC 30 AMP or 7000 Watt Generator
Length	71" (1803 mm)
Weight	847 - 78 lbs. (36 kg) 848 - 80 lbs. (37 kg)
Wattage	6600

CAT. NO.	UPC NO.	DESCRIPTION
----------	---------	-------------

847	30866	Electric PVC Heater for 1/2"-6" All Schedules
848	30867	Electric PVC Heater with Motorized PVC Rotation for 1/2"-6" All Schedules
31092	31092	A Motorized PVC rotation kit for 847
857	31093	A PVC Roller Support (Optional)
30908	30908	R Calrod Heating Element

PVC ACCESSORIES

PVC Plugs and Plug Set



- Use with PVC Heating Blankets or Electric Heaters to plug the ends of the PVC being heated. The trapped air will help keep the PVC from collapsing while forming the bend.
- Use on Schedule 40 and 80 PVC.
- Available in 2" - 4" set or individual sizes 2" - 6". Order two, one for each end of the PVC.

SPECIFICATIONS

Capacity	2" - 6" PVC Schedules 40 and 80
Weight	859-4 - 8 lbs. (3.6 kg)
	30976 - .3 lbs. (0.2kg)
	30977 - .4 lbs. (0.2 kg)
	30978 - .4 lbs. (0.2 kg)
	30979 - .6 lbs. (3.6 kg)
	30980 - 1 lbs. (0.5 kg)
	30981 - 1.3 lbs. (0.6 kg)

CAT. NO.	UPC NO.	DESCRIPTION
859-4	35740	PVC Plug Set for 2" - 4". Includes 2 each of 2", 2-1/2", 3" and 4" plugs and carrying case. Case has a place for optional 5" and 6" sizes.
30976	30976	R 2" PVC Plug
30977	30977	R 2-1/2" PVC Plug
30978	30978	R 3" and 3-1/2" PVC Plug
30979	30979	R 4" PVC Plug
30980	30980	R 5" PVC Plug
30981	30981	R 6" PVC Plug
31228	31228	R Plastic Carrying Case

PVC Cutter



- Cuts 3/4" schedule 40 PVC
- Cuts 1/8" - 1-3/8" (3-35mm) O.D. flexible plastic pipe
- Diecast aluminum alloy body for added strength and blade guide for square cuts.
- Reversible blade for twice the life.
- Handle latch for safety.

CAT. NO.	UPC NO.	DESCRIPTION
862	89806	Plastic Pipe Cutter

SPECIFICATIONS

Capacity	Up through 1-3/8" O.D. Flexible Plastic Pipe
Weight	0.36 lbs. (0.16 kg)

PVC Cutter for up to 1-1/4"



- Ratchet action for fast, easy cutting.
- Heat-treated, replaceable steel blade for long cutting life.
- Rugged metal alloy frame for durability.

CAT. NO.	UPC NO.	DESCRIPTION
864	04253	PVC Cutter for up to 1-1/4"
00355	00355	R Blade Kit

SPECIFICATIONS

Capacity	Up thru 1-1/4" PVC
Weight	0.8 lbs. (0.4 kg)

PVC Cutter for up to 2"



- High-leverage compound ratchet action and long handles reduce effort.
- Heavy-duty metal frame for cutting large diameters.
- Sharpenable and replaceable tool steel blade.

CAT. NO.	UPC NO.	DESCRIPTION
865	09865	PVC Cutter for up to 2"
07978	07978	R Blade

SPECIFICATIONS

Capacity	Up thru 2" PVC
Weight	2.5 lbs. (1.1 kg)

Fishing

Greenlee has the most innovative fishing systems designed to perform on the jobsite. Whether you're going a few short feet or through many walls and bends, having Greenlee's fishing products on the jobsite will make the job easier for any commercial, industrial or utility application.

Contents

Fish Tapes	132
Fish Stix®	136
Glow Stix®	136
Reachers	137
CableCaster®	138
Flashlights	138
Vacuum/Blower Systems	139
Measuring Tapes	144



GREENLEE®
A Textron Company

MADE FOR THE TRADE!™

FlexWORKS
DRW FUELING CONTAINMENT SYSTEMS



FISH TAPES

MagnumPRO[™] Oil-Tempered Spring Steel Fish Tapes

NEW



- Oil-tempered spring steel for excellent fishing performance.
- Dirt-free tape finish keeps hands cleaner during use.
- Advanced comfort handle grip reduces fatigue.
- Superior rapid tape pay-out and rewind.
- Smaller Fish Eye with offset bend for improved fishing ability.
- Improved low profile tip for easy fishing through all sizes of conduit.
- Viewing Port gives visibility to remaining tape and ability to remove jobsite debris quickly.
- Rugged case design improves drop impact capability.
- Flared case with Grip Ridges for no slip handling.
- Available in 50' (15.2 m), 65' (19.8 m), 125' (38.1 m) and 240' (73.2 m) lengths.
- 1/8", 1/4" and flat steel profiles to accommodate different fishing situations.

CAT. NO.	UPC NO.	DESCRIPTION
438-5H	07500	Steel Fish Tape - 50' × 1/8" (15.2 m × 3.2 mm)
FTS438-65	12729	Steel Fish Tape - 65' × 1/8" (19.8 m × 3.2 mm)
FTS438-65BP	10028	Steel Fish Tape - 65' × 1/8" (19.8 m × 3.2 mm) 3-PACK
FTS438-125	12709	Steel Fish Tape - 125' × 1/8" (38.1 m × 3.2 mm)
FTS438-125BP	10046	Steel Fish Tape - 125' × 1/8" (38.1 m × 3.2 mm) 3-PACK
FTS438-240	12730	Steel Fish Tape - 240' × 1/8" (73.2 m × 3.2 mm)
FTS438-240BP	10048	Steel Fish Tape - 240' × 1/8" (73.2 m × 3.2 mm) 3-PACK
FTS438W-100	12710	Steel Fish Tape - 100' × 1/4" (30.5 m × 6.4 mm)
S438W-200	12476	Steel Fish Tape - 200' × 1/4" (61 m × 6.4 mm)
RS438-65	12469	R Replacement Steel Tape - 65' (NO CASE)
RS438-125	12470	R Replacement Steel Tape - 125' (NO CASE)
RS438-240	12471	R Replacement Steel Tape - 240' (NO CASE)
RS438W-100	12472	R Replacement Steel Tape - 100' × 1/4" (NO CASE)
R438B	29367	A Swivel Ball Head for use on 1/8" Steel Fish Tapes
R438-BM	05853	A Ball Tip Male Half
439-1	30859	A 12" (305 mm) Flexible Fish Tape Leader
439-2	14392	A 12" (305 mm) SPEED FLEX Leader (solder joints)
10051	10051	R 8 1/2" Case/Handle Replacement Kit
10052	10052	R 12" Case/Handle Replacement Kit

SPECIFICATIONS

Capacity	1/8" (3.2 mm) tape width- 400 lbs. (1.7 kN) maximum design strength	
	1/4" (6.4 mm) tape width - 400 lbs. (1.7 kN) maximum design strength.	
	438-5H - 1/8" (3.2 mm) tape width- 400lbs. (1.7 kN) maximum design strength.	
Weight	FTS438-65- 3.1 lbs. (1.4 kg)	S438W-200 - 10.9 lbs. (4.9 kg)
	FTS438-125 - 5.5 lbs. (2.5 kg)	438-5H - 2.8 lbs. (1.3 kg)
	FTS438-240 - 8.5 lbs. (3.9 kg)	438-2X - 1.3 lbs. (.6 kg)
	FTS438W-100 - 7.2 lbs. (3.3 kg)	

Fishing

INTERNATIONAL

Tel: +1.815.397.7070
Fax: +1.815.397.9247

CANADA

Tel: 800.435.0786
Fax: 800.524.2853

USA

Tel: 800.435.0786
Fax: 800.451.2632

Flat-Steel Fish Tape- 1/4" Wide



- Flat steel tape reaches easily above ceilings, under carpets, and through walls to install wire.
- 25' (7.6 m) long, extending your reach.
- Winder case with crank handle for easy, compact storage.

CAT. NO.	UPC NO.	DESCRIPTION
438-2X	01696	25' x 1/4" x 0.030" (7.6 m x 6.4 mm x 0.8 mm) Steel Fish Tape

SPECIFICATIONS

Weight 1.25 lb (0.6 kg)

MagnumPRO™ Stainless Steel Fish Tapes - 1/8" Wide

NEW



- Corrosion free stainless steel tape for maximum life.
- Fish further and faster with Speed Flex leader.
- Advanced comfort handle grip reduces fatigue.
- Viewing Port gives visibility to remaining tape and ability to remove jobsite debris quickly.
- Rugged case design improves drop impact capability.
- Flared case with Grip Ridges for no slip handling.
- Available in 100' (30.5 m) and 200' (61 m) lengths.
- Replacement Speed Flex leader.

CAT. NO.	UPC NO.	DESCRIPTION
FTSS438-100	12711	Stainless Steel Fish Tape - 100' x 1/8" (30.5 m x 3.2 mm)
FTSS438-200	12712	Stainless Steel Fish Tape - 200' x 1/8" (61 m x 3.2 mm)
RSS438-100	12480	R Replacement Stainless Steel Tape - 100' (NO CASE)
RSS438-200	12481	R Replacement Stainless Steel Tape - 200' (NO CASE)
439-2	14392	R 12" (305 mm) SPEED FLEX Leader (solder joints)
10052	10052	R 12" Case/Handle Replacement Kit

SPECIFICATIONS

Capacity 1/8" (3.2 mm) tape width-400 lbs. (1.7 kN) maximum design strength
Weight FTSS438-100 - 4.8 lbs. (2.2 kg);
 FTSS438-200 - 7.4 lbs. (3.4 kg)

MagnumPRO™ Flexible Steel Fish Tapes

NEW



- Multi-strand steel cable for maximum flexibility.
- Available in 50' (15.2 m) and 100' (30.5 m) lengths.
- Advanced comfort handle grip reduces fatigue.
- Viewing Port gives visibility to remaining tape and ability to remove jobsite debris quickly.
- Rugged case design improves drop impact capability.
- Flared case with Grip Ridges for no slip handling.

CAT. NO.	UPC NO.	DESCRIPTION
FTFS439-50	12713	Flexible Steel Fish Tape - 50' x 3/16" (15.2 m x 4.8 mm)
FTFS439-100	12714	Flexible Steel Fish Tape - 50' x 3/16" (30.5 m x 4.8 mm)
FS439-100	12482	Flexible Steel Fish Tape - 50' x 3/16" (15.2 m x 4.8 mm) Double Tip (NO CASE)
10052	10052	R 12" Case/Handle Replacement Kit

SPECIFICATIONS

Capacity 3/16" (4.8 mm) tape width - 500 lbs. (2.2 kN) maximum design strength.
Weight FTFS439-50 - 5.6 lbs. (2.5 kg);
 FTFS439-100 - 8.9 lbs. (4.0 kg);
 FS439-100 - 6.2 lbs. (2.8 kg)

Fishing

USA

Tel: 800.435.0786
 Fax: 800.451.2632

CANADA

Tel: 800.435.0786
 Fax: 800.524.2853

INTERNATIONAL

Tel: +1.815.397.7070
 Fax: +1.815.397.9247



MagnumPRO™ Fiberglass Fish Tapes

NEW



- Non-conductive fiberglass tape with patented low-friction coating for faster and easier fishing.
- Perfect for fishing in conduit with wire or cable present.
- Advanced comfort handle grip reduces fatigue.
- Superior rapid tape pay-out and rewind.
- Smaller Fish Eye with offset bend for improved fishing ability.
- Improved low profile tip for easy fishing through all sizes of conduit.
- Viewing Port gives visibility to remaining tape and ability to remove jobsite debris quickly.
- Rugged case design improves drop impact capability.
- Flared case with Grip Ridges for no slip handling.
- Available in 50' (15.2 m), 100' (30.5 m) and 250' (76.2 m) lengths.
- Replaceable tips.
- Exclusive, unique, lightweight reel for easy positive feed out and rewind.
- Excellent for installation of telecommunications and data communication cables in overhead plenums, above suspended ceilings and under floors.
- Fiberglass fish tape is the fastest manual fish tape available. It is intended for fishing only. Rope or line is recommended for pulling.

CAT. NO.	UPC NO.	DESCRIPTION
FTF540-50	12717	Fiberglass Fish Tape - 50' × 11/64" (15.2 m × 4.3 mm)
FTF540-100	12718	Fiberglass Fish Tape - 100' × 11/64" (30.5 m × 4.3 mm)
542-200	35746	Fiberglass Fish Tape 200' × 3/16" (61 m × 4.8 mm) IN REEL STAND
542-250	35747	Fiberglass Fish Tape 250' × 3/16" (76.2 m × 4.8 mm) IN REEL STAND
R540-100	35744	R Replacement Fiberglass Tape - 100' × 11/64" (NO CASE)
05157	05157	R Replacement Fiberglass Tape - 200' × 3/16" (NO CASE)
05158	05158	R Replacement Fiberglass Tape - 250' × 3/16" (NO CASE)
10565	10565	R Pulling Eye Repair Kit for 11/64" (4.3mm) Diameter Fish Tapes (Includes: pulling eye & adhesive)
35750	35750	R Accessory Kit for 3/16" (4.78 mm) Fish Tapes (Includes flexible pulling leader, flexible pushing leader, pulling eye, splice ferrule and threaded ferrule)
35908	35908	R 1/8" (3 mm) Repair Kit (Includes threaded end ferrule, splice ferrule and pulling eye)
35909	35909	R 3/16" (4.7 mm) Repair Kit (Includes threaded end ferrule, splice ferrule and pulling eye)
35919	35919	A 1/8" (3 mm) Pulling Eye
35930	35930	A 3/16" (4.7 mm) Pulling Eye
10052	10052	R 12" Case/Handle Replacement Kit

SPECIFICATIONS

Capacity	540 Series- 0.175" (4.4 mm) dia. - 300 lbs. (1.3 kN) maximum design strength
	542 Series-3/16" (4.7 mm) dia. - 400 lbs. (1.7 kN) maximum design strength
Weight	FTF540-50 - 2.8 lbs. (1.3 kg)
	FTF540-100 - 3.4 lbs. (1.5 kg)
	542-200- 16 lbs. (7.2 kg)
	542-250- 17 lbs. (7.7 kg)

Fishing

INTERNATIONAL

Tel: +1.815.397.7070
Fax: +1.815.397.9247

CANADA

Tel: 800.435.0786
Fax: 800.524.2853

USA

Tel: 800.435.0786
Fax: 800.451.2632

MagnumPRO™ Nylon Fish Tapes

NEW



- Non-conductive, curl resistant nylon tape for fast, clean fishing.
- Good for fishing in conduit with wire or cable present.
- Rugged case design improves drop impact capability.
- Advanced comfort handle grip reduces fatigue.
- Nylon fish tape is intended for fishing only. Rope or line is recommended for pulling.

CAT. NO.	UPC NO.	DESCRIPTION
FTN536-50	12715	Nylon Fish Tape 50' × 3/16" (15.2 m × 4.8 mm)
FTN536-100	12716	Nylon Fish Tape 100' × 3/16" (30.5 m × 4.8 mm)
RN536-50	12483	R Replacement Nylon Fish Tape 50' (NO CASE)
RN536-100	12484	R Replacement Nylon Fish Tape 100' (NO CASE)
01664	01664	R Replacement Tip for 436 Nylon Fish Tape (Requires Greenlee K05 or K09 series crimper or #6 hex crimp to install.)
10052	10052	R 12" Case/Handle Replacement Kit

SPECIFICATIONS

Capacity	3/16" (4.8 mm) diameter – 250 lbs. (1.1 kN) maximum design strength
Weight	FTN536-50 – 2.9 lbs. (1.3 kg) FTN536-100 – 3.6 lbs. (1.6 kg)

Flex-O-Twist® Flexible Fish Tape Leader



- Helps guide 1/8" steel tapes through sharp bends.
- Thread on the end of the fish tape in place of the swivel ball head.

CAT. NO.	UPC NO.	DESCRIPTION
439-1	30859	12" (305 mm) Flexible Fish Tape Leader

SPECIFICATIONS

Weight	1.3 lbs. (0.6 kg)
---------------	-------------------

SpeedFlex® Flexible Fish Tape Leader



- Silver-solder joint attaches to any 1/8" (3.2 mm) x .060" (1.5 mm) steel fish tape to provide a slim profile that fishes farther, faster.
- High-strength stainless steel cable is used for reliability and long life.
- Beveled edges on the leader reduce the possibility of hangups when pulling wire.
- Up to (6) #10 wires can be attached to the large pulling eye.

CAT. NO.	UPC NO.	DESCRIPTION
439-2	14392	12" (305 mm) SPEED FLEX Leader (solder joint)

SPECIFICATIONS

Weight	1.3 lbs. (0.6 kg)
---------------	-------------------

Fishing

USA

Tel: 800.435.0786
Fax: 800.451.2632

CANADA

Tel: 800.435.0786
Fax: 800.524.2853

INTERNATIONAL

Tel: +1.815.397.7070
Fax: +1.815.397.9247

Fish Stix[®]


- Highly visible green color rods can be easily threaded together and seen when working above ceilings, down walls, or under raised floors.
- 1/4" (6.4 mm) diameter fiberglass adds rigidity when connecting multiple sections.
- 200 lbs. (0.9 kN) maximum pulling strength.
- Two different threaded tips accommodate various bundles of wire or cable.
- 540-24 includes one 3' (0.9 mm) Glo Stix[™] section for improved tip visibility.
- Optional Whisk Nose Tip is available for fishing over obstacles, and can be used to guide extended Glo Stix sideways above ceilings by rotating. Can also be used to fish longer lengths by providing a tip that can be snagged from the opposite direction with another extended Fish or Glo Stix with a hook nose tip.



Glo Stix[®]

- Luminescent fiberglass rods glow in the dark to make fishing voice, data and video wires easier in dark spaces, such as above ceilings, in walls, and below sub-floors.
- More flexible for fishing in walls through outlet box holes.
- Sturdy, steel-threaded connectors are interchangeable with Greenlee 1/4" (6.4 mm) Fish Stix.
- Clear, non-metallic storage tube keeps Glo Stix charged and ready to use.
- 200 lbs. (0.9 kN) maximum pulling strength.
- Optional Whisk Nose Tip is available for fishing over obstacles, and can be used to guide extended Glo Stix sideways above ceilings by rotating. Can also be used to fish longer lengths by providing a tip that can be snagged from the opposite direction with another extended Fish or Glo Stix with a hook nose tip.

CAT. NO.	UPC NO.	DESCRIPTION
540-12	10504	Fish Stix Kit: 1/4" x 12' (6.4 mm x 3.6 m) with bullet & "J" hook nose tips
540-24	10506	Fish Stix Kit: 1/4" x 24' (6.4 mm x 7.3 m) with bullet & "J" hook nose tips
540-8M	12918	Glo Stix Kit: 3/16" x 8' long with bullet & "J" hook nose tips
540-15	11422	Glo Stix Kit: 3/16" x 15' (4.7 mm x 4.6 m) with bullet & "J" hook nose tips
540-6	86795	Glo Stix, single 5/32" x 6' (4.0 mm x 1.8 m) with fixed bullet nose on both ends
540-18	86796	Glo Stix Kit: 5/32" x 18' (4.0 mm x 5.5 m) with bullet & "J" hook nose tips
540-20P	12919	Professional Installers Kit: (3)-1/4" x 4' Fish Stix sections, (2)-3/16" x 2' Glo Stix Sections & (1)-5/32" x 4' Glo Stix Section, (1) whisk, (1) "J" hook, (1) bullet nose
10497	10497	A Hook Nose Tip
10498	10498	A Bullet Nose Tip
11426	11426	A Whisk Nose Tip
11583	11583	R 1/4" x 4' (6.4 mm x 1.2 m) Fish Stix Section
11584	11584	R 1/4" x 6' (6.4 mm x 1.8 m) Fish Stix Section
12920	12920	R 3/16" x 20" (4.7 mm x .5 m) Glo Stix Section
11585	11585	R 3/16" x 3' (4.7 mm x 0.9 m) Glo Stix Section
11427	11427	R 3/16" x 5' (4.7 mm x 1.5 m) Glo Stix Section
12922	12922	R 5/32" x 4' (4.7 mm x 1.2 m) Glo Stix Section
89803	89803	R 5/32" x 6' (4.0 mm x 1.8 m) Glo Stix Section



SPECIFICATIONS	FISH STIX [®]		GLOW STIX [®]				
	540-12	540-24	540-8M	540-15	540-6	540-18	540-20P
Overall Length	12' (3.6 m)	24' (7.3 m)	8' (2.4 m)	15' (4.6 m)	6' (1.8 m)	18' (5.5 m)	6' (1.8 m)
Sections	3	5	5	3	1	3	6
Section Length	4' (1.2 m)	(3) 6' (1.8 m), (1) 3' (0.9 m) & (1) 3' (0.9 m) Glo Stix Section	20" (.5 m)	5' (1.5 m)	6' (1.8 m)	6' (1.8 m)	†
Diameter	1/4" (6.4 mm)	1/4" (6.4 mm)	3/16" (4.8 mm)	3/16" (4.7 mm)	5/32" (4.0 mm)	5/32" (4.0 mm)	5/32" (4.0 mm)
Weight	1.04 lbs. (0.5 kg)	1.94 lbs. (0.9 kg)	.8 lbs. (0.4 kg)	1 lbs. (0.5 kg)	.4 lbs. (0.2 kg)	.8 lbs. (0.4 kg)	.4 lbs. (0.2 kg)
Material	Fish Stix	Fish Stix	Glo Stix	Glo Stix	Glo Stix	Glo Stix	Glo Stix
Minimum Bend Radius	6 1/2" (165 mm)	6 1/2" (165 mm)	4 1/4" (108 mm)	4 1/4" (108 mm)	3 1/2" (89 mm)	3 1/2" (89 mm)	3 1/2" (89 mm)

†540-20P includes: (3)-1/4" x 4' Fish Stix sections, (2)-3/16" x 2' Glo Stix Sections & (1)-5/32" x 4' Glo Stix Section.

INTERNATIONAL
 Tel: +1.815.397.7070
 Fax: +1.815.397.9247

CANADA
 Tel: 800.435.0786
 Fax: 800.524.2853

USA
 Tel: 800.435.0786
 Fax: 800.451.2632

3' Wire Reacher



- Extends your reach above ceilings and walls.
- Stainless-steel construction for long life.
- Hook can be used to install cables and wires up to 3/4" (19 mm) diameter.
- Clip included for easy storage in shirt pocket.
- Self-contained, no loose parts.

CAT. NO.	UPC NO.	DESCRIPTION
----------	---------	-------------

FP3	23902	3' Wire Reacher
-----	-------	-----------------

SPECIFICATIONS

Extended length:	38" (965 mm)
Collapsed length:	6-3/8" (162 mm)
Diameter:	3/8" (9.5 mm)
Weight:	1.6 oz (46 g)

Fish Poles



Designed specifically for pushing and pulling wires over long distances.

- Push or pull wires over suspended ceilings, under sub-floors or crawl spaces and in attics.
- Non-conductive, high-impact construction.
- Velcro strap secures pole when in collapsed position.
- Self-contained, no loose parts.
- Lightweight design to minimize fatigue.
- FP12 - Fish Pole 12' collapses to 26" x 1 1/4" and uses friction-locking system.
- FP18 - Fish Pole 18' collapses to 27" x 2" and uses friction-locking system.
- FP24 - Fish Pole 24' collapses to 50" x 2 1/4" and uses snap-lock buttons to maintain extended reach capabilities.
- Install suspension wires for drop ceilings.
- U.S. Patents #6,729,358 & #6,908,250

CAT. NO.	UPC NO.	DESCRIPTION
----------	---------	-------------

FP12	02268	Fish Pole 12 ft.
FP18	10442	Fish Pole 18 ft.
FP24	10443	Fish Pole 24 ft.
10453	10453	Replacement Hook

SPECIFICATIONS

	FP12 FISH POLE	FP18 FISH POLE	FP24 FISH POLE
Extended length:	12' (3.7 m)	18' (5.48 m)	24' (7.31 m)
Collapsed length:	26" (660 mm)	27" (686 mm)	50" (1270 mm)
Diameter:	1 1/4" (32 mm)	2" (50 mm)	2 1/4" (57 mm)
Weight:	1.3 lb. (0.6 kg)	2 1/2 lb. (1.1 kg)	4 1/4 lb. (1.9 kg)



CableCaster®



Significantly speeds up the installation of lightweight communications cable through hard-to-reach spaces such as suspended ceilings, rafters and sub-floors.

- 50' (15 m) range allows for faster installations with fewer pulls.
- Bright yellow body reduces chances of leaving the CableCaster behind.
- Glow-in-the-dark darts minimize replacement costs because they are easy to locate.
- Aerodynamic darts provide high accuracy and fast installation.
- Optional flashlight improves visibility.

CAT. NO.	UPC NO.	DESCRIPTION
06186	06186	CableCaster Wire Pulling Tool with Three Darts
06259	06259	CableCaster Replacement Darts (Pack of Four)
46500	46500	Pocket-Light Flashlight

Pocket-Light Flashlight



- High intensity Xenon fired lamp.
- Luminous tip so flashlight can be located in the dark.
- Lifetime limited warranty.
- Submersible to 500 feet.
- Dust and rust proof
- (2) AAA Batteries included.

CAT. NO.	UPC NO.	DESCRIPTION
46500	46500	Pocket-Light Flashlight
46533	46533	Lamp Module
46534	46534	O-Ring

Mini Pocket-Light Flashlight



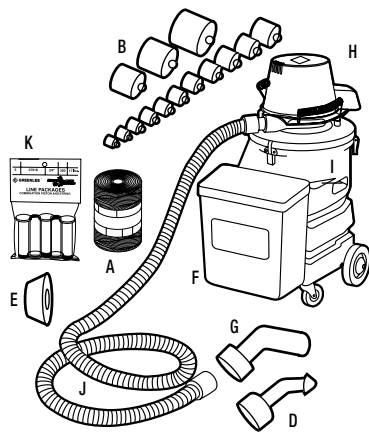
- High intensity Xenon fired lamp.
- Submersible to 500 feet.
- (2) AAA Batteries included.
- Compact pocket and key chain light.
- Includes key ring and handy hat/clothing clip.
- Dust and rust proof.

CAT. NO.	UPC NO.	DESCRIPTION
46503	46503	Mini Pocket-Light Flashlight
46533	46533	Lamp Module
46534	46534	O-Ring

690 Vacuum/Blower Power Fishing System



NRTL/C



- Rugged, self-contained unit includes everything you need to blow or vacuum fish line, poly line or measuring tape.
- Durable tank and accessory storage box are corrosion, chemical and impact-resistant polyethylene.
- Designed for the jobsite, 10' (3.05 m) long hose, large heavy-duty wheels and removable accessory box.
- Large 11 gallon (41.6 l) tank makes the 690 excellent for vacuuming water and debris.

CAT. NO.	UPC NO.	DESCRIPTION
690	31339	Vacuum/Blower Power Fishing System - 120 VAC
618	16517	A Piston for 5" Conduit
619	16951	A Piston for 6" Conduit
16646	16646	A Accessory - Adapter for 5" - 6" conduit

KEY	CAT. NO.	UPC NO.	DESCRIPTION	690/ 31339
A	595	32433	Fish Line – 85 lbs. (378 N) pulling strength; 2,150' (655 m) long	1
B	*		Piston set for 1/2"-4" conduit (EMT & Rigid) see page 142 for replacements	
C	25644	25644	Adapter Cone 1-1/4"-2-1/2" Conduit	1
D	25646	25646	Adapter Cone 1/2"-1" Conduit	1
E	25645	25645	Adapter Cone 3"-4" Conduit	1
F	34027	34027	Storage Box	1
G	23360	23360	Adapter Nozzle for tape and line	1
H	32116	32116	Blower and Vacuum Unit	1
I	34392	34392	Tank with casters	1
J	38624	38624	Flexible Hose 1-1/2" x 10' (38.1mm x 3.05 m)	1
	31315	31315	Outer Filter Bag	1
	31314	31314	Inner Filter Bag	1
K	37917-10	06274	1/2" Conduit x 150' (46 m) Line Pkg.	10
K	37918-5	06275	3/4" Conduit x 200' (61 m) Line Pkg.	5
K	37920-5	06277	3/4" Conduit x 450' (137 m) Line Pkg.	5
K	37921-5	06278	1" Conduit x 200' (61 m) Line Pkg.	5
K	37923-5	06280	1" Conduit x 450' (137 m) Line Pkg.	5

SPECIFICATIONS

Capacity	1/2" - 4" Conduit (5" and 6" with optional foam pistons) see page 142
Power Source	120 VAC
Weight	50 lbs. (22.7 kg)
Air Flow	120 cfm
Pressure	Will lift 110" (2794 mm) of water

Fishing

USA

Tel: 800.435.0786
Fax: 800.451.2632

CANADA

Tel: 800.435.0786
Fax: 800.524.2853

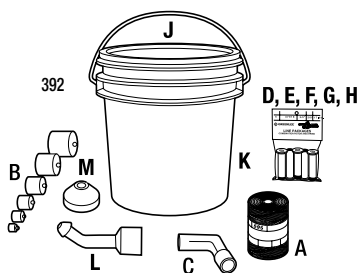
INTERNATIONAL

Tel: +1.815.397.7070
Fax: +1.815.397.9247

Li'l Fisher[®] 390 Power Fishing System



390



CAT. NO. UPC NO. DESCRIPTION

390	38594	Li'l Fisher Vacuum/Blower Power Fishing System - Includes only unit and 38624 hose
392	39051	A Power Fishing System Accessory Kit- Includes all items below

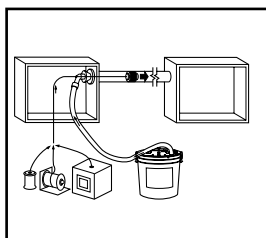
392 / 39051 ACCESSORY KIT INCLUDES:

KEY	CAT. NO.	UPC NO.	DESCRIPTION	QTY.
A	595	32433	Fish Line – 85 lbs. (378 N) pulling strength; 2,150' (655 m) long	1
B	*		Piston for 1/2" Conduit	1
B	*		Piston for 3/4" Conduit	1
B	*		Piston for 1" Conduit	1
B	*		Piston for 1-1/4" Conduit	1
B	*		Piston for 1-1/2" Conduit	1
B	613	16511	Piston for 2" Conduit	1
C	23360	23360	Adapter Nozzle for Measuring Tape	1
D	37917-10	06274	1/2" Conduit x 150' (46 m) Line Pkg.	10
E	37918-5	06275	3/4" Conduit x 200" (91 m) Line Pkg.	5
F	37920-5	06277	3/4" Conduit x 450' (137 m) Line Pkg.	5
G	37921-5	06278	1" Conduit x 200' (61 m) Line Pkg.	5
H	37923-5	06280	1" Conduit x 450' (137 m) Line Pkg.	5
J	39063	39063	Accessory Container Lid	1
K	54284	54284	Accessory Container	1
L	25646	25646	1/2"-1" Cone adapter	1
M	25644	25644	1-1/4"-2-1/2" Cone adapter	1

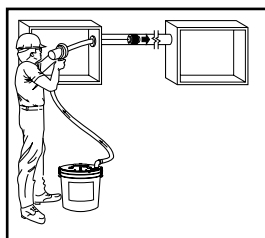
*See page 142 for replacement conduit pistons.

SPECIFICATIONS

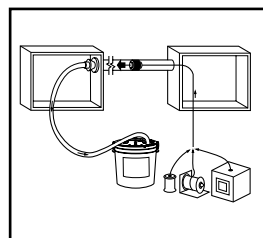
Capacity	1/2"-2" conduit with optional Accessory Kit (2-1/2"-4" with optional foam pistons) Liquid Capacity- 1.75 gal. (6.5 l) Use 690 Power Fishing System for greater liquid capacity requirements
Power Source	120 VAC, 1/2 H.P.
Weight	390-19 lbs. (8.6 kg)
Air Flow	101.2 cfm (2.83 cMm)
Vacuum Lift	137.1" (3482 mm) of Water



Blowing a piston through conduit using 390 Li'l Fisher[™] Power Fishing System. Can be used with fish line, poly line or measuring tape.



Blowing a piston through conduit using 390 Li'l Fisher[™] Power Fishing System using 691 Blow Gun with 595 Mighty Mouser[®] Fish Line.



Vacuuming a piston through conduit using 390 Li'l Fisher[™] Power Fishing System. Can be used with fish line, poly line or measuring tape.

Fishing

INTERNATIONAL

Tel: +1.815.397.7070
Fax: +1.815.397.9247

CANADA

Tel: 800.435.0786
Fax: 800.524.2853

USA

Tel: 800.435.0786
Fax: 800.451.2632

Portable Blower Power Fishing System



- Powerful, will blow line or measuring tape in up to 6" conduit.
- Portable, lightweight blower has shoulder strap to make it easy to carry and allow the operator to have both hands free.
- Efficient, includes the Mighty Mouser® blow gun for fast, easy line blowing.

CAT. NO.	UPC NO.	DESCRIPTION
591	32432	Portable Blower Power Fishing System
618	16517	A Piston for 5" Conduit
619	16951	A Piston for 6" Conduit
16646	16646	A Adapter for 5" - 6" conduit

SPECIFICATIONS

Capacity	1/2" - 4" Conduit (5" and 6" with optional foam pistons)
Power Source	120 VAC 20 Amp
Weight	34 lbs. (15.2 kg)

*See next page for parts list.

Mighty Mouser® Blow Gun Kit



- This compact, self-contained Lexan® thermoplastic blow gun holds a 2,150' (655 m) package of 85 lb. (378 N) breaking strength fish line.
- Compact self-contained unit leaves one hand free for more efficient operation.
- Mighty Mouser® Blow Gun and Accessories all fit into a compact sturdy metal case.

CAT. NO.	UPC NO.	DESCRIPTION
592	32565	Mighty Mouser® Blow Gun Kit for 1/2" - 4" Conduit in metal box
691	32095	R Mighty Mouser Blow Gun (only)
595	32433	A Fish Line - 85 lbs. (378 N) pulling strength; 2,150' (655 m) long
618	16517	A Piston for 5" Conduit
619	16951	A Piston for 6" Conduit
16646	16646	A Adapter for 5" - 6" conduit

SPECIFICATIONS

Capacity	1/2"- 4" conduit, through 6" with additional optional accessories
Power Source	Use with blower power fishing systems
Weight	592-20 lbs. (9 kg) 691-1.7 lbs.(0.8 kg)

*See next page for parts list.

Fishing

USA

Tel: 800.435.0786
Fax: 800.451.2632

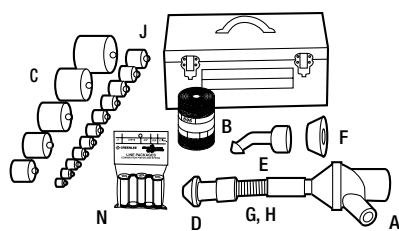
CANADA

Tel: 800.435.0786
Fax: 800.524.2853

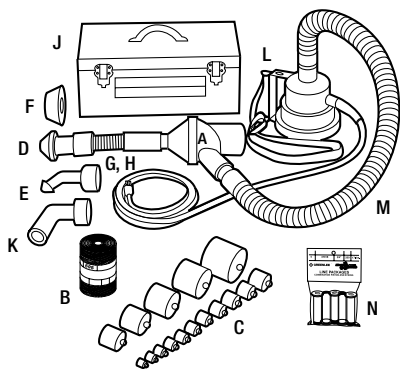
INTERNATIONAL

Tel: +1.815.397.7070
Fax: +1.815.397.9247

Parts List for Models 591 and 592



592 Mighty Mouser® Blow Gun Kit



591 Portable Blower Power Fishing System

KEY	CAT. NO.	UPC NO.	DESCRIPTION	592	591
A	691	32095	Mighty Mouser® Blow Gun	1	1
B	595	32433	Fish Line – 85 lbs. (378N) pulling strength; 2,150' (655 m) long	1	1
C	*		Piston set for 1/2"-4" conduit (EMT & Rigid)		
D	25644	25644	Adapter Cone 1-1/4"-2-1/2" Conduit	1	1
E	25646	25646	Adapter Cone 1/2"-1" Conduit	1	1
F	25645	25645	Adapter Cone 3"-4" Conduit		1
G	32104	32104	Flexible Hose 1-1/2" dia. x 1' (38.1 mm x 305 mm)	1	1
H	33451	33451	Hose Clamp	1	1
J	32662	32662	Storage Box	1	1
K	23360	23360	Adapter Nozzle for Tape and Line		1
L	590	32422	Portable Blower		1
M	32431	32431	Flexible Hose 1-1/2" x 4' (38.1 mm x 1.2 m)		1
N	37917-10	06274	1/2" Conduit x 150' (46 m) Line Pkg.	10	10
N	37918-5	06275	3/4" Conduit x 200' (61 m) Line Pkg.	5	5
N	37920-5	06277	3/4" Conduit x 450' (137 m) Line Pkg.	5	5
N	37921-5	06278	1" Conduit x 200' (61 m) Line Pkg.	5	5
N	37923-5	06280	1" Conduit x 450' (137 m) Line Pkg.	5	5

*See below

Conduit Pistons



- Use with blower or vacuum power fishing system to pioneer the line through the conduit run.
- Flexible foam body for an air-tight seal.
- Color-coded end disk with embossed size markings for fast, easy selection.
- Strong steel center rod with loops on both ends.
- Pistons available for all types and sizes of conduit 1/2" through 6".

INDIVIDUAL PISTONS

CAT. NO.	UPC NO.	PACKAGE	CONDUIT SIZE	CONDUIT TYPE	COLOR
608-5	08263	POP	1/2"	All	Green
608	11038	Bulk	1/2"	All	Green
609-5	08264	POP	3/4"	All	Green
609	11039	Bulk	3/4"	All	Green
610-5	08265	POP	1"	All	Green
610	11040	Bulk	1"	All	Green
611-3	08266	POP	1-1/4"	All	Green
611	11041	Bulk	1-1/4"	All	Green
612-2	08267	POP	1-1/2"	All	Green
612	11042	Bulk	1-1/2"	All	Green
613	16511		2"	All	Green
614	16512		2-1/2"	IMC, Rigid	Green
621	19107		2-1/2"	EMT	Yellow
615	16513		3"	IMC, Rigid	Green
622	19109		3"	EMT	Yellow
616	16514		3-1/2"	IMC, Rigid	Green
646	24326		3-1/2"	EMT	Yellow
617	16515		4"	IMC, Rigid	Green
623	19110		4"	EMT	Yellow
618	16517		5"	All	Green
619	16951		6"	All	Green

PISTON SETS

CAT. NO.	UPC NO.	CONDUIT SIZES AND TYPE
S2613	26777	1/2", 3/4", 1", 1-1/4", 1-1/2" and 2" EMT, IMC and Rigid
34317	34317	2-1/2", 3", 3-1/2" and 4" EMT

Fishing

INTERNATIONAL

Tel: +1.815.397.7070
Fax: +1.815.397.9247

CANADA

Tel: 800.435.0786
Fax: 800.524.2853

USA

Tel: 800.435.0786
Fax: 800.451.2632

Fish Line



- Strong, lightweight nylon.
- 595 – Center feed for fast payout without tangling. Use with Mighty Mouser® blow gun.
- 604, 605, 606 and 607 – Specially wound to payout fast from outside without tangles.
- Mildew-resistant, can be pulled into the run with the wire to provide a means to add wires later.

CAT. NO.	UPC NO.	STRENGTH		LENGTH	
		LBS.	N	FT	m
595	32433	85	378	2150	655
604	23368	85	378	2200	670
605	16504	45	200	2750	838
606	16505	72	320	1700	517
607	16506	90	400	1350	411

Line Packages

- Combination piston and string all in one.
- Blow or vacuum through, leaving a lightweight line strong enough to pull a rope.
- 17 lb. breaking strength.



CONDUIT SIZE	LENGTH		COLOR	BOXED			BAGGED		
	FT.	m		CAT. NO.	UPC NO.	PER BOX	QTY. CAT. NO.	UPC NO.	QTY. PER BAG
1/2"	150	46	Red	—	—	—	37917-10	06274	10
3/4"	300	91	Yellow	37909-25	06265	25	37919-5	06276	5
3/4"	450	137	Yellow	37910-25	06266	25	37920-5	06277	5
1"	300	91	White	37912-25	06268	25	37922-5	06279	5
1"	450	137	White	37913-25	06269	25	37923-5	06280	5

Poly Line



430

430-500 Poly Line →

- Ready-to-use, pre-punched hole in lid with resealable cap.
- Use with power fishing systems directly from the container.
- Resists tangling when dispensing.
- Rot and mildew resistant.
- Handy reusable plastic dispenser pail with handle keeps the line dry.
- Use to pull rope through conduit.

CAT. NO.	UPC NO.	DESCRIPTION
430	21481	Poly Line 6500' (1981 m), Green Tracer
430-500	12598	Poly Line 500' (152 m), Green Tracer
431	21482	Poly Line 5200' (1585 m), Yellow Tracer
37959	37959	Poly Line 2200' (670 m), Red Tracer

SPECIFICATIONS

Capacity	430 and 430-500 - 210 lbs. (934 N) average breaking strength
	431 - 240 lbs. (1 kN) average breaking strength
	37959 - 500 lbs. (2.2 kN) average breaking strength
Weight	430 - 11 lbs. (5 kg)
	430-500 - 1 lb. (0.5 kg)
	431 - 12 lbs. (5.4 kg)
	37959 - 12 lbs. (5.4 kg)

Fishing

USA

Tel: 800.435.0786
Fax: 800.451.2632

CANADA

Tel: 800.435.0786
Fax: 800.524.2853

INTERNATIONAL

Tel: +1.815.397.7070
Fax: +1.815.397.9247



MEASURING TAPES

High-Strength Polyaramid Measuring/Pulling Tapes



- Pull small cables or install pull rope for large cable pulling jobs.
- Made of Polyaramid (equivalent to Kevlar[®]), will not rot or deteriorate. Can be left in ducts indefinitely for future use.
- Low stretch properties make measurements accurate.
- Printed measurements every foot from zero to 3000' (914 m).
- Use 406 Dispenser (see page 165).

CAT. NO.	UPC NO.	DESCRIPTION
39243	39243	Conduit Measuring Tape 1/4" x 3000' (6.4 mm x 914 m)
39244	39244	Conduit Measuring Tape 3/8" x 3000' (9.5 mm x 914 m)
39245	39245	Conduit Measuring Tape 1/2" x 3000' (12.7 mm x 914 m)

SPECIFICATIONS

Cat. No.	Average Breaking Strength	Length	Weight
39243	1250 lbs. (5.56 kN)	3000' (914 m)	10.5 lbs. (4.8 kg)
39244	1800 lbs. (8.01 kN)	3000' (914 m)	14.5 lbs. (6.6 kg)
39245	2500 lbs. (11.12 kN)	3000' (914 m)	18 lbs. (8.2 kg)

* Kevlar is a registered trademark of E. I. DuPont, Inc.

High-Strength Polyester Measuring/Pulling Tapes



- Durable and stretch-resistant tape for easily pulling and installing wire and fiber optic cables within PVC and HDPE ducts.
- Factory-lubricated to reduce burn-through in innerduct.
- Easy-to-read footage markings for quick and accurate measurements.
- Available in various tensile strengths for use in any application.

CAT. NO.	UPC NO.	DESCRIPTION
4435	10445	Polyester Measure/Pulling Tape 1/2" x 3,000' (12.7 mm x 914m)
4436	10446	Polyester Measure/Pulling Tape 5/8" x 3,000' (15.9 mm x 914m)
4437	10447	Polyester Measure/Pulling Tape 3/4" x 3,000' (19.1 mm x 914m)

SPECIFICATIONS

Cat. No.	Average Breaking Strength	Length	Weight
4435	1250 lbs. (5.56 kN)	3000' (914 m)	23.6 lbs. (10.7 kg)
4436	1800 lbs. (8.01 kN)	3000' (914 m)	31.2 lbs. (14.2 kg)
4437	2500 lbs. (11.12 kN)	3000' (914 m)	39.4 lbs. (17.9 kg)



Polyester Measuring Tape and Dispenser



435 Measuring Tape shown on 434 Dispenser - sold separately.

- Fish and measure conduit runs in one operation.
- Permanently printed measurements every foot from zero to 3000' (914 m).
- Made of strong, waterproof polyester.
- Pay-out dispenser has anti-skid pads, handle and built-in cutter.

CAT. NO.	UPC NO.	DESCRIPTION
435	21562	Conduit Measuring Tape 3/16" x 3000' (4.8 mm x 914 m)
434	21875	Pay-Out Dispenser for 435 Conduit Measuring Tape

SPECIFICATIONS

Size	3000' (914 m)
Capacity	170 lbs. (756 kN) average breaking strength
Weight	435: 4.4 lbs. (2.0 kg), 434: 3.5 lbs. (1.6 kg)

Fishing

INTERNATIONAL

Tel: +1.815.397.7070
Fax: +1.815.397.9247

CANADA

Tel: 800.435.0786
Fax: 800.524.2853

USA

Tel: 800.435.0786
Fax: 800.451.2632

Cable Pulling

Greenlee offers high-quality and durable cable pulling equipment designed to get the job done. From simple, straight shots to pulls with multiple bends and offsets, having Greenlee's cable pullers on the jobsite is a sure way to make your job faster, safer and easier in any application.

Contents

Cable Feeders	146
Lubrication Systems	147
Cable Tuggers	148
Tugger Accessories	158
Sheaves	160
Cable Tray Accessories	164
Rope	166
Lubricants	167
Swabs, Brushes, Mandrels & Swivels	169
Grips	172



GREENLEE®
A Textron Company

MADE FOR THE TRADE!™



ULTRA FEEDER

Ultra Cable Feeder[™]



- Feeds cable at variable speeds to match the speed of cable puller.
- Accommodates cable ranging in size up to 3.5" (88.9 mm) in diameter.
- Now with new tires for improved traction with low friction cables.
- Sets up easily and can be operated by just one person.
- Dual motors drive each wheel for traction on both sides of the cable.
- Comes with pendant and toggle switch. An optional foot switch is available to control feeding.
- Two cable loading methods: top-loading and end-loading.
- Patented.

CAT. NO.	UPC NO.	DESCRIPTION
----------	---------	-------------

6810	05564	Ultra Cable Feeder with Hand Switch 120V
IN 6810-22	12293	Ultra Cable Feeder with Hand Switch 220V
445	24821	A Foot Switch
05645	05645	B Tee (included)

SPECIFICATIONS

Power Supply	115 VAC, 15 amps, 60 Hz 230 VAC, 8 amps, 50/0 Hz								
Speed	4-36 feet per minute (1.2-11 meters per minute)								
Maximum Tractive Force	Single Cable: 200 lbs. (.9 kN) All Cables: 800 lbs. (3.5 kN)								
Cable Capacity	<table border="1"> <thead> <tr> <th>Quantity</th> <th>Size</th> </tr> </thead> <tbody> <tr> <td>8 x</td> <td>250 MCM (120 mm²)</td> </tr> <tr> <td>6 x</td> <td>500 MCM (240 mm²)</td> </tr> <tr> <td>5 x</td> <td>750 MCM (300 mm²)</td> </tr> </tbody> </table>	Quantity	Size	8 x	250 MCM (120 mm ²)	6 x	500 MCM (240 mm ²)	5 x	750 MCM (300 mm ²)
Quantity	Size								
8 x	250 MCM (120 mm ²)								
6 x	500 MCM (240 mm ²)								
5 x	750 MCM (300 mm ²)								
Reel Weight Capacity	25,000 lbs. total (11,300 kg)								
Size	41" long x 27.5" wide x 37.5" high (1040 mm x 699 mm x 953 mm)								
Weight	285 lbs. (130 kg)								
Tire Pressure	50psi (2.4 bar)								

Cable Pulling

INTERNATIONAL

Tel: +1.815.397.7070
Fax: +1.815.397.9247

CANADA

Tel: 800.435.0786
Fax: 800.524.2853

USA

Tel: 800.435.0786
Fax: 800.451.2632

UG5 Ultra GLIDER™ Cable Pulling Lubrication System



The Greenlee UG5 Ultra Glider™ is the “new way” to effectively apply cable lube during cable installation. The Ultra GLIDER™ has several advantages over the manual method used by most contractors today.

- Applies lube more evenly around the cable and more consistently than can be done by hand. This reduces the force required by the cable puller and reduces the chance for damage to the cable.
- During a cable pull, the person feeding the cable usually can also operate the Ultra GLIDER™, which reduces the need for one person on the job.
- Eliminates the need for a person to place their hands near the point where the cable enters the conduit or duct.
- Eliminates the mess and slippery surfaces associated with manual cable lubrication.
- Applicators clean easily with water. Power unit and hose do not require cleaning between jobs.
- 3 pump speeds make it easy to match the lube rate to the needs of the pull.

SPECIFICATIONS

Dimensions	Depth: 17" (0.43 m) Width: 18" (0.45 m) Height: 39" (1 m)
Weight	24 lbs. (11 kg)
Wheel Diameter	8" (20 cm)
Hose length	10' (3 m)
Battery (12V unit only)	Type: Sealed lead acid rechargeable battery DC output: 12-Volt Weight: 14.5 lbs. (6.6kg) Battery Life: Three to four 5 gallon buckets per charge
Motor (120V unit only)	AC output: 120-Volt Amps: 6 Amps

CAT. NO.	UPC NO.	DESCRIPTION
UG511S	10353	ULTRA-GLIDER 120V with UGSAK slip-in applicator kit
UG511T	10355	ULTRA-GLIDER 120V with UGTAK threaded applicator kit
UG511ST	10356	ULTRA-GLIDER 120V including slip-in applicator kit UGSAK & threaded applicator kit UGTAK
UG512S	10357	ULTRA-GLIDER 12V with UGSAK slip-in applicator kit
UG512T	10359	ULTRA-GLIDER 12V with UGTAK threaded applicator kit
UG512ST	10360	ULTRA-GLIDER 12V including slip-in applicator kit UGSAK & threaded applicator kit UGTAK
UG511	10354	ULTRA-GLIDER 120V ASSEMBLY without applicators
UG512	10358	ULTRA-GLIDER 12V ASSEMBLY without applicators
UGSAK	10252	Slip-In Applicator Kit (Includes 2", 2-1/2", 3", 3-1/2" and 4" applicators with case)
UGTAK	10253	Threaded Applicator Kit (Includes 2", 2-1/2", 3", 3-1/2" and 4" applicators with case)
UGSA150	10287	A 1-1/2" Slip-In Applicator Assembly
UGSA200	10289	A 2" Slip-In Applicator Assembly
UGSA250	10291	A 2-1/2" Slip-In Applicator Assembly
UGSA300	10293	A 3" Slip-In Applicator Assembly
UGSA350	10295	A 3-1/2" Slip-In Applicator Assembly
UGSA400	10297	A 4" Slip-In Applicator Assembly
UGSA500	10304	A 5" Slip-In Applicator Assembly
UGSA600	10311	A 6" Slip-In Applicator Assembly
UGTA075	10284	A 3/4" Threaded Applicator Assembly
UGTA100	10285	A 1" Threaded Applicator Assembly
UGTA125	10286	A 1-1/4" Threaded Applicator Assembly
UGTA150	10278	A 1-1/2" Threaded Applicator Assembly
UGTA200	10279	A 2" Threaded Applicator Assembly
UGTA250	10280	A 2-1/2" Threaded Applicator Assembly
UGTA300	10281	A 3" Threaded Applicator Assembly
UGTA350	10282	A 3-1/2" Threaded Applicator Assembly
UGTA400	10283	A 4" Threaded Applicator Assembly
12656	12656	A 20' Extension Hose (MAXIMUM EXTENSION IS 20')

Cable Pulling

USA

Tel: 800.435.0786
Fax: 800.451.2632

CANADA

Tel: 800.435.0786
Fax: 800.524.2853

INTERNATIONAL

Tel: +1.815.397.7070
Fax: +1.815.397.9247



CABLE PULLERS

Cable Puller Selection Guide

CAT. NO.	DESCRIPTION	PAGE NO.	PULLING FORCE			SPEED						POWER	REQUIRED ROPE	
			CONTINUOUS	MAXIMUM	WEIGHT	NO LOAD	800 LBS	2000 LBS	4000 LBS	5000 LBS	6000 LBS			8000 LBS
6800	Ultra Tugger™ 8 Power Cable Puller	152	6500 lbs.	8000 lbs.	86 lbs.	9 fpm		3.0 fpm	7.5 fpm		7.0 fpm	6.0 fpm	1-1/2 HP electric	7/8" double braid
6501	Ultra Tugger™ 5 Power Cable Puller	153	4000 lbs.	5000 lbs.	84 lbs.	14.5 fpm			11.0 fpm	9.5 fpm			1-1/2 HP electric	3/4" double braid
6001	Super Tugger® Power Cable Puller	154	4500 lbs.	6500 lbs.	108 lbs.	16.5 fpm		11.0 fpm	7.5 fpm	6.0 fpm			1-1/2 HP electric	3/4" double braid
UT4	Ultra Tugger® 4 Power Cable Puller	155	3000 lbs.	4000 lbs.	175 lbs.	26/13 fpm		20.0 fpm	10.0 fpm				1-1/4 HP electric	9/16" double braid
UT2	Ultra Tugger® 2 Power Cable Puller	156	2000 lbs.	2000 lbs.	67 lbs.	73/41 fpm	36.0 fpm	22.0 fpm					1 HP electric	9/16" double braid
766	Hand Crank Wire Puller	157		1500 lbs.	35 lbs.									†

† - 766 comes with 200 ft. of aircraft-type steel swaged cable.



6800



6501



6001



UT4



UT2



766

Cable Pulling

INTERNATIONAL

Tel: +1.815.397.7070
Fax: +1.815.397.9247

CANADA

Tel: 800.435.0786
Fax: 800.524.2853

USA

Tel: 800.435.0786
Fax: 800.451.2632

Cable Puller Set-Up (UT8, UT5, 6001)



The Versi-Boom™ Plus System can reach into a man-hole, yet allow the operator to run the puller from above.

The equipment used is included in 6805A, 6805A-22, 6805B, 6805B-22, 6505, 6505-22 and 6005.



Operator is making an upward pull from the box using the puller and Versi-Boom System attached to the mobile carriage.

The equipment used is included in packages 6805A, 6805A-22, 6805B, 6805B-22, 6505, 6505-22, 6503, 6005 and 6004. Rope is not included.



Operator is making a downward pull from the box using the puller with the chain mount (or vise chain unit) mounted onto the conduit.

The equipment used is included in packages 6801, 6501, 6501-22, 6005, 6004, 6001 and 6001-22. Rope is not included.



Operator is making an upward pull from the box using the puller and Versi-Boom System attached to the "T" stand.

The "T" stand is an optional accessory for use with the 6803, 6803B, 6805A, 6805B, 6805A-22, 6805B-22, 6503, 6505 and 6505-22. Rope is not included.



Operator is making a downward pull from the box using the puller with the floor mount anchored to the floor.

The equipment used is included in packages 6805A, 6805A-22, 6805B, 6805B-22, 6802, 6802-22, 6800, 6800-22, 6505, 6505-22, 6005 and 6004. Rope is not included.



Operator is making an upward pull from the box using the puller and Versi-Boom Plus System attached to the mobile carriage.

The equipment used is included in packages 6805A, 6805A-22, 6805B, 6805B-22, 6505, 6505-22, and 6005. Rope is not included.

Cable Pulling

USA

Tel: 800.435.0786
Fax: 800.451.2632

CANADA

Tel: 800.435.0786
Fax: 800.524.2853


INTERNATIONAL

Tel: +1.815.397.7070
Fax: +1.815.397.9247

Package Components

Cable Pulling

Cat. No.	UPC No.	Description	Ultra Tugger 8 - 8,000 lb						Ultra Tugger 5 - 5,000 lb								
			110 VAC			220 VAC			110 VAC			220 VAC					
			6800	6801	6803	6803B	6805A	6805B	6800-22	6805A-22	6805B-22	6500	6501	6503	6505	6500-22	6501-22
08000	08000	Ultra Tugger 8 w/ force gauge 120 VAC 60 Hz	✓	✓	✓	✓	✓	✓									
UT8-22	07924	Ultra Tugger 8 w/ force gauge 220 VAC 50 Hz							✓	✓	✓						
15000	15000	Ultra Tugger 5 w/ force gauge 120 VAC 60 Hz										✓	✓	✓	✓		
UT5-22	07924	Ultra Tugger 5 w/ force gauge 120 VAC 60 Hz													✓	✓	✓
00865	00865	Floor Mount	✓					✓	✓	✓	✓			✓	✓		✓
02846	02846	Chain Mount		✓								✓			✓		
00870	00870	Wheeled Carriage			✓	✓	✓	✓		✓	✓		✓	✓			✓
00871	00871	Boom Mount			✓	✓	✓	✓		✓	✓		✓	✓			✓
00864	00864	Nose Unit			✓	✓	✓	✓		✓	✓		✓	✓			✓
00863	00863	Elbow Unit					✓	✓		✓	✓			✓			✓
00835	00835	3' (.9 m) Boom Tube					✓	✓		✓	✓			✓			✓
00791	00791	4' (1.2 m) Boom Tube			✓	✓	✓	✓		✓	✓			✓			✓
00781	00781	2-1/2" Screw-On Coupling			✓	✓	✓	✓		✓	✓			✓			✓
00782	00782	3" Screw-On Coupling			✓	✓	✓	✓		✓	✓			✓			✓
00784	00784	4" Screw-On Coupling			✓	✓	✓	✓		✓	✓			✓			✓
00799	00799	Adapter for Screw-On Coupling			✓	✓	✓	✓		✓	✓			✓			✓
00804	00804	2-1/2" Slip-In Coupling			✓	✓	✓	✓		✓	✓			✓			✓
00811	00811	3" Slip-In Coupling			✓	✓	✓	✓		✓	✓			✓			✓
00820	00820	4" Slip-In Coupling			✓	✓	✓	✓		✓	✓			✓			✓
11152	11152	Storage Trays (2)			✓	✓	✓	✓		✓	✓			✓			✓
3048	23362	Storage Box				✓		✓		✓							
603	23405	Casters				✓		✓		✓							



INTERNATIONAL

Tel: +1.815.397.7070
Fax: +1.815.397.9247

CANADA


Tel: 800.435.0786
Fax: 800.524.2853

USA

Tel: 800.435.0786
Fax: 800.451.2632

Package Components


		Super Tugger - 6,500 lb				
		110 VAC			220 VAC	
Cat. No.	UPC No.	Description	6001	6004	6005	6001-22
6001	29627	Cable Puller w/Force Gauge 120 VAC, 60 Hz	✓	✓	✓	
6001-22	31466	Cable Puller w/Force Gauge 220 VAC, 50 Hz				✓
UT4	21552	4,000 lb. Cable Puller, 120 VAC, 60 Hz				
6037	35605	Floor Mount		✓	✓	
29631	29631	Vise Chains	✓	✓	✓	✓
11230	11230	Wheeled Carriage		✓	✓	
11145	11145	Boom Mount		✓	✓	
00791	00791	4' (1.2 m) Boom Tube		✓	✓	
00864	00864	Nose Unit		✓	✓	
00863	00863	Elbow Unit			✓	
00835	00835	3' (.9 m) Boom Tube			✓	
03661	03661	2" Screw-On Coupling				
00781	00781	2-1/2" Screw-On Coupling		✓	✓	
00782	00782	3" Screw-On Coupling		✓	✓	
00783	00783	3-1/2" Screw-On Coupling		✓	✓	
00784	00784	4" Screw-On Coupling		✓	✓	
00799	00799	Adapter for Screw-On Coupling		✓	✓	
00804	00804	2-1/2" Slip-In Coupling		✓	✓	
00811	00811	3" Slip-In Coupling		✓	✓	
00815	00815	3-1/2" Slip-In Coupling		✓	✓	
00820	00820	4" Slip-In Coupling		✓	✓	
11152	11152	Storage Trays (2)		✓	✓	
651	15325	12" Hook Sheave				



Ultra Tugger® 8 (UT8) Cable Puller: 8000 lb. (35.8kN) rated



6805A



6803

6800

6801

- 8,000 (35.8 kN) lbs. pulling force.
- Pulling speed ranges from 9 fpm at 2,000 lbs. to 6 fpm at 8,000 lbs.
- Mobile Versi-Boom™ system provides fast set-up with no anchors to set or chains to mount.
- Boom uses 3" rigid steel conduit for easy length adjustment to pull 10 to 20 feet (3 to 6 m) of cable out of the box fast and easy.
- Direct gear drive
- Easy to move around jobsite with mobile carriage.
- Patented

CAT. NO.	UPC NO.	DESCRIPTION
6800	00985	Ultra Tugger 8 Cable Puller with Standard Force Gauge, and Floor Mount
6800-22	03196	Same as 6800, except 220 VAC 50 Hz
6801	00986	Ultra Tugger 8 Cable Puller with Standard Force Gauge, and Conduit Chain Mount
6803	12824	Ultra Tugger 8 Cable Puller Basic Package. Includes standard force gauge, wheeled carriage, 4 ft. (1.2 m) boom, boom mount and nose unit, 2-1/2", 3" and 4" slip-in couplings, 2-1/2", 3" and 4" screw-on couplings. Rope and storage box are optional.
6803B	12133	Same as 6803 plus 3048 Storage Box and 603 Casters
6805A	02565	Ultra Tugger 8 Cable Puller Deluxe Package. Same as 6503 plus 3-ft. (.9 m) boom, elbow unit and floor mount. Rope and storage box are optional.
6805B	12131	Same as 6805A plus 3048 Storage Box and 603 Casters
6805A-22	03201	Same as 6805A, except 220 VAC 50 Hz
6805B-22	12132	Same as 6805A-22 plus 3048 Storage Box and 603 Casters
00967	00967	A Deluxe Force Gauge (see page 158)
445	24821	A Foot Switch (see page 159)
00867	00867	A "T" Stand
00815	00815	A 3-1/2" Slip-in Coupling
00783	00783	A 3-1/2" Screw-on Coupling
654	34362	A Rope Stand
34136	34136	A Pull Rope 7/8" x 300' (22.2 mm x 91 m)
34137	34137	A Pull Rope 7/8" x 600' (22.2 mm x 182 m)
34138	34138	A Pull Rope 7/8" x 1,200' (22.2 mm x 365 m)

SPECIFICATIONS

Pulling Force	Maximum: 8,000 lbs. (35.8 kN) Continuous: 6,500 lbs. (28.9 kN)
Dimensions	Length: 11.5" (292 mm) Width: 26" (660 mm)
Height	120V models: 6.75" (172 mm) 220V models: 10.0" (254 mm)
Weight	86 lbs. (39 kg) (08000 only)
Pulling Speed – Feet (Meters) Per Minute	No Load: 9 fpm (2.7 mpm) At 2000 lbs. (0.9 kN): 8 fpm (2.4 mpm) At 4000 lbs. (1.8 kN): 7.5 fpm (2.3 mpm) At 6000 lbs. (2.7 kN): 7 fpm (2.1 mpm) At 8000 lbs. (3.6 kN): 6 fpm (1.8 mpm)
Drive Motor	1-1/2 HP (1.1 kW)
Power	8000, 6800, 6801, 6803, 6803B, 6805A, 6805B = 120 VAC 60Hz 20A
Requirements	UT8-22, 6800-22, 6805A-22, 6805B-22 = 220 VAC 50Hz
Required Rope	7/8" diameter (22.2 mm); Double-Braided Polyester Composite – Rated at 32,000 lbs. (142 kN) minimum breaking strength

NOTE: Rope is a very critical link in the cable pulling system. See page 166 for proper pulling rope selection.

*See page 150 for UT8 component list

Ultra Tugger® 5 (UT5) Cable Puller: 5,000 lb. (22.2kN) Rated



6505



6503

6501

- 5,000 lbs. (22.3 kN) pulling force, enough power to pull most 500 kcmil (240 mm²) jobs of 500 feet (152 m) or less.
- Pull speed range of 9 to 14 fpm (2.7 to 4.3 mpm) will complete most 500 ft. (152 m) pulls in 1 hour or less.
- Mobile Versi-Boom™ system provides fast setup with no anchors to set or chains to mount.
- Boom uses 3" rigid steel conduit for easy length adjustment to pull 10 to 20 feet (3 to 6 m) of cable out of the box fast and easy.
- Use 6501 Ultra Tugger 5,000 lb. (22.3 kN) capacity cable puller power unit with current 6805A Ultra Tugger wheeled carriage and boom to pull cable faster.
- Patented.

CAT. NO.	UPC NO.	DESCRIPTION
Ⓢ 6500	12822	Ultra Tugger® 5 Cable Puller Power Unit only with standard force gauge and floor mount
Ⓢ 6501	11221	Ultra Tugger® 5 Cable Puller Power Unit with standard force gauge and chain mount and vise chains
Ⓢ 6501-22	19232	Same as 6505, except 220 VAC 50 Hz
Ⓢ 6503	11222	Ultra Tugger® 5 Cable Puller Basic Package. Includes standard force gauge, wheeled carriage, 4 ft. (1.2 m) boom, boom mount and nose unit, 2-1/2", 3" and 4" slip-in couplings, 2-1/2", 3" and 4" screw-on couplings. Rope and storage box are optional.
Ⓢ 6505	11223	Ultra Tugger® 5 Cable Puller Deluxe Package. Same as 6503 plus 3-ft. (.9 m) boom, elbow unit and floor mount. Rope and storage box are optional.
Ⓢ 6505-22	32743	Same as 6505, except 220 VAC 50 Hz
00967	00967	A Deluxe Force Gauge (See page 158)
445	24821	A Foot Switch (See page 159)
00867	00867	A "T" Stand
00815	00815	A 3-1/2" Slip-in Coupling
00783	00783	A 3-1/2" Screw-on Coupling
654	34362	A Rope Stand
3048	23362	A Storage Box
603	23405	A Casters – 2 Rigid, 2 Swivel
35098	35098	A Pull Rope, 3/4" x 300 ft. (19.1 mm x 91 m) Double-Braided Composite
35100	35100	A Pull Rope, 3/4" x 600' (19.1 mm x 182 m)
35101	35101	A Pull Rope, 3/4" x 1,200' (19.1 mm x 365 m)

SPECIFICATIONS

Pulling Force	Maximum: 5,000 lbs. (22.2 kN) Continuous: 4,000 lbs. (17.8 kN)
Dimensions	Length: 11.5" (292 mm) Width: 26" (660 mm) Height: 6.75" (172 mm)
Height	120V models: 6.75" (172 mm) 220V models: 10.0" (254 mm)
Weight	84 lbs. (38 kg) (15000 only)
Pulling Speed – Feet (Meters) Per Minute	No Load: 14.5 fpm (4.4 mpm) At 4000 lbs. (1.8 kN): 11 fpm (3.4 mpm) At 5000 lbs. (2.3 kN): 9.5 fpm (2.9 mpm)
Drive Motor	1-1/2 HP (1.1 kW)
Power	15000, 6501, 6503, 6505 – 120 VAC 60Hz 20A
Requirements	UT5-22, 6505-22 – 220 VAC 50Hz
Required Rope	3/4" (19.1 mm) Double-Braided Polyester Composite - Rated at 20,000 lb. (88.8 kN) minimum breaking strength

Rope is a very critical link in the cable pulling system. See page 166 for proper pulling rope selection.

*See page 150 for UT5 component list

N = NEW PRODUCT **R** = REPLACEMENT PART **A** = ACCESSORY

Cable Pulling

USA

Tel: 800.435.0786
Fax: 800.451.2632

CANADA

Tel: 800.435.0786
Fax: 800.524.2853

INTERNATIONAL

Tel: +1.815.397.7070
Fax: +1.815.397.9247



Super Tugger® Cable Puller: 6500 lb. (28.9 kN) rated



6005


- Pull up to 6,500 lbs. (28.9 kN) with less than 27 lbs. (120 N) of operator effort.
- Unique floor mounting attachment for quick, reliable setup.
- Leaf-type mounting chains won't twist when tightening.
- Heat-treated steel serrated gripper feet for secure mounting to conduit.
- Force Gauge included to constantly monitor the pull.
- Right-angle sheave allows the operator to stand out of the direct line of force.
- Audio alarm high force warning and circuit breaker shut off at maximum force for added safety.
- Tapered capstan and patented rope guidance system for better control of the rope when feeding onto the capstan.
- Patented.

CAT. NO. UPC NO. DESCRIPTION

	6001	29627	Super Tugger Cable Puller Power Unit, Includes force gauge and vise chains
	6001-22	31466	Same as 6001 except 220 VAC 50 HZ
	6004	56358	Super Tugger Complete Puller Package, Includes 6001 Super Tugger, Floor Mount, Mobile Carriage, Boom Mount, 4' Boom Tube, Nose Unit, 2 1/2", 3", 3 1/2", 4" Slip-in and Screw-On Couplings and Storage Trays
	6005	56359	Super Tugger Complete Puller Package, Includes 6001 Super Tugger, Floor Mount, Mobile Carriage, Boom Mount, 4' Boom Tube, Nose Unit, 3' Boom Tube, Elbow Unit, 2 1/2", 3", 3 1/2", 4" Slip-in and Screw-On Couplings and Storage Trays
	35098	35098	Double-Braided Composite Rope 3/4" × 300' (19.1 mm × 91 m)
	35100	35100	Double-Braided Composite Rope 3/4" × 600' (19.1 mm × 182 m)
	35101	35101	Double-Braided Composite Rope 3/4" × 1,200' (19.1 mm × 365 m)
	445	24821	Foot Switch (See page 159)
	3048	23362	Storage Box (See page 410)

SPECIFICATIONS

Pulling Force	Maximum: 6,500 lbs. (28.9 kN) Continuous: 4,500 lbs. (20 kN)
Dimensions	Length: 20-3/4" (527 mm) Width: 22-1/2" (572 mm) Height: 12" (305 mm)
Weight	6001, 6001-22: 108 lbs. (49 kg) 6003: 454 lbs. (206 kg) 6000, 6000-22: 550 lbs. (250 kg) 6006, 6006-22: 612 lbs. (278 kg)
Pulling Speed – Feet (Meters) Per Minute	No Load: 16.5 (5) At 2000 lbs.: (8.8 kN) – 11 (3.4) At 4000 lbs.: (17.9 kN) – 7.5 (2.3) At 6000 lbs.: (26.7 kN) – 6 (1.8)
Drive Motor	1-1/2 HP (1.1 kW)
Power Requirements	6001, 6004, 6005 – 120 VAC 16Hz 20A 6001-22 – 220 VAC 50Hz
Required Rope	3/4" (19.1 mm) Double-Braided Composite – Rated at 26,000 lbs. (115.6 kN)



6004




6001

NOTE: Rope is a very critical link in the cable pulling system. See page 166 for proper pulling rope selection.

Ultra Tugger® 4 (UT4) Cable Puller: 4,000 lb. (22.2kN) Rated

NEW



UT4



Connect for an upward pull



Connect for a downward pull



Connect at floor height



Optional 12' boom extension for high pulls



Optional floor mount

- Two pulling speeds to match the job.
- Quick Latch system attaches to the outside of threaded and unthreaded conduit without the need for adapters.
- Quick Set-Ups & Tear Downs- roll it to the job, adjust the boom and nose & attach it to the conduit.
- Boom extends to 8'. A 12' boom extension accessory is available.
- Integral foot operated on/off switch.
- Nose can be turned for up, down & side pulls.
- Rolls easily between job locations.
- Available floor mount accessory for use in tight spaces.
- Patented.

CAT. NO.	UPC NO.	DESCRIPTION
UT4	21552	4,000 lb. Cable Puller
10014	10014	A Floor Mount for UT4 Cable Puller
10015	10015	A 12' Long Extension Boom for UT4 Cable Puller
35283	35283	A Double-Braided Composite Rope 9/16" x 300' (14.3 mm x 91 m)
35284	35284	A Double-Braided Composite Rope 9/16" x 600' (14.3 x 182 m)
35285	35285	A Double-Braided Composite Rope 9/16" x 1,200 (14.3 mm x 365 m)
3048	23362	A Storage Box
2142	31651	A Storage Box (requires boom to be removed from puller)

SPECIFICATIONS

Maximum Pulling Force	High Speed 2,000 lbs. (909 kg) Low Speed 4,000 lbs. (1,818 kg)
Continuous Pulling Force:	Low Speed 3,000 lbs. (1,364 kg)
High Pulling Speeds:	No Load 26 fpm (8 mpm) 2,000 lbs. (909 kg) 20 fpm (6 mpm)
Low Pulling Speeds:	No Load 13 fpm (4 mpm) 2,000 lbs. (909 kg) 10 fpm (3 mpm)
*Pulling Rope:	9/16" diameter double braided composite (16,000 lbs. minimum breaking strength)
Conduit Size:	2" to 4"
Weight:	175 lbs. (80kg)
Drive Motor:	1-1/4 hp, 120 VAC, 60 Hz
Electrical Plug:	120 V, 15 Amp
Force Gauge:	Standard
Foot Switch:	Standard
Standard Boom Extension:	8' (2.4 m) maximum
Optional Long Boom Extension:	12' (3.6 m) maximum
Pulling Capability:	3 x 750 kmil cable 600' with 2 x 90° bends 4 x 350 kmil cable 400' with 4 x 90° bends 3 x 500 kmil cable 400' with 3 x 90° bends

* Greenlee recommends that only low stretch double braided composite rope be used with the UT4. High stretch ropes can release large amounts of energy should they break during use.

Cable Pulling

USA

Tel: 800.435.0786
Fax: 800.451.2632

CANADA

Tel: 800.435.0786
Fax: 800.524.2853

INTERNATIONAL

Tel: +1.815.397.7070
Fax: +1.815.397.9247



Ultra Tugger[®] 2 Cable Puller: 2000 lb. (8.8 kN) Rated

- Quick Latch System attaches to all conduit sizes with no loose parts.
- Adjustable elbow and extendable boom adjust easily to fit your job needs.
- Right Angle Sheave keeps operator out of direct line with the pulling rope.
- Dual Diameter capstan provides 2 pulling speeds.
- Cross Tube provides a solid base for setup and during pull.
- Integral Motor designed specifically for cable pulling applications.
- Circuit Breaker stops the puller motor if it becomes overloaded.
- Wheels provide easy movement around jobsite.



CAT. NO.	UPC NO.	DESCRIPTION
UT2	02010	2,000 LB. Cable Puller Unit
56362	56362	A Trailer hitch adapter (fits 2" receiver)
2448	23273	A Storage Box
455	23774	A 1/2" x 300' (12.7 mm x 91 m) Double Braided Rope
456	23777	A 1/2" x 600' (12.7 mm x 182 m) Double Braided Rope
445	24821	A Foot Switch (See page 159)

SPECIFICATIONS

Pulling Force	High Speed Capstan 1,000 lb. (455 kg) continuous Low Speed Capstan 2,000 lb. (909 kg) continuous
Drive Motor	120 VAC, 50/60 Hz, 12 Amps
Weight	67 lbs.
Pulling Speeds	High Speed Capstan No Load: 73 fpm (22 mpm) 500 lb. Load (227 kg) 36 fpm (11 mpm) 1,000 lb. Load (455 kg) 22 fpm (7 mpm) Low Speed Capstan No Load: 41 fpm (12 mpm) 1,000 lb. Load (455 kg) 36 fpm (11 mpm) 2,000 lb. Load (909 kg) 22 fpm (7 mpm)
Pulling Rope	1/2" polyester (10,000 lb. minimum breaking strength) *Greenlee recommends that only low stretch polyester rope be used with the UT2. High stretch ropes can release large amounts of energy should they break during use.
Conduit Size	1" or larger
Pulling Capabilities	3 x 500 kcmil cable 500' with 2 x 90° bends 3 x 500 kcmil cable 250' with 4 x 90° bends 8 x 4/0 AWG cable 300' with 3 x 90° bends




UP PULL



DOWN PULL



SIDE PULL



UT2

NOTE: Rope is a very critical link in the cable pulling system. See page 166 for proper pulling rope selection.

Hand Crank Wire Puller



- Pull up to 1500 lbs. (6.7 kN) with only 30 lbs. (133 N) of crank handle force.
- Two-speed ratchet winder for fast, efficient operation.
- Has 200' (61 m) of steel aircraft cable.
- Completely self-contained and ready to operate.

CAT. NO.	UPC NO.	DESCRIPTION
766	18202	Hand Crank Wire Puller
50954	50954	200' (61 m) spool of steel cable
13955	14568	Shear Pin
28280	28280	Crank Handle Assembly

SPECIFICATIONS

Pulling Force	Maximum - 1500 lbs. (6.6 kN)
Size	200' (61 m) pulling cable length
Weight	38 lbs. (17.2 kg)
Power	Manual - 2-Speed Hand Crank
Dimensions	Length - 52" (1.32 m) Width - 18" (457 mm) Height - 10" (254 mm)

11147 Ultra Tugger® 640/6001 Adapter Package

CAT. NO.	UPC NO.	DESCRIPTION
11147	11147	Ultra Tugger 640/6001 Adapter Package Includes wheeled carriage, 4 ft. (1.2 m) boom, boom adapter, nose unit, 2-1/2", 3" and 4" slip-in couplings and 2", 3" and 4" screw-on couplings
00863	00863	A Elbow Unit
00835	00835	A 3 ft. (.9 m) Boom
00815	00815	A Slip-in Coupling, 3-1/2"
00827	00827	A Slip-in Coupling, 5"
00781	00781	A Screw-on Coupling, 2-1/2"
00783	00783	A Screw-on Coupling, 3-1/2"
3048	23362	A Storage Box

- Adapt Greenlee 640 Tugger and 6001 Super Tugger to Ultra Tugger Wheeled Carriage and Boom for faster and easier cable puller setups.
- Wheeled carriage and boom provides fast setup with no anchors to set or chains to mount.
- Boom uses 3" rigid steel conduit for easy length adjustment to pull 10 feet (3m) of cable out of the box fast and easy.
- Optional Elbow Unit and Boom available to reach into manholes or pull up to 20 feet (6 m) of cable out of the box.
- Patent pending.

SPECIFICATIONS

Weight	198 lbs. (90 kg)
Length	91-1/2" (232 cm)
Width	27" (69 cm)
Height	38-1/2" (98 cm)
Use With	Greenlee 640 and 6001 Cable Pullers
Load Rating	6500 lbs. (28.9 kN)





TUGGER ACCESSORIES

Speed Booster (for UT8 and UT5)



- The Speed Booster increases the speed of the Tugger to pull approximately twice as fast as normal.
- For use with the Greenlee Ultra Tugger 5 and Ultra Tugger 8 cable pullers only.
- Increases productivity on lower force runs and during the initial phase of a high force pull.
- Automatically switches to low speed at 2,500 lbs. (11.1 kN) to protect the puller motor.
- Ultra Tugger adapter cord and plug included.

CAT. NO.	UPC NO.	DESCRIPTION
----------	---------	-------------

03561	03561	Ultra Tugger Speed Booster
04884	04884	Ultra Tugger Cord and Plug Kit

SPECIFICATIONS

Capacity	0 to 2,500 lbs. (11.1 kN) pulling force in high speed mode
Dimensions	Height: 9.5" (241.3 mm); Width 13" (330.2 mm); Depth: 15.5" (393.7 mm)
Weight	46 lbs. (20.9 kg)
Pulling Speed, No Load	28 fpm (8.5 mpm);
Ultra Tugger 5	At 1200 lbs. (5.3 kN) - 25 fpm (7.6 mpm)
Pulling Speed, No Load	18 fpm (5.5 mpm);
Ultra Tugger 8	At 2000 lbs. (8.8 kN) - 16 fpm (4.9 mpm)
Power	115 VAC, 15A Input; 115/230 VAC, 15/6A Output

Deluxe Force Gauge



- Measures tension on the rope, to an accuracy of $\pm 5\%$.
- Accuracy is not affected by initial rope size, or the change in rope size as it is loaded.
- 0-10 VDC Analog output to optional strip chart recorder for permanent record of pulling force.
- Switchable 120VAC receptacle for chart recorder.
- Use with pulling rope up to 7/8" diameter (22.2 mm) maximum. Also use with Kevlar[®] tape.

CAT. NO.	UPC NO.	DESCRIPTION
----------	---------	-------------

00967	00967	Deluxe Force Gauge
33901	33901	Strip Chart Recorder
22410	22410	Fan Fold Chart Paper- 15 pack
22451	22451	Recorder Pens- 5 pack

SPECIFICATIONS

Deluxe Force Gauge	Accuracy $\pm 5\%$
---------------------------	--------------------

- Use with any puller that uses Versi-Boom system.
Including : 6805A, 6805A-22, 6803, 6505, 6505-22, 6503, 6005, 6004, 645 and 643



Cable Pull Force Estimator

NEW



- Calculates estimated cable pulling force requirements based on user inputs
- Simple to follow instructions included on the calculator
- Consists of an Excel based calculator that can be used either from the supplied CD or downloaded.
- Works with Windows 7, Vista, XP and Mac OS.

CAT. NO.	UPC NO.	DESCRIPTION
----------	---------	-------------

PF8	20956	Cable Pull Force Estimator* (CD-ROM)
-----	-------	--------------------------------------

*Microsoft® Excel Required

Foot Switch for Cable Pullers



- Use with UT2, 640, 6001, 6500 or 6800 cable pullers to add foot control.
- Foot pressure required to operate.

CAT. NO.	UPC NO.	DESCRIPTION
----------	---------	-------------

445	24821	Foot Switch
-----	-------	-------------

SPECIFICATIONS

Power Source	120 VAC
Weight	9.5 lbs. (4.3 kg)

Slip-in Couplings




- Use to attach the Versi-Boom™ to the conduit.
- Couplings slip into the conduit and pin to the Versi-Boom.
- For use with the Versi-Boom system only.

CAT. NO.	UPC NO.	SIZE	WEIGHT
----------	---------	------	--------

00804	00804	2.5"	6 lbs (2.7 kg)
00811	00811	3"	7 lbs (3.2 kg)
00815	00815	3.5"	9 lbs (4.1 kg)
00820	00820	4"	11 lbs (5 kg)
00827	00827	5"	13 lbs (5.8 kg)

Screw-on Couplings



- Use to attach the Versi-Boom™ to the conduit when pulling from overhead.
- The coupling and adapter threads onto the conduit and pins to the Versi-Boom.
- The screw-on coupling and adapter must be used together. One adapter fits all of the screw-on couplings.

CAT. NO.	UPC NO.	DESCRIPTION	WEIGHT
00799	00799	Adapter	7.4 lbs (3.4 kg)
00877	00877	Screw Assembly	0.5 lbs (0.2 kg)

CAT. NO.	UPC NO.	SIZE	WEIGHT
00868	00868	2-1/2", 3", 3-1/2", and 4"	22 lbs (10.0 kg)
03661	03661	2"	2.1 lbs (1.0 kg)
00781	00781	2-1/2"	3.1 lbs (1.4 kg)
00782	00782	3"	4.4 lbs (2.2 kg)
00783	00783	3-1/2"	5.6 lbs (2.5 kg)
00784	00784	4"	5.7 lbs (2.6 kg)



Hook Sheaves - 8,000lb Capacity



- For use with UT8, UT5, 6001, UT4 and UT2 cable pullers.
- Strong, welded steel frames.
- Forged steel closure type hooks with 1" (25.4 mm) opening.
- All three sheaves are aluminum alloy with self-lubricating bearings.

SHEAVE DIAMETER	8012 12" (304.8 mm)		8018 18" (457.2 mm)		8024 24" (609.6 mm)	
	CAT. NO.	UPC NO.	CAT. NO.	UPC NO.	CAT. NO.	UPC NO.
Roll Pin	50700	50700	50700	50700	50700	50700
Sheave Pin	00838	00838	00846	00846	00850	00850
Sheave Pin Clip	50302	50302	50302	50302	50302	50302
Sheave Unit	00843	00843	00844	00844	00845	00845
Yoke Frame	00854	00854	00855	00855	00856	00856

SPECIFICATIONS

CAT. NO.	UPC NO.	OUTSIDE DIAMETER	INSIDE RADIUS	WIDTH	WEIGHT	MAXIMUM RATED CAPACITY
8012	00872	12" (304.8 mm)	3-7/8" (98.4 mm)	5" (127 mm)	28 lbs (12.7 kg)	8,000 lbs. (35.8 kN)
8018	00873	18" (457.2 mm)	7" (177.8 mm)	6" (152.4 mm)	44 lbs (19.9 kg)	8,000 lbs. (35.8 kN)
8024	00874	24" (609.6 mm)	9-7/8" (250.8 mm)	6-1/2" (165.1 mm)	67 lbs (30.3 kg)	8,000 lbs. (35.8 kN)

Hook-Type Sheaves - 4,000lb Capacity



- Strong, welded steel frames.
- Forged steel closure-type hooks with 1" (25.4 mm) opening.
- 5" (127 mm) wide aluminum alloy sheaves with self-lubricating bearings.
- Select a sheave with a maximum rated capacity that meets or exceeds the cable puller's maximum pulling force.

CAT. NO.	UPC NO.	DESCRIPTION
650	15324	6" (152.4 mm) dia. Hook Sheave with 1-1/2" (38.1 mm) minimum radius
651	15325	12" (304.8 mm) dia. Hook Sheave with 3-5/16" (84.1 mm) minimum radius
652	15326	18" (457.2 mm) dia. Hook Sheave with 7" (177.8 mm) minimum radius
653	15327	24" (609.6 mm) dia. Hook Sheave with 9-13/16" (249.2 mm) minimum radius

SPECIFICATIONS

Maximum Rated Capacity	4,000 lbs. (17.8 kN)
Weight	650 - 8.8 lbs. (4 kg) 651 - 15 lbs. (6.8 kg) 652 - 25 lbs. (11.3 kg) 653 - 35 lbs. (15.9 kg)

SHEAVE DIAMETER	650 6" (152.4 mm)		651 12" (304.8 mm)		652 18" (457.2 mm)		653 24" (609.6 mm)	
	CAT. NO.	UPC NO.	CAT. NO.	UPC NO.	CAT. NO.	UPC NO.	CAT. NO.	UPC NO.
Sheave Pin	16797	16797	16797	16797	16797	16797	16797	16797
Sheave Pin Clip (2)	50302	50302	50302	50302	50302	50302	50302	50302
Sheave	15362	15362	15358	15358	15363	15363	15364	15364
Sheave Bushing (2)	16798	16798	16798	16798	16798	16798	16798	16798
Yoke Frame	16799	16799	16800	16800	16801	16801	16802	16802

Right-Angle Twin Yoke Sheave - 4,000lb Capacity



- 9-13/16" (249 mm) minimum radius.
- Strong welded steel yokes.
- Forged steel closure type hook with 1" (25.4 mm) opening.
- 5" (127 mm) wide aluminum alloy sheave with self-lubricating bearings.
- Yokes rotate independently to fit various setups.
- Use with any cable puller whose maximum pulling force is 4,000 lbs. (17.8 kN) or less.

CAT. NO.	UPC NO.	DESCRIPTION
639	17265	Right Angle Twin Yoke Sheave with 9-13/16" (249 mm) minimum radius

SHEAVE DESCRIPTION	639 CAT. NO.	UPC NO.	QUANTITY
Sheave Pin	17266	17266	1
Sheave Pin Clip	50302	50302	2
Sheave	15364	15364	1
Sheave Bushing	16798	16798	2
Yoke Frame	17299	17299	2

NOTE: Rope is a very critical link in the cable pulling system. See page 166 for proper pulling rope selection.

Conveyor Sheaves - 4,000lb Capacity

NEW



- Welded steel frame with a series of sheaves to form a large radius.
- Yokes with cast steel closure-type hooks with a 1" (25.4 mm) opening.
- 5" (127 mm) wide aluminum alloy sheaves.
- Use with any cable puller whose maximum pulling force is 4,000 lbs. (17.8 kN) or less.

CAT. NO.	UPC NO.	DESCRIPTION
4024	26368	24" (609.6 mm) Conveyor Sheave with 6 sheave wheels
4036	26369	36" (914.4 mm) Conveyor Sheave with 8 sheave wheels
4048	26370	48" (1219 mm) Conveyor Sheave with 10 sheave wheels
19185	19185	R Yoke frame
15362	15362	R Sheave w/bearings
19186	19186	R Sheave Pin
50302	50302	R Sheave Pin Clip (2)
31573	31573	R Sheave Pin

SPECIFICATIONS

Maximum Pulling Force	4,000 lbs. (17.8 kN)
Weight	4024 - 54 lbs. (24.5 kg)
	4036 - 60 lbs. (27 kg)
	4048 - 83 lbs. (38 kg)

Triple Sheave Cable Guide - 6,500lb Capacity



- Adjustable center sheave for 19-1/2" (495 mm) or 36" (914 mm) radius.
- Forged steel closure type hook with 1-1/2" (38.1 mm) opening.
- Aluminum frames for light weight.
- Steel yoke is pinned for easy removal.
- 21-7/8" (555 mm) high, 24" (610 mm) long, 7-3/8" (187 mm) wide with 5" (127 mm) wide sheaves.
- Use with any cable puller whose maximum pulling force is 6,500 lbs. (28.9 kN) or less.

SHEAVE DESCRIPTION	6036 CAT. NO.	UPC NO.	QUANTITY
Sheave Axle	31573	31573	3
Sheave Bolt Washer	51434	51434	6
Sheave Pin	29600	29600	1
Sheave Pin Clip	50302	50302	2
Sheave Bushing	16798	16798	6
Sheave	15362	15362	3

Sheave Bolt is a 3/8"-24 x 3/4" hex head socket head cap screw (grade 5) and is available at most hardware stores.

CAT. NO.	UPC NO.	DESCRIPTION
6036	31569	Triple Sheave Cable Guide

SPECIFICATIONS

Maximum Rated Capacity	6,500 lbs. (28.9 kN)
Weight	28 lbs. (12.7 kg)

Cable Pulling

USA

Tel: 800.435.0786
Fax: 800.451.2632

CANADA

Tel: 800.435.0786
Fax: 800.524.2853

INTERNATIONAL

Tel: +1.815.397.7070
Fax: +1.815.397.9247



Feeding Sheaves



- Yoke frame slides into the end of conduit and holds sheave, allowing the cable being fed into the conduit to smoothly roll over the sheave.
- 5" (127 mm) wide aluminum alloy sheave with self-lubricating bearings.
- Split tube for easy removal after cable is installed.
- See the Capacity Table (below).

SPECIFICATIONS

Rated Capacity See Capacity Table Below for details.

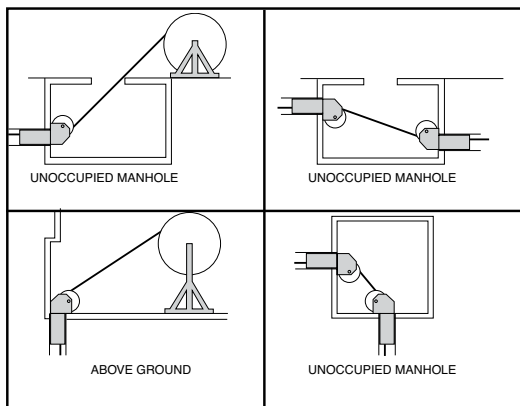
Weight	Width of Shaft Opening
441-2 – 9 lbs. (4.5 kg)	441-2 – 1.24"
441-2-1/2 – 11 lbs. (5 kg)	441-2-1/2 – 1.37"
441-3 – 14 lbs. (6.4 kg)	441-3 – 1.79"
441-3-1/2 – 17 lbs. (7.7 kg)	441-3-1/2 – 1.75"
441-4 – 19 lbs. (8.6 kg)	441-4 – 1.99"
441-5 – 26 lbs. (11.8 kg)	441-5 – 2.23"
441-6 – 28 lbs. (12.7 kg)	441-6 – 2.75"



SHEAVE CONDUIT SIZE DESCRIPTION	441-2 2" CONDUIT		441-2-1/2 2-1/2" CONDUIT		441-3 3" CONDUIT		441-3-1/2 3-1/2" CONDUIT		441-4 4" CONDUIT		441-5 5" CONDUIT	
	CAT. NO.	UPC NO.	CAT. NO.	UPC NO.	CAT. NO.	UPC NO.	CAT. NO.	UPC NO.	CAT. NO.	UPC NO.	CAT. NO.	UPC NO.
Sheave Pin	25160	25160	25160	25160	25160	25160	25160	25160	25160	25160	25160	25160
Sheave Pin Clip (2)	50302	50302	50302	50302	50302	50302	50302	50302	50302	50302	50302	50302
Sheave	15362	15362	15362	15362	15362	15362	15362	15362	15362	15362	15362	15362

CAPACITY TABLE

ANGLE OF PULL	ANGLE					
	441-2	441-2-1/2	441-3	441-3-1/2	441-4	441-5
15°	1750 lbs.	1900 lbs.	6050 lbs.	6500 lbs.	6500 lbs.	6500 lbs.
	7.7 kN	8.4 kN	26.9 kN	28.9 kN	28.9 kN	28.9 kN
30°	900 lbs.	1000 lbs.	3150 lbs.	5050 lbs.	6500 lbs.	6500 lbs.
	4.0 kN	4.4 kN	14.0 kN	22.4 kN	28.9 kN	28.9 kN
45°	650 lbs.	700 lbs.	2200 lbs.	3550 lbs.	5200 lbs.	6500 lbs.
	2.8 kN	3.1 kN	9.7 kN	15.7 kN	23.1 kN	28.9 kN
60°	500 lbs.	550 lbs.	1800 lbs.	2900 lbs.	4200 lbs.	6000 lbs.
	2.2 kN	2.4 kN	8.0 kN	12.8 kN	18.6 kN	26.6 kN
75°	450 lbs.	500 lbs.	1600 lbs.	2600 lbs.	3650 lbs.	5500 lbs.
	2.0 kN	2.2 kN	7.1 kN	11.5 kN	16.2 kN	24.4 kN
90°	450 lbs.	500 lbs.	1550 lbs.	2500 lbs.	3500 lbs.	5250 lbs.
	2.0 kN	2.2 kN	6.8 kN	11.1 kN	15.5 kN	23.3 kN



Manhole Sheaves for UT2[®], Tugger[®] and Super Tugger[®]



- High-strength aluminum alloy frame for easy setup.
- Adjustable, a full range of sheave pin positions over the frame length to accommodate most manhole setups.
- 18" (457 mm) diameter aluminum alloy sheaves with 7" (178 mm) minimum radius and 5" (127 mm) width.
- Self-lubricating bearings for easier cable pulling.

SPECIFICATIONS

Maximum Rated Capacity	6072 - 6,500 lbs. (28.9 kN)
Weight	6072 - 190 lbs. (86.2 kN)

CAT. NO. UPC NO. DESCRIPTION

6072	31395	12' (3.7 m) Manhole Sheave
------	-------	----------------------------

Nylon Cable Protector



- Fits in the end of conduit to shield the cable from sharp edges as it is being fed through.
- Rugged nylon resists abrasion.

CAT. NO.	UPC NO.	DESCRIPTION
488-2	32928	Nylon Cable Protector for 2" and 2-1/2" conduit
488-3	32929	Nylon Cable Protector for 3" - 6" conduit

SPECIFICATIONS	
Weight	488-2 - 0.08 lbs. (36 g) 488-3 - 0.2 lbs. (90 g)

Cable Guide



- Position where cables are being pulled over sharp edges.

CAT. NO.	UPC NO.	DESCRIPTION
489	32930	Nylon Cable Guide

SPECIFICATIONS	
Weight	489 - .5 lbs. (227 g)
Size	13" L x 3-1/4" W x 12" radius

Light Base Sheave




- Mounts directly to existing square light pole bolt patterns.
- Slotted mounting holes fit a wide range of bolt circle sizes.
- Tall enough to position sheave above most conduits.
- Rugged welded steel base structure.
- Allows user to install wires into outdoor light bases by pulling horizontally.
- Also can be used to feed wires into vertical light base conduit.

CAT. NO.	UPC NO.	DESCRIPTION
459	89800	Light Base Sheave

SPECIFICATIONS	
Overall Height	14-1/2" (368 mm)
Weight	18 lbs. (8.2 kg)
Bolt Circle Capability	7.8" (198 mm) to 14.8" (376 mm) diameter
Maximum Mounting Bolt Dia.	1" (25 mm) diameter at 7.8" (198 mm) bolt circle 1-1/2" (38 mm) at 14.8" (376 mm) bolt circle
Pulling Capacity	500 lbs. (227 kg)

CR25



- Six nylon rollers provide smooth movement of cable and prevent cable damage.
- Pull pin makes opening and closing to insert and remove cables a simple one step operation.
- Adjustment clamp allows the CR25 to be swiveled and/or rotated into any position.
- Heavy duty 12 gauge cold rolled steel construction for durability and zinc dichromate finish prevents corrosion.
- Up to 20 network cables can be pulled at one time.
- Easily attaches to wooden framing members using a lag bolt and the hole in the mounting bracket of the CR25.
- May also be used with coax, NM, small size THHN, and similar cables.

SPECIFICATIONS	
Roller Opening Size	3" (76 mm) square
Weight	2 lb. (1 kg)


CAT. NO.	UPC NO.	DESCRIPTION
CR25	12211	Cable Roller Guide

NOTE: Rope is a very critical link in the cable pulling system. See page 166 for proper pulling rope selection.



CABLE TRAY ACCESSORIES

Tray-Type Sheaves



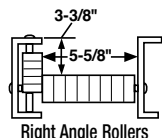
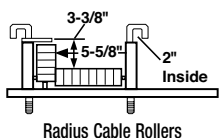
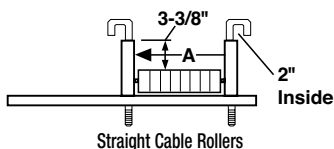
- Steel frame easily attaches to cable tray up to 2" (50.8 mm) thick.
- Helps roll and guide tray pulls.
- Make tray pulls easier.
- 5" (127 mm) wide aluminum alloy sheaves with self lubricating bearings.

CAT. NO.	UPC NO.	DESCRIPTION
658	15332	Tray-Type Sheave
659	19094	Tray-Type Sheave

SPECIFICATIONS

Size	658 – 12" (304.8 mm) long	659 – 22" (558.8 mm) long
Weight	658 – 11 lbs. (5 kg)	659 – 17 lbs. (7.7 kg)

Cable Tray Rollers



- Installed up through the bottom of the tray for easy removal after the cable is installed.
- Individual rollers keep rolling with each cable even after several cables have been installed in the tray.
- Steel ball bearing rollers for long life and less friction.
- Steel welded frame.
- Adjustment slots and universal mounting brackets.

CAT. NO.	UPC NO.	DESCRIPTION
28170	28170	J-Hook

CAT. NO.	UPC NO.	DIMENSION A
2018S	27383	6-5/16" (160.3 mm)
2024S	27384	12-1/2" (317.5 mm)
2030S	27386	18-11/16" (474.7 mm)
2036S	27387	24-7/8" (631.8 mm)

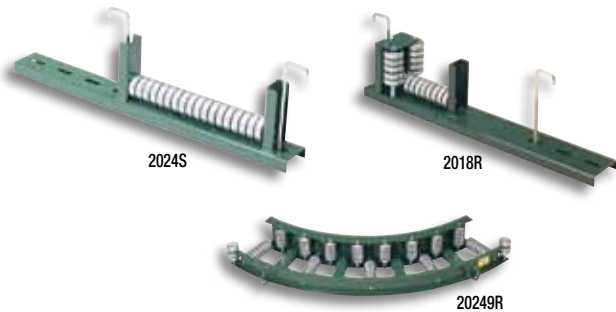
SPECIFICATIONS

Weight	2018S – 8 lbs. (3.6 kg)	2018R – 11 lbs. (5 kg)
	2024S – 10 lbs. (4.5 kg)	2024R – 12 lbs. (5.4 kg)
	2030S – 13 lbs. (5.9 kg)	2030R – 13 lbs. (5.9 kg)
	2036S – 15 lbs. (6.8 kg)	2036R – 14 lbs. (6.3 kg)
	20249R – 41 lbs. (18.6 kg)	20369R – 53 lbs. (24 kg)

CAT. NO.	UPS NO.	DESCRIPTION
STRAIGHT CABLE ROLLERS		
2018S	27383	Straight Cable Roller for 12" - 18" (304.8 - 457.2 mm) wide tray
2024S	27384	Straight Cable Roller for 20" - 24" (508 - 609.6 mm) wide tray
2030S	27386	Straight Cable Roller for 24" - 30" (609.6 - 762 mm) wide tray
2036S	27387	Straight Cable Roller for 30" - 36" (762 - 914.4 mm) wide tray
RADIUS CABLE ROLLERS		

2018R	27388	Radius Cable Roller for 12" - 18" (304.8 - 457.2 mm) wide tray
2024R	27389	Radius Cable Roller for 20" - 24" (508 - 609.6 mm) wide tray
2030R	27390	Radius Cable Roller for 24" - 30" (609.6 - 762 mm) wide tray
2036R	27391	Radius Cable Roller for 30" - 36" (762 - 914.4 mm) wide tray
RIGHT ANGLE CABLE ROLLERS		

20249R	27392	Right Angle Rollers 24" (609.6 mm) radius 90°
20369R	27393	Right Angle Rollers 36" (914.4 mm) radius 90°



Haines Cable Tray Rollers



- Highly economical system of 1-1/2" steel conduit spindles, high-impact ABS plastic rollers and simple clips.
- Rollers snap in and out of clips fast and easy.
- Mounting clips fit onto the top of most I-Beam and C-Channel trays, so existing wire is not disturbed.
- 8" (203.2 mm) to 48" (1219.2 mm) wide rollers are available, using expandable roller halves and 3" (76.2 mm) PVC conduit.
- Use Greenlee Cable-Cream™ (see p. 172) to lube spindle and roller. This lubricant is compatible with all cable insulation types.

CAT. NO.	UPC NO.	DESCRIPTION	SIZE
31931	31931	Haines Roller	7" (177.8 mm) wide 6" (152.4 mm) dia.
31925	31925	Expandable Roller Half	Used to make 8" (203.2 mm) to 48" (1219.2 mm) wide roller
31926	31926	Coupling	3-1/2" (88.9 mm) dia. 3" (76.2 mm) long
31927	31927	Mounting Clip Steel Conduit	Use with 1-1/2" Rigid
31930	31930	Spindle (includes End Caps)	1-1/2" Rigid Conduit x 40" (1016 mm) long
31929	31929	End Cap	Fits 1-1/2" Rigid Conduit

Rope Stands



- Use to organize and rewind rope.
- Welded steel with washer and spring clip to hold rope reel on stand.

ROPE STAND ROPE LENGTH	UPC NO.	ROPE DIAMETER							
		3/16" 4.8 mm	1/4" 6.4 mm	3/8" 9.5 mm	1/2" 12.7 mm	9/16" 14.3 mm	5/8" 15.9 mm	3/4" 19.1 mm	7/8" 22.2 mm
405 Rope Stand	21546								
250' (76 m) Rope		✓	✓						
600' (182 m) Rope		✓							
406 Rope Stand	21550								
300' (91 m) Rope				✓	✓				
600' (182 m) Rope			✓						
1,000' (305 m) Rope		✓	✓						
3,000' (914 m)									
Conduit Measuring Tape			✓	✓	✓				
Measuring Tape Cat./UPC No.			39243	39244	39245				
644 Rope Stand	15316								
300' (91 m)						✓	✓		
600' (182 m)				✓	✓	✓	✓		
1,200' (365 m)				✓					
654 Rope Stand	34362								
300' (91 m)								✓	✓
600' (182 m)								✓	✓

See page 166 for rope

SPECIFICATIONS

ROPE STAND MODEL	WEIGHT	SPINDLE DIAMETER	MAXIMUM REEL DIAMETER	MAXIMUM REEL WIDTH
405	5.2 lbs (2.4 kg)	1.50" (38 mm)	10"	6"
406	7.8 lbs (3.5 kg)	0.62" (16 mm)	13'	9"
644	11 lbs (5 kg)	1.50" (38 mm)	17"	16"
654	32.1 lbs (14.6 kg)	1.90" (48 mm)	24"	19"



Double-Braided Composite Rope for Cable Pullers



- Double-braided inner core with an extra double-braided outer jacket for added strength and less stretch; white with green tracer.
- Rot and mildew resistant.
- Factory spliced eyes at both ends.
- Lowest stretch.
- Select a rope with a maximum rated capacity that meets or exceeds the cable puller's maximum pulling force.



ROPE DIAMETER	ROPE LENGTH	CAT. NO.	UPC NO.	MAXIMUM RATED CAPACITY		AVERAGE BREAKING STRENGTH		WEIGHT		ROPE STAND	
								LBS.	kg		
FOR THE 805 PULLER											
3/8" (9.5 mm)	300'	91 m	450	23773	1200 lbs.	3.6 kN	3700 lbs.	16.4 kN	14.3	6.5	406
	600'	182 m	451	23775	1200 lbs.	3.6 kN	3700 lbs.	16.4 kN	31.0	14.3	644
	1,200'	365 m	452	23776	1200 lbs.	3.6 kN	3700 lbs.	16.4 kN	60.0	27.2	644
FOR THE UT2 PULLER											
1/2" (12.7 mm)	300'	91 m	455	23774	2,200 lbs.	8.9 kN	10,000 lbs.	44.4 kN	34	15.4	644
	600'	182 m	456	23777	2,200 lbs.	8.9 kN	10,000 lbs.	44.4 kN	75	34	644
FOR THE UT4 & 640 PULLER											
9/16" (14.3 mm)	300'	91 m	35283	35283	4,000 lbs.	17.8 kN	16,000 lbs.	71.1 kN	28	12.7	644
	600'	182 m	35284	35284	4,000 lbs.	17.8 kN	16,000 lbs.	71.1 kN	63	28.6	644
	1,200'	365 m	35285	35285	4,000 lbs.	17.8 kN	16,000 lbs.	71.1 kN	130	59	†
FOR THE 6001 & 6501 (UT5) PULLER											
3/4" (19.1 mm)	300'	91 m	35098	35098	6,500 lbs.	28.9 kN	26,000 lbs.	115.6 kN	58	26.3	644
	600'	182 m	35100	35100	6,500 lbs.	28.9 kN	26,000 lbs.	115.6 kN	113	51.3	654
	1,200'	365 m	35101	35101	6,500 lbs.	28.9 kN	26,000 lbs.	115.6 kN	230	104.3	†
FOR THE 6800 (UT8) PULLER											
7/8" (22.2 mm)	300'	91 m	34136	34136	8,000 lbs.	35.6 kN	32,000 lbs.	142.3 kN	90	40.8	654
	600'	182 m	34137	34137	8,000 lbs.	35.6 kN	32,000 lbs.	142.3 kN	178	80.7	654
	1,200'	365 m	34138	34138	8,000 lbs.	35.6 kN	32,000 lbs.	142.3 kN	359	163.3	†

† This rope does not fit on a rope stand. Use reel jacks and a spindle to dispense. See pages 424-425

Cable Pulling

INTERNATIONAL

Tel: +1.815.397.7070
Fax: +1.815.397.9247

CANADA

Tel: 800.435.0786
Fax: 800.524.2853

USA

Tel: 800.435.0786
Fax: 800.451.2632

CABLE PULLING LUBRICANTS

Cable Pulling Lubricant Selection Guide



APPLICATION	Clear Lube™	Cable-Cream®	Cable-Gel®	Winter-Gel™
	Electrical or datacom use. Clear and colorless for easy cleanup.	Electrical use. Heavy Duty lubricant adheres well to cable without messy dripping.	Electrical or datacom use. Cleans up quickly, non-staining. Can be applied by hand or pump.	Electrical or datacom use. Will not freeze until 25°F. Can be applied by hand or pump.
Application Temperature Range (°F)	20°F - 190°F	20°F - 190°F	20°F - 190°F	-25°F - 190°F
Application Temperature Range (°C)	-6°C - 88°C	-6°C - 88°C	-6°C - 88°C	-31°C - 88°C
Minimum Storage Temperature	30° F/-1 C	30° F/-1 C	30° F/-1 C	-25° F/-31 C
Base	Polymer	Wax	Polymer	Polymer
Average Coefficient of Friction*	0.26	0.11	0.18	0.21
Color	Clear	Yellow	Blue/Green	Blue
COMPATIBILITY (Cable Type)				
Rubber	✓	✓	✓	✓
Neoprene	✓	✓	✓	✓
Nylon	✓	✓	✓	✓
PVC	✓	✓	✓	✓
High-density or cross linked polyethylene	✓	✓	✓	✓
Low-density polyethylene	✓	✓	✓	✓
Semiconducting jacket	✓	✓	✓	✓
Hypalon	✓	✓	✓	✓

* (IEEE 375-2 test procedure) kinetic coefficient of friction tested at 300 lb/ft sidewall bearing pressure

Cable Lubricant Quantity Chart

The following equation is a general guideline to determine the amount of cable lubricant to use for an average cable pull.

$$Q = 0.0015 \times L \times D$$

Where:

Q = Quantity of cable lubricant to use in gallons

L = Length of cable pull in feet

D = Diameter of conduit or duct in inches

If the following situations apply, consider using additional lubricant:

- The cable jacket is hard and/or cable is very stiff.
- The conduit is rough or dirty.
- There are many bends to pull through.
- The percentage of conduit filled by the cable is unusually high.
- The conduit is water filled.

SPECIFICATIONS	1"	2"	3"	4"
PULL LENGTH				
200'	0.3 gal.	0.6 gal.	0.9 gal.	1.2 gal.
300'	0.5 gal.	0.9 gal.	1.4 gal.	1.8 gal.
400'	0.6 gal.	1.2 gal.	1.8 gal.	2.4 gal.
600'	0.9 gal.	1.8 gal.	2.7 gal.	3.6 gal.
800'	1.2 gal.	2.4 gal.	3.6 gal.	4.8 gal.
1000'	1.5 gal.	3.0 gal.	4.5 gal.	6.0 gal.

Cable-Cream® Cable Pulling Lubricant



- Advanced formula, light yellow cream makes pulling faster and easier.
- Compatible with all cable insulation types.
- Dries slowly to a thin, non-conductive, non-hardening residue.
- Adheres well to the cable without messy dripping. Reduces waste.
- Cleans up easily. Non-staining.
- Won't break down or separate after exposure to freezing cold or blistering heat.
- Environmentally safe/non-hazardous.

SPECIFICATIONS

Weight	CRM-Q - 2.3 lbs. (1 kg) CRM-5 - 42 lbs. (19.1 kg) CRM-1 - 9.5 lbs. (4.3 kg)
Viscosity	30,000 - 45,000 CPS
PH Range	7.0 - 8.0
Average COF	0.11

CAT. NO. UPC NO. DESCRIPTION

CRM-Q	35207	Cable-Cream One Quart Squeeze Bottle (.95 l)
CRM-1	35208	Cable-Cream One Gallon (3.79 l)
CRM-5	35209	Cable-Cream 5 Gallons (18.93 l)

Cable-Gel® Cable Pulling Lubricant



- Polymer-based, no silicon lubricant offers lower friction and easier pulling.
- Compatible with all cable insulation types.
- Cleans up quickly. Non-staining.
- Higher lubricity than competitive products.
- Will not cement itself to the pipe.
- Dries slowly.
- Can be applied by hand or pump.
- Will not break down or separate after exposure to heat or cold.
- Environmentally safe/non-hazardous.

SPECIFICATIONS

Weight	GEL-Q - 2.3 lbs. (1 kg) GEL-1 - 8.5 lbs. (3.9 kg) GEL-5 - 45 lbs. (20.4 kg) GEL-55 - 498 lbs. (225.9 kg)
Viscosity	8,000 - 12,000 CPS
PH Range	7.0 - 8.0
Average COF	0.18

CAT. NO. UPC NO. DESCRIPTION

GEL-Q	35211	Cable-Gel One Quart Squeeze Bottle (.95 l)
GEL-1	35212	Cable-Gel One Gallon (3.79 l)
GEL-5	35213	Cable-Gel 5 Gallons (18.93 l)

Winter-Gel™ Cable Pulling Lubricant



- Winter-Gel will not freeze until -25° F (-31° C).
- Reduces friction for easy pulling.
- Compatible with all cable insulation types.
- Cleans up quickly and easily.
- High lubricity.
- Can be used all year long.
- Environmentally safe.

SPECIFICATIONS

Weight	WGEL-Q - 2.3 lbs. (1 kg) WGEL-1 - 9 lbs. (4.1 kg) WGEL-5 - 44 lbs. (20 kg)
Viscosity	10,000 - 14,000 CPS
PH Range	7.0 - 8.0
Average COF	0.21

CAT. NO. UPC NO. DESCRIPTION

WGEL-Q	35215	Winter-Gel Pulling Lube One Quart Squeeze Bottle (.95 l)
WGEL-1	35216	Winter-Gel Pulling Lube One Gallon (3.79 l)
WGEL-5	35217	Winter-Gel Pulling Lube 5 Gallons (18.93 l)

Clear Lube™



LISTED



- Designed for use within electrical or datacom cable pulls.
- Clear and colorless for quick, easy clean-up.
- Environmentally safe, non-hazardous, non-toxic and non-corrosive.
- Easy to apply either by hand, brush or pump.
- Polymer base with no silicon additives.
- Three-year shelf life with no deterioration in lubricant.

CAT. NO.	UPC NO.	DESCRIPTION
CLR-Q	10437	Clear Lube pulling lubricant, 1 quart (.95 l)
CLR-1	10438	Clear Lube pulling lubricant, 1 gallon (3.79 l)
CLR-5	10439	Clear Lube pulling lubricant, 5 gallon (18.93 l)

SPECIFICATIONS

Weight	CLR-Q - 2.3 lbs. (1.0 kg)
	CLR-1 - 7.6 lbs. (3.5 kg)
	CLR-5 - 44.8 lbs. (20.4 kg)
Viscosity	10,000 - 20,000 CPS
PH Range	6.0 - 8.0
Average COF	0.26

SWABS, BRUSHES, MANDRELS & SWIVELS

Lube Spreader Swab



- Spreads a coat of wire lubricant in duct before installation of cable.
- Cleans mud, dirt, and light debris from duct before pulling.
- Tapered shape permits bi-directional use.
- Will not damage inner walls of duct.

CAT. NO.	UPC NO.	DUCT SIZE		MAXIMUM DISK SIZE		MAXIMUM RATED CAPACITY		WEIGHT	
		INCH	mm	INCH	mm	LBS.	kN	LBS.	kg
16854	16854	2	50.8	1.75	44.5	4800	21.3	.5	.23
16856	16856	2.5	63.5	2.25	57.2	4800	21.3	.6	.27
16857	16857	3	76.2	2.75	69.9	4800	21.3	1.5	.68
16858	16858	3.5	88.9	3.25	82.6	4800	21.3	2.0	.91
16859	16859	4	102	3.75	95.3	4800	21.3	2.5	1.13
17370	17370	5	127	4.75	120.7	4800	21.3	3.5	1.59
17571	17571	6	152	5.75	146.1	4800	21.3	4.0	1.81

Cable Pulling

USA

Tel: 800.435.0786
Fax: 800.451.2632

CANADA

Tel: 800.435.0786
Fax: 800.524.2853

INTERNATIONAL

Tel: +1.815.397.7070
Fax: +1.815.397.9247



Wire Duct Brush



- Flat steel bristles for maximum cleaning of sand, grit and light obstructions from duct.
- Pulling eye on one end and smaller twisted eye on the other end for tailing line allows bi-directional use.
- Can be pulled to loosen dried material before using mandrels or spreader swabs.

CAT. NO.	UPC NO.	DUCT SIZE		MINIMUM DIAMETER		MAXIMUM RATED CAPACITY		WEIGHT	
		INCH	mm	INCH	mm	LBS.	kN	LBS.	kg
39274	39274	2	50.8	1.87	47.5	200	.89	.83	.38
39276	39276	2.5	63.5	2.38	60.5	200	.89	.83	.38
39278	39278	3	76.2	2.87	72.9	200	.89	.83	.38
39280	39280	3.5	88.9	3.38	85.9	200	.89	.90	.41
39282	39282	4	102	3.87	98.3	200	.89	.95	.43
39284	39284	5	127	4.87	123.7	200	.89	1.15	.52
39286	39286	6	152	5.87	149.1	200	.89	1.28	.58

Flexible Mandrel



- Useful for cleaning out mud, dirt, and light obstacles from ducts before installation of cable.
- Can be used around tight bends due to convex contacts between disks.
- Tapered profile allows pulling in either direction. Pulling eyes on both ends.
- Polyurethane disks do not damage inner walls of duct.

CAT. NO.	UPC NO.	DUCT SIZE		MAXIMUM DISK SIZE		MAXIMUM RATED CAPACITY		WEIGHT	
		INCH	mm	INCH	mm	LBS.	kN	LBS.	kg
39265	39265	2	50.8	1.88	47.7	2330	10.3	1	.45
39263	39263	2.5	63.5	2.19	55.6	2330	10.3	1	.45
39261	39261	3	76.2	2.81	71.4	2330	10.3	1.5	.68
39259	39259	3.5	88.9	3.25	82.5	4800	21.3	3.5	1.59
39257	39257	4	102	3.75	95.3	4800	21.3	4.5	2.04
39255	39255	5	127	4.69	119.1	4800	21.3	6	2.72
39288	39288	6	152	5.81	147.5	4800	21.3	8.5	3.85

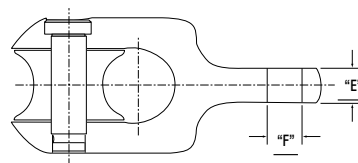
Rope-to-Swivel Connectors



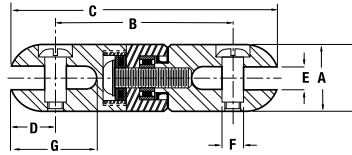
- Rope-to-swivel connectors connect the cable pulling rope, up to 1" (254 mm) in diameter, to the pulling swivel.
- Makes connecting the pulling rope and the pulling swivel easier.
- Connectors feature a removable sheave for rope eye.
- Select the connector with a maximum rated capacity that meets or exceeds the cable puller's maximum pulling force.

CAT. NO.	UPC NO.	MAX. RATED CAPACITY IN CONDUIT		MAX. RATED CAPACITY OVERHEAD		DIAMETER		LENGTH		"E"		"F"		USE ON SWIVEL
		LBS.	kN	LBS.	kN	IN.	mm	IN.	mm	IN.	mm	IN.	mm	
39905	39905	5,000	22.2	3,000	13.3	2	50.8	4-11/16	119	7/16	11.12	13/32	10.32	39107
39904	39904	7,000	31.1	4,200	18.6	2	50.8	4-11/16	119	1/2	12.7	1/2	12.7	39108
39903	39903	10,000	44.4	6,000	26.6	2	50.8	4-11/16	119	9/16	14.3	5/8	15.9	39109
39902	39902	10,000	44.4	6,000	26.6	2	50.8	4-11/16	119	11/16	17.5	11/16	17.5	39110

CAT. NO.	UPC NO.	DESCRIPTION
39849	39849	Ⓡ Sheave
39850	39850	Ⓡ Sheave Pin



Swivels

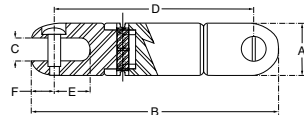



- Helps eliminate winding and tangling of rope and cable during pull.
- Connects grip and pulling rope.
- All stainless steel body construction.
- Efficient thrust and roller bearing construction allows smooth rotation, even under full load.
- Clevis pins are "shoulder bolt" style, so load on both sides of clevis is taken on the shoulder, not on the thread.
- Select the swivel with a maximum rated capacity that meets or exceeds the cable puller's maximum pulling force.

CAT. NO.	UPC NO.	MAXIMUM RATED CAPACITY		A DIAMETER		B		C		D		E		F DIAMETER		G		WEIGHT		REPLACEMENT* PIN KIT UPC NO.
		LBS.	kN	INCH	mm	INCH	mm	INCH	mm	INCH	mm	INCH	mm	INCH	mm	INCH	mm	LBS.	kg	
39106	39106	2,250	11.1	7/8	22.2	2-5/8	66.7	3-1/2	88.9	7/16	11.1	3/8	9.5	5/16	7.9	31/32	24.6	.4	.16	39112
39107	39107	5,000	22.2	1-1/4	31.8	3-1/16	77.8	4-1/8	104.5	17/32	13.5	1/2	12.7	13/32	10.3	1-9/32	32.5	1.0	.45	39113
39108	39108	7,000	31.1	1-3/8	34.9	3-9/32	83.3	4-17/32	115.1	5/8	15.9	9/16	14.3	1/2	12.7	1-3/8	34.9	1.0	.45	39114
39109	39109	10,000	44.4	1-5/8	41.3	3-15/16	100	5-7/16	138.1	3/4	19.1	5/8	15.9	5/8	15.9	1-23/32	43.7	2.0	.91	39115
39110	39110	15,000	66.7	2	50.8	4-11/16	119.1	6-9/16	166.7	15/16	23.8	3/4	19.1	11/16	17.5	2	50.8	4.0	1.81	39116
39111	39111	25,000	111.2	2-3/8	60.3	5-11/16	144.5	8-7/16	214.3	1-3/16	30.2	1	25.4	7/8	22.2	2-25/32	70.6	7.0	3.18	39117

* Replacement Pin Kits contain two (2) Replacement Pins

Breakaway Swivels



- Acts as a mechanical fuse, breaking away at a preset load to prevent damage to expensive cable.
- Breakaway pins can be replaced to change breakaway values.

BREAKAWAY PIN KITS

CAT. NO.	UPC NO.	BREAKING POINT LBS.	BREAKING POINT kN	COLOR CODE	USE WITH
39294	39294	200 lbs.	0.9 kN	WHITE	
39295	39295	400 lbs.	1.8 kN	YELLOW	39290
39296	39296	600 lbs.	2.7 kN	ORANGE	5/8" Swivel
39297	39297	675 lbs.	3.0 kN	BLACK	
39302	39302	200 lbs.	0.9 kN	WHITE	
39303	39303	400 lbs.	1.8 kN	YELLOW	39298
39304	39304	600 lbs.	2.7 kN	ORANGE	7/8" Swivel
39306	39306	800 lbs.	3.6 kN	GREY	
39308	39308	1000 lbs.	4.4 kN	RED	

BREAKAWAY SWIVEL BODY ONLY

CAT. NO.	UPC NO.	A		B		C		D		E		F	
		INCH	mm	INCH	mm	INCH	mm	INCH	mm	INCH	mm	INCH	mm
39290	39290	5/8	15.9	3-7/32	81.8	9/32	7.1	2-23/32	69.1	7/16	11.1	1/4	6.4
39298	39298	7/8	22.2	4-7/32	107.2	3/8	9.5	3-11/32	84.9	17/32	13.5	5/16	7.9

* Pins sold in bags of 10 only. * Breakaway values are ±15%.

Rope Clevis

For forged eye grips

For forged eye grips



For flexible eye grips



- Removable bolt and rope sheave.
- Removable grip eye bolt.
- Select the clevis with a rating that meets or exceeds the cable puller's maximum pulling force.
- Removable sheave for rope eye.

CAT. NO.	UPC NO.	DESCRIPTION
578	31910	Rope Clevis
579	31905	Rope Clevis
678	19524	Rope Clevis

SPECIFICATIONS

	Maximum Rated Capacity	Weight	Length	Width	Inside Diameter
578	6,500 lbs. (28.9 kN)	0.9 lbs. (408 g)	3.0" (76 mm)	1.406" (36 mm)	1.25" (32 mm)
579	10,000 lbs. (44.4 kN)	1.3 lbs. (589 g)	3.5" (89 mm)	1.84" (47 mm)	1.5" (38 mm)
678	6,500 lbs. (28.9 kN)	1.3 lbs. (589 g)	3.5" (89 mm)	1.75" (44 mm)	0.94" (24 mm)


N = NEW PRODUCT **R** = REPLACEMENT PART **A** = ACCESSORY



GRIPS

Set Screw Clamp Pulling Grips

Cable Pulling



Each grip has two opposed set screws that provide positive locking. Openings in wire grip should be 50% filled with wire to assure slip-proof grip.

- Use to pull in 2" (50.8 mm) or larger conduit.
- Type of pulls: heavy, long runs. (629)
- Type of pull: light and medium. (504)
- Type of grip: Flexible eye 1/4" (6.4 mm-629) (6.3 mm-504) diameter galvanized steel aircraft cable connected to 2 cable receptacles with 5/8" (15.9 mm) diameter opening and 2 clamping set screws.
- Select pulling grips with a maximum-rated capacity that meets or exceeds the cable puller's maximum pulling force.
- Minimum cable diameter is 3/8".

CAT. NO.	UPC NO.	DESCRIPTION
504	23665	Set Screw Clamp-Type Pulling Grip
629	31855	Pulling Grip with Clevis includes 624S, 624L and 678 clevis - 4 clamp
624	31908	Pulling Grip includes 624S and 624L - 2 clamp each
624S	31866	Short Pulling Grip - 2 Clamp
624L	31867	Long Pulling Grip - 2 Clamp
51208	51208	R Grip Allen Wrench
52352	52352	R Grip Set Screw (2 per clamp), 629 and 624 - 8 for each grip 624L and 624S - 4 for each grip.


SPECIFICATIONS

Maximum Rated Capacity	Weight
504 - 6,500 lbs. (28.9 kN)	504 - 5 lbs. (2.3 kg)
629 - 6,500 lbs. (28.9 kN)	629 - 5 lbs. (2.3 kg)
624 - 6,500 lbs. (28.9 kN)	624 - 3.5 lbs. (1.5 kg)
624S - 3,250 lbs. (14.5 kN)	624S - 2 lbs. (.9 kg)
624L - 3,250 lbs. (14.5 kN)	624L - 2.1 lbs. (1 kg)

SPECIFICATIONS

Capacity	1,750 lbs. (7.7 kN)
Weight	1.2 lbs. (.5 kg)
Size	Receptacle - 5/8" (15.9 mm)

Cable Preparation Instructions for Set Screw Clamp-Type Pulling Grips



Strip cable approximately 3" (76 mm) of insulation off the end of the cable to be pulled. **NOTE:** The grip head should not be more than 60% filled nor less than 40% filled to assure that the set screw does not project above the surface of the grip body when the set screws are tightened down.

The central core should be clipped away and the outer strands used in the grip head.

Using the Allen Wrench provided, back out the set screws far enough to accommodate the stripped cables.

Insert the bare wire strands into the grip head as far as they will go.

Tighten both set screws in each grip securely against the conductors.

CAUTION: If the set screws extend above the surface of the gripping head, damage to the conduit could result. To prevent this, wrap the head with electrical tape.

INTERNATIONAL

Tel: +1.815.397.7070
Fax: +1.815.397.9247

CANADA

Tel: 800.435.0786
Fax: 800.524.2853

USA

Tel: 800.435.0786
Fax: 800.451.2632

Pulling Grip Selection Guide

How to select correct pulling grip:

1. Select the type of grip needed.
2. Select the size of grip needed (see below).
3. Select a grip with maximum rated capacity that meets or exceeds the cable puller's maximum pulling force.

1. SELECT THE TYPE OF GRIP NEEDED.

GRIP TYPE	DESCRIPTION	TYPE OF EYE	SIZE RANGE DIA. INCHES (mm)	MAX. RATED CAPACITY – LBS. (kN)	USE TO PULL
Junior Grips	Single weave galvanized steel mesh	Flexible	.19-1.24 (4.8-31.5)	708 (3.5)	In conduit or tray – Building wire by hand.
Light Duty Grips	Single weave galvanized steel mesh	Flexible	.50-3.99 (12.7-101.3)	2940 (13.1)	In conduit or tray – Light-duty applications, short easy runs.
T-Type Grips	Double weave galvanized steel mesh	Flexible	.50-3.99 (12.7-101.3)	6200 (27.6)	In conduit or tray – Medium-duty applications
K-Type Grips	Double weave galvanized steel mesh	Rotating forged	.50-6.99 (12.7-177.5)	9600 (42.7)	In conduit or tray – Heavy-duty applications, long hard runs.
Multiple Strength Grips	Triple to double to single weave galvanized steel mesh	Rotating forged	.25-3.99 (6.4-101.3)	9600 (42.7)	Overhead transmission lines – Bare or insulated conductors, wire rope.
Slack Grips Rod Closing	Double weave galvanized steel mesh – rod closing – offset eye	Flexible	.50-3.99 (12.7-101.3)	2400 (10.7)	Where end of conductor is not available. Can be pulled straight only, rod will not flex.

2. SELECT THE SIZE OF GRIP NEEDED.

After determining the type of grip needed, measure the diameter of the cable being pulled. If pulling more than one cable "of the same diameter," refer to chart below for required grip diameter range. If pulling more than one cable "of different diameters," bundle cables together, measure the circumference

and refer to the chart on bottom of this page for required grip diameter range. Once the cable diameter or required grip diameter is determined, refer to individual chart for type of grip chosen to locate Catalog/UPC number.

CABLES WITH THE SAME DIAMETER IN ONE GRIP*

2 CABLES DIA. EACH IN./(mm)	3 CABLES DIA. EACH IN./(mm)	4 CABLES DIA. EACH IN./(mm)	5 CABLES DIA. EACH IN./(mm)	6 & 7 CABLES DIA. EACH IN./(mm)	8 CABLES DIA. EACH IN./(mm)	9 CABLES DIA. EACH IN./(mm)	REQUIRED GRIP DIAMETER IN./(mm)
.30-.38/(7.6-9.7)	.25-.31/(6.4-7.9)	.22-.27/(5.6-6.9)	.19-.24/(4.8-6.1)	.17-.22/(4.3-5.6)	.15-.19/(3.8-6.1)	.14-.18/(3.6-4.6)	.50-.61/(12.7-15.5)
.38-.44/(9.7-11.2)	.31-.36/(7.9-9.1)	.27-.31/(6.9-7.9)	.24-.29/(6.1-7.4)	.22-.26/(5.6-6.6)	.19-.23/(6.1-5.8)	.18-.21/(4.6-5.3)	.62-.74/(15.7-18.8)
.44-.59/(11.2-15.0)	.36-.49/(9.1-12.4)	.31-.42/(7.9-10.7)	.29-.38/(7.4-9.7)	.26-.34/(6.6-8.6)	.23-.31/(5.8-7.9)	.21-.28/(5.3-7.1)	.75-.99/(19.1-25.1)
.59-.75/(15.0-19.1)	.49-.63/(12.4-16.0)	.42-.54/(10.7-13.7)	.38-.48/(9.7-12.2)	.34-.43/(8.6-10.9)	.31-.39/(7.9-9.9)	.28-.35/(7.1-8.9)	1.00-1.24/(25.4-31.5)
.75-.90/(19.1-22.9)	.63-.76/(16.0-19.3)	.54-.65/(13.7-16.5)	.48-.58/(12.2-14.7)	.43-.52/(10.9-13.2)	.39-.46/(9.9-11.7)	.35-.42/(8.9-10.7)	1.25-1.49/(31.8-37.8)
.90-1.07/(22.9-27.2)	.76-.89/(19.3-22.6)	.65-.77/(16.5-19.6)	.58-.67/(14.7-17.0)	.52-.60/(13.2-15.2)	.46-.54/(11.7-13.7)	.42-.49/(10.7-12.4)	1.50-1.74/(38.1-44.2)
1.07-1.22/(27.2-31.0)	.89-1.02/(22.6-25.9)	.77-.88/(19.6-22.4)	.67-.77/(17.0-19.6)	.60-.69/(15.2-17.5)	.54-.62/(13.7-15.7)	.49-.56/(12.4-14.2)	1.75-1.99/(44.5-50.5)
1.22-1.53/(31.0-39.9)	1.02-1.28/(25.9-32.5)	.88-1.10/(22.4-27.9)	.77-.96/(19.6-24.2)	.69-.86/(17.5-21.8)	.62-.77/(15.7-19.6)	.56-.71/(14.2-18.00)	2.00-2.49/(50.8-63.2)
1.53-1.83/(38.9-46.5)	1.28-1.53/(32.5-38.9)	1.10-1.32/(27.9-33.5)	.96-1.16/(24.2-29.5)	.86-1.03/(21.8-26.2)	.77-.93/(19.6-23.6)	.71-.85/(18.0-21.6)	2.50-2.99/(63.5-75.9)
1.83-2.14/(46.5-54.4)	1.53-1.79/(38.9-45.5)	1.32-1.54/(33.5-39.1)	1.16-1.35/(29.5-34.3)	1.03-1.20/(26.2-30.5)	.93-1.08/(23.6-27.4)	.85-.99/(21.6-25.1)	3.00-3.49/(76.2-88.6)
2.14-2.44/(54.4-62.0)	1.79-2.05/(45.5-52.0)	1.54-1.76/(39.1-44.7)	1.35-1.54/(34.3-39.1)	1.20-1.37/(30.5-34.8)	1.08-1.24/(27.4-31.5)	.99-1.13/(25.1-28.7)	3.50-3.99/(88.9-101.3)
2.44-2.75/(62.0-69.9)	2.05-2.30/(52.0-58.4)	1.76-1.98/(44.7-50.3)	1.54-1.74/(39.1-44.2)	1.37-1.55/(34.8-39.4)	1.24-1.39/(31.5-35.3)	1.13-1.27/(28.7-32.3)	4.00-4.49/(101.6-114.0)
2.75-3.06/(69.9-77.7)	2.30-2.56/(58.4-65.0)	1.98-2.20/(50.3-55.9)	1.74-1.93/(44.2-49.0)	1.55-1.72/(39.4-43.7)	1.39-1.55/(35.3-39.4)	1.27-1.41/(32.3-35.8)	4.50-4.99/(114.3-126.7)

* Split grips require the next larger size.

MEASURE THE CIRCUMFERENCE OF THE WIRE BUNDLE

CIRCUMFERENCE RANGE		REQUIRED GRIP DIAMETER	
INCH	mm	INCH	mm
1.57- 1.95	39.9- 49.5	.50- .61	12.7- 15.5
1.95- 2.36	49.5- 59.9	.62- .74	15.8- 18.8
2.36- 3.14	59.9- 79.8	.75- .99	19.1- 25.1
3.14- 3.93	79.8- 99.8	1.00-1.24	25.4- 31.5
3.93- 4.71	99.8-119.6	1.25-1.49	31.8- 37.8
4.71- 5.50	119.6-139.7	1.50-1.74	38.1- 44.2
5.50- 6.28	139.7-159.5	1.75-1.99	44.5- 50.5
6.28- 7.85	159.5-199.4	2.00-2.49	50.8- 63.2
7.85- 9.42	199.4-239.3	2.50-2.99	63.5- 75.9
9.42-11.00	239.3-279.4	3.00-3.49	76.2- 88.6
11.00-12.57	279.4-319.3	3.50-3.99	88.9-101.3
12.57-14.14	319.3-359.2	4.00-4.49	101.6-114.0
14.14-15.71	359.2-399.0	4.50-4.99	114.3-126.7



Basket-Type Pulling Grip Sets




- Handy set gives you the size range you need.
- Have the correct grip on the job and save time.

CAT. NO.	UPC NO.	DESCRIPTION
30758	30758	Building Wire Junior Grip Set - diameter range .25" - 1.24" (6.4 - 31.5 mm). Consists of 30588, 30590, 30592, and 30594, 30584, 30586.
597	31482	T-Type Grip Set - diameter range .75" - 1.99" (19 - 50.5 mm). Consists of 30576, 30578, and 31010.
598	31483	T-Type Grip Set - diameter range 1.50" - 2.99" (38.1 - 75.9 mm). Consists of 31010, 30580 and 31012.
599	31484	T-Type Grip Set - diameter range .75" - 2.99" (19 - 75.9 mm). Consists of 30576, 30578, 31010, 30580 and 31012.

SPECIFICATIONS

Capacity	30758 - (2) #14 to 4-1/0, .25" - 1.24" (6.4 - 31.5 mm) diameter
	597 - 3-1/0 to 250 MCM, .75" - 1.99" (1.9 - 50.5 mm) diameter
	598 - 3-350 MCM to 3-750 MCM, 1.50" - 2.99" (38.1 - 75.9 mm) diameter
	599 - 3-1/0 to 3-750 MCM, .75" - 2.99" (1.9 - 75.9 mm) diameter
Weight	30758 - 1.2 lbs. (.5 kg) 597 - 6 lbs. (2.7 kg)
	598 - 9.9 lbs. (4.5 kg) 599 - 13 lbs. (5.9 kg)

Junior Basket-Type Pulling Grips



- Use to pull in: conduit or tray.
- Type of pulls: building wire manually.
- Type of grip: single weave galvanized steel mesh with flexible pulling eye.
- Select the grip with a maximum rated capacity that meets or exceeds the cable puller's maximum pulling force.

CAT. NO.	UPC NO.	CABLE DIAMETER RANGE		MAXIMUM RATED CAPACITY		EYE LENGTH		MESH LENGTH	
		INCH	mm	LBS.	kN	INCH	mm	INCH	mm
30596	30596	.19 - .24	4.8 - 6.1	80	.3	3-1/4	82.6	4-1/4	108
30584	30584	.25 - .36	6.2 - 9.1	90	.4	3-1/4	82.6	4-1/4	108
30586	30586	.37 - .49	9.2 - 12.6	180	.8	3-3/4	95.3	7	177.8
30588	30588	.50 - .61	12.7 - 15.50	260	1.1	4-1/4	108	8-1/2	215.9
30590	30590	.62 - .74	15.6 - 18.9	390	1.7	5	127	10	254
30592	30592	.75 - .99	19 - 25.3	560	2.4	5-3/4	146	10	254
30594	30594	1.00 - 1.24	25.4 - 31.5	780	3.4	6-1/2	165.1	11-1/2	292.1

Light-Duty Basket-Type Pulling Grips



- Use to pull in: conduit or tray.
- Type of pulls: light-duty, short, easy runs.
- Type of grip: single weave galvanized steel mesh with flexible pulling eye.
- Select the grip with a maximum rated capacity that meets or exceeds the cable puller's maximum pulling force.

CAT. NO.	UPC NO.	CABLE DIAMETER RANGE		MAXIMUM RATED CAPACITY		EYE LENGTH		MESH LENGTH	
		INCH	mm	LBS.	kN	INCH	mm	INCH	mm
STANDARD									
30536	30536	.50 - .61	12.7 - 15.5	560	2.5	5	127	16	406.4
30538	30538	.62 - .74	15.6 - 18.9	560	2.5	5	127	16	406.4
30540	30540	.75 - .99	19.0 - 25.3	800	3.5	6	152.4	20	508
30542	30542	1.00 - 1.24	25.4 - 31.5	1360	6	7	177.8	20	508
30544	30544	1.25 - 1.49	31.6 - 38	1360	6	7	177.8	21	533.4
30546	30546	1.50 - 1.99	38.1 - 50.7	1360	6	8	203.2	23	584.2
30548	30548	2.00 - 2.49	50.8 - 63.4	1700	7.5	9	228.6	25	635
30550	30550	2.50 - 2.99	63.5 - 76.1	2120	9.4	9	228.6	27	685.8
30552	30552	3.00 - 3.49	76.2 - 88.8	2940	13	10	254	30	762
30554	30554	3.50 - 3.99	88.9 - 101.3	2940	13	10	254	32	812.8

T-Basket-Type Pulling Grips



- Use to pull in: conduit or tray.
- Type of pulls: medium-duty.
- Type of grip: double weave galvanized steel mesh with flexible pulling eye.
- Select the grip with a maximum rated capacity that meets or exceeds the cable puller's maximum pulling force.

CAT. NO.	UPC NO.	CABLE DIAMETER RANGE		MAXIMUM RATED CAPACITY		EYE LENGTH		MESH LENGTH		
		INCH	mm	LBS.	kN	INCH	mm	INCH	mm	
SHORT										
30558	30558	.50 - .61	12.7 - 15.5	900	4	8	203.2	21	533.4	
30560	30560	.62 - .74	15.6 - 18.9	1120	4.9	8	203.2	24	610	
30562	30562	.75 - .99	19.0 - 25.3	1360	6	9	228.6	24	610	
30564	30564	1.00 - 1.49	25.4 - 38.0	1920	8.7	9	228.6	24	610	
30566	30566	1.50 - 1.99	38.1 - 50.7	3280	14.5	11	279.4	24	610	
30568	30568	2.00 - 2.49	50.8 - 63.3	3700	16.4	12	304.8	24	610	
30570	30570	2.50 - 2.99	63.5 - 76.1	4900	21.7	12	304.8	24	610	
30572	30572	3.00 - 3.49	76.2 - 88.8	4900	21.7	14	355.6	24	610	
30574	30574	3.50 - 3.99	88.9 - 101.3	6200	27.5	14	355.6	26	660.4	
STANDARD										
30576	30576	.75 - .99	19.0 - 25.3	1360	6	9	228.6	36	914.4	
30578	30578	1.00 - 1.49	25.4 - 38.0	1920	8.7	9	228.6	36	914.4	
31010	31010	1.50 - 1.99	38.1 - 50.7	3280	14.5	11	279.4	36	914.4	
30580	30580	2.00 - 2.49	50.8 - 63.3	3700	16.4	12	304.8	36	914.4	
31012	31012	2.50 - 2.99	63.5 - 76.1	4900	21.7	12	304.8	36	914.4	
30582	30582	3.00 - 3.49	76.2 - 88.8	4900	21.7	14	355.6	36	914.4	
31014	31014	3.50 - 3.99	88.9 - 101.3	6200	27.5	14	355.6	40	1016	

K Basket-Type Pulling Grips



- Use to pull in: conduit or tray.
- Type of pulls: heavy-duty, long, hard runs.
- Type of grip: double-weave galvanized steel mesh with forged steel swivel eye.
- Select the grip with a maximum rated capacity that meets or exceeds the cable puller's maximum pulling force.

CAT. NO.	UPC NO.	CABLE DIAMETER RANGE		MAXIMUM RATED CAPACITY		EYE LENGTH		MESH LENGTH		ROTATING EYE DIA.	
		INCH	mm	LBS.	kN	INCH	mm	INCH	mm	INCH	mm
STANDARD											
30442	30442	.50 - .61	12.7 - 15.5	1120	4.9	5	127	16	406.4	7/8	22.2
30998	30998	.62 - .74	15.6 - 18.9	1360	6	5	127	16	406.4	7/8	22.2
30460	30460	.75 - .99	19.0 - 25.3	1920	8.5	6	152.4	32	812.8	1	25.4
31000	31000	1.00 - 1.49	25.4 - 38.0	3280	14.5	7	177.8	33	838.2	1-3/8	34.9
30462	30462	1.50 - 1.99	38.1 - 50.7	3280	14.5	7	177.8	34	863.6	1-3/8	34.9
31002	31002	2.00 - 2.49	50.8 - 63.3	5440	24.1	9	228.6	36	914.4	1-5/8	41.2
30464	30464	2.50 - 2.99	63.5 - 76.1	6600	29.3	10	254	38	965.2	1-7/8	47.6
31004	31004	3.00 - 3.49	76.2 - 88.8	8200	36.5	10	254	39	990.6	1-7/8	47.6
30466	30466	3.50 - 3.99	88.9 - 101.5	9600	42.7	10	254	41	1041.4	1-7/8	47.6
31006	31006	4.00 - 4.49	101.6 - 114.2	9600	42.7	10	254	42	1066.8	1-7/8	47.6
30468	30468	4.50 - 4.99	114.3 - 126	9600	42.7	10	254	58	1473.2	1-7/8	47.6
30470	30470	5.00 - 5.99	127 - 152.3	9600	42.7	10	254	60	1524	1-7/8	47.6

NOTE: Rope is a very critical link in the cable pulling system. See page 166 for proper pulling rope selection.



Multiple Strength Basket-Type Pulling Grips with Rotating Forged Eye

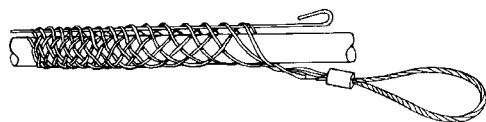


- Use to pull overhead transmission lines, bare or insulated conductors and wire rope.
- Type of pulls: heavy-duty, long distance.
- Triple, to double, to single weave galvanized steel mesh with forged steel swivel eye
- Color coded for easy size identification.
- Select the grip with a maximum rated capacity that meets or exceeds the cable puller's maximum pulling force.

CAT. NO.	UPC NO.	CABLE DIAMETER RANGE		MAXIMUM RATED CAPACITY		COLOR CODE	EYE LENGTH		MESH LENGTH		ROTATING EYE DIAMETER	
		INCH	mm	LBS.	kN		INCH	mm	INCH	mm	INCH	mm
30474	30474	.25 - .49	12.7 - 15.5	1360	6	Dark Green	5	127	26	660.4	7/8	22.3
30476	30476	.50 - .74	15.6 - 18.9	2000	8.8	Brown	6	152.4	32	812.8	1	25.4
30478	30478	.75 - .99	19.0 - 25.3	2880	12.8	Light Blue	6	152.4	41	1041.4	1	25.4
30480	30480	1.00 - 1.24	25.4 - 31.5	4920	21.8	Gold	8	203.2	52	1320.8	1-3/8	34.9
30482	30482	1.25 - 1.49	31.6 - 38.0	6120	27.2	Black	8	203.2	56	1422.4	1-5/8	41.2
30484	30484	1.50 - 1.74	38.1 - 44.3	6120	27.2	Red	9	228.6	60	1524.0	1-7/8	47.6
30486	30486	1.75 - 2.24	44.4 - 56.9	9600	42.7	Dark Blue	10	254	70	1778.0	1-7/8	47.6
30502	30502	2.00 - 2.49	50.8 - 63.4	9600	42.7	Yellow	10	254	50	1270	1-7/8	47.6
30504	30504	2.50 - 2.99	63.5 - 76.1	9600	42.7	Orange	10	254	52	1320.8	1-7/8	47.6
30506	30506	3.00 - 3.49	76.2 - 88.8	9600	42.7	Aluminum	10	254	54	1371.6	1-7/8	47.6
30508	30508	3.50 - 3.99	88.9 - 101.3	9600	42.7	Light Green	10	254	56	1422.4	1-7/8	47.6

NOTE: Rope is a very critical link in the cable pulling system. See page 166 for proper pulling rope selection.

Split Mesh Rod Closing Basket-Type Slack Pulling Grips



- Use to pull when the end of the conductor is not available.
- Type of pulls: light and straight. The rod will not flex around bends.
- Single weave galvanized steel mesh with rod closing and an offset flexible eye.
- Select the grip with a maximum rated capacity that meets or exceeds the cable puller's maximum pulling force.

CAT. NO.	UPC NO.	CABLE DIAMETER RANGE		MAXIMUM RATED CAPACITY		EYE LENGTH		MESH LENGTH	
		INCH	mm	LBS.	kN	INCH	mm	INCH	mm
30658	30658	.50 - .61	12.7 - 15.50	300	1.3	7	177.8	6	152.4
31024	31024	.62 - .74	15.6 - 18.9	360	1.6	7	177.8	8	203.2
30660	30660	.75 - .99	19 - 25.3	440	1.9	7	177.8	10	254
31026	31026	1.00 - 1.24	25.4 - 31.5	680	3	8	203.2	12	304.8
30662	30662	1.25 - 1.49	31.6 - 38.0	900	4	8	203.2	14	355.6
31028	31028	1.50 - 1.74	38.1 - 44.3	1160	5.1	9	228.6	15	381
30664	30664	1.75 - 1.99	44.4 - 50.7	1520	6.7	10	254	16	406.4
31030	31030	2.00 - 2.49	50.8 - 63.4	1800	8	10	254	19	482.6
30666	30666	2.50 - 2.99	63.5 - 76.1	2200	9.7	10	254	20	508
31032	31032	3.00 - 3.49	76.2 - 88.8	2400	10.6	12	304.8	21	533.4
30668	30668	3.50 - 3.99	88.9 - 101.3	2400	10.6	12	304.8	24	610

NOTE: Rope is a very critical link in the cable pulling system. See page 166 for proper pulling rope selection.

Wire & Cable Termination

If you need to cut, crimp or strip, Greenlee has the tool – from manual-style to battery-powered. Use our cable cutter selection guide and cross-reference charts to choose the right high-quality, hand-held tool that makes your job faster and easier time after time, cut after cut, crimp after crimp.

Contents

CCX	178
Copper & Aluminum Cutting	181
ACSR, Guy Strand & Steel Cutting	190
Communications & Underground Power Cable Cutting	194
Die-Type Crimping	197
Dieless Crimping	206
Crimping Dies	210
Accessories	213
Crimping Die Cross Reference	215
Cable Bending Tools	219
Wire & Cable Stripping Tools	220
Wire Crimping Tools	221
Wire Ferrules	226
Wire Ferrule Crimping Tools	229



GREENLEE®
A Textron Company

MADE FOR THE TRADE!™



Feature Legend of Icons



IntelliCRIMP™
Technology



18V Lithium-Ion
Battery



Automatic
Retraction
Stop



Retraction
Stop Repeat



LED Work
Light



Battery
LED Monitor



Crimping
Force in
TONS

DIELESS

Crimping Tool
that does not
require die set

CCX

What Is CCX?

The Greenlee CCX three-step, 10-second function changeover. The easy, quick-release design makes changeovers this simple:



- 1 Just push the release buttons, and the blades slide right out of the easy-opening CCX head.



- 2 Alternate die adapters, cutter blades, or knockout punch adapters slide right in!



- 3 You're working again, with no lost time!



CCX—Exclusive Multipurpose Tools from Greenlee

Get more for your money and carry fewer tools – with CCX. This advanced line of multipurpose tools is designed to work with a wide variety of cutting blades and crimping die adapters, and a knockout punch adapter. Buy just one tool for countless electrical construction and maintenance jobs.

Cut

- Copper, aluminum, copperweld, and ACSR cable
- Guy strand, including EHS
- Threaded rod
- DIN rail

Crimp – 6-Ton Option

- Greenlee K22 & KA22
- Burndy W
- Kearney O
- Thomas & Betts 6Ton
- Blackburn OD
- Panduit CD2001
- For copper lugs and splices, use Greenlee dies up to 600 kcmil (MCM). For aluminum lugs & splices, use Greenlee dies up to 350 kcmil (MCM).*

Crimp – 12-Ton Option

- Greenlee KC12 & KA12
- Burndy U
- Penn-Union T
- ILSCO ILD
- Thomas & Betts 15500 Series
- Blackburn B & H
- Panduit CD-920
- Huskie HT41

Punch – use the knockout punch adapter with

- Standard Slug-Buster and Slug-Splitter punches
- Non-round punches

*UL and cUL classified to 600 kcmil (MCM) with Anderson, Blackburn®, Burndy, ILSCO, Panduit, Thomas & Betts, and Penn-Union copper color-coded connectors. UL & cUL classified to 350 kcmil (MCM) with Anderson, Blackburn®, Burndy, ILSCO, Panduit, Thomas & Betts, and Penn-Union aluminum color-coded connectors.

E12CCXL & ECCXL Tool Capacities

CRIMPING

Copper Color-Coded Lugs and Splices: 750 kcmil
Aluminum Color-Coded Lugs and Splices: 750 kcmil
5/8" Service Entrance Connectors: 10-1/0 AWG
.840 Service Entrance Connectors: 1/0-4/0 AWG
Aluminum Overhead "H" taps: 6 AWG-500 kcmil
One Piece ACSR Tension Splices: 4 AWG-556.5 kcmil
Two Piece ACSR Tension Splices: 2 AWG-556.5 kcmil

CUTTING

Copper and Aluminum Cable: 1-1/2" (40 mm)
ACSR: 954 kcmil (Cardinal)
Standard Guy Strand: 5/8" (20 mm)
EHS Guy Strand: 1/2" (13 mm)
Ground Rod: 1/2" (13 mm)
Rebar (schedule 60): 1/2" (13 mm)
Threaded Rod: 1/4", 3/8", 1/2", 4 mm, 5 mm, 6 mm, 8 mm, 10 mm
DIN Rail: 35 x 7.5, 32 x 15 x 9, 35 x 15

PUNCHING

Round: 5-5/8" (144.1 mm) in 10 ga. mild steel
Rectangular: 2.677" x 5.433" (68.0 mm x 138.0 mm)
Square: 5.4333" x 5.433" (138.0 mm x 138.0 mm)
Accessories required to punch 4-1/2" through 5-5/8"
12185 Spacer, 04686 Bushing and 03170 Sleeve

Gator® CCXL Tools



18V
Lithium-Ion

RSR

12-TON
E12CCXL

LED



6-TON
ECCXL

Features

- Intelligent Crimping System Technology includes a pressure sensor that monitors the crimping force of each crimp and provides the operator a visual and audible alert if the force is below specifications.
- State of the art 18V lithium ion (Li-ion) battery provides 70% more cycles per charge and faster cycle times.
- Retraction Stop Repeat (RSR) allows the operator to partially retract the ram and then the tool repeats the retraction for subsequent crimps.
- LED light provides the operator with the battery charge and tool maintenance status.
- Two-stage hydraulic system provides fast advance and power speeds, saving time.
- Forward handle position improves tool balance.
- One trigger controls all tool functions.
- Crimping head rotates 350°
- Tools automatically retract when the crimping or cutting cycle is complete
- Overmolded tacky grip areas make gripping the tool easier and more comfortable.
- LED work light illuminates dark work areas.
- Greenlee battery-powered crimping tools now use bio-degradable oil.
- Smart chargers control the charging current, charging voltage and battery temperature to maximize battery life
- Available with 120V, 12V or 230V battery charger or with 120V or 230V corded adapter in place of batteries and charger
- Use optional CCX blades and adapters (see page 180)
- U.S. Patent #6,206,663, #6,532,790

6-Ton tools

When used with Greenlee KC22 and KA22 dies in combination with Anderson®, Blackburn®, FCI Burndy®, ILSCO®, Panduit®, Penn-Union® and Thomas & Betts® color-coded connectors, connections up to 600 kcmil (copper) and 350 kcmil (aluminum) are UL and cUL classified. These tools also accept Greenlee, Burndy®, Kearney®, Blackburn®, Panduit® and Thomas & Betts® dies used for 6-ton tools. They can drive knockout punches up through 2" diameter.

12-Ton tools

When used with Greenlee KC12 and KA12 dies in combination with Anderson®, Blackburn®, FCI Burndy®, ILSCO®, Panduit®, Penn-Union® and Thomas & Betts® color-coded connectors, crimps on connections up to 750 kcmil are UL and cUL classified. The tools also accept all industry "U" type dies. These tools drive knockout punches through 5-5/8" diameter.

SPECIFICATIONS	E12CCXL	ECCXL
Crimping Force	24,000 lb. (107 kN) 12-Ton	12,000 lb (53 kN) 6-Ton
Length	16-1/2" (419 mm)	16-1/2" (375 mm)
Weight	15 lbs. (6.8 kg)	14 lbs. (6.3 kg)
Battery	18 V, 3.0 Ah, Li-ion	18 V, 3.0 Ah, Li-ion
Battery Charge Time	1 hour	1 hour
Est. Cycles Per Charge	90	300

Crimping dies on page 210-212.

CAT. NO.	UPC NO.	DESCRIPTION
E12CCXL11	52037	12-Ton Battery-Powered 12CCX tool, w/120V charger
E12CCXL12	52038	12-Ton Battery-Powered 12CCX tool, w/12V charger
E12CCXL22	52039	12-Ton Battery-Powered 12CCX tool, w/230V charger
E12CCXL120	12856	CCX 12-Ton Tool w/120V AC Adapter
E12CCXL230	12857	CCX 12-Ton Tool w/230V AC Adapter
ECCXL11	52040	6-Ton Battery-Powered CCX tool, w/120V charger
ECCXL12	52041	6-Ton Battery-Powered CCX tool, w/12V charger
ECCXL22	10134	6-Ton Battery-Powered CCX tool, w/230V charger
ECCXL120	10139	CCX 6-Ton Tool w/120V AC Adapter
ECCXL230	10140	CCX 6-Ton Tool w/230V AC Adapter
12274	12274	A Carrying Strap
52176	52176	R 18 V, 3.0 Ah, Li-ion Battery
10122	10122	R Carrying Case for E12CCXL & ECCXL
52178	52178	R 120V Charger
52179	52179	R 12V Charger
52180	52180	R 230V Charger

See page 180 for crimping die adapters, cutting blades and knockout punch adapter

Wire & Cable Termination

USA

Tel: 800.435.0786
Fax: 800.451.2632

CANADA

Tel: 800.435.0786
Fax: 800.524.2853

INTERNATIONAL

Tel: +1.815.397.7070
Fax: +1.815.397.9247



CCX Tool Accessories (optional, all in pairs except punch driver)



UA22



UAK



UC40



UCUNC38



UA12P

DIE ADAPTERS

CAT. NO.	UPC NO.	DESCRIPTION	ECCXL	E12CCX
UA22	07062	Adapter for Greenlee K22 dies	✓	
UAK	07033	Adapter for Kearney "O", T&B "6 Ton", and Blackburn "OD" dies	✓	
UAW	07035	Adapter for Burndy "W" and Panduit "CD-2001" dies (equivalent to "D3" die)	✓	
UA12T	20158	Adapter for "U" dies (included with tool)		✓

CABLE CUTTING BLADES

CAT. NO.	UPC NO.	DESCRIPTION	ECCXL	E12CCX
UC26	06714	Cutter Blades AL & CU 1" capacity	✓	✓
UC40	07036	Cutter Blades AL & CU 1-1/2" capacity	✓	✓
UCACSR	07037	Cutter blades for ACSR & guy strand	✓	✓

THREADED ROD CUTTING BLADES

CAT. NO.	UPC NO.	DESCRIPTION	ECCXL	E12CCX
UCUNC14	07038	Cutter blades for 1/4" threaded rod	✓	✓
UCUNC38	07039	Cutter blades for 3/8" threaded rod	✓	✓
UCUNC12	07274	Cutter blades for 1/2" threaded rod	✓	✓

KNOCKOUT PUNCH ADAPTER

CAT. NO.	UPC NO.	DESCRIPTION	ECCXL	E12CCX
UA12P	11890	Punch Driver Adapter* (accepts 3/4" draw stud)	✓	✓

*U.S. Patent #6,065,326

Wire & Cable Termination

INTERNATIONAL

Tel: +1.815.397.7070
Fax: +1.815.397.9247

CANADA

Tel: 800.435.0786
Fax: 800.524.2853

USA

Tel: 800.435.0786
Fax: 800.451.2632

COPPER AND ALUMINUM CUTTING

Selection Guide for Copper & Aluminum Cable Cutters

CABLE SIZE

AWG	#8	#6	#4	#2	#1	1/0	2/0	3/0	4/0	250	300	350	400	500	600	750	1000	1500	2000	Page
mm ²	6	10	16	25	35	40	50	70	95	kcmil 120	kcmil 150	kcmil 150	kcmil 185	kcmil 240	kcmil 300	kcmil 400	kcmil 500	kcmil 800	kcmil 1000	No.

BATTERY-POWERED

E12CCXL, ECCXL	Al	•	•	•	•	•	•	•	•	•	•	•	•	•	•	•	•	•	•	•	179	
	Cu	•	•	•	•	•	•	•	•	•	•	•	•	•	•	•	•	•	•	•		•
	ACSR	•	•	•	•	•	•	•	•	•	•	•	•	•	•	•	•	•	•	•		•
ES32L	Al	•	•	•	•	•	•	•	•	•	•	•	•	•	•	•	•	•	•	•	182	
	Cu	•	•	•	•	•	•	•	•	•	•	•	•	•	•	•	•	•	•	•		•
ES1000	Al	•	•	•	•	•	•	•	•	•	•	•	•	•	•	•	•	•	•	•	183	
	Cu	•	•	•	•	•	•	•	•	•	•	•	•	•	•	•	•	•	•	•		•
ES750	Al	•	•	•	•	•	•	•	•	•	•	•	•	•	•	•	•	•	•	•	183	
	Cu	•	•	•	•	•	•	•	•	•	•	•	•	•	•	•	•	•	•	•		•
ESG50L	Al	•	•	•	•	•	•	•	•	•	•	•	•	•	•	•	•	•	•	•	184	
	Cu	•	•	•	•	•	•	•	•	•	•	•	•	•	•	•	•	•	•	•		•
ESC85L, ESC105	Al	•	•	•	•	•	•	•	•	•	•	•	•	•	•	•	•	•	•	•	194	
	Cu	•	•	•	•	•	•	•	•	•	•	•	•	•	•	•	•	•	•	•		•

HYDRAULIC

750	Al	•	•	•	•	•	•	•	•	•	•	•	•	•	•	•	•	•	•	•	184
	Cu	•	•	•	•	•	•	•	•	•	•	•	•	•	•	•	•	•	•	•	

RATCHET

759	Al	•	•	•	•	•	•	•	•	•	•	•	•	•	•	•	•	•	•	•	186
	Cu	•	•	•	•	•	•	•	•	•	•	•	•	•	•	•	•	•	•	•	
760, 761	Al	•	•	•	•	•	•	•	•	•	•	•	•	•	•	•	•	•	•	•	185/186
	Cu	•	•	•	•	•	•	•	•	•	•	•	•	•	•	•	•	•	•	•	
45206, 45206i	Al	•	•	•	•	•	•	•	•	•	•	•	•	•	•	•	•	•	•	•	186
	Cu	•	•	•	•	•	•	•	•	•	•	•	•	•	•	•	•	•	•	•	
45207, 45207i	Al	•	•	•	•	•	•	•	•	•	•	•	•	•	•	•	•	•	•	•	186
	Cu	•	•	•	•	•	•	•	•	•	•	•	•	•	•	•	•	•	•	•	
773	Al	•	•	•	•	•	•	•	•	•	•	•	•	•	•	•	•	•	•	•	185
	Cu	•	•	•	•	•	•	•	•	•	•	•	•	•	•	•	•	•	•	•	
774	Al	•	•	•	•	•	•	•	•	•	•	•	•	•	•	•	•	•	•	•	185
	Cu	•	•	•	•	•	•	•	•	•	•	•	•	•	•	•	•	•	•	•	
756	Al	•	•	•	•	•	•	•	•	•	•	•	•	•	•	•	•	•	•	•	185
	Cu	•	•	•	•	•	•	•	•	•	•	•	•	•	•	•	•	•	•	•	

MANUAL

727,727M	Al	•	•	•	•	•	•	•	•	•	•	•	•	•	•	•	•	•	•	•	188
	Cu	•	•	•	•	•	•	•	•	•	•	•	•	•	•	•	•	•	•	•	
718, 718F	Al	•	•	•	•	•	•	•	•	•	•	•	•	•	•	•	•	•	•	•	187
	Cu	•	•	•	•	•	•	•	•	•	•	•	•	•	•	•	•	•	•	•	
718HL	Al	•	•	•	•	•	•	•	•	•	•	•	•	•	•	•	•	•	•	•	187
	Cu	•	•	•	•	•	•	•	•	•	•	•	•	•	•	•	•	•	•	•	
704	Al	•	•	•	•	•	•	•	•	•	•	•	•	•	•	•	•	•	•	•	187
	Cu	•	•	•	•	•	•	•	•	•	•	•	•	•	•	•	•	•	•	•	
705	Al	•	•	•	•	•	•	•	•	•	•	•	•	•	•	•	•	•	•	•	187
	Cu	•	•	•	•	•	•	•	•	•	•	•	•	•	•	•	•	•	•	•	
706	Al	•	•	•	•	•	•	•	•	•	•	•	•	•	•	•	•	•	•	•	187
	Cu	•	•	•	•	•	•	•	•	•	•	•	•	•	•	•	•	•	•	•	

Note: • = Frequent use capacity 0 = maximum capacity



Gator® ES32L Battery-Powered Cable Cutter

NEW

18V
Lithium-Ion



SPECIFICATIONS

Capacity	500 kcmil (240 mm ²) Cu or Al cable
Battery Voltage	18V 1.5 Ah Li-ion
Length	14-5/8" (372 mm)
Weight	4.4 lbs. (2.0 kg)
Battery Charge Time	30 minutes
Est. Cycles Per Charge	200 (500kcmil cable requires 2 cycles per cut)

- State of the art 18V lithium ion (Li-ion) battery provides 70% more cycles per charge and faster cycle times.
- LED light provides the operator with the battery charge and tool maintenance status.
- Small size makes the ES32L an excellent tool for use inside panel boxes.
- In line tool style is light weight and very easy to control
- One trigger controls all tool functions.
- Cutting head rotates 350°
- Tools automatically retract when the cutting cycle is complete
- Overmolded tacky grip areas make gripping the tool easier and more comfortable.
- LED work light illuminates dark work areas.
- Greenlee battery-powered crimping tools now use bio-degradable oil.
- Smart chargers control the charging current, charging voltage and battery temperature to maximize battery life
- Available with 120V, 12V or 230V battery charger or with 120V or 230V corded adapter in place of batteries and charger

CAT. NO.	UPC NO.	DESCRIPTION
ES32L11	52107	ES32L Battery-Powered Cable Cutter w/120 volt Charger
ES32L12	52108	ES32L Battery-Powered Cable Cutter w/12 volt Charger
ES32L22	52116	ES32L Battery-Powered Cable Cutter w/230 volt Charger
ES32L120	52117	ES32L Cable Cutter w/120V AC Adapter
ES32L230	52118	ES32L Cable Cutter w/ 230V AC Adapter
12092	12092	Movable Blade
12093	12093	Fixed Blade
52177	52177	18V 1.5 Ah Li-ion
25752	25752	Carrying Case
52178	52178	120V Charger
52179	52179	12V Charger
52180	52180	230V Charger

Gator® ES32FL Battery-Powered Fine Stranded Copper Cable Cutter

NEW

18V
Lithium-Ion



SPECIFICATIONS

Capacity	1-1/4" (32 mm) fine stranded Copper cable (Not for cutting standard stranded cables)
Battery Voltage	18V 1.5 Ah Li-ion
Length	14-5/8" (372 mm)
Weight	4.4 lbs. (2.0 kg)
Battery Charge Time	Approximately 30 minutes
Est. Cycles Per Charge	200 (500kcmil cable requires 2 cycles per cut)

- Designed specifically for cutting fine stranded copper cable
- State of the art 18V lithium ion (Li-ion) battery provides 70% more cycles per charge and faster cycle times.
- LED light provides the operator with the battery charge and tool maintenance status.
- In line tool style is light weight and very easy to control
- One trigger controls all tool functions.
- Cutting head rotates 350°
- Tools automatically retract when the cutting cycle is complete
- Overmolded tacky grip areas make gripping the tool easier and more comfortable.
- LED work light illuminates dark work areas.
- Greenlee battery-powered crimping tools now use bio-degradable oil.
- Smart chargers control the charging current, charging voltage and battery temperature to maximize battery life
- Available with 120V, 12V or 230V battery charger or with 120V or 230V corded adapter in place of batteries and charger

CAT. NO.	UPC NO.	DESCRIPTION
ES32FL11	19219	ES32FL Battery-Powered Cable Cutter w/120 V Charger
ES32FL12	19220	ES32FL Battery-Powered Cable Cutter w/12 V Charger
ES32FL22	19221	ES32FL Battery-Powered Cable Cutter w/230 V Charger
ES32FL120	19222	ES32FL Battery-Powered Cable Cutter w/120 V Charger
ES32FL230	19223	ES32FL Battery-Powered Cable Cutter w/230 V Charger
19234	19234	Blade Kit
52177	52177	18V 1.5 Ah Li-ion
25752	25752	Carrying Case
52178	52178	120V Charger
52179	52179	12V Charger
52180	52180	230V Charger

Gator® ES1000 Battery-Powered Cable Cutter

NEW



- Compact design permits use in tight locations.
- One hand operation.
- Extra heavy blades for clean cuts and long life.
- Performs approximately 35 cuts in 1000 kcmil copper cable per battery charge.
- Large 2 1/8" diameter blade opening.
- Easy to switch between forward and reverse direction.
- 14.4 volt battery recharges in one hour.
- Includes two batteries, battery charger, and molded carrying case.
- Choice of 120 volt or 230 volt battery charger.

CAT. NO.	UPC NO.	DESCRIPTION
ES100011	50013	Battery-powered Cable Cutter, 120 V Charger
ES100022	50015	Battery-powered Cable Cutter, 230 V Charger
45378	11851	R 14.4 V NiCd Battery
50017	50017	R Blade Set
11856	11856	R Carrying Case
11841	11841	R 120V Charger
11856	11856	R 230V Charger

SPECIFICATIONS

Capacity	Copper	1000 kcmil
	Aluminum	1000 kcmil
Blade Opening	2-1/8" (54mm)	
Length	14-3/4" (375mm)	
Weight	7.3 lb. (3.3 kg)	
Battery	14.4 Volt, NiCd	

Gator® ES750 Battery-Powered Cable Cutter



- Cuts 500 kcmil (MCM) copper cable in under 8 seconds.
- Compact design permits use in tight locations.
- Extra-heavy blades for clean cuts and long life.
- Makes approximately 20 cuts in 750 kcmil (MCM) per battery charge.
- Easy to switch between forward and reverse direction.
- 12 volt battery recharges in one hour.
- Includes battery charger, one battery and molded carrying case.
- Not for use on 500 kcmil or larger compact cable.
- Choice of a 120 volt or 230 volt battery charger.

CAT. NO.	UPC NO.	DESCRIPTION
ES750-11	45380	Battery-Powered Cable Cutter, 120 V Charger
ES750-22	45381	Battery-Powered Cable Cutter, 230 V Charger
45378	45378	R Extra 12 Volt NiCd Battery
45334	45334	R Movable Blade
45333	45333	R Fixed Blade
45383	45383	R Carrying Case
45379	45379	R 120V Charger
45382	45382	R 230V Charger

SPECIFICATIONS

Cutting Capacity	750 kcmil (MCM) (400 mm ²) copper cable
	1000 kcmil (MCM) (500 mm ²) aluminum cable
Length	14-1/4" (362 mm)
Weight	5.8 lbs. (2.6 kg)
Battery	12 Volts NiCd

Wire & Cable Termination

USA

Tel: 800.435.0786
Fax: 800.451.2632

CANADA

Tel: 800.435.0786
Fax: 800.524.2853

INTERNATIONAL

Tel: +1.815.397.7070
Fax: +1.815.397.9247



Gator® Battery-Powered Cable Cutter

NEW



18V
Lithium-Ion

RSR

LED



- The ESG50L is used for cutting copper and aluminum power cables.
- State of the art 18V lithium ion (Li-ion) battery provides 70% more cycles per charge and faster cycle times.
- Retraction Stop allows the operator to stop the ram retraction at any point simply by tapping the trigger, and then starting the next cutting cycle from that point saving time and energy.
- LED light provides the operator with the battery charge and tool maintenance status.
- Two-stage hydraulic system provides fast advance and power speeds, saving time.
- Forward handle position improves tool balance.
- One trigger controls all tool functions.
- Cutting head rotates 350°
- Tools automatically retract when the cutting cycle is complete
- Overmolded tacky grip areas make gripping the tool easier and more comfortable.
- LED work light illuminates dark work areas.
- Greenlee battery-powered cutting tools now use bio-degradable oil.
- Smart chargers control the charging current, charging voltage and battery temperature to maximize battery life
- Available with 120V, 12V or 230V battery charger or with 120V or 230V corded adapter in place of batteries and charger
- U.S. Patents #6,206,663 and #6,065,326

SPECIFICATIONS	BATTERY POWERED
Cutting Capacity	2" (50 mm) diameter Al or Cu cable
Length	15-3/4" (400 mm)
Weight	9.8 lbs. (4.4 kg)
Height	13" (330 mm)
Battery	18 V, 3.0 Ah, Li-ion
Battery Charge Time	1 hour
Est. Cycles Per Charge	300

CAT. NO.	UPC NO.	DESCRIPTION
ESG50L11	52129	Battery-Powered Cable Cutter, 120 V charger
ESG50L12	52130	Battery-Powered Cable Cutter, 12 V charger
ESG50L22	52131	Battery-Powered Cable Cutter, 230 V charger
ESG50L120	52132	Cable Cutter w/120V AC Adapter
ESG50L230	52133	Cable Cutter w/230V AC Adapter
04181	04181	R Movable Blade
04184	04184	R Fixed Blade
52176	52176	R 18 V, 3.0 Ah, Li-ion Battery
10118	10118	R Carrying Case for ESG50L
12274	12274	A Carrying Strap
52178	52178	R 120V Charger
52179	52179	R 12V Charger
52180	52180	R 230V Charger

Hydraulic Cable Cutter



750H767 model with
767 Hand Pump

- Cuts in 7 seconds. Jaws slide open quickly to save time between cuts.
- 11-ton (97 kN) ram powers cutting jaws. Jaws are specially hardened and precision-ground to hold sharpness.
- Lightweight and easy to use.

CAT. NO.	UPC NO.	DESCRIPTION
750	29149	Hydraulic Cable Cutter & Ram in Storage Box*
750H767	17450	Hydraulic Cable Cutter with 767 Hand Pump, Ram, Hydraulic Hose in Storage Box
750E975	34203	Hydraulic Cable Cutter with 975 Electric Pump, Ram, Hydraulic Hose in Storage Box
751	22279	Hydraulic Cable Cutter Head for use with Greenlee 746 Hydraulic Ram. Also order 51385 Elbow
746C	17451	R Ram Unit
23955	23955	R Steel Storage Box
17459	17459	R Cutter Blade

* 1/4" Male hydraulic coupler (54169) is needed to connect a 767 pump with hose to the 750 cutter

SPECIFICATIONS	
Capacity	1000 kcmil (MCM) (500 mm ²) copper or aluminum cable
Jaw opening	1-15/16" (49 mm)
Weight	750 – 25 lbs. (11.3 kg) 750H767 – 29 lbs. (13.2 kg) 750E975 – 84 lbs. (38.1 kg)

Wire & Cable Termination

INTERNATIONAL

Tel: +1.815.397.7070
Fax: +1.815.397.9247

CANADA

Tel: 800.435.0786
Fax: 800.524.2853

USA

Tel: 800.435.0786
Fax: 800.451.2632

Heavy-Duty Ratchet Cable Cutters



- Extra thick blades, ground flat to reduce potential for breakage.
- Ratchet action for heavy-duty cutting.
- Two cutting actions – fast scissor cutting for small cable and insulation; converts automatically to ratchet mode.
- Anti-slip mechanism for positive ratchet action.
- Rubber boot protects ratchet mechanism.

CAT. NO.	UPC NO.	DESCRIPTION
756	34081	Heavy-Duty Ratchet Cable Cutter with rubber boot.
34188	34188	R Cutter Head Unit (Includes 2 Blades)

SPECIFICATIONS

	Copper	Aluminum
Maximum Capacity	1500 kcmil (MCM) (800 mm ²)	1500 kcmil (MCM) (800 mm ²)
Frequent Use Capacity	1000 kcmil (MCM) (500 mm ²)	1000 kcmil (MCM) (500 mm ²)
Length	27-1/2" (698 mm) long	
Jaw opening	2" (51 mm)	
Weight	11.41 lbs. (5.17 kg)	

Two-Hand Ratchet Cable Cutter



761

- Two-handed operation provides more leverage and makes cutting large cables easier.
- Short fiberglass handles make it easy to use in tight places and to store in tool boxes.
- Single-speed ratchet mechanism.
- Blade release allows blades to be opened in mid-cut.
- Heavy-duty forged steel blades provide long life.

CAT. NO. UPC NO. DESCRIPTION

761	11761	Two-Hand Ratchet Cable Cutter
11768	11768	R Movable Blade (761)

SPECIFICATIONS

	Copper	Aluminum	Communications Cable
Cutting Capacity*	1000 kcmil (MCM) (500 mm ²)	1000 kcmil (MCM) (500 mm ²)	1-1/8" dia. (28 mm ²)
Length	10-3/4" (273 mm)		
Weight	3.6 lbs. (1.6 kg)		

High Performance Ratchet Cable Cutters



773

774

- Two-speed mechanism saves cutting time by closing the blades rapidly and shifting to normal speed to perform the cut.
- No more pushing on stubborn release buttons—the blades open automatically when the cut is complete.
- Completely new ratchet mechanism improves durability.
- Narrow profile permits use in deep boxes, against walls or on floors.
- Durable, lightweight fiberglass handles.
- U.S. Patent #6,766,581

CAT. NO. UPC NO. DESCRIPTION

773	01876	High Performance Ratchet Cable Cutter, 15-1/2"
774	01878	High Performance Ratchet Cable Cutter 19-1/8"
11256	11256	R Movable & Fixed Blades (773 & 774)

SPECIFICATIONS

	Copper	Aluminum	Communications Cable
773			
Maximum Capacity*	500 kcmil (MCM) (240 mm ²)	795 kcmil (MCM) (400 mm ²)	1-3/16" dia.
Frequent Use Capacity*	350 kcmil (MCM) (150 mm ²)	750 kcmil (MCM) (400 mm ²)	
Length	15-1/2" (394 mm);		
Weight	5.3 lbs. (2.4 kg)		
774			
Maximum Capacity*	750 kcmil (MCM) (400 mm ²)	795 kcmil (MCM) (400 mm ²)	1-3/16" dia.
Frequent Use Capacity*	500 kcmil (MCM) (240 mm ²)	750 kcmil (MCM) (400 mm ²)	
Length	19-1/8" (486 mm)		
Weight	5.8 lbs. (2.6 kg)		

N = NEW PRODUCT **R** = REPLACEMENT PART **A** = ACCESSORY



Ratchet Cable Cutters



- Simple, one-hand operation
- Exclusive two-speed ratcheting mechanism adjusts for light/heavy cutting
- Well-suited for tight working spaces
- Blades can be opened mid-cycle
- Available with cushioned handles or with 1000V insulated cushioned handles

CAT. NO.	UPC NO.	DESCRIPTION
45206	45206	Ratchet Cable Cutter (1.5 lbs/.7 kg)
45206I	12680	Ratchet Cable Cutter with Insulated Handles (1.5 lbs/.7 kg)
45207	45207	Ratchet Cable Cutter (2.4 lbs/1.1 kg)
45207I	12681	Ratchet Cable Cutter with Insulated Handles (2.4 lbs/1.1 kg)
45218	45218	R Movable Blade (45206 & 45206I)
45212	45212	R Fixed Blade and Handle (45206)
12526	12526	R Fixed Blade and Handle (45206I)
45211	45211	R Movable Blade (45207 & 45207I)
45228	45228	R Fixed Blade and Handle (45207)
05883	05883	R Fixed Blade and Handle (45207I)

SPECIFICATIONS

	Copper	Aluminum	Communications Cable
45206 & 45206I			
Maximum Capacity*	600 kcmil (MCM) (300 mm ²)	600 kcmil (MCM) (300 mm ²)	1-3/8" (35 mm) dia.
Frequent Use Capacity*	500 kcmil (MCM) (240 mm ²)	500 kcmil (MCM) (240 mm ²)	
Length	10" (254 mm)		
Jaw opening	1-7/16" (36.5 mm)		
45207 & 45207I			
Maximum Capacity*	750 kcmil (MCM) (400 mm ²)	1000 kcmil (MCM) (500 mm ²)	2" (51 mm) dia.
Frequent Use Capacity*	600 kcmil (MCM) (300 mm ²)	750 kcmil (MCM) (400 mm ²)	
Length	11" (279 mm)		
Jaw opening	2" (51 mm)		

Compact Ratchet Cable Cutters



- Simple, one-hand operation.
- Compact – convenient for working in tight places and stores easily in tool pouches.
- Single-speed ratchet mechanism.
- Blade release allows blades to be opened in mid-cut.
- Heavy-duty blades provide long life.

CAT. NO.	UPC NO.	DESCRIPTION
759	45277	Compact Ratchet Cable Cutter
760	17600	Compact Ratchet Cable Cutter
45282	45282	R Movable Blade (759)
45281	45281	R Fixed Blade (759)
09908	09908	R Movable Blade (760)
09907	09907	R Fixed Blade (760)
45297	45297	R Handle Spring

SPECIFICATIONS

	Copper	Aluminum	Communications Cable
759			
Maximum Capacity*	500 kcmil (MCM) (240 mm ²)	750 kcmil (MCM) (400 mm ²)	1-1/8" dia. (28 mm ²)
Frequent Use Capacity*	400 kcmil (MCM) (185 mm ²)	600 kcmil (MCM) (300 mm ²)	
Length	10-1/2" (262 mm)		
Weight	1.4 lbs. (0.6 kg)		
760			
Maximum Capacity*	1000 kcmil (MCM) (500 mm ²)	1000 kcmil (MCM) (500 mm ²)	1-3/4" dia. (42 mm ²)
Frequent Use Capacity*	750 kcmil (MCM) (400 mm ²)	1000 kcmil (MCM) (500 mm ²)	
Length	11-3/4" (298 mm)		
Weight	1.75 lbs. (0.8 kg)		

*Capacity may be less for compact and compressed cables

Wire & Cable Termination

INTERNATIONAL

Tel: +1.815.397.7070
Fax: +1.815.397.9247

CANADA

Tel: 800.435.0786
Fax: 800.524.2853

USA

Tel: 800.435.0786
Fax: 800.451.2632

Heavy-Duty Cable Cutters



718F, 704, 705 and 706

- Strong, lightweight fiberglass handles.
- Adjustable pivot bolt provides for blade adjustment.

704, 705 and 706

- Replaceable, forged, heat-treated, and precision ground blades.
- Made in USA.

CAT. NO.	UPC NO.	DESCRIPTION
718F	10507	Heavy-Duty Cable Cutter, 17-1/2"
704	24564	Heavy-Duty Cable Cutter, 21"
705	05923	Heavy-Duty Cable Cutter, 25-1/2"
706	22291	Heavy-Duty Cable Cutter, 31-1/2"
24565	24565	R 704 Cutter Unit (Includes 2 Blades)
24567	24567	R 704 Handle Unit (Includes Handle, Sleeve, Grip)
05930	05930	R 705 Handle Unit (Includes Handle, Sleeve, Grip)
06555	06555	R 705 & 706 Cutter Unit (Includes 2 Blades)
22296	22296	R 706 Handle Unit (Includes Handle, Sleeve, Grip)

SPECIFICATIONS

CAPACITIES*	718F	704	705	706
Copper				
Maximum Use	350 kcmil (MCM) (150 mm ²)	350 kcmil (MCM) (150 mm ²)	500 kcmil (MCM) (240 mm ²)	750 kcmil (MCM) (400 mm ²)
Frequent Use	4/0 AWG (95)	250 kcmil (MCM) (120 mm ²)	350 kcmil (MCM) (150 mm ²)	500 kcmil (MCM) (240 mm ²)
Aluminum				
Maximum Use		500 kcmil (MCM) (240 mm ²)	1000 kcmil (MCM) (500 mm ²)	1000 kcmil (MCM) (500 mm ²)
Frequent Use	350 kcmil (MCM) (150 mm ²)	350 kcmil (MCM) (150 mm ²)	750 kcmil (MCM) (400 mm ²)	750 kcmil (MCM) (400 mm ²)
Communications Cable				
Maximum Use	1" (25 mm) dia.	1-1/4" (32 mm) dia.	1-3/4" (44 mm) dia.	1-1/2" (38 mm) dia.
Frequent Use				
Length	17-1/2" (444 mm)	21" (533 mm)	25-1/2" (648 mm)	31-1/2" (800 mm)
Weight	2.8 lbs. (1.3 kg)	3.01 lbs. (1.37 kg)	5.5 lbs. (2.5 kg)	6.2 lbs. (2.8 kg)

*Capacity may be less for compact and compressed cables

718 Cable Cutter



- Economical, lightweight, fits easily into tool boxes.
- Heat-treated, precision ground, shear action blades.
- Steel handles with rubber grips for leverage.
- Made in USA.

SPECIFICATIONS

Capacity	Copper	Aluminum
Maximum Capacity*	350 kcmil (MCM) (150mm ²)	
Frequent Use Capacity*	4/0 (95 mm ²)	350 kcmil (MCM) (150 mm ²)
Length	18" (457 mm)	
Weight	2.78 lbs. (1.3 kg)	

*Capacity may be less for compact and compressed cables

718HL Cable Cutter

NEW



- Unique "double joint" reduces handle effort required by 25% and increases cutting capacity to 500 kcmil
- Fits into tool boxes
- Heat-treated, precision ground, shear action blades
- Strong steel handles with molded grips for good leverage
- Patent Pending

SPECIFICATIONS

Capacity	Copper	Aluminum
Maximum Capacity*	500 kcmil	500 kcmil
Frequent Use Capacity*	350 kcmil	500 kcmil
Length	18" (457 mm)	
Weight	3.25 lbs. (1.5 kg)	

*Capacity may be less for compact and compressed cables

Wire & Cable Termination

USA

Tel: 800.435.0786
Fax: 800.451.2632

CANADA

Tel: 800.435.0786
Fax: 800.524.2853

INTERNATIONAL

Tel: +1.815.397.7070
Fax: +1.815.397.9247



Cable Cutter



- Easily cuts heavier copper and aluminum cables up to 2/0 (70 mm²).
- Precision-ground, shear-action, curved cutting blades.
- 727 has PVC-covered, high-leverage handles for easier cuts.
- 727M has cushion grip, high-leverage handles for added comfort.
- Heat-treated for long life.
- Made of heavy-duty forged steel.
- Rust-resistant black oxide finish.

CAT. NO.	UPC NO.	DESCRIPTION
727	31291	Cable Cutter
727M	12629	Cable Cutter with Molded Grip

SPECIFICATIONS FOR 727 AND 727M

Capacity	Copper	Aluminum	Communications Cable
Maximum Capacity	2/0 (70 mm ²)		
Frequent Use Capacity	#1 AWG (35 mm ²)	2/0 (70 mm ²)	100 pair
Length	9-1/4" (235 mm)		
Weight	1 lb. (.45 kg)		

ETS12L Battery-Powered Bolt Cutter

NEW

18V
Lithium-Ion



- Designed to cut one-time disposable locks, shipping container seals and small diameter bolts.
- State of the art 18V lithium ion (Li-ion) battery provides 70% more cycles per charge and faster cycle times.
- LED light provides the operator with the battery charge and tool maintenance status.
- In line tool style is light weight and very easy to control
- One trigger controls all tool functions.
- Cutting head rotates 350°
- Tools automatically retract when the cutting cycle is complete
- Overmolded tacky grip areas make gripping the tool easier and more comfortable.
- LED work light illuminates dark work areas.
- Greenlee battery-powered crimping tools now use bio-degradable oil.
- Smart chargers control the charging current, charging voltage and battery temperature to maximize battery life
- Available with 120V, 12V or 230V battery charger or with 120V or 230V corded adapter in place of batteries and charger

SPECIFICATIONS

Length	13-5/8" (365 mm)
Weight	4.4 lbs. (2.0 kg)
Battery	18V 1.5 Ah Li-ion
Battery Charge Time	30 Minutes
Est. Cycles per Charge	200

Cutting Capacity

Common Bolt	1/2" diameter
Grade 5 Bolt	7/16" diameter
Grade 8 Bolt	5/16" diameter
Threaded Rod	1/2" diameter
One-Time Disposable Lock	4 AWG Alumoweld
Boa Lock	BL-9
Grade 40 Rebar	3/8" diameter
Steel Rod	3/8" diameter (1/2" diameter using two cycles)
Ground Rod	3/8" diameter (1/2" diameter using two cycles)
Copper and Aluminum Cable	2/0 AWG
ACSR	3/0 AWG Pigeon (4/0 AWG Pigeon using two cycles)
Guy Strand	5/16" diameter (3/8" diameter using two cycles)
EHS Guy Strand	5/16" diameter
Aircraft Cable	1/4" diameter

CAT. NO.	UPC NO.	DESCRIPTION
ETS12L11	52134	Battery Bolt & Lock Cutter-120 Volt Charger
ETS12L12	52135	Battery Bolt & Lock Cutter-12 Volt Charger
ETS12L22	52136	Battery Bolt & Lock Cutter-220 Volt charger
ETS12L120	52137	Bolt & Lock Cutter w/120V AC Adapter
ETS12L230	52138	Bolt & Lock Cutter w/230V AC Adapter
25752		Carrying Case
52177	52177	18V 1.5 Ah Li-ion Battery
56288	56288	Cutter Blade Kit
52178	52178	120V Charger
52179	52179	12V Charger
52180	52180	230V Charger



Gator® ETS8L Cable Tray Cutter

NEW

18v
Lithium-Ion

LED



- Cuts basket style cable tray wires in 2 seconds.
- Makes flush cuts.
- State of the art 18V lithium ion (Li-ion) battery provides 70% more cycles per charge and faster cycle times.
- LED light provides the operator with the battery charge and tool maintenance status.
- In line tool style is light weight and very easy to control
- One trigger controls all tool functions.
- Cutting head rotates 350°
- Tools automatically retract when the cutting cycle is complete
- Overmolded tacky grip areas make gripping the tool easier and more comfortable.
- LED work light illuminates dark work areas.
- Greenlee battery-powered crimping tools now use bio-degradable oil.
- Smart chargers control the charging current, charging voltage and battery temperature to maximize battery life
- Available with 120V, 12V or 230V battery charger or with 120V or 230V corded adapter in place of batteries and charger

SPECIFICATIONS

Weight	3.3 LBS. (1.5 KG)
Length	12-1/8" (308mm)
Battery	18V 1.5 Ah Li-ion
Battery Charge Time	30 Minutes
Est. Cycles per Charge	400

CUTTING CAPACITIES

MATERIAL	Diameter				
	1/16"	1/8"	3/16"	1/4"	5/16"
Cable Tray (Mild steel, Zinc Plated)	✓	✓	✓	✓	✓
Cable Tray (Stainless Steel)	✓	✓	✓	✓	✓
Threaded Rods	✓	✓	✓	✓	✓
Threaded Rods, Stainless Steel	✓	✓	✓	✓	✓
Steel Bolts (Grade 2)	✓	✓	✓	✓	✓
Steel Bolts (Grade 8)	✓	✓	✓		

CAT. NO. UPC NO. DESCRIPTION

CAT. NO.	UPC NO.	DESCRIPTION
ETS8L11	52139	Battery Cable Tray Cutter w/120V charger
ETS8L12	52140	Battery Cable Tray Cutter w/12V charger
ETS8L22	52141	Battery Cable Tray Cutter w/230V charger
ETS8L120	52142	Cable Tray Cutter w/120V AC Adapter
ETS8L230	52143	Cable Tray Cutter w/230V AC Adapter
52177	52177	R 18V 1.5 Ah Li-ion Battery
25752	25752	R Carrying Case
19987	19987	R Blade Set
52178	52178	R 120V Charger
52179	52179	R 12V Charger
52180	52180	R 230V Charger

Wire & Cable Termination

USA

Tel: 800.435.0786
Fax: 800.451.2632

CANADA

Tel: 800.435.0786
Fax: 800.524.2853

INTERNATIONAL

Tel: +1.815.397.7070
Fax: +1.815.397.9247



ACSR, GUY STRAND & STEEL CUTTING

Selection Guide for ACSR, Guy Strand & Steel Cutters

	ACSR	Std. Guy Strand	EHS Guy Strand	Ground Rod	Rebar (schedule 60)	Page #
BATTERY-POWERED						
ESG45L	1590.0 kcmil	5/8" (16 mm) dia.	1/2"	5/8" (16 mm) dia.	1/2" (13 mm) dia.	191
ES25	636 kcmil (except Egret)					190
HYDRAULIC-TYPE						
HK520	336.4 kcmil	1/2" (13 mm) dia.		1/2" (13 mm) dia.	7/16" (11 mm)	191
RATCHET-TYPE						
776	636.0 kcmil*					192
757	954.0 kcmil			1/2" (13 mm) dia.		192
758		1/2" (13 mm) dia.	1/2" (13 mm) dia.	1/2" (13 mm) dia.		192
MANUAL						
749	2/0 AWG					193
CUTTER DIES						
00949	477.0 kcmil	5/8" (16 mm) dia.	5/8" (16 mm) dia.	5/8" (16 mm) dia.	5/8" (16 mm) dia.	193
KD6-27	4/0 AWG					193

* For core diameters less than 0.32"

Wire & Cable Termination

ES25 Battery-Powered ACSR Cutter



- Cuts ACSR type cables through 636 kcmil (except Egret).
- One-hand operation permits operator to control the cable with a free hand.
- Capable of making approximately 50 cuts of Grosbeak or 120 cuts of Merlin per battery charge.
- Blades are specially contoured and hardened to cut both aluminum and steel strands.
- Operator can switch between reverse and forward direction with one finger.
- Powerful 14.4 volt battery charges in less than one hour.
- Includes two batteries, battery charger, and molded carrying case.
- Choice of 120 volt or 230 volt battery charger.

CAT. NO.	UPC NO.	DESCRIPTION
ES2511	35369	Battery ACSR Cutter, 120 V Charger
ES2522	22132	Battery ACSR Cutter, 230 V Charger
76807	76807	Ⓡ Blade Kit
11851	11851	Ⓡ 14.4 V NiCd Battery
11845	11845	Ⓡ Carrying Case
11841	11841	Ⓡ 120V Charger
11856	11856	Ⓡ 230V Charger

SPECIFICATIONS

Capacity	ACSR	636 kcmil (except Egret)
	Aluminum	1500 kcmil
Length	14-3/4" (375mm)	
Weight	7.7 lb. (3.5 kg)	
Battery	14.4 Volt, NiCd	
Battery Charge Time	1 Hour	

INTERNATIONAL

Tel: +1.815.397.7070
Fax: +1.815.397.9247

CANADA

Tel: 800.435.0786
Fax: 800.524.2853

USA

Tel: 800.435.0786
Fax: 800.451.2632

Gator® Battery-Powered ACSR & Guy Wire Cutters

NEW



18V
Lithium-Ion

RSR

LED



- Designed specifically to cut ACSR, guy strand and ground rods.
- State of the art 18V lithium ion (Li-ion) battery provides 70% more cycles per charge and faster cycle times.
- Retraction Stop allows the operator to stop the ram retraction at any point simply by tapping the trigger, and then starting the next cutting cycle from that point saving time and energy.
- LED light provides the operator with the battery charge and tool maintenance status.
- Two-stage hydraulic system provides fast advance and power speeds, saving time.
- Forward handle position improves tool balance.
- One trigger controls all tool functions.
- Cutting head rotates 350°
- Tools automatically retract when the cutting cycle is complete
- Overmolded tacky grip areas make gripping the tool easier and more comfortable.
- LED work light illuminates dark work areas.
- Greenlee battery-powered cutting tools now use bio-degradable oil.
- Smart chargers control the charging current, charging voltage and battery temperature to maximize battery life
- Available with 120V, 12V or 230V battery charger or with 120V or 230V corded adapter in place of batteries and charger
- U.S. Patents #6,206,663 and #6,065,326

SPECIFICATIONS

Capacity	
ACSR:	1590 kcmil (MCM), (Falcon 54/19)
Standard Guy Strand:	5/8" diameter (16 mm diameter)
EHS Guy Strand:	1/2" diameter (13 mm diameter)
Ground Rod:	5/8" diameter (16 mm diameter)
Rebar (schedule 60):	1/2" diameter (13 mm diameter)
Wire Rope:	5/8" diameter (16 mm diameter)
Copper and Aluminum Cable:	1500 kcmil (MCM) (800 mm ²)
Soft Steel Bolts:	5/8" diameter (16 mm diameter)
Length	
	16-5/8" (423 mm)
Height	
	13" (330 mm)
Weight	
	13 lbs. (5.9 kg)
Battery	
	18V 3.0 Ah Li-ion
Battery Charge Time	
	1 hour
Est. Cycles per Charge	
	90

CAT. NO.	UPC NO.	DESCRIPTION
ESG45L11	52124	Battery-Powered ACSR Cable Cutter, 120 V charger
ESG45L12	52125	Battery-Powered ACSR Cable Cutter, 12 V charger
ESG45L22	52126	Battery-Powered ACSR Cable Cutter, 230 V charger
ESG45L120	52127	Cable Cutter w/120V AC Adapter
ESG45L230	52128	Cable Cutter w/230V AC Adapter
ESG45ESI	10398	R Movable Blade
ESG45EF	10397	R Fixed Blade
52176	52176	R 18V 3.0 Ah Li-ion Battery
10118	10118	R Carrying Case for ESG45L
12274	12274	A Carrying Strap
52178	52178	R 120V Charger
52179	52179	R 12V Charger
52180	52180	R 230V Charger

Hydraulic ACSR Cable Cutter



- Hydraulic cutter takes the effort out of cutting tough cables.
- Flip-open head provides strength while making it easy to cut long lengths.
- Head rotates 180°.
- Thumb release lever for quick blade retraction.

SPECIFICATIONS

CAT. NO.	UPC NO.	DESCRIPTION
HK520	08031	Hydraulic ACSR Cable Cutter
00336	00336	R Cutter Blade
00301	00301	R Fixed Cutter Head

Capacity	
	ACSR: 336.4 kcmil (MCM) Standard Guy Wire, Ground Rod: 1/2" (13 mm) Soft Steel Bolts: 11/16" (17 mm) Wire Rope: 3/4" (19 mm) Rebar: 7/16" dia. (Schedule 60)
Length	
	14.5" (368 mm)
Weight	
	5.7 lbs. (2.6 kg)

Wire & Cable Termination

USA

Tel: 800.435.0786
Fax: 800.451.2632

CANADA

Tel: 800.435.0786
Fax: 800.524.2853

INTERNATIONAL

Tel: +1.815.397.7070
Fax: +1.815.397.9247



High Performance Ratchet ACSR Cable Cutter



- Two-speed mechanism saves cutting time by closing the blades rapidly and shifting to normal speed to perform the cut.
- Patented mechanism opens the blades automatically when the cut is complete. (U.S. Patent #6,766,581)
- Completely new ratchet mechanism provides excellent durability.
- Short length fits easily into truck bins.
- Durable, lightweight fiberglass handles.

CAT. NO.	UPC NO.	DESCRIPTION
776	02826	High Performance ACSR Cable Cutter
11397	11397	Movable & Fixed Blade Set

SPECIFICATIONS

Capacity	Cuts ACSR through 636 kcmil with steel core diameters less than 0.32"
Specifically cuts:	All 336.4 and Smaller ACSR plus: 397.5 - Brant, Chickadee, Ibis 477.0 - Pelican, Flicker, Hawk 556.5 - Osprey, Parakeet 605.0 - Peacock 636.0 - Kingbird, Swift, Rook
Length	20" (508 mm)
Weight	6.2 lb. (2.8 kg)

Ratchet ACSR Cable Cutter



- Extra-thick blades, ground flat to reduce potential for breakage.
- Ratchet action for increased cutting power.
- Two cutting actions – fast scissor cutting for small cable; converts automatically to ratchet mode.
- Anti-slip mechanism for positive ratchet action.
- Rubber boot protects ratchet mechanism.

CAT. NO.	UPC NO.	DESCRIPTION
757	34084	Ratchet ACSR Cable Cutter
34187	34187	Cutter Head Unit (Includes 2 Blades)

SPECIFICATIONS

Capacity	954 kcmil (MCM) ACSR, 1/2" (12.7 mm) soft steel rod
Length	29-1/4" (743 mm)
Jaw opening	1.18" (30 mm)
Weight	12.22 lbs. (5.54 kg)

EHS Guy Wire Cutter



- Cuts 1/2" Extra High Strength (EHS) and standard guy wire.
- Cuts 1/2" (12.7 mm) mild steel rods and bolts.
- Has two cutting actions – single-motion cutting for small cable, ratchet action for heavy-duty cutting.
- Anti-slip mechanism for positive ratchet action.

CAT. NO.	UPC NO.	DESCRIPTION
758	01274	Heavy-Duty Ratchet Guy Wire Cutter
03548	03548	Cutter Head Unit (Includes Blades, Blade Holder, Insert and Hardware)

SPECIFICATIONS

Capacity	1/2" EHS and standard Guy Wire, 1/2" Mild Steel Rods and Bolts
Length	27-3/4" (704 mm)
Weight	10 lbs. 12 oz. (4.8 kg)

Guy Wire Cutter Dies



- Works with any crimping tool that accepts 12-ton "U" type dies.
- Less costly than dedicated cutting tools.
- Simple to install in crimping tools.
- Requires no adjustments for cutting different materials.
- Will cleanly cut guy wire (including EHS), grade 60 rebar, ground rod, soft steel bolts up to 5/8" (16 mm) and up to 477 kcmil (MCM) (240 mm²) ACSR.
- U.S. Patent Number 5,775,158.

CAT. NO.	UPC NO.	DESCRIPTION
00949	00949	Cutting dies for 12-ton "U" die type crimping tools

SPECIFICATIONS

Capacity	Guy Wire: 5/8" (16 mm) dia. Ground Rod: 5/8" (16 mm) dia. EHS Guy Wire: 5/8" (16 mm) dia. Soft Steel Bolts: 5/8" (16 mm) dia. Rebar (grade 60): 5/8" (16 mm) dia. ACSR: 477 kcmil (MCM) (240 mm ²)
-----------------	---

KD6-27 Cutter Dies



- "W" style dies for cutting ACSR
- Now, with improved steel and heat treatment for better durability
- Can be used with any crimping tool that accepts "W" dies. Including: Greenlee K4250, K425BG, EK622L, ECCXL (with UAW adapters), and EK628L (with CJD3 jaws).
- Similar to Burndy W-28K.

CAT. NO.	UPC NO.	DESCRIPTION
KD6-27	10182	"W" Style Cutting Dies for ACSR


SPECIFICATIONS

Capacity	4/0 ACSR
-----------------	----------

ACSR Cable Cutter



- Precision-machined, forged steel blades.
- Cuts ACSR service entrance cable.
- Steel handles with rubber hand grips.

CAT. NO.	UPC NO.	DESCRIPTION
749	32913	ACSR Cable Cutter
04663	04663	 Bolt & Nut Set

SPECIFICATIONS

Capacity	ACSR Cable: 2/0, 7/16" (11.1 mm) Piano Wire: 1/8" (3.2 mm) Copper/Aluminum Cable: 350 kcmil (mcm) (150 mm ²)
Length	28" (711 mm)
Weight	5.66 lbs. (2.6 kg)

Steel Cable & Wire Rope Cutter



- Cuts small diameter wire rope & wire
- Heavy-duty forged steel blades and handles
- Heat treated, precision ground, shear action cutting blades
- Cushioned handle grips

SPECIFICATIONS

Capacity	Soft Wire Rope: 1/4" (6 mm) dia. Aircraft Cable: 3/16" (5 mm) dia. Hard Steel Wire: 3/16" (5 mm) dia. Copper/Aluminum Cable: 15/64" (6 mm) dia.
Length	7 7/8" (200 mm)
Weight	.75 lbs. (.34 kg)

CAT. NO.	UPC NO.	DESCRIPTION
722	19990	Wire Rope & Cable Cutter

COMMUNICATIONS AND UNDERGROUND POWER CABLE CUTTING

Gator® ESC105 Battery-Powered Cable Cutter

NEW



- Two-speed pump advances the ram quickly to start the cut.
- Blades open automatically when a cut is complete.
- By momentarily pulling the trigger, the operator can save time by stopping the blades at any point to prepare for the next cut.
- Scissor-style blades are easy to fit around cables and can pick up cables on the ground.
- Cutting head rotates 360° for making cuts in tight locations.
- Side handle enhances operator control.
- One-hour battery charger, carrying case, and two batteries included.
- Choice of 120V, 12V, or 230V battery charger.

SPECIFICATIONS

Capacity*	4" dia. (105 mm) Communications, Cu & Al power cables
Length	13-3/4" (604 mm)
Height	22 lbs. (9.9 kg)
Battery	12V, 2.6 Ah, NIMH
Cycles per Battery Charge	40
Battery Charge Time	1 hour

* Not for cutting ACSR, guy strand, or other cables with steel strands

CAT. NO.	UPC NO.	DESCRIPTION
ESC10511	12858	Cable Cutter w/120V Charger
ESC10512	12859	Cable Cutter w/12V Charger
ESC10522	12860	Cable Cutter w/230V Charger
07063	07063	R 12V NIMH Battery
12861	12861	R Cutting Blade Kit (includes 2 blades)
12862	12862	R Carrying Case
12274	12274	A Carrying Strap
03046	03046	R 120V Charger
03048	03048	R 12V Charger
03047	03047	R 230V Charger

Gator® ESC85L Battery-Powered Cable Cutter

NEW



18V
Lithium-Ion

RSR

LED



- For cutting large diameter underground power and communications cables.
- State of the art 18V lithium ion (Li-ion) battery provides 70% more cycles per charge and faster cycle times.
- Retraction Stop allows the operator to stop the ram retraction at any point simply by tapping the trigger, and then starting the next cutting cycle from that point saving time and energy.
- LED light provides the operator with the battery charge and tool maintenance status.
- Two-stage hydraulic system provides fast advance and power speeds, saving time.
- Scissor-style blades are easy to fit around cables.
- Side handle enhances operator control
- Forward handle position improves tool balance.
- One trigger controls all tool functions.
- Cutting head rotates 350°
- Tools automatically retract when the cutting cycle is complete
- Overmolded tacky grip areas make gripping the tool easier and more comfortable.
- LED work light illuminates dark work areas.
- Greenlee battery-powered cutting tools now use bio-degradable oil.
- Smart chargers control the charging current, charging voltage and battery temperature to maximize battery life
- Available with 120V, 12V or 230V battery charger or with 120V or 230V corded adapter in place of batteries and charger

CAT. NO.	UPC NO.	DESCRIPTION
ESC85L11	52119	Cable Cutter w/120V Charger
ESC85L12	52120	Cable Cutter w/12V Charger
ESC85L22	52121	Cable Cutter w/230V Charger
ESC85L120	52122	Cable Cutter w/120V AC Adapter
ESC85L230	52123	Cable Cutter w/230V AC Adapter
52176	52176	R 18V 3.0 Ah Li-ion Battery
23483	23483	R Cutting Blade (2/tool)
10118	10118	R Carrying Case
12274	12274	A Carrying Strap
52178	52178	R 120V Charger
52179	52179	R 12V Charger
52180	52180	R 230V Charger

SPECIFICATIONS

Capacity	3-3/8" dia. (85 mm) ¹ Communications, Cu & Al power cables
Length	21" (533 mm)
Height	14.9 lbs. (6.7 kg)
Battery	18V 3.0 Ah Li-ion
Battery Charge Time	1 hour
Est. Cycles per Charge	90

¹ Lead sheathed communications cable: 2-1/2" (64 mm)

Wire & Cable Termination

INTERNATIONAL

Tel: +1.815.397.7070
Fax: +1.815.397.9247

CANADA

Tel: 800.435.0786
Fax: 800.524.2853

USA

Tel: 800.435.0786
Fax: 800.451.2632

Hydraulic Communications and Underground Power Cable Cutter Head



- Easily cuts large diameter communication cable and underground distribution cable.
- Swiveling handle allows for quick positioning for cuts.
- 3/8" male screw-type coupler.
- See pages 430- 433 for hydraulic hose and pump selection.

CAT. NO.	UPC NO.	DESCRIPTION
SDK202GL	03137	Hydraulic Communications Cable Cutter Head

SPECIFICATIONS

Capacity	3-1/2" (90 mm) diameter Al and Cu communications cable
Weight	27.5 lb. (12.5 kg).
Length	18-7/8" (480 mm)
Maximum Operating Pressure	10,000 psi (700 bar)

Ratchet Communications Cutter



Not for use on ACSR
or steel jacketed cable

This versatile cutter has a specially designed moving blade to handle the larger diameter telephone cable and soft drawn copper and aluminum.

- Cuts up to 2,700 pair 3" telephone cable.
- Blade release for safety and fast backout.
- Ratchet lock.
- Blades are manufactured from high carbon tool steel and heat-treated for long life.
- Rust-resistant, black oxide finish.

CAT. NO.	UPC NO.	DESCRIPTION
45240	45240	Telco Ratchet Cutter
45241	45241	Movable Blade
45242	45242	Fixed Blade

SPECIFICATIONS

Length	11-1/2" (287 mm)
Weight	2.8 lbs. (1.3 kg)

Heavy-Duty Manual Communications Cable Cutter



- Forged and heat-treated blades specially designed for communications cable.
- Easily cuts cables up to 2-1/4" (57 mm) in diameter.
- Makes clean cuts with minimal distortion on lead, rubber, PVC and polyethylene-sheathed cables.
- Blades and handles are replaceable in case of damage.
- Precision-ground, shear-type blades.
- Fiberglass handles with non-slip rubber grips.

CAT. NO.	UPC NO.	DESCRIPTION
765	06011	Heavy-Duty Communications Cutter
05935	05935	R Cutter Blade (765) (2 required)

SPECIFICATIONS

Cutting Capacity	2-1/4" (57 mm) Communications Cable (900 pair, 24 AWG)
Length	37" (940 mm)
Weight	7.2 lbs. (3.3 kg)



Greenlee Crimping Tool Capacities

TOOL TYPE	4 TON	4.5 TON (4)	6 TON	12 TON (5)		15 TON	ROTATING DIE (1)				QUAD-POINT DIELESS		DIELESS		
	EK410L	K425D K425BG	EK628L (6) EK622L ECCXL	HK1230 EK1230L HKL1232	RK1240 HK1240 EK1240L E12CCXL	RK1550 EK1550	K111	K05-1GL K05-1SPGL	K09-2GL K09-2.5SPGL	K09-3GL	RK06AT HK06AT EK06ATL	RK06FT HK06FT EK06FTL	1981	1990	EK12IDL HK12ID
CONNECTOR TYPE															
INDUSTRIAL															
Copper Lugs	8-300	8-500	8-600 (2)	8-750	8-750	8-1500	8-1	8-1/0	8-4/0	3/0-400	6-500	6-750	8-250	4-1000	4-1000
Copper Splices	8-300	8-500	8-600 (2)	8-400	8-750	8-1500	8-1	8-1/0	8-4/0	3/0-400	6-500	6-750	8-250	4-1000	4-1000
Aluminum Lugs	8-2/0	8-4/0	8-300 (3)	8-750	8-750	8-1000					6-400	6-750	8-4/0	6-1000	6-1000
Aluminum Splices	8-2/0	8-4/0	8-300 (3)	8-400	8-750	8-1000					6-400	6-750	8-4/0	6-1000	6-1000
Copper "C" Taps		10-2	12-2 (4)	12-400	12-400	8-1000									
Aluminum "H" Taps				6-500	6-500	6-1000									
Aluminum Pin Adapters		6-1/0	6-1/0 (3)	6-500	6-750	6-750								6-750	
GROUNDING															
Ground Grid															
Connectors			6-3 (4)	6-500	6-500	6-500									
Copper "E" Taps				6-500	6-500	6-500									
OVERHEAD															
5/8" Service															
Ent. Connectors	10-1/0	10-1/0	10-1/0 (4)	10-1/0	10-1/0	10-1/0					8-1/0	8-1/0			
.840 Service Ent. Connectors	1/0-4/0	1/0-4/0	1/0-4/0 (4)	1/0-4/0	1/0-4/0	1/0-4/0					4-350	4-350			
Aluminum "H" Taps		6-4/0	6-4/0 (4)	6-500	6-500	6-900									
Copper "H" Taps		10-2	12-2 (4)	12-4/0	12-4/0	12-4/0									
Copper Tension Splice		6-2/0	6-2/0 (4)	6-500	6-500	6-500					6-4/0	6-4/0			
All Aluminum Tension Splice		6-4/0	6-4/0 (4)	6-587.5	6-587.5	6-587.5									
One Piece ACSR Tension Splice		4-1/0	4-1/0 (4)	4-556.5	4-556.5	4-556.5					4-477	4-477			
Two Piece ACSR Tension Splice		2-477	2-4/0 (4)	2-556.5	2-556.5	2-900									
Aluminum Jumper Splice		4-266.8	4-266.8 (4)	4-556.5	4-556.5	4-795									
Stirrups		2-4/0	6-4/0 (4)	6-500	6-500	6-500									
Aluminum Lugs		2-1/0	4-4/0 (4)	4-556.5	4-556.5	4-795									
Copper Lugs		6-1/0	1/0-2/0 (4)	1/0-500	1/0-500	1/0-500									

- NOTES: (1) Die wheels are rotated to match the cable size. Dies are color coded and marked with the cable size.
 (2) Capacity using Greenlee KC22 dies.
 (3) Capacity using Greenlee KA22 dies.
 (4) Capacity using "W" dies.
 (5) Capacity using "U" dies.
 (6) Not for use with Burndy 400, 500, and 600 kcmil splices and Penn-Union 600 kcmil splices. The EK628L can be used with all sizes of Burndy & Penn-Union lugs from 8AWG to 600 kcmil.

Wire & Cable Termination

INTERNATIONAL

Tel: +1.815.397.7070
Fax: +1.815.397.9247

CANADA

Tel: 800.435.0786
Fax: 800.524.2853

USA

Tel: 800.435.0786
Fax: 800.451.2632

DIE-TYPE CRIMPING

Gator® Battery-Powered 4-Ton Crimping Tool

NEW



IntelliCRIMP™

18V
Lithium-Ion

LED



4-TON

EK410L



- Intelligent Crimping System Technology includes a pressure sensor that monitors the crimping force of each crimp and provides the operator a visual and audible alert if the force is below specifications.
- State of the art 18V lithium ion (Li-ion) battery provides 70% more cycles per charge and faster cycle times.
- LED light provides the operator with the battery charge and tool maintenance status.
- In line tool style is light weight and very easy to control
- One trigger controls all tool functions.
- Crimping head rotates 350°
- Tools automatically retract when the crimping or cutting cycle is complete
- Overmolded tacky grip areas make gripping the tool easier and more comfortable.
- LED work light illuminates dark work areas.
- Greenlee battery-powered crimping tools now use bio-degradable oil.
- Smart chargers control the charging current, charging voltage and battery temperature to maximize battery life
- Used with Greenlee KC4, KA4 and KD4 crimping dies.
- Available with 120V, 12V or 230V battery charger or with 120V or 230V corded adapter in place of batteries and charger

CAT. NO.	UPC NO.	DESCRIPTION
EK410L11	52089	4-Ton Battery-Powered Crimping Tool, 120V Charger
EK410L12	52090	4-Ton Battery-Powered Crimping Tool, 12V Charger
EK410L22	52091	4-Ton Battery-Powered Crimping Tool, 230V Charger
EK410L120	52092	4-Ton Crimping Tool w/120V AC Adapter
EK410L230	52101	4-Ton Crimping Tool w/230V AC Adapter
52177	52177	R 18V 1.5 Ah Li-ion
25752	25752	R Carrying Case
52178	52178	R 120V Charger
52179	52179	R 12V Charger
52180	52180	R 230V Charger

SPECIFICATIONS

Capacity	8 AWG to 300 kcmil (MCM) copper color-coded connectors 8 AWG to 2/0 AWG aluminum color-coded connectors 5/8" service entrance connectors 840 service entrance connectors
Crimping Force	7,900 lb. (35 kN)
Length	13-1/4" (337 mm)
Width	2-7/8" (73 mm)
Weight	4 lbs. (1.8 kg)
Crimp Cycle Time	~4 seconds
Battery	18V 1.5 Ah Li-ion
Battery Charge Time	30 minutes
Est. Cycles per Charge	200

Crimping dies on page 210

*UL and cUL classified with Anderson®, Blackburn®, Burndy®, ILSCO®, Panduit®, Penn-Union® and Thomas & Betts® copper and aluminum color-coded connectors. The products listed above are registered trademarks of Anderson®, Blackburn®, FCI Burndy®, ILSCO®, Panduit®, Penn-Union® and Thomas & Betts®.

Wire & Cable Termination

USA

Tel: 800.435.0786
Fax: 800.451.2632

CANADA

Tel: 800.435.0786
Fax: 800.524.2853

INTERNATIONAL

Tel: +1.815.397.7070
Fax: +1.815.397.9247



EK628L Battery-Powered 6-Ton Crimping Tool

NEW



Intelli-CRIMP

18v
Lithium-Ion



6-TON
EK628L



- Intelligent Crimping System Technology includes a pressure sensor that monitors the crimping force of each crimp and provides the operator a visual and audible alert if the force is below specifications.
- State of the art 18V lithium ion (Li-ion) battery provides 70% more cycles per charge and faster cycle times.
- LED light provides the operator with the battery charge and tool maintenance status.
- In line tool style is light weight and very easy to control
- One trigger controls all tool functions.
- Crimping head rotates 350°
- Tools automatically retract when the crimping or cutting cycle is complete
- Overmolded tacky grip areas make gripping the tool easier and more comfortable.
- LED work light illuminates dark work areas.
- Greenlee battery-powered crimping tools now use bio-degradable oil.
- Smart chargers control the charging current, charging voltage and battery temperature to maximize battery life
- Available with 120V, 12V or 230V battery charger or with 120V or 230V corded adapter in place of batteries and charger
- Equipped with CJ22 crimping jaws that accept Greenlee KC22 and KA22 series crimping dies.
- When equipped with optional CJD3 crimping jaws, can be used with all industry "W" style crimping dies & Greenlee KD6 series dies.
- When equipped with optional CJK crimping jaws, can be used with Thomas & Betts "6-Ton" crimping dies.

CAT. NO.	UPC NO.	DESCRIPTION
EK628L11	52102	EK628L crimping tool w/120 V battery charger
EK628L12	52103	EK628L crimping tool w/12 V battery charger
EK628L22	52104	EK628L crimping tool w/230 V battery charger
EK628L120	52105	EK628L Crimping Tool w/120V AC Adapter
EK628L230	52106	EK628L Crimping Tool w/230V AC Adapter
K22S1GL	03078	A Die Kit for 8 AWG-600 kcmil Copper Connectors (Includes all copper die sets listed below and carrying case)
KD06AL	01631	A Die Kit for 8 AWG-350 kcmil Aluminum Connectors (Includes all aluminum die sets listed below and carrying case)
CJD3	03242	A Crimping jaw unit- "W" dies
CJK	04829	A Crimping jaw unit- Thomas & Betts "6-Ton" dies
25752	25752	R Carrying Case
52177	52177	R 18V 1.5 Ah Li-ion
52178	52178	R 120V Charger
52179	52179	R 12V Charger
52130	52130	R 230V Charger

SPECIFICATIONS

Capacity*	8AWG to 600 kcmil copper color-coded connectors 8AWG to 350 kcmil aluminum color-coded connectors
Crimping Force	12,000 lbs (53 kN)
Length	18-1/2" (470 mm)
Width	2-7/8" (73 mm)
Weight	6 lbs. (2.7 kg)
Battery	18V 1.5 Ah Li-ion
Crimp Cycle Time	~6 seconds
Battery Charge Time	30 minutes
Est. Cycles per Charge	150

Crimping dies on page 211

*UL and cUL classified from 8 AWG to 600 kcmil with Anderson®, Blackburn®, Burndy®, ILSCO®, Panduit®, Penn-Union® and Thomas & Betts® copper code color-coded connectors when used with Greenlee KC22 crimping dies. Not for use with Burndy 400, 500 or 600 kcmil splices and Penn-Union 600 kcmil splices. UL & cUL classified from 8 AWG to 350 kcmil (MCM) with Anderson, Blackburn®, Burndy, ILSCO, Panduit, Thomas & Betts, and Penn-Union aluminum code color-coded connectors when used with Greenlee KA22 crimping dies.

Wire & Cable Termination

INTERNATIONAL

Tel: +1.815.397.7070
Fax: +1.815.397.9247

CANADA

Tel: 800.435.0786
Fax: 800.524.2853

USA

Tel: 800.435.0786
Fax: 800.451.2632

Gator® Battery-Powered and Corded 6-Ton Crimping Tools

NEW



Intelli-CRIMP™

18V
Lithium-Ion



6-TON
EK622L



- Intelligent Crimping System Technology includes a pressure sensor that monitors the crimping force of each crimp and provides the operator a visual and audible alert if the force is below specifications.
- State of the art 18V lithium ion (Li-ion) battery provides 70% more cycles per charge and faster cycle times.
- LED light provides the operator with the battery charge and tool maintenance status.
- In line tool style is light weight and very easy to control
- One trigger controls all tool functions.
- Crimping head rotates 350°
- Tools automatically retract when the crimping or cutting cycle is complete
- Overmolded tacky grip areas make gripping the tool easier and more comfortable.
- LED work light illuminates dark work areas.
- Greenlee battery-powered crimping tools now use bio-degradable oil.
- Smart chargers control the charging current, charging voltage and battery temperature to maximize battery life
- Accepts Greenlee KC22 and KA22 series crimping dies.
- Includes 04292 die adapters which can be used with all industry "W" style crimping dies and Greenlee KD6 style dies.
- Available with 120V, 12V or 230V battery charger or with 120V or 230V corded adapter in place of batteries and charger

CAT. NO.	UPC NO.	DESCRIPTION
EK622L11	52084	6-Ton Battery-Powered Crimping Tool 120 V charger
EK622L12	52085	6-Ton Battery-Powered Crimping Tool 12 V charger
EK622L22	52086	6-Ton Battery-Powered Crimping Tool 230 V charger
EK622L120	52087	6-Ton Crimping Tool w/120V AC Adapter
EK622L230	52088	6-Ton Crimping Tool w/230V AC Adapter
52177	52177	R 18V 1.5 Ah Li-ion
25752	25752	R EK622L Carrying Case
12274	12274	A Carrying Strap
04292	04292	R Die Adapter for "W" Type Dies
52178	52178	R 120V Charger
52179	52179	R 12V Charger
52180	52180	R 230V Charger

SPECIFICATIONS BATTERY POWERED

Capacity	Color-coded copper lugs and splices, 600 kcmil (MCM). Color-coded aluminum lugs and splices, 350 kcmil (MCM). For capacity with other types of connectors, see chart on page 196.
Crimping Force	12,000 lb (53 kN)
Length	15-3/4" (438 mm)
Weight	6.5 lbs. (3 kg)
Battery	18V 1.5 Ah Li-ion
Battery charge time	30 minutes
Est. Cycles per Charge	100

Crimping dies on page 211

*UL and cUL classified with Anderson®, Blackburn®, Burndy®, ILSCO®, Panduit®, Penn-Union® and Thomas & Betts® copper lugs and splices to 600 kcmil (MCM) and with aluminum lugs & splices to 350 kcmil (MCM). The products listed above are registered trademarks of Anderson®, Blackburn®, FCI Burndy®, ILSCO®, Panduit®, Penn-Union® and Thomas & Betts®.

Wire & Cable Termination

USA

Tel: 800.435.0786
Fax: 800.451.2632

CANADA

Tel: 800.435.0786
Fax: 800.524.2853

INTERNATIONAL

Tel: +1.815.397.7070
Fax: +1.815.397.9247



Gator® 12-Ton Battery-Powered Crimping Tools

NEW



IntelliCRIMP

ARS

18V
Lithium-Ion



12-TON



EK1230L



EK1240L



EK1240CL



EK1240KL

- Intelligent Crimping System Technology includes a pressure sensor that monitors the crimping force of each crimp and provides the operator a visual and audible alert if the force is below specifications.
- State of the art 18V lithium ion (Li-ion) battery provides 70% more cycles per charge and faster cycle times.
- Automatic Retraction Stop (ARS) which retracts the ram just enough to get ready for the next cycle saving time and energy.
- LED light provides the operator with the battery charge and tool maintenance status.
- Two-stage hydraulic system provides fast advance and power speeds, saving time.
- Forward handle position improves tool balance.
- One trigger controls all tool functions.
- Crimping head rotates 350°
- Tools automatically retract when the crimping cycle is complete
- Overmolded tacky grip areas make gripping the tool easier and more comfortable.
- LED work light illuminates dark work areas.
- Greenlee battery-powered crimping tools now use bio-degradable oil.
- Smart chargers control the charging current, charging voltage and battery temperature to maximize battery life
- Available with 120V, 12V or 230V battery charger or with 120V or 230V corded adapter in place of batteries and charger
- Three crimping head choices: EK1230L with 1.20" (30mm) opening uses Greenlee KC12, KA12 & KD12 crimping dies plus all industry "U" style crimping dies, EK1240L with 1.65" (42mm) opening uses Greenlee KC12, KA12 & KD12 crimping dies plus all industry "U" style crimping dies, EK1240KL uses Kearney PH2 style crimping dies.
- Covered head models have two layers of PVC that total approximately 3/16" (4.8 mm) thick. The outer layer is black and the inner layer is red.
- U.S. Patents #6,206,663 and #6,065,326

CAT. NO.	UPC NO.	DESCRIPTION
EK1230L11	52068	12-Ton Battery-Powered Crimping Tool, 1.2" (30 mm) opening, 120 V Charger
EK1230L12	52069	12-Ton Battery-Powered Crimping Tool, 1.2" (30 mm) opening, 12 V Charger
EK1230L22	52070	12-Ton Battery-Powered Crimping Tool, 1.2" (30 mm) opening, 230 V Charger
EK1230L120	52071	12-Ton Crimping Tool w/120V AC Adapter
EK1230L230	52072	12-Ton Crimping Tool w/230V AC Adapter
EK1240L11	10227	12-Ton Battery-Powered Crimping Tool, 1.65" (42 mm) opening, 120 V Charger
EK1240L12	10229	12-Ton Battery-Powered Crimping Tool, 1.65" (42 mm) opening, 12 V Charger
EK1240L22	10231	12-Ton Battery-Powered Crimping Tool, 1.65" (42 mm) opening, 230 V Charger
EK1240L120	10234	12-Ton Crimping Tool w/120V AC Adapter
EK1240L230	10237	12-Ton Crimping Tool w/230V AC Adapter
EK1240CL11	52043	12-Ton Battery-Powered Crimping Tool, 1.65" (42 mm) opening, PVC covered, 120 V Charger
EK1240CL12	52044	12-Ton Battery-Powered Crimping Tool, 1.65" (42 mm) opening, PVC covered, 12 V Charger
EK1240CL22	52045	12-Ton Battery-Powered Crimping Tool, 1.65" (42 mm) opening, PVC covered, 230 V Charger
EK1240CL120	52046	12-Ton Crimping Tool w/120V AC Adapter
EK1240CL230	52047	12-Ton Crimping Tool w/230V AC Adapter
EK1240KL11	12566	12-Ton Battery-Powered Crimping Tool, Kearney head, 120 V Charger
EK1240KL12	12567	12-Ton Battery-Powered Crimping Tool, Kearney head, 12 V Charger
EK1240KL22	12569	12-Ton Battery-Powered Crimping Tool, Kearney head, 230 V Charger
EK1240KL120	12568	12-Ton Crimping Tool w/120V AC Adapter
52176	52176	18V 3.0 Ah Li-ion Battery
10118	10118	EK1230L & EK1240L Carrying Case
12274	12274	Carrying Strap
52178	52178	120V Charger
52179	52179	12V Charger
52180	52180	230V Charger

SPECIFICATIONS

Capacity*	EK1230L & EK1240L – 8 AWG to 750 kcmil copper color-coded lugs and splices See crimping tool capacity chart on page 196, for additional capacities EK1240K – ACSR terminals 1033 kcmil (MCM), ACSR tension fittings 477 kcmil (MCM)
Crimping Force	24,000 lb (106 kN)
Length	EK1230L – 15-1/2" (394 mm); EK1240L – 16-1/4" (413 mm);
Weight	EK1230L – 14.5 lbs (6.6 kg) EK1240L – 15 lbs. (6.8 kg) EK1240KL – 15 lbs. (6.8 kg)
Battery	18V 3.0 Ah Li-ion
Est. Cycles per Charge	90

Crimping dies on page 212

* EK1230 and EK1240 are UL and cUL classified with Anderson®, Blackburn®, Burndy®, ILSCO®, Panduit®, Penn-Union® and Thomas & Betts® copper and aluminum color-coded lugs and splices when used with Greenlee KC12 and KA12 crimping dies. The products listed above are registered trademarks of Anderson®, Blackburn®, FCI Burndy®, ILSCO®, Panduit®, Penn-Union® and Thomas & Betts®.

12-Ton Manual Hydraulic Crimping Tools



- Two crimping head choices: HK1230 with 1.20" (30 mm) opening, and HK1240 with 1.65" (42 mm) opening.
- Both heads accept Greenlee KC12, KA12 and KD12 crimping dies as well as industry "U" style dies.
- New head designs result in lower weight and improved durability – tested to 50,000 crimp cycles.
- Two-speed pump to reduce cycle time.
- Ram automatically retracts when crimp cycle is complete – a Greenlee exclusive.
- Crimping heads rotate 360°.
- Smaller and lighter than competitive tools.
- Covered head models have two layers of PVC that total approximately 3/16" (4.8 mm) thick. The outer layer is black and the inner layer is red.
- Includes carrying case.
- U.S. Patent #6,206,663.

SPECIFICATIONS

Capacity*	HK1230 & HK1240 – 8 AWG to 750 kcmil copper color-coded lugs and splices. See crimping tool capacity chart on pg. 196;
Crimping Force	24,000 lbs (106 kN)
Length	HK1230 – 20-3/8" (518 mm); HK1240 – 21-1/2" (546 mm);
Weight	HK1230 – 12.2 lbs (5.5 kg) HK1240 – 13.2 lbs (6.0 kg)

Crimping dies on page 212

*HK1230 and HK1240 are UL and cUL classified with Anderson, Blackburn, FCI Burndy, ILSCO, Panduit, Penn-Union and Thomas & Betts copper and aluminum color-coded lugs and splices when used with Greenlee KC12 and KA12 crimping dies. The products listed above are registered trademarks of Anderson®, Blackburn®, FCI Burndy®, ILSCO®, Panduit®, Penn-Union® and Thomas & Betts®.

CAT. NO. UPC NO. DESCRIPTION

CAT. NO.	UPC NO.	DESCRIPTION
HK1230	06426	12-Ton Hydraulic Crimping Tool, 1.2" (30 mm) opening
HK1230C	07199	12-Ton Hydraulic Crimping Tool, 1.2" (30 mm) opening, PVC covered
HK1240	06427	12-Ton Hydraulic Crimping Tool, 1.65" (42 mm) opening
HK1240C	07202	12-Ton Hydraulic Crimping Tool, 1.65" (42 mm) opening, PVC covered

12-Ton Manual Hydraulic Crimping Tool



- Two-speed ram advances fast and shifts to lower speed to complete the crimp.
- Strong, lightweight fiberglass handles.
- Push button permits dies to be inserted and removed easily.
- The "C" style head has a 1.4" (32 mm) opening for easy placement on connectors.
- Tool is supplied in a durable, molded plastic carrying case.
- Accepts Greenlee KC12, KA12 and KD12 as well as Industry "U" style dies.

SPECIFICATIONS

Capacity*	8 AWG to 750 kcmil copper color-coded lugs and splices. See crimping tool capacity chart on page 196 for additional capacities.
Crimping Force	24,000 lbs (106 kN)
Length	24-1/4" (616 mm)

Crimping dies on page 212

*UL and cUL is classified with Anderson, Blackburn, FCI Burndy, ILSCO, Panduit, Penn-Union and Thomas & Betts copper and aluminum color-coded lugs and splices when used with Greenlee KC12 and KA12 crimping dies. The products listed above are registered trademarks of Anderson®, Blackburn®, FCI Burndy®, ILSCO®, Panduit®, Penn-Union® and Thomas & Betts®.

CAT. NO. UPC NO. DESCRIPTION

CAT. NO.	UPC NO.	DESCRIPTION
HKL1232	23521	12-Ton Hydraulic Crimping Tool, 1.4" (32 mm) opening



12-Ton Remote-Powered Crimping Heads



RK1240



RK1240C

- Use Greenlee KC12, KA12 and KD12 crimping dies as well as industry "U" type dies
- Crimping head has 1.65" (42 mm) opening.
- New head designs result in lower weight and improved durability – tested to 50,000 crimp cycles.
- Boss included on each crimping head for use with hotsticks.
- Easy to get into tight locations, light weight makes them excellent choices for hotstick use.
- Single-acting tools require an external hydraulic pump capable of 10,000 psi (700 bar).
- Equipped with a 3/8" male screw-type coupler.
- Capable of crimping a wide range of lugs, C-taps, H-taps and overhead tension sleeves.
- Covered head models have two layers of PVC that total approximately 3/16" (4.8 mm) thick. The outer layer is black and the inner layer is red.
- Includes carrying case.
- See pages 430- 433 for hydraulic hose and pump selection.

SPECIFICATIONS

Capacity*	8 AWG to 750 kcmil copper color-coded lugs and splices. See crimping tool capacity chart on pg. 196 for additional capabilities
Crimping Force	24,000 lbs (106 kN)
Length	11-7/8" (302 mm)
Weight	RK1240 – 9.7 lbs. (4.4 kg)
Max. Operating Pressure	10,000 psi (700 bar)

CAT. NO. UPC NO. DESCRIPTION

RK1240	05351	12-Ton Remote-Powered Crimping Head, 1.65" (42 mm) opening
RK1240C	07205	12-Ton Remote-Powered Crimping Head, 1.65" (42 mm) opening, PVC covered

Crimping dies on page 212

**RK1240 are UL and cUL classified with Anderson, Blackburn, FCI Burndy, ILSCO, Panduit, Penn-Union and Thomas & Betts copper and aluminum color coded lugs and splices when used with Greenlee KC12 and KA12 crimping dies. The products listed above are registered trademarks of Anderson®, Blackburn®, FCI Burndy®, ILSCO®, Panduit®, Penn-Union® and Thomas & Betts®.*

Gator® Battery-Powered 15-Ton Crimping Tool



EK1550L11

15-TON

- Intelligent Crimping System Technology includes a pressure sensor that monitors the crimping force of each crimp and provides the operator a visual and audible alert if the force is below specifications.
- State of the art 18V lithium ion (Li-ion) battery provides 70% more cycles per charge and faster cycle times.
- Automatic Retraction Stop (ARS) which retracts the ram just enough to get ready for the next cycle saving time and energy.
- LED light provides the operator with the battery charge and tool maintenance status.
- Two-stage hydraulic system provides fast advance and power speeds, saving time.
- Forward handle position improves tool balance.
- One trigger controls all tool functions.
- Crimping head rotates 3500
- Tools automatically retract when the crimping cycle is complete
- Overmolded tacky grip areas make gripping the tool easier and more comfortable.
- LED work light illuminates dark work areas.
- Greenlee battery-powered crimping tools now use bio-degradable oil.
- Smart chargers control the charging current, charging voltage and battery temperature to maximize battery life
- Available with 120V, 12V or 230V battery charger or with 120V or 230V corded adapter in place of batteries and charger
- Interchangeable adapters permit the use of a wide variety of crimping dies. Accepts Kearney PH4/P14 dies without adapter.
- Assist handle is included to provide better balance for the tool

SPECIFICATIONS	BATTERY POWERED
Capacity	Color-coded copper lugs and splices, 8 AWG to 1000 kcmil (MCM). Color-coded aluminum lugs and splices, 8 AWG to 1000 kcmil (MCM).
Crimping Force	30,000 lb (134 kN)
Length	19-5/8" (498 mm)
Height	15" (381 mm)
Weight	19 lbs. (8.5 kg)
Battery	18 V, 3.0 Ah, Li-ion
Battery Charge Time	1 hour
Est. Cycles per Charge	50

*EK1550L tools are UL and cUL classified with Anderson, Blackburn, Burndy, ILSCO, Panduit, Penn-Union and Thomas & Betts copper and aluminum color coded lugs and splices when used with 48802 die adapters and with Greenlee KC12 and KA12 crimping dies. The products listed above are registered trademarks of Anderson®, Blackburn®, FCI Burndy®, ILSCO®, Panduit®, Penn-Union® and Thomas & Betts®.

CAT. NO.	UPC NO.	DESCRIPTION
EK1550L11	52150	15-Ton Battery-Powered Crimping Tool w/120 V charger
EK1550L12	52151	15-Ton Battery-Powered Crimping Tool w/12 V charger
EK1550L22	52152	15-Ton Battery-Powered Crimping Tool w/230 V charger
EK1550L120	52152	15-Ton Battery-Powered Crimping Tool w/120 V AC Adapter
EK1550L230	52154	15-Ton Battery-Powered Crimping Tool w/230 V AC Adapter
48820	48820	A Die Adapters - Burndy P dies (Y46), IlSCO ILD-P dies
48788	48788	A Die Adapters - T&B 15600 dies, Blackburn 15600 dies
48802	48802	A Die Adapters - Greenlee 12-Ton dies, Burndy 12-Ton dies, IlSCO ILD dies, T&B 15500 dies, Blackburn 15500 dies
48824	48824	A Die Adapters - Kearney PH2/WH2
12274	12274	A Carrying Strap
52176	52176	R 18 V, 3.0 Ah, Li-ion Battery
10118	10118	R Carrying Case
52178	52178	R 120V Charger
52179	52179	R 12V Charger
52180	52180	R 230V Charger

Wire & Cable Termination

USA

Tel: 800.435.0786
Fax: 800.451.2632

CANADA

Tel: 800.435.0786
Fax: 800.524.2853

INTERNATIONAL

Tel: +1.815.397.7070
Fax: +1.815.397.9247



15-Ton Crimping Tool



- Interchangeable adapters permit the use of a wide variety of die types for all common crimping applications.
- Accepts Kearney PH4/PH14 dies without adapters.
- Zinc-plated head resists corrosion better than other finishes.
- Hot stick attachment point is standard.
- Operates with most 10,000 psi (700 bar) hydraulic sources.
- Equipped with 3/8" male screw-type 10,000 psi (700 bar) coupler.
- Includes carrying case.
- See pages 430- 433 for hose and pump selection.

SPECIFICATIONS

Capacity*	Color-Coded copper lugs and splices: #8 to 1500 kcmil (MCM) Color-Coded aluminum lugs and splices: #8 to 1000 kcmil (MCM) For other connector types, see the capacity chart on page 196
Crimping Force at 10,000 psi (700 bar)	30,000 lbs (133 kN)
Length	15" (380 mm);
Width	3" (76 mm)
Height	5-3/8" (135 mm)
Weight	14.1 lbs. (6.4 kg)

Operating Pressure	10,000 psi (700 bar)
---------------------------	----------------------

CAT. NO. UPC NO. DESCRIPTION

RK1550	05353	15-Ton Single-Acting Remote-Powered Crimping Tool
48820	48820	Die Adapters – Burndy P dies (Y46), IlSCO ILD-P dies
48788	48788	Die Adapters – T&B 15600 dies, Blackburn 15600 dies
48802	48802	Die Adapters – Greenlee U dies, Burndy U dies, IlSCO ILD dies, T&B 15500 dies, Blackburn 15500 dies
48824	48824	Die Adapters – Kearney PH2/WH2 dies

*UL and cUL classified with Anderson, Blackburn, FCI Burndy, ILSCO, Panduit, Penn-Union and Thomas & Betts copper and aluminum color-coded lugs and splices up to 750kcmil using 48802 die adapters when used with Greenlee KC12 and KA12 crimping dies. The products listed above are registered trademarks of Anderson®, Blackburn®, FCI Burndy®, ILSCO®, Panduit®, Penn-Union® and Thomas & Betts®.

Crimping Tool 8-1 AWG



- Small size and light weight make this an ideal tool for crimping small lugs and splices.
- Easily fits in tool pouches.
- Full-cycle mechanism assures that crimps are complete.
- Jaws can be opened in mid-cycle if necessary to adjust connector.
- Wide grips make crimping easy on the hands.

CAT. NO. UPC NO. DESCRIPTION

K111	10763	Crimping Tool
------	-------	---------------

SPECIFICATIONS

Capacity*	8 AWG – 1 AWG copper color-coded connectors
Length	10" (273 mm)
Weight	1.4 lbs. (0.6 kg)

*UL and cUL classified with Anderson, Blackburn, Burndy, ILSCO, Panduit, Penn-Union and Thomas & Betts copper color-coded connectors. The products listed above are registered trademarks of Anderson®, Blackburn®, FCI Burndy®, ILSCO®, Panduit®, Penn-Union® and Thomas & Betts®.

K-Series Crimping Tool 8-1/0 AWG



- Crimps smaller copper connectors.
- Small, light weight, easy to handle.
- Easy to get in tight locations.
- Color-coded, hexagonal rotating dies.
- Full cycle mechanism releases only after full crimp cycle is completed.


CAT. NO.	UPC NO.	DESCRIPTION
K05-1GL	02624	Crimping Tool
K05-1SPGL	02625	Crimping Tool, full cycle mechanism
02694	02694	R Die Set

SPECIFICATIONS	
Capacity*	8 AWG – 1/0 AWG Copper
Length	15.4" (390 mm)
Weight	2.4 lbs. (1.1 kg)

*UL and cUL classified with Anderson, Blackburn, Burndy, ILSCO, Panduit, Thomas & Betts and Penn-Union copper connectors.

The products listed above are registered trademarks of Anderson®, Blackburn®, FCI Burndy®, ILSCO®, Panduit®, Penn-Union® and Thomas & Betts®.

K-Series Crimping Tool 8-4/0 AWG



- Crimps all the popular small to mid-range copper connector sizes.
- Long length results in low handle efforts.
- Color-coded, hexagonal rotating dies.
- Full cycle mechanism releases only after full crimp cycle is completed.


CAT. NO.	UPC NO.	DESCRIPTION
K09-2GL	02628	Crimping Tool
K09-2SPGL	02629	Crimping Tool, full cycle mechanism
02912	02912	R Die Set

SPECIFICATIONS	
Capacity*	8 AWG – 4/0 AWG Copper
Length	25.5" (650 mm)
Weight	6.4 lbs. (2.9 kg)

*UL and cUL classified with Anderson, Blackburn, Burndy, ILSCO, Panduit, Thomas & Betts and Penn-Union copper connectors.

The products listed above are registered trademarks of Anderson®, Blackburn®, FCI Burndy®, ILSCO®, Panduit®, Penn-Union® and Thomas & Betts®.

K-Series Crimping Tool 3/0-400



- Crimps the larger copper connector sizes all the way to 400 kcmil (MCM).
- Color-coded, hexagonal rotating dies.

CAT. NO.	UPC NO.	DESCRIPTION
K09-3GL	02630	Crimping Tool
02913	02913	R Die Set

SPECIFICATIONS	
Capacity*	3/0 AWG – 400 kcmil (MCM) Copper
Length	25.5" (650 mm)
Weight	6.4 lbs. (2.6 kg)

*UL classified and CSA certified with Anderson, Blackburn, Burndy, ILSCO, Panduit, Thomas & Betts and Penn-Union copper connectors.

The products listed above are registered trademarks of Anderson®, Blackburn®, FCI Burndy®, ILSCO®, Panduit®, Penn-Union® and Thomas & Betts®.

Manual Crimping Tool



K425BG

- Designed for crimping a wide range of overhead service entrance connections, overhead splices, and overhead taps.
- Easy-to-use MD-6 type "pop" tool.
- K425 tools are equipped with D₃ die groove and either "BG" or "O" die groove.
- K425K tools are equipped with a die groove for Kearney® "O" dies and either a 5/8" or "O" die groove
- The D₃ die groove serves as a die seat for all Greenlee KD6 and industry "W" type dies. Page 211.
- Bent fiberglass handles provide a solid grip, good leverage and better durability than wood.
- Teflon-impregnated bushings at pivot joints provide smooth operation and long life.
- Complete crimps are assured with an over-center cam mechanism.
- Tool can easily be checked visually for proper adjustment and can be adjusted with Allen wrenches.

CAT. NO.	UPC NO.	DESCRIPTION
K4250	02064	Crimping Tool with D ₃ and O die grooves
K425BG	02065	Crimping Tool with D ₃ and BG die grooves
K425K58	08160	Crimping Tool with Kearney® O and 5/8 die grooves
K425K0	08161	Crimping Tool with Kearney® D and O die grooves

SPECIFICATIONS	
Capacity*	See capacity chart on page 196
Crimping Force	9,000 lb. (40 kN)
Length	25-3/8" (645 mm)
Weight	7.1 lbs. (3.2 kg)

N = NEW PRODUCT **R** = REPLACEMENT PART **A** = ACCESSORY



DIELESS CRIMPING

Gator[®] Battery-Powered Quad-Point Dieless Crimping Tools

NEW

IntelliCRIMP

ARS

18V
Lithium-Ion

LED



DIELESS

6.2-TON



EKO6ATL



EKO6FTL



- Intelligent Crimping System Technology includes a pressure sensor that monitors the crimping force of each crimp and provides the operator a visual and audible alert if the force is below specifications.
- State of the art 18V lithium ion (Li-ion) battery provides 70% more cycles per charge and faster cycle times.
- Automatic Retraction Stop (ARS) which retracts the ram just enough to get ready for the next cycle saving time and energy.
- LED light provides the operator with the battery charge and tool maintenance status.
- Two-stage hydraulic system provides fast advance and power speeds, saving time.
- Forward handle position improves tool balance.
- One trigger controls all tool functions.
- Crimping head rotates 350°
- Tools automatically retract when the crimping cycle is complete
- Overmolded tacky grip areas make gripping the tool easier and more comfortable.
- LED work light illuminates dark work areas.
- Greenlee battery-powered crimping tools now use bio-degradable oil.
- Smart chargers control the charging current, charging voltage and battery temperature to maximize battery life.
- Utilizes four indentors to make the crimp.
- Flip-top style uses a pull pin to open head for easy removal from the connector.
- U.S. Patents #6,206,663 and #6,065,326
- Available with 120V, 12V or 230V battery charger or with 120V or 230V corded adapter in place of batteries and charger.

SPECIFICATIONS	BATTERY POWERED
Capacity*	See crimping tool capacity chart on page 196
Crimping Force	12,400 lbs (55 kN)
Length	EKO6ATL & EKO6ATCL – 14" (355 mm) EKO6FTL – 14-7/8" (378 mm)
Weight	EKO6ATL & EKO6ATCL – 12 lbs. (5.4 kg) EKO6FT – 11 lbs. (5 kg)
Battery	18V 3.0 Ah Li-ion
Battery Charge Time	1 hour

CAT. NO.	UPC NO.	DESCRIPTION
EKO6ATL11	52053	Quad-Point Battery-Powered Crimping Tool, Open Head Dieless, 120 V Charger
EKO6ATL12	52054	Quad-Point Battery-Powered Crimping Tool, Open Head Dieless, 12 V Charger
EKO6ATL22	52055	Quad-Point Battery-Powered Crimping Tool, Open Head Dieless, 230 V Charger
EKO6ATL120	52056	Quad-Point Crimping Tool w/120V AC Adapter
EKO6ATL230	52057	Quad-Point Crimping Tool w/230V AC Adapter
EKO6ATCL11	52058	Quad-Point Battery-Powered Crimping Tool, Open Rubber Covered Head Dieless, 120 V Charger
EKO6ATCL12	52059	Quad-Point Battery-Powered Crimping Tool, Open Rubber Covered Head Dieless, 12 V Charger
EKO6ATCL22	52060	Quad-Point Battery-Powered Crimping Tool, Open Rubber Covered Head Dieless, 230 V Charger
EKO6ATCL120	52061	Quad-Point Crimping Tool w/120V AC Adapter
EKO6ATCL230	52062	Quad-Point Crimping Tool w/230V AC Adapter
EKO6FTL11	52063	Quad-Point Battery-Powered Crimping Tool, Flip-Top Head Dieless, 120 V Charger
EKO6FTL12	52064	Quad-Point Battery-Powered Crimping Tool, Flip-Top Head Dieless, 12 V Charger
EKO6FTL22	52065	Quad-Point Battery-Powered Crimping Tool, Flip-Top Head Dieless, 230 V Charger
EKO6FTL120	52066	Quad-Point Crimping Tool w/120V AC Adapter
EKO6FTL230	52067	Quad-Point Crimping Tool w/230V AC Adapter
52176	52176	(R) 18V 3.0 Ah Li-ion
10118	10118	(R) Carrying Case
12274	12274	(R) Carrying Strap
52178	52178	(A) 120V Charger
52179	52179	(R) 12V Charger
52180	52180	(R) 230V Charger

*FT tools are UL and cUL classified with #4AWG – 750 kcmil (MCM) copper color-coded connectors and #6AWG – 750 kcmil (MCM) aluminum color-coded connectors of the following brands: Anderson, Blackburn, FCI Burndy, IlSCO, Panduit, Penn-Union, and Thomas & Betts.
AT tools are UL and cUL classified with #4 – 500 kcmil (MCM) copper color-coded connectors of the following brands: Anderson, Blackburn, FCI Burndy, ILSCO, Panduit, Penn-Union, & Thomas & Betts.
The products listed above are registered trademarks of Anderson[®], Blackburn[®], FCI Burndy[®], ILSCO[®], Panduit[®], Penn-Union[®] and Thomas & Betts[®].

Wire & Cable Termination

INTERNATIONAL

Tel: +1.815.397.7070
Fax: +1.815.397.9247

CANADA

Tel: 800.435.0786
Fax: 800.524.2853

USA

Tel: 800.435.0786
Fax: 800.451.2632

Manual Hydraulic Quad-Point Dieless Crimping Tools



HK06AT



HK06FT

- Utilizes four indentors to make the crimp.
- Two-speed pump advances the ram quickly to start the crimp, reducing crimp completion time. The ram automatically retracts after the crimp is complete.
- Flip-top style uses a pull pin to open head for easy removal from the connector.
- Compact, featuring a 360° rotating head.
- Includes carrying case, test gauge and test slugs.
- U.S. Patents #6,206,663 and #6,065,326.

CAT. NO.	UPC NO.	DESCRIPTION
HK06AT	06065	Hydraulic Quad-Point Crimping Tool, Open Head Dieless
HK06FT	06196	Hydraulic Quad-Point Crimping Tool, Flip-Top Dieless

SPECIFICATIONS

Capacity*	See crimping tool capacity chart on page 196.
Length	HK06AT – 20-3/4" (525 mm) HK06FT – 21-1/16" (535 mm)
Weight	9.0 lbs. (4.1 kg)

*FT tools are UL and cUL classified with #4AWG – 750 kcmil (MCM) copper color-coded connectors and #6AWG – 750 kcmil (MCM) aluminum color-coded connectors of the following brands: Anderson, Blackburn, FCI Burndy, IlSCO, Panduit, Penn-Union, and Thomas & Betts.

AT tools are UL and cUL classified with #4 – 500 kcmil (MCM) copper color-coded connectors of the following brands: Anderson, Blackburn, FCI Burndy, ILSCO, Panduit, Penn-Union, & Thomas & Betts.

The products listed above are registered trademarks of Anderson®, Blackburn®, FCI Burndy®, ILSCO®, Panduit®, Penn-Union® and Thomas & Betts®.

Quad-Point Dieless Remote-Powered Crimping Heads



RK06FT



RK06AT

- Utilizes four indentors to make the crimp.
- Operates from 10,000 psi (700 bar) hydraulic pumping sources.
- Small and lightweight for difficult-to-reach locations.
- Equipped with 3/8 in. male screw-type couplers.
- Flip-top style uses a pull pin to open head for easy removal from the connector.
- Includes carrying case, test gauge and test slugs.
- See pages 430-433 for hose and pump selection.

CAT. NO.	UPC NO.	DESCRIPTION
RK06AT	06066	Remote Powered Quad-Point Crimping Tool, Open Head Dieless
RK06FT	06197	Remote Powered Quad-Point Crimping Tool, Flip-Top Head Dieless

SPECIFICATIONS

Capacity*	See crimping tool capacity chart on page 196.
Crimping Force	6.2 tons (55 kN)
Length	RK06AT – 10" (254 mm); RK06FT – 10-1/2" (267 mm)
Weight	6.2 lbs. (2.8 kg)

*FT tools are UL and cUL classified with #4AWG – 750 kcmil (MCM) copper color-coded connectors and #6AWG – 750 kcmil (MCM) aluminum color-coded connectors of the following brands: Anderson, Blackburn, FCI Burndy, IlSCO, Panduit, Penn-Union, and Thomas & Betts.

AT tools are UL and cUL classified with #4 – 500 kcmil (MCM) copper color-coded connectors of the following brands: Anderson, Blackburn, FCI Burndy, ILSCO, Panduit, Penn-Union, & Thomas & Betts.

The products listed above are registered trademarks of Anderson®, Blackburn®, FCI Burndy®, ILSCO®, Panduit®, Penn-Union® and Thomas & Betts®.

Gator® Dieless Crimping Tools

NEW



IntelliCRIMP

ARS

18V
Lithium-Ion



DIELESS

12-TON



EK12IDL

SPECIFICATIONS

EK12IDL

Length 16 1/2" (420 mm)

Height 14 1/2" (368 mm)

Weight 15 lbs (6.8 kg)

Battery 18V 3.0 Ah Li-ion

Battery Charge Time: 1 hour

Capacity*

- Copper Color Coded Lugs and Splices: 4 AWG to 1000 kcmil*
- Aluminum Color Coded Lugs and Splices: 6 AWG to 1000 kcmil*

- Dieless indent style crimping head does not require interchangeable crimping dies.
- Intelligent Crimping System Technology includes a pressure sensor that monitors the crimping force of each crimp and provides the operator a visual and audible alert if the force is below specifications.
- State of the art 18V lithium ion (Li-ion) battery provides 70% more cycles per charge and faster cycle times.
- Automatic Retraction Stop (ARS) which retracts the ram just enough to get ready for the next cycle saving time and energy.
- LED light provides the operator with the battery charge and tool maintenance status.
- Two-stage hydraulic system provides fast advance and power speeds, saving time.
- Forward handle position improves tool balance.
- One trigger controls all tool functions.
- Crimping head rotates 350°
- Tools automatically retract when the crimping cycle is complete
- Overmolded tacky grip areas make gripping the tool easier and more comfortable.
- LED work light illuminates dark work areas.
- Greenlee battery-powered crimping tools now use bio-degradable oil.
- Smart chargers control the charging current, charging voltage and battery temperature to maximize battery life.
- Flip open crimping head will allow crimping of 4 AWG - 1000 kcmil copper or 6 AWG - 1000 kcmil aluminum with no dies to change.
- Available with 120V, 12V or 230V battery charger or with 120V or 230V corded adapter in place of batteries and charger

CAT. NO. UPC NO. DESCRIPTION

EK12IDL11	52048	Battery-Powered Dieless Crimping Tool, 115 V Battery Charger
EK12IDL12	52049	Battery-Powered Dieless Crimping Tool, 12 V Battery Charger
EK12IDL22	52050	Battery-Powered Dieless Crimping Tool, 230 V Battery Charger
EK12IDL120	52051	Crimping Tool w/120V AC Adapter
EK12IDL230	52052	Crimping Tool w/230V AC Adapter
12274	12274	A Carrying Strap
52178	52178	R 120V Charger
52179	52179	R 12V Charger
52180	52180	R 230V Charger
52176	52176	R 18V 3.0 Ah Li-ion Battery
10118	10118	R EK12IDL Carrying Case

*UL and cUL classified with Anderson®, Blackburn®, Burndy®, ILSCO®, Panduit®, Thomas & Betts®, Penn-Union® and Tyco® color-coded connectors. The products listed above are registered trademarks of Anderson®, Blackburn®, FCI Burndy®, ILSCO®, Panduit®, Penn-Union® and Thomas & Betts® and Tyco®.

Hand Hydraulic Dieless Crimping Tool

NEW



- Dieless indent style crimping head does not require interchangeable crimping dies
- Flip-open Crimping head rotates 350° to get into tight locations
- Two-speed pump provides rapid crimping cycle time.
- Lightweight and strong fiberglass handles
- Comes with a molded carrying case

CAT. NO. UPC NO. DESCRIPTION

HK12ID	10107	Dieless Hydraulic Crimping Tool
--------	-------	---------------------------------

SPECIFICATIONS

Capacity*	Copper – 4 AWG - 1000 kcmil (MCM) Aluminum – 6 AWG - 1000 kcmil (MCM)
Length	26" (657 mm)
Weight	15 lbs. (7 kg)

*UL and cUL classified with Anderson®, Blackburn®, Burndy®, ILSCO®, Panduit®, Thomas & Betts®, Penn-Union® and Tyco® color-coded connectors. The products listed above are registered trademarks of Anderson®, Blackburn®, FCI Burndy®, ILSCO®, Panduit®, Penn-Union® and Thomas & Betts® and Tyco®.

Dieless Crimping Tool to 1000 kcmil (MCM)



*UL and cUL classified for use with Anderson, Blackburn, FCI Burndy, ILSCO, Panduit, Penn-Union and Thomas & Betts copper color-coded connectors 4 AWG-1000 kcmil (MCM) and aluminum color-coded connectors 6 AWG-1000 kcmil (MCM). The products listed above are registered trademarks of Anderson®, Blackburn®, FCI Burndy®, ILSCO®, Panduit®, Penn-Union® and Thomas & Betts®.

- Dieless crimping head; no dies to lose or replace.
- Patented pressure system automatically changes crimping force for each connector size/type. Eliminates errors.
- Seven indent profile requires fewer crimps per connector.
- Automatic two-speed pump for rapid advance.
- 15 ton (133.4 kN) maximum crimping force.
- Swivel head rotates 180° for maximum flexibility.
- Hinged head for easy connector loading and unloading.
- Includes Pressure Test Kit and carrying case.
- Not for use with "C" and "H" taps.

CAT. NO. UPC NO. DESCRIPTION

1990	32489	Dieless Crimping Tool to 1000 kcmil (MCM)
32891	32891	R Pressure Test Kit includes 30 test slugs and gauge

SPECIFICATIONS

Capacity	Copper – #4 AWG - 1000 kcmil (MCM) Aluminum – # 6 AWG - 1000 kcmil (MCM) For use with connectors up to a maximum of 1.815" (46.10 mm) diameter
Length	26.5" (673 mm)
Weight	16.5 lbs. (7.5 kg)

Utility Dieless Crimping Tool



- Self-contained hydraulic crimper/press designed to crimp compression sleeves and lugs in underground applications.
- Dieless crimping head; no dies to lose or replace.
- Automatic pressure setting, easy to use.
- Two-speed pump for rapid ram advance, 15 ton (133.4 kN) maximum crimping force.
- Hinged head opens for easy loading and unloading.
- Head rotates 180°.
- Includes Pressure Test Kit and carrying case.

CAT. NO. UPC NO. DESCRIPTION

44999	44999	Utility Dieless Crimping Tool
32891	32891	R Pressure Test Kit includes 30 test slugs and gauge

SPECIFICATIONS

Capacity	Copper – 1/0 - 1000 kcmil (MCM) Aluminum – 1/0 - 1000 kcmil (MCM) For use with connectors up to a maximum of 1.895" (48 mm) diameter
Weight	16.5 lbs. (7.5 kg)

Indenter Crimping Tool



- Simple screw adjustment for connector size.
- Forged body and handle for durability.

CAT. NO. UPC NO. DESCRIPTION

1981	06894	Indenter Crimping Tool
------	-------	------------------------

SPECIFICATIONS

Capacity	Copper color-coded connectors: 8 AWG-250 kcmil (MCM) Aluminum color-coded connectors: 8 AWG-4/0 kcmil (MCM)
Length	22-3/8" (568 mm)
Weight	6.8 lbs. (3.1 kg)

*UL and cUL classified for use with Anderson, Blackburn, FCI Burndy, ILSCO, Panduit, Penn-Union, and Thomas & Betts copper and aluminum color-coded lugs and splices. The products listed above are registered trademarks of Anderson®, Blackburn®, FCI Burndy®, ILSCO®, Panduit®, Penn-Union® and Thomas & Betts®.



CRIMPING DIES

Crimping Dies for 4-Ton EK410L Tools



4-TON CRIMPING DIE KIT*

CAT. NO.	UPC NO.	DESCRIPTION
KC4CU	02037	Complete Die Set for copper connectors. Includes dies for 8 AWG to 300 kcmil (MCM) copper connectors. (Dies can be stored in tool carrying case.)
KA4AL	12237	Complete die set for aluminum connectors. Includes dies for 8 AWG through 2/0 AWG. (Dies can be stored in tool carrying case.)

KC4 DIES FOR SERVICE ENTRANCE CONNECTORS

CAT. NO.	UPC NO.	DESCRIPTION
KD4-10	02021	Crimping Dies for 5/8" Service Entrance Connectors
KD4-840	02022	Crimping Dies for 840 Service Entrance Connectors
24163	24163	Blank Crimping Dies

DIES FOR CRIMPING COLOR-CODED COPPER & ALUMINUM LUGS & SPLICES*

CABLE SIZE	ALUMINUM			COPPER		
	CAT. NO.	UPC NO.	COLOR	CAT. NO.	UPC NO.	COLOR
8 AWG	KA4-8	12222	Blue	KC4-8	02075	Red
6 AWG	KA4-6	12223	Gray	KC4-6	02076	Blue
4 AWG	KA4-4	12225	Green	KC4-4	02077	Gray
2 AWG	KA4-2	12226	Pink	KC4-2	02078	Brown
1 AWG	KA4-1	12227	Gold	KC4-1	02079	Green
1/0 AWG	KA4-1/0	12228	Tan	KC4-1/0	02080	Pink
2/0 AWG	KA4-2/0	12229	Olive	KC4-2/0	02081	Black
3/0 AWG	—	—	—	KC4-3/0	02082	Orange
4/0 AWG	—	—	—	KC4-4/0	02083	Purple
250 kcmil (MCM)	—	—	—	KC4-250	02084	Yellow
300 kcmil (MCM)	—	—	—	KC4-300	10988	White

*Note: Connections are UL and cUL classified for copper and aluminum when used with Anderson, Blackburn, FCI Burndy, ILSCO, Panduit, Thomas & Betts and Penn-Union color-coded lugs and splices.

Crimping Dies for 6-Ton Tools

All dies on this page for use with EK628L, ECCXL, and EK622L tools.



6-TON CRIMPING KITS*

CAT. NO.	UPC NO.	DESCRIPTION
K22S1GL	03078	Die Kit for 8 AWG to 600 kcmil Copper Connectors – Includes all copper die sets listed below and carrying case
KD06AL	01631	Die Kit for 8 AWG to 350 kcmil Aluminum Connectors – Includes all aluminum die sets listed below and carrying case

DIES FOR CRIMPING COLOR-CODED COPPER & ALUMINUM LUGS & SPLICES* (Require UA22 adapter when used with ECCXL, HCCX, & RCCX tools)

22 SERIES CRIMPING DIES

CABLE SIZE	ALUMINUM			COPPER		
	CAT. NO.	UPC NO.	COLOR	CAT. NO.	UPC NO.	COLOR
8 AWG	KA22-8	06744	Blue	KC22-8	03079	Red
6 AWG	KA22-6	06745	Gray	KC22-6	03080	Blue
4 AWG	KA22-4	06746	Green	KC22-4	03081	Gray
2 AWG	KA22-2	06747	Pink	KC22-2	03082	Brown
1 AWG	KA22-1	06749	Gold	KC22-1	03083	Green
1/0 AWG	KA22-1/0	06750	Tan	KC22-1/0	03084	Pink
2/0 AWG	KA22-2/0	06751	Olive	KC22-2/0	03085	Black
3/0 AWG	KA22-3/0	06752	Ruby	KC22-3/0	03086	Orange
4/0 AWG	KA22-4/0	06753	White	KC22-4/0	03087	Purple
250 kcmil (MCM)	KA22-250	06754	Red	KC22-250	03088	Yellow
300 kcmil (MCM)	KA22-300	06755	Blue	KC22-300	03089	White
350 kcmil (MCM)	KA22-350	06756	Brown	KC22-350	03090	Red
400 kcmil (MCM)	—	—	—	KC22-400	03091	Blue
500 kcmil (MCM)	—	—	—	KC22-500	03092	Brown
600 kcmil (MCM)	—	—	—	KC22-600B	03094	Green

*Note: Connections are UL and cUL classified for copper and aluminum, when used with Greenlee tools on Anderson®, Blackburn®, FCI Burndy®, ILSCO®, Panduit®, Thomas & Betts® and Penn-Union® color-coded lugs and splices.

DIES FOR USE WITH SERVICE ENTRANCE CONNECTORS, C-TAPS, H-TAPS, OVERHEAD AND UNDERGROUND CONNECTORS (Require UAW adapter when used with ECCXL tools, Requires CJD3, CJD3BG, or CJD30 jaws when used with EK628L tools)

"W"-STYLE DIES

CAT. NO.	UPC NO.	BURNDY NO.	CAT. NO.	UPC NO.	BURNDY NO.
KD6-10	10165	W-BG	KD6-18	10173	W-166
KD6-11	10166	W-O	KD6-19	10174	W-243
KD6-12	10167	W-C	KD6-20	10175	W-247
KD6-13	10168	W-K840	KD6-21	10176	W-249
KD6-14	10169	W-161	KD6-22	10177	W-164
KD6-15	10170	W-162	KD6-24	10179	W-237
KD6-16	10171	W-163	KD6-25	10180	W-239
KD6-17	10172	W-165	KD6-27	10182	W-28K

N = NEW PRODUCT **R** = REPLACEMENT PART **A** = ACCESSORY





Crimping Dies for 12-Ton Tools



All dies on this page for use with EK1230L, EK1240L, HK1230, HK1240, RK1240, HKL1232, and E12CCX tools, and RK1550 equipped with 48802 die adapter.

12-TON CRIMPING KITS

"U" STYLE DIE KITS

CAT. NO.	UPC NO.	DESCRIPTION
KD12CU	10260	Die Kit for 6 AWG to 750 kcmil Copper Connectors – Includes all copper die sets below except KC12-8
KD12AL	10261	Die Kit for 6 AWG to 750 kcmil Aluminum Connectors – Includes all aluminum die sets below except 35776.

DIES FOR CRIMPING COLOR-CODED COPPER & ALUMINUM LUGS & SPLICES

"U" STYLE DIES

CABLE SIZE	ALUMINUM**			COPPER*		
	CAT. NO.	UPC NO.	COLOR	CAT. NO.	UPC NO.	COLOR
8 AWG	KA12-8	22084	Blue	KC12-8	10996	Gray
6 AWG	KA12-6	22085	Gray	KC12-6	10997	Blue
4 AWG	KA12-4	22086	Green	KC12-4	10998	Gray
2 AWG	KA12-2	22087	Pink	KC12-2	10999	Brown
1 AWG	KA12-1	22088	Gold	KC12-1	11003	Green
1/0 AWG	KA12-1/0	22089	Tan	KC12-1/0	11004	Pink
2/0 AWG	KA12-2/0	22090	Olive	KC12-2/0	11007	Black
3/0 AWG	KA12-3/0	22121	Ruby	KC12-3/0	11010	Orange
4/0 AWG	KA12-4/0	22122	White	KC12-4/0	11011	Purple
250 kcmil (MCM)	KA12-250	22123	Red	KC12-250	11012	Yellow
300 kcmil (MCM)	KA12-300	22124	Blue	KC12-300	11013	White
350 kcmil (MCM)	KA12-350	22125	Brown	KC12-350	11014	Red
400 kcmil (MCM)	KA12-400	22126	Green	KC12-400	11015	Blue
500 kcmil (MCM)	KA12-500	22127	Pink	KC12-500	11016	Brown
600 kcmil (MCM)	KA12-600	22128	Black	KC12-600	11018	Green
750 kcmil (MCM)	KA12-750	22129	Yellow	KC12-750	11020	Black



KA12-500



KC12-250

*Connections are UL and cUL classified for copper connectors when used with Greenlee tools on Anderson®, Blackburn®, FCI Burndy®, ILSCO®, Panduit®, Thomas & Betts® and Penn-Union® color-coded lugs and splices.

**Connections are UL and cUL classified for aluminum connectors when used with Greenlee tools on Anderson®, Blackburn®, FCI Burndy®, ILSCO®, Panduit®, Thomas & Betts® and Penn-Union® color-coded lugs and splices.

DIES FOR USE WITH SERVICE ENTRANCE CONNECTORS, C-TAPS, H-TAPS, OVERHEAD AND UNDERGROUND CONNECTORS

ADDITIONAL "U"-STYLE DIES

CAT. NO.	UPC NO.	BURNDY NO.	CAT. NO.	UPC NO.	BURNDY NO.
KD12-10	10188	U-BG	KD12-30	10200	U-D3
KD12-11	10189	U-O	KD12-32	10202	U-F
KD12-12	10190	U-C	KD12-33	10203	U-997
KD12-14	10192	U-161	KD12-35	10205	U-238
KD12-15	10193	U-162	KD12-36	10206	U-654
KD12-17	10195	U-165	KD12-37	10207	U-655
KD12-18	10196	U-166	KD12-38	10208	U-658
KD12-19	10197	U-243	KD12-39	10209	U-659
KD12-20	10198	U-247	KD12-40	10210	U-998
KD12-21	10199	U-249			



ACCESSORIES

Crimping Die Carrying Case



- Holds 15 KC22, KA22, KC12, KA12 or "U" style crimping die sets.

CAT. NO.	UPC NO.	DESCRIPTION
01082	01082	Crimping Die Carrying Case (dies not included)

Crimping Tool Load Cell



- Test gauge measures the force output of Greenlee 1230 and 1240 crimping tools.
- Includes test gauge and blank die set.

CAT. NO.	UPC NO.	DESCRIPTION
35887	35887	Crimping Tool Load Cell – 12 Ton



Crimping Tool Test Meter



- Electronically measures the force output of crimping tools.
- Data can be transferred to computer files to develop tool histories.
- To take measurements, one TC1KIT, one tool adapter and one sensor are required.
- TC1 is battery powered and can be used in remote locations.
- Includes TC1 measuring unit, battery charger and carrying case.

CAT. NO.	UPC NO.	DESCRIPTION
TC1S KIT	01340	TC1 Unit
MA4	02086	Adapter for EK410L
MA22	06576	Adapter for EK622L, EK622L, CCX, EK628L
MA50	11798	Adapter for EK210L
MA120	06577	Adapter for 1230, 1240, E12CCX, E12CCXL
MA12ID	24054	Adapter for EK12ID, EK12IDL
TF70	06574	Sensor for EK210L, EK410L, EK622L, CCX, EK628L
TF130	06575	Sensor for 1230, 1240, E12CCX, EK12ID, E12CCXL, EK12IDL

ADAPTER AND SENSING UNIT CHART

CRIMPING TOOL	ADAPTER	SENSOR
EK410L	MA4	TF70
EK622L, All CCX Tools, EK628L	MA22	TF70
All 1230 and 1240 Tools	MA120	TF130
HK12ID, EK12IDL	MA12ID	TF130

AC Adapters for Battery-Powered Tools

NEW



- Operates all Greenlee 18V Li-ion battery-powered tools except the ES750, ES85, ES25 and ES1000.
- Easily converts Greenlee 18V Li-ion battery-powered tools to corded tools.
- Same physical size and shape as Greenlee 18V Li-ion batteries, providing unlimited run-time without additional weight or bulk.
- Long 16.5 foot cord allows mobility. Can also be used with an extension cord.
- Provides the same power as a battery for consistent operating performance.

SPECIFICATIONS

	EAC120	EAC230
Input	120 V AC 60 Hz 150W	230 V AC 50 Hz 150W
Output	12 V DC 6.5A	12 V DC 6.5A
Weight	1.6 lb (0.7 kg)	1.6 lb (0.7 kg)

CAT. NO. UPC. NO. DESCRIPTION

EAC18120	52191	AC Adapter, 120 V to 18V
EAC18230	52192	AC Adapter, 230 V to 18V

Battery Charger Adapter

NEW



- Attaches to 52178, 52179 and 52180 Li-ion battery chargers
- Allows chargers to charge Greenlee NiCd & NiMH 12 V and 9.6 V batteries

CAT. NO. UPC. NO. DESCRIPTION

25766	25766	Battery Charger Adapter
-------	-------	-------------------------

REFERENCE

Competitive Die Compatibility

All Dies Listed may be used with the appropriate Greenlee Tools

TOOL TYPE	GREENLEE	BURNDY	T & B	ILSCO	HUSKIE	PANDUIT	BLACKBURN	KEARNEY	PENN-UNION
EK410L	KC4, KA4	—	—	—	—	—	—	—	—
EK628L	KC22, KA22	W, X ⁸	6 TON ⁹	ND ⁸	HT58 ⁸	CD-2001 ⁸	BY ⁹	O ⁹	—
EK622L, EK622L	KC22, KA22, KD6	W, X	—	ND	HT58	CD-2001	—	—	—
CCX	KC22 ¹ , KA22 ¹ , KD6 ²	W ² , X ²	6 TON ³	ND ²	HT ³ , HT58 ²	CD-2001 ²	BY ³	O ³	—
1230	KC12, "U" STYLE, KD12	U	15500 SERIES	ILD	HT41	CD-920	B, H	—	T
1240, 12CCX	KC12, "U" STYLE, KD12	U	15500 SERIES	ILD	HT41	CD-920	B, H	—	T
1240K	—	—	—	—	HTK	—	—	PH2	—
1550	—	P ⁴ , U ⁵	15600 SERIES ⁶ , 15500 SERIES ⁵	ILD-P ⁴ , ILD ⁵	HT61 ⁴ , HT41 ⁵	CD-940 ⁴ , CD-920 ⁵	15600 SERIES ⁶ , B ⁵ , H ⁵	PH2 ⁷	—
K425BG, K4250	K06	W, X	—	ND	HT58	CD-2001	—	—	—

Notes: **BOLD** indicates that use of the proper die adapter is needed.

¹ Use UA22 die adapters

² UAW die adapters

³ Use UAK die adapters

⁴ Use 48820 die adapters

⁵ Use 48802 die adapters

⁶ Use 48788 die adapters

⁷ Use 48824 die adapters

⁸ Use CJD30 or CJD3BG Jaws

⁹ Use CJK Jaws

Crimping Die Cross Reference – Copper Color-Coded Lugs and Splices for 6-Ton Crimping Tools

ECCXL, EK622L, EK628L

CABLE SIZE	COLOR CODE	GREENLEE ¹	BURNDY ²	T & B ³	ILSCO ²	HUSKIE ²	PANDUIT ²	BLACKBURN ³
8 AWG	Red	KC22-8	W8CVT W8CRT X8CRT	6TON21	—	—	CD-2001-8	BY15C
6 AWG	Blue	KC22-6	W5CVT W5CRT X5CRT X8CART	6TON24	—	—	CD-2001-6	BY17C
5 AWG	Blue	NA	W5CVT W5CRT X5CRT	—	—	—	—	—
4 AWG	Gray	KC22-4	W4CVT W4CRT X4CRT	6TON29	—	—	CD-2001-4	BY19C
3 AWG	White	NA	W3CRT	—	—	—	—	—
2 AWG	Brown	KC22-2	W2CVT W2CRT X2CRT	6TON33	—	—	CD-2001-2	BY21C
1 AWG	Green	KC22-1	W1CVT X1CRT-1 W1CRT-1	6TON37	—	—	CD-2001-1	BY53C
1/0 AWG	Pink	KC22-1/0	W25VT W25RT X25RT	6TON42	—	—	CD-2001-1/0	BY23C
2/0 AWG	Black	KC22-2/0	W26VT W26RT X26RT	6TON45	—	—	CD-2001-2/0	BY28C
3/0 AWG	Orange	KC22-3/0	W27VT W27RT X27RT	6TON50	—	—	CD-2001-3/0	BY25C
4/0 AWG	Purple	KC22-4/0	W28VT W28RT X28RT	6TON54	—	—	CD-2001-4/0	BY31C
250 kcmil (MCM)	Yellow	KC22-250	W29VT W29RT X29RT	6TON62	—	—	CD-2001-250	BY27C
300 kcmil (MCM)	White	KC22-300	W30VT W30RT	6TON66	—	—	CD-2001-300	BY35C
350 kcmil (MCM)	Red	KC22-350	W31VT W31RT	6TON71	—	—	CD-2001-350	BY37C
400 kcmil (MCM)	Blue	KC22-400	W32VT W32RT	6TON76	—	—	CD-2001-400	—
500 kcmil (MCM)	Brown	KC22-500	W34VT W34RT	6TON87	—	—	CD-2001-500	—
600 kcmil (MCM)	Green	KC22-600	—	—	—	—	—	—

Notes for 6-ton dies: ¹ Can be used with 22 Series, CCX and EK628L tools. Use UA22 die adapters with CCX. Use without adapters with 22 Series and EK628L.
² Can be used with 22 Series, CCX and EK628L tools. Use UAW die adapters with CCX. Use W die adapters with 22 Series. Use with CJO3 jaws with EK628L.
³ Can be used with CCX and EK628L tools only. Cannot be used with 22 Series tools. Use UAK die adapters with CCX. Use with CJK jaws with EK628L.

N = NEW PRODUCT **R** = REPLACEMENT PART **A** = ACCESSORY

Wire & Cable Termination

USA

Tel: 800.435.0786
Fax: 800.451.2632

CANADA

Tel: 800.435.0786
Fax: 800.524.2853

INTERNATIONAL

Tel: +1.815.397.7070
Fax: +1.815.397.9247



Crimping Die Cross Reference – Copper Color-Coded Lugs and Splices for 12-Ton Crimping Tools

ALL 1230, 1240 & E12CCXL TOOLS*

CABLE SIZE	COLOR CODE	GREENLEE	BURNDY	T & B	ILSCO	HUSKIE	PANDUIT	BLACKBURN	PENN-UNION
8 AWG	Red	KC12-8	U8CRT	15520	ILD-1		CD-920-8	B71CH	
6 AWG	Blue	KC12-6	U5CRT U8CABT	15522	ILD-2	HT41AT	CD-920-6	B73CH	T-7/374
5 AWG	Blue		U5CRT						
4 AWG	Gray	KC12-4	U4CRT U6CABT	15527	ILD-3	HT41AU	CD-920-4	B74CH	T-8/346
3 AWG	White	NA	U3CRT						
2 AWG	Brown	KC12-2	U2CRT	15528	ILD-4	HT41AW	CD-920-2	B75CH	T-9
1 AWG	Green	KC12-1	U1CRT 4UCABT	15513	ILD-4	HT41AX	CD-920-1	B05CH	T-10
1/0 AWG	Pink	KC12-1/0	U25RT U2CABT	15508	ILD-5	HT41AY	CD-920-1/0	B06CHI	T-11/375
2/0 AWG	Black	KC12-2/0	U26RT	15526	ILD-6	HT41AZ	CD-920-2/0	B72CH	T-12/348
3/0 AWG	Orange	KC12-3/0	U27RT	15530	ILD-9	HT41BA	CD-920-3/0	B08CH	T-13
4/0 AWG	Purple	KC12-4/0	U28RT	15511	ILD-10	HT41BC	CD-920-4/0	B09CH	T-14
250 kcmil (MCM)	Yellow	KC12-250	U29RT	15510	ILD-11	HT41BE	CD-920-250	B26CH	T-15
300 kcmil (MCM)	White	KC12-300	U30RT U28ART	15534	ILD-12	HT41BF	CD-920-300	B10CH	T-16
350 kcmil (MCM)	Red	KC12-350	U31RT U29ART	15512	ILD-13	HT41BJ	CD-920-350	B11CH	T-17
400 kcmil (MCM)	Blue	KC12-400	U32RT U30ART	15512	ILD-14	HT41BK	CD-920-400	B11CH	T-18/324
500 kcmil (MCM)	Brown	KC12-500	U34RT U31ART	15506	ILD-15	HT41BL	CD-920-500	B12CH	T-19/470
600 kcmil (MCM)	Green	KC12-600	U36RT U32ART		ILD-16	HT41BM	CD920-600	B36CH	T-20/299
700 kcmil (MCM)	Pink	NA	U38RT	15505	ILD-16				T-20/299
750 kcmil (MCM)	Black	KC12-750	U39RT	15515	ILD-17	HT41BP	CD-920-750	B29CH	T-22/472

Notes for all 12-ton dies: * All 12-ton dies shown can be used with all 1230, 1240 and 12CCX Greenlee tools up to the capacity limits of the tool.

Wire & Cable Termination

INTERNATIONAL

Tel: +1.815.397.7070
Fax: +1.815.397.9247

CANADA

Tel: 800.435.0786
Fax: 800.524.2853

USA

Tel: 800.435.0786
Fax: 800.451.2632

Crimping Die Cross Reference – Aluminum Color-Coded Lugs and Splices for 6-Ton Tools

ECCXL, EK622L, & EK628L

CABLE SIZE	COLOR CODE	GREENLEE ¹	BURNDY ²	T & B ³	ILSCO ²	HUSKIE ²	PANDUIT ²	BLACKBURN ³
8 AWG	Blue	KA22-8	X8CART	6TON24				BY17C
6 AWG	Gray	KA22-6	X6CART	6TON29			CD-2001-4	BY19C
4 AWG	Green	KA22-4	X4CART	6TON37			CD-2001-1	BY53C
2 AWG	Pink	KA22-2	X2CART	6TON42			CD-2001-1/0	BY23C
1 AWG	Gold	KA22-1	X1CART	6TON45			CD-2001-2/0	BY24C
1/0 AWG	Tan	KA22-1/0	X25ART	6TON50			CD-2001-3/0	BY25C
2/0 AWG	Olive	KA22-2/0	X26ART	6TON54			CD-2001-4/0	BY31C
3/0 AWG	Ruby	KA22-3/0	X27ART	6TON60			CD-2001-250	BY32C
4/0 AWG	White	KA22-4/0	X28ART	6TON66			CD-2001-300	BY35C
250 kcmil (MCM)	Red	KA22-250		6TON71			CD-2001-350	BY37C
300 kcmil (MCM)	Blue	KA22-300		6TON76			CD-2001-400	BY35C
350 kcmil (MCM)	Brown	KA22-350		6TON87				BY37C

Notes for 6-ton dies:

¹ Can be used with 22 Series, CCX and EK628L tools. Use UA22 die adapters with CCX. Use without adapters with 22 Series and EK628L.

² Can be used with 22 Series, CCX and EK628L tools. Use UAW die adapters with CCX. Use with W die adapters with 22 Series. Use CJ03 jaws with EK628L.

³ Can be used with CCX and EK628L tools. Cannot be used with 22 Series tools. Use UAK die adapters with CCX. Use CJK jaws with EK628L.

Crimping Die Cross Reference – Aluminum Color-Coded Lugs and Splices for 12-Ton Tools

ALL 1230, 1240 & 12CCX TOOLS*

CABLE SIZE	COLOR CODE	GREENLEE	BURNDY	T & B	ILSCO	HUSKIE	PANDUIT	BLACKBURN	PENN-UNION
8 AWG	Blue	KA12-8	U8CABT	15522	ILD-2	HT41GL		B73CH	T-7/374
6 AWG	Gray	KA12-6	U6CABT	15527	ILD-3	HT41GE	CD-920-4	B74CH	T-8/346
4 AWG	Green	KA12-4	U4CABTQ	15513	ILD-4	HT41GM	CD-920-1	B05CH	T-11/375
2 AWG	Pink	KA12-2	U2CABT	15508	ILD-7	HT41GF	CD-920-1/0	B06CHI	T-12/348
1 AWG	Gold	KA12-2	U1CART	15526	ILD-7		CD-920-2/0	B06CHI	T-471
1/0 AWG	Tan	KA12-1/0	U25ART	15530	ILD-8	HT41EX	CD-920-3/0	B06CH	T-296
2/0 AWG	Olive	KA12-2/0	U26ART	15511	ILD-10	HT41EY	CD-920-4/0	B09CH	T-297
3/0 AWG	Ruby	KA12-3/0	U27ART	15532	ILD-10	HT41GW	CD-920-250	B26CH	T-467
4/0 AWG	White	KA12-4/0	U28ART	15534	ILD-12	HT41EZ	CD-920-300	B10CHI	T-298
250 kcmil (MCM)	Red	KA12-250	U29ART	15514	ILD-13	HT41FW	CD-920-350	B11CH	T-18/324
300 kcmil (MCM)	Blue	KA12-300	U30ART	15512	ILD-14	HT41GZ	CD-920-400	B11CH	T-19/470
350 kcmil (MCM)	Brown	KA12-350	U31ART	15506	ILD-14	HT41FA	CD-920-500	B12CHI	T-20/299
400 kcmil (MCM)	Green	KA12-400	U32ART	15536	ILD-16	HT41HH	CD-920-600	B36CH	T-22/472
500 kcmil (MCM)	Pink	KA12-500	U34ART	15505	ILD-16A	HT41FB	CD-920-500A	B76CH	T-300
600 kcmil (MCM)	Black	KA12-600	U36ART	15515	ILD-17	HT41HG	CD920-750		T-24/473
700 kcmil (MCM)	Yellow		U39ART		ILD-17	HT41IJ			
750 kcmil (MCM)	Yellow	KA12-750	U39ART	15504	ILD-18	HT41IJ			

Notes for all 12-ton dies: * All 12-ton dies shown can be used with all 1230, 1240 and 12CCX Greenlee tools up to the capacity limits of the tool.



Crimping Die Cross Reference – Copper C-Taps for Copper Cables

CCX, EK622L, EK628L

RUN	TAP	GREENLEE ¹	BURNDY ²	T & B ³	ILSCO ²	HUSKIE ²	PANDUIT ²	BLACKBURN ³
10 AWG	10AWG		W238			HT58DG		
8 AWG	8 AWG	KD6-15	W162			HT58BZ		BY21
4-6 AWG	8 AWG	KD6-10	WBG		ND-BG	HT58G	CD-2001-BG	BY31
4-6 AWG	6 AWG	KD6-10	WBG		ND-BG	HT58G	CD-2001-BG	BY31
4-6 AWG	4 AWG	KD6-10	WBG		ND-BG	HT58G	CD-2001-BG	BY31
2-3 AWG	4-8 AWG	KD6-12	WC		ND-C	HT58J	CD-2001-C	BY33
2-3 AWG	2-3 AWG	KD6-12	WC		ND-C	HT58J	CD-2001-C	BY33
1/0-2/0 AWG	8-2 AWG	KD6-11	WO			HT58AK		OJB
1/0-2/0 AWG	1/0-2/0 AWG	KD6-11	WO			HT58AK		OJB
3/0-4/0 AWG	6-2 AWG	D ₃ ⁴						DBL
3/0-4/0 AWG	1/0-2/0 AWG	D ₃ ⁴						
3/0-4/0 AWG	3/0-4/0 AWG	D ₃ ⁴						

Notes for 6-ton dies:

¹ Can be used with 22 Series, CCX and EK628L tools. Use UAW die adapters with CCX. Use D3 adapters with 22 Series. Use CJD3 jaws with EK628L.

² Can be used with 22 Series, CCX and EK628L tools. Use UAW die adapters with CCX. Use D3 die adapters with 22 Series. Use CJD3 jaws with EK628L.

³ Can be used with CCX and EK628L tools. Cannot be used with 22 Series tools. Use UAK die adapters with CCX. Use CJK jaws with EK628L.

⁴ Die adapters included with EK622L have D3 profile. UAW adapters for CCX tools have D3 profile. CJD3 jaws for EK628L have D3 profile.

Crimping Die Cross Reference – Copper C-Taps for Copper Cables

ALL 1230,1240 & 12CCX TOOLS*

RUN	TAP	GREENLEE	BURNDY	T & B	ILSCO	HUSKIE	PANDUIT	BLACKBURN	PENN-UNION
10 AWG	10 AWG	KD12-35	U238			HT41DG			
8 AWG	8 AWG	KD12-15	U162			HT41BZ		B71AH	
4-6 AWG	8 AWG	KD12-10	UBG			HT41G	CD-920-BG	B58CS	T-BG
4-6 AWG	6 AWG	KD12-10	UBG			HT41G	CD-920-BG	B58CS	T-BG
4-6 AWG	4 AWG	KD12-10	UBG			HT41G	CD-920-BG	B58CS	T-BG
2-3 AWG	4-8 AWG	KD12-12	UC		ILD-C	HT41J	CD-920-C	HKBC	
2-3 AWG	2-3 AWG	KD12-12	UC		ILD-C	HT41J	CD-920-C	HKBC	
1/0-2/0 AWG	8-2 AWG	KD12-11	U0		ILD-0	HT41AK		HO	T-0
1/0-2/0 AWG	1/0-2/0 AWG	KD12-11	U0		ILD-0	HT41AK		HO	T-0
3/0-4/0 AWG	6-2 AWG	KD12-30	UD3		ILD-D3	HT41X	CD-920-D3	HD	T-D3
3/0-4/0 AWG	1/0-2/0 AWG	KD12-30	UD3		ILD-D3	HT41X	CD-920-D3	HD	T-D3
3/0-4/0 AWG	3/0-4/0 AWG	KD12-30	UD3		ILD-D3	HT41X	CD-920-D3	HD	T-D3

Notes for all 12-ton dies: * All 12-ton dies shown can be used with all 1230, 1240 and 12CCX Greenlee tools up to the capacity limits of the tool.

CABLE BENDING TOOLS

Ratchet Cable Bender



- Simplifies and speeds cable installation.
- 10" (254 mm) ratchet extension is furnished to simplify bending in deep enclosures.
- Includes ratchet wrench, L-wrench, ratchet extension, bending shoe assembly and storage box.

CAT. NO.	UPC NO.	DESCRIPTION
796	22590	Ratchet Cable Bender
22578	22578	R Ratchet Wrench with Grip
22579	22579	R L-Wrench with Grip
22682	22682	R 10" (254 mm) Ratchet Extension
22934	22934	R Bending Shoe
30236	30236	R Storage Box

SPECIFICATIONS

Capacity	Up through 500 kcmil (MCM) (240 mm ²), 600 volt, copper or aluminum cable
Weight	8.2 lbs. (3.7 kg)

Hydraulic Cable Bender

800F1725



- One-shot bends up to 90°; automatically unloads cable.
- Compact design bends in tight places.
- Unit with foot pump keeps both hands free to hold cable.

CAT. NO.	UPC NO.	DESCRIPTION
800	23892	Hydraulic Cable Bender only
802	24395	Hydraulic Cable Bender with High Pressure Hose Unit and Storage Box
800F1725	23893	Hydraulic Cable Bender with 1725 Foot Pump, High Pressure Hose Unit and Storage Box
37729	37729	R High Pressure Hydraulic Hose 1/4" x 10' (6.4 mm x 3 m)
1725	31353	R Hydraulic Foot Pump
23955	23955	R Metal Storage Box

SPECIFICATIONS

Capacity	350 - 1000 kcmil (MCM) (185-500 mm ²), 600 volt 350 - 750 kcmil (MCM) compact cable
Weight	800 - 7 lbs. (3.2 kg), 802 - 26 lbs. (11.8 kg) 800F1725 - 36 lbs. (16.4 kg)



WIRE AND CABLE STRIPPING TOOLS

Cable Stripping Tool

NEW



- Triple action stripping – rotary, linear, and spiral – “Window” stripping is accomplished by combining 2 rotary cuts with a spiral cut in between them.
- Eliminates Cable Scoring. Blade height is adjustable to precisely match insulation thickness
- Interchangeable cable guides for small and large cable diameters
- Hook on the cable guide is used to start jacket removal without the need to use a screwdriver or pliers
- Replacement blade storage pocket in the base of the tool
- Long life, high-carbon steel blade
- Ergonomic handle shape
- Suitable for most jacket materials

CAT. NO.	UPC NO.	DESCRIPTION
1903	12679	Cable Stripping Tool
13544	13544	Replacement Blade (2 per package)

SPECIFICATIONS	
Capacity	THHN Cable Size Range: 8AWG to 1250 kcmil (10-625 mm ²) Overall Cable Diameter: 0.18" to 1.57" (4.5-40.0 mm) Cable Diameter Using Small Cable Guide Hook: 0.18" to 0.98" (4.5-25.0 mm) Cable Diameter Using Large Cable Guide Hook: 0.79" to 1.57" (20.0-40.0 mm)
Weight	.25 lbs (0.1 g)

Adjustable Cable Stripper



- For mid-span and end termination. Strips TW, THW, THWN, THHN and similar single-layer insulation.
- Fast-close jaws. Quick size and insulation adjustments.
- Snap action for same cutting depth time after time.

CAT. NO.	UPC NO.	DESCRIPTION
1905	21533	Adjustable Cable Stripper
21978	21978	Blade

SPECIFICATIONS	
Capacity	1/0 - 1000 kcmil (MCM) (50 - 500 mm ² diameter); insulation rated 600 VAC Nominal
Weight	.9 lb. (408 g)

Kwik Stripper[®] Heavy-Duty Wire Stripper



- 18-6 AWG (1.0-4.1 mm dia.) stripping capacity.
- Front entry jaws for easy access to boxes, panels and tight spaces.
- Quick and easy adjustments.
- Tough metal alloy construction.

CAT. NO.	UPC NO.	DESCRIPTION
45019	45019	Kwik Stripper Heavy-Duty Wire Stripper
45020	45020	Heavy-Duty Jaws

Wire & Cable Termination

INTERNATIONAL

Tel: +1.815.397.7070
Fax: +1.815.397.9247

CANADA

Tel: 800.435.0786
Fax: 800.524.2853

USA

Tel: 800.435.0786
Fax: 800.451.2632

Kwik Stripper® Wire Stripper



- 34-10 AWG (.08-6mm²) stripping capacity.
- 12 AWG (4 mm²) solid, 10 AWG (6 mm²) stranded cutting capacity.
- Strips and cuts flat and round cable.
- Self-adjusts to different wire gauges.
- Contoured and cushioned handles.
- Front entry jaws have an adjustable strip length guide.
- Lightweight reinforced nylon is chemical and corrosion resistant.

CAT. NO.	UPC NO.	DESCRIPTION
45000	45000	Kwik Stripper Wire Stripper
20243	20243	R Blade Cassette

Automatic Wire Stripper



- Production grade wire stripper strips insulation from most smaller gauge wire.
- Strips up to 7/8" (22.2 mm) length.
- Strips PVC and THHN insulation.
- For use with solid and stranded wire.

CAT. NO.	UPC NO.	DESCRIPTION
1935	37600	Automatic Wire Stripper

SPECIFICATIONS

Capacity	20 - 10 AWG (.5 mm ² - 6 mm ²) with PVC or THHN insulation
Weight	.7 lb. (300 g)

WIRE CRIMPING TOOLS

Gator® Terminal Crimping Tool

NEW

IntelliCRIMP

18v
Lithium-Ion

1.5-TON

LED



- Intelligent Crimping System Technology includes a pressure sensor that monitors the crimping force of each crimp and provides the operator a visual and audible alert if the force is below specifications.
- State of the art 18V lithium ion (Li-ion) battery provides 70% more cycles per charge and faster cycle times.
- LED light provides the operator with the battery charge and tool maintenance status.
- In line tool style is light weight and very easy to control
- One trigger controls all tool functions.
- Crimping head rotates 350°
- Tools automatically retract when the crimping or cutting cycle is complete
- Overmolded tacky grip areas make gripping the tool easier and more comfortable.
- LED work light illuminates dark work areas.
- Greenlee battery-powered crimping tools now use bio-degradable oil.
- Smart chargers control the charging current, charging voltage and battery temperature to maximize battery life
- Uses all Kwik Cycle 9 crimping dies.
- Available with 120V, 12V or 230V battery charger or with 120V or 230V corded adapter in place of batteries and charger

SPECIFICATIONS

Capacity	Uses Kwik Cycle 9 Die Sets
Length	12-3/4" (324 mm)
Weight	3-1/2 lb. (1.6 kg)
Battery	18V 1.5 Ah Li-ion
Crimping Force	2,900 lb. (13kN)
Width	2-7/8" (73 mm)
Crimp Cycle Time	~2 seconds
Battery Charge Time	30 minutes
Est. Cycles per Charge	400

CAT. NO.	UPC NO.	DESCRIPTION
EK210L11	52079	1.5-Ton Battery-Powered Crimping Tool w/120 volt charger
EK210L12	52080	1.5-Ton Battery-Powered Crimping Tool w/12 volt charger
EK210L22	52081	1.5-Ton Battery-Powered Crimping Tool w/230 volt charger
EK210L120	52082	1.5-Ton Crimping Tool w/120V AC Adapter
EK210L230	52083	1.5-Ton Crimping Tool w/230V AC Adapter
52177	52177	R 18V 1.5 Ah Li-ion
25752	25752	R Carrying Case
52178	52178	R 120V Charger
52179	52179	R 12V Charger
52180	52180	R 230V Charger



Kwik Cycle® 9



- Frames are manufactured from heat-treated, hardened tool steel for superior life and function.
- Tools feature a precision, full-cycle ratchet for accurate, repeatable crimps every cycle.
- Crimping dies are manufactured from hardened, heat-treated tool steel for superior life.
- Tension adjustment preset at the factory for optimum performance.
- Higher leverage force and ergonomically designed handle for improved comfort.
- Ideal for field installation of connectors as well as shop use.
- Die sets are easily interchangeable using a screwdriver.
- Uses all Kwik Cycle 9 crimping dies (see below).


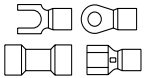

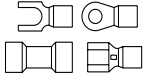

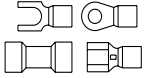

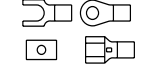

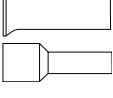

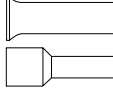
CAT. NO.	UPC NO.	DESCRIPTION
45504	45504	Kwik Cycle 9" Crimp Frame

SPECIFICATIONS

Capacity	Uses Kwik Cycle 9 Die Sets
Weight	1.1 lb. (500 g)

Kwik Cycle® 9

INTERCHANGEABLE DIE SETS FOR INSULATED AND NON-INSULATED TERMINALS

CAT./UPC NO.	CONNECTION	DESCRIPTION
 - KWIK CYCLE 9 TOOL W/ DIE 45500 - DIE ONLY 45509		22-10 AWG Color coded nests for easy identification Standard insulated terminals, ring tongue, spade lug, slide on and butt splices
 - KWIK CYCLE 9 TOOL W/ DIE 45501 - DIE ONLY 45570		22-10 AWG Color coded nests for easy identification For fully insulated slide on style connectors AMP Ultrafast™ style
 - DIE ONLY 45565		26-16 AWG For mini insulated terminals with smaller wire barrels Ring tongue, spade, slide on and butt splices
 - KWIK CYCLE 9 TOOL W/ DIE 45505 - DIE ONLY 45507		22-10 AWG For non-insulated terminals and splices
 - DIE ONLY 03283		26-10 AWG For non-insulated and insulated wire ferrules
 - DIE ONLY 03284		8-4 AWG For non-insulated and insulated wire ferrules

Note: Other dies see page 215.

Premium Terminal Crimping Tool

NEW



- Storage for two sets of crimping dies in the handles
- No tools needed to change dies
- Precision mechanism for smooth crimping cycles
- Hardened mechanism components for long term durability
- Cushioned handles for comfort
- Full cycle mechanism assures complete crimps, but tool can be opened in mid-cycle if necessary
- Equipped with 3 crimping die sets for 22-10 AWG insulated terminals (red, yellow, blue), 22-10 AWG uninsulated terminals, and 26-8 AWG wire ferrules

SPECIFICATIONS

Length	9" (23 cm)
Weight	1.35 lbs. (.6 kg)
Crimping Dies Included	22-10 AWG Insulated Terminals 22-10 AWG Uninsulated Terminals 26-8 AWG Wire Ferrules

CAT. NO.	UPC NO.	DESCRIPTION
K210	10872	Crimping Tool with 10873, 10874 and 10875 die sets
10873	10873	R Die Set, 22-10 AWG Insulated Terminals
10874	10874	R Die Set, 22-10 AWG Uninsulated Terminals
10875	10875	R Die Set, 26-8 AWG Wire Ferrules
10876	10876	A Die Set, RG 58/59/62/71
10877	10877	A Die Set, 20-10 AWG Open Barrel Connectors

Terminal Crimping Tool



- Two die positions permit the KP1022 to crimp both insulated and uninsulated terminals and splices.
- Forged steel and hardened design provides long life.
- Smooth pivot action allows tool to easily be used with one hand.
- Double-cushioned handle grips on the KP1022 are easy on the hands.
- Standard handle grips on the KP1022D make it easy to slip in/out of tool pouches.
- Precision machined and hardened cutter blades make wire cutting easy.

CAT. NO.	UPC NO.	DESCRIPTION
KP1022	02155	Terminal Crimping Tool with molded grip
KP1022D	10633	Terminal Crimping Tool with dipped grip

SPECIFICATIONS

Overall Length	9-1/2" (241 mm)
Weight	1.05 lbs. (.48 kg)
Capacity	Insulated Terminals & Splices - 10 - 22 AWG Uninsulated Terminals & Splices - 10 - 22 AWG

Kwik Cycle® Crimping Tool



- For non-insulated terminals.
- Includes ratchet mechanism which releases only after full crimp cycle is completed.

CAT. NO.	UPC NO.	DESCRIPTION
K2-1BGL	02632	Kwik Cycle Crimping Tool

SPECIFICATIONS

Capacity	22 AWG - 6 AWG
Length	12.8" (325 mm)
Weight	.3 lbs. (136 g)

Wire & Cable Termination

USA

Tel: 800.435.0786
Fax: 800.451.2632

CANADA

Tel: 800.435.0786
Fax: 800.524.2853

INTERNATIONAL

Tel: +1.815.397.7070
Fax: +1.815.397.9247



Electrical Terminal Crimper

NEW



- Heavy-duty crimper for D-sub 26-28 AWG pins and sockets; 22-26 AWG butt-insulated connectors; 22-26 AWG telephone piercing spade lugs; and 14-18, 20-22 AWG open barrel connectors.
- Built-in wire cutter
- Dual-durometer grips for improved comfort and control.

CAT. NO.	DESCRIPTION
----------	-------------

PA1176	Electrical Terminal Crimper
--------	-----------------------------

SPECIFICATIONS	
----------------	--

Weight	8 oz. (227g)
--------	--------------

EDAC/ELCO Crimper

NEW



Pin locators



Crimp tool for broadcast professionals terminating loose 28-18 AWG (.08-.75 mm²) EDAC and ELCO rack and panel open barrel contacts.

- Crimps EDAC pins 516-290-590 & 516-290-591 along with ELCO pins 000-60-8017-03-13
- Embedded pin locators properly align pins to ensure accurate, reliable crimping
- Fully-ratcheted to prevent under crimping
- Requires low hand force and provides superior crimp force
- True ergonomic design for extreme comfort and performance
- Non-slip, soft rubber handles
- Double-plated for extended long-life and crimping accuracy
- Factory-calibrated and set for precision

CAT. NO.	DESCRIPTION
----------	-------------

PA1670	EDAC/ELCO Crimper
--------	-------------------

SPECIFICATIONS	
----------------	--

Weight	19 oz. (538 g)
--------	----------------

Open Barrel Contact Pin Crimper

NEW



Professional crimping tool for open-barrel box and round connector contacts with a wire range of 30-18AWG (0.05-.75 mm²)

- Precision fixed dual-plate dies for crimp accuracy
- Crimps non-insulated terminal lugs, cable lugs and parallel and serial splices or "F-Type"
- Works with Molex, Waldom & Leoco-type connectors
- Durable steel construction for long life
- Rubber-embedded ergonomic handles for low-effort operation

CAT. NO.	DESCRIPTION
----------	-------------

PA1645	Open Barrel Contact Pin Crimper
--------	---------------------------------

SPECIFICATIONS	
----------------	--

Weight	14 oz. (400 g)
Range	Small: 30-24 AWG (0.05-.20 mm ²) Medium: 22-18 AWG (.34-.75 mm ²)

Open Barrel Contact Pin Crimper

NEW



Professional crimping tool for open-barrel box and round connector contacts with a wire range of 24-14 AWG (0.2-2.5 mm²)

- Precision fixed dual-plate dies for crimp accuracy
- Built-in locator
- Crimps non-insulated terminal lugs, cable lugs and parallel and serial splices or "F-Type"
- Works with Molex, Waldom & Leoco-type connectors
- Durable steel construction for long life
- Rubber-embedded ergonomic handles for low-effort operation

SPECIFICATIONS

Weight	14 oz. (400 g)
Range	Small: 24-22 AWG (0.05-.20 mm ²) Medium: 18-14 AWG (.34-.75 mm ²)

CAT. NO. DESCRIPTION

PA1631	Open Barrel Contact Pin Crimper
--------	---------------------------------

Open Barrel D-Sub Contact Pin Crimper

NEW



Professional crimping tool for open-barrel D-sub contacts with a wire range of 28-20 AWG (.08-0.50 mm²)

- Crimps standard D-sub contacts
- Precision fixed dual-plate dies for crimp accuracy
- Built-in contact locator
- Durable steel construction for long life
- Ergonomic handles for low-effort operation

SPECIFICATIONS

Weight	14 oz. (400 g)
Range	Small: 28-24 AWG (0.08-.20 mm ²) Medium: 22-20 AWG (.34-.50 mm ²)

CAT. NO. DESCRIPTION

PA1646	Open Barrel D-Sub Contact Pin Crimper
--------	---------------------------------------

D-Sub Indent Crimpers

NEW



Crimping tool for 4- or 8-indent crimping of closed-barrel D-sub contacts.

- Dual-durometer grips provide comfort and control.
- 4-Indent crimper for AWG 26-20 (0.14-0.50 mm²) D-sub contacts (P/N 1460)
- 4-Indent crimper for AWG 20-12 (0.50-4.0 mm²) D-sub contacts (P/N 1461)
- 8-Indent crimper for AWG 26-20 (0.14-0.50 mm²) D-sub contacts (P/N 1462)
- Adjustable pin height locator (P/Ns 1460 and 1462 only)

SPECIFICATIONS

Weight	11 oz. (312 g)
---------------	----------------

Not for use on hardened steel, brass or phosphor bronze contacts

CAT. NO. DESCRIPTION

PA1460	D-sub 4-Indent crimper (26-20 AWG)
PA1461	D-sub 4-Indent crimper (20-12 AWG)
PA1462	D-sub 8-Indent crimper (26-20 AWG)

Non-Insulated Terminal Crimper

NEW



Professional crimping tool for non-insulated terminal lugs with a wire range of 20-10 AWG (0.5 – 6.0 mm²).

- Fixed steel die system
- Built-in terminal locator
- Crimps non-insulated terminal lugs, cable lugs and parallel and serial splices
- Durable steel construction for long life
- Ergonomic handles for low-effort operation

SPECIFICATIONS

Weight	13.5 oz. (380 g)
Range	Small: 28-24 AWG (0.5 - 1.5 mm ²) Medium: 16-14 AWG (1.5 - 2.5 mm ²) Large: 12-10 AWG (4.0 - 6.0 mm ²)

CAT. NO. DESCRIPTION

PA1618	HTN 21L Non-Insulated Terminal Crimper
--------	--

Wire & Cable Termination

USA

Tel: 800.435.0786
Fax: 800.451.2632

CANADA

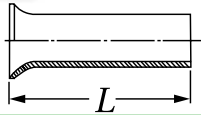
Tel: 800.435.0786
Fax: 800.524.2853

INTERNATIONAL

Tel: +1.815.397.7070
Fax: +1.815.397.9247



Non-Insulated Wire Ferrules



- For terminating stranded wire into terminal blocks.
- Electrolytic copper and tin plating provide maximum conductivity and low contact resistance.
- Meets DIN 46228, part 1, 0.5 - 50 mm².

SPECIFICATIONS

Material Copper **Surface** Tin plated

CONDUCTOR SIZE AWG (mm ²)	CATALOG NUMBER	UPC CODE	DIMENSION L INCHES (mm)	RECOMMENDED CRIMPING TOOLS
24 - 23 (0.25)	69 / 5VZ*	04989	.197 (5)	K1GL, K32GL, K30GL, Die 03283
	69 / 7VZ*	04990	.276 (7)	
22 (0.34)	70 / 5VZ*	04991	.197 (5)	K1GL, K32GL, K30GL, Die 03283
	70 / 7VZ*	04992	.276 (7)	
20 (0.5)	71S / 6VZ	04993	.236 (6)	K1GL, K32GL, K36GL, K30GL, Die 03283
	71S / 8VZ*	04994	.315 (8)	
	71S / 10VZ	04995	.394 (10)	
18 (0.75)	71 / 6VZ	04996	.236 (6)	K1GL, K32GL, K36GL, K30GL, Die 03283
	71 / 8VZ*	04997	.315 (8)	
	71 / 10VZ	04998	.394 (10)	
	71 / 15VZ*	04999	.591 (15)	
18 - 17 (1)	72S / 6VZ	05000	.236 (6)	K1GL, K32GL, K36GL, K30GL, Die 03283
	72S / 8VZ*	05001	.315 (8)	
	72S / 10VZ	05002	.394 (10)	
	72S / 12VZ*	05003	.471 (12)	
	72S / 15VZ*	05004	.591 (15)	
16 (1.5)	72 / 7VZ	05005	.276 (7)	K1GL, K32GL, K36GL, K30GL, Die 03283
	72 / 10VZ	05006	.394 (10)	
	72 / 12VZ	05007	.471 (12)	
	72 / 15VZ*	05008	.591 (15)	
	72 / 18VZ	05009	.709 (18)	
	72 / 20VZ*	05010	.787 (20)	
14 (2.5)	73 / 7VZ	05011	.276 (7)	K1GL, K32GL, K36GL, K30GL, Die 03283
	73 / 10VZ	05012	.394 (10)	
	73 / 12VZ	05013	.471 (12)	
	73 / 15VZ*	05014	.591 (15)	
	73 / 18VZ	05015	.709 (18)	
12 (4)	74 / 9VZ	05016	.354 (9)	K32GL, K36GL, K30GL, Die 03283
	74 / 12VZ	05017	.471 (12)	
	74 / 15VZ	05018	.591 (15)	
	74 / 18VZ	05019	.709 (18)	
	74 / 20VZ*	05020	.787 (20)	
	10 (6)	75 / 10VZ	05021	
75 / 12VZ		05022	.471 (12)	
75 / 15VZ		05023	.591 (15)	
75 / 18VZ		05024	.709 (18)	
75 / 20VZ*		05025	.787 (20)	
75 / 25VZ*		05026	.984 (25)	
8 (10)	76 / 12VZ	05027	.471 (12)	K28GL, K34GL, Die 03284
	76 / 15VZ	05028	.591 (15)	
	76 / 18VZ	05029	.709 (18)	
	76 / 20VZ*	05030	.787 (20)	
	76 / 25VZ*	05031	.984 (25)	

CONDUCTOR SIZE AWG (mm ²)	CATALOG NUMBER	UPC CODE	DIMENSION L INCHES (mm)	RECOMMENDED CRIMPING TOOLS
6 (16)	77 / 12VZ	05032	.471 (12)	K28GL, K34GL, Die 03283
	77 / 15VZ	05033	.591 (15)	
	77 / 18VZ	05034	.709 (18)	
	77 / 20VZ*	05035	.787 (20)	
	77 / 25VZ	05036	.984 (25)	
4 (25)	78 / 12VZ*	05038	.471 (12)	K28GL, Die 03284
	78 / 15VZ	05039	.591 (15)	
	78 / 20VZ*	05041	.787 (20)	
	78 / 25VZ	05042	.984 (25)	
2 (35)	79 / 15VZ*	05044	.591 (15)	K28GL
	79 / 18VZ	05045	.709 (18)	
	79 / 22VZ*	05046	.866 (22)	
	79 / 25VZ	05047	.984 (25)	
	79 / 30VZ*	05048	1.181 (30)	
1/0 (50)	80 / 18VZ	05049	.709 (18)	K28GL, K29GL
	80 / 22VZ*	05050	.866 (22)	
	80 / 25VZ	05051	.984 (25)	
	80 / 30VZ*	05052	1.181 (30)	
2/0 (70)	81 / 22VZ	05053	.866 (22)	K29GL
	81 / 25VZ	05054	.984 (25)	
	81 / 30VZ	05055	1.181 (30)	
3/0 (95)	82 / 25VZ	05056	.984 (25)	K29GL
	82 / 30VZ	05057	1.181 (30)	
	82 / 32VZ	05058	1.260 (32)	
	82 / 34VZ	05059	1.339 (34)	
4/0 (120)	83 / 30VZ	05060	1.181 (30)	22 Series Tool with AE 22/120 dies
	83 / 32VZ	05061	1.260 (32)	
	83 / 34VZ	05062	1.339 (34)	
	83 / 38VZ	05063	1.496 (38)	
	83 / 40VZ	05064	1.575 (40)	
300 KCMIL (150)	84 / 32VZ	05065	1.260 (32)	22 Series Tool with AE 22/150 dies
	84 / 34VZ	05066	1.339 (34)	
	84 / 40VZ	05068	1.575 (40)	
350 KCMIL (185)	85 / 32VZ	05069	1.260 (32)	22 Series Tool with AE 22/185 dies
	85 / 40VZ	05070	1.575 (40)	

*No applicable standard.
See pages 229-231 for recommended ferrule crimping tools.

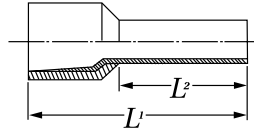
Insulated Wire Ferrules



- Terminate stranded wire into terminal blocks.
- Electrolytic copper and tin plating provide maximum conductivity and low contact resistance.

SPECIFICATIONS

Material	Copper
Surface	Tin-plated
Insulated	Polypropylene Plastic



COLOR CODE: OLD DIN STANDARD

CONDUCTOR SIZE AWG (mm²)	CATALOG NUMBER	UPC NUMBER	COLOR	DIMENSIONS INCHES (mm)		RECOMMENDED CRIMPING TOOLS
				L1	L2	
(0.14)	166 / GR	04835	Gray	.409 (10.4)	.236 (6)	K1GL, K32GL, Die 03283
	166 / GRL	04836		.488 (12.4)	.315 (8)	
24 (0.25)	167 / H	04837	Light Blue	.409 (10.4)	.236 (6)	K1GL, K32GL, K30GL, Die 03283
	167 / HL	04838		.488 (12.4)	.315 (8)	
22 (0.34)	168 / T	04839	Turquoise	.409 (10.4)	.236 (6)	K1GL, K32GL, K30GL, Die 03283
	168 / TL	04840		.488 (12.4)	.315 (8)	
20 (0.5)	169 / OK	04841	Orange	.471 (12)	.236 (6)	K1GL, K32GL, K36GL, K30GL, Die 03283
	169 / O	04842		.551 (14)	.315 (8)	
	169 / OH	04843		.630 (16)	.394 (10)	
18 (0.75)	170 / WK	04844	White	.488 (12.4)	.236 (6)	K1GL, K32GL, K36GL, K30GL, Die 03283
	170 / W	04845		.574 (14.6)	.315 (8)	
	170 / WH	04846		.645 (16.4)	.394 (10)	
	170 / WL	04847		.724 (18.4)	.471 (12)	
18 - 17 (1)	171 / GK	04848	Yellow	.488 (12.4)	.236 (6)	K1GL, K32GL, K36GL, K30GL, Die 03283
	171 / G	04849		.574 (14.6)	.315 (8)	
	171 / GH	04850		.645 (16.4)	.394 (10)	
	171 / GL	04851		.724 (18.4)	.471 (12)	
16 (1.5)	172 / RO	04852	Red	.574 (14.6)	.315 (8)	K1GL, K32GL, K36GL, K30GL, Die 03283
	172 / RH	04853		.645 (16.4)	.394 (10)	
	172 / RL	04854		.960 (24.4)	.709 (18)	
14 (2.5)	173 / B	04855	Blue	.598 (15.2)	.315 (8)	K1GL, K32GL, K36GL, K30GL, Die 03283
	173 / BH	04856		.748 (19)	.471 (12)	
	173 / BL	04857		.984 (25)	.709 (18)	
12 (4)	174 / GR	04858	Gray	.649 (16.5)	.394 (10)	K32GL, K36GL, K30GL, Die 03283
	174 / GRH	04859		.767 (19.5)	.471 (12)	
	174 / GRL	04860		1.003 (25.5)	.709 (18)	
10 (6)	175 / S	04861	Black	.787 (20)	.471 (12)	K32GL, K34GL, K36GL, K30GL, Die 03283
	175 / SL	04862		1.024 (26)	.709 (18)	
8 (10)	176 / E	04863	Ivory	.846 (21.5)	.471 (12)	K28GL, K34GL
	176 / EL	04864		1.082 (27.5)	.709 (18)	
6 (16)	177 / GR	04865	Green	.870 (22.2)	.471 (12)	K28GL, K34GL
	177 / GRL	04866		1.110 (28.2)	.709 (18)	
4 (25)	178 / BR	04867	Brown	1.181 (30)	.630 (16)	K28GL
	178 / BRL	04868		1.377 (35)	.866 (22)	
2 (35)	179 / B	04869	Beige	1.181 (30)	.630 (16)	K28GL
	179 / BL	04870		1.535 (39)	.984 (25)	
1/0 (50)	180 / O	04871	Olive	1.433 (36.4)	.787 (20)	K28GL, K29GL

COLOR CODE: DIN 46228, PART 4

CONDUCTOR SIZE AWG (mm²)	CATALOG NUMBER	UPC NUMBER	COLOR	DIMENSIONS INCHES (mm)		RECOMMENDED CRIMPING TOOLS
				L1	L2	
20 (0.5)	469 / 6	04548	White	.471 (12)	.236 (6)	K1GL, K32GL, K36GL, K30GL, Die 03283
	469 / 8	04549		.551 (14)	.315 (8)	
	469 / 10	04550		.630 (16)	.394 (10)	
18 (0.75)	470 / 6	04551	Gray	.471 (12)	.236 (6)	K1GL, K32GL, K36GL, K30GL, Die 03283
	470 / 8	04552		.551 (14)	.315 (8)	
	470 / 10	04553		.630 (16)	.394 (10)	
	470 / 12	04554		.709 (18)	.471 (12)	
18 - 17 (1)	471 / 6	04555	Red	.471 (12)	.236 (6)	K1GL, K32GL, K36GL, K30GL, Die 03283
	471 / 8	04556		.551 (14)	.315 (8)	
	471 / 10	04557		.630 (16)	.394 (10)	
	471 / 12	04558		.709 (18)	.471 (12)	
16 (1.5)	472 / 8	04559	Black	.551 (14)	.315 (8)	K1GL, K32GL, K36GL, K30GL, Die 03283
	472 / 10	04560		.630 (16)	.394 (10)	
	472 / 12	04561		.709 (18)	.471 (12)	
	472 / 18	04562		.945 (24)	.709 (18)	
14 (2.5)	473 / 8	04563	Blue	.551 (14)	.315 (8)	K1GL, K32GL, K36GL, K30GL, Die 03283
	473 / 12	04564		.709 (18)	.471 (12)	
	473 / 18	04565		.945 (24)	.709 (18)	
12 (4)	474 / 10	04566	Gray	.699 (17)	.394 (10)	K32GL, K36GL, K30GL, Die 03283
	474 / 12	04567		.787 (20)	.471 (12)	
	474 / 18	04568		1.024 (26)	.709 (18)	
10 (6)	475 / 12	04569	Yellow	.787 (20)	.471 (12)	K32GL, K34GL, K36GL, K30GL, Die 03283
	475 / 18	04570		1.024 (26)	.709 (18)	
8 (10)	476 / 12	04571	Red	.866 (22)	.471 (12)	K28GL, K34GL, Die 03284
	476 / 18	04572		1.102 (28)	.709 (18)	
6 (16)	477 / 12	04573	Blue	.945 (24)	.471 (12)	K28GL, K34GL, Die 03284
	477 / 18	04574		1.102 (28)	.709 (18)	
	477 / 22	04577		1.417 (36)	.866 (22)	
4 (25)	478 / 16	04575	Yellow	1.181 (30)	.630 (16)	K28GL, Die 03284
	478 / 18	04576		1.181 (30)	.709 (18)	
	478 / 22	04577		1.417 (36)	.866 (22)	
2 (35)	479 / 16	04578	Red	1.181 (30)	.630 (16)	K28GL
	479 / 18	04579		1.181 (30)	.709 (18)	
	479 / 25	04580		1.535 (39)	.984 (25)	
1/0 (50)	480 / 20	04581	Blue	1.417 (36)	.787 (20)	K28GL, K29GL
	480 / 25	04582		1.575 (40)	.984 (25)	

See pages 229-231 for recommended ferrule crimping tools.

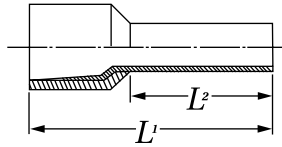
Wire & Cable Termination

USA
Tel: 800.435.0786
Fax: 800.451.2632

CANADA
Tel: 800.435.0786
Fax: 800.524.2653

INTERNATIONAL
Tel: +1.815.397.7070
Fax: +1.815.397.9247

Insulated Wire Ferrules



- Terminate stranded wire into terminal blocks.
- Electrolytic copper and tin plating provide maximum conductivity and low contact resistance.

SPECIFICATIONS


Material	Copper
Surface	Tin plated
Insulation	Polypropylene plastic

COLOR CODE: FRENCH STANDARD.

CONDUCTOR SIZE AWG (mm²)	CATALOG NUMBER	UPC NUMBER	COLOR	DIMENSIONS INCHES (mm)		RECOMMENDED CRIMPING TOOLS
				L1	L2	
26 (0.14)	166 / 6	02971	Brown	.409 (10.4)	.236 (6)	K1GL, K32GL, Die 03283
	166 / 8	02972		.488 (12.4)	.315 (8)	
24 (0.25)	167 / 6	02973	Light Yellow	.433 (11)	.236 (6)	K1GL, K32GL, K30GL, Die 03283
	167 / 8	02974		.511 (13)	.315 (8)	
22 (0.34)	168 / 6	02975	Light Green	.433 (11)	.236 (6)	K1GL, K32GL, K30GL, Die 03283
	168 / 8	02976		.511 (13)	.315 (8)	
20 (0.5)	169 / 6	02977	White	.433 (11)	.236 (6)	K1GL, K32GL, K30GL, Die 03283
	169 / 8	02978		.511 (13)	.315 (8)	
18 (0.75)	170 / 6	02979	Blue	.452 (11.5)	.236 (6)	K1GL, K32GL, K36GL, K30GL, Die 03283
	170 / 8	02980		.531 (13.5)	.315 (8)	
18 - 17 (1)	171 / 6	02981	Red	.452 (11.5)	.236 (6)	K1GL, K32GL, K36GL, Die 03283
	171 / 8	02982		.531 (13.5)	.315 (8)	
16 (1.5)	172 / 6	02983	Black	.452 (11.5)	.236 (6)	K1GL, K32GL, K36GL, K30GL, Die 03283
	172 / 8	02984		.531 (13.5)	.315 (8)	
	172 / 18	02985		.897 (22.8)	.688 (17.5)	
14 (2.5)	173 / 8	02986	Gray	.570 (14.5)	.315 (8)	K1GL, K32GL, K36GL, K30GL, Die 03283
	173 / 18	02987		.945 (24)	.688 (17.5)	
12 (4)	174 / 12	02988	Orange	.681 (17.3)	.452 (11.5)	K32GL, K36GL, K30GL, Die 03283
	174 / 18	02989		1.003 (25.5)	.688 (17.5)	
10 (6)	175 / 12	02990	Green	.787 (20)	.452 (11.5)	K32GL, K34GL, K36GL, K30GL, Die 03283
	175 / 18	02991		1.024 (26)	.688 (17.5)	
8 (10)	176 / 12	02992	Brown	.843 (21.5)	.471 (12)	K28GL, K34GL, Die 03284
	176 / 18	02993		1.062 (27)	.688 (17.5)	
6 (16)	177 / 12	02994	Ivory	.925 (23.5)	.471 (12)	K28GL, K34GL, Die 03284
	177 / 18	02995		1.141 (29)	.688 (17.5)	
4 (25)	178 / 18	02996	Black	1.181 (30)	.688 (17.5)	K28GL, Die 03284

See pages 229-231 for recommended ferrule crimping tools.

Insulated Twin Wire Ferrules



- Use to compress two separate conductors together in one ferrule to make chain bridges easy to install.
- Electrolytic copper and tin plating provide maximum conductivity and low contact resistance.

SPECIFICATIONS

Material	Copper
Surface	Tin plated
Insulation	Polypropylene plastic

CONDUCTOR SIZE AWG (mm²)	CATALOG NUMBER	UPC NUMBER	COLOR	DIMENSIONS INCHES (mm)		RECOMMENDED CRIMPING TOOLS
				L1	L2	
2 x 20 (2 x 0.5)	869 / 8	02954	White	.591 (15)	.315 (8)	K32GL, K36GL, K30GL
	870 / 8	02955		.591 (15)	.315 (8)	
2 x 18 (2 x 0.75)	870 / 8	02955	Gray	.591 (15)	.315 (8)	K32GL, K36GL, K30GL
	870 / 10	02956		.669 (17)	.394 (10)	
2 x 17 (2 x 1)	871 / 8	02957	Red	.591 (15)	.315 (8)	K32GL, K36GL, K30GL
	871 / 10	02958		.669 (17)	.394 (10)	
2 x 15 (2 x 1.5)	872 / 8	02959	Black	.630 (16)	.315 (8)	K32GL, K36GL, K30GL
	872 / 12	02960		.787 (20)	.471 (12)	
2 x 13 (2 x 2.5)	873 / 10	02961	Blue	.728 (18.5)	.394 (10)	K32GL, K36GL, K30GL
	873 / 13	02962		.846 (21.5)	.512 (13)	
2 x 11 (2 x 4)	874 / 12	02963	Gray	.906 (23)	.471 (12)	K28GL, K34GL, K36GL
	875 / 14	02964		1.024 (26)	.551 (14)	
2 x 10 (2 x 6)	875 / 14	02964	Yellow	1.024 (26)	.551 (14)	K28GL, K34GL
2 x 8 (2 x 10)	876 / 14	02965	Red	1.024 (26)	.551 (14)	K28GL
2 x 5 (2 x 16)	877 / 14	02966	Blue	1.181 (30)	.551 (14)	K28GL

See pages 229-231 for recommended ferrule crimping tools.

WIRE FERRULE CRIMPING TOOLS

Wire Ferrule Crimper

NEW



Professional-quality crimping tool for insulated and non-insulated wire ferrules with a range of 20-10 AWG (0.5-6.0 mm²).

- Ferrules conform to DIN 46228 Pt. 1 and 4
- Ferrule insertion from the side of the tool
- Single tool for entire wire range (no additional dies are required)
- Durable steel construction for long life
- Ergonomic handles for low-effort operation

CAT. NO.	DESCRIPTION
----------	-------------

PA1647	Wire Ferrule Crimper
PA2681	R Replacement die set

SPECIFICATIONS	
----------------	--

Crimper Weight	15.2 oz. (430 g)
Die Weight	2.0 oz. (57 g)

Wire Ferrule Crimper

NEW



Professional crimping tool for insulated and non-insulated wire ferrules with a range of 20-12 AWG (0.5-4 mm²).

- Fixed steel die system
- Ferrules insert from side of the tool
- Ferrule crimp conforms to DIN standards
- Durable steel construction for long life
- Ergonomic handles for low-effort operation
- Single tool for entire wire range

CAT. NO.	DESCRIPTION
----------	-------------

PA1648	Wire Ferrule Crimper
--------	----------------------

SPECIFICATIONS	
----------------	--

Weight	15.2 oz. (430 g)
---------------	------------------

PZ 6 ROTO Wire Ferrule Crimper

NEW



Professional-quality rotary crimping tool for insulated and non-insulated wire ferrules with a wire range of 24-10 AWG (0.25-6.0 mm²).

- Rotating die for front or side ferrule insertion
- Crimps conform to EN 60947-1 & DIN 46228 Pt. 1 and 4
- Hardened steel die system for long life
- Single tool for entire wire range (no additional dies are required)
- Durable steel construction for long life
- Ergonomic handles for low-effort operation

CAT. NO.	DESCRIPTION
----------	-------------

PA901435	PZ 6 ROTO Wire Ferrule Crimper
----------	--------------------------------

SPECIFICATIONS	
----------------	--

Weight	13 oz. (368 g)
---------------	----------------

Wire & Cable Termination

USA

Tel: 800.435.0786
Fax: 800.451.2632

CANADA

Tel: 800.435.0786
Fax: 800.524.2853

INTERNATIONAL

Tel: +1.815.397.7070
Fax: +1.815.397.9247



Wire Ferrule Crimper

NEW



Professional crimping tool for insulated and non-insulated wire ferrules with a wire range of 10-6 AWG (6-16 mm²).

- Fixed steel die system
- Ferrules insert from side of the tool
- Ferrule crimp conforms to DIN standards
- Durable steel construction for long life
- Ergonomic handles for low-effort operation

CAT. NO.	DESCRIPTION
PA1649	Wire Ferrule Crimper

SPECIFICATIONS

Weight	15.2 oz. (430 g)
---------------	------------------

Wire Ferrule Crimping Tool 26 - 13 AWG



- Makes trapezoidal crimps.
- Includes cutter and replaceable stripper blade set.

CAT. NO.	UPC NO.	DESCRIPTION
K1GL	02633	Wire Ferrule Crimper

SPECIFICATIONS

Range	26 - 13 AWG (.14 - 2.5 mm ²)
--------------	--

Length	6.9" (175 mm)
---------------	---------------

Weight	.4 lbs. (0.2 kg)
---------------	------------------

Wire Ferrule Crimping Tool 26 - 10 AWG



- Makes trapezoidal crimps with full-cycle ratchet mechanism to assure complete crimps.
- Crimps single and twin cable wire ferrules.
- Adjusts automatically to correct crimp size.

CAT. NO.	UPC NO.	DESCRIPTION
K32GL	02637	Wire Ferrule Crimper

SPECIFICATIONS

Range	Single cable wire ferrules: 26 - 10 AWG (.14 - 6 mm ²)
--------------	--

	Twin wire ferrules: 2 x 20 - 2 x 13 AWG (2 x .5 - 2 x 2.5 mm ²)
--	---

Length	8.4" (213 mm)
---------------	---------------

Weight	1.1 lbs. (.4 kg)
---------------	------------------

Wire Ferrule Crimping Tool 10 - 6 AWG



- Makes trapezoidal crimp with full-cycle ratchet mechanism to assure complete crimps.
- Crimps single and twin cable wire ferrules.
- Adjusts automatically to correct crimp size.

CAT. NO.	UPC NO.	DESCRIPTION
K34GL	02638	Wire Ferrule Crimper

SPECIFICATIONS

Range	Single cable wire ferrules: 10 - 6 AWG (6 - 16 mm ²)
--------------	--

	Twin wire ferrules: 2 x 11 - 2 x 10 AWG (2 x 4 - 2 x 6 mm ²)
--	--

Length	8.9" (225 mm)
---------------	---------------

Weight	1.1 lbs. (0.4 kg)
---------------	-------------------

Wire Ferrule Crimping Tool 25 - 10 AWG



- Makes square-shaped crimps.
- Full-cycle ratchet mechanism assures complete crimps.
- Adjusts automatically to correct crimp size.

CAT. NO.	UPC NO.	DESCRIPTION
K30GL	02636	Wire Ferrule Crimper

SPECIFICATIONS

Range	25 - 10 AWG (0.14 - 6 mm ²)
Length	6.9" (175 mm)
Weight	1.1 lbs. (0.4 kg)

Wire Ferrule Crimping Tool 7 - 1/0 AWG




- Makes trapezoidal crimps with full-cycle ratchet mechanism to assure complete crimps.
- Crimps single and twin cable wire ferrules.

CAT. NO.	UPC NO.	DESCRIPTION
K28GL	02634	Wire Ferrule Crimper

SPECIFICATIONS

Range	Single cable wire ferrules: 7 - 1/0 AWG (10 - 50 mm ²) Twin wire ferrules: 2 x 11 - 2 x 5 AWG (2 x 4 - 2 x 16 mm ²)
Length	13.2" (335 mm)
Weight	1.8 lbs. (0.8 kg)

Wire Ferrule Crimping Tool 1/0 - 3/0 AWG



- Makes trapezoidal crimps with full-cycle ratchet mechanism to assure complete crimps.

CAT. NO.	UPC NO.	DESCRIPTION
K29GL	02635	Wire Ferrule Crimper

SPECIFICATIONS

Range	1/0 - 3/0 AWG (50 - 90 mm ²)
Length	13.2" (335 mm)
Weight	1.8 lbs. (0.8 kg)

NOTES

Wire & Cable Termination

INTERNATIONAL

Tel: +1.815.397.7070
Fax: +1.815.397.9247

CANADA

Tel: 800.435.0786
Fax: 800.524.2853

USA

Tel: 800.435.0786
Fax: 800.451.2632

Communications

For industry-leading tools for datacom, telecom and fiber optic applications, Greenlee has the complete product line. Choose from a large line-up of premium installation tools, tone generators and telecommunication test sets, network certification instruments and fiber optic test equipment – produced and field-tested to perform from start to finish.

Contents

Hand Tools	234
Fiber Optic Tools	276
Identification	281
Testing	291
Fiber Optic Testing	308
Locators	334
Kits	338
Fiber Optic Kits	354



MADE FOR THE TRADE!™



HAND TOOLS

Communications

PowerPlay Multi-Tool Family	PT-540	PT-525	PT-510
110 Punchdown Tool	•	•	•
66 Punchdown Tool	•	•	
UTP Round Wire Stripper	•	•	
Extra Large Wire Cutter (up to 10 AWG Romex®)	•		
Large Wire Cutter (up to 12 AWG Romex®)		•	
Wire Cutter (up to Cat5e UTP cable)		•	•
Hard Wire Cutter Notch	•	•	•
18/20/22/24 AWG Wire Strippers	•	•	•
10 AWG Wire Stripper	•		
12 AWG Wire Stripper	•	•	
14 AWG Wire Stripper	•		
Needle Nose & Gripping Pliers	•	•	•
Drywall Punch	•	•	•
Drywall Saw	•	•	
24-18 AWG Lug Terminal Crimpers	•		
18-14 AWG Lug Terminal Crimpers	•		
Wire Hook & Spudger	•	•	
¼" Socket Drive & Hex Bit Adapter	•	•	
#4 & #6 Slotted Screwdrivers	•	•	•
#1 Phillips Screwdriver	•	•	•
SOG Serrated Knife	•	•	•
3-in-1 File & Bottle Opener	•	•	•
7/16" & 3/8" Nut Drivers	•		
Ruler & Lanyard	•	•	•
Pivoting Handle Covers	•	•	
PowerLocks™	•	•	

PowerPlay™ PT-540



30 Tools-In-One:

- Needle Nose and Gripping Pliers.
- 110 and 66 Punchdown Tools.
- UTP and Round Wire Stripper.
- Extra Large Wire Cutter – up to 10 AWG Romex®.
- Wire Cutter – up to Cat5e UTP cable.
- 7 Wire Strippers - 10/12/14/18/20/22/24 AWG.
- PowerLocks™ Secure Folding Components.
- Drywall Punch and Saw.
- Hard Wire Cutter Notch.
- 24-18 AWG Lug Terminal Crimpers.
- 18-14 AWG Lug Terminal Crimpers.
- Wire Hook and Spudger.
- #4 and #6 Slotted Screwdrivers.
- #1 Phillips Screwdriver.
- SOG Knife with ½ Serrated Blade.
- 3-in-1 File and Bottle Opener.
- 7/16" and 3/8" Nut Drivers.
- Ruler and Lanyard.
- Leather Sheath Included.

CAT. NO.	DESCRIPTION
PA6520	PowerPlay™ PT-540

SPECIFICATIONS

Length	Closed	5" (127 mm)
	Open	7.5" (191 mm)
Weight		10.4 oz. (295 g)

PA4945 PowerPlay Grip Pack Kit

Contains the tools you need to install or maintain data and voice patch panels and outlets. See page 338 for details.

INTERNATIONAL

Tel: +1.815.397.7070
Fax: +1.815.397.9247

CANADA

Tel: 800.435.0786
Fax: 800.524.2853

USA

Tel: 800.435.0786
Fax: 800.451.2632

PowerPlay™ PT-525



Bits not included

24 Tools-In-One:

- Needle Nose & Gripping Pliers.
- 110 & 66 Punchdown Tools.
- Romex® Wire Cutter.
- UTP Stripper.
- 6 Wire Strippers - 12/14/18/20/22/24 AWG.
- Drywall Punch & Saw.
- #4 & #6 Slotted Screwdrivers.
- #1 Phillips Screwdriver.
- 1/4" Square Drive with Hex Bit Adapter.
- SOG Serrated Knife.
- 3-in-1 File.
- Wire Hook & Spudger.
- Bottle Opener.
- Ruler.
- Leather Sheath included.

CAT. NO.	DESCRIPTION
PA6510	PowerPlay™ PT-525

SPECIFICATIONS

Length	
Closed	4.75" (121 mm)
Open	7" (178 mm)
Weight	9.6 oz. (272 g)

PowerPlay™ PT-510



18 Tools-In-One:

- Needle Nose & Gripping Pliers.
- 110 Punchdown Tool.
- Romex® Wire Cutter.
- #4 & #6 Slotted Screwdrivers.
- #1 Phillips Screwdriver.
- SOG Serrated Knife.
- Drywall Punch.
- 4 Wire Strippers - 18/20/22/24 AWG.
- 3-in-1 File.
- Bottle Opener.
- Ruler.
- Leather Sheath included.

CAT. NO.	DESCRIPTION
PA6500	PowerPlay™ PT-510

SPECIFICATIONS

Length	
Closed	4.25" (114 mm)
Open	6" (152 mm)
Weight	7.5 oz. (227 g)

CAT. NO.	DESCRIPTION
PA6501	R 110 Punchdown Blade with 18/20/22/24 AWG Strippers
PA6502	R 66 Punchdown Blade with 18/20/22/24 AWG Strippers
PA6503	R Wire Hook and Spudger
PA6504	R SOG Knife with 1/2 Serrated Blade
PA6505	R Drywall Saw
PA6506	R 3-in-1 File/#6 Slotted Screwdriver
PA6507	R Scissors
PA6508	R #1 Phillips Screwdriver
PA6509	R Replacement Handle Cover (1)

CAT. NO.	DESCRIPTION
PA6511	R #4 Slotted Screwdriver/Bottle Opener
PA6512	R 1/4" Drive
PA6524	R StopLock™
PA6514	R Telephone Unwrap Bit
PA6515	R Telephone Wrap Bit
PA6516	R 1/4" Socket Adapter
PA6518	R PT-510 Leather Sheath
PA6519	R PT-525/PT-540 Leather Sheath



Round Cable Cutters



PA1175



PA1179

- Cuts solid or stranded cable up to AWG 6.
- Precise and effortless cuts.
- Round cutting form won't deform cables.
- Ideal for UTP and Coax, RG58, RG59 and RG6/6Q; RG7 and RG11 with PA1175.

CAT. NO.	DESCRIPTION
----------	-------------

PA1175	Contour Round Cable Cutter
PA1179	Dual-Contour Round Cable Cutter

Center Conductor Cutter



- Precisely trims the center conductor of coaxial cable to a standard length of 3/16" (5 mm).
- Cushioned-grip handle for comfortable use.
- Heat-treated for long life.

CAT. NO.	UPC NO.	DESCRIPTION
----------	---------	-------------

45481	45481	Center Conductor Cutter
-------	-------	-------------------------

SPECIFICATIONS

Stamped from high-carbon tool steel
Rust-resistant black oxide finish

Cable Cutter, 8 AWG



- Designed to cut solid, stranded wire up to 8 AWG (10 mm²) and multi-conductor cable up to 1/2" (12.7 mm) in diameter.
- Curved cutting blades ensure an easy cut.
- Economically priced.
- Cushioned-grip handle for comfortable use.
- Heat-treated for long life.
- Stamped and precision ground from high-carbon tool steel.
- Return spring.
- Locking latch.
- Rust-resistant black oxide finish.

CAT. NO.	UPC NO.	DESCRIPTION
----------	---------	-------------

45482	45482	Cable Cutter
-------	-------	--------------

45471 Professional Installation Kit

This complete kit includes our 8 AWG Cable Cutter plus all the tools, connectors and tests for installing and maintaining most types of communications cabling. See page 353 for details on our Professional Installation Kit.



Cable Cutter



- Easily cuts heavier copper and aluminum cables up to 2/0 (70 mm²).
- Plastic coated, high-leverage handles for easier cuts.
- Heat-treated for long life.
- Made of heavy-duty forged steel.
- Precision-ground, shear-action, curved cutting blades.
- Rust-resistant black oxide finish.
- Made in Japan.

CAT. NO.	UPC NO.	DESCRIPTION
727	31291	Cable Cutter

Cable Splicer's Knife and Splicer's Snips



- Cuts cable, telephone wire and strips insulation.
- Tough, tempered steel knife blade holds its edge longer.
- Full-sized knife handle provides greater comfort.
- Knife has a short, coping-type blade made of the finest cutlery steel.
- Scissors have an upper blade with two stripping notches to strip most insulations from 19-24 AWG.

CAT. NO.	UPC NO.	DESCRIPTION
PT-K01	08704	Scissors and Knife Kit with Two-Pocket Pouch
PT-T01	08707	Cable Splicer's Knife
PT-T02	08708	Electrician's Snips
PT-C01	08702	Two-Pocket Leather Pouch
PA1931		Datacomm Snips

Datacomm Snips & Knife Kit



- Leather pouch slotted to fit 2" (51 mm) belts.
- Datacomm scissors feature an ergonomic design for the professional user.
- Utility knife has a full-size, no-slip textured handle.
- Knife designed to stay sharp and fit comfortably in your hand.


CAT. NO.	DESCRIPTION
PA1933	Snips & knife in leather pouch
PA1931	Snips only

SPECIFICATIONS

Kit	8 oz. (228 g)
Knife	3 oz. (85 g)
Scissors	2 oz. (57 g)
Pouch	2 oz. (57 g)



Wire Strippers/Cutter



- Precision-ground blades ensure consistent stripping and cutting.
- Heat-treated for long life.
- Cushioned-grip vinyl handle for comfortable use.
- Serrated nose grip for wire pulling and straightening.
- Stamped from high-carbon tool steel.
- Pivot joints have hardened steel bushings.
- Rust-resistant black oxide finish.

CAT. NO.	UPC NO.	DESCRIPTION
1916	31891	20-10 AWG (0.8 to 2.6 mm dia.) Solid Wire
1917	31890	26-16 AWG (0.4 to 1.3 mm dia.) Solid Wire
1918	31889	30-22 AWG (0.25 to 0.64 mm dia.) Solid Wire

*Do not use on live circuits.

Pro Wire Strippers



1950



1955

- Strips the outer jacket off both solid and stranded wire.
- Machined stripping stations with a positive stop provide precise stripping diameters.
- Ergonomically designed, extra-long cushioned handles add superior comfort and reduce hand fatigue.
- Long curved cutter blades reduce force required by 25% and can cut NM in a single cut.
- Lock tab protects cutting edges during storage.
- Pliers nose for working with small nuts and pulling wire.
- Hole in jaws for looping wires.
- Opening stop prevents spring from disengaging.
- Easy-to-read graphics.
- Cuts screws.

CAT. NO.	UPC NO.	DESCRIPTION
1950	06852	Pro Wire Stripper 10-18 AWG
1951	06853	Pro Wire Stripper 22-32 AWG
1955	06857	Pro Plus Wire Stripper, 10-18 AWG
1956	10300	Pro Plus Stripper 8-16 AWG

*Do not use on live circuits.

GripP-Strippers 10 & 20



- Head of tool and handles designed at optimum 22° angle to prevent awkward wrist bends.
- Spring-loaded open.
- Contoured wire stripping areas precision ground for accuracy.
- Non-scoring strip and smooth wire cutting.
- Features screw cutter and wire loops embedded in frames.
- Built-in safety lock.
- Gripping jaws on front of tool.
- PA1117 will work on Romex household cable.
- Not for use on steel or armored wire and cable.

CAT. NO.	DESCRIPTION
PA1117	GripP 10 cutter/stripper (22-10 AWG/.34-6 mm2)
PA1118	GripP 20 cutter/stripper (30-20 AWG/.05-.5 mm2)
PA1123	Wire Stripper Bundle, includes both PA1117 and PA1118

SPECIFICATIONS

Dimensions 7.1" L x 2.25" W x .65" D (180 mm x 57 mm x 17 mm)

Weight 6.5 oz. (185 g)

*Do not use on live circuits.

Flat Cable Cutter



- Cut flat satin cables easily and quickly.
- Gripping pliers at tip of tool.
- Dual-durometer grips for improved comfort and control.

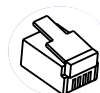
CAT. NO.	DESCRIPTION
PA1181	Flat Cable Cutter

Kwik Stripper Flat Telephone Cable Cutter/Stripper



- Designed to cut and strip flat modular telephone cables (Silver Satin).
- Built-in cable stop/guide for consistent strip length.
- Heat-treated for long life.
- Cushioned-grip vinyl handle for comfortable use.
- 2- to 10-conductor capacity.
- Stamped from high-carbon tool steel.
- Rust-resistant black oxide finish.

CAT. NO.	UPC NO.	DESCRIPTION
45480	45480	Kwik Stripper Flat Telephone Cable Cutter/Stripper



45480
Typically used
for Modular Plug
Connectors
(See page 265)



Combo UTP/Coax SureStrip™



- Professional all-in-one cutter/stripper for coaxial and twisted pair cables.
- Cuts and strips multiple cable types:
 - Coax: RG6, RG6 Quad and RG59.
 - Twisted Pair (UTP/STP): Cat6, Cat5e and Cat5.
- Easy-to-use combination cutter/stripper.
- Adjustable stripping blade for UTP/STP; accommodates different insulation thicknesses without damaging conductors.
- Self-regulating cassette blade prevents nicks.
- Coax blade cassette is removable to adjust stripping depth of both blades with hex key included. (Note: Hex key stores securely in bottom of tool)
- Contoured finger grips for cutting power.
- Lanyard hole for wrist strap, key chain, etc.

CAT. NO.	DESCRIPTION
PA1119	Combo UTP/Coax SureStrip™
PA2119	Coax Blade Cassette
PA2120	UTP Cut/Strip Blade

SPECIFICATIONS	
Weight	2.5 oz. (71 g)
Length	4.53" (115 mm)

Data SureStrip™



- Cuts and strips multiple cable types:
 - 4-, 6- and 8-conductor flat satin cables.
 - 4-, 6- and 8-conductor UTP/STP data cables.
 - 25-pair UTP/STP data and telephone cables.
- Multi-conductor round bundled cables with a maximum diameter of .5" (12.7 mm).
- 14-8 AWG (2.5-75mm²) wire.
- Nylon reinforced ABS plastic with stainless steel blade.
- Fully adjustable with simple thumb screw.
- Self-regulating to prevent nicking.
- Contoured finger grips for power cutting.
- Lanyard holes for wrist straps or key chains.
- Small and compact, slips right into a pocket.
- Works left or right handed.

CAT. NO.	DESCRIPTION
PA1116	Data SureStrip™

SPECIFICATIONS	
Weight	2.5 oz. (71 g)
Length	4.53" (115 mm)

CST vario Stripper



- Most flexible coax stripping tool on the market.
- Easy to set up and adjust.
- Two- and three-level stripping.
- Minimum center-to-center strip length is 0.13" (3.2 mm).
- Maximum total strip length is 0.67" (17 mm).
- Adjustable blade positioning in 0.04" (1 mm) increments.
- Lifetime warranty on frame only.

CAT. NO.	DESCRIPTION
PA3240	CST vario stripper
PA3242	R Replacement blade holder, blades & allen hex key

SPECIFICATIONS

Weight	2.8 oz. (79 g)
Length	4.57" (116 mm)

*Not recommended for use on LMR or Teflon cables.

CST Strippers



- Fixed blade system that accommodates 0.1"-0.315" (2.5-8.0mm) cable diameters including RG58/59/62AU, RG6, RG6 Quad, RG174, Belden 1505A, 1855A and 8281.
- Cam adjustment ensures precise and repeatable hold on cable.
- Memory blocks reduce set-up time and are easy to interchange and mark for various applications.
- Blades are two-sided for longer use.
- No cable jacket distortion during stripping process.
- Blade cassettes easy to change.
- Lifetime warranty on frame only.

CAT. NO.	DESCRIPTION	COMMON USES
PA1240	CST Green - 3 Level (A=.279, B=.201)	Common 2- & 3-piece
PA2240	Green Blade Cassette only	
PA1241	CST Blue - 2 Level (A=.256)	CATV "F" connectors
PA2241	Blue Blade Cassette only	
PA1243	CST Brown - 3 Level (A=.295, B=.137)	
PA2243	Brown Blade Cassette only	
PA1247	CST Orange - 3 Level (A=.327, B=.146)	Kings, Amphenol 3-piece
PA2247	Orange Blade Cassette only	
PA1248	CST Black - 3 Level (A=.344, B=.094)	ADC, Amphenol HDTV
PA2248	Black Blade Cassette only	
PA1250	CST Frame only	
PA2245	CST Memory Cartridge only	



Y-block - inserts into tool to tighten up rollers for smaller cable sizes



PA2240



PA2241



PA2248

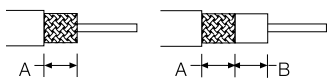


CST Pro Coax Stripper

NEW



- New patent-pending coax stripping system for precision & accuracy
- Works with a wide range of cable diameters from .1"-.315" (2.5-8.0mm) including: RG58/59/62AU, RG6/6QS, RG174, Belden 1505A, 1855A & 8281 and mini-coax.
- Pre-set for standard 2- and 3-level strip lengths
- Coax stripper designed for pros requiring precision, versatility & ease of use.
- Reversible-rollers easily adjust for various cable sizes including mini-coax.
- Dual roller mechanism perfectly centers cable & applies equal pressure to eliminate cable distortion.
- Quick-change pre-set blade cassettes.
- Cam adjustment ensures precise hold on cable.
- Fixed blade cassettes pre-set for standard 2- and 3-level strip lengths
- Interchangeable blades reduce set-up time.
- Lifetime warranty on frame only.



CST Pro
Paladin Tools®



PA2284
Reversible Rollers



PA2282 3 Level



Blade Adjustment Screws

CAT. NO.	DESCRIPTION	COMMON USES
PA1280	CST Pro Green 3-level (A=.279, B=.201)	Common 2- & 3-piece
PA2280	Green Blade Cassette only	
PA1281	CST Pro Orange 3-level (A=.327, B=.146)	Kings, Amphenol RFX 3-piece
PA2281	Orange Blade Cassette only	
PA1282	CST Pro Black 3-level (A=.344, B=.094)	ADC, Kings, Amphenol HDTV, Mini's
PA2282	Black Blade Cassette only	
PA1283	CST Pro Blue 2-level (A=.250)	Standard RG6/6QS & RG59, CATV "F", Mini's
PA2283	Blue Blade Cassette only	
PA1285	CST Pro Frame only	
PA2284	CST Pro Rollers only	

Communications

INTERNATIONAL

Tel: +1.815.397.7070
Fax: +1.815.397.9247

CANADA

Tel: 800.435.0786
Fax: 800.524.2853

USA

Tel: 800.435.0786
Fax: 800.451.2632

LC CST Strippers



- Self-regulating tension.
- Adjust cutting depth on each blade for varying cable thicknesses with the included hex key.
- Pre-set for common strip lengths.
- Blades adjust for strip dimensions other than our standard pre-set units*.

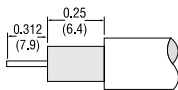
CAT. NO.	DESCRIPTION
PA1255	LC CST-58/59 – 2- & 3-Level, Adjustable
PA1256	LC CST-11 – 2- & 3--Level, Adjustable
PA1257	LC CST CATV "F" – 2-Level
PA1258	LC CST-Mini
PA2263	R Replacement Blade

SPECIFICATIONS	PRESET STRIP LENGTHS*	CABLE USAGE
LC CST-58/59	0.315" outer jacket 0.157" inner dielectric	RG58, RG59, RG62 AU & RG6
LC CST-11	0.315" outer jacket 0.157" inner dielectric	RG8, RG11 & RG213
LC CST CATV "F"	0.236" outer jacket	RG59, RG6 & RG6 QUAD CATV"F" (preset for RG6 CATV "F")
LC CST-Mini	0.344" outer jacket 0.094" inner dielectric	RG178, RG179, RG188, AT&T 735(A), NT735, Belden 1855A, Belden 8218, RG180, RG187, RG188A, RG405 and more

*To adjust strip lengths simply change blade locations in the lower jaw to attain the following:
.157" (4 mm), .236" (6 mm), .315" (8 mm), .394" (10 mm) and .472" (12 mm)
Not recommended for use on LMR or Teflon cables.

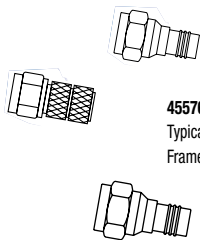
Communications

Kwik Stripper Coax Stripper — 2 level and 3 level

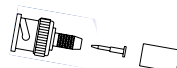


- Designed to provide precise, repeatable strips consistently.
- Prepares RG58, RG59, RG62, RG6 and many other types of coax cable.
- Strips braid and dielectric to 1/4" (6.4 mm).
- Blades are easily replaced in the field.
- Blade adjustment for cutting depth.
- Replaceable and interchangeable blade cassettes.

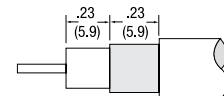
CAT. NO.	UPC NO.	DESCRIPTION
45576	45576	Kwik Stripper Coax Stripper - 2 Level
45577	45577	Kwik Stripper Coax Stripper - 3 Level
45040	45040	R Cartridge - 2 Level
45039	45039	R Cartridge - 3 Level



45576 2 Level
Typically used for F-type connectors (See pages 251).
Frame accepts only 2 level cartridges.



45577 3 Level
Typically used for BNC-type connectors (See page 252).
Frame accepts both 2 and 3 level cartridges.



USA
 Tel: 800.435.0786
 Fax: 800.451.2632
CANADA
 Tel: 800.435.0786
 Fax: 800.524.2853
INTERNATIONAL
 Tel: +1.815.397.7070
 Fax: +1.815.397.9247



Kwik Stripper Twisted Pair Stripper



- No tool is better for trimming the jacket from twisted pair cable without damaging the individual conductors.
- Blade depth adjustment ensures precise cutting depth.
- Blade penetration controlled by tension loop.
- Strip length gauge.
- Made in the USA.


CAT. NO.	UPC NO.	DESCRIPTION
----------	---------	-------------

45579	45579	Kwik Stripper Twisted Pair Stripper
-------	-------	-------------------------------------



45579
Typically used for Modular Plug Connectors (See pages 264-265)

Kwik Stripper CATV Cable Stripper



- Designed for the professional CATV cable installer, this stripper is perfect for high volume and uses replaceable stripping cartridges for RG6, RG59, RG11 and RG7 CATV cables.
- Pre-measured stops eliminate time-consuming measuring and trimming.
- No adjustments needed.
- Spare cartridge holder is conveniently built into the tool.
- Included with the tool, the RG6/RG59 cartridge strips cable jacket and dielectric to 1/4" (6.4 mm).
- Included with the tool, the RG11/RG7 cartridge strips cable jacket and dielectric to 1/4" (6.4 mm).
- Extra-large finger hole.
- Made in the USA.

CAT. NO.	UPC NO.	DESCRIPTION
----------	---------	-------------

45578	45578	Kwik Stripper CATV Cable Stripper
45580	45580	Cartridge RG6/RG59
45581	45581	Cartridge RG11/RG7

Kwik Stripper CATV/UTP Stripper



- Used for both unshielded twisted pair (UTP) and coaxial cabling, this tool reduces the number of tools needed without any adjustments.
- Switching from four pair UTP to RG6 or RG59 is simple – just change cartridges.
- Cartridges are color-coded for quick identification; blue for UTP and black for coax.
- Pre-measured stops eliminate time-consuming measuring and trimming.
- UTP cartridge strips four-pair UTP without scoring the individual conductors.
- Spare cartridge holder is conveniently built into the tool.
- Included with the tool, the RG6/RG59 cartridge strips the cable jacket and dielectric to 1/4" (6.4 mm).
- Extra-large finger hole.
- Made in the USA.

CAT. NO.	UPC NO.	DESCRIPTION
----------	---------	-------------

45677	45677	Kwik Stripper CATV/UTP Stripper with Both Cartridges
45667	45667	Cartridge UTP
45580	45580	Cartridge RG6/RG59
45581	45581	Cartridge RG11/RG7

AM 25 Slitter



- Strips and slits 0.18" to 1.0" (4.5-25mm) diameter Round Cables.
- Adjustable cutting depth.
- Swivel blade for circular, longitudinal and spiral cuts.
- Spare blade in handle.
- Cable holding clip with integrated edge for removing slit insulation.
- Laser-trimmed, stainless-steel blade for long use.
- Slits PVC, Teflon and THHN.
- Perfect for armored cable.

CAT. NO.	DESCRIPTION
----------	-------------

PA1820	AM 25
PA2109	Replacement blade

SPECIFICATIONS	
----------------	--

Weight	4.7 oz. (133 g)
Length	5.3" (135 mm)

NOTE: Do not use on live circuits. Not for polyethylene, polypropylene or XLP insulations

AM 35 Slitter



- Strips and slits 1.0" to 1.4" (25-35mm) diameter Round Cables.
- Adjustable cutting depth for insulation up to 0.18" (4.5 mm) thick.
- Swivel blade for circular, longitudinal and spiral cuts.
- Spare blade in handle.
- Cable holding clip with integrated edge for removing slit insulation.
- Laser-trimmed, stainless-steel blade for long use.
- Slits PVC, Teflon and THHN.

CAT. NO.	DESCRIPTION
----------	-------------

PA1821	AM 35
PA2109	Replacement blade

SPECIFICATIONS	
----------------	--

Weight	5 oz. (141 g)
Length	5.5" (140 mm)

NOTE: Do not use on live circuits. Not for polyethylene, polypropylene or XLP insulations

Universal Slitter



- Strips and slits 0.18" to 1.0" (4.5-25mm) diameter Round Cables.
- Precision stripping and slitting of rubber, PVC, nylon and most insulation materials.
- Adjustable depth of cut.
- Circumferential, longitudinal and spiral cuts.
- Cable is supported during use.
- Cable support arm edge is used to pry off thick insulation.
- Laser-trimmed, stainless-steel blade for long use.
- A perfect tool for mid-point taps.
- Spare blade included.

CAT. NO.	DESCRIPTION
----------	-------------

PA1822	Universal splitter
PA2109	Replacement blade

SPECIFICATIONS	
----------------	--

Weight	7 oz. (200 g)
Length	5.7" (145 mm)

NOTE: Do not use on live circuits. Not for polyethylene, polypropylene or XLP insulations



Pocket Cable Stripper



- Specifically designed for stripping power and telecommunications cables from 3/4" to 1-1/2" in diameter (19 mm to 40 mm).
- Strips solid conductor, stranded conductor and multiple conductor cables.
- Easy blade depth adjustment.
- Blade rotates for circular, longitudinal and spiral cuts.

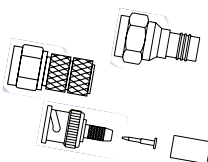
CAT. NO.	UPC NO.	DESCRIPTION
1903	12679	Pocket Cable Stripper
07915	07915	Ⓡ Cutting Blade (Pack of 2)

Coax Connector Insertion Tool



- Used in CATV applications, the Insertion Tool holds F- and BNC-style connectors securely in place allowing the installer to seat the connector properly on the cable.
- Prevents damage to center conductor.
- Screwdriver bit can be removed to allow the ratcheting screwdriver to be used with standard bits.
- Screwdriver bit can be purchased separately for use in standard ratcheting screwdrivers.
- BNC screwdriver bit sold separately for use with BNC connectors.

CAT. NO.	UPC NO.	DESCRIPTION
45516	45516	Coax Connector Insertion Tool with F-style Connector Bit
45517	45517	Ⓡ Bit, F-style Connector
45518	45518	Ⓡ Bit, BNC-style Connector



45516
Use with F-style and BNC-style Connectors
(See pages 251 - 252).

Cable TV "F" Flaring & Attachment Tool



- Flares RG59, RG6 and RG6 Quad Cable types.
- Works with CATV "F" connectors.
- Save time on cable TV and satellite installations.
- Flare the shield braid back from the dielectric without nicking your finger.
- Make connections faster and easier with properly prepped cable.
- Attachment tool enables you to hold the connector comfortably to insert onto cable.

CAT. NO.	DESCRIPTION
PA1927	Cable TV "F" Flaring & Attachment Tool

Coax 3-Way Tool



- Flares RG6 and RG6 Quad Cable types.
- Flares shield braid back from the dielectric without nicking your fingers.
- Attachment tool enables you to hold the connector comfortably to insert connector onto cable.
- Extraction tool to assist in coupling connector to port or to assist in uncoupling from port.
- Works with CATV "F" connectors.

CAT. NO.	DESCRIPTION
----------	-------------

PA1928	Coax 3-Way Tool
--------	-----------------

BNC Coax Multi-Tool



- Flaring tool for RG59 cables.
- BNC Insertion holder.
- Extraction tool for BNC connectors.

CAT. NO.	DESCRIPTION
----------	-------------

PA1930	BNC Coax Multi-Tool
--------	---------------------

RG59/RG6/RG6 Quad Flaring Tool



- Works on RG59 and RG6/6 Quad cable.
- Flares shield away from center dielectric.
- Saves time on CATV and satellite installation

CAT. NO.	DESCRIPTION
----------	-------------

PA1917	RG59/6/6QS flaring tool
--------	-------------------------

BNC and CATV "F" Extraction Tools



PA1907

PA1908

PA1916

- Chrome finish.
- Comfortable driver-style plastic handle.
- 1908 CATV "F" is a combination tool. Use the hex socket to easily remove and insert the connectors. Use the threaded end to hold the connector while you insert cable for connectors. Helps to prevent finger injuries.

CAT. NO.	DESCRIPTION
----------	-------------

PA1908	CATV 8" (203 mm)
PA1907	BNC 8" (203 mm)
PA1916	BNC 12" (305 mm)

SPECIFICATIONS	
----------------	--

Weight	4 oz. (114 g)
Length	4" - 12" (102 mm - 305 mm)



SealTite® ProM Coax Crimper



- Crimps weatherproof linear CATV "F", BNC, RCA & right-angle compression-type connectors from all manufacturers.
- Works with RG6, RG6 Quad, RG59 & RG62AU coax cables.
- Versatile tool - accommodates multiple connectors.
- The only tool with a single, reversible head eliminating need for adapters.
- No additional parts, attachments or other tools required to change from one crimp style to another.
- Quickly & easily adjust crimp height.
- Once properly set, lock with adjustment lock.

CAT. NO.	DESCRIPTION
----------	-------------

PA1559	SealTite® ProM Coax Crimper
--------	-----------------------------

SPECIFICATIONS	
----------------	--

Weight	17 oz. (485 g)
Dimensions (in.)	7.76" W x 3.26" L x 30.5" D
Dimensions (mm)	187 W x 82.8 L x 30.5 D
Rated Life Cycle	30,000 (unloaded)

SealTite® 59/6 CATV "F" Compression Crimper



- Performs compression crimping of waterproof CATV "F" connectors for RG59 and RG6/RG6 Quad 75 ohm coaxial cables.
- Works on Augat/T&B Snap-N-Seal™ connectors, AIM CATV "F" waterproof connectors and Paladin SealTite™ connectors.
- Fully ratcheting one-cycle crimp function.

CAT. NO.	DESCRIPTION
----------	-------------

PA901024	SealTite® Crimper
----------	-------------------

SPECIFICATIONS	
----------------	--

Weight	15.9 oz. (465 g)
Dimensions (in.)	8.5" W x 1.7" L x 1.0" D
Dimensions (mm)	216 W x 43 L x 25.4 D

Compression Crimping Tool



- Requires less force than a traditional hex-style crimp.
- Ergonomic Sanoprene grips reduce hand fatigue.
- Terminates most compression-style connectors.
- Fully adjustable for crimping different coax connector types.

CAT. NO.	UPC NO.	DESCRIPTION
----------	---------	-------------

60807	60807	Compression Crimping Tool
-------	-------	---------------------------



SealTite® Cable TV “F” Compression Connectors



- Large hex nut for easy installations.
- Patented design with 360° cable gripping sleeve.
- Solid brass construction with nickel plating to prevent UV degradation.

DESCRIPTION	RG59	RG6 & RG6 Quad	RG6 Quad
	CAT. NO.	CAT. NO.	CAT. NO.
10 Pack Clamshell	PA9642	PA9643	PA9644
20 Pack Clamshell	PA9610	PA9611	PA9612
50 Pack Jar	PA9645	PA9646	PA9647
100 Pack Bulk	N/A	PA9614*	PA9615

*Also available in retail jar pack, PA9687.

SealTite® RCA Compression Connectors



- Patented design with 360° cable gripping sleeve.
- Full gold contacts for low signal loss.
- Includes slip-on color bands for easy cable identification. A set of bands includes 4 red, 2 green, 2 blue, 2 yellow and 2 white per ten connectors.
- Constructed from solid brass with nickel plating.

DESCRIPTION	RG59	RG6 & RG6 Quad
	CAT. NO.	CAT. NO.
10 Pack Clamshell	PA9720	PA9714
50 Pack Jar	PA9721	PA9716

SealTite® BNC Compression Connectors



- Patented design with 360° cable gripping sleeve.
- Full gold contacts for low signal loss.
- Includes slip-on color bands for easy cable identification. A set of bands includes 4 red, 2 green, 2 blue, 2 yellow and 2 white per ten connectors.
- Constructed from solid brass with nickel plating.

DESCRIPTION	RG59	RG6 & RG6 Quad
	CAT. NO.	CAT. NO.
10 Pack Clamshell	PA9730	PA9715
50 Pack Jar	PA9731	PA9740

Hex Crimp Cable TV “F” Connectors



- Crimp-on style cable TV “F” connectors.
- All-brass with nickel plating for durability.
- Designed for indoor use.

DESCRIPTION	RG59	RG6	RG6 Quad
	CAT. NO.	CAT. NO.	CAT. NO.
10 Pack Clamshell	PA9676	PA9677	PA9678
50 Pack Jar	PA9703	PA9680	PA9681
100 Pack Bulk	N/A	PA9704	N/A



Twist-On Cable TV "F" Connectors



- Connectors twist onto cable for quick installation.
- Sharp threads firmly grip cable for good connections.
- EZ-SPIN™ hex nut for easy installation.

	RG59	RG6
DESCRIPTION	CAT. NO.	CAT. NO.
10 Pack Clamshell	PA9694	PA9695

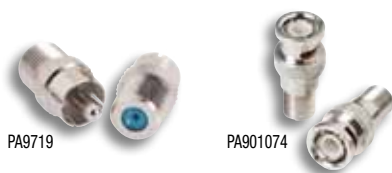
Push-On Cable TV "F" Connectors



- No crimp tool required. Simply strip cable and push connector onto it.
- Special knurled nut offers superior grip for strong connection.
- All brass, nickel-plated for durability and low signal loss.
- For indoor usage only.

	RG59	RG6
DESCRIPTION	CAT. NO.	CAT. NO.
10 Pack Clamshell	PA9682	PA9683
50 Pack Jar	PA9684	PA9685

Other Coaxial Connectors



Connect CATV "F" cables to RCA plugs.

- Eliminate the need for new cabling
- Solid brass with nickel plate
- 75 ohm rating

CAT. NO.	DESCRIPTION
PA9719	Adapter, CATV "F" (female) to RCA (male) (Qty. 10)
PA901074	Adapter, CATV "F" (female) to BNC (male) (Qty.1)

Dual Port Ground Block



- Provides a positive ground connection between two coaxial shields and the ground wire.
- Creates a connection for the dissipation of any unwanted electrical charges.
- Solid nickel plated zinc alloy.
- High-performance, 360° contact, for up to 3.0 GHz.
- Suitable for satellite or cable TV.
- UL/CSA approved.

CAT. NO.	DESCRIPTION
PA9675	Dual Port Grounding Block

Cable TV "F" Terminators



- Solid brass body with nickel plating.
- ½ watt resistor (5% tolerance); 75 ohm.

CAT. NO.	DESCRIPTION
PA9686	CATV "F" Terminators (10)

Female Splice Adapter









- Cable TV "F" female-to-female barrel adapter.
- Designed for performance up to 3.0 GHz.
- Gold-plated contacts.
- 2 pack.

CAT. NO.	DESCRIPTION
PA9675	Female Splice Adapter



F-Style Coaxial Connectors System

- Nickel plated for corrosion resistance

F-STYLE CONNECTORS

DESCRIPTION						RECOMMENDED TOOL			
						STRIPPER		CRIMPER	
CONNECTOR TYPE	CABLE TYPE	QUANTITY	CAT. NO.	UPC NO.	CAT. NO.	UPC NO.	CAT. NO.	UPC NO.	
	'F' Connector Twist-on	RG59	10/Pack	45735	45735	45576	45576		
			50/Pack	45749	45749	45578	45578		
						45677	45677		
	'F' Connector Crimp	RG59	10/Pack	45734	45734	45576	45576	46801	46801
			50/Pack	45748	45748	45578	45578		
						45677	45677		
	'F' Connector Twist-on	RG6	10/Pack	45327	45327	45576	45576		
			50/Pack	45328	45328	45578	45578		
						45677	45677		
	'F' Connector Crimp	RG6	10/Pack	45315	45315	45576	45576	46801	46801
			50/Pack	45316	45316	45578	45578		
						45677	45677		
	'F' Connector Crimp	RG59 Quad-shield	10/Pack	45321	45321	45576	45576	46801	46801
			50/Pack	45322	45322	45578	45578		
						45677	45677		
	'F' Connector Crimp	RG6 Quad-shield	10/Pack	45323	45323	45576	45576	46801	46801
			50/Pack	45324	45324	45578	45578		
						45677	45677		

F-STYLE ADAPTERS

DESCRIPTION			
ADAPTER/TERMINATOR TYPE	QUANTITY	CAT. NO.	UPC NO.
 'F' Female Adapter	5/Pack	45325	45325
 'F' Terminator	5/Pack	45326	45326

XFC Series Weatherproof Compression F-Style Connectors



- Dual-protection with external sleeve and internal o-ring.
- 360-degree sleeve crimp prevents moisture migration.
- O-ring provides internal seal when the 7/16" nut is tightened.
- Use for both indoor and outdoor applications.
- Color-coded sleeves for easy identification of cable compatibility.
- 70 lbs pull-out strength exceeds SCTE cable retention standard IPS-SP-405.
- Terminates easily using any compression tool.

CAT. NO.	UPC NO.	DESCRIPTION
XFC-6-10	12578	RG6 - 10 Pack
XFC-6-50	12586	RG6 - 50 Pack
XFC-6-100	12587	RG6 - 100 Pack
XFC-6Q-10	12589	RG6 Quad - 10 Pack
XFC-6Q-50	12590	RG6 Quad - 50 Pack
XFC-6Q-100	12591	RG6 Quad - 100 Pack
XFC-59-10	12593	RG59 - 10 Pack
XFC-59-50	12594	RG59 - 50 Pack
XFC-59-100	12595	RG59 - 100 Pack

Communications

USA
Tel: 800.435.0786
Fax: 800.451.2632

CANADA
Tel: 800.435.0786
Fax: 800.524.2653





INTERNATIONAL
Tel: +1.815.397.7070
Fax: +1.815.397.9247





BNC Coaxial Connectors

- Gold-plated, captive center contact provides long life and reliable performance.
- Precision manufactured from machined brass and nickel plated for corrosion resistance.


BNC CONNECTORS

DESCRIPTION						RECOMMENDED TOOL			
						STRIPPER		CRIMPER	
CONNECTOR TYPE	CABLE TYPE	QUANTITY	CAT. NO.	UPC NO.	CAT. NO.	UPC NO.	CAT. NO.	UPC NO.	
 BNC Crimp Plug	RG58 Thinnet PVC	5/Pack	45730	45730	45577	45577	46800	46800	
 BNC Crimp Plug	RG58 Thinnet Plenum	5/Pack	45731	45731	45577	45577	46800	46800	
 BNC Crimp Plug	RG59/62 PVC	5/Pack	45732	45732	45577	45577	46800	46800	
 BNC Crimp Plug	RG59/62 Plenum	5/Pack	45733	45733	45577	45577	46800	46800	

BNC ADAPTERS

DESCRIPTION				
ADAPTER TYPE		QUANTITY	CAT. NO.	UPC NO.
	BNC Tee-style Plug to Jack/Jack	1/Pack	45727	45727
	BNC Straight Jack to Jack	1/Pack	45728	45728

BNC TERMINATORS

DESCRIPTION				
ADAPTER TYPE		QUANTITY	CAT. NO.	UPC NO.
	BNC Terminator 93 OHM	1/Pack	45726	45726

Cable TV Splitters



- Split analog and digital cable TV signals to 2 to 4 outlets.
- HDTV compatible and works with cable modems.
- 75 ohm impedance.
- 5-1000 MHz bandwidth.
- "F"-style female ports.

CAT. NO.	DESCRIPTION
----------	-------------

PA9688	2-Way Cable TV Splitter
PA9689	3-Way Cable TV Splitter
PA9690	4-Way Cable TV Splitter

Satellite TV Splitters



- Split satellite and digital signals to multiple outlets.
- Compatible with most digital satellite brands, digital cable TV and HDTV.
- 75 ohm impedance.
- 5-2400 MHz bandwidth.
- "F"-style female ports.

CAT. NO.	DESCRIPTION
----------	-------------

PA9669	2-Way Satellite TV Splitter
PA9670	3-Way Satellite TV Splitter
PA9671	4-Way Satellite TV Splitter

Satellite Diplexer



- Combines signal from satellite dish and UHF/VHF antenna into single coax cable output.
- 5-860 MHz antenna and 950-2450 satellite power pass.
- For RG6 or RG6 Quad.
- An additional diplexer can be used to split signals again for connection to satellite and antenna ports on receivers.
- Diplexed signals can be distributed through an amplifier to send signal to multiple outlets.

CAT. NO.	DESCRIPTION
----------	-------------

PA9673	Satellite Diplexer
--------	--------------------

In-Line Amplifier



- Boost signals to multiple outlets or on long cable runs.
- Works with satellite dish or terrestrial antenna installations with over 50' of cable.
- Digital TV ready.
- 20 dB gain.
- DC 12-18V.
- 950-2400 MHz maximum bandwidth.

CAT. NO.	DESCRIPTION
----------	-------------

PA9672	In-Line Amplifier
--------	-------------------



VS1 Series Splitters



- Designed for digital broadcast television, digital cable television, off-air antennas and RF distribution.
- Bandwidth - 5 MHz to 1 GHz.
- Power Passive Port - designed to pass RF and DC power from one input to one output.
- Nickel-plated, zinc die-cast housing for excellent anti-corrosive protection.
- 100% solder-sealed tin backplate provides EMI/RFI shielding > -120dB.
- Low insertion loss.
- Printed circuit board construction ensures consistent RF performance and excellent port-to-port isolation.
- Precision machine threaded "F" ports for perfect connector fit.
- F-Ports spaced at 1" on center to allow application of security sleeves and window filters.
- F-Ports comply with SCTE outdoor standards.
- Mounting screws included.


CAT. NO.	UPC NO.	DESCRIPTION
VS1-2	46241	2-Way 1 GHz Splitter (1)
VS1-3	46242	3-Way 1 GHz Splitter (1)
VS1-4	46243	4-Way 1 GHz Splitter (1)
45326	45326	F-Terminator, 75 ohm (5)

SPECIFICATIONS

ELECTRICAL SPECIFICATIONS	Frequency - Range (MHz)	VS1-2, 2-Way	VS1-3, 3-Way	VS1-4, 4-Way
Insertion Loss	5-47	3.6	4.0-7.2	7.5
	47-470	4.0	4.1-7.8	8.0
In-Out (max dB)	470-750	4.3	4.3/8.2	8.5
	750-1000	4.5	4.5/8.5	8.5
Return Loss In (min dB)	5-47	15.0	15.0	15.0
	47-470	16.0	17.0	17.0
	470-750	15.0	15.0	15.0
	750-1000	15.0	15.0	15.0
Return Loss Out (min dB)	5-47	15.0	15.0	15.0
	47-470	16.0	17.0	17.0
	470-750	15.0	15.0	15.0
	750-1000	15.0	15.0	15.0
Isolation	5-47	20.0	20.0	20.0
Out-Out (min dB)	47-470	21.0	21.0	21.0
	470-750	20.0	20.0	20.0
	750-1000	20.0	20.0	20.0

LENGTH:	2.3" (58mm)	3.0" (76mm)	3.0" (76mm)
WIDTH:	1.9" (48mm)	1.9" (48mm)	1.9" (48mm)
HEIGHT:	0.6" (15mm)	0.6" (15mm)	0.6" (15mm)
HOUSING:	Nickel Plated Zinc Die Cast		
RF CONNECTOR	F-Type Female 75OHM		

stripax® Pro 6 & Pro 16



68 spring- compression blades on Pro 6†



Adjustable wire stop to set strip lengths



Cutter on bottom means less hand force required



Round stripping blades on Pro 16 cut insulation cleanly

Now for THHN and THHW industrial insulations. The original stripax set the industry standard for precision stripping for a decade. The new stripax® Pro 6 and Pro 16 perform powerful stripping of standard and industrial insulations for a wire range of 28-10 AWG (.08-6 mm²) and 10-6 AWG (6-16 mm²) respectively. The ergonomically designed, contoured handles let you hold the tool in a natural position so stripping is comfortable and requires less effort.

- Consistently strips heavy-duty and industrial insulations including THHN & THHW.
- Strips standard insulations including PVC, rubber and silicone.
- Provides nick-free stripping of insulation with no damage to conductors.
- Built-in cutter provides a smooth, straight cut without distorting the conductor.
- Fine adjustment slider on top of tool lets you adjust to the insulation thickness.
- Handles designed for comfort and require low hand force.
- Not for Teflon or Kapton hard insulations (use part number PA1115P mini-stripax Plus with a Teflon blade for these insulations).
- Perfect companion for any of our wire ferrule crimpers.
- Strippers carry a lifetime warranty; blade warranty is one year for defects only.

CAT. NO. DESCRIPTION

PA1113	stripax® Pro 6 (28-10 AWG) (.08-6.0 mm ²)
PA2113	stripax® Pro 6 replacement stripping blade set

SPECIFICATIONS

Weight	5.5 oz. (156 g)
Length	7.25" (185 mm)

*Do not use on live circuits

† 68 spring- compression blades precisely adjust to the insulation.

SureStrip® 4.0



High-quality wire stripping and cutting tool for 20-12 AWG (0.5-4.0 mm²).

- Strips stranded and solid conductors with PVC insulation.
- Strips multiple conductors and thin, ribbon-cable conductors simultaneously.
- Built-in wire cutter.
- Precision self-adjusting blades prevent wire damage.
- Strips double-insulated cables in two work cycles.
- User-replaceable stripping blades.
- Adjustable wire stop to set strip lengths.
- Value stripper to prepare wire for wire and ferrule terminaion.

CAT. NO. DESCRIPTION

PA904893	SureStrip® 4.0
PA901022	Replacement stripping blade set

SPECIFICATIONS

Weight	5.2 oz. (147 g)
Length	7.9" (200 mm)

*Do not use on live circuits.

Communications

USA

Tel: 800.435.0786
Fax: 800.451.2632

CANADA

Tel: 800.435.0786
Fax: 800.524.2653

INTERNATIONAL

Tel: +1.815.397.7070
Fax: +1.815.397.9247



mini-stripax® plus



- Strips flexible and solid conductors with PVC, Teflon, silicone and other special insulations.
- Strips multiple conductors and thin ribbon-cable conductors simultaneously.
- Adjustable wire stop and built-in wire cutter.
- 28-18 AWG (0.80-1.0 mm²) PVC blade included.
- See replacement blades in next section.

CAT. NO.	DESCRIPTION
----------	-------------

PA1115P	mini-stripax® plus
---------	--------------------

SPECIFICATIONS	
----------------	--

Weight	4.0 oz. (114 g)
--------	-----------------

Length	5.3" (135 mm)
--------	---------------

*Strips PVC only. Do not use on live circuits.

For Teflon, order blades separately see below in mini-stripax plus Replacement Blades Section.

mini-stripax® plus Replacement Blades



- Easy to install using quick pull pins in the mini-stripax jaw.
- Includes top and bottom blades, spring and wire stop.
- Specially formed stripping blades ensure no damage to the conductor.

CAT. NO.	DESCRIPTION:
----------	--------------

PA2108	AWG 28-18 (0.8-1.0 mm ²) PVC only - White
--------	---

PA2140	AWG 18 (0.8 mm ²) Teflon - Black
--------	--

PA2141	AWG 20 (0.5 mm ²) Teflon - Blue
--------	---

PA2142	AWG 24-22 (0.22-0.34 mm ²) Teflon - Green
--------	---

PA2143	AWG 28-26 (0.8-0.1 mm ²) Teflon - Red
--------	---

PA2144	AWG 32-30 (0.032-0.05 mm ²) Teflon - Yellow
--------	---

Adjustable Wire Stripper & Cutter

- Adjustable blades from 30-10 AWG (.05-6 mm²).
- Economical tool for multiple cables.

CAT. NO.	DESCRIPTION
----------	-------------

PA1161	Adjustable wire stripper & cutter
--------	-----------------------------------

SPECIFICATIONS	
----------------	--

Weight	3 oz. (86 g)
--------	--------------

Length	5" (127 mm)
--------	-------------

*Do not use on live circuits.



SurePunch® Pro Punchdown Tool



- Terminate cable in single punch - including 23 AWG Cat6.
- Detachable light with long-life LED specially designed to focus the light on the panel work area.
- Luminous intensity of the LED is 2200 mcd.
- Finger grips and non-slip rubber-embedded cushioned handle for comfort.
- Multi-use spudger that can be used as a screwdriver or an IDC contact insertion tool.
- Hook to feed wires through holes.
- Pick to separate bonded twisted-pair cables or to strip insulation and cut wire.
- Adjustable HI/LO spring compression for all cable types. LO= 27.5 lbs (122 N), HI= 37.5 lbs (167 N)
- Uses twist-and-lock style blades.
- Blade storage area in end of handle with comfortable latch cover.

CAT. NO.	DESCRIPTION
Tools with lights	
PA3590	SurePunch Pro PDT handle (no blade) and light
PA3584	SurePunch Pro PDT with Double 110 blade and light
PA3587	SurePunch Pro PDT with 110 & 66 reversible cut & punch/punch-only blades and light
PA3588	SurePunch Pro PDT with 1110/66 combination cut-only blade and light
PA3596	SurePunch Pro PDT with 110 reversible cut & punch/punch-only blade and light
PA3597	SurePunch Pro PDT with 66 reversible cut & punch/punch-only blade and light
PA3598	SurePunch Pro PDT with BIX™ cut-only (scissors type) blade and light
PA3599	SurePunch Pro PDT with Krone® LSA cut-only (scissors type) blade and light
Tools without lights	
PA3589	SurePunch Pro PDT handle (no blade)
PA3585	SurePunch Pro PDT with Double 110 blade
PA3586	SurePunch Pro PDT with 110 & 66 reversible cut & punch/punch-only blades
PA3591	SurePunch Pro PDT with 1110/66 combination cut-only blade
PA3592	SurePunch Pro PDT with 110 reversible cut & punch/punch-only blade
PA3593	SurePunch Pro PDT with 66 reversible cut & punch/punch-only blade
PA3594	SurePunch Pro PDT with BIX™ cut-only (scissors type) blade
PA3595	SurePunch Pro PDT with Krone® LSA cut-only (scissors type) blade
PA4599	SurePunch Pro PDT detachable light and batteries

Communications

USA

Tel: 800.435.0786
Fax: 800.451.2632

CANADA

Tel: 800.435.0786
Fax: 800.524.2653

INTERNATIONAL

Tel: +1.815.397.7070
Fax: +1.815.397.9247



SurePunch® Punchdown Tools



PA4591 PA4573 PA6514 PA4571 PA4574 PA4572 PA4575 PA6515

SPECIFICATIONS	TOOL ONLY	TOOL WITH BLADE
Weight	7 oz. (200 g)	8 oz. (242 g)
Overall Length	7" (196 mm)	8" (203 mm)

- Cushion grip, molded to the shape of your hand, for comfort and a sure, non-slip hold.
- Increased HI/LO impact force to meet demands of new cable types and AWG sizes: LO= 30 lbs (133 N), HI= 40 lbs (178 N).
- For 28-22 AWG (0.08 - 0.34 mm²), solid or stranded wire.
- Uses twist-and-lock style blades.
- Cushioned heel for comfort in the palm of your hand.
- New latch cover blade storage area in end of handle.
- Lanyard holes in end.

CAT. NO. DESCRIPTION

PA3570	SurePunch PDT handle (no blade)
PA3571	SurePunch PDT with 110/66 combination cut-only blade
PA3572	SurePunch PDT with 110 reversible cut & punch/punch-only blade
PA3573	SurePunch PDT with 66 reversible cut & punch/punch-only blade
PA3574	SurePunch PDT with BIX™ cut-only (scissors type) blade
PA3575	SurePunch PDT with Krone® :SA (scissors type) blade
PA3576	SurePunch PDT with Double - 110 blade
PA3579	SurePunch PDT with both 110 and 66 reversible cut & punch/punch-only blades
PA4571	SurePunch 110/66 combination cut-only blade
PA4572	SurePunch 110 reversible blade
PA4573	SurePunch 66 reversible blade
PA4574	SurePunch BIX™ cut-only blade
PA4575	SurePunch Krone® LSA cut-only blade
PA4591	SurePunch Double - 110 blade
PA6514	Telephone Unwrap Bit
PA6515	Telephone Wrap Bit

Impact Punchdown Tools



PA3528



PA4527 PA4528 PA4529 PA4530 PA4531

SPECIFICATIONS	TOOL ONLY	TOOL WITH BLADE
Weight	5 oz. (142 g)	6 oz. (170 g)
Overall Length	6.2" (158 mm)	7.2" (183 mm)

- For 28-24 AWG Solid or Stranded conductor.
- Standard impact compression design.
- Adjustable HI/LO settings for compression force.
- Impact force: HI= 35 lbs. (110 N), LO= 25 lbs. (155 N).
- Reversible clip-in blades (except BIX & Krone).
- Punches down with or without cut function (except BIX & Krone).
- Spare blade stores in handle of tool (except BIX & Krone).
- Impact handle and blades available separately.
- Leather holster available to attach to belt.

CAT. NO. DESCRIPTION

PA3526	Impact punchdown (tool handle only)
PA3527	Impact punchdown w/66 blade
PA3528	Impact punchdown w/110 blade
PA3535	Impact punchdown w/630 blade
PA3536	Impact punchdown w/BIX™-type blade
PA3532	Impact punchdown w/Krone™-type blade
PA4527	Replacement 66 blade
PA4528	Replacement 110 blade
PA4529	Replacement 630 blade
PA4530	Replacement BIX™-type blade
PA4531	Replacement Krone®-type blade
PA4535	Replacement Krone®-LSA plus blade

ProPunch™ 110 Multi-pair Punchdown




Terminates and cuts up to five pairs of data/voice cable at the same time! We designed it to perform over 30,000 cycle punches and to terminate most 23 AWG cable pairs in one punch! This tool delivers more than one and a half times the force of other multi-punchdown tools on the market today. The rugged “no-slip” handle fits comfortably in your hand with the handle end contoured to the heel of your hand.

- Fewer punches saves time.
- Smooth operation and rugged, comfortable handle absorbs punch recoil.
- Terminates 28-22 AWG (.08 - .34 mm²) solid or stranded wires with single insulation.
- Cut and punch blade cassette or switch blades for punch only.
- Designed to work with 23 AWG CAT 6 cable.

CAT. NO.	DESCRIPTION
PA3560	ProPunch 110 with 5-pair head
PA3561	ProPunch 110 with 4-pair head
PA4560	Replacement 5-pair head
PA4561	Replacement 4-pair head
PA4562	Replacement 5-pair blade cassette
PA4563	Replacement 4-pair blade cassette

SPECIFICATIONS	
Dimensions	10.3" L x 1.5" W x 2" D 261 mm L x 39 mm W x 52 mm D
Weight	15.5 oz. (400 g)

Pocket Probe Pick



Probe pick for pulling wire, slicing, stripping cable and cleaning debris off terminal panels. Small and lightweight—pen-sized with clip for carrying in pocket.

- Spudger tip.
- Wire hook.
- Wire stripper and slitting tooth.
- Non-conductive scraping tip.

CAT. NO.	DESCRIPTION
PA1915	Pocket probe pick

SPECIFICATIONS	
Weight	3 oz. (86 g)
Overall Length	6.5" (166 mm)

Untwist Tool



- Saves time by quickly and easily straightening and separating individual conductors.
- Designed with a flat tip to insert between pairs and round edge to pull cable through.
- Will not nick insulation or conductors.
- Handy tool can be attached to your key ring through the lanyard hole.

CAT. NO.	DESCRIPTION: HEAVY DUTY KEYSTONE TIP-
PA1923	Untwist Tool

SPECIFICATIONS	
Overall Length	3.6" (91.5 mm)
Weight	1.2 oz. (.34 g)

Communications

USA

Tel: 800.435.0786
Fax: 800.451.2632

CANADA

Tel: 800.435.0786
Fax: 800.524.2653

INTERNATIONAL

Tel: +1.815.397.7070
Fax: +1.815.397.9247



Can Wrench



- Strips PVC insulation.
- Strips outer jacket of AWG 22/4 and 24/4 telephone cable.
- Strips insulation of AWG 22 (.34 mm²) and AWG 24 (.20 mm²) wire.
- 3/8" (9.5 mm) and 7/16" (11 mm) hex sockets for accessing panels.
- Durable shock-resistant design.

CAT. NO.	DESCRIPTION: HEAVY DUTY KEYSTONE TIP-
----------	---------------------------------------

PA1900	Can Wrench
--------	------------

SPECIFICATIONS	
----------------	--

Overall Length	7.87" (200 mm)
----------------	----------------

Weight	5 oz.(140 g)
--------	--------------

Punchdown Stripper



- Self-regulating strip depth.
- Fast and easy to use.
- Great for CAT-5, CAT-5e, and CAT-6 data cable.
- Built-in 110 punchdown (punch only).

CAT. NO.	DESCRIPTION
----------	-------------

PA1913	Punchdown stripper
--------	--------------------

SPECIFICATIONS	
----------------	--

Weight	2 oz. (57 g)
--------	--------------

Length	4" (102 mm)
--------	-------------

Non-Impact Punchdown Tools with Fixed Blades



PA3580



PA3581



PA3582

- Non-impact, low-cost punchdown tools for 110, 66 & BIX.
- Works with 28-22 AWG (.08 - .5 mm²).
- Solid or stranded, single insulation wire.
- Comfortable rubber handle grip.
- Performs both cut and punch functions.
- Perfect for small jobs and the do-it-yourself installer.
- Fits in the palm of your hand.
- Typically lower in cost than replacement blades for punchdown tools.

CAT. NO.	DESCRIPTION
----------	-------------

PA3580	110 Punchdown Tool
--------	--------------------

PA3581	66 Punchdown Tool
--------	-------------------

PA3582	BIX™ Punchdown Tool
--------	---------------------

SPECIFICATIONS	
----------------	--

Weight	3 oz. (86 g)
--------	--------------

Length	4" (102 mm)
--------	-------------

Punchdown Tool



46023

- Inserts wire for a corrosion-resistant termination and trims off excess wire.
- Terminates 66, 110, BIX and Krone cross-connect and wall jacks.
- Spring-loaded for fast, low-effort wire seating and termination.
- Internal impact mechanism eliminates jamming for longer, trouble-free service life.
- Adjustable low- and high-impact force settings.
- Bayonet-style blade locking mechanism.
- Neoprene pad for shock absorption.
- Spare blade storage in the handle.
- Color-coded yellow on the cut side of tool.

CAT. NO.	UPC NO.	DESCRIPTION
46020	46020	Punchdown Tool Only
46021	46021	Punchdown Tool w/66 Blade
46023	46023	Punchdown Tool w/110 Blade

Replacement Blades for the Punchdown Tool



46022

46024

- Cut side labeled to eliminate costly punching errors.
- Made of high-carbon tool steel, heat-treated and precision-ground for long life.
- Reversible blades for seating/cut or seating only for jumper wires.
- Rust-resistant finish.

CAT. NO.	UPC NO.	DESCRIPTION
46022	46022	66 Style Blade
46024	46024	110 Style Blade
46025	46025	BIX Style Blade
46026	46026	Krone Style Blade



46010 Clip-On Twisted Pair Kit

Our Clip-On Twisted Pair Kit comes with all the tools necessary for terminating voice and data cable including a Punchdown Tool with 110 blade. See page 350 for details.

Communications

USA

Tel: 800.435.0786
Fax: 800.451.2632

CANADA

Tel: 800.435.0786
Fax: 800.524.2653

INTERNATIONAL

Tel: +1.815.397.7070
Fax: +1.815.397.9247



Telecom Splice Crimpers



PA1180



PA1178

- Side cutter for AWG 19-26 copper.
- Non-slip grips for precision control.
- Crimp capacity
 - UR: AWG 19-26
 - UY: AWG 22-26
 - UG: AWG 19-26

PA1180 only

- Stripping cavity for AWG 22 wire.
- Needle-nose with knurled surface for gripping, wrapping and looping.

CAT. NO.	DESCRIPTION
PA1180	4-in-1 Telecom Splice Crimper
PA1178	Telecom Splice Crimper

Telephone Ratchet Crimper



- Combination tool terminates 8-position, 6-position and 4-position (45575 only) modular style plugs.
- No need to change crimping dies.
- Full-cycle ratchet mechanism provides consistent, quality terminations every cycle.
- Straight action ensures uniform crimp.
- Small, compact design.
- Built-in wire cutter and stripper for flat cable.
- All-steel frame has rust-resistant, black oxide finish.

CAT. NO.	UPC NO.	DESCRIPTION
45553	45553	Telephone Ratchet Crimper
45575	45575	Telephone Ratchet Crimper



45553
Typically used for Modular Plug Connectors
(See page 264 & 265).



45469 Voice and Category 5 Data Termination Kit

This kit includes our Telephone Ratchet Crimper plus other tools and connectors necessary for installing a voice and data network. Everything is conveniently organized in a durable zipper case. See page 346 for details on our Voice and Category 5 Data Termination Kit.



45575
Typically used for Modular Plug Connectors
(See page 264 & 265). Our Telephone Ratchet Crimper was designed with a compact head to fit into tight spaces and ergonomic handles for operator comfort.

All-in-One UTP Snagless Crimper



- Cuts and strips round or flat cable.
- All metal construction.
- Dual-durometer grips for improved comfort and control.
- For standard and "snagless" RJ45 connectors.
- Also crimps RJ11/22 and RJ22 WE/SS style plugs.

CAT. NO.	DESCRIPTION
PA1561	All-in-One UTP Snagless Crimper

All-in-One Ultra Telephone Tools



PA901014

- 4 crimp functions with a single tool without changing dies.
- Crimps 4-position RJ22 handset.
- Crimps 4- and 6-position RJ11/RJ12 connectors.
- Crimps 8-position RJ45 (non-keyed).
- Embedded cable cutter and stripper.
- Crimps 28-24 AWG (.08 - .20 mm²) telephone and data cables
- Advanced ratchet system.
- Precision die-cast aluminum head.
- Crimps 6-position RJ11-DEC offset type connectors (P/N 901014).

CAT. NO.	DESCRIPTION
PA901014	All-in-One Ultra Telephone Tool AMP (Tyco)
PA901016	All-in-One Ultra Telephone Tool AMP (WE/SS)
PA2530	Replacement blade kit

SPECIFICATIONS	
Weight	19 oz. (525 g)
Length	8.07" (205 mm)

All-in-One Pro Telephone Tools



PA1530R

- Crimps 4-position RJ22 connectors.
- Crimps 4- and 6-position RJ11/RJ12 connectors.
- Crimps 8-position RJ45 (non-keyed) connectors.
- Embedded cable cutter and stripper.
- Crimps 28-24 AWG (.08 - .20 mm²) telephone and data cables.
- Comfortable rubber-embedded handles.
- Built-in safety ratchet release.

CAT. NO.	DESCRIPTION
PA1540	All-in-One Pro Telephone Tool AMP (Tyco)
PA1530R	All-in-One Pro Telephone Tool AMP (WE/SS)
PA2530	Replacement blade kit

SPECIFICATIONS	
Weight	19 oz. (525 g)
Length	8.07" (205 mm)



Modular Plug Connectors



RJ45



SNAGLESS



RJ11

RJ45

- RJ45 8-conductor modular plugs.
- 50 micron gold plating.
- Meets or exceeds EIA/TIA specifications.

RJ11

- RJ11 6-conductor modular plugs.
- For use with stranded wire.
- 50 micron gold plating.

WE/SS-STYLE 8P8C CONNECTORS

DESCRIPTION			
CONNECTOR TYPE	CABLE TYPE	QUANTITY	CAT. NO.
RJ45	Cat5e, Solid or Stranded Round, Flat or Oval	10/Pack	PA9546
		50/Pack	PA9655
		100/Pack	PA9549
RJ45	Cat3, Stranded, Round	10/Pack	PA9521

SNAGLESS CONNECTORS

DESCRIPTION			
CONNECTOR TYPE	CABLE TYPE	QUANTITY	CAT. NO.
RJ45	Solid or Stranded Round, Flat or Oval	10/Pack	PA9588
		40/Pack	PA9589










WE/SS-STYLE 6P6C CONNECTORS

DESCRIPTION			
CONNECTOR TYPE	CABLE TYPE	QUANTITY	CAT. NO.
RJ11	Solid or Stranded Round, Flat or Oval	10/Pack	PA9520
		50/Pack	PA9654

Modular Plugs

We offer modular plugs for a wide variety of installations – from simple tasks like connecting a telephone handset cord to the most demanding requirements of Category 5 wiring.

- Gold-plated contacts provide long life and reliable performance.
- Manufactured to comply with FCC 68 guidelines.

DESCRIPTION					RECOMMENDED TOOL					
					STRIPPER		CRIMPER		COMBO	
CONNECTOR TYPE	CABLE TYPE	QUANTITY	CAT. NO.	UPC NO.	CAT. NO.	UPC NO.	CAT. NO.	UPC NO.	CAT. NO.	UPC NO.
 Handset 4 Contact	Flat Cable Stranded Wire	25/Pack 50/Pack 100/Pack	45737 45750 45770	45737 45750 45770	45480	45480	45504 w/die 45566	45504 w/die 45566	45575	45575
 RJ11 6 Contact	Flat Cable Stranded Wire	25/Pack 50/Pack 100/Pack	45738 45751 45771	45738 45751 45771	45480	45480	45541	45541	45553 45575	45553 45575
 DEC MMJ 6 Contact	Flat Cable Stranded Wire	25/Pack	45739	45739	45480	45480	45504 w/die	45504 w/die		
 RJ45 8 Contact	Flat Cable Stranded Wire	25/Pack 50/Pack 100/Pack	45740 45753 45773	45740 45753 45773	45480	45480			45553 45575	45553 45575
 Handset 4 Contact	Round Cable Solid Wire	25/Pack 50/Pack 100/Pack	45742 45755 45775	45742 45755 45775	45579	45579	45504 w/die 45566	45504 w/die 45566	45575	45575
 RJ11 6 Contact	Round Cable Solid Wire	25/Pack 50/Pack 100/Pack	45743 45756 45776	45743 45756 45776	45579	45579	45541	45541	45553 45575	45553 45575
 DEC MMJ 6 Contact	Round Cable Solid Wire	25/Pack	45744	45744	45579	45579			45553 45575	45553 45575
 RJ45 8 Contact	Round Cable Solid Wire	25/Pack 50/Pack 100/Pack	45745 45758 45778	45745 45758 45778	45579	45579			45553 45575	45553 45575
 RJ45 Cat 5 8 Contact (2 Piece)	Round Cable Solid Wire	25/Pack 50/Pack 100/Pack	45747 45760 45780	45747 45760 45780	45579	45579			45553 45575	45553 45575



CrimpALL® 8000 Series Crimpers



- Ultra-smooth, fully ratcheting crimp cycle with built-in safety release.
- Interchangeable die sets of heat-treated steel for long life.
- Soft, rubber-embedded handles.
- Long-lasting tool that delivers over 50,000 crimp cycles.
- Rugged, double-plated jaw design to increase life span.
- Lifetime warranty on tool; one-year on die sets.
- Angled head to prevent awkward wrist bending during operation.
- Reduced handle grip distance makes it easy for both small and large hands.
- Higher crimp force produced with less hand force so hand doesn't tire as quickly.
- No breakover hand force – the effort required by most crimpers to make the last click at the end of the cycle to complete the crimp – the CrimpALL does the work.
- Manufactured using the newest fine blanking technologies.
- EZI-Change™ die screws make changing dies quick and easy – no screwdriver required.

CAT. NO.	DESCRIPTION
PA8000	CrimpALL® tool frame
PA2303	Replacement EZI-Change™ die screws (2)
PA2306	Replacement fixed die screws (2)

SPECIFICATIONS	CrimpALL® TOOL FRAME	DIE SET
Weight	21 oz. (600 g)	2 oz. (57 g)
Length	9.84" (250 mm)	

1300 Series Crimpers



- Fully-ratcheting cycle with built-in safety release.
- Interchangeable die sets of heat-treated steel for long life.
- Easy to use and maintain.
- Available as complete tool with die set inserted or separate tool frame and individual die sets.
- Foam-lined case available to hold frame and 6 die sets together.
- Lifetime warranty on tool; one-year on die sets.
- EZI-Change™ die screws make changing dies quick and easy – no screwdriver required.
- Most precise and tightest tolerances on die sets in the industry.
- Six ratchet gear settings for optimum crimp performance.

CAT. NO.	DESCRIPTION
PA1302	Crimp tool frame
PA2303	Replacement EZI-Change™ die screws (2)
PA2306	Replacement fixed die screws (2)
PA901013	1300 crimp case

SPECIFICATIONS	CrimpALL® TOOL FRAME	DIE SET
Weight	10.4 oz. (296 g)	2 oz. (57 g)
Length	8.9" (255 mm)	

CrimpALL® Interchangeable Die Sets for Coaxial Connectors

	DESCRIPTION		CAT. NO.	CAT. NO..	MANUFACTURERS OR REMARKS	
	CABLE TYPE	CONNECTION				CRIMP SIZES
	RG58, RG59, RG62AU	BNC/TNC and 3 Piece	0.256" (6.5mm), 0.213" (5.4mm), 0.068" (1.7mm) HEX	PA8001 PA1317	PA2034	Common 2-piece and 3-piece BNC/TNC
	RG174, RG59/62, mini-coaxial 75-ohm	HDTV SMA, True 75-ohm BNC/TNC, Mini-UHF	0.255" (6.5mm), 0.197" (5.0mm), 0.178" (4.5mm), 0.068" (1.7mm) HEX & 0.042" (1.0mm) SQ	PA8002 PA1366	PA2648	Common 2-piece and 3-piece BNC/TNC (Kings, ADC, Amphenol, etc.)
	RG59, RG6, Belden 8281, Belden 1694A	HDTV BNC/TNC/CATV "F" True 75-ohm	0.324" (8.2mm), 0.255" (6.5mm), 0.068" (1.7mm) HEX & 0.052" (1.3mm), 0.042" (1.0mm) SQ	PA8003 PA1367	PA2649	Common 2-piece and 3-piece BNC/TNC (Kings, ADC, Amphenol, etc.)
	RG6, Belden 1694, Belden 1694A	HDTV BNC/TNC True 75-ohm	0.278" (7.0mm), 0.275" (6.9mm), 0.068" (1.7mm) HEX & 0.042" (1.0mm) SQ	PA8004 PA1368	PA2657	Common 3-piece BNC/TNC (Kings & ADC HDTV)
	RG58, Mini-59, RG-174, small coaxial	SMA, SMB, Mini-59 BNC/TNC, Mini-UHF	0.128" (3.2mm), 0.213" (5.4mm), 0.197" (5.0mm), 0.178" (4.5mm), 0.068" (1.7mm) HEX & 0.042" (1.0mm) SQ	PA8005 PA1363	PA2653	Common 2-piece and 3-piece SMA/SMB/BNC/TNC & Mini-UHF
	RG58, RG174, AT&T 735, 50 and 75-ohm	Thinnet, BNC/TNC, Mini-UHF	0.213" (5.4mm), 0.178" (4.5mm) 0.068" (1.7mm) HEX & 0.042" (1.0mm) SQ	PA8006 PA1335	PA2046	50/75 ohm small 2-piece & 3-piece BNC/TNC (Kings, ADC, etc.)
	RG59, RG62, Belden 8281, 50 and 75-ohm	BNC/TNC and Mini-UHF	0.315" (8.0mm), 0.252" (6.4mm), 0.068" (1.7mm), HEX 0.042" (1.0mm) SQ	PA8007 PA1336	PA2047	75 ohm 2-piece & 3-piece BNC/TNC (Kings, ADC, Amphenol, etc.)
	RG174, RG179 and Small Cable Connection	BNC/TNC	0.178" (4.5mm), 0.128" (3.2mm), 0.068" (1.7mm) HEX	PA8008 PA1338	PA2051	Common 2-piece and 3-piece BNC/TNC/SMA/SMB
	RG58, RG59, RG62AU, RG6 Teflon/Plenum	BNC/TNC	0.325" (8.2mm), 0.215" (5.46mm), 0.065" (1.7mm) HEX	PA8009 PA1347	PA2075	2-piece and 3-piece BNC/TNC AIM/Cambridge
	RG6, RG58	BNC/TNC	0.320" (8.13mm), 0.210" (5.33mm), 0.185" (4.7mm) HEX	PA8010 PA1348	PA2076	2-piece BNC/TNC AIM/Cambridge, Kings, Amphenol
	Belden 1694A, Belden 1695A	BNC/TNC	0.315" (8.0mm), 0.68" (1.7mm) HEX	PA8011 PA1349	PA2082	Common 2-piece and 3-piece BNC/TNC
	RG6 and RG6 Quad, Belden 1694A	BNC and CATV "F" Type & HDTV	0.360" (9.1mm), 0.324" (8.2mm), 0.068" (1.7mm) HEX	PA8012 PA1356	PA2045	Common 2-piece and 3-piece BNC/TNC and CATV "F" 2-piece
	RG59, RG6 Video Cable	CATV "F" Type	0.346" (8.8mm) 0.319" (8.2mm), 0.256" (6.5mm) HEX	PA8013 PA1328	PA2042	Crimps Ferrules or Sleeves Only
	RG8, RG11, RG213	N-Type	0.429" (10.9mm), 0.100" (2.54mm), 0.080" (2.03mm) HEX	PA8014 PA1365	PA2656	Common 2-piece and 3-piece "N"-Type (Kings, ADC, Amphenol, etc.)
	RG8, RG11, RG213, RG216	N-Type, MS39012 Type	0.415" (10.5mm), 0.095" (2.4mm) HEX	PA8015 PA1319	PA2039	Crimps Pins and Ferrules
	RG8, RG213	BNC/TNC	0.402" (10.2mm), 0.094" (2.4mm), 0.079" (2.0mm) HEX	PA8016 PA1337	PA2050	Common 2-piece and 3-piece BNC/TNC
	Belden 1855A, 1865A, 1505A, 1505F, 1694A, 1694F, 179DT	HDV BNC/TNC True 75-ohm	0.178" (4.5mm), 0.255" (6.5mm), 0.278" (7.0mm), 0.068" (1.7mm), 0.041" (1.0) HEX	PA8049 PA1389	PA2699	Kings, ADC, B&L, Trompeter, Amphenol, Switchcraft

Communications

USA

Tel: 800.435.0786
Fax: 800.451.2632

CANADA

Tel: 800.435.0786
Fax: 800.524.2653

INTERNATIONAL













Tel: +1.815.397.7070
Fax: +1.815.397.9247

267

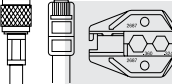


CrimpALL® Interchangeable Die Sets for Modular Plugs

Communications

	DESCRIPTION		CAT. NO.	CAT. NO..	MANUFACTURERS OR REMARKS	
	CABLE TYPE	CONNECTION				CRIMP SIZES
	 RJ45 - 8P8C (8 Pin)	Flat/Round, Solid/Stranded	RJ45 Unkeyed WE and SS	PA8030 PA1307	PA2061	Western Electric (WE)/ Stewart Connector (SS)
	 RJ11 & RJ12 - 6P6C, 6P4C, 6P2C	Flat/Round, Solid/Stranded	RJ11 & RJ12 Unkeyed WE and SS	PA8031 PA1340	PA2062	Western Electric (WE)/ Stewart Connector (SS)
	 RJ22 Handset - 4P4C (4 Pin)	Flat/Round, Solid/Stranded	4 Pin Handset WE and SS	PA8032	PA2063	Western Electric (WE)/ Stewart Connector (SS)
	 RJ45 - 8P8C (8 Pin)	Flat/Round, Solid/Stranded	RJ45 Unkeyed AMP	PA8033 PA1342	PA2064	AMP (Tyco) Inc. Connectors Only
	 RJ11 & RJ12 (6P6C, 6P4C, 6P2C)	Flat/Round, Solid/Stranded	RJ11 & RJ12 Unkeyed AMP	PA8034	PA2065	AMP (Tyco) Inc. Connectors Only
	 RJ11 DEC-MMJ OFFSET-6P6C	Flat/Round, Solid/Stranded	RJ11 DEC/MMJ OFFSET	PA8035 PA1344	PA2067	AMP (Tyco) Inc. Connectors Only
	 RJ50 - 10P10C (10 Pin)	Flat/Round, Solid/Stranded	RJ50 Unkeyed WE and SS	PA8036 PA1345	PA2068	Virginia Plastics (VP)
	 British Telecom 6 Pole Plug	Flat/Round, Solid/Stranded	BT 6 Pole		PA2032	British Telecom Plugs Only
	 RJ45, Stewart Connector Short Body	Rounded, Shielded (STP)	RJ45, STP Stewart Connector, Short Body		PA2670	Stewart Connector
	 RJ45, Hirose Connectors, Long Body	Rounded, Shielded (STP)	RJ45 STP Hirose Connector, Long Body	PA8041	PA2671	Hirose
	 RJ45, Hirose Connectors, Short Body	Rounded, Shielded (STP)	RJ45 STP Hirose Connectors, Short Body	PA8042	PA2672	Hirose
	 RJ45, Molex Connectors for 5.0 dia. Cable	5.0mm Dia. Round, Shielded (STP)	RJ45 STP Molex Connectors, 5.0mm dia. cable	PA1373	PA2673	Molex
	 RJ45, AMP/Molex Connectors for dia. Cable	6.0mm Dia. Round, Shielded (STP)	RJ45 STP AMP & Molex, 6.0mm dia. cable	PA8044	PA2674	AMP (Tyco) Inc. & Molex

CrimpALL® Interchangeable Die Sets for Specialty Crimpers

	DESCRIPTION		CAT. NO.	CAT. NO..	MANUFACTURERS OR REMARKS	
	CABLE TYPE	CONNECTION				CRIMP SIZES
	RJ45 WE/SS & RG6/RG6 Quad CATV "F"	UTP 4-Pair & RG6/RG6 Quad	RJ45 WE/SS 8-pin & 0.360" (9.1mm) HEX/0.324" (8.2mm) HEX	PA8045 PA1387	PA2687	For standard RJ45 WE/ SS Modular Plugs & 1-piece RG6/RG6 Quad CATV "F" conns.

INTERNATIONAL

Tel: +1.815.397.7070
Fax: +1.815.397.9247





CANADA

Tel: 800.435.0786
Fax: 800.524.2853



USA

Tel: 800.435.0786
Fax: 800.451.2632





CrimpALL® Interchangeable Die Sets for Insulated Terminal Crimpers

DESCRIPTION		CAT. NO.	CAT. NO..			
CABLE TYPE	CONNECTION	CRIMP SIZES	TOOL WITH DIE	DIE ONLY	MANUFACTURERS OR REMARKS	
	 Insulated Terminals and Lugs	Solid or Stranded Wire, 22-10 AWG (.34 - 6 mm ²)	12-10 (Yellow), 16-14 (Blue), 22-18 (Red), (6-4 / 2.5 - 1.5 / .34 - .75 mm ²)	PA8021 PA1305	PA2035	For Large Professional Terminals (Panduit, T & B, etc.)
	 Insulated Terminals and Lugs	Solid or Stranded Wire, 22-12 AWG (.34 - 4 mm ²)	12-10 (Yellow), 16-14 (Blue), 22-18 (Red), (4/1.5 - 2.5 / .34 - .75 mm ²)	PA8022 PA1308	PA2040	For Standard Commercial Terminals (Hardware Store Brands)
	 Insulated Terminals and Lugs	Solid or Stranded Wire, 26-14 AWG (.10 - 2.5 mm ²)	16-14 (Blue), 22-18 (Red), 22-26 (Yellow) (1.5 - 2.5 / .34 - .75 / .34 - .10 mm ²)	PA8023 PA1334	PA2029	For Smaller Wire Barrel Terminals



CrimpALL® Interchangeable Die Sets for Non-Insulated Terminal Crimpers

DESCRIPTION		CAT. NO.	CAT. NO..			
CABLE TYPE	CONNECTION	CRIMP SIZES	TOOL WITH DIE	DIE ONLY	MANUFACTURERS OR REMARKS	
	 Non-Insulated Terminals and Lugs	Solid or Stranded Wire, 22-8 AWG (.34 - .10 mm ²)	10-8 / 14-12 / 18-16 / 22-20 (6 - 10 / 2.5 - 4 / .75 - 1.5 / .34 - .50 mm ²)	PA8024 PA1322	PA2031	For Standard Commercial Terminals

CrimpALL® Interchangeable Die Sets for Open Barrel, Box and Terminal Systems

DESCRIPTION		CAT. NO.	CAT. NO..			
CABLE TYPE	CONNECTION	CRIMP SIZES	TOOL WITH DIE	DIE ONLY	MANUFACTURERS OR REMARKS	
	 Open Barrel Non-Insulated Terminals, Narrow Lugs and Power Contacts	Solid or Stranded Wire, 22-10 AWG (.34 - 6 mm ²), F Type*	22-18 / 16-14 / 12-10 (.34 - .75 / 1.5 - 2.5 / 4-6 mm ²)	PA8026 PA1306	PA2033	For Standard Commercial Terminals
	 Open Barrel Non-Insulated Terminals, Wide Lugs and Power Contacts	Solid or Stranded Wire, 22-14 AWG (.34 - 2.5 mm ²), F Type*	16-14 / 22-18 (1.5 - 2.5 / .34 - .75 mm ²)	PA8027	PA2096	For Standard Commercial Terminals
	 Open Barrel D-Sub Contact Pins RS-232	Solid or Stranded Wire, 28-20 AWG (.08 - .50 mm ²), F Type*	28-24 / 22-20 (.08 - .2 / .34 - .5 mm ²)	PA8029 PA1359	PA2097	For Standard D-sub Pins Only; not for HD D-sub

CrimpALL® Interchangeable Die Sets for Wire Ferrules

DESCRIPTION		CAT. NO.	CAT. NO..			
CABLE TYPE	CONNECTION	CRIMP SIZES	TOOL WITH DIE	DIE ONLY	MANUFACTURERS OR REMARKS	
	 Insulated & Non-Insulated Wire Ferrules	Solid or Stranded Wire, 22-10 AWG (.34 - 6 mm ²)	22-20 / 18-16 / 14-12 / 10 (.34 - .55 / .75 - 1.5 / 2.5 - 4 / 6 mm ²)	PA8025 PA1360	PA2095	For DIN or US Type Wire Ferrules

Communications

USA

Tel: 800.435.0786
Fax: 800.451.2632

CANADA

Tel: 800.435.0786
Fax: 800.524.2653

INTERNATIONAL

Tel: +1.815.397.7070
Fax: +1.815.397.9247



1600 Series Crimpers



- Precision-calibrated crimp profiles.
- Finest-quality tool steel.
- Long-lasting tool that delivers over 75,000 crimp cycles.
- Ultra-smooth, advanced ratcheting system with built-in safety release.
- Rugged, double-plated jaw design for increased life span.
- Smallest grip hand tool on the market with the longest life span available.
- Lowest hand-force of the long-life crimp tools on the market without compromising superior crimp force.
- True ergonomic rubber handles that are soft and won't quickly wear out or break.
- No breakover hand force – the effort required by most crimpers to make the last click at the end of the cycle to complete the crimp – the tool does the work.
- Interchangeable die sets.
- Fiber optic die sets manufactured using secondary precision 3-D CNC grinding process to ensure +/- .002 tolerances for crimping profiles.

CAT. NO.	DESCRIPTION
PA1600	Crimp tool frame
PA2307	Thumb screws (1 set)

SPECIFICATIONS

Weight	19 oz. (538 g)
Length	8" (203.2 mm)

Communications

1600 Series Interchangeable Die Sets for Coaxial Connectors

	DESCRIPTION			CAT. NO.	CAT. NO..	
	CABLE TYPE	CONNECTION	CRIMP SIZES	TOOL WITH DIE	DIE ONLY	MANUFACTURERS OR REMARKS
	Belden 8281 & 7505	BNC/TNC and 3 Piece HDTV	0.324" (8.2mm), 0.068" (1.7mm) HEX & 0.042" (1.0mm) SQ		PA2660	Kings, ADC, Amphenol HDTV
	RG59, Belden 1505A, Belden 8241	BNC/TNC and 3 Piece HDTV	0.255" (6.5mm), 0.068" (1.7mm) HEX & 0.042" (1.0mm) SQ	PA1611	PA2661	Kings, ADC, Trompeter, Amphenol HDTV
	RG6, Belden 1694A, Belden 1855A	BNC/TNC and 3 Piece HDTV	0.275" (6.9mm), 0.178" (4.5mm) HEX & 0.042" (1.0mm) SQ	PA1612	PA2662	Kings HDTV
	Belden 1694A, NT735, Belden 8218	BNC/TNC and 3 Piece HDTV	0.278" (7.0mm), 0.197" (5.0mm) HEX & 0.042" (1.0mm) SQ		PA2663	ADC HDTV
	RG174/RG179/RG188 and Small Cable Connectors	BNC/TNC	0.178" (4.5mm), 0.068" (1.7mm) HEX & 0.042" (1.0mm) SQ	PA1616	PA2003	Crimps Pins, Ferrules & Sleeve
	RG58, RG59, RG62AU	BNC/TNC	0.255" (6.5mm), 0.213" (5.4mm), 0.068" (1.7mm) HEX	PA1617	PA2005	Crimps Pins, Ferrules & Sleeve
	RG59, RG62AU, Belden 8281/8241	BNC/TNC	0.324" (8.2mm), 0.255" (6.5mm), 0.068" (1.7mm) HEX		PA2019	Crimps Pins, Ferrules & Sleeve
	Belden 1855A, 1865A, 1505A, 1505F, 1694A, 1694F, 179DT	BNC/TNC and 3 Piece HDTV	0.255" (6.5mm), 0.278" (7.0mm), 0.178" (4.5mm), 0.041" (1.0mm) HEX	PA1669	PA2683	Kings, ADC, B&L, Trompeter, Amphenol, Switchcraft

INTERNATIONAL

Tel: +1.815.397.7070
Fax: +1.815.397.9247


CANADA

Tel: 800.435.0786
Fax: 800.524.2853


USA

Tel: 800.435.0786
Fax: 800.451.2632


1600 Series Interchangeable Die Sets for Insulated Terminal Crimpers

	DESCRIPTION			CAT. NO.	CAT. NO..	MANUFACTURERS OR REMARKS
	CABLE TYPE	CONNECTION	CRIMP SIZES	TOOL WITH DIE	DIE ONLY	
	Insulated Terminals and Lugs	Solid or Stranded Wire, 22-14 AWG (.34 - 2.5 mm ²)	16-14 (Blue), 22-18 (Red) Terminal Elliptical (1.5 - 2.5 / .34 - .75 mm ²)	PA1605*	N/A	For Standard Commercial Terminals


1600 Series Interchangeable Die Sets for Non-Insulated Terminal Crimpers

	DESCRIPTION			CAT. NO.	CAT. NO..	MANUFACTURERS OR REMARKS
	CABLE TYPE	CONNECTION	CRIMP SIZES	TOOL WITH DIE	DIE ONLY	
	Non-Insulated Terminals and Lugs	Solid or Stranded Wire, 20-10 AWG (.5 - 6 mm ²)	12-10 / 16-14 / 20-18 Indent (4 - 6 / 1.5 - 2.5 / .5 - .75 mm ²)	PA1618*	N/A	For Standard Commercial Terminals

1600 Series Interchangeable Die Sets for Open Barrel and Terminal Systems

	DESCRIPTION			CAT. NO.	CAT. NO..	MANUFACTURERS OR REMARKS
	CABLE TYPE	CONNECTION	CRIMP SIZES	TOOL WITH DIE	DIE ONLY	
	Open Barrel Contact Pins	Solid or Stranded Wire, 24-14 AWG (.20 - 2.5 mm ²)	24-22 / 18-14 F-Type (.20 - .34 / .75 - 2.5 mm ²)	PA1631*	N/A	Molex/Waldom/Leoco Type Conn.
	Open Barrel Contact Pins	Solid or Stranded Wire, 30-18 AWG (.05 - .75 mm ²)	30-24 / 22-18 F-Type (.05 - .20 / .34 - .75 mm ²)	PA1645*	N/A	Molex/Waldom/Leoco Type Conn.
	Open Barrel D-Submissions	Solid or Stranded Wire, 28-20 AWG (.08 - .5 mm ²)	28-24 / 22-20 F-Type (.08 - .2 / .34 - .5 mm ²)	PA1646*	N/A	Standard D-sub Contacts
	Open Barrel EDAC Contacts	Solid or Stranded Wire, 28-18 AWG (.08 - .75 mm ²)	28-24 / 22-18 (.08 - .2 / .34 - .75 mm ²)	PA1670	N/A	EDAC/ELCO Rack & Panel Contacts

1600 Series Interchangeable Die Sets for Wire Ferrules

	DESCRIPTION			CAT. NO.	CAT. NO..	MANUFACTURERS OR REMARKS
	CABLE TYPE	CONNECTION	CRIMP SIZES	TOOL WITH DIE	DIE ONLY	
	Insulated & Non-Insulated Wire Ferrules	Solid or Stranded Wire, 20-10 AWG (.5 - 6 mm ²)	20-10 Trapezoid (.50 - 6 mm ²)	PA1647	PA2681	For DIN or US Type Wire Ferrules
	Insulated & Non-Insulated Wire Ferrules	Solid or Stranded Wire, 20-12 AWG (.5 - 4 mm ²)	20-12 Trapezoid (.50 - 4 mm ²)	PA1648*	N/A	For DIN or US Type Wire Ferrules

*The die sets for these tools are NOT removable or interchangeable. Removal of the die sets will void the warranty and cause the tool to lose calibration.



Gator[®] Terminal Crimping Tool

NEW



- Intelligent Crimping System Technology includes a pressure sensor that monitors the crimping force of each crimp and provides the operator a visual and audible alert if the force is below specifications.
- State of the art 18V lithium ion (Li-ion) battery provides 70% more cycles per charge and faster cycle times.
- LED light provides the operator with the battery charge and tool maintenance status.
- In line tool style is light weight and very easy to control
- One trigger controls all tool functions.
- Crimping head rotates 350°
- Tools automatically retract when the crimping or cutting cycle is complete
- Overmolded tacky grip areas make gripping the tool easier and more comfortable.
- LED work light illuminates dark work areas.
- Greenlee battery-powered crimping tools now use bio-degradable oil.
- Smart chargers control the charging current, charging voltage and battery temperature to maximize battery life
- Uses all Kwik Cycle 9 crimping dies.
- Available with 120V, 12V or 230V battery charger or with 120V or 230V corded adapter in place of batteries and charger

SPECIFICATIONS

Capacity	Uses Kwik Cycle 9 Die Sets
Length	12-3/4" (324 mm)
Weight	3-1/2 lb. (1.6 kg)
Battery	18V 1.5 Ah Li-ion
Crimping Force	2,900 lb. (13kN)
Width	2-7/8" (73 mm)
Crimp Cycle Time	~2 seconds
Battery Charge Time	30 minutes
Est. Cycles per Charge	400

CAT. NO. UPC NO. DESCRIPTION

EK210L11	52079	1.5-Ton Battery-Powered Crimping Tool w/120 volt charger
EK210L12	52080	1.5-Ton Battery-Powered Crimping Tool w/12 volt charger
EK210L22	52081	1.5-Ton Battery-Powered Crimping Tool w/230 volt charger
EK210L120	52082	1.5-Ton Crimping Tool w/120V AC Adapter
EK210L230	52083	1.5-Ton Crimping Tool w/230V AC Adapter
52177	52177	18V 1.5 Ah Li-ion
25752	25752	Carrying Case
52178	52178	120V Charger
52179	52179	12V Charger
52180	52180	230V Charger

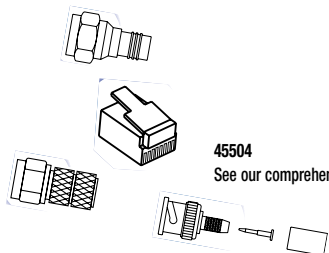
Kwik Cycle[®] 9" Crimp Frame



- Used to manually crimp a wide variety of connectors and terminals to factory specifications.
- Frame features a precision full-cycle ratchet for accurate, repeatable crimps every cycle.
- Crimp release lever improves throughput by eliminating rejected terminations due to improper connector positioning.
- Frame features a tension adjustment preset at the factory for optimum performance.
- High-leverage force and ergonomically-designed handle provides comfortable use.
- Frame and dies are manufactured from heat-treated, hardened tool steel for superior function and long life.
- All die sets are easily interchangeable with a simple screwdriver.

CAT. NO. UPC NO. DESCRIPTION

45504	45504	Kwik Cycle 9" Crimp Frame
-------	-------	---------------------------



45504

See our comprehensive line of connectors on pages 249-252.

Kwik Cycle® 9" Interchangeable Die Sets for Coaxial Connectors

	DESCRIPTION			CRIMP PROFILE & DIMENSIONS						CAT. NO.	UPC NO.	CAT. NO.	UPC NO.
				BRAID CRIMP				CENTER CONTACT					
	CABLE TYPE	CONNECTION											
	RG58/59/ RG59TFE/66	BNC/TNC Cambridge/ AIM, 2-piece										45562	45562
	Belden 1694A	BNC/TNC										45563	45563
	RG22B/U Twinax & others	Twinax										45574	45574
	RG58/174/8218	BNC/TNC 50 and 75 OHM										46826	46826
	RG6/59 & 8281	BNC/TNC & F, 50 and 75 OHM. Also 1695, 1505, 9259 and 9231								45545	45545	46830	46830
	RG58/59/62AU	BNC/TNC								46800	46800	46824	46824
	RG59, RG6	CATV F								46801	46801	46808	46808
	RG58, RG59 Plenum & Non-Plenum Thinwire	BNC/TNC 50/75 OHM										45556	45556
	RG6, RG174, 8281, AT&T 728	BNC/TNC/F								45582	45582	45557	45557
	RG58/141/142/58 Teflon/ 58 Thinney/RG59	BNC/TNC/F										45558	45558
	RG58/59/62 Teflon	BNC/TNC from Cambridge/AIM										45559	45559

Communications

USA

Tel: 800.435.0786
Fax: 800.451.2632


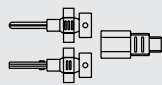
CANADA

Tel: 800.435.0786
Fax: 800.524.2653




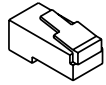






INTERNATIONAL

Tel: +1.815.397.7070
Fax: +1.815.397.9247

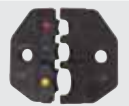
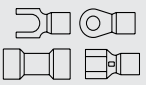

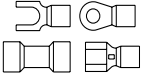

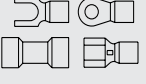

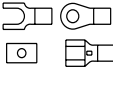
Kwik Cycle® 9" Interchangeable Die Sets for Open Barrel Contacts System

DESCRIPTION		CAT. NO.	UPC NO.	CAT. NO.	UPC NO.
CONNECTION	FEATURES	TOOL WITH DIE		DIE ONLY	
 22-10 AWG (0.3 TO 6 MM ²) 	Open barrel, non-insulated terminals, ring tongue, spade and slide-on style			45508	45508

Kwik Cycle® 9" Interchangeable Die Sets for Modular Plugs

DESCRIPTION		CAT. NO.	UPC NO.	CAT. NO.	UPC NO.
CONNECTION	FEATURES	TOOL WITH DIE		DIE ONLY	
 RJ11 2-, 4- and 6-position 	Western Electric and Stewart style connectors			46116	46116
 RJ45 8-position 	AMP modular plug connectors	45540	45540	46117	46117
 RJ11 4- and 6-position 	AMP modular plug connectors	45541	45541	46118	46118
 RJ45 10-position 	Modular plug connectors			45571	45571
 Hand set plug 4-position 				45566	45566

Kwik Cycle® 9" Interchangeable Die Sets for Insulated and Non-Insulated Terminals

DESCRIPTION		CAT. NO.	UPC NO.	CAT. NO.	UPC NO.
CONNECTION	FEATURES	TOOL WITH DIE		DIE ONLY	
 22-10 AWG 	Color coded nests for easy identification Standard insulated terminals, ring tongue, spade lug, slide on and butt splices	45500	45500	45509	45509
 22-10 AWG 	Color coded nests for easy identification For fully insulated slide-on style connectors AMP Ultrafast™ style	45501	45501	45570	45570
 26-16 AWG 	For mini insulated terminals with smaller wire barrels. Ring tongue, spade, slide on and butt splices			45565	45565
 22-8 AWG 	For non-insulated terminals and splices	45505	45505	45507	45507

Communications

INTERNATIONAL

Tel: +1.815.397.7070
Fax: +1.815.397.9247

CANADA

Tel: 800.435.0786
Fax: 800.524.2853

USA

Tel: 800.435.0786
Fax: 800.451.2632

Heat Gun



- Electronic variable heat control ranging from 250-1100° F (120-590° C).
- Two speeds: high & low.
- Double insulation safeguards injury from possible electrical failure inside gun.
- Comfortable, lightweight design reduces operator fatigue.
- Three nozzles included: window nozzle, deflection nozzle and .47" (12 mm) focusing nozzle.
- UL listed.

CAT. NO.	DESCRIPTION
----------	-------------

PA1873	Heat gun
--------	----------

SPECIFICATIONS	
----------------	--

Weight	2 lbs. (0.9 Kg)
Power reqs.	120VAC 60 Hz
Current draw	7.5 amps max.
Power cons.	1200 watts max.

Desoldering Tools



- Removes solder with simple push-button operation.
- Standard (regular & anti-static) replacement tips available.
- Repair kits come complete with replacement spring and suction rods.
- Durable metal frame.

CAT. NO.	DESCRIPTION: DESOLDERING TOOLS
----------	--------------------------------

PA1700	Desoldering tool (standard)
PA2712	R Standard replacement tip

Cable Tie Gun



- For use with plastic cable ties up to 0.25" (6.35 mm) in width.
- Neatly fastens and cuts in one action.
- Adjustable tension for changing cable bundle pressure.
- Automatic cable tie cut off.

CAT. NO.	DESCRIPTION
----------	-------------

PA1828-1	Cable tie gun
----------	---------------

Note: Leaves 1 mm tab of lock after cut is made.

Kwik Cycle® Cable Tie Guns



- Tension adjustment allows the user to adapt the tool to the size of the tie.
- Automatic cut-off eliminates sharp edges on ties.

CAT. NO.	UPC NO.	DESCRIPTION
----------	---------	-------------

45306	45306	Standard Cable Tie Gun
45300	45300	Heavy-Duty Cable Tie Gun



FIBER OPTIC TOOLS

ProGrip 5-in-1 Fiber Optic Stripper



- Precision ground stripping cavities for:
 - 2.0 - 2.4 mm outer jacket
 - 2.0 - 3.0 mm loose tube
 - 2.8 - 3.0 mm outer jacket
 - 900 µm buffer insulation
 - 900/125 µm and 250/125 µm buffer/acrylate
- Factory calibrated.
- Dual-durometer grips for improved comfort and control

CAT. NO.	DESCRIPTION
PA1171	ProGrip 5-in-1 Fiber Optic Stripper

ProGrip 3-in-1 Fiber Optic Stripper



- Precision ground stripping cavities for:
 - 2.0 mm outer jacket
 - 900 µm buffer insulation
 - 250 µm buffer/acrylate
- Factory calibrated.

CAT. NO.	DESCRIPTION
PA1177	ProGrip 3-in-1 Fiber Optic Stripper

Fiber Optic Buffer Stripper



- Easily removes the buffer from both 250 and 900 micron cables.
- Preset at the factory – no adjustments required.
- Cushioned-grip ergonomic handles for comfortable use.
- Will not scratch or nick glass or fiber.
- 1.0 mm diameter stripping hole strips most fiber jackets.
- Made in the USA.

CAT. NO.	UPC NO.	DESCRIPTION
45589	45589	Fiber Optic Buffer Stripper

Pro-Plus Wire Stripper



- Strips the outer jacket off fiber optic cable.
- Extra-long, curved and cushioned handles add comfort and reduce hand fatigue.
- Lock tab protects cutting edges during storage.
- Made in the USA.

CAT. NO.	UPC NO.	DESCRIPTION
1955	06857	Pro-Plus Wire Stripper, 10-18 AWG

Economy Kevlar® Cutter



- Cut protective Kevlar strands in fiber optic cable.
- Hard-chromed serrated edges to easily cut through Kevlar.
- Comfortable handles with large finger openings.

CAT. NO.	DESCRIPTION
----------	-------------

PA1511	Economy Kevlar Cutter
--------	-----------------------

Kevlar is a registered trademark of E.I. DuPont, Inc.

SPECIFICATIONS	
----------------	--

Weight	2 oz. (57 g)
Length	7.75" (197 mm)

Economy Fiber Optic Stripper



- Pre-calibrated and factory set to ensure precision.
- Bright orange rubber dipped handles.
- Lock closure for safety and transport.
- Tool is for stripping 2.0-3.0 mm Fiber Optic cable, micron-cladded core.

CAT. NO.	DESCRIPTION
----------	-------------

PA1162	Economy Fiber Optic Stripper
--------	------------------------------

SPECIFICATIONS	
----------------	--

Weight	3 oz. (86 g)
Length	5" (127 mm)

Pocket Cable Stripper



- Specifically designed for stripping power and telecommunications cables from 3/4" to 1-1/2" in diameter (19 mm to 40 mm).
- Strips solid conductor, stranded conductor and multiple conductor cables.
- Easy blade depth adjustment.
- Blade rotates for circular, longitudinal and spiral cuts.

CAT. NO.	UPC NO.	DESCRIPTION
----------	---------	-------------

1903	12679	Pocket Cable Stripper
07915	07915	R Cutting Blade (Pack of 2)

Communications

USA

Tel: 800.435.0786
Fax: 800.451.2632

CANADA

Tel: 800.435.0786
Fax: 800.524.2853

INTERNATIONAL

Tel: +1.815.397.7070
Fax: +1.815.397.9247



Fiber Optic Scribe



- Pen-type scribe with screw-in non-reversible carbide tip.
- Wedge shaped tip.
- Pocket-clip.
- Stainless steel barrel.

CAT. NO.	DESCRIPTION
PA1922-1	Fiber Optic Scribe

SPECIFICATIONS

Weight	2 oz. (57 g)
Length	5.25" (197 mm)

Fiber Optic Polishing Pucks



- Manufactured from aluminum with tungsten coating.
- Cleaner than conventional plastic pucks because less debris left behind.
- Double the lifetime of conventional plastic pucks.

CAT. NO.	DESCRIPTION
PA1920-1	SC, ST, FC Polishing Puck
PA1926-1	LC Polishing Puck

SPECIFICATIONS

Weight	2 oz. (57 g)
Length	7.75" (197 mm)

Fiber Optic Co-Polymer Polishing Puck



- Used for standard ST, SC and FC connectors with 2.5 mm ferrules.

CAT. NO.	UPC NO.	DESCRIPTION
45598	45598	Fiber Optic Co-Polymer Polishing Puck

Fiber Optic Stainless Steel Polishing Puck



- Used for standard ST, SC and FC connectors with 2.5 mm ferrules.
- Made of stainless steel to last for years of termination.
- Precision hole prevents even the slightest misalignment.
- Grooves in the puck's surface eliminate "sticking" during wet polishes.

CAT. NO.	UPC NO.	DESCRIPTION
45599	45599	Fiber Optic Stainless Steel Polishing Puck

Fiber Optic Polishing Pad



- Resilient pad is perfect for PC (physical contact) pre-radiused ferrules.
- 3" x 8" (7.6 x 203.2 mm)
- 70 durometer.

CAT. NO.	UPC NO.	DESCRIPTION
45612	45612	Fiber Optic Polishing Pad



Fiber Optic Inspection Microscope



- High-powered microscope is used to check a connector's endface for excess epoxy, core or cladding chips or other irregularities that degrade optical performance of the connector.
- Laser safety filter protects eyesight.
- Rubber eyecup for comfortable use.
- Rugged aluminum housing.
- 200X magnification.
- Universal adapter works with ST, SC or FC connectors.
- Includes padded nylon carrying case.

CAT. NO.	UPC NO.	DESCRIPTION
45651	45651	Fiber Optic Inspection Microscope


Connector Cleaning Systems



- Special lint-free fabric-on-a-reel quickly cleans ferrule endfaces of dust, oil and other contaminants.
- Cleaning system is completely self-contained.
- No need for alcohol.
- A single cleaning reel can be used for over 400 ferrule cleanings.
- ReelCleaner™ can be used on all connector types including MTP and MT-RJ.

CAT. NO.	UPC NO.	DESCRIPTION
948	60692	ReelCleaner™ Connector Cleaning System
948/2	10792	Ⓢ Reel Set, 2/Package
945/ESD/1	24053	Ⓢ Reel Set, 1/Package

Adapter Cleaning Wands



- Specially-created, lint-free materials clean hard-to-reach fiber optic interfaces, bulkhead adapters and ferrule alignment sleeves.

CAT. NO.	UPC NO.	DESCRIPTION
946	60571	2.5 mm Cleaning Wands, 10/Package
946K	60689	2.5 mm Cleaning Wands, 200/Box
947	60690	1.25 mm Cleaning Wands, 10/Package
947K	60691	1.25 mm Cleaning Wands, 200/Box

Fiber Optic Consumables Kit



- Contains the most commonly used consumables for epoxy and polish fiber optic terminations.

CAT. NO.	UPC NO.	DESCRIPTION
45656	45656	Fiber Optic Consumables Kit

WIRE & CABLE IDENTIFICATION

Classic 77 Series Tone Generators

FEATURES / SPECIFICATIONS	77HP-G	77HP-G/6A	77M-G
Selectable Warble Tone	✓	✓	✓
Continuity Testing	LED & Beeper	LED & Beeper	LED
Polarity Testing	✓	✓	✓
Talk Battery Supply	✓	✓	✓
Two-line Modular Test Lead (RJ-11)	✓	✓	✓
Three-color LED (identifies AC ring voltage)	✓	✓	✓
Weather-Resistant Design	✓	✓	✓
Bent Nose Clips with Bed-of-Nails Penetrator	✓	✓	✓
RJ11 & RJ45 socket	✓	✓	✓
Lanyard	✓	✓	✓
Battery Operated (9V not included)	✓	✓	✓



77HP-G



77HP-G/6A



77M-G

Classic 77 Series Tone Generators



77HP-G

Permits technicians to identify the conductor within a bundle, at a cross-connect point or at the remote end. Can be used on twisted pair wiring (telecom, datacom, etc.), single conductors, coaxial cables, de-energized AC wiring and most other wiring.

CAT. NO.	UPC NO.	DESCRIPTION
77HP-G	49991	77H-GP Tone Generator
77HP-G/6A	49992	77HP-G/6A Tone Generator (ABN clips)
77M-G	49993	77M-G Tone Generator (basic)

Note: Not for use on energized AC wiring

CAT. NO.	UPC NO.	DESCRIPTION
77CS	08686	Leather Belt Holster for Classic 77 Series Tone Generators



77CS

Replacement Piercing Clips



- These traditional telco-style clips can be used with almost any style cordsets.
- Clips feature bent nose design for use on 66 style punchdown blocks and bed-of-nails penetrator for use on insulated wires.
- Package of two clips with red and black boots.

CAT. NO.	UPC NO.	DESCRIPTION
RPC	08710 R	Piercing Clips



Professional GX Series Tone Generators



77GX

- Microprocessor controlled circuitry for increased reliability.
- Two-line polarity indication for fast outlet identification.
- Automatic shutoff to prevent battery drain.
- Snag-proof boot prevents broken plug tabs.
- Convenient wrist/hanging lanyard.
- Three distinct, selectable tone signal outputs for multiple line identification.
- Two selectable tone power outputs for use on open and shorted pairs.
- Independent continuity test function.
- Independent talk battery supply with higher output voltage.
- Fixed alligator clips and removable modular plug for multiple connection options.
- 77GX2 includes premium telco-style bent nose clips with piercing pin and bed-of-nails connectors.

CAT. NO.	UPC NO.	DESCRIPTION
77GX	60556	77GX Tone Generator
77GX2	60560	77GX2 Tone Generator

Note: Not for use on energized AC wiring

AdapToner Modular Breakout Tone Generator



- The AT8 Tone Generator makes it simple to test continuity, polarity, send tone and even supply talk battery to any configuration of pairs in 8-position modular jacks and plugs.
- Combines the features of our tone generators and a modular breakout adapter.
- In-line testing is made simple with both a modular plug and jack on each unit.
- 8-position "snag-proof" modular plug.
- 8-position jack with protective cover.
- Quick reference guide with common wiring configurations.
- Selectable solid/warble tone signal.
- Tone, continuity and talk battery supply using alligator clips.
- Weather-resistant design.
- Battery operated (9V not included).

CAT. NO.	UPC NO.	DESCRIPTION
AT8	08693	AdapToner Modular Breakout Tone Generator

Note: Not for use on energized AC wiring

LAN Toner with HUB Blink and Detect



- The LAN Toner is designed for the network installation and maintenance professional and can be used on any wiring system including datacom, telecom, security/alarm, audio and CATV.
- Blinks HUB, Switch Port, and PC activity lights for fast identification.
- Detect LAN hubs & switches.
- Provides tone signaling, continuity testing and telephone line polarity indication combined with a modular breakout adapter.
- Selectable tone outputs for identifying multiple cable runs.
- Includes multiple connection options.

CAT. NO.	UPC NO.	DESCRIPTION
----------	---------	-------------

AT8L	60583	LAN Toner
------	-------	-----------

Note: Not for use on energized AC wiring

Tone Test Set



- Our most comprehensive tone test set.
- Traditional alternating tone signal for wire identification.
- Audible line condition testing (level) indicates dead, working and off-hook lines.
- Line 1 and 2 polarity testing using 4-conductor modular plug.
- Improved talk battery supply for communication over inactive pairs.
- Tone and test functions using either modular plug or 24" alligator clip leads.
- Audible resistance level measurement.
- Audible capacitance level measurement.
- Battery operated (9V not included).

CAT. NO.	UPC NO.	DESCRIPTION
----------	---------	-------------

600LS	08680	Tone Test Set
600CS	08679	Leather Belt Holster for 600LS Test Set

Note: Not for use on energized AC wiring



Alarm Loop Verifier/Tone Generator



- Designed specifically for the security and alarm industry, the PE620 can be connected to a Normally Open or Normally Closed loop pair and provides a distinct audible tone when the alarm condition occurs.
- Latching feature provides a simple method for identifying intermittent failures ("swingers") and confirming operation of switches at remote locations.
- In the latching mode, the unit will catch the alarm condition and continue sounding until the tester is reset.
- As a tone generator, the unit provides a traditional variable tone that can be applied using the 24" red and black test leads or a convenient 6-position modular plug.
- Convenient magnetic back plate allows the PE620 to be mounted directly to the control panel cabinet or door.
- Battery operated (9V not included).

CAT. NO.	UPC NO.	DESCRIPTION
----------	---------	-------------

PE620	08665	Alarm Loop Verifier/Tone Generator
-------	-------	------------------------------------

Note: Not for use on energized AC wiring

Data Mate® Precision Tracing Tone Generator



- Trace wire or cable without interfering with digital two-way cable or ADSL services.
- The model 7780 Data Mate Precision Tone Generator is intended to provide tone for tracing and troubleshooting communication circuits without disrupting digital traffic on the line or adjacent lines.
- The high purity of the tracing tones combined with internal isolating filters allows safe tracing on circuits that carry digital services above the baseband (two-way cable and ADSL).
- The high-power differential output of the 7780 makes tones easy to find, even over long distances. Also useful for continuity testing and polarity testing, the 7780 provides the standard warble tone and talk battery supply.

- High Power Tone Output.
- Line Voltage and Polarity Indication.
- High Purity Tone Signal.
- Low Crosstalk.
- Low Battery Indicator.
- Filter-isolated Circuitry.
- Two-way Broadband Compatible.
- Modular and Telco Pro Alligator Leads.
- ADSL Service Compatible.
- Long Range.
- Popular, Standard Warble Tone
- Frequencies Continuity Testing
- Compatible with existing tone.

CAT. NO.	UPC NO.	DESCRIPTION
----------	---------	-------------

PE7780	60777	Data Mate Tone Generator
--------	-------	--------------------------

Note: Not for use on energized AC wiring

SPECIFICATIONS

Electrical

Output Power	+9dBm
Output Signal Frequency	877/982 Hz alternating
Output Impedence	3,500 ohms minimum, 25kHz to 1.1 MHz

Mechanical

Length	5.5" (140 mm)	Depth	1.0" (25 mm)
Width	2.25" (57 mm)	Weight	0.38 lbs. (0.17 kg)

200 Series Tone Probes

MODEL NO.	200B-G	200EP-G	200GX	200FP	200XP
Powerful 2" Rear-fire Speaker	✓	✓	✓	✓	✓
One-button Operation	✓	✓	✓	✓	✓
Adjustable Volume Control	✓	✓	✓	✓	✓
LED for Visual Signal Strength Indication		✓	✓	✓	✓
Recessed Tabs for Telephone Test or Headset Connection			✓	✓	✓
Headset Jack (audio shock protected)		✓			
LED Flashlight				✓	
Noise Filtration				✓	✓
Replaceable Tip	✓	✓	✓	✓	✓
Five-Minute Auto Shutoff				✓	✓
Low-battery Indicator				✓	✓
Battery Operated (9V not included)				✓	✓
Patented				✓	✓



200B-G



200EP-G



200GX



200FP



200XP

Tone Probe Amplifiers



200EP-G

200C

- Used in conjunction with any tone generator, Tone Probe Amplifiers permit wire and cable identification without having to make direct metallic contact with the conductor.
- All models feature a powerful speaker for noisy environments, recessed on/off button control and high gain for accurate wire identification in congested cable bundles and equipment rooms.
- The 200B-G also includes adjustable volume control for precise identification.
- The 200GX also includes an LED for visual signal strength indication and recessed telephone test set connectors.
- The 200EP-G also includes a headset jack (audio shock protected) and an LED Flashlight for working safely behind furniture, inside racks or in dim lighting conditions.

CAT. NO.	UPC NO.	DESCRIPTION
200B-G	49986	Tone Probe, Basic
200GX	60557	Tone Probe, Standard
200EP-G	49987	Tone Probe, Standard, with Headset Jack & Flashlight
200C	08670	Leather Belt Holster for 200 Series Tone Probe Amplifiers

Communications

USA

Tel: 800.435.0786
Fax: 800.451.2632

CANADA

Tel: 800.435.0786
Fax: 800.524.2653

INTERNATIONAL

Tel: +1.815.397.7070
Fax: +1.815.397.9247



Filter Tone Probe



- By selectively filtering out 60Hz (or 50Hz) and its harmonics, the 200FP can be used with any tone generator for faster, more accurate, cable and wire identification.
- Slim, comfortable design for use in limited-space areas.
- Recessed on/off push-button control to conserve battery life.
- Adjustable sensitivity/volume control to increase accuracy.
- Blended carbon/plastic tip to reduce the risk of shorting terminals.
- Patented.

CAT. NO.	UPC NO.	DESCRIPTION
200FP	08672	Filter Tone Probe (60Hz mains)
200FP/50	60467	Filter Tone Probe (50Hz mains)

Multi-Filter Tone Probe



- Single button selects between default mode and two kinds of powerful noise filters.
- Filtering means faster, more accurate pair tracing.
- Digital signal processor for accuracy and sensitivity.
- Durable, light weight.
- Audible and visible signal detection.
- Continuous, wide-range volume control.
- Butt set terminals.
- Field replaceable tip, spare tip included.
- Uses a single 9 V battery.
- One probe for many applications.
- Works with any tone generator.
- The narrowband filter mode is especially well suited for 577Hz Telco tone sources and a version is available for 1kHz systems (983Hz).

CAT. NO.	UPC NO.	DESCRIPTION
200XP	60887	Multi-Filter Tone Probe (60Hz mains, 577Hz narrowband)
200XP/50	60888	Multi-Filter Tone Probe (50Hz mains, 983Hz narrowband)

Replacement Plastic Tips for 200 Series Probes



- Plastic tips perform much the same as traditional metal tips while reducing the risk of shorting terminals.
- Specially formulated with a carbon powder and carbon fiber blended plastic.
- Tips fit 200B, 200EP, 200GX, 200FP and 200XP probes.
- RPT-1 comes with two pencil-style tips and two spade-style tips.

CAT. NO.	UPC NO.	DESCRIPTION
RPT-1	08711	Plastic Tips for 200B, 200EP, 200FP and 200XP
RPT-2	60561	Plastic Tips for 200GX

Replacement Metal Tips for 200B and 200EP Probes



- Metal tips provide maximum performance when probing insulated wires or making direct metallic contact.
- Made of nickel-plated brass.
- Tips fit 200B and 200EP probes.
- Package contains two pencil-style tips.

CAT. NO.	UPC NO.	DESCRIPTION
RMT-1	08709	Metal Tips for 200B and 200EP Probes

Classic Tone and Probe Kits

NEW



701K-G

- 701K-G Kits include the 77HP-G High Power Tone Generator and the 200EP Tone Probe Amplifier in a rugged, woven nylon carrying case (700C).
- 601K-G Kit is a more basic version of the 701K-G kit, and includes the 77M-G Tone Generator and the 200B-G Tone Probe amplifier in a zippered nylon pouch.

CAT. NO.	UPC NO.	DESCRIPTION
601K-G	49989	Classic Tone and Probe Kit, Basic
701K-G	49990	Classic Tone and Probe Kit, Standard
701K-G/6A	35775	Classic Tone and Probe Kit, Standard with ABN clips

Premium Tone and Probe Kit



- Designed for more accurate wire identification, the 801K virtually eliminates power-related noise from the tone and probe operation.
- Kit includes the 77HP/6A High Power Tone Generator and 200 FP Filter Probe in a convenient Cordura® case (700C).

CAT. NO.	UPC NO.	DESCRIPTION
801K	08690	Premium Tone and Probe Kit
801K/50	60466	Premium Tone and Probe Kit (50Hz)

Xpert Tone and Probe Kit



- The Xpert Tone and Probe Kit includes the 77GX (or 77GX2) Tone Generator and 200XP Multi-Filter Tone Probe Amplifier in a rugged, woven nylon carrying case.
- Especially suited for tracing in noisy environments.

CAT. NO.	UPC NO.	DESCRIPTION
811K	36001	Tone and Probe Kit, Xpert
811K/6A-BOX	26375	Tone and Probe Kit, Xpert with ABN clips

AdapToner Kit



- Designed for fast, accurate wire identification by combining the features of our tone generators and modular breakout adapter.
- Kit includes the AT8 Modular Breakout Tone Generator and 200EP Inductive Amplifier in a convenient carrying case (700C).

CAT. NO.	UPC NO.	DESCRIPTION
AT8K	08694	AdapToner Kit

Communications

USA

Tel: 800.435.0786
Fax: 800.451.2632

CANADA

Tel: 800.435.0786
Fax: 800.524.2653

INTERNATIONAL

Tel: +1.815.397.7070
Fax: +1.815.397.9247



802K Digital LAN Tracing Kit



- The 802K Digital LAN Tracing Kit is a powerful, unique troubleshooting and tracing solution for LANs and other types of VDV wiring. The industry standard 200FP filter probe (60Hz) is designed to eliminate hum from fluorescent lights and AC power wiring that can obscure tracing tones.
- The AT8L LAN Toner not only generates multiple tracing tones and provides basic wiring tests, but indicates the presence of 10/100Base-T network service.

CAT. NO.	UPC NO.	DESCRIPTION
802K	36000	Digital LAN Tracing Kit

LAN Toner Kit



- Designed for the network installation and maintenance professional, the LAN Toner sends tone and blinks HUB, Switch Port, and PC activity lights for fast identification. This kit can be used on any wiring system including Datacom, Telecom, security/alarm, audio and CATV.
- Kit includes the AT8L LAN Toner and the 200GX Inductive Amplifier in a rugged, woven nylon carrying case (700C).

CAT. NO.	UPC NO.	DESCRIPTION
AT8LK	60584	LAN Toner Kit

CATV Cable Tone Test Kit



- Designed specifically for the CATV industry, this kit allows you to tone through splitters, directional couplers and traps.
- Simple to use, the 402K provides accurate results and will eliminate long delays trying to figure out non-tagged or mis-tagged cable drops.
- Kit includes one transmitter, one receiver, one male F-to-F connector adapter cable, one male F-to-alligator clip adapter cable and a carrying case (700C).
- Transmitter and receiver are equipped with female F-connectors.
- Three methods of signal reception: electrostatic pickup for non-terminated cables, electromagnetic pickup for terminated or shorted cables and direct connection when identifying in the presence of passive devices.
- In continuity mode, provides both audible tone and LED display.
- Identifies the presence of AC or DC voltage on the cable under test.
- Four selectable tone outputs for multiple line identification.

CAT. NO.	UPC NO.	DESCRIPTION
402K	08677	CATV Cable Tone Test Set
402T	60376	Transmitter
402R	60377	Receiver
CS9	60374	Male to male F-connector adapter cable
CS19	60378	F-connector to alligator clip

Security and Alarm Kit



- Designed specifically for the security and alarm industry, the 620K provides a simple method for identifying intermittent failures (swingers) and confirming operation of switches at remote locations.
- To better satisfy industry requirements, we've combined the Model PE620 Tone Generator with the popular Model 200EP Inductive Amplifier in a durable woven nylon pouch (700C).

CAT. NO.	UPC NO.	DESCRIPTION
620K	08682	Security and Alarm Kit

Tone and Probe Plus Cable-Check™



RJ45 LAN Tester

- True cable mapping function identifies:
 - Good connection, opens, shorts and crosses.
 - Connector and cable pin-out.
 - Clear LED display for each pin and shield.
 - Shielded RJ45 modular plug socket.
- Automatic display of mapping with dual speeds: slow or fast.
- Tests RJ11 and RJ45 cables with runs up to 600'.
- Check polarity of telephone line.
- View telephone line status: dial tone, ringing or busy line.
- Provides talk power for telephone lines and butt set use.
- Selectable dual/single tone application for balanced and unbalanced circuits.
- Four tone generator patterns.
- Test continuity of wires, cables and loads.
- Tone generator features auto-off function.
- Jack for headset.
- Audible speaker with adjustable volume control.

CAT. NO.	DESCRIPTION
PA1573	Tone & Probe Plus Cable-Check Kit



Cabling Pouch



- Designed to hold a complete set of wiring tools including: any (one) 77 Series Tone Generator, any (one) 200 Series Inductive Amplifier, a punchdown tool, a cabling knife and scissors.
- Convenient loop to hold most telephone test sets.
- Removable "parts pouch" allows you to keep small components in reach.
- Made of a durable woven nylon.
- Fits belts up to 5" wide.

CAT. NO.	UPC NO.	DESCRIPTION
750C	08685	Cabling Pouch

Tone and Probe Carrying Case



700C

- Allows you to build your own kit using any tone generator and 200 Series probe.
- Durable woven nylon.
- Fits belts up to 3" wide.

CAT. NO.	UPC NO.	DESCRIPTION
700C	08683	Tone and Probe Carrying Case
711CS	60559	Tone and Probe Carrying Case with belt hook

STRUCTURED WIRING TESTERS

NETcat® Pro 2 NC-500



NC-500

NC-510
(NC-500 not included)

NC-500 Contents:

- NETcat Pro 2 main unit with stylus
- Removable remote jack and patch lead test and ID unit
- Twisted-pair (modular RJ45), coax (F) and alligator clip test cords
- 9V alkaline battery

NC-510 NETcat Pro 2 Accessory Kit Contents:

- Seven additional remote jack test and ID units, RJ45 and F (male)
- Carrying case to hold additional remote test ID units and content of NC-500 main kit

- Test and troubleshoot telephone, data and coax wiring.
- NETcat Pro 2 New Features:
 - Gigabit device capability detection (still detects 10baseT and 100baseT too).
 - Cable type, velocity of propagation library, user editable.
 - Power over Ethernet (PoE) detection.
 - Memo pad.
- Detect split pairs, short circuits, broken and crossed wires.
- Step TDR technology shows length to open or short of all pairs.
- Test shielded twisted-pair (STP), unshielded twisted-pair (UTP) & coaxial cables.
- Test patch cords and remote jacks.
- Touch-screen control, included stylus slots into main unit.
- Large icons ensure easy use with your finger too.
- Large 3" (76mm) backlit high-contrast (user adjustable) monochrome display is highly visible in dark or brightly lit areas.
- Remote test and ID unit stores in base of main unit.
- Can identify up to 8 remote test ID units (7 extra available in NC-510 accessory kit along with carrying case).
- Tone generator with four selectable precision frequency tones, compatible with Greenlee advanced digital signal processing probes.
- Operates on single 9V battery with low battery indication.

CAT. NO.	UPC NO.	DESCRIPTION
NC-500	23639	NETcat Pro 2 Digital VDV Wiring Troubleshooter
NC-510	23640 ^A	NETcat Pro 2 Accessory Kit w/carry case

SPECIFICATIONS

Dimensions	3.3" x 1.4" x 6.7" (8.5 cm x 3.5 cm x 17 cm)
Weight	0.45 lb. (200 g)
Power	9V Alkaline battery (PP3)
Requirements	
User Interface	
Display LCD	Dot Pixels: 128 x 128 dots
Viewing Area	60.0 x 58.4
Backlight	White LED
Buttons	LCD touch-screen, Single momentary contact push button
Environmental	
Operating Temperature	0°C to 50°C
Storage Temperature	-20°C to 70°C
Interface	RJ45 shielded jacks
Connections	F-type threaded female coaxial connectors
TDR	User selectable based on a known cable length.
Calibration	40% to 100% in steps of 1%
TDR Range	0 to 2000 ft. -
Resolution	1 ft. (0.3 m)
Accuracy to Open/Short	±4% or 2 ft. (0.6 m) whichever is greater
Remote Identifier	2000 ft. (609.6 meters) maximum distance
Wiremap	358 ft (100 meters) maximum distance



NETcat[®] Micro NC-100



- Tests shielded twisted pair (STP), unshielded twisted pair (UTP) and coaxial cables.
- TIA/EIA standard wiring pair verification.
- Detects shorts, opens, reversed polarity, crossed and split pairs.
- Generates three distinct, selectable digital tone patterns for cable tracing and troubleshooting.
- Tracing modes can be adjusted for high performance LAN cables.
- Complete set of connector types standard (telephone, LAN and coax).
- Nested remote allows end-to-end testing of all wiring types.
- Simple testing of LAN wiring and phone lines.
- Detection of common wiring and connector errors.
- Warning of hazardous voltages.
- Checks for reversed telephone wires.

CAT. NO.	UPC NO.	DESCRIPTION
NC-100	23636	NETcat [®] Micro Digital Voice Data and Video Wiring Tester

SPECIFICATIONS

Dimensions	150 x 70 x 33mm	
Weight	220g including remote unit and battery	
Power Source	9V Alkaline battery (PP3)	
User Interface	Display LCD	Icon and seven segment type
	Backlight	Green LED
	Buttons	Four momentary contact push button
Environmental	Operating Temperature	0°C to 50°C
	Storage Temperature	-10°C to 60°C
	Humidity	up to 95% non-condensing
Interface	RJ45 shielded socket	
Connections	RJ12 6-way socket	
	F-type threaded female coaxial connectors	
Network Split Pair Detection	Minimum cable length	2 to 3 meters (5 to 10 ft.) depending on cable type
Pair Tracing Tones	Alternating frequencies of 577Hz and 983Hz are produced at three user selectable rates. Designed for standard tone probes, but compatible with precision digital Greenlee tone probes.	

LAN ProNavigator™ Tester & Remote

Main



Remote

- Simple PASS/FAIL test results in one second allows technicians to quickly move on to the next test site.
- Generates oscillating audio tone for use with tone probes to locate cables.
- Tests data and telephone cables up to 320 feet (100 meters) for proper pairing for EIA/TIA-568A, EIA/TIA-568B, Token Ring, 10 Base T, and common Category 5 configurations.
- Tests unshielded UTP and shielded STP data cable.
- Detects good connections, open connections, crossed wires and split pairs.
- Tests common BNC connected 50 and 75 ohm coaxial cables up to 320 feet (100 meters) for continuity.
- Tests coaxial cable types RG58, RG59, RG6, RG6 Quad, Belden 8281, RG8, RG11 and more.
- Belt clips provided and lanyard holes embedded in case to attach to belt or wrist.
- Features low battery test and auto-off function to preserve battery life.
- Includes standard 9V battery.

CAT. NO. DESCRIPTION

PA1543	LAN ProNavigator™ test set (main & remote), 2 RJ45 patch cords, 2 belt clips, 12 oz.(342 g)
PA901066	LAN ProNavigator™ test set (main & remote), 2 RJ45 patch cords, 2 BNC coaxial cables, 2 CATV "F"-to-BNC adapters, 1 BNC/BNC adapter, 1 shielded RJ45 coupler, 2 belt clips in durable case
PA901074	Adapter, CATV "F" (female) to BNC (male)

NOTE: May not be compatible with CAT-6 flat or oval cable, or bonded cable.

PA901066



SPECIFICATIONS	MAIN	REMOTE	KIT
Weight	8 oz. (228 g)	2 oz. (57 g)	2 oz. (1140 g)
Dimensions	5.25" x 6.75" x 2.25" 133 mm x 171 mm x 57 mm	3.45" x 1.6" x 0.9" 87 mm x 41 mm x 24 mm	8.5" x 7.6" x 3" 216 mm x 193 mm x 76 mm

PairMapper® Wiremap Kit



PM-400K

- Use to identify various wiring faults found in 10 BASE-T and other four-pair, twisted pair cables per TIA/EIA 568A and 568B.
- Tests and identifies up to four cables with unique Remote Terminators.
- Easy to use, compact.
- Checks twisted pair cable for shorts, opens, crossed pairs, reversed pairs and split pairs.
- Battery operated (4 x AAA not included).

CAT. NO. UPC NO. DESCRIPTION

PM-400K	11877	PairMapper® Wiremap Kit
---------	-------	-------------------------

Communications

USA

Tel: 800.435.0786
Fax: 800.451.2632

CANADA

Tel: 800.435.0786
Fax: 800.524.2853

INTERNATIONAL

Tel: +1.815.397.7070
Fax: +1.815.397.9247



Sure Signal®



46060

- Designed for cable installers and communications technicians for testing four-pair data/voice cable links terminated with standard, modular eight-position RJ45-style jacks.
- Simplest tester available for identifying common wiring faults such as shorts, opens and miswires.
- Diagnosis can be completed at one end.
- Sequentially-lighting LEDs correspond to each wire allowing easier diagnosis of miswires than testers that check pairs.
- Can test more wiring configurations than other testers due to sequential wiremap testing.
- Shielded test ports allow extra versatility to test shielded and screened twisted pair.
- Optional patch cords allow the Sure Signal to be used as a coax tester, eliminating the need for a second tester.
- Optional remote unit can be used to check patch cords for wiring errors.
- Optional Accessory Kit includes two RJ45 patch cords, two RJ45 to BNC adapter cords, two RJ45 to RJ11 snap-in adapters and one BNC plug to BNC plug adapter.
- Battery operated (9V not included).

CAT. NO. UPC NO. DESCRIPTION

46060	46060	Sure Signal Line Verifier and Patch Cord Tester
46070	46070	Sure Signal Remote
45276	45276	Carrying Case
46065	46065	Sure Signal Accessory Kit
CS10	60381	Modular Adapter cable

Wiremap Tester



468

- Quickly identifies opens, shorts, reversals and transposed pairs.
- Economical tester includes all the basic functions.
- Connecting the receiver unit automatically activates the test process.
- Sequencing red and green LEDs provide fast, accurate and simple-to-understand results.
- Alerts the technician if connected to an active circuit without harming the unit.
- Connect any eight-position modular plug to the appropriate jack on the transmitter and a sweeping tone signal is applied to all pairs.
- At the far end of the cable, use any Tempo inductive amplifier (probe) to locate the corresponding plug or jack.
- Battery operated (9V not included).

CAT. NO. UPC NO. DESCRIPTION

468	08661	Wiremap Tester
468C	60382	Carrying Case for the Wiremap Tester
468T	60379	Transmitter
468R	60380	Receiver
CS10	60381	Modular Adapter Cable

Data/Link ID and Cable-Check™



- Cable mapping function tests data & phone connection schemes including patch cords and installed cables.
- Identifies cross-over telephone connections.
- Detects PC (NIC) & HUB data transmissions and PC (NIC) & HUB NLP or FLP link pulse.
- Identify data & link transmission speeds with real time detection: 100/10 MB.
- Automatically scans with choice of slow or fast speeds.
- Low battery detection on LAN ID tester.
- Includes 9V battery, 2 RJ45 patch cords and durable nylon carrying case with belt loop.

CAT. NO. DESCRIPTION

PA1576	Data/Link ID and Cable-Check™
--------	-------------------------------

LAN Cable-Check™



- Identifies cross-over telephone connections.
- Automatically scans when cables connected and unit turned on.
- Two scan speeds: fast or slow.
- Maps connector and cable pin-out.
- Tests cables up to 1,650' or 500 m.
- Also tests RJ11 connections using an RJ11 adapter (not included).
- 2, RJ45 patch cords and 9V battery included.
- Contained in a durable nylon carrying case with belt loop.

CAT. NO.	DESCRIPTION
PA1574	LAN Cable-Check™ Tester

LAN and A/V Cable-Check™



Network

- Tests RJ45 patch cords and network installations to identify good connections, opens, shorts or cross-connections.
- Identifies data and telephone connection schemes.
- Maps cable pin-out.

Coax

- Tests continuity of cords and installed cable runs.
- Identifies good connections, opens and shorts.

Features and Benefits:

- Automatic scanning.
- User selectable slow or fast speeds.
- Quickly check cable installations and patch cords.
- Easy-to-use with clear LED read-outs.

Includes:

- 2 RJ45 patch cords
- 75-ohm male terminator
- Cable TV "F" female adapter
- 9V battery
- Durable, nylon carrying case
- RCA to CATV "F" adapter.

CAT. NO.	DESCRIPTION
PA1594	LAN and A/V Cable-Check™

PC Cable-Check® PRO



- Quickly & easily troubleshoot cables to eliminate the cable as the source of a problem.
- True cable mapping for over 20 different cable types: BNC coax & S-Video, VGA, Firewire, USB & Mini-USB, PS/2, parallel printer, RS-232 serial and Cat5e or Cat6 LAN.
- Supports these connectors: male and female DB9, DB15, DB25 and HDB15; 36-pin Centronics printer; RJ11, RJ12, RJ45 shielded & unshielded; BNC coax female; male and female mini-DIN6; female mini-DIN4; USB-A and USB-B; mini-USB 5-pin; IEEE 1394 FireWire 4- and 6-pin
- Tests 50 ohm cables up to 1000' (305 m) & 75 ohm cables up to 600' (183 m).
- Easy to read and understand LED indicator lights.
- New rugged case with built-in handle for easy transport.
- Auto scan or manual scan modes.
- Rubber feet grip to desk or bench to prevent slipping.
- Auto-off after 30 seconds of non-use to extend battery life.
- 9V battery included.

CAT. NO.	DESCRIPTION
PA1577	PC Cable-Check® Pro



Coaxial Cable Tester



- Provides quick verification of opens or shorts in either the conductor or the shield of coax cable.
- Simple one-button operation provides pass/fail indication.
- Remote terminator allows testing of cables before or after installation.
- Clear red/green LED indication of short or open conditions.
- Standard BNC- and F-type female connectors.
- Battery operated (9V included).

CAT. NO.	UPC NO.	DESCRIPTION
45055	45055	Coaxial Cable Tester

CABLE & SERVICE TESTING

Nautilus Range Telephone Test Sets



PE961

- Waterproof tested to an IEC IP67 rating, these test sets are so impervious to water they can actually withstand submersion.
- The PE961 features our DigAlert[™] over-voltage alarm and lock-out function to eliminate the danger of damaging or knocking out digital service lines.
- Built-in ADSL Filter.
- Ten-number speed dial memory (32 digits each).
- Last number redial.
- Precise hook flash.
- Microphone mute.
- Audible and visual mode indicators.
- Polarity test in any mode.
- Unique quick-release belt clip.
- Premium cord set with bed-of-nails and piercing pin clips.
- Luminescent Keymat.

CAT. NO.	UPC NO.	DESCRIPTION
PE930	60487	Telephone Test Set
PE945	60489	Test Set with Two-Way Hands Free
PE961	60511	Test Set with Two-Way Hands Free and DigAlert
PE901	60492	Ground Start Cord Set
PE902	60493	Cord Set

FEATURE	PE930	PE945	PE961
Monitor safe for data	✓	✓	✓
Adjustable Ringer	✓	✓	✓
Waterproof Design	✓	✓	✓
Loud Speaker Listening	✓	✓	✓
Two-Way Hands Free		✓	✓
DigAlert [™] Data Lock-out			✓
ADSL Compatible	✓	✓	✓

Tele-Mate® Telephone Test Sets



PE810



PE830



RPC
Replacement Piercing Clips (see page 248)

PE810

- Designed for communications wiring installation and repair to quickly verify the quality of a new installation.
- Affordable.
- Headset for hands-free operation.
- Rugged design for demanding use.
- Compact design and durable belt clip make it easy to carry.
- Adjustable volume.
- Built-in ringer.
- Tone/Pulse dialing.
- Last number redial.
- Line polarity indication.
- Microphone mute.
- Monitor safe for data.
- Replaceable premium cord set with telco-style clips.

PE830

- The Tele-Mate Pro Telephone Test Set will help you deal with the increasing complexity of telecom installation and maintenance.
- Complete telephone set with ringer.
- Phone-to-phone intercom with "SmartIntercom" alert feature.
- Modular or alligator clip connection.
- LCD Display in English, Spanish, German or French.
- Caller ID with name display.
- Call waiting Caller ID.
- Missed call indication.
- Line voltage and current display
- Ringing frequency display
- menu selectable ring tone, DTMF level, "flash" time, pluse radio, and language.
- High voltage detect and lockout.
- High current detect and lockout.
- Amplified loudspeaker line monitor.
- Headset or handset operation.
- Tone and pulse dialing.
- Large 10-location speed dialing memory.
- Multi-memory redial; Last 5 numbers dialed or received are stored.

CAT. NO.	UPC NO.	DESCRIPTION
PE810	60298	Tele-Mate® Telephone Test Set
PE830	60299	Tele-Mate® Pro Telephone Test Set
PE909	60785	 Belt Clip

FEATURE	PE810	PE830
Monitor safe for data	✓	✓
Adjustable Ringer		✓
Loud Speaker Listening		✓
DigAlert™ Data Lock-out		✓

Communications

USA

Tel: 800.435.0786
Fax: 800.451.2632

CANADA

Tel: 800.435.0786
Fax: 800.524.2653

INTERNATIONAL

Tel: +1.815.397.7070
Fax: +1.815.397.9247




Butt Set



- Phone line powered eliminates need for external power source.
- Provides DTMF (touch tone) and dial pulse output.
- Talk, ring and monitor modes.
- High impedance monitor does not interfere with data, conversation or signaling.
- LED identifies polarity.
- Last number redial.
- Memory storage for 10 frequently dialed numbers.
- Field replaceable spring-loaded belt clip and line cord.

CAT. NO.	DESCRIPTION
----------	-------------

PA1780	Butt Set
PA1785	 Cordset Accessory with Bed-of-nails Alligator Clips

4-6-8 Modular Adapters




- Nylon-reinforced ABS plastic body.
- Easy-to-read wire layout.
- Removable/replaceable patch cord.
- Inline adapters.
- Snagless plugs.
- Belt clip.
- Notched copper contacts keep alligator clips attached during testing.

CAT. NO.	DESCRIPTION
----------	-------------

PA1902	RJ45 Modular Adapter (8-way)
PA1903	RJ11 Modular Adapter (6-way)
PA1904	RJ22 Modular Adapter (4-way)

TurTEL Modular Adapters/Polarity Tester



- Use with tone generators, test sets and other test devices to troubleshoot and isolate problems with telephone circuits.
- Two jacks allow in-line testing without service interruption.
- The TurTEL 6 has two six-position, six-wire jacks.
- The TurTEL 8 has two eight-position, eight-wire jacks.
- Simple, push button operation to check polarity and power.
- Reduced chance of shorting adjacent alligator clips due to unique shape.
- Test contacts are perforated to provide sure grip for alligator clips or use of probes.
- The TurTEL 6 has an internal circuit to allow testing of polarity for either of two lines (pairs 4 to 5 or 3 to 6) – circuit allows verification of power and phone number assignments.
- Patch cord included.
- Heavy-duty stainless steel belt clip.

CAT. NO.	UPC NO.	DESCRIPTION
----------	---------	-------------

46040	46040	TurTEL 6 Modular Adapter/Polarity Tester
46050	46050	TurTEL 8 Modular Adapter

ToneRanger



- Direct buried fault location, it gives an exact location to the fault.
- Locates open shield and open bond faults.
- Locates twisted-pair resistance faults in aerial, underground, and direct buried cable.
- Locates splits, opens and bridge taps.
- Uses low voltage and does not damage cable, circuit cards, C.O. or subscriber equipment.
- Sends Pair ID tone through wet pulp and saves service outage time on small count section throws.
- Locates open shields and shield to earth faults.
- Does not interfere with DSL, IPTV or digital services on adjacent lines.
- NEW easy user interface.

CAT. NO.	UPC NO.	DESCRIPTION
10101-50000	27345	TF1A Kit, ToneRanger Aerial
10101-51000	02066	TF1ABL Kit, ToneRanger Aerial and Buried
10101-51100	02028	TF1AP Kit, ToneRanger Aerial with Pair ID
10101-51200	27338	TF1AB Kit, ToneRanger Aerial with Buried Wand
10101-51300	27321	TF1AL Kit, ToneRanger Aerial with Layup Stick
10101-51400	20191	TF1ABLP Kit, ToneRanger with Aerial, Buried & Pair ID

Throwmaster® Paragon



- Used by construction cable splicers all around the world.
- Transfer telephone/broadband services during normal working hours.
- Does not interrupt important customers.
- Simple to follow interface and process for successful transfer of circuits.
- LED's on the cords aid in telling the user in the cut, transfer and splice.
- Compatible with T-1, HDSL, HDSL-2, HDSL-4, ADSL and other services less than 10Mb/s.
- Each step is automatically tested and verifies the circuit is complete at the end of the transfer.

CAT. NO.	UPC NO.	DESCRIPTION
0529-0001	29019	Throwmaster® Paragon 519 Kit



Throwmaster® Cable Test Set



- Test non-working pairs for all DC defects including opens, shorts, crosses, grounds, splits, balance and high resistance faults.
- Tests working pairs for busy status, polarity and voltage.
- Measures DC voltage from 0 to 100 volts.
- Measures resistance from 0 to 10 megohms.
- Locates opens, shorts, grounds, crosses and splits.
- Supplies talk battery and signaling functions for technician communication.
- Sends simple 577 Hz tone for pair identification which is silent to subscribers.
- Performs cut-closed cable transfers or section throws on working cables without service interruption.
- Tests and transfers metallic and pairgain circuits without interruption.

CAT. NO.	UPC NO.	DESCRIPTION
0105-0001-5	16674	Throwmaster® 105
0105-0023	16681	Throwmaster® 105 Conversion (102A to 105)

Throwmaster® Splicer's Test Set



- Performs conformance testing on twisted-pair cable.
- Rapidly tests 25 pair in 4 seconds.
- Tests modular splices when they are completed, identify splicing errors.
- Locate opens, shorts, grounds, crosses, and splits using either analog or digital meters.
- Send simple 577 Hz tone for pair identification.
- Provides talk battery.

CAT. NO.	UPC NO.	DESCRIPTION
0108-0001	02035	Throwmaster® 108

1155 Fault Loop Simulator



- Simulates 8 faults that can be used individually, or in a combination:
 - Cross battery.
 - Resistive 5 kohm load to ground.
 - Resistive 500 ohm short.
 - Two balanced bridge taps.
 - 60 ohm series resistance fault.
 - 60 Hz Power Influence.
 - High frequency noise.
- 1910 foot cable length.
- Battery operated.
- Ruggedized case.
- Convenient Test Lead connections.
- Three access locations in the span for custom faults.
- Train users on real twisted-pair faults.
- Test multiple test set functions such as RFL, TDR, Power Influence, Stress, Leakage, Resistance, impulse noise and others.
- Verify results from the field in a controlled environment.
- Demonstrates how noise increases with pair imbalances.
- Show differences between shorts, bridge taps, series faults and opens with a TDR.

CAT. NO.	UPC NO.	DESCRIPTION
1155-7001	57691	Test Set



Sidekick® Plus Advanced Cable Maintenance Test Set



1155-5001

- Complete metering of voltage, current and resistance on copper cables.
- Patented stress balance test.
- Measurement of distance to opens.
- Line quality tests for noise, loss and power influence.
- Multimode wire tracing tone.
- Resistance fault locator (RFL) and calculator.
- Powerful Time Domain Reflectometer (TDR).
- Built-in loudspeaker dialing with phone book memory.
- Auto-test mode with Pass/Fail.
- USB download of test results and upload of software.
- Analog meter or digital display selectable.
- Big, easy-to-read display with backlight.
- Rechargeable (included) or replaceable batteries.
- Advanced cable diagnosis and troubleshooting in a single test set.
- Quick testing and fast repairs.
- Test data capture for sharing and records.
- Easy to learn, especially for Sidekick family users.
- Field upgradeable software.
- Grounding Resistance Testing.
- Optional Impulse Noise Testing to 30MHz.
- Optional Step Time Domain Reflectometer.

SPECIFICATIONS

Dimensions	11 x 4.75 x 3 inches
Weight	3 lbs.
Resistance	100 megohm max
Leakage	100 megohm max
DC Voltage	0 to 300 Volts DC
AC Voltage	0 to 250 Vrms
Stress Balance	0 to 82 dBmC
RFL	20 megohm, distance to 2 megohm
TDR Range	33 kilofeet
Operating Temp.	14°F to +120°F
Power	Rechargeable Battery Pack or Six AA batteries

CAT. NO. UPC NO. DESCRIPTION

1155-5001	04346	Sidekick Plus Kit
1155-5002	05435	SK Plus, Impulse Noise, US
1155-5003	58799	Sidekick Plus CE Kit, International
1155-5004	58805	Sidekick Plus CE IMP Noise Kit, International
1155-5005	13048	Kit, SK Plus with Impulse Noise & Step TDR
1155-5105	57684	SK Plus Step TDR Upgrade

Sidekick® T&N

1137-5002



- Five transmission and noise tests.
- Determines the stressed noise susceptibility of dry and working pairs.
- Measures resistance, AC/DC volts, and capacitive kick.
- Provides tone for twisted pair or crossed conductor identification.
- Single setup for testing Tip-Ring, Tip-Ground, and Ring-Ground.
- Minimal drying effect in all ranges.
- Field replaceable leads.
- Softcase with adjustable strand hook.
- Low battery indicator light.

CAT. NO. UPC NO. DESCRIPTION

1137-5002	60526	Sidekick T&N
1134-1002S	60752	Case
1131-0202	60751	Test Leads

SPECIFICATIONS

Dimensions	10.75" x 4.25" x 2.5"	Stress Test	0 to 82 dBmC
Weight	2 lbs.	Loop Current	0 to 100 mA
Resistance	Rx1: Reads 0 to 2000 Ω Rx1K: Reads 0 to 2 MΩ	Circuit Noise	0 to 75 dBmC
Leakage	Rx10K: Reads 0 to 20 MΩ	Circuit Loss	-15 to +1 dB
DC Voltage	0 to 300 volts DC	Power Influence	50 to 100 dBmC
AC Voltage	0 to 300 Vrms	Operating Temp.	-4°F to +140°F
		Power	Four AA batteries

Sidekick® T&ND



1144-5000

- Easy-to-read digital LCD display.
- Internal Dialer for making Transmission Test connections.
- Autotest – performs 22 individual tests at the touch of a button.
- Determines the stressed noise susceptibility of dry and working pairs.
- Measures AC/DC Volts, Leakage, resistance, and loop current.
- Performs circuit loss, circuit noise (metallic noise), and power influence tests.
- Built-in open meter.
- Locates up to 4 load coils.
- Single set up for Tip-Ring, Tip-Ground, and Ring-Ground tests.
- Field replaceable test leads.
- On-screen display of “LOW BATTERY” when batteries are near failure.

SPECIFICATIONS

Weight	2 lbs.	Opens	0 to 60 kft.
Dimensions	10.75" X 4.25" X 2.5"	Loop Current	0 to 100 mA
AC Volts	300 Vrms max.	Load Coil	up to 4
DC Volts	± 300 Volts max.	Circuit Loss	+1 to -15 dB
Resistance	1 Megohm max.	Power Influence	40 to 100 dBmC
Leakage	100 Megohm max.	Circuit Noise	0 to 75 dBmC
Stress	0 to 82 dBmC	Power	Four AA Batteries

CAT. NO.	UPC NO.	DESCRIPTION
1144-5000	60853	Sidekick T&ND Test Set
1134-1002S	60752	R Case

Sidekick® V.O.C.



1143-5000

- Identifies defective inside wire and jacks.
- Measures resistance, AC/DC volts, quasi square wave, and pair balance.
- Identifies shorts, opens, crosses and grounds.
- Replaces the need for other meters.
- Provides tone for twisted pair or crossed conductor identification.
- Single set-up for testing Tip-Ring, Tip-Ground, and Ring-Ground with ground connection.
- Field replaceable leads.
- Softcase with adjustable hook.
- Low battery indicator light.

SPECIFICATIONS

Dimensions	10.75 x 4.25 x 2.5 inches
Weight	2 lbs.
Resistance	Rx1: Reads 0 to 2000 Ω Rx1K: Reads 0 to 2 Megohms
Leakage	Rx10K: Reads 0 to 20 Megohms
DC Voltage	0 to 100 Volts DC
AC Voltage	0 to 200 Vrms
Stress Test	0 to 82 dBmC
Operating Temp.	-4°F to +140°F
Power	Four AA batteries

CAT. NO.	UPC NO.	DESCRIPTION
1143-5000	60527	Sidekick V.O.C.
1134-1002S	60752	R Case

Sidekick® 7B



1134-5029

- Determines the stressed noise susceptibility of dry and working pairs.
- Measures resistance, AC/DC volts, and capacitive kick.
- Provides tone for twisted pair or crossed conductor identification.
- Single setup for testing Tip-Ring, Tip-Ground, and Ring-Ground.
- Minimal drying effect in all ranges.
- Field replaceable leads.
- Softcase with adjustable strand hook.
- Low battery indicator light.

SPECIFICATIONS

Dimensions	10.75" x 4.25" x 2.5"
Weight	2 lbs.
Resistance	Rx1: Reads 0 to 2000 Ω; Rx1K: Reads 0 to 2 MΩ
Leakage	Rx10K: Reads 0 to 20 MΩ
DC Voltage	0 to 100 Volts DC
AC Voltage	0 to 200 Vrms
Stress Test	0 to 82 dBmC

CAT. NO.	UPC NO.	DESCRIPTION
1134-5029	60525	Sidekick 7B
1134-1002S	60752	R Case
1131-0202	60751	R Test Leads



Precision Tone Generator



- Used in the telecommunications industry for pair identification and fault locating.
- Supplies a precise 577.5Hz crystal controlled signal frequency.
- Variable output allows technicians to adjust signal strength to suit field conditions and improve accuracy.
- Designed to work with any common amplifier and exploring coil for aerial fault locating.
- For communications over inactive pairs, the unit supplies talk battery to power two telephone test sets (buttsets).
- Each of the three test leads is equipped with traditional bent nose piercing clips with "bed-of-nails" insulation piercing pins.
- The tone generator and test leads fit neatly in a durable, protective woven polyester carrying case with shoulder strap.
- Battery-operated (1 – 6V lantern included).

CAT. NO.	UPC NO.	DESCRIPTION
177	08657	Precision Tone Generator

SPECIFICATIONS

Power Requirements	One 6V lantern battery
Battery Life	40 hours nominal
Transmitter	577.5Hz pulsed at 1Hz, crystal controlled
Frequency	
Output Voltage	0.1 to 80Vp-p
Output Signal Level	0 to +30dBm
Construction	High impact ABS plastic in woven polyester case
Dimensions	7.25" x 5.5" x 4.5" in case
Weight	3 lbs. with battery

Load Coil Detector



- Designed for the telecommunications market, the 88 Load Coil Detector will identify the presence and count the number of load coils on an active or inactive circuit.
- No complicated screens or test instructions to decipher.
- Designed to withstand the rigors of daily use, the tester speeds troubleshooting dedicated data circuits. Simply connect the test leads and turn the switch.
- While gradually turning the control, the display will "kick" to signify each coil detected on the pair.
- Accurately identifies and counts up to four load coils on the circuit under test.

SPECIFICATIONS

Power Requirements	One 9V battery
Battery Life	100 hours nominal
Construction	High impact ABS plastic
Dimensions	4 x 2.25 x 1.5"
Weight	5.8 oz. with battery

CAT. NO.	UPC NO.	DESCRIPTION
88	08656	Load Coil Detector

T-Bug® Digital Signal Identifier



- Used to detect digital signals on twisted pair cables, identify and isolate digital pairs for special handling and help technicians avoid accidentally putting pairs out of service.
- Operation is non-invasive and does not involve metallic contact so there's no risk of service interruption.
- Simple to use – just place the probe between the pairs in question.
- Differential amplifier saves time by allowing the technician to determine whether the signal is truly present or is an induced signal from adjacent pairs.
- False readings due to noise are virtually eliminated.
- Continuous self test ensures that the unit is functioning properly.
- Emits both visible and audible indication when digital signals are present.
- Patented.

CAT. NO.	UPC NO.	DESCRIPTION
0134-0500	60764	T-Bug® Digital Signal Identifier

TelScout® TS100



- Twisted Pair and Coax Testing in a Single Unit (optional).
- One-Step Setup.
- Automatic and Manual Instrument Control Mode.
- 45 kilofeet Fault Location Capability.
- Rugged – Survives 6 foot (2m) Drop.
- Powered from AC Mains or Rechargeable Internal Battery.
- Single-Button Zoom Function.
- Short Pulse Width Option (Includes Coax Testing Capability).
- Pair Comparison Mode.
- Splits/Crosstalk Mode.
- Intermittent Fault Location.
- Measures Distance to Fault in Feet, Meters, or Time.
- Configurable for Any Cable Type and Vp (0.300 to 1.000).
- Internal Memory Waveform Storage and Trace Upload to PC Software (MCTAP-Option).
- Serial Printer Output for Stored or Displayed Waveforms.
- Accurate (± 3 ft. at 10,000 ft.)
- On-line Tutorials.
- Large Backlit Display.

CAT. NO.	UPC NO.	DESCRIPTION
TS100-01	60520	TelScout® TS100-01 Metallic TDR
TS100-01E	02110	TelScout® TDR English 220V Europe
TS100-01F	02141	TelScout® TDR French 220V EU
TS100-01G	05701	TelScout® TDR German 220V Europe
TS100-01S	05619	TelScout® TDR Spanish 120V US
TS100-0C	17350	A AC Adapter 120V (US)
174173401	16407	A Vehicle Adapter/DC Adapter
146009800	21638	R Rechargeable Internal Battery
650391700	60754	R Leads

SPECIFICATIONS

Environmental

Temperature –
 Operating: 17° F to 92° F (-15° C to +60° C).
 Non-operating: 12° F to 97° F (-20° C to +65° C).
 Humidity – 95% RH, non-condensing.
 Shock (test specification) – Survives drop of 2 m to concrete in standard soft case.
 Safety – EN 61010-1 and EN61010-031.
 EMC – EN61326.

Power

Mains Operation –
 Voltage Ranges: 110 V, 220 V, 240 V with appropriate AC to DC adapter.
 Battery Operation –
 Operating Time: 6 hrs. continuous.
 Battery Saver: Selectable for 5 to 30 minutes or disabled.

SPECIFICATIONS

Physical

Dimensions	in.	mm
Height	12	30
Width	10	25
Depth	3.5	9
Weight	lb.	kg
Net	6.4	3



TelScout® TS90



- Two Pair Test Capability.
- One-Step Setup.
- Automatic Instrument Control Mode.
- 45,000' (15 km) Fault Location Capability.
- Splash and Drip Proof.
- Single-Button Zoom Function.
- Pair Comparison Mode.
- Splits/Crosstalk Mode.
- Intermittent Fault Location.
- Measures Distance to Fault in Feet, Meters, or Time.
- Configurable for Any Cable Type and Vp (0.300 to 1.000).
- Accurate (±3 ft. at 10,000 ft.).
- On-line Tutorials.
- Large Backlit Display.

CAT. NO.	UPC NO.	DESCRIPTION
TS90	60522	TelScout® TS90
012154500	60740	Leads
THM5BAT	60756	Rechargeable Battery Pack

SPECIFICATIONS

Environmental

Temperature –
 Operating: 32° F to 77°F (0° C to +45° C).
 Non-operating: 12° F to 92°F (-20° C to +60° C).
 Humidity – 95% RH, non-condensing.
 EMI Emissions –
 EN55011 class A.
 EN60555-2.

Power

Battery Operation –
 Battery Type: Six AA Alkaline.
 Operating Time: >4.5 hrs. with backlight off.
 Battery Saver:
 Selectable for 5 to 30 minutes or disabled.

Physical

Dimensions	in.	mm
Height	5.6	141
Width	8.3	211
Depth	1.8	43
<hr/>		
Weight	lb.	kg
Net	2.2	1

CableScout™ TV90



- High performance easy to use, Time Domain Reflectometer for Coaxial testing applications.
- Employs optimized pulsing and sampling, coupled with advanced filtering and signal-processing techniques to ensure clean waveform and easy identification.
- Context-sensitive help screens for all functions.
- Small, portable and lightweight 2.2 lbs. (1kg).
- Includes rechargeable battery pack.
- Includes twisted pair adapter and test probe.

CAT. NO.	UPC NO.	DESCRIPTION
TV90	12600	TV90 CableScout™ TDR
THM5BAT	60756	Rechargeable Battery Pack
THM5AC	17299	AC Adapter 110V
TS90-0350	17398	Soft Carrying Case

SPECIFICATIONS

- Easy to operate (help screens available for all functions)
- Fast fault finding with automatic gain and vertical waveform positioning
- One-button Expand/Full View Function and zoom control.
- Precision accuracy 0-200 ft +/- 2 ft. 1% beyond.
- Range up to 4000 ft.
- High-resolution with optimizing pulse and sampling and advanced filtering
- Input Protection: 200 VDC + Peak AC.
- Rugged - designed for harsh environments
- Large 7.2-in. high-resolution backlit display.
- International power supply options

Environmental

Temperature:

Operating: 32° F to 77°F (0° C to +45° C).
 Non-Operating: 12° F to 92°F (-20° C to +60° C).

Durability: Survives Drop test of 6 foot (2m) to concrete in soft case

Power: 110 V, 220 V, 240 V with appropriate power adapter

Battery type: 6 AA Alkaline and NiCad rechargeable pack. 4.5 hours continuous operation with adjustable battery saver modes

Standards

Compliant: UL, FCC EMI, CAN/CSA, EN, and CE

CableScout™ TV220TDR



- CableScout TV220: High Performance Time Domain Reflectometer for Coaxial Applications.
- The TV220 is designed to quickly locate faults that effect digital services in the Cable TV Network.
- High Frequency acquisition system exposes faults invisible to other TDR's.
- High signal-to-noise ration (SNR) allows for precision multiple fault location accuracy.

CAT. NO.	UPC NO.	DESCRIPTION
TV220	12599	CableScout™ TV220TDR
TV220-0350	17404	Soft Carrying Case
174173401	16407	Vehicle DC Adapter/Charger
174326900	16414	Replacement Power Cord

SPECIFICATIONS

Easy to operate with on-board Tutorials
 Automatic or manual test features
 One-button zoom control.
 Trace comparison mode
 Intermittent Fault location
 Automatic event return loss
 Input protection to 400 VDC + Peak AC
 Internal memory waveform storage and trace upload to PC Software (MCTAP- Option).
 Serial output connector - print directly from unit
 Precision accuracy to +/- 4 ft. at 12,000'
 High-resolution 1 (ns) short pulse width.
 Rugged - designed for harsh environments
 Large 7.2-in. high-resolution backlit display.
 International language and power supply options

Environmental

Temperature:

Operating: 22° F to 72°F (-10° C to +40° C).

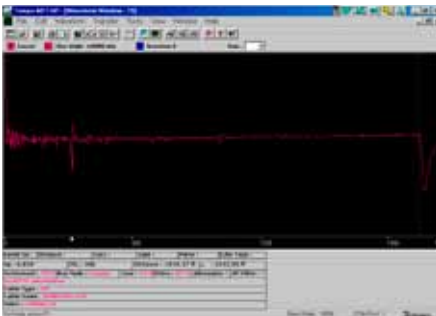
Non-Operating: 12° F to 92°F (-20° C to +60° C).

Durability: Survives Drop test of 6 foot (2m) to concrete in soft case

Power: 110 V, 220 V, 240 V with appropriate power adapter
 Battery type: Internal Lead Acid rechargeable. 8 hours continuous operation with adjustable battery saver modes

Standards Compliant: UL, FCC EMI, CAN/CSA, EN and CE

MCTAP Waveform Analysis Software for TS100/TV220



- Metallic Cable Trace Analysis Package (MCTAP) is a Windows based program for viewing and analyzing wave forms acquired by the Tempo TV220 and TS100 TDR. MCTAP may be installed on computers running Windows 95/98, Windows NT, Windows ME, 2000, XP.

CAT. NO.	UPC NO.	DESCRIPTION
MCTAP	60755	MCTAP Software

SPECIFICATIONS

- TDR waveforms that are saved in the field can be uploaded to a computer for data management and analysis
- Waveform data can be exported as BMP, JPEG, and TIF file formats for easy communication of data
- Waveform data can be exported as text or spreadsheet compatible files for use in word processors or spreadsheet programs
- Must have a RS232 port or USB/RS232 convertor to use



525-90 PON Optical Loss Test Set



- 1310/1490/1550nm.
- Automated Insertion/Return Loss measurements.
- One button AUTOTEST.
- Stores 1000 measurement results.
- Cable acceptance software for report generation and fiber optic cable management.
- Optical power meter.
- Optical return loss meter.
- Rechargeable batteries.
- Rugged package for outside plant environment.

CAT. NO.	UPC NO.	DESCRIPTION
525-90	20945	PON Optical Loss Test Set (1310/1490/1550nm)

SPECIFICATIONS

AUTOTEST INSERTION LOSS

Test Port	40dB
Measurement Range	

Calibrated Wavelengths	1310, 1490, 1550nm
------------------------	--------------------

RETURN LOSS

Measurement Range	10 to 45dB
-------------------	------------

Accuracy	.5dB
----------	------

GENERAL SPECIFICATIONS

Display Type	Graphics Liquid Crystal with Backlight
--------------	--

Fiber Type	Singlemode 9/125 um
------------	---------------------

Standard Adapter Type	FC, SC, ST other adapter options available
-----------------------	--

Laser Classification	Class 1 CFR 1040
----------------------	------------------

Operating Temperature	0° C to +50° C
-----------------------	----------------

Storage Temperature	-20° C to +60° C
---------------------	------------------

Relative Humidity	0 to 95% RH non-condensing
-------------------	----------------------------

Size	7.6 x 4.3 x 2.3 in. (19.3 x 10.9 x 5.8 cm)
------	--

Weight	2.2 lbs. (1.0 kg)
--------	-------------------

Power	Internal rechargeable NiMH
-------	----------------------------

Battery Life	> 8 hours
--------------	-----------

SPECIFICATIONS

POWER METER

Detector Type	InGaAs
Display Range	+10dBm to -70 dBm
Calibrated Wavelengths	850, 980, 1300, 1310, 1490, 1550, 1625
Absolute Accuracy	<±0.25 dB
Resolution	0.01 dB
Measurement Units	dBm, dB

SOURCE

Center Wavelength	1310nm ±30nm	1490nm ±30nm	1550nm ±30nm
Spectral Width	<5	<5	<5
Output Power	>-10dBm	>-10dBm	>-10dBm
Output Stability	<±0.15dB/8 hrs	<±0.15dB/8 hrs	<±0.15dB/8 hrs
Bulkhead Type	UCI-APC polish adapter 9-125 SM SOC Adapter		

See page 329 for available adapters.

525-60 Smart Optical Loss Test Set



- Automated bi-directional testing.
- Optical return loss measurements.
- Dual wavelength insertion loss measurements.
- Multi-mode and Single-mode models feature user settable PASS/FAIL thresholds.
- Communications between units via messaging.
- Wide dynamic range optical power meter.
- Test record storage and data management software.
- Rugged outside plant instrument package.
- Universal connector interface.

CAT. NO.	UPC NO.	DESCRIPTION
525-60-PCX	20942	1310/1550nm Smart Optical Loss Test Set - PC Connectors
525-60-APC	20943	1310/1550nm Smart Optical Loss Test Set - APC Connectors
525-60RL-APC	20944	1310/1550nm Smart Optical Loss Test Set - APC Connectors

SPECIFICATIONS

	525-60-PCX		525-60-APC		525-60RL-APC	
Instrument Type	Singlemode Smart Loss Test Set		Singlemode Smart Loss Test Set		Singlemode Smart Loss Test Set	
Interface Connector	PC Connector Interface		APC Connector Interface		APC Connector Interface	
AUTOTEST measurements	AUTOTEST performs Insertion Loss Test and Manual Return Loss		AUTOTEST performs Insertion Loss Test and Manual Return Loss		AUTOTEST performs Insertion and Return Loss in one Test	
POWER METER SPECIFICATIONS						
Detector Type	InGaAs		InGaAs		InGaAs	
Display Range	+10dBm to -70dBm		+10dBm to -70dBm		+10dBm to -70dBm	
Calibrated Wavelengths	850, 980, 1300, 1310, 1550, 1480, 1625		850, 980, 1300, 1310, 1550, 1480, 1625		850, 980, 1300, 1310, 1550, 1480, 1625	
Absolute Accuracy	±0.25dB		±0.25dB		±0.25dB	
Resolution	0.01dB		0.01dB		0.01dB	
Measurement Units	dBm, dB, W		dBm, dB, W		dBm, dB, W	
Adapter Type	UCI-UPC flat polish adapter 9/125SM		UCI-APC polish adapter 9/125 SM		UCI-APC polish adapter 9/125 SM	
SOURCE SPECIFICATIONS						
Center Wavelength	1310nm ±30nm	1550nm ±30nm	1310nm ±30nm	1550nm ±30nm	1310nm ±30nm	1550nm ±30nm
Spectral Width	<5	<5	<5	<5	<5	<5
Output Power	>-10 dBm	>-10 dBm	>-10 dBm	>-10 dBm	>-10 dBm	>-10 dBm
Output Stability	±0.15dB/ 8 hours	±0.15dB 8 hours	±0.15dB/ 8 hours	±0.15dB 8 hours	±0.15dB/ 8 hours	±0.15dB 8 hours
AUTOTEST INSERTION LOSS SPECIFICATIONS						
Test Port Measurement Range	40dB		40dB		40dB	
Calibrated Wavelengths	1310, 1550nm		1310, 1550nm		1310, 1550nm	
RETURN LOSS SPECIFICATIONS						
Measurement Range	10 to 45dB		10 to 65dB		10 to 65dB	
Accuracy	.5dB		.5dB		.5dB	
GENERAL DESCRIPTIONS						
Display Type	Graphics Liquid Crystal with Backlight		Graphics Liquid Crystal with Backlight		Graphics Liquid Crystal with Backlight	
Fiber Type	Singlemode 9/125 um		Singlemode 9/125 um		Singlemode 9/125 um	
Standard Adapter Type	FC, SC, ST other adapter options available		FC, SC, ST other adapter options available		FC, SC, ST other adapter options available	
Laser Classification	Class 1 CFR 1040		Class 1 CFR 1040		Class 1 CFR 1040	
Operating Temperature	0°C to +50°C		0°C to +50°C		0°C to +50°C	
Storage Temperature	-20°C to +60°C		-20°C to +60°C		-20°C to +60°C	
Relative Humidity	0 to 95% RH non-condensing		0 to 95% RH non-condensing		0 to 95% RH non-condensing	
Size	19.3 x 10.9 x 5.8 cm (7.6 x 4.3 x 2.3 in)		19.3 x 10.9 x 5.8 cm (7.6 x 4.3 x 2.3 in)		19.3 x 10.9 x 5.8 cm (7.6 x 4.3 x 2.3 in)	
Weight	1.0kg (2.2 lbs)		1.0kg (2.2 lbs)		1.0kg (2.2 lbs)	
Power	Internal rechargeable NiMH		Internal rechargeable NiMH		Internal rechargeable NiMH	
Battery Life	>8 hours		>8 hours		>8 hours	



525-30 Smart Optical Loss Test Set



- Automated bi-directional testing.
- Optical return loss measurements.
- Dual wavelength insertion loss measurements.
- Multi-mode and Single-mode models feature user settable PASS/FAIL thresholds.
- Communications between units via messaging.
- Wide dynamic range optical power meter.
- Test record storage and data management software.
- Rugged outside plant instrument package.
- Universal connector interface.

SPECIFICATIONS

POWER METER

Dector Type	InGaAs
Display Range	+10dBm to -70dBm
Calibrated Wavelengths	850, 980, 1300, 1310, 1550, 1480, 1625
Absolute Accuracy	±0.25 dB
Resolution	0.01 dB
Measurement Units	dBm, dB, W

SOURCE

Center Wavelength	850nm ±30nm	1300nm ±30nm
Spectral Width	<170	<170
Output Power	>-21dBm	>-21dBm
Output Stability	<±0.10dB/8 hrs	<±0.10dB/8 hrs
HOMP	0.03dB to 0.80dB	
Adapter Type	UCI-APC flat polish adapter 62.5/125 SM	

See page 329 for available adapters.

CAT. NO.	UPC NO.	DESCRIPTION
525-30-PCX	49981	850/1300nm Smart Optical Loss Test Set - PC Connectors

AUTOTEST INSERTION LOSS

Test Port

Measurement Range	25dB
Calibrated Wavelengths	850, 1300nm

GENERAL SPECIFICATIONS

Display Type	Graphics Liquid Crystal with Backlight
Fiber Type	Multimode 62.5/125 um
Standard Adapter Type	FC, SC, ST or other adapter options available
Operating Temperature	0° C to +50° C
Storage Temperature	-20° C to +60° C
Relative Humidity	0 to 95% RH non-condensing
Size	7.6 x 4.3 x 2.3 in. (19.3 x 10.9 x 5.8 cm)
Weight	2.2 lbs. (1.0 kg)
Power	Internal rechargeable NiMH
Battery Life	> 8 hours

Fiber Optic Power Meter



- Easy to use - three buttons control all functions.
- Loss measurements in (dB); power measurements in (dBm).
- 0.01dB measurement resolution.
- Multi-wavelength storage - store and recall reference power levels for faster, more efficient measurements.
- Snap-On connector interface adapts to FC, SC and ST connectors.
- Long battery life.
- User selectable auto shut-off.
- Rugged and splash-proof.
- Economically priced.

CAT. NO.	UPC NO.	DESCRIPTION
560XL	84485	Fiber Optic Power Meter

SPECIFICATIONS

OPTICAL

Calibration Wavelengths	850nm, 1300nm, 1310nm and 1550nm
Power Range	+3 dBm to -60 dBm
Accuracy	± 0.25dB
Linearity	
+3dBm to -3dBm	±0.5dB
-3dBm to -50dBm	±0.05dB
-50dBm to -60dBm	±0.5dB
Resolution	0.01dB
Power Requirements	Two AA size 1.5V batteries (approx. 100 hours continuous operation)
Connector interface	FC, SC or ST SOC Adapter

SPECIFICATIONS

ENVIRONMENTAL

Operating temperature	-15° C to +55° C
Storage temperature	-35° C to +70° C
Humidity	0 to 95% non-condensing
Dimensions	7.2 x 14.2 x 3.5 cm (2.8 x 5.6 x 1.4 in.)
Weight	241g (8.5 oz.)
CE	EN61010; EN50081-1: 1992; EN55011, Group 1, Class A EN50082-1: 1992 IEC 801-2, -3, -4

850/1300nm LED Source



SPECIFICATIONS

ENVIRONMENTAL

Operating temp.	-15° C to +55° C
Storage temp.	-35° C to +70° C
Humidity	0 to 95% non-condensing
Dimensions	7.2 x 14.2 x 3.5 cm (2.8 x 5.6 x 1.4 in.)
Weight	241g (8.5 oz.)
CE	EN61010; EN50081-1: 1992; EN55011, Group 1, Class A EN50082-1: 1992 IEC 801-2, -3, -4

- 850/1300nm wavelengths.
- Stable calibrated output.
- Easy to use.
- Continuous wave and modulated output.
- Fixed connector interface FC, SC or ST.
- Long battery life - approx. 80 hours.
- User selectable auto shut-off.
- Rugged and splash-proof.
- Economically priced.

CAT. NO.	UPC NO.	DESCRIPTION
570XL-FC	84486	850/1300nm LED source w/FC interface
570XL-SC	84487	850/1300nm LED source w/SC interface
570XL-ST	84488	850/1300nm LED source w/ST interface

SPECIFICATIONS

OPTICAL

Center Wavelengths	850nm	1300nm
Range (typical)	840nm to 880nm	1270nm to 1345nm
Max. spectral width	55nm	150nm
Stability (1 hour)	±0.05dB	±0.05dB
Typical power output		
100/140um	-13dBm	-20dBm
62.5/125um	-13dBm	-20dBm
50/125um	-14dBm	-21dBm
Modulation frequency	270 kHz, 1 kHz and 2 kHz	270 kHz, 1 kHz and 2 kHz
Power Requirements	Two AA size 1.5V batteries	Two AA size 1.5V batteries
(approx. 80 hours continuous operation)		
Connector interface	FC, SC or ST	FC, SC or ST

1310/1550nm Laser Source



SPECIFICATIONS

ENVIRONMENTAL

Operating temp.	-15° C to +55° C
Storage temp.	-35° C to +70° C
Humidity	0 to 95% non-condensing
Dimensions	7.2 x 14.2 x 3.5 cm (2.8 x 5.6 x 1.4 in.)
Weight	241g (8.5 oz.)
CE	EN61010; EN50081-1: 1992; EN55011, Group 1, Class A EN50082-1: 1992 IEC 801-2, -3, -4
CDRH Laser Class	Class 1

- 1310/1550nm wavelengths.
- Stable calibrated output.
- Easy to use.
- Continuous wave and modulated output.
- Fixed connect interface FC, SC or ST.
- Long battery life - approx. 80 hours.
- User selectable auto shut-off.
- Rugged and splash-proof.
- Economically priced.

CAT. NO.	UPC NO.	DESCRIPTION
580XL-FC	84489	1310/1550nm Laser source w/FC interface
580XL-SC	84490	1310/1550nm Laser source w/SC interface
580XL-ST	84491	1310/1550nm Laser source w/ST interface

SPECIFICATIONS

OPTICAL

Center Wavelengths	1310nm	1550nm
Range (typical)	1280nm to 1340nm	1520nm to 1580nm
Max. spectral width	<5nm	<5nm
Stability (1 hour)	±0.05dB	±0.05dB
Typical power output (9/125)		
Minimum	-8dBm	-8dBm
Typical	-7dBm	-7dBm
Modulation frequency	270 kHz, 1 kHz and 2 kHz	270 kHz, 1 kHz and 2 kHz
Power Requirements	Two AA size 1.5V batteries	Two AA size 1.5V batteries
(approx. 80 hours continuous operation)		
Connector interface	FC, SC or ST	FC, SC or ST



Visual Fault Finder



- Continuous wave output mode for steady fault location.
- Find breaks to 5km.
- Blinking output mode increases viewing contrast.
- Easy to use quick interface fits all 2.5mm connector interfaces (FC, SC, ST).
- 1.0mW output power.
- Ergonomic rotary switch permits easy one-handed operation.
- Rugged, compact and splash-proof aluminum design.
- Two AA batteries provide 48 hours continuous operation.
- Nylon belt holster included.

CAT. NO.	UPC NO.	DESCRIPTION
----------	---------	-------------

170XL	84501	Visual Fault Finder
-------	-------	---------------------

SPECIFICATIONS

OPTICAL

Light source type	635nm red laser diode
Center wavelength	
Nominal	635nm
Range (typical)	630nm to 640nm
Spectral width (FWHM)	<2nm
Typical output power	1.0mW (0dBm) into Single Mode (SMF-28) fiber
Blink frequency in MOD mode	<3hz approximate)
Power Requirements	Two AA size 1.5V batteries (Battery life Approx. 48 hours continuous operation)
Connector interface	Standard "Quick Connect" universal 2.5 mm receptacle

SPECIFICATIONS

ENVIRONMENTAL

Operating temp.	-10° C to +50° C
Storage temp.	-40° C to +60° C
Humidity	0 to 95% non-condensing
Dimensions	Length: 22 cm (9.0 in.); Diameter: 2.54 cm (1 in.)
Weight	200g (7 oz.)
CDRH Laser Class:	Class IIIa
CE	IEC 60-1-2 portion of the EN50082-1 ESD immunity requirement EN50082-1: 1992 IEC 801-2, -3, -4

Multimode Fiber Optic Test Set



- Insertion loss test set for multimode fiber.
- 850/1300nm loss measurements.
- Connector for FC, SC or ST.
- Rugged package design.
- Easy to use portable package.
- Economically priced.

CAT. NO.	UPC NO.	DESCRIPTION
----------	---------	-------------

5670-FC	84492	Multimode Fiber Optic Test Set w/FC interface
5670-SC	84493	Multimode Fiber Optic Test Set w/SC interface
5670-ST	84494	Multimode Fiber Optic Test Set w/ST interface

KIT SPECIFICATIONS

5670-FC INCLUDES:

- 560XL Optical Power Meter
- 570XL-FC 850/1300nm LED Source w/FC Connector
- T1020 FC/PC SOC Adapter
- 914B Carrying Case

5670-SC INCLUDES:

- 560XL Optical Power Meter
- 570XL-SC 850/1300nm LED Source w/SC Connector
- 1062 SC/PC SOC Adapter
- 914B Carrying Case

5670-ST INCLUDES:

- 560XL Optical Power Meter
- 570XL-ST 850/1300nm LED Source w/ST Connector
- T1030 ST/PC SOC Adapter
- 914B Carrying Case

Singlemode Fiber Optic Test Set



- Insertion loss test set for singlemode fiber.
- 1310/1550nm loss measurements.
- Connector for FC, SC or ST.
- Rugged package design.
- Easy to use portable package.
- Economically priced.

CAT. NO.	UPC NO.	DESCRIPTION
5680-FC	84495	Singlemode Fiber Optic Test Set w/FC interface
5680-SC	84496	Singlemode Fiber Optic Test Set w/SC interface
5680-ST	84497	Singlemode Fiber Optic Test Set w/ST interface

KIT SPECIFICATIONS

5680-FC INCLUDES:

- 560XL Optical Power Meter
- 580XL-FC 1310/1550nm Laser Source w/FC Connector
- T1020 FC/PC SOC Adapter
- 914B Carrying Case

5680-SC INCLUDES:

- 560XL Optical Power Meter
- 580XL-SC 1310/1550nm Laser Source w/SC Connector
- 1062 SC/PC SOC Adapter
- 914B Carrying Case

5680-ST INCLUDES:

- 560XL Optical Power Meter
- 580XL-ST 1310/1550nm Laser Source w/ST Connector
- T1030 ST/PC SOC Adapter
- 914B Carrying Case

Multimode and Singlemode Fiber Optic Test Set



- Insertion loss test set for multimode and singlemode fiber.
- 850/1300nm Loss measurements.
- 1310/1550nm Loss measurements.
- Connector for FC, SC or ST.
- Rugged package design.
- Easy to use portable package.
- Economically priced.

CAT. NO.	UPC NO.	DESCRIPTION
5890-FC	84498	Multimode and Singlemode Fiber Optic Test Set w/FC interface
5890-SC	84499	Multimode and Singlemode Fiber Optic Test Set w/SC interface
5890-ST	84500	Multimode and Singlemode Fiber Optic Test Set w/ST interface

KIT SPECIFICATIONS

5890-FC INCLUDES:

- 560XL Optical Power Meter
- 570XL-FC 850/1300nm LED Source w/FC Connector
- 580XL-FC 1310/1550nm Laser Source w/FC Connector
- T1020 FC/PC SOC Adapter
- 915B Carrying Case

5890-SC INCLUDES:

- 560XL Optical Power Meter
- 570XL-SC 850/1300nm LED Source w/SC Connector
- 580XL-SC 1310/1550nm Laser Source w/SC Connector
- 1062 SC/PC SOC Adapter
- 915B Carrying Case

5890-ST INCLUDES:

- 560XL Optical Power Meter
- 570XL-ST 850/1300nm LED Source w/ST Connector
- 580XL-ST 1310/1550nm Laser Source w/ST Connector
- T1030 ST/PC SOC Adapter
- 915B Carrying Case



920XC Handheld Multimode OTDR

NEW



- Economical.
- Compact handheld design.
- Easy to use.
- Fast automated testing.
- Up to 22db dynamic range.
- Large backlight LCD display.
- Measure length and defects of coiled fiber.
- Fiber analysis software for data management and report generation.
- RS-232/USB interface.
- NiMH batteries for 8 hours continuous use.

CAT. NO.	UPC NO.	DESCRIPTION
920XC-20M PC FC	25688	Handheld OTDR, 850/1300nm, FC/PC
920XC-20M PC SC	25689	Handheld OTDR, 850/1300nm, SC/PC
920XC-20M PC ST	25690	Handheld OTDR, 850/1300nm, ST/PC
946	60571	A Cleaning Wand 10/PK
948	60692	A REEL Cleener CONN Cleaner (948)
20988	20988	A Soft Carrying Case
20989	20989	R USB Cable for OTDR
20990	20990	R RS-232 Cable
AC-CONN-FC-L2	20996	A FC Connector (for UPC & APC)
AC-CONN-ST-L2	20997	A ST Connector (for UPC only)
AC-CONN-SC-L2	20998	A SC Connector (for UPC & APC)
AC-ADPT-20-UNIV	25691	A Power Supply Universal
920XC-QR	25692	R Quick Reference Guide - UN
20999	20999	R NiMH Battery (9.6V)
1155-0526	10582	A Car Adapter
920XC-SM-MM	26307	OTDR Kit - Single and Multimode OTDR Kit.

MULTIMODE SPECIFICATIONS

Fiber Type	920XC-20M	
Wavelength (± 20nm)	850	1300
Dynamic Range (dB)	18	22
Event deadzone (m)	7	
Attenuation Deadzone (m)	20	
Emitter Type	LED	
Pulsewidth (ns)	12/30/100/275/1us	30/100/275/1us/2us
Selectable Ranges (km)	0.1/0.3/0.5/1.3/2.5/5/10	0.1/0.3/0.5/1.3/2.5/5/10/20/40/80
Average Time	15s/30s/1 min/2 min/3 min	
Distance measurement accuracy	±(1m + 5 X 10 ⁻⁵ x distance + sampling space)	
Connector Type	PC (interchangeable FC, SC, ST)	
FIBER ANALYSIS SOFTWARE		
Reflection detect accuracy	±4 dB	
Attenuation detect accuracy	±0.05 dB/dB	
Measurement data storage	1,000 test curves	
Data transmission	RS-232/USB port	
GENERAL		
Power Supply	NiMH chargeable battery/AC adapter	
Battery Life	Support over 8 hours operating on one charge or over 20 hours standby	
Operating Temperature	-10° to 50° C	
Storage Temperature	-20° to 60° C	
Relative Humidity	0 to 95% (non-condensing)	
Weight	1.9 lbs. (0.87 kg)	
Dimensions	7.7" H x 3.9" W x 2.4" L (196mm x 100mm x 64mm)	

Communications

INTERNATIONAL

Tel: +1.815.397.7070
Fax: +1.815.397.9247

CANADA

Tel: 800.435.0786
Fax: 800.524.2853

USA

Tel: 800.435.0786
Fax: 800.451.2632

920XC Handheld Singlemode OTDR

NEW


- Up to 38db dynamic range.
- Large backlight LCD display.
- Measure length and defects of coiled fiber.
- Fiber analysis software for data management and report generation.
- 1625 nm operation for live fiber testing.
- RS-232/USB interface.

CAT. NO.	UPC NO.	DESCRIPTION
920XC-20C UPC SC	89882	Handheld OTDR, 1310/1550nm, SC/UPC
920XC-20C UPC FC	89872	Handheld OTDR, 1310/1550nm, FC/UPC
920XC-20C UPC ST	89877	Handheld OTDR, 1310/1550nm, ST/UPC
920XC-20C APC SC	89892	Handheld OTDR, 1310/1550nm, SC/APC
920XC-20C APC FC	89887	Handheld OTDR, 1310/1550nm, FC/APC
920XC-30P UPC SC	19237	Handheld OTDR, 1310/1490/1550nm, SC/UPC
920XC-30P UPC FC	19238	Handheld OTDR, 1310/1490/1550nm, FC/UPC
920XC-30P UPC ST	19239	Handheld OTDR, 1310/1490/1550nm, ST/UPC
920XC-30P APC SC	19240	Handheld OTDR, 1310/1490/1550nm, SC/APC
920XC-30P APC FC	19252	Handheld OTDR, 1310/1490/1550nm, FC/APC
920XC-30F UPC SC	19247	Handheld OTDR, 1310/1550/1625nm, SC/UPC
920XC-30F UPC FC	19248	Handheld OTDR, 1310/1550/1625nm, FC/UPC
920XC-30F UPC ST	19251	Handheld OTDR, 1310/1550/1625nm, ST/UPC
920XC-30F APC SC	19249	Handheld OTDR, 1310/1550/1625nm, SC/APC
920XC-30F APC FC	19250	Handheld OTDR, 1310/1550/1625nm, FC/APC
946	60571	A Cleaning Wand 10/PK
948	60692	A REEL Cleaner CONN Cleaner (948)
20988	20988	A Soft Carrying Case
20989	20989	R USB Cable for OTDR
20990	20990	R RS-232 Cable
AC-CONN-FC-L2	20996	A FC Connector (for UPC & APC)
AC-CONN-ST-L2	20997	A ST Connector (for UPC only)
AC-CONN-SC-L2	20998	A SC Connector (for UPC & APC)
AC-ADPT-20-UNIV	25691	A Power Supply Universal
920XC-QR	25692	R Quick Reference Guide - UN
20999	20999	R NiMH Battery (9.6V)
1155-0526	10582	A Car Adapter
920XC-SM-MM	26307	OTDR Kit - Single and Multimode OTDR Kit.

SINGLEMODE SPECIFICATIONS

Fiber Type	920XC-20C	920XC-30F	920XC-30P
Wavelength (\pm 20nm)	1310/1550	1310/1550/1625	1310/1490/1550
Dynamic Range (dB)	35	38	38
Event deadzone (m)	2.5	1.5	2.5
Attenuation Deadzone (m)	14	10	14
Emitter Type	Laser		
Pulsewidth (ns)	5, 10, 30, 100, 300, 1 μ s, 2.5 μ s, 10 μ s, 20 μ s		
Selectable Ranges (km)	0.3/1.3/2.5/5/10/20/40/80/120/160/240		
Average Time	15s/30s/1 min/2 min/3 min		
Distance measurement accuracy	$\pm(1m + 5 X 10^{-5} \times \text{distance} + \text{sampling space})$		
Connector Type	PC or APC (interchangeable FC, SC, ST)		
VISUAL FAULT LOCATOR			
Wavelength	650 nm		n/a
Peak power output	3 mw		n/a
Connector interface	(interchangeable FC, SC, ST)		n/a
FIBER ANALYSIS SOFTWARE			
Reflection detect accuracy	± 4 dB		
Attenuation detect accuracy	± 0.05 dB/dB		
Measurement data storage	1,000 test curves		
Data transmission	RS-232/USB port		
GENERAL			
Power Supply	NiMH chargeable battery/AC adapter		
Battery Life	Support over 8 hours operating on one charge or over 20 hours standby		
Operating Temperature	-10° to 50° C		
Storage Temperature	-20° to 60° C		
Relative Humidity	0 to 95% (non-condensing)		
Weight	1.9 lbs. (0.87 kg)		
Dimensions	7.7" H x 3.9" W x 2.4" L (196mm x 100mm x 64mm)		

N = NEW PRODUCT **R** = REPLACEMENT PART **A** = ACCESSORY

Communications
USA

Tel: 800.435.0786
Fax: 800.451.2632

CANADA

Tel: 800.435.0786
Fax: 800.524.2653

INTERNATIONAL

Tel: +1.815.397.7070
Fax: +1.815.397.9247

315



Optical Fiber Monitors



OFM1020



OFM130

OFM1020

- mm Resolution.
- Zero Deadzone.
- 90dB Return loss dynamic range.
- 850/1300 nm operation.
- Measure optical components, cables and sensors.
- Monitor bend loss and fiber stress.
- Universal optical interface.
- Ruggedized for field deployment.
- AC/DC operation.
- Custom configurations available (fiber, outputs, wavelengths).

OFM130






- mm Resolution.
- Zero Deadzone.
- 85dB Return loss dynamic range.
- 1310/1490/1550/1625 nm operation.
- Measure optical components, cables and sensors.
- Analyze optical amplifiers.
- Monitor bend loss and fiber stress.
- Custom configurations available (fiber, outputs, wavelengths).

CAT. NO.	UPC NO.	DESCRIPTION
OFM1020-85M10	21100	Ruggedized Short Wavelength Hi-Res OTDR with Cal-Kit
TFM150-C	25894	Tunable C-Band Hi-Res OTDR
3030-013	10110	Long Wavelength Hi-Res OTDR

SPECIFICATIONS

Fiber Type	OFM1020	OFM130	TFM150
DISTANCE			
Range		0-20 km (65,000 ft.)	
Accuracy		0.02% + 2.5cm (1")	
Single Point Resolution		5 mm (0.2")	
Two Point Resolution		10 cm (4")	
DEADZONE			
Event		12 cm typical (5")	
Attenuation		38 cm typical (15")	
RETURN LOSS			
Dynamic Range	90dB		85dB
Accuracy		±1.0dB	
INSERTION LOSS, FRESNEL			
Dynamic Range	40dB		35dB
Accuracy		±0.3dB	
INSERTION LOSS, RAYLEIGH			
Dynamic Range	20dB		15dB
Accuracy		±0.02 dB	
WAVELENGTH			
Accuracy	40 nm	40 nm	0.12 nm
Spectral Width	20 nm	20 nm	<0.3 nm
MECHANICAL			
Size	36 cm x 48 cm x 20 cm (14.2"x18.9"x7.9")	35 cm x 39 cm x 20 cm (13.8"x15.3"x7.9")	57 cm x 47 cm x 19 cm (22.4"x18.5"x7.5")
Weight	11 kg (24 lb.)	9.5 kg (21 lb.)	16 kg (36 lb.)
POWER			
AC		110/220V, 60/400Hz	
DC	24V	n/a	n/a

Optical Loss Test Sets

MODEL NO.	523B-13/15	105202K	6052B2K	60556MT	253B+557B
PACKAGE	Handheld	Palm-sized	Palm-sized	Palm-sized	Palm-sized
SOURCE TYPE	Laser	Laser	LED	LED	LED
CALIBRATION WAVELENGTHS (nm)	1310/1550	1310/1550	850/1300	850/1300	650
MEASUREMENT RANGE	+3 to -75dBm	+3 to -60dBm	+3 to -60dBm	+3 to -60dBm	+3 to -60dBm
MEASUREMENT UNITS	dB, dBm, W	dB, dBm	dB, dBm	dB, dBm	dB, dBm
Storage Capability	✓				
Single-mode	✓	✓			
Multimode (glass)			✓	✓	
Multimode (POF)					✓
Talk Function					
					
	523B-13/15	105202K	6052B2K	60556MT	253B + 557B

Advanced Single-Mode Optical Loss Test Set



- Incorporates a stable dual 1310nm/1550nm laser source and optical power meter in a convenient self-contained package to perform insertion loss and link loss testing.
- Large, backlit LCD makes it easy to view power levels and calibration wavelengths.
- Operation is simple due to the user-friendly keypad and intuitive controls.
- Remote operation permits the automation of tedious or repetitive measurements.
- Rubber boot protects against dropping.
- Rugged and splashproof.
- Indium-gallium-arsenide (InGaAs) photodetector.
- 1310/1550nm dual laser source.
- +3dBm to -75dBm measurement range.
- PASS/FAIL testing with audible signal.
- Manual or timer-driven data logging for periods from one second to one hour.
- Data storage for 1,000 measurements.
- RS232 interface for instrument configuration and data transfer to a PC-compatible workstation or serial printer.
- Powered by a rechargeable nickel-metal hydride (NiMH) battery pack, four alkaline batteries or AC adapter.
- Built-in NiMH battery charger with external power supply.

CAT. NO.	UPC NO.	DESCRIPTION
523B-13/15	60550	Advanced Single-Mode Optical Loss Test Set

Requires one SOC and one UCI connector adapter (See pages 329 and 330). Source output is directly compatible with PC connectors. For APC use hybrid cable approach (See page 331).



fiberTOOLS® Single-Mode Optical Loss Test Sets



- These conveniently packaged test sets are used to test, troubleshoot and maintain Telco, CATV, LAN and other single-mode network applications. The Basic Set can be used to measure output power and certify end-to-end attenuation on deployed fiber spans.
- Easy to use, all-in-one prepackaged kit.
- Dual wavelength 1310/1550nm source covers all requirements.
- Source has stable, calibrated output.
- Rugged, splashproof instruments.
- Water- and air-tight hard carrying case.
- Meets the link certification requirements of TIA-568B and ISO/IEC-11801.
- 0.01dB measurement resolution.
- Two AA batteries provide power for over 100 hours in the optical power meters, over 50 hours in the LED sources and over 48 hours in the visual fault finder.

Basic Sets Include:

- 555B Optical Power Meter plus adapter.
- 262A Dual Wavelength 1310/1550nm Laser Source plus adapters.
- Hard carrying case (900B).

Deluxe Sets Include:

- Basic Set contents.
- Visual fault finder T160.
- Connector cleaner.
- Cleaning wands.

CAT. NO.	UPC NO.	DESCRIPTION
----------	---------	-------------

Basic Single-Mode Test Sets

10520E2	60611	Basic SM Test Set E2000-PC
105202K	60608	Basic SM Test Set, FC-PC
105203K	60609	Basic SM Test Set, ST-PC
105206K	60610	Basic SM Test Set, SC-PC
1052011	60607	Basic SM Test Set, DIN

Deluxe Single-Mode Test Sets

11520E2	60618	Deluxe SM Test Set E2000-PC
115202K	60615	Deluxe SM Test Set, FC-PC
115203K	60616	Deluxe SM Test Set, ST-PC
115206K	60617	Deluxe SM Test Set, SC-PC
115201U	60614	Deluxe SM Test Set, DIN
90ACK	60686	AC/Main Power Converter 120V (one required per handheld unit)



To accommodate other connector types, see our SOC/UCI adapters on pages 329 and 330 and reference cables on page 333.

Communications

INTERNATIONAL

Tel: +1.815.397.7070
Fax: +1.815.397.9247

CANADA

Tel: 800.435.0786
Fax: 800.524.2853

USA

Tel: 800.435.0786
Fax: 800.451.2632

fiberTOOLS® Multimode Optical Loss Test Sets



- These conveniently packaged test sets are used to test, troubleshoot and maintain LAN and other network applications.
- Easy to use, all-in-one prepackaged kit.
- Dual wavelength 850/1300nm LED source(s) covers all requirements.
- Rugged, splashproof instruments.
- Water- and air-tight hard carrying case.
- Meet the link certification requirements of TIA-568B and ISO/IEC-11801.
- 0.01dB measurement resolution.
- Two AA batteries provide power for over 100 hours in the optical power meters, over 24 hours in the LED sources and over 48 hours in the visual fault finder.

Basic Sets Include:

- 555B Optical Power Meter plus adapter.
- 252B Dual Wavelength 850/1300nm LED Source plus 2x adapters.
- Hard carrying case (900B).

Deluxe Sets Include:

- Basic Set contents.
- Visual fault finder T160L.
- Connector cleaner.
- Cleaning wands.

CAT. NO.	UPC NO.	DESCRIPTION	CAT. NO.	UPC NO.	DESCRIPTION
MM 50/125		BASIC MULTIMODE TEST SETS	MM 50/125		DELUXE MULTIMODE TEST SETS
5052BE2	60627	Basic MM Test Set, E2000-PC	5152BE2	60635	Deluxe MM Test Set E2000-PC
5052B2K	60624	Basic MM Test Set, FC-PC	5152B2K	60632	Deluxe MM Test Set, FC-PC
5052B3K	60625	Basic MM Test Set, ST-PC	5152B3K	60633	Deluxe MM Test Set, ST-PC
5052B6K	60626	Basic MM Test Set, SC-PC	5152B6K	60634	Deluxe MM Test Set, SC-PC
5052BIU	60623	Basic MM Test Set, DIN	5152BIU	60631	Deluxe MM Test Set DIN
90ACK	60686	AC/Main Power Converter 120V (one required per handheld unit)	90ACK	60686	AC/Main Power Converter 120V (one required per handheld unit)

fiberTOOLS® MT-RJ Optical Loss Test Sets



- Our MT-RJ Test Sets provide all the equipment required to test, troubleshoot and certify multimode optical links.
- Easy to use, all-in-one prepackaged kit.
- Both 850 and 1300nm LED sources available.
- Rugged, splashproof instruments.
- Conveniently packaged in a water- and air-tight hard case.
- Meets the link certification requirements of TIA-568B and ISO/IEC-11801.
- 0.01dB measurement resolution.
- Two AA batteries provide power for over 100 hours in the optical power meters, over 24 hours in the LED sources and over 48 hours in the visual fault finder.

Basic Single Wavelength Test Sets Include:

- 556MT Optical Power Meter plus MT-RJ adapter.
- 255MT (1300nm) or 257MT (850nm) LED Source.
- Hard carrying case (900B).

Dual Wavelength Deluxe Test Sets Include:

- 556MT Optical Power Meter plus MT-RJ adapter.
- 255MT 1300nm MT-RJ LED Source.
- 257MT 850nm MT-RJ LED Source.
- MTRJ connector cleaner.
- Hard carrying case (901B).
- 263MT MT-RJ visual fault finder.
- Cleaning wands.

CAT. NO.	UPC NO.	DESCRIPTION
Single Wavelength MT-RJ Test Sets		
60556MT	60555	Basic MM Test Set, 1300nm
60576MT	60727	Basic MM Test Set, 850nm
Dual Wavelength 850/1300nm MT-RJ Test Sets		
90ACK	60686	AC/Main Power Converter 120V (one required per handheld unit)

Optical Power Meters

MODEL NO.	522B	522B-HP	555B	556MT	557B	558B
PACKAGE	Handheld	Handheld	Palm-sized	Palm-sized	Palm-sized	Palm-sized
DETECTOR TYPE	1 mm InGaAs	Filtered 2 mm InGaAs	1 mm InGaAs	3 mm Ge	3 x 3.5 mm Silicon	Filtered 2 mm InGaAs
CALIBRATION WAVELENGTHS (nm)	850/980/1310/1480/1550/1625	850/980/1310/1480/1550/1625	850/1300/1310/1550	850/1300/1550	635/780/850	980/1310/1550
MEASUREMENT RANGE	+3 to -75dBm	+25 to -53dBm	+3 to -60dBm	+3 to -40dBm	+3 to -60dBm	+25 to -30dBm
MEASUREMENT UNITS	dB, dBm, mW	dB, dBm, mW	dB, dBm	dB, dBm	dB, dBm	dB, dBm
OPTICAL POWER METER INTERFACE TYPE	SOC Adapter	SOC Adapter	SOC Adapter	SOC Adapter	SOC Adapter	SOC Adapter
User-Selectable Auto Shutoff	✓	✓	✓	✓	✓	✓
Storage Capability	✓	✓				



522B



522B-HP



555B



556MT



557B



558B

Advanced Optical Power Meters



522B

- Designed for insertion loss and link loss measurements using an external light source.
- Large, backlit LCD makes it easy to view power levels and calibration wavelengths.
- Operation is simple due to the user-friendly keypad and intuitive controls.
- Remote operation permits the automation of tedious or repetitive measurements.
- Rubber boot protects against dropping.
- Rugged and splashproof.
- 850nm, 980nm, 1310nm, 1480nm, 1550nm and 1625nm calibration wavelengths.
- InGaAs photodetector.
- +3dBm to -75dBm measurement range.
- PASS/FAIL testing with audible signal.
- Manual or timer-driven data logging for periods from one second to one hour.
- Data storage for 1,000 measurements.
- RS232 interface for instrument configuration and data transfer to a PC-compatible workstation or serial printer.
- Powered by a rechargeable nickel-metal hydride (NiMH) battery pack, four alkaline batteries or AC adapter.
- Built-in NiMH battery charger with external power supply.



To accommodate other connector types, see our SOC/UCI adapters on pages 329 and 330 and reference cables on page 333.

CAT. NO.	UPC NO.	DESCRIPTION
522B	60548	Advanced Optical Power Meter, Medium Power to +3dBm
522B-HP	60549	Advanced Optical Power Meter, High Power to +27dBm

Requires one Snap-On Connector (SOC) interface (See pages 329 and 330). Compatible with both PC and APC connectors.

InGaAs Optical Power Meter



- Suitable for power measurements on both laser and LED based single-mode and multimode fiber optic systems.
- Easy to use; three buttons control all essential functions.
- Multi-wavelength reference stores and recalls reference power levels for faster, more efficient measurement.
- Rubber boot protects against dropping.
- Rugged and splashproof.
- 850nm, 1300nm, 1310nm and 1550nm calibration wavelengths.
- InGaAs detector.
- +3 to -60dBm measurement range.
- 0.01dB measurement resolution.
- Relative logarithmic dB and absolute logarithmic dBm units.
- User-selectable auto shutoff.
- Two AA batteries provide power for over 100 hours.
- Optional AC power converter/adaptor is available for prolonged or benchtop use.

CAT. NO.	UPC NO.	DESCRIPTION
----------	---------	-------------

555B	60567	InGaAs Optical Power Meter
90ACK	60686	AC/Main Power Converter 120V (one required per handheld unit)

Requires one Snap-On Connector (SOC) interface (See pages 329 and 330). Compatible with both PC and APC connectors.

Ge MT-RJ Optical Power Meter



- Pair with an LED source to test insertion loss of multimode MT-RJ fiber optic cables and connectors or use independently to perform link loss testing of installed cable plants.
- Easy to use; three buttons control all essential functions.
- Multi-wavelength reference storage capability permits convenient insertion and link loss testing at different transmission windows.
- Wide area detector allows for testing of each channel individually, simultaneously or alternating between the two channels.
- Rubber boot protects against dropping.
- Rugged and splashproof.
- 850nm, 1300nm and 1550nm NIST traceable calibration wavelengths.
- Special extra-large area germanium detector.
- +3 to -40dBm measurement range.
- -0.01dB measurement resolution.
- Relative logarithmic dB and absolute logarithmic dBm units.
- User-selectable auto shutoff.
- Two AA batteries provide power for over 100 hours.
- Optional AC power converter/adaptor is available for prolonged or benchtop use.

CAT. NO.	UPC NO.	DESCRIPTION
----------	---------	-------------

556MT	60552	Ge MT-RJ Optical Power Meter
90ACK	60686	AC/Main Power Converter 120V (one required per handheld unit)

Requires one T13A2 for MT-RJ Snap-On Connector (SOC) adapter (See page 330).
Compatible with both PC and APC connectors.



Silicon Optical Power Meter



- Optimized for power measurements on fiber optic systems based on single-mode, multimode, plastic or large core glass optical fibers and using near-infrared or visible light sources.
- Easy to use; three buttons control all essential functions.
- Multi-wavelength reference stores and recalls reference power levels for faster, more efficient measurement.
- Rubber boot protects against dropping.
- Rugged and splashproof.
- 635nm, 780nm and 850nm calibration wavelengths.
- 3 x 3.5 mm Silicon detector.
- +3 to -60dBm measurement range.
- 0.01dB measurement resolution.
- Relative logarithmic dB and absolute logarithmic dBm units.
- User-selectable auto shutoff.
- Two AA batteries provide power for over 100 hours.
- Optional AC power converter/adaptor is available for prolonged or benchtop use.

CAT. NO.	UPC NO.	DESCRIPTION
557B	60553	Silicon Optical Power Meter
90ACK	60686	AC/Main Power Converter 120V (one required per handheld unit)

Requires one Snap-On Connector (SOC) interface (See pages 329 and 330). Compatible with both PC and APC connectors.



To accommodate other connector types, see our SOC/UCI adapters on pages 329 and 330 and reference cables on page 333.

High Intensity InGaAs Optical Power Meter







- Suitable for power measurements on high power single-mode and DWDM fiber optic systems.
- Easy to use; three buttons control all essential functions.
- Multi-wavelength reference stores and recalls reference power levels for faster, more efficient measurement.
- Rubber boot protects against dropping.
- Rugged and splashproof.
- 980nm, 1310nm and 1550nm calibration wavelengths.
- +25 to -30dBm measurement range at 1310/1550nm.
- 0.01dB measurement resolution.
- Relative logarithmic dB and absolute logarithmic dBm units.
- User-selectable auto shutoff.
- Two AA batteries provide power for over 100 hours.
- Optional AC power converter/adaptor is available for prolonged or benchtop use.

CAT. NO.	UPC NO.	DESCRIPTION
558B	60568	High Intensity InGaAs Optical Power Meter
90ACK	60686	AC/Main Power Converter 120V (one required per handheld unit)

Requires one Snap-On Connector (SOC) interface (See pages 329 and 330). Compatible with both PC and APC connectors.

Fault Locators and Light Detectors

MODEL	170XL	263LX	263MT	510 LS SENSOLITE®
TYPE	Visible Laser	Visible Laser	Visible Laser	Light Detector (Ge)
WAVELENGTH (NM)	635nm (red)	635nm (red)	635nm (red)	630 to 1600nm
DISTANCE	Up to 5 km (very bright)	Up to 3 km (very bright)	Up to 1 km (bright)	
LIFE / BATTERY TYPE	48 hours (2 AA)	40 hours (2 AA)	24 hours (2 AA)	1 year (2 AA)
OPTICAL INTERFACE TYPE	2.5 mm Universal Interface	Fixed FC-PC Interface	Fixed MT-RJ Interface	Universal Interface
Single-mode	✓	✓		
Multimode		✓	✓	✓
				
	170XL	263LX	263MT	510LS

FC-PC and MT-RJ Visual Fault Finders



- Used to quickly locate bending loss and breaks in optical fibers, and to identify bad connectors.
- 635nm red laser makes fiber breaks and bending losses easily visible.
- Stable, calibrated output.
- Continuous wave output mode for steady fault illumination.
- Blinking output mode increases viewing contrast.
- Optional AC power converter/adaptor is available for prolonged or benchtop use.
- Proven, reliable and compact design.
- Economically priced.
- Rugged and splashproof.
- 263LX model includes fixed FC-PC interface, for use with optional FoPro® Adapter Cable or user-supplied hybrid cable (See page 333).
- 263MT model is designed for MT-RJ duplex connectors to test both fibers simultaneously.
- LX model has a range up to 3 km. MT model has a range up to 1 km.
- More than 40 hours of continuous operation.

CAT. NO.	UPC NO.	DESCRIPTION
263LX	60538	Visual Fault Finder
263MT	60539	MT-RJ Visual Fault Finder
90ACK	60686	AC/Main Power Converter 120V (one required per handheld unit)

Communications

USA

Tel: 800.435.0786
Fax: 800.451.2632

CANADA

Tel: 800.435.0786
Fax: 800.524.2653

INTERNATIONAL

Tel: +1.815.397.7070
Fax: +1.815.397.9247



SensoLITE® Visible/Invisible Light Detector



- Identifies live multimode and single-mode fibers.
- Helps prevent accidental eye exposure to hazardous laser radiation.
- Simple one-button test.
- Patented light baffle accepts all standard fiber optic connector types, bare fiber and even fiber loop.
- Includes both audible and visible indicators.
- Unique design permits testing in bright light conditions.
- Wide sensitivity from +25dBm to -55dBm.
- Detects visible and invisible light wavelengths from 630nm to 1600nm.
- Operates for approximately one year on two AA batteries.
- Automatic battery check.

CAT. NO.	UPC NO.	DESCRIPTION
510LS	60566	SensoLITE® Visible/Invisible Light Detector

Bare Fiber Adapter



- Allows temporary connection of 125 micron multimode or single-mode fiber to measuring equipment such as Sources, Optical Power Meters and Fault Locators with an FC-style connector. Connection to other common fiber optic connector styles can be accomplished with a hybrid test jumper.
- Short 5 mm minimum strip length provides easy insertion into the capillary and avoids fiber breakage.
- Reusable.
- Includes a durable 2.5 mm tungsten carbide ferrule and a ferrule cleaning tool.

CAT. NO.	UPC NO.	DESCRIPTION
55456	55456	Bare Fiber Adapter (125µm, FC-style connector)

LED Sources

MODEL	252B	253B	255MT	257MT
SOURCE TYPE	LED	LED	LED	LED
WAVELENGTHS (NM)	850/1300	650	1300	850
OPTICAL INTERFACE TYPE	SOC Universal	SOC Universal	Fixed MT-RJ	Fixed MT-RJ
Continuous and Modulated Output Modes	✓	✓	✓	✓
User-selectable Auto Shutoff	✓	✓	✓	✓
Single-mode	✓		✓	
Multimode (glass)	✓		✓	✓
Multimode (plastic)		✓		



252B



253B



255MT



257MT

Dual Wavelength LED Source



- Perform multimode insertion loss and link loss measurements on Local Area Networks (LAN), premises networks and Fiber Distributed Data Interface (FDDI) installations.
- Stable, calibrated output.
- Proven, reliable and compact design.
- Easy to use; three buttons control all essential functions.
- Rubber boot protects against dropping.
- Rugged and splashproof.
- Single unit combines 850nm and 1300nm calibrated wavelengths.
- Nominal output for 62.5/125 is -13dBm for 850nm and -20dBm for 1300nm.
- Continuous and modulated output modes.
- User-selectable auto shutoff.
- TIA-568B compliant.
- Two AA batteries provide power for over 24 hours.
- Optional AC power converter/adaptor is available for prolonged or benchtop use.

CAT. NO.	UPC NO.	DESCRIPTION
252B	60530	Dual 850/1300nm LED Source
90ACK	60686	AC/Main Power Converter 120V (one required per handheld unit)

Requires two Snap-On Connector (SOC) adapters (See pages 329 and 330).



Single Wavelength 650nm LED Source



- Performs multimode insertion loss and link loss measurements when paired with an optical power meter for POF testing.
- Stable, calibrated output.
- Proven, reliable and compact design.
- Easy to use; two buttons control all essential functions.
- Rubber boot protects against dropping.
- Rugged and splashproof.
- Nominal output into 200/230 is -15dBm.
- Continuous and modulated output modes.
- User-selectable auto shutoff.
- Two AA batteries provide power for over 24 hours.
- Optional AC power converter/adaptor is available for prolonged or benchtop use.

CAT. NO.	UPC NO.	DESCRIPTION
253B	60531	650nm LED Source
90ACK	60686	AC/Main Power Converter 120V (one required per handheld unit)

Requires one Snap-On Connector (SOC) adapter (See pages 329 and 330).



To accommodate other connector types, see our UCI adapters on pages 329 and 330 and reference cables on page 333.

MT-RJ Dual Channel LED Sources



255MT

- Test insertion loss of multimode MT-RJ fiber optic cables and connectors, or pair with an optical power meter for link loss testing of installed cable plants.
- Stable, calibrated output.
- Proven, reliable and compact design.
- Easy to use; two buttons control all essential functions.
- Rubber boot protects against dropping.
- Rugged and splashproof.
- 255MT model has a 1300nm wavelength.
- 257MT model has an 850nm wavelength.
- Nominal output for 62.5/125 is -20dBm for both 850nm and 1300nm.
- Continuous and alternating output modes.
- Fixed MT-RJ interface.
- User-selectable auto shutoff.
- Two AA batteries provide power for over 24 hours.
- Optional AC power converter/adaptor is available for prolonged or benchtop use.

CAT. NO.	UPC NO.	DESCRIPTION
255MT	60533	MT-RJ Dual Channel LED Source 1300nm
257MT	60536	MT-RJ Dual Channel LED Source 850nm
90ACK	60686	AC/Main Power Converter 120V (one required per handheld unit)

Laser Sources

MODEL	262A	265A
SOURCE TYPE	Fabry-Perot Laser	Fabry-Perot Laser
WAVELENGTHS (NM)	1310/1550	1310
OPTICAL INTERFACE TYPE	UCI	UCI
Continuous and Modulated Output Modes	✓	✓
User-selectable Auto Shutoff	✓	✓
Single-mode	✓	✓



262A



265A

1310/1550 Dual Wavelength Laser Source



- Performs single-mode insertion loss and link loss measurements when paired with an optical power meter.
- Single output interface simplifies dual wavelength measurements.
- Stable, calibrated output.
- Proven, reliable and compact design.
- Easy to use; three buttons control all essential functions.
- Rubber boot protects against dropping.
- Rugged and splashproof.
- Single unit toggles between 1310nm and 1550nm wavelengths.
- Fabry-Perot laser diodes.
- Calibrated output power is nominal -7.0dBm.
- Continuous and modulated output modes.
- User-selectable auto shutoff.
- Two AA batteries provide power for over 50 hours.
- Optional AC power converter/adaptor is available for prolonged or benchtop use.

CAT. NO.	UPC NO.	DESCRIPTION
262A	60564	Dual Laser Source
90ACK	60686	AC/Main Power Converter 120V (one required per handheld unit)

*Requires one UCI adapter (See pages 329 and 330). For PC polished connectors only.
For APC connectors, use hybrid reference cables (See page 333).*



To accommodate other connector types, see our UCI adapters on pages 329 and 330 and reference cables on page 333.

Communications

USA

Tel: 800.435.0786
Fax: 800.451.2632

CANADA

Tel: 800.435.0786
Fax: 800.524.2653

INTERNATIONAL

Tel: +1.815.397.7070
Fax: +1.815.397.9247



Single Wavelength Laser Sources



265A

- Performs single-mode insertion loss and link loss measurements when paired with an optical power meter.
- Stable, calibrated output.
- Proven, reliable and compact design.
- Easy to use; two buttons control all essential functions.
- Rubber boot protects against dropping.
- Rugged and splashproof.
- 265A has a 1310nm wavelength and -7dBm output for single-mode testing.
- Continuous and modulated output modes.
- User-selectable auto shutoff.
- The 265A model operates for over 36 hours on two AA batteries.
- AC power converter/adaptor is available for prolonged or benchtop use.

CAT. NO.	UPC NO.	DESCRIPTION
265A	60565	1310nm Laser Source, SM
90ACK	60686	AC/Main Power Converter 120V (one required per handheld unit)

*Requires one UCI adapter (See pages 329 and 330). For PC, polished connectors only.
For APC connectors, use hybrid reference cables (See page 333).*



To accommodate other connector types, see our UCI adapters on pages 329 and 330 and reference cables on page 306.

fiberTOOLS® Carrying Cases



Carry Case only

Designed to hold Tempo handheld instruments and a full range of test accessories.

900B and 901B Hard Carrying Cases

- Top tray holds up to 3 (900B) or 4 (901B) handheld instruments and a 170XL Visual Fault Finder.
- Bottom compartment of both models stores additional instruments and test accessories.
- Compact, waterproof and lockable.
- Molded from black structural foam resin.

















CAT. NO.	UPC NO.	DESCRIPTION
900B	60684	Hard Carrying Case, Holds 3 Handhelds
901B	60579	Hard Carrying Case, Holds 4 Handhelds

900B
Instruments and accessories
not included

Fiber Optic Instrument Adapters – SOC and UCI

- Our SOC and UCI adapters provide direct connectivity for Tempo fiberTOOLS® to a wide range of industry-standard fiber optic connectors.
- Adapter design ensures maximum accuracy and repeatability when performing critical measurements on fiber optic systems.
- Easy to clean and use.
- Single-mode and multimode compatible.
- SOC adapters are compatible with both PC and Angled APC physical contact interfaces.
- UCI adapters feature durable phosphor bronze alignment sleeve.
- SOC (Snap-On Connector) adapter is used on all power meters and 250 “B” series LED Sources.
- UCI (Universal Connector Interface) adapter is used on all 250/260 “A” Series Sources and 330 Series Variable Optical Attenuators.

Fiber Optic Instrument Adapters – SOC and UCI

CONNECTOR TYPE DESCRIPTION	SOC ADAPTER		UCI ADAPTER		
	CAT. NO.	UPC NO.	CAT. NO.	UPC NO.	
1.25 mm Quick-Connect Universal Adapter (LC, MU, etc.)		T1026	60588	Use hybrid cable only *	
2.5 mm SOC Quick-Connect Adapter (E2000, FC, SC, ST, etc.)		T1025	60587		AU-250 60703
Blank Adapter (for custom applications)		T1001	60585	N/A	
D4		T1089	60597	Use hybrid cable only *	
DIN 47256		T1010	60586		AD-108 60697
E-2000		T10E2	60599		AE2-10 60698
EC-Radiall		T10E0	60598	Use hybrid cable only *	
FC		T1020	60576		APC-108 60572
HMS-0		T1050	60592		AMS-00 60700
HMS-10/A (SMA-2.5 mm)		T1086	60595		AMT-10 60701
HMS-10/HP		T1040	60590		AHP-10 60699
LC		T10LC	60600	Use hybrid cable * or FoPro® x	

* FoPro ferrule options include 2.5 mm, 1.57 mm (MIL-style 16AWG optical contacts) and 1.25 mm.

* When using a Hybrid Adapter Cable, the instrument UCI adapter and one end of the Hybrid Adapter Cable should be a commonly available connector type. (i.e. FC, SC or ST)



Fiber Optic Instrument Adapters – SOC and UCI

CONNECTOR TYPE	SOC ADAPTER		UPI-PC ADAPTER		
	DESCRIPTION	CAT. NO.	UPC NO.	CAT. NO.	UPC NO.
MIL-T-29504/4 & /5 Termini		T1038	60589	Use hybrid cable * or FoPro®*	
Mini-BNC		T1047	60591	Use hybrid cable only *	
MT-RJ †		T13A2	60605 †	Use hybrid cable only *	
MT-RJ Ferrule Only †		T13AF	60606 †	Use hybrid cable only *	
MU		T10MU	60601	Use hybrid cable * or FoPro®*	
SC		1062	60575		ASC-108 60574
SMA 905/906		T1087	60596		ASM-90 60702
ST		T1030	60577		ATS-108 60573
STRATOS 430/ HOLTEK 38000		T1057	60593	Use hybrid cable only *	
TOSLINK – Simplex		T10TB	60602	Use hybrid cable only *	
TOSLINK – Duplex (Set of 2)		T10TD	60603	Use hybrid cable only *	
Versatile Link – V/Z PIN		T10ZP	60604	Use hybrid cable only *	
VFO – Radiall		T1081	60594	Use hybrid cable only *	

* FoPro ferrule options include 2.5 mm, 1.57 mm (MIL-style 16AWG optical contacts) and 1.25 mm.

* When using a Hybrid Adapter Cable, the instrument UCI adapter and one end of the Hybrid Adapter Cable should be a commonly available connector type. (i.e. FC, SC or ST)

† SOC adapter for use only with the 556MT Optical Power Meter on page 321.



90SOC (60687)
SOC adapter tool for easy installation and removal of SOC adapters from instrument interfaces.

fiberSAFE™ USA/Canada Telecom Adapter Kit — SOC and UCI



Conveniently combines the most popular SOC, UCI and bulkhead mating adapters used in the North American telecommunications market. Enables direct connectivity for Tempo fiberTOOLS® to industry-standard fiber optic connectors.

USA/Canada Telecom Adapter Kit includes:

- FC-PC/APC (wide key) bulkhead/mating adapter.
- ST-PC/APC bulkhead/mating adapter.
- SC-PC/APC bulkhead/mating adapter.
- E2000-PC/APC bulkhead/mating adapter.
- FC/SC hybrid bulkhead adapter.
- FC/ST hybrid bulkhead adapter.
- FC/E2000 hybrid bulkhead adapter.
- Universal 2.5 mm Quick Connect SOC adapter.

CAT. NO.	UPC NO.	DESCRIPTION
956US	60695	USA/Canada Adapter Kit

fiberSAFE™ Worldwide Telecom Adapter Kit — SOC and UCI



Conveniently combines the most popular SOC, UCI and bulkhead mating adapters used outside the USA and Canada. Enables direct connectivity for Tempo fiberTOOLS to industry-standard fiber optic connectors.

Worldwide Telecom Adapter Kit includes:

- DIN 47256-PC/APC bulkhead/mating adapter.
- FC-PC/APC (wide key) bulkhead/mating adapter.
- SC-PC/APC bulkhead/mating adapter.
- E2000-PC/APC bulkhead/mating adapter.
- FC/DIN hybrid bulkhead adapter.
- FC/SC hybrid bulkhead adapter.
- FC/E2000 hybrid bulkhead adapter.
- Universal 2.5 mm Quick Connect SOC adapter.

CAT. NO.	UPC NO.	DESCRIPTION
956WW	60696	Worldwide Adapter Kit

fiberSAFE™ LAN Adapter Kit — SOC and UCI



Conveniently combines the most popular SOC, UCI and bulkhead mating adapters used for Local Area Networks (LAN). Enables direct connectivity for Tempo fiberTOOLS to industry-standard fiber optic connectors.

LAN Adapter Kit includes:

- FC-PC/APC (wide key) bulkhead/mating adapter.
- ST-PC/APC bulkhead/mating adapter.
- SC-PC/APC bulkhead/mating adapter.
- SMA 905/906 bulkhead/mating adapter.
- FC/ST hybrid bulkhead adapter.
- ST/SC hybrid bulkhead adapter.
- Universal 2.5 mm Quick Connect SOC Adapter.

CAT. NO.	UPC NO.	DESCRIPTION
956LN	60694	LAN Adapter Kit



Quick Reference Charts for Fiber Testing Applications

FIBER OPTICS MEASUREMENTS MATRIX

APPLICATION	SINGLE-MODE	PAGE NO.	MULTIMODE (GLASS FIBER)	PAGE NO.
Visual Fault Location	263LX	323	263LX	323
	170XL	312	170XL	312
Visual Continuity	263LX	323	263LX	323
	170XL	312	170XL	312
Measure Optical Power (to +3dBm) (to +27dBm)	522B / 555B	320, 321	522B / 555B / 557B	320,321, 322
	522B-HP / 558B	320, 322		
	560XL	310	560XL	310
Measure Insertion Loss / Attenuation (Dual Wavelength)	262A + 555B	327, 321	252B + 555B	325, 321
	523B-13/15	317		
	560XL +580XL	310, 311	560XL +570XL	310, 311
Data Storage Capability	522B / 522B-HP	320	522B / 522B-HP	320
	523B-13/15	317		

SPECIAL TEST EQUIPMENT FOR MT-RJ INTERCONNECTIONS

APPLICATION	SINGLE-MODE	PAGE NO.	MULTIMODE (GLASS FIBER)	PAGE NO.
Visual Fault Location	263MT	323	263MT	323
Visual Continuity	263MT	323	263MT	323
Measure Optical Power	556MT	321	556MT	321
Measure Insertion Loss	262A + 556MT	327, 321	255MT / 257MT + 556MT 60576MT / 60556MT	326, 321 319

SPECIAL TEST EQUIPMENT FOR PLASTIC OPTICAL FIBER (POF)

APPLICATION	MULTIMODE (1 MM POF)	PAGE NO.
Visual Fault Location	253B	326
Visual Continuity	253B	326
Measure Optical Power	557B	322
Measure Insertion Loss	253B + 557B	326, 322

Communications

INTERNATIONAL

Tel: +1.815.397.7070
Fax: +1.815.397.9247

CANADA

Tel: 800.435.0786
Fax: 800.524.2853

USA

Tel: 800.435.0786
Fax: 800.451.2632

TIA-568B and FOTP-171A Certified Reference Cables



572J

Ensures accurate measurements for repeatable and reproducible testing to the latest industry standards.

Meets and/or exceeds the latest industry standards including:

- TIA/EIA-455-171 (FOTP-171A), issued June, 2001.
- TIA-568B, TIA-562-7 (OFSTP-7) and TIA-526-14 (OFSTP-14) for optical link testing.
- TIA-455-171 (FOTP-171, Attenuation) and TIA-455-8 (FOTP-8, Return Loss) for cable assembly testing.
- Corresponding IEC measurement standards.

SPECIFICATIONS

Ferrule OD	2.4990 ±0.0005 mm
Fiber to Ferrule	≤ 0.25µm (SM) and ≤ 3µm (MM)
Eccentricity	
Insertion Loss	≤ 0.15dB (SM, 1310/1550nm) and ≤ 0.25dB (MM, 850/1300nm)
Return Loss	≥ 55dB (SM, 1310/1550nm) and ≥ 40dB (MM, 850/1300nm)
Beam Exit Angle	≤ 0.25° (SM) and ≤ 0.5° (MM)
Standard Length	3 m

STANDARD REFERENCE CABLES (TYPE A TO TYPE B)

DESCRIPTION	CAT NO.	UPC NO.	DESCRIPTION	CAT NO.	UPC NO.	CAT NO.	UPC NO.
Single-mode Reference Cables:			Multimode Reference Cables:			50/125	
FC-PC to FC-PC	562K-101	60658	FC-PC to FC-PC	562K-105	60659	62.5/125	
ST-PC to ST-PC	563K-101	60661	ST-PC to ST-PC	563K-105	60662	562K-106	60660
SC-PC to SC-PC	566K-101	60664	SC-PC to SC-PC	566K-105	60665	563K-106	60663
E2000-PC to E2000-PC	56E2-101	60667	E2000-PC to E2000-PC	56E2-105	60668	566K-106	60666
LC-PC to LC-PC	56LC-LSM	60670	LC-PC to LC-PC	56LC-LM5	60671	56E2-106	60669
MU-PC to MU-PC	56MU-LFM	60676	MU-PC to MU-PC	56MU-LM5	60674	56LC-LM6	60672
						56MU-LM6	60675

HYBRID REFERENCE CABLES (FC-PC TO TYPE A)

DESCRIPTION	CAT NO.	UPC NO.	DESCRIPTION	CAT NO.	UPC NO.	CAT NO.	UPC NO.
Single-mode Reference Cables:			Multimode Reference Cables:			50/125	
FC-PC to FC-APC	572J-101	60680				62.5/125	
FC-PC to SC-APC	576J-101	60681					
FC-PC to E2000-APC	57E8-101	60682					
FC-PC to LC-PC	57LC-LSM	60733	FC-PC to LC-PC	57LC-LM5	60734	57LC-LM6	60735
FC-PC to MU-PC	57MU-LFM	60736	FC-PC to MU-PC	57MU-LM5	60737	57MU-LM6	60738



262A

To measure attenuation of SM links with APC polished connectors, use our 262A Dual Wavelength Laser Source (see page 327) with the APC-108 FC UCI Adapter (see page 329) and a Hybrid Reference Cable. Use same hybrid reference cable approach for LC-PC and MO-PC connectors.



BURIED FACILITY LOCATION AND MARKING

Tracker II



HS-1 (08695)
Optional headset is available for use in high-traffic areas or other noisy environments.

- Traces the path and determines the depth of wires and metallic pipes on active or dead systems without having to deactivate the system.
- Lightweight receiver provides audible and visual indications of signal strength.
- Transmitter output and receiver sensitivity are fully adjustable for maximum accuracy.
- Transmitter offers three methods of connection: direct, inductive coupler and inductive antenna.
- Includes transmitter assembly, receiver assembly, inductive coupler (clamp), built-in inductive antenna, two 8' (2.4 m) test leads with heavy-duty alligator clips and durable polyethylene case.
- High frequency transmitter provides range up to 4,000' (1,219 m) and depths up to 7' (2 m).
- Receiver is 32" long (813 mm).
- Battery operated (eight AA and one 9V battery is included).
- Molded carrying case included.

SPECIFICATIONS

Power Requirements	Transmitter – (8) AA batteries; Receiver – (1) 9V battery
Battery Life	Transmitter – 30 hours nominal; Receiver – 10 hours nominal
Transmitter Frequency	447.5kHz
Transmitter Power	40Vp-p (140mW) maximum
Voltage Protection	240VAC/500VDC
Automatic Shut Off	90 Min. Transmitter and Receiver
Construction	Transmitter/Receiver – powder coated aluminum Case – vacuum formed polyethylene
Dimensions	Transmitter – 4.25" x 3" x 3.25" (108 x 76.2 x 82.6 mm) Receiver – 32" x 2.75" x 4" (812.8 x 69.9 x 101.6 mm) Case – 33.5" x 8.25" x 3.75" (850.9 x 209.6 x 95.3 mm)
Weight	6.7 lbs. complete kit (3.04 kg)

CAT. NO.	UPC NO.	DESCRIPTION
501	08662	Tracker II
501T	60353	Transmitter
501R	60352	Receiver
IC1	60354	Inductive Clamp
CS16	60355	Transmitter Cord Set
500CA	60351	Case with Antenna

Buried Line Locator



- LED and LCD signal strength indicators make it quick and easy to find exact line location.
- Lightweight and ergonomically balanced.
- Automatic signal boost makes it easy to trace lines, even those with very weak signals.
- Receiver may be used in active or passive mode.
- Receiver locates multiple passive frequencies with a single setting.
- Receiver automatically locks out passive range when it detects a transmitter signal, reducing the chance of tracing other lines carrying weaker signals.
- Microprocessor-based circuitry delivers increased accuracy and features auto-gain control in all environments.
- Traces 20' (6 m) underground and provides depth readings up to 15' (4.57 m).
- Transmitter can be connected to live lines up to 600V.
- Molded carrying case included.

SPECIFICATIONS

Transmitter		Receiver	
Operating Voltage	0-600VAC, 0-300 VDC	Depth Range	Measures: 0-15 ft. Traces: 0-20 ft.
Current	13mA (open line) 150mA (live or shorted line)	Depth Resolution	±(10% reading + 0.2 ft.) 0.1 ft. increments
Frequency	33.3kHz	Passive Trace Frequency	12Hz-24kHz
Operating Temperature	0°F to 120°F (-17°C to 50°C)	Operating Temperature	0°F to 120°F (-17°C to 50°C)
Size	7.5" x 4" x 2.1" (190.5 mm x 101.6 mm x 53 mm)	Size	4.1" x 8.5" x 38" (104.1 mm x 215.9 mm x 965.2 mm)
Power	6 VDC (4 AA batteries)	Power	6 VDC (4 AA batteries)
Weight	15 oz. (425 g) (with batteries and clamp)	Weight	1 lb. 12 oz. (794 g)

CAT. NO.	UPC NO.	DESCRIPTION
BLL-200	07796	Buried Line Locator

Pulser Fault Locator



- Identifies the exact location of even the smallest breaks in insulation by "pulsing" a high-voltage signal that radiates into the earth at the location of the faults. With the A-frame mounted receiver, a visual analog meter points the way to the source of the voltage.
- Multiple faults on a single wire can be identified indicating the need to replace instead of repair.
- Extra-long test leads feature heavy-duty alligator clips for use on multiple cable types.
- Includes a rechargeable transmitter, receiver, A-frame, ground stake, 120V charger and a 12V DC (cigarette lighter) adapter.
- Battery operated (one 12V and one 9V battery are included).
- Molded carrying case included.

SPECIFICATIONS

Power Requirements	Transmitter: (1) 12V rechargeable battery Receiver: (1) 9V battery
Battery Life	Transmitter: 23 hours per charge; Receiver: 200 hours
Transmitter Power	2400VDC peak
Voltage Protection	240VAC/400VDC
Construction	Transmitter – aluminum housing in polyethylene case Receiver – powder coated aluminum
Dimensions	Transmitter – 17" x 8.5" x 6.5" (421 mm x 215 mm x 160 mm) in case Receiver – 33.5" x 21.75" x 3.25" (840 mm x 550 mm x 8 mm) on A-Frame
Weight	12.5 lbs. (5.7 kg) complete

CAT. NO.	UPC NO.	DESCRIPTION
PE2003	08666	Pulser
2000H	60357	Transmitter (Includes CH1 & CH2)
2000R	60358	Receiver
AF2	60482	A-Frame
CH1	60360	AC Charger
CH2	60361	DC Charger

Wire Finder/Mini Locator



- Traces energized or degenerated wires in walls and drop ceilings.
- Provides reliable results on buried cables to depths of 3' (1 m) and lengths up to 1000' (308 m).
- Determines the approximate depth of the wire before digging.
- Compact design and easy-to-understand operations.
- Fully adjustable transmitter and receiver for accurate locating.
- Quick change test leads for use in any industry, even international power outlets.
- Voltage protection to allow use on live AC circuits.
- Automatic shut-off to prevent accidental battery discharge.
- Housed in a durable, molded carrying case with a quick reference operation guide on the inside of the lid.
- Battery-operated: (2) 9V batteries included.

SPECIFICATIONS

Power Requirements	(1) 9V each (transmitter and receiver, included)
Battery Life	Transmitter 35 hours nominal; Receiver 20 hours nominal
Transmitter Frequency	447.5kHz
Transmitter Power	9Vp-p (11mW)
Voltage Protection	240VAC/500VDC
Construction	Transmitter/Receiver – high-impact ABS plastic, Case – vacuum-formed polyethylene
Dimensions	Transmitter – 4" x 2.3" x 1" (101.6 x 58.4 x 25.4 mm), Receiver – 6" x 2.35" x 1" (152.4 x 59.7 x 25.4 mm), Case – 9.5" x 8" x 3" (241.3 x 203.2 x 76.2 mm)
Weight	2.6 lbs. (1.2 kg)

CAT. NO.	UPC NO.	DESCRIPTION
508S	08678	Wire Finder/Mini Locator
508ST	60363	Transmitter
508SR	60364	Receiver
CS14	60366	Alligator Clip Cord set
CS15	60367	AC Outlet Cord set



Wire and Valve Locator



- Adjustable transmit power allows you to select the best signal for maximum performance.
- Transmitter's high power output offers extended range and use on higher resistance wire paths that other locators can't touch.
- Receiver provides both audible and visual indications of signal strength.
- Lightweight receiver wand makes it easy for you to move along quickly to locate even the longest wire path.
- Rugged headphones block ambient noise and improve "feel" for the signal.
- Includes transmitter, receiver, headset, ground stake, and complete instructions.
- Battery-operated: (8) "D" Cells and (1) 9V.

CAT. NO.	UPC NO.	DESCRIPTION
521A	86788	Wire and Valve Locator
521T	60368	Transmitter
521R	60352	Receiver
HS1	08695	Headset
GS1	60362	Ground Stake

SPECIFICATIONS

Power Requirements	Transmitter: (8) "D" Cell; Receiver: (1) 9V battery
Battery Life	Transmitter: 50 hours nominal Receiver: 100 hours nominal
Transmitter Frequency	1748Hz
Transmitter Power	750Vp-p 285Vrms
Voltage Protection	120VAC/250VDC
Construction	Powder-coated aluminum housing in polyethylene case
Case Dimensions	33.5" x 8.25" x 3.75"
Weight	12 lbs. complete

Marker-Mate[®]



- Designed to locate buried electronic markers, including Omni Marker[®], and Uni Marker[™]
- Five+ foot depth range
- Detects up to seven different marker types
- Scan mode provides simultaneous detection of all marker types
- User-adjustable Detection Threshold
- Digital signal processor accuracy
- Large-character display is easy to read
- Bar graph, numeric & audible signal strength indicators
- Speaker volume adjust
- Headphone jack
- Battery level indicator
- Low battery warning
- Adjustable time out feature prolongs battery life (and can be turned off)
- Weather resistant
- Rugged construction

CAT. NO.	UPC NO.	DESCRIPTION
EML100	60798	Marker-Mate Electronic Marker Locator

SPECIFICATIONS

Electrical:	Twelve AA batteries Battery Life: 20 hours typical
Environment:	Operating Temperature: -4°F to 122°F (-20°C to 50°C) Storage Temperature: -40°F to 158°F (-40°C to 70°C) Weather Resistant
Physical:	Length: 30.7 in. (780 mm) Width: 7.8 in. (198 mm) Height: 12.8 in. (325 mm) Weight: 4.5 lbs. with batteries (2 kg)

Omni Marker®



- Electronically marks and relocates buried facilities.
- Unique design produces a uniform, spherical RF field in every direction.
- Easily located up to 5' away with any modern marker locator.
- Wider field with a signal peak directly above the marker provides precise location.
- Requires no particular orientation when buried.
- Greater range than standard 4" ball markers.
- High-reliability design lasts as long as your buried plant.
- Color coded by utility application.
- Patented.

APPLICATION	COLOR	FREQUENCY	CAT NO.	UPC NO.
Power	Red	169.8kHz	0160-0001-1	60765
Water	Blue	145.7kHz	0161-0001-1	60766
Sanitary	Green	121.6kHz	0162-0001-1	60767
Telephone	Orange	101.4kHz	0163-0001-1	60768
Gas	Yellow	83.0kHz	0164-0001-1	60769
Cable TV	Orange/Black	77.0kHz	0165-0001-1	60770
Non-Potable Water	Purple	66.35kHz	0168-0001-1	11050

Uni Marker™



- Electronically marks buried facilities for later relocation.
- Rugged polyethylene case ensures years of useful life.
- Small size and flat design attach easily to non-metallic utility box lids, hand holes and other buried enclosures.
- Location is simple with any modern marker locator.
- Range is 25% more than other similar-style markers.
- Signal peak ensures location within inches of the marker.
- Color coded by utility application.

APPLICATION	COLOR	FREQUENCY	CAT NO.	UPC NO.
Power	Red	169.8kHz	0170-0001-1	60771
Water	Blue	145.7kHz	0171-0001-1	60772
Sanitary	Green	121.6kHz	0172-0001-1	60773
Telephone	Orange	101.4kHz	0173-0001-1	60774
Gas	Yellow	83.0kHz	0174-0001-1	60775
Cable TV	Orange/Black	77.0kHz	0175-0001-1	60776
Non-Potable/Gen I	Purple	66.35kHz	0178-0001-1	11059

Communications

USA

Tel: 800.435.0786
Fax: 800.451.2632

CANADA

Tel: 800.435.0786
Fax: 800.524.2653

INTERNATIONAL

Tel: +1.815.397.7070
Fax: +1.815.397.9247



COMMUNICATIONS KITS

GripPack Quick-Release Tool Holster



- Easy-on, easy off with new quick-release belt clip.
- Belt clip swivels so the holster moves with you and the tools stay out of your way.
- Form fitted PVC material ensures that tools don't fall out - even if you drop your kit or they are upside down.
- Molded specifically to hold the following Paladin Tools: Data SureStrip[®] UTP/STP & flat satin phone cutter/stripper, Datacomm scissors with serrated blades & ergonomic handles, Punchdown tool - either the ergonomic SurePunch[®] Pro or the original SurePunch[®] PDT, Mini-MagLite[®] or SurePunch[®] Pro detachable LED, and a Sharpie[®] marker.

CAT. NO. DESCRIPTION

PA4940	GripPack Quick-Release Tool Holster
PA4941	GripPack SurePunch [®] Pro Technician's Kit
PA4942	GripPack SurePunch [®] Pro Installer's Kit
PA4943	GripPack SurePunch [®] Technician's Kit
PA4945	PowerPlay GripPack
PA4946	GripPack UTP Essentials

SPECIFICATIONS

Dimensions	8.25" H x 2.8" W x 3.43" D
	210mm H x 72mm W x 87mm D
Weight	PA4940 15 oz. (428 g)
	PA4941 30.4 oz. (862 g)
	PA4942 27.2 oz. (771 g)
	PA4943 31.2 oz. (885 g)
	PA4945 20.8 oz. (590 g)
	PA4946 20.8 oz. (590 g)

Grip Pack Kits



Description	Model	PA4941	PA4942	PA4943	PA4945	PA4946
GripPack Tool Holster	PA4940	✓	✓	✓		
Data SureStrip [®] UTP/STP & flat satin cutter/stripper	PA1116	✓	✓	✓		✓
Datacomm scissors	PA1931	✓	✓	✓	✓	✓
Reversible 110/66 blade	PA4571	✓	✓	✓		✓
SurePunch [®] Pro PDT punchdown tool handle	PA3589	✓	✓			
SurePunch [®] PDT punchdown tool handle	PA3570			✓		✓
SurePunch [®] Pro detachable LED light & batteries	PA4599	✓	✓			
MagLite [®] with 2 AA batteries	N/A	✓		✓	✓	
Black Sharpie [®] pen	N/A	✓		✓	✓	
PowerPlay [™] PT-540	PA6520					✓

Ultimate Technician Kit



CAT. NO.	DESCRIPTION
PA4932	Ultimate Technician Kit

SPECIFICATIONS

Dimensions	11" W x 8.5" L x 6" D 279 mm W x 216 mm L x 152 mm D
Weight	7.2 lbs. (3.3 Kg)

PA4932 ULTIMATE TECHNICIAN KIT INCLUDES

PA900265	R KT8 round cable cutter
PA1116	R Data SureStrip® UTP/STP & flat satin cutter/stripper
PA1257	R LC-CST CATV "F" coax stripper
PA1923	R Untwist tool
PA1927	R CATV "F" flaring & attachment tool - RG6/RG6 QS
PA1555	R SealTite® Pro compression crimper
PA1556	R All-in-One Phone/Data tool
PA3589	R SurePunch® Pro punchdown tool
PA4599	R SurePunch® Pro detachable LED light
PA4572	R 110 blade
PA4591	R Double 110 blade
PA4573	R 66 blade
PA4574	R BIX blade
PA4575	R Krone LSA blade
PA1543	R LAN ProNavigator® tester & remote
PA1573	R Telephone Test Set & LAN Cable-Check™
PA1902	R RJ45 adapter
PA1900	R Can wrench
N/A	(10) RJ22 handset plugs
PA9520	R (10) RJ11/12 plugs, stranded, flat cable
PA9546	R (10) RJ45 plugs, Cat5e, solid, round cable
PA9644	R (10) CATV "F" RG6/RG6 QS connectors
PA901074	R (2) BNC-to-CATV "F" adapters
PA4923	R Ultimate Tool Bag
N/A	Plano® plastic tackle box

Ultimate Premise Service Kit



CAT. NO.	DESCRIPTION
PA4933	Ultimate Premise Service Kit

SPECIFICATIONS

Dimensions	11" W x 8.5" L x 6" D 279 mm W x 216 mm L x 152 mm D
Weight	6.1 lbs. (2.8 Kg)

This kit is designed for today's on-the-go LAN professional. It provides all the tools and testers you need to maintain your data, voice and video networks all in our Ultimate Tool Bag that's always ready.

PA4932 ULTIMATE PREMISE SERVICE KIT INCLUDES

PA900265	R KT8 round cable cutter
PA1116	R Data SureStrip® UTP/STP & flat satin cutter/stripper
PA1257	R LC-CST CATV "F" coax stripper
PA8000	R CrimpALL® crimp frame with EZI-CHANGE™ thumb screws
PA3589	R SurePunch® Pro punchdown tool
PA4572	R 110 blade
PA4573	R 66 blade
PA1543	R LAN ProNavigator® tester & remote
PA1573	R Telephone Test Set & LAN Cable-Check™
PA1902	R RJ45 adapter
PA901074	R (2) BNC-to-CATV "F" adapters
PA4923	R Ultimate Tool Bag
N/A	Plano® plastic tackle box

Die Sets:

PA2062	R Die Sets: RJ11/12 WE/SS-style
PA2687	R Die Sets: RJ45 WE/SS-style & RG6/RG6 QS CATV "F"



Ultimate Coax Compression Tool Kit



This kit is for installing home theaters, HDTV, satellite and digital cable TV systems. It contains everything needed for new home construction or retrofitting sophisticated A/V solutions.

PA4939 ULTIMATE COAX COMPRESSION TOOL PRO KIT INCLUDES

PA1821	(R) AM 35 Slitter
PA900265	(R) KT8 Cutter
PA1119	(R) UTP/Coax Cutter/Stripper
PA1280	(R) CST Pro Coax tool
PA2280	(R) CST Pro GRN Cassette
PA2281	(R) CST Pro OG – Kings & Amphenol BNC
PA2282	(R) CST Pro BK – ADC, Amphenol HDTV BNC
PA2283	(R) CST Pro BL – CATV “F”
PA2284	(R) CST Pro Rollers
PA1927	(R) CATV “F” Flaring & Insertion Tool
PA1555	(R) SealTite® Pro Compression Crimper
PA1907	(R) BNC Extraction Tool
PA1908	(R) CATV “F” Extraction Tool
PA1594	(R) LAN & A/V Cable-Check™ Tester
N/A	Plano® Tackle Box
PA4923	(R) Ultimate Tool Bag
PA9645	(R) (50) SealTite™ CATV “F” – RG59
PA9720	(R) (10) SealTite™ RCA – RGX
PA9730	(R) (10) SealTite™ BNC – RGX
PA906002	(R) (30) Connector & Adapter Assortment Pack

CAT. NO.	DESCRIPTION
PA4939	Ultimate Coax Compression Tool Kit

SPECIFICATIONS

Dimensions	11" W x 8.5" L x 6" D 279 mm W x 216 mm L x 152 mm D
Weight	8.25 lbs. (3.7 Kg)

Ultimate DataReady® Pro Kit



If you're an installer or technician needing a data cable tool kit solution, this is it. It includes all the tools you need for Cat5, Cat5e and Cat6 installation or maintenance in our rugged Ultimate Tool Bag.

PA4932 ULTIMATE DATAREADY® PRO KIT INCLUDES

PA1116	(R) Data SureStrip® UTP/STP & flat satin cutter/stripper
PA1923	(R) Untwist tool
PA8000	(R) CrimpALL® crimp frame with EZI-CHANGE™ thumb screws
PA3589	(R) SurePunch® Pro punchdown tool
PA4599	(R) SurePunch® Pro detachable LED light
PA4571	(R) 110/ 66 blade
PA4591	(R) Double 110 blade
PA1543	(R) LAN ProNavigator® tester & remote
PA4923	(R) Ultimate Tool Bag
N/A	Plano® plastic tackle box

Die Sets:

PA2061	(R) RJ45 WE/SS-style
PA2062	(R) RJ11/12 WE/SS-style
PA2063	(R) RJ22 handset
PA2064	(R) RJ45 AMP-style
PA2067	(R) RJ11 DEC-MMJ

CAT. NO.	DESCRIPTION
PA4934	Ultimate DataReady® Pro Kit

SPECIFICATIONS

Dimensions	11" W x 8.5" L x 6" D 279 mm W x 216 mm L x 152 mm D
Weight	5.15 lbs. (2.3 Kg)

Ultimate Data/Voice Pro Kit



This complete kit is for data and voice installation and maintenance stored in the new versatile Ultimate Tool Bag.

PA4935 ULTIMATE DATA/VOICE PRO KIT INCLUDES

PA1116	R Data SureStrip® UTP/STP & flat satin cutter/stripper
PA1923	R Untwist tool
PA1556	R All-in-One Phone/Data tool
PA3589	R SurePunch® Pro punchdown tool
PA4572	R 110 blade
PA4573	R 66 blade
PA4591	R Double 110 blade
PA1573	R Telephone Test Set & LAN Cable-Check™
PA1900	R Can wrench
PA4923	R Ultimate Tool Bag
N/A	Plano® plastic tackle box

CAT. NO.	DESCRIPTION
PA4935	Ultimate Data/Voice Pro Kit

SPECIFICATIONS

Dimensions	11" W x 8.5" L x 6" D 279 mm W x 216 mm L x 152 mm D
Weight	4.5 lbs. (2.0 Kg)

Ultimate Tool Bag



Tools and bits not included

- Main compartment features removable inner tote and 3 additional pockets.
- Removable inner tote with 8 adjustable storage slots keeps smaller tools handy.
- Detachable shoulder strap with 3 anchor points to carry bag horizontally or vertically.
- Deep Velcro pockets holds large tools or test equipment.
- Plano® divided tackle box neatly stores dies, blades & connectors. Fits into all outer pockets.
- Sturdy bottom prevents bag from flopping over when sitting upright.

CAT. NO.	DESCRIPTION
PA4923	Ultimate Tool Bag with Plano® tackle box

SPECIFICATIONS

Dimensions	Main Bag (closed)
	11" H x 8.5" W x 6" D 279.4mm H x 215.9mm W x 152.4mm D
	Inner Tote (closed)
	6" H x 6" W x 4.35" D 152.4mm H x 152.4mm W x 110.5mm D
Weight	2.20 lbs. (1 Kg)



SealTite® Pro A/V Kit



The new SealTite® Pro A/V kit is all you need to make custom-length digital and analog audio and component video cables using compression RCA, BNC and cable TV "F" connectors.

CAT. NO.	DESCRIPTION
PA4915	SealTite® Pro A/V Kit
SPECIFICATIONS	
Dimensions	9.86" W x 9.25" L x 1.52" D 250 mm W x 235 mm L x 39 mm D
Weight	46 oz. (1.03 Kg)
SEALTITE® PRO A/V KIT INCLUDES	
PA1119	Combination UTP/Coax Data SureStrip
PA1555	SealTite Pro Compression Crimper
N/A	2 sets of color bands for RCA & BNC Connectors
6 BONUS RG6/RG6 QS Compression Connectors	
PA9714	(2) RCA
PA9715	(2) BNC
PA9643	(2) Cable TV "F"

SealTite® Pro Cable TV "F" Kit



Tackle all of your compression crimping jobs with the complete SealTite® Pro Kit. Includes all the tools you need to prepare the cable and terminate any compression connector using RG59, RG6 or RG6 Quad shield cables.

CAT. NO.	DESCRIPTION
PA4910	SealTite® Pro Kit
SPECIFICATIONS	
Dimensions	8" W x 4" L x 2" D 203 mm W x 102 mm L x 51 mm D
Weight	46 oz. (1.03 Kg)
SEALTITE® PRO KIT INCLUDES	
PA900265	KT8 round cable cutter
PA1257	LC CST CATV "F" coax stripper
PA1917	RG6/RG6 Quad shield flaring tool
PA1555	SealTite® Pro compression crimper
N/A	RG6/RG6 Quad SealTite® connectors (10)

SealTite® Cable TV "F" Compression Tool Kit



This kit is designed for applications requiring weatherproof CATV "F" connections including satellite dish and CATV installations. The crimper works with Paladin's connectors as well as Augat/T&B Snap-n-Seal™. All of the tools are packed in a nylon zipper case.

CAT. NO.	DESCRIPTION
PA4906	SealTite® Waterproof Connector Kit
SPECIFICATIONS	
Dimensions	11" W x 6" L x 3.5" D 279 mm W x 152 mm L x 89 mm D
Weight	2.25 lb. (1.02 Kg)
SEALTITE® COMPRESSION TOOL KIT INCLUDES	
PA900265	KT8 Cutter
PA1257	LC CST 2-Level Coax Stripper
PA1927	CATV "F" Flaring & Insertion Tool
PA901024	SealTite® Compression Crimper
PA9643	RG6/6 QS SealTite® CATV "F" connectors (10)
N/A	Compact Zipper case

CoaxReady™ Compression Tool Kit



CAT. NO.	DESCRIPTION
PA906003	CoaxReady™ Compression Tool Kit

SPECIFICATIONS

Dimensions	10" H x 7.5" W x 2" D 254 mm W x 191 mm L x 51 mm D
Weight	3.5 lbs. (1.6 Kg)

Adding to our CoaxReady solutions, this kit has everything you will need to terminate any manufacturers' cable TV "F", RCA or BNC compression connectors using RG6, RG6 Quad or RG59 cable sizes.

- 12 piece kit
- Includes zippered cordura portfolio case

COAXREADY™ COMPRESSION TOOL KIT INCLUDES

PA1821	R AM 35 Slitter
PA900265	R KT8 Cutter
PA1119	R Data & AV UTP & Coax Cutter/Stripper
PA1280	R CST Pro Coax tool
PA2280	R CST Pro GRN 3-Level Strip Blade Cartridge
PA2283	R CST Pro OG 3-Level Strip Blade Cartridge
PA2282	R CST Pro BK 3-Level Strip Blade Cartridge
PA2284	R CST Pro Rollers
PA1927	R CATV "F" Flaring & Insertion Tool
PA1555	R SealTite® Pro Compression Crimper
N/A	Zippered Cordura® Portfolio Case

CoaxReady™ Deluxe Kit



CAT. NO.	DESCRIPTION
PA901081	CoaxReady™ Deluxe Kit

Perfect for LAN/Ethernet or video & CATV installation. For a wide variety of coaxial connectors including mini-coax and HDTV applications, CoaxReady™ Deluxe combines our most popular tools for a complete coax solution in a handy zipper case.

- Kit also includes terminators and adapters

SPECIFICATIONS

Dimensions	10" H x 7.5" W x 2" D 254 mm W x 191 mm L x 51 mm D
Weight	3 lbs. (1370 g)

COAXREADY™ DELUXE KIT INCLUDES

PA900265	R KT8 round cable cutter
PA1255	R LC CST-58/59 coax stripper
PA1578	R SoHo Cable Check™
PA1302	R 1300 crimp tool frame with EZI-CHANGE™ thumb screws
Die sets:	
PA2034	R BNC/TNC - RG58/59/62AU
PA2649	R BNC/TNC - CATV "F" RG59/6/Belden 8281/1694A and 1505A
PA2653	R SMA/SMB/Mini 59 BNC & TNC/Mini-UHF

CoaxReady™ Kit



CAT. NO.	DESCRIPTION
PA901054	CoaxReady™ Kit

With this kit a technician is set to tackle most coaxial cabling challenges. Perfect for the LAN/Ethernet or video installation installer. For a wide variety of coaxial connectors including mini-coax applications, CoaxReady™ combines our most popular tools with the new LC CST coax stripper in a handy zippered case.

SPECIFICATIONS

Dimensions	10" H x 7.5" W x 2" D 254 mm W x 191 mm L x 51 mm D
Weight	2.5 lbs. (1140 g)

COAXREADY™ KIT INCLUDES

PA900265	R KT8 round cable cutter
PA1255	R LC CST-58/59 coax stripper
PA1302	R 1300 crimp tool frame with EZI-CHANGE™ thumb screws
Die sets:	
PA2034	R BNC/TNC - RG58/59/62AU
PA2075	R BNC/TNC - RG58/59/62AU RG6 Teflon/Plenum
PA2653	R SMA/SMB/Mini 59 BNC & TNC/Mini-UHF



Telco Technician Tool Kit



CAT. NO.	DESCRIPTION
PA4938	Telco Technician Kit

SPECIFICATIONS

Dimensions	10.6" W x 10.4" L x 9.6" D 269 mm W x 264 mm L x 244 mm D
Weight	7.6 lbs. (3.45 Kg)

BROADCASTREADY® PRO KIT INCLUDES

PA1116	Ⓡ Data SureStrip® UTP/STP Cutter/Stripper
PA1933	Ⓡ Datacomm Scissors
PA3570	Ⓡ SurePunch® Pro Punchdown Tool
PA4571	Ⓡ 110/66 blade
PA4599	Ⓡ SurePunch® Pro Detachable LED Light
N/A	Mini-MagLite®
N/A	Sharpie® Black Marker
PA4940	Ⓡ GripPack Quick Release PDT Holster
PA1561	Ⓡ All-in-One Phone/Data Crimp Tool
PA9655	Ⓡ (50) RJ45 Cat5e Modular Plugs
PA9654	Ⓡ (50) RJ11 Modular Plugs
PA1902	Ⓡ RJ45 Adapter
PA1903	Ⓡ RJ11 Adapter
PA1573	Ⓡ Tone Probe Plus Cable-Check™
PA1780	Ⓡ Butt Set
PA6500	Ⓡ PowerPlay™ PT-510
N/A	Plano® Tackle Box
PA4923	Ⓡ Ultimate Tool Bag

BroadcastReady® Kit



The BroadcastReady™ Kit includes professional tools for cutting, stripping, crimping and testing coaxial cable connections for HDTV, video and RF communications. Protected by a padded, zipper case. Also includes a screwdriver to change out die sets.

BROADCASTREADY® PRO KIT INCLUDES

PA900265	Ⓡ KT8 round cable cutter
PA1280	Ⓡ CST Pro Coax tool
PA2280	Ⓡ CST Pro GRN – common connectors
PA2281	Ⓡ CST Pro OG – Kings & Amphenol 3-piece
PA2282	Ⓡ CST Pro BK – ADC, Amphenol HDTV
N/A	Screwdriver to change dies
PA1543	Ⓡ LAN ProNavigator® tester & remote
PA1600	Ⓡ 1600 Series crimp frame

Die Sets:

PA2003	Ⓡ BNC/TNC RG174 & other small cable
PA2005	Ⓡ BNC/TNC -RG58/59 & other small cable
PA2660	Ⓡ BNC/TNC HDTV - Belden 8281 & 7505
PA2661	Ⓡ BNC/TNC HDTV - RG59, & Belden 1505 & 8241
PA2662	Ⓡ BNC/TNC HDTV - RG6, Belden 1694A & 1855A
PA2663	Ⓡ BNC/TNC HDTV – Belden 1694A & 8281 & NT735

CAT. NO.	DESCRIPTION
PA901083	BroadcastReady® Kit

SPECIFICATIONS

Dimensions	10.5" W x 2.75" L x 3.25" D 267 mm W x 197 mm L x 83 mm D
Weight	3 lbs. (1.4 Kg)

DataComm Pro Starter Kit Max with PT-510 PowerPlay Tool



This kit is the perfect solution for the new data installer. It includes all of the standard tools required for basic jobs and the PowerPlay™ PT-510 multi-tool for those unexpected needs.

- 17 piece kit
- Includes the complete solution for cutting, crimping, and terminating
- All the tools included come in a compact zipper case
- Includes PT-510 PowerPlay

CAT. NO.	DESCRIPTION
PA4919	DataComm Pro Starter Kit Max with PT510 PowerPlay Tool

SPECIFICATIONS	
Dimensions	11.2" W x 6.2" L x 3.6" D 284 mm W x 157 mm L x 91 mm D
Weight	2.3 lbs. (1.04 Kg)

DATACOMM PRO STARTER KIT MAX INCLUDES	
PA1116	Data SureStrip® UTP/STP Cutter/Stripper
PA1931	Datacomm Scissors
PA3570	SurePunch® Pro Punchdown Tool
PA4528	110 Reversible blade
PA1561	All-in-One Phone/Data Crimp Tool
PA6500	PT-510 PowerPlay™ 18-Tools-in-One
PA9520	(10) RJ45 Cat5e Modular Plugs
N/A	Compact Zipper Case

DataComm Pro Starter Kit



This kit is also a starter kit for datacomm professionals but excludes the PowerPlay™ PT-510 to make it even more budget friendly.

- 66 piece kit
- Includes the complete solution for cutting, crimping, and terminating
- All the tools included come in a compact zipper case

CAT. NO.	DESCRIPTION
PA4908	DataComm Pro Starter Kit

SPECIFICATIONS	
Dimensions	9.8" W x 4.9" L x 2.7" D 249 mm W x 124 mm L x 69 mm D
Weight	1.8 lbs. (0.82 Kg)

DATACOMM PRO STARTER KIT INCLUDES	
PA1116	Data SureStrip® UTP/STP Cutter/Stripper
PA1931	Datacomm Scissors
PA3570	SurePunch® Pro Punchdown Tool
PA4528	110 Reversible blade
PA1561	All-in-One Phone/Data Crimp Tool
PA9520	(10) RJ45 Cat5e Modular Plugs
PA9654	(50) RJ11 Modular Plugs
N/A	Compact Zipper Case



DataReady[™] Pro Kit



A complete data cable installation kit providing everything to support the installer using commonly-available connectors, and punchdown termination blocks. All tools contained in a professional-quality, soft-sided zipper case with heavy-duty wrist strap.

CAT. NO.	DESCRIPTION
PA901378	DataReady [™] PRO Kit
PA9013781	DataReady [™] PRO Kit - Krone*

SPECIFICATIONS	
Dimensions	10 "W x 7.5" L x 2" D 254 mm W x 191 mm L x 51 mm D
Weight	4 lbs. (1.83 Kg)

DATAREADY [™] PRO KITS INCLUDE	
PA1116	Data SureStrip [®] UTP/STP & flat satin cutter/stripper
PA1923	Untwist Tool
PA3589	SurePunch [®] Pro punchdown tool
PA4599	SurePunch [®] Pro detachable LED light
PA4591	Double 110 blade
PA4571	110/ 66 blade**
PA1543	LAN ProNavigator [®] UTP/STP continuity tester & remote
PA8000	CrimpALL [®] crimp frame with EZI-CHANGE [™] thumb screws

Die Sets:	
PA2061	RJ45 WE/SS-style
PA2062	RJ11/12 WE/SS-style
PA2063	RJ22 handset
PA2064	DRJ45 AMP-style
PA2067	RJ11 DEC-MMJ

* Additional 110 blade included in PA9013781 Kit
** Replaced with Krone blade PA4575 (only with PA9013781 Kit)

Communications

DataReady[™] Kit



The complete Category 5 datacomm tool set in a handy zipper case. Everything needed for a CAT-5 installation except the cable.

CAT. NO.	DESCRIPTION
PA901053	DataReady [™] Kit
PA9010531	DataReady [™] Kit - AMP/Krone*†

SPECIFICATIONS	
Dimensions	10" W x 7.5" L x 2" D 254 mm W x 191 mm L x 51 mm D
Weight	3 lbs. (1.4 Kg)

DATAREADY [™] KITS INCLUDE	
PA1116	Data SureStrip [®] UTP/STP & flat satin cutter/stripper
PA1556	All-in-One Phone/Data tool*
PA3570	SurePunch [®] Impact Punchdown Tool
PA4571	110/ 66 blade**
PA1576	Data Link/ID and Cable-Check [™] Tester
N/A	(20) RJ45 plugs, Cat5e, solid/stranded; flat/round cable
N/A	Zipper Case with Carrying Strap

* WE/SS - style replaced with AMP - style #1557
** Contains 110 & Krone blades PA4575 (only with PA9010531 Kit)

INTERNATIONAL

Tel: + 1.815.397.7070
Fax: + 1.815.397.9247

CANADA

Tel: 800.435.0786
Fax: 800.524.2853

USA

Tel: 800.435.0786
Fax: 800.451.2632

Premise Service Kit



Our biggest data, voice, and coaxial LAN installation kit provides everything for twisted pair and coaxial cable installation. All tools contained in a professional blow-mold case complete with form-fitting foam.

CAT. NO.	DESCRIPTION
PA901039	Premise Service Kit
PA9010391	Premise Service Kit - AMP/Krone*

SPECIFICATIONS

Dimensions	17" W x 13.4" L x 4.5" D 432 mm W x 341 mm L x 115 mm D
Weight	7.6 lbs. (3.5 Kg)

PREMISE SERVICE KITS INCLUDE

PA900265	KT8 round cable cutter
PA1257	LC-CST CATV "F" coax stripper*
PA1116	Data SureStrip® UTP/STP & flat satin cutter/stripper
PA8000	CrimpALL® crimp frame with EZI-CHANGE™ thumb screws
PA3589	SurePunch® Pro punchdown tool
PA4599	SurePunch® Pro detachable LED light
PA4578	110 blade
PA4573	66 blade***
PA1543	LAN ProNavigator® UTP/STP continuity tester & remote
PA1573	Telephone Test Set & LAN Cable-Check™
PA1902	RJ45 8-way adapter

Die Sets:

PA2062	RJ11/12 WE/SS-style**
PA2687	RJ45 WE/SS-style & RG6/RG6 QS CATV "F"***

* Replaced with LC CST-58/59 coax stripper PA1255

** Replaced with RJ45 AMP-style & RG58/59 BNC/TNC dies PA2034, PA2064, PA2065

*** Replaced with BIX or Krone blade #PA4575 (only with PA9010391 Kit)

Basic LAN Tool Kit



This convenient kit is perfect for small offices or for students just starting out. It includes essential tools needed to easily maintain your network or to make quick repairs.

CAT. NO.	DESCRIPTION
PA4929	Basic LAN Tool Kit

SPECIFICATIONS

Dimensions	7.75 "W x 11" L x 2" D 197 mm W x 280 mm L x 51 mm D
Weight	1.85 lbs. (.85 Kg)

BASIC LAN TOOL KIT INCLUDES

PA1116	Data SureStrip® UTP/STP & flat satin cutter/stripper
PA1556	All-in-One Phone/Data Crimper
PA3580	Non-Impact 110 Punchdown Tool
N/A	(20) RJ45 plugs, Cat5e, solid/stranded; flat/round cable
N/A	Zipper Case with Carrying Strap



LAN Pro Starter Kit



If you are a student looking for a basic datacomm kit, an electrician just starting out or an IT mManager who needs to occasionally make repairs, this kit is for you.

- 14 piece kit
- All the tools included come in a compact zipper case

CAT. NO.	DESCRIPTION
----------	-------------

PA4918	Basic LAN Kit
--------	---------------

SPECIFICATIONS	
----------------	--

Weight	1.85 lbs. (.85 Kg)
--------	--------------------

BASIC LAN KIT INCLUDES	
------------------------	--

PA1116	Data SureStrip [®] UTP/STP & flat satin cutter/stripper
PA1556	All-in-One Phone/Data Crimper
PA3580	Non-Impact 110 Punchdown Tool
N/A	(10) RJ45 Cat5e modular plugs
N/A	Compact Zipper Case

Network Tool Bundle



This new bundle provides the perfect solution for DIYers that want to use professional tools or for small contractors just starting out installing networks. It includes everything you need but the cable to get the job done.

CAT. NO.	DESCRIPTION
----------	-------------

PA4909	Network Tool Bundle
--------	---------------------

SPECIFICATIONS	
----------------	--

Dimensions	9.86" H x 9.25" W x 1.52" D 250 mm H x 235 mm W x 38.6 mm D
------------	--

Weight	18.4 oz. (39 g)
--------	-----------------

PA4909 NETWORK TOOL BUNDLE INCLUDES	
-------------------------------------	--

PA1116	Data SureStrip [®] UTP/STP & flat satin cutter/stripper
PA1556	All-in-One Phone & Data Tool
PA3580	Non-impact 110 punchdown
PA9546	10, RJ45 Cat5e plugs
PA9520	10, RJ11 plugs

Computer Service Kit



- 3.6V cordless screwdriver, battery & charger.
- ESD wrist strap.
- 30-watt soldering iron.
- Desolderer & soldering aid with pick & scraper/cutter tip.
- Needle nose pliers (2).
- Angled-head lead cutter.
- Insulated tweezers.
- Component gripper & IC extractor.
- 10-piece driver socket set.
- 24-piece driver bit set: Torx, Hex, Phillips, Pozidrive, Slotted, and Square-Head.
- Socket adapter/extender & socket bit holder/extender.

CAT. NO.	DESCRIPTION
PA4370	Computer service kit

SPECIFICATIONS

Dimensions	11" x 11.2" x 2.3" (279 mm x 285 mm x 59mm)
Weight	4.5 lbs. (2 kg)

Cordless Screwdriver & Socket Set



- Adjustable torque up to 21.7in-lbs (2.4 N-m).
- Includes 3.6V rechargeable battery.
- AC adapter/battery charger & bit holder included.
- Forward/reverse direction.
- One-hand operation.
- Handle swings easily from pistol to rod form.
- Includes 14-piece socket set: 6-12 mm; 3/16"-1/2".
- Includes 26-piece driver bits: 3 slotted, 5 Torx, 3 Phillips, 3 Robertson, 12 hex.
- Accepts 1/4" bits.

CAT. NO.	DESCRIPTION
PA4336	Cordless screwdriver & socket set
PA6000	Replacement battery)
PA6001	Battery Charger

SPECIFICATIONS

Weight	1.38 lbs. (.63 kg)
Length	9.52" (242 mm)
Power Requirements	3.6V NiCd battery
Battery Life	Approx. 600 cycles
Charging Time	3-6 hours
AC adapter input	120VAC 50-60Hz
No-load Speed	170 rpm
Motor	3.6VDC
Max. torque	21.7 in-lbs. (2.4 N-m)

* Not for use on precision torque screw requirements.



TERMINATION & TESTING

Clip-On Twisted Pair Kit



- Provides the most essential tools for terminating voice and data cabling right at the installer's side.
- Rugged Cordura® pouch is built to last, lowering replacement costs.
- Heavy-duty metal clip snaps over the installer's belt so that the kit can be removed without removing the belt.
- Side holsters allow the installer to carry a flashlight and a favorite screwdriver.

CAT. NO.	UPC NO.	DESCRIPTION
46010	46010	Clip-On Twisted Pair Kit

Kit contents may be purchased separately:

46023	46023	Punchdown Tool with 110 Blade
PA1931		Electrician's Scissors
45579	45579	Twisted Pair Stripper
46500	46500	Pocket-Light Flashlight
45272	45272	Pouch

Replacement Tools and Blades are also available:

46020	46020	Punchdown Tool
46021	46021	Punchdown Tool with 66 Blade
46022	46022	66 Style Punchdown Blade
46024	46024	110 Style Punchdown Blade

Cable TV Coax Termination Kit



- Contains the tools and connectors necessary for installing a Cable TV system.
- Durable Cordura Plus zipper case protects and organizes tools and includes a see-through pouch for storing connectors.
- Outside pockets provide convenient storage of instruction manuals or worksite documents.

CAT. NO.	UPC NO.	DESCRIPTION
45466	45466	Cable TV Coax Termination Kit

Kit contents may be purchased separately:

45482	45482	Cable Cutter
45578	45578	Kwik Stripper® CATV Stripper, 2 Level Stripper for RG6, RG59, RG7, RG11
46801	46801	Kwik Cycle® 9" Crimp Frame with Die Set for F-style Connectors on RG6 and RG59 Cable
45516	45516	F Connector Insertion Tool
45324	45324	F-style Crimp-on Connectors for Quad-shield RG6 (Qty. 50)
45476	45476	Zipper Case

Cable TV Coax Termination and Test Kit



- Contains the tools, connectors and tester for installing and testing a Cable TV system.
- Cable TV tone test set uses both electromagnetic and electrostatic pickup to tone through splitters, directional couplers and taps.
- Durable Cordura® Plus zipper case protects and organizes tools and includes a see-through pouch for storing connectors.
- Outside pockets provide convenient storage of instruction manuals or worksite documents.

CAT. NO.	UPC NO.	DESCRIPTION
45467	45467	Cable TV Coax Termination and Test Kit

Kit contents may be purchased separately:

45482	45482	Cable Cutter
45578	45578	Kwik Stripper® CATV Stripper, 2 level stripper for RG6, RG59, RG7, RG11
46801	46801	Kwik Cycle® 9" Crimp Frame with Die Set for F-style Connectors on RG6 and RG59 Cable
45516	45516	F Connector Insertion Tool
45323	45323	F-style Crimp-on Connectors for Quad-shield RG6 (Qty. 25)
402T	60376	Cable TV Tone Generator
402R	60377	Cable TV Tone Receiver
45477	45477	Zipper Case

Coax/Twisted Pair LAN Termination and Test Kit



- Provides the essential tools, connectors and testers necessary for maintaining a Local Area Network (LAN), twisted pair cabling and coax Ethernet (Thinnet) cabling.
- Durable Cordura Plus carrying case protects and organizes tools and includes a see-through pouch for storing connectors.
- Outside pockets provide convenient storage of instruction manuals or worksite documents.

CAT. NO.	UPC NO.	DESCRIPTION
45468	45468	Coax/Twisted Pair LAN Termination and Test Kit

Kit contents may be purchased separately:

45482	45482	Cable Cutter
45579	45579	Kwik Stripper® Twisted Pair Stripper
46023	46023	Punchdown Tool with 110 Blade
46022	46022	66 Style Punchdown Blade
45575	45575	Telephone Ratchet Crimper for 4-, 6- and 8-position Modular Plugs
45577	45577	Kwik Stripper Coax Stripper, 3 Level
46800	46800	Kwik Cycle 9" Crimp Frame with Die Set for BNC-style Connectors on Thinnet RG8 Cable
45481	45481	Center Conductor Cutter for Coax Cable
AT8	08693	AdapToner Modular Breakout Tone Generator
200EP	08671	Inductive Amplifier Probe
45760	45760	Category 5 Connectors RJ45, 8-Position (Qty. 50)
45478	45478	Carrying Case



Voice and Category 5 Data Termination Kit



- Includes the tools and connectors necessary for installing a voice and data network.
- Durable Cordura® Plus zipper case protects and organizes tools and includes a see-through pouch for storing connectors.
- Outside pockets provide convenient storage of instruction manuals or worksite documents.

CAT. NO.	UPC NO.	DESCRIPTION
45469	45469	Voice and Category 5 Data Termination Kit

Kit contents may be purchased separately:

45482	45482	Cable Cutter
45579	45579	Kwik Stripper® Twisted Pair Stripper
46023	46023	Punchdown Tool with 110 Blade
46022	46022	66 Style Punchdown Blade
45575	45575	Telephone Ratchet Crimper for 4-, 6- and 8-Position Modular Plugs
45760	45760	Category 5 Connectors RJ45, 8-Position (Qty. 50)
45751	45751	Flat Cable Connectors RJ12, 6-Position, 6-Conductor (Qty. 50)
45479	45479	Zipper Case

Category 5 Data Termination and Test Kit



- Includes the tools, connectors and testers necessary for installing a Cat 5 data network.
- Durable Cordura® Plus zipper case protects and organizes tools and includes a see-through pouch for storing connectors.
- Outside pockets provide convenient storage of instruction manuals or worksite documents.

CAT. NO.	UPC NO.	DESCRIPTION
45470	45470	Category 5 Data Termination and Test Kit

Kit contents may be purchased separately:

45482	45482	Cable Cutter
45579	45579	Kwik Stripper® Twisted Pair Stripper
46023	46023	Punchdown Tool with 110 Blade
45575	45575	Telephone Ratchet Crimper for 4-, 6- and 8-Position Modular Plugs
45760	45760	Category 5 Connectors RJ45, 8-Position (Qty. 50)
468T	60379	Modular Cable Tester Transmitter with Tone Generator
468R	60380	Modular Cable Tester Receiver
45485	45485	Zipper Case

Professional Installation Kit



- Includes all the tools, connectors and testers for installing and maintaining most types of communications cabling including voice, data, cable TV and coax Ethernet networks.
- Durable Cordura® Plus carrying case protects and organizes tools and includes see-through pouches for storing connectors.
- Outside pockets provide convenient storage of instruction manuals or worksite documents.

CAT. NO.	UPC NO.	DESCRIPTION
45471	45471	Professional Installation Kit

Kit contents may be purchased separately:

45482	45482	Cable Cutter
45579	45579	Kwik Stripper® Twisted Pair Stripper
46023	46023	Punchdown Tool with 110 Blade
46022	46022	66 Style Punchdown Blade
45575	45575	Telephone Ratchet Crimper for 4-, 6- and 8-position Modular Plugs
AT8	08693	AdapToner Modular Breakout Tone Generator
200EP	08671	Inductive Amplifier Probe
PM-400K	11877	PairMapper® with Remotes 1-4
45577	45577	Kwik Stripper Coax Stripper, 3 Level
45040	45040	Kwik Stripper 2-Level Coax Cartridge
46801	46801	Kwik Cycle® 9" Crimp Frame with Die Set for F-style Connectors on RG6 and RG59 Cable
46824	46824	Kwik Cycle Die Set for BNC-style Coax Connectors on Thinnest RG58 Cable
45481	45481	Center Conductor Cutter for Coax Cable
45516	45516	F Connector Insertion Tool
45324	45324	F-style Crimp-on Connectors for Quad-shield RG6 (Qty. 50)
45760	45760	Category 5 Connectors RJ45, 8-Position (Qty. 50)
45751	45751	Flat Cable Connectors RJ12, 6-Position, 6-Conductor (Qty. 50)
45486	45486	Carrying Case

Telecom Technician Kit



- Contains all the essential tools and testers to install and maintain the voice network.
- Durable woven nylon pouch fits any belt up to 5" wide and keeps all the tools conveniently accessible.

CAT. NO.	UPC NO.	DESCRIPTION
45472	45472	Telecom Technician Kit

Kit contents may be purchased separately:

46023	46023	Punchdown Tool with 110 Blade
46022	46022	66 Style Punchdown Blade
PT-T02	08708	Electrician's Scissors
PT-T01	08707	Cable Splicer's Knife
77HP	08687	Tone Generator
200EP	08671	Inductive Amplifier Probe
PE930	60487	Telephone Test Set
750C	08685	Cabling Pouch

Communications

USA

Tel: 800.435.0786
Fax: 800.451.2632

CANADA

Tel: 800.435.0786
Fax: 800.524.2653

INTERNATIONAL

Tel: +1.815.397.7070
Fax: +1.815.397.9247



Telecom Field Technician Kit



- Contains all the essential tools and testers to maintain a telecommunications network.
- Top quality digital multimeter and telephone test set make troubleshooting a voice network easy.
- DMM features an industry-leading lifetime warranty.
- Insulated screwdrivers protect the technician up to 10,000V.
- Durable Cordura® Plus carrying case protects and organizes tools and includes see-through pouches for storing connectors.
- Outside pockets provide convenient storage of instruction manuals or worksite documents.

CAT. NO.	UPC NO.	DESCRIPTION
----------	---------	-------------

45473	45473	Telecom Field Technician Kit
-------	-------	------------------------------

Kit contents may be purchased separately:

45482	45482	Cable Cutter
46023	46023	Punchdown Tool with 110 Blade
46022	46022	66 Style Punchdown Blade
PT-T02	08708	Electrician's Scissors
PT-T01	08707	Cable Splicer's Knife
77HP	08687	Tone Generator
200EP	08671	Inductive Amplifier Probe
PE930	60487	Telephone Test Set
46040	46040	TurTEL6 Modular Adapter and Polarity Tester
DM-800	07549	Digital Multimeter
46500	46500	Pocket-Light Flashlight
1955	06857	Wire Strippers/Cutter, 10-18 AWG Solid, 12-20 AWG Stranded
47439	47439	Screwdrivers, 6-piece Set.
45487	45487	Carrying Case

FIBER OPTIC KITS

Fiber Optic Hand Tools Kit



- Contains the most commonly used fiber optic termination tools in a durable Cordura® Plus zipper case.

CAT. NO.	UPC NO.	DESCRIPTION
----------	---------	-------------

45655	45655	Fiber Optic Hand Tools Kit
-------	-------	----------------------------

Kit contents may be purchased separately:

1955	06857	Pro-Plus Wire Stripper, 10-18 AWG
45589	45589	Fiber Optic Buffer Stripper
45593	45593	Carbide-tipped Scribe
45637	45637	Kwik Cycle® 8" Crimp Frame with 0.151", 0.178", 0.213" Hex Cavities
45651	45651	Fiber Optic Inspection Microscope
45599	45599	Stainless Steel Polishing Puck
45612	45612	Resilient Polishing Pad, 3" x 8" (7.6 x 203.2 mm)
45644	45644	Zipper Case

Fiber Optic Termination Kit



- Contains all of the tools and consumable materials necessary for epoxy and polish connector terminations.
- Durable Cordura® Plus carrying case protects and organizes tools and includes see-through pouches for storing connectors.
- Outside pockets provide convenient storage of instruction manuals or worksite documents.

CAT. NO.	UPC NO.	DESCRIPTION
45658	45658	Fiber Optic Termination Kit

Kit contents may be purchased separately:

45586	45586	Fiber Optic Kevlar® Shears
1955	06857	Pro-Plus Wire Stripper, 10-18 AWG
45589	45589	Fiber Optic Buffer Stripper
45593	45593	Carbide-Tipped Scribe
45637	45637	Kwik Cycle® 8" Crimp Frame with 0.151", 0.178", 0.213" Hex Cavities
45651	45651	Fiber Optic Inspection Microscope
45599	45599	Stainless Steel Polishing Puck
45612	45612	Resilient Polishing Pad, 3" x 8" (7.6 x 203.2 mm)
45639	45639	Carrying Case

Kit includes the following consumable items which are not sold separately:

50 Sheets Polishing Paper, 0.3 micron	100 Lint-free Wipes
50 Sheets Polishing Paper, 1 micron	10 Alcohol Wipes
50 Sheets Polishing Paper, 5 micron	1 Alcohol Bottle
10 ml (0.34 oz.) Opticure Adhesive	1 Water Bottle
26 ml (0.9 oz.) Opticure Primer	1 Fiber Debris Disposal Container
1 Pair Safety Glasses	10 Syringes
1 Plastic Utility Box	10 Needle Tips
1 Felt-tipped Marker	

Ultimate Fiber Tool Kit



This Ultimate Kit contains all the slitters, strippers, and Kevlar® cutters you will need to start your fiber optic terminations. Also included is the premium 1600 Series Crimper with 3 interchangeable dies. The Ultimate Tool Bag has plenty of room for you to add your consumables.

CAT. NO.	DESCRIPTION
PA4924	Ultimate Fiber Tool Kit

SPECIFICATIONS

Dimensions	10.5" W x 10.5" L x 9.5" D 267 mm W x 267 mm L x 241 mm D
Weight	5.65 lbs. (2.56 Kg)

ULTIMATE FIBER TOOL KIT INCLUDES

PA1511	R Kevlar® Cutter
PA1171	R ProGrip 5-in-1 Fiber Optic Stripper
PA1162	R Economy Fiber Optic Stripper
PA1161	R Adjustable Jacket Stripper
PA1820	R AM 25 Slitter
PA1821	R AM 35 Slitter
PA1258	R LC CST-mini Stripper
PA1600	R 1600 Series Crimp Frame
PA2044	R STII Type Die Set
PA2664	R SMA/SMB/FC/BICONIC Die Set
PA2668	R SC & ST Die Set
PA1922-1	R Fiber Optic Scribe
PA1920-1	R SC/ST/FC Polishing Puck
PA1926-1	R LC Polishing Puck
N/A	Plano® Tackle Box
PA4923	R Ultimate Tool Bag



FiberReady Tool Kit



This kit contains an assortment of cable slitters, strippers and Kevlar® cutters to prep fiber optic cable along with our 1600 Series premium crimper with interchangeable dies.

CAT. NO.	DESCRIPTION
----------	-------------

PA906001	FiberReady Tool Kit
----------	---------------------

SPECIFICATIONS	
----------------	--

Dimensions	11.7 "W x 8.2" L x 3.3" D 297 mm W x 208 mm L x 84 mm D
-------------------	--

Weight	3.1 lbs. (1.41 Kg)
---------------	--------------------

FIBERREADY TOOL KIT INCLUDES	
------------------------------	--

PA1511	Kevlar® Cutter
PA1171	ProGrip 5-in-1 Fiber Optic Stripper
PA1822	Universal Cable Stripper
PA1600	1600 Series Crimp Frame
PA2044	STII Type Die Set
PA2664	SMA/SMB/FC/BICONIC Die Set
PA2668	SC & ST Die Set
N/A	Zippered Portfolio Case with Handles

Kevlar is a registered trademark of E.I. DuPont, Inc.

Testing & Measurement

Greenlee is the leader in electrical testing and measurement – and has been for more than fifteen years. Our innovative products are designed to withstand the rigorous tasks and harsh elements known to be found on the jobsite. This means with Greenlee, you have tough and reliable tools that make your job faster, safer and easier.

Contents

Electrical Testers	359
Multimeters	363
Multimeter Accessories	371
Clamp-On Meters	373
Circuit Tracing	383
Sensors & Scanners	386
Locators	388
Basic Electrical Kits	392
Circuit Verifying	392
Insulation Testing	394
Motor Rotation & Phase Sequence	395
Temperature	397
Specialty Testers	398
Accessories	400



GREENLEE
A Textron Company

MADE FOR THE TRADE!™



Meeting today's stringent safety standards is essential.

Greenlee's certification of selected instruments to both the most recent IEC and UL requirements brings you assurance of the highest level of protection currently available.

What you should know about Measurement Category ratings.

IEC Category standards specify protection levels that are far above a system's rated capacity. Without this additional protection, transient overvoltages, which are becoming increasingly common, can lead to serious injury or death.

Measurement Category I is the signal level for telecommunications and electronic equipment.

Measurement Category II is the local level for fixed or nonfixed powered devices – everything from lighting to appliances to office equipment such as copiers. May also be used in Category I areas.

Measurement Category III is the distribution level – fixed primary feeders or branch circuits. These circuits are usually separated from Category IV (whether utility service or other high-voltage source) by a minimum of one level of transformer isolation. May also be used in Category II and Category I areas.

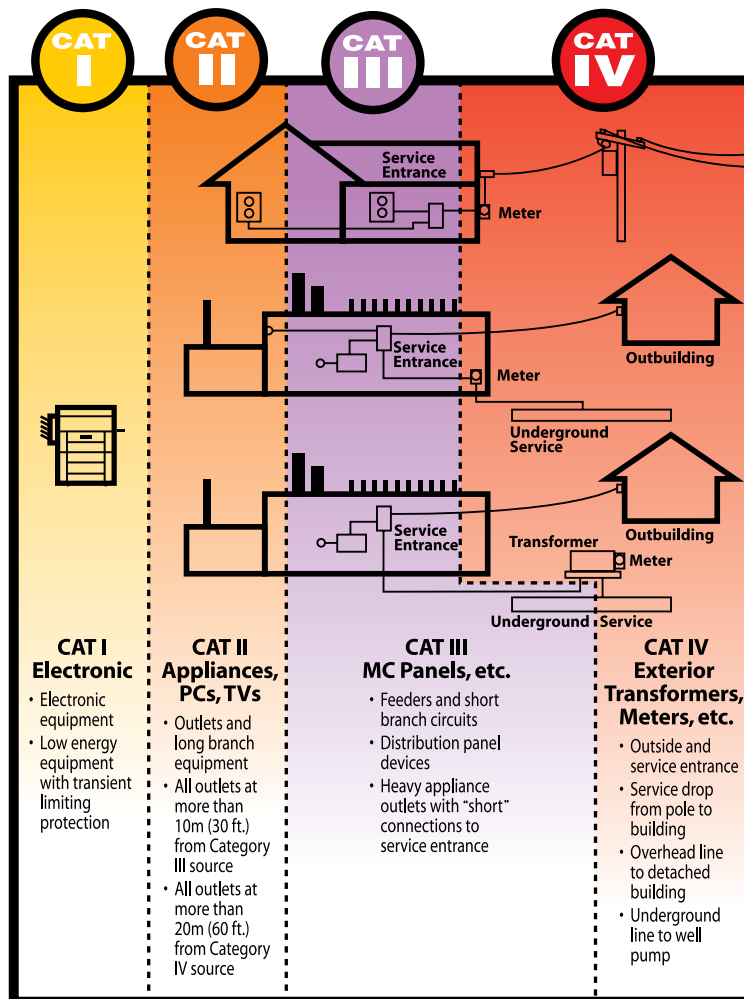
Measurement Category IV is the primary supply level. Greenlee is leading the way in offering protection certified to conform with the highest level of protection as specified by UL & IEC standards. May be used in all Category environments.

Greenlee Instruments – Independently tested and certified to meet the standards.

Throughout this catalog, you'll see Category designations for many Greenlee instruments indicating that they comply with UL & IEC Category II, III, IV. All of these designations reflect third-party testing by independent testing organizations such as UL and TUV – added assurance for you. While there is no requirement for independent verification, we believe you deserve it.

Get the right protection for the job.

Wherever you need overvoltage protection, choose at least the rating appropriate to the type of work you expect to be doing. If you have any questions on using Greenlee test instruments to help ensure user safety, please contact Greenlee.



ELECTRICAL TESTERS

Electrical Testers Comparison Guide

FEATURE	GT-95	GT-65	GT-540	GT-220	CSJ-100	CMT-90	CMT-80	2010	GT-16	GT-12	GT-15
VDC (V max)	1000	1000	1000	1000	1000	1000	600				
VAC (V max)	1000	1000	1000	1000	1000	1000	600	1000	1000	1000	90
AAC (A max)					200	600	400				
Continuity and beeper	•	•	•	•	•	•	•				
Resistance			•	•	•	•	•				
Data hold			•	•	•	•	•				
GFCI test	•										
Non-contact voltage detection	•	•	•	•				•	•	•	•
Adjustable sensitivity								•	•		
Display type	Digital	LED	Digital	Digital	Digital	Digital	Digital	LED	LED	LED	LED
Measurement Category	IV, 600V III, 1000V	IV, 600V III, 1000V	IV, 1000V	IV, 1000V	IV, 600V III, 1000V	IV, 600V III, 1000V	III, 600V	III, 1000V	IV, 1000V	IV, 1000V	III, 300V
UL/cUL	•	•	•	•	•	•	•	•	•	•	•
CE	•	•	•	•	•	•	•	•	•	•	•

GT-95 Voltage Tester



- AC/DC voltage and polarity measurement.
- LCD and dual color LEDs for convenience.
- Selectable SHAKER feature when measuring AC voltage.
- Overvoltage warning gives user visual notification that voltage levels have exceeded 1000V AC/ 380V DC.
- Auto-hold automatically activates when tester is removed from voltage reading.
- Continuity test and single probe detection of live conductors for added flexibility.
- Safe, non-contact voltage detection.
- GFCI test capability eliminates the need for additional testers.
- Visual and audible continuity.
- Accessories included: (2) 1.5V AAA batteries, test leads and carrying case
- Lifetime Limited Warranty.

CAT. NO. UPC NO. DESCRIPTION

GT-95	09027	Voltage Tester, LCD & GFCI
TSG-3	12034	Sure-Grip Test Leads
TC-5	07588	Carrying Case

SPECIFICATIONS

Voltage Detection	19 to 1000V AC, 5 to 1000V DC
Continuity Verification	0 to 50 kΩ
Frequency	DC, 45-65 Hz
GFCI	7.5 mA nominal at 120V AC
Measurement Category	CAT IV, 600V; CAT III, 1000V

GT-65 Voltage Tester



- AC/DC voltage and polarity measurement.
- Continuity test and single probe detection of live conductors for added flexibility.
- Overvoltage warning gives user visual notification that voltage levels have exceeded 1000V AC/ 380V DC.
- Safe, non-contact voltage detection.
- Auto-hold automatically activates when tester is removed from voltage reading.
- Visual and audible continuity.
- Accessories included: (2) 1.5V AAA batteries and test leads
- Lifetime Limited Warranty.

CAT. NO. UPC NO. DESCRIPTION

GT-65	09025	Voltage Tester
TSG-3	12034	Sure-Grip Test Leads

SPECIFICATIONS

Voltage Detection	19 to 1000V AC, 5 to 1000V DC
Continuity Verification	0 to 50 kΩ
Frequency	DC, 45-65 Hz
Measurement Category	CAT IV, 600V; CAT III, 1000V



Testing & Measurement

USA

Tel: 800.435.0786
Fax: 800.451.2632

CANADA

Tel: 800.435.0786
Fax: 800.524.2853

INTERNATIONAL

Tel: +1.815.397.7070
Fax: +1.815.397.9247

Electrical Tester



GT-540



GT-540



GT-220

GT-220 features:

- Hassle-free, automatic measurement of voltage and resistance.
- Low impedance eliminates stray or "ghost" voltage readings.
- AC/DC voltage measurements.
- Autoranging for quick, convenient measurements.
- Non-contact voltage detection for identifying live lines without contacting conductors.
- Auto off for longer battery life.
- Low battery indicator.
- Resistance measurement.
- Audible continuity test.
- Data hold to capture measurements.
- U.S. Patent D491,084.
- Accessories included: (1) 9V battery, test leads and carrying case.
- Lifetime Limited Warranty.

GT-540 also features:

- High impedance AC/DC voltage measurement capability for load-sensitive circuits.
- Capacitance measurement.
- Diode test.
- Low resistance range with fast continuity test.
- Enhanced accuracy.
- Auto and manual range selection.

CAT. NO.	UPC NO.	DESCRIPTION
GT-540	07749	Multifunction Electrical Tester
GT-220	07748	Electrical Tester
TSG-3	12034	Sure-Grip Test Leads
TC-40	19216	Carrying Case

SPECIFICATIONS

Voltage Measurement	6.000, 60.00, 600.0, 1000V
Resistance Measurement	6.0, 60.00, 600.0kΩ; 6.000 MΩ
Capacitance	100.0, 1000.0 nF; 10.00, 100.0, 2000 μF
Display	6000-count LCD
Measurement Category	CAT IV, 1000V

AC Open Jaw Clamp Meter



- AC amperage, AC/DC voltage measurement.
- Open jaw design eases AC current measurement.
- Slim profile with built-in probe storage on back.
- Measures resistance up to 20MΩ.
- Audible continuity and diode test.
- Bright LED and audible alarm for non-contact voltage detection.
- Auto power off for longer battery life.
- Data hold to capture measurements.
- 2000 count LCD.
- Accessories included: (2) 1.5V AAA batteries, test leads and carrying case.
- Lifetime Limited Warranty

CAT. NO.	UPC NO.	DESCRIPTION
CSJ-100	87136	Clamp, Open Jaw
11372	11372	Test Leads
TC-5	07588	Carrying Case

SPECIFICATIONS

Amperage Measurement	200.0 AC
Voltage Measurement Range	200.0, 1000V
Resistance Measurement	200.0Ω; 2.000, 20.00, 200.0 KΩ; 2.000, 20.00 MΩ
Display	2000-count LCD
Jaw Opening	0.63" (16mm)
Measurement Category	CAT IV 600V, CAT III 1000V

Automatic Electrical Tester



- Hassle-free, automatic measurement of amperage, voltage and resistance.
- Low impedance eliminates stray or "ghost" voltage readings.
- True RMS for the most accurate measurement when harmonics are present.
- High resolution, auto-illuminating LCD backlit display.
- Auto off for longer battery life.
- Resistance measurement.
- Audible continuity test.
- Data hold to capture measurements.
- Accessories included: (1) 9 V battery, test leads and carrying case.
- Lifetime Limited Warranty.

CAT. NO. UPC NO. DESCRIPTION

CMT-90	12123	Electrical Tester, 1000V, 600A
TSG-3	12034	R Test Leads
TC-10	07534	R Carrying case

SPECIFICATIONS

Amperage Measurement	AC A 0.6 to 600.0
Voltage Measurement	AC V: 1.3 to 999.9; DC V: 1.8 to 999.9; -0.6 to -999.9
Resistance	2000Ω
Display	10,000-count LCD
Jaw Opening	1.34" (34 mm)
Measurement Category	CAT IV, 600 V; CAT III, 1000 V

Automatic Electrical Tester



- Hassle-free, automatic measurement of amperage, voltage, and resistance.
- Low impedance eliminates stray or "ghost" voltage readings.
- Compact design for measuring in tight spaces.
- 400A AC, 600V AC/DC measurement.
- Data hold to capture important readings.
- Auto off for longer battery life.
- Accessories included: (1) 9 V battery, test leads, carrying case.
- Lifetime Limited Warranty.

CAT. NO. UPC NO. DESCRIPTION

CMT-80	07735	Electrical Tester
11372	11372	R Test Leads
TC-5	07588	R Carrying case

SPECIFICATIONS

Amperage Measurement	0.6 - 400.0A AC
Voltage Measurement	AC V: 1.3-600.0V; DC V: 1.8-600.0; -0.6 to -600.0V
Resistance	2000Ω with continuity beeper
Display	6000-count LCD
Jaw Opening	1.06" (27 mm)
Measurement Category	CAT III, 600V

Touchless AC Voltage Indicator



- Bright LED and audible alarm if voltage is present.
- Fast, easy, non-contact voltage detection.
- Adjustable sensitivity.
- Identifies hot and neutral conductors.
- Checks individual breakers for power.
- Accessories included: (1) 9V battery.
- Lifetime Limited Warranty.

CAT. NO. UPC NO. DESCRIPTION

2010	34470	Touchless AC Voltage Indicator
------	-------	--------------------------------

SPECIFICATIONS

Voltage Measurement	AC V 24-1000
Frequency	50-500Hz
Measurement Category	CAT III, 1000V



Testing & Measurement

USA

Tel: 800.435.0786
Fax: 800.451.2632

CANADA

Tel: 800.435.0786
Fax: 800.524.2853

INTERNATIONAL

Tel: +1.815.397.7070
Fax: +1.815.397.9247

Adjustable Non-Contact Voltage Detector



- Adjustable to safely detect power and low voltage.
- Safely detects AC voltage without touching the bare conductor.
- Adjustable for use on power wiring plus lighting, thermostats and other low voltage circuits.
- Use to detect voltage in outlets, lighting fixtures, wires and cables.
- Finds breaks in wires.
- Identifies hot and neutral conductors.
- Low battery indication.
- Accessories included: (1) 1.5V AAA battery.
- Lifetime Limited Warranty.

CAT. NO.	UPC NO.	DESCRIPTION
GT-16	12727	Adjustable Non-Contact Voltage Detector

SPECIFICATIONS

Voltage Detection:	AC V 5-1000
Frequency:	50-500Hz
Measurement Category:	CAT IV, 1000V

Non-Contact Self Testing Voltage Detector



- Designed and assembled in USA.
- Automatic self-test verifies the integrity of the unit.
- Bright LEDs and audible alarm sound if voltage is present.
- Silent-mode feature for use in quiet settings.
- Safe, non-contact voltage detection.
- Use to detect voltage in outlets, lighting fixtures, circuit breakers, wires, and cables or to find a break in a wire.
- Automatically turns off after five minutes of non-use to conserve battery life.
- Low battery indicator.
- (2) 1.5V AAA batteries included.
- Lifetime Limited Warranty.

CAT. NO.	UPC NO.	DESCRIPTION
GT-12	20947	Non-Contact Self-Testing Voltage Detector

SPECIFICATIONS

Voltage Detection:	AC V 50-1000
Frequency:	50-500Hz
Measurement Category:	CAT IV, 1000V

Non-Contact Low Voltage Detector



- Use to detect voltage in low voltage applications ranging from 12-90 volts AC.
- Safe, non-contact voltage detection.
- Bright LED and audible alarm if voltage is present.
- ON/OFF switch for longer battery life.
- Convenient pen-size device easily fits into pockets or tool pouches.
- Accessories included: (2) 1.5 V AAA batteries.
- Lifetime Limited Warranty.

CAT. NO.	UPC NO.	DESCRIPTION
GT-15	09023	Non-Contact Low Voltage Detector

SPECIFICATIONS

Voltage Detection:	12-90VAC
Frequency:	50-500Hz
Measurement Category:	CAT III, 300V

MULTIMETERS

DMM Comparison Guide

FEATURE	DML-430A	DM-860	DM-830A	DM-820A	DM-810A	DM-510A	DM-210A	DM-200A
True RMS	AC+DC	AC+DC	AC+DC	•	•	•		
DCA (A max)	10	10	10	10	10	8	8	8
Maximum resolution (µA)	0.1	0.01	0.1	0.1	0.1	0.1	0.1	0.1
Best accuracy (%)	0.2	0.1	0.2	0.2	0.2	0.5	0.5	0.5
ACA (A max)	10	10	10	10	10	8	8	8
Maximum resolution (µA)	0.1	0.01	0.1	0.1	0.1	0.1	0.1	0.1
Best accuracy (%)	0.6	0.5	0.6	0.6	0.6	1.0	1.0	1.0
DCV (V max)	1000	1000	1000	1000	1000	1000	1000	1000
Maximum resolution (µV)	10	1	10	10	10	10	10	10
Best accuracy (%)	0.06	0.02	0.06	0.06	0.06	0.2	0.2	0.2
ACV (V max)	1000	1000	1000	1000	1000	1000	1000	1000
Maximum resolution (µV)	10	10	10	10	10	10	10	10
Best accuracy (%)	0.5	0.3	0.5	0.5	0.5	1.0	1.0	1.0
Resistance (MΩ)	60	50	60	60	60	60	60	60
Maximum resolution (mΩ)	100	10	100	100	100	100	100	100
Best accuracy (%)	0.1	0.07	0.1	0.1	0.1	0.5	0.5	0.5
Conductance	•		•	•				
Continuity and beeper	•	•	•	•	•	•	•	•
Diode Test	•	•	•	•	•	•	•	•
Capacitance	•	•	•	•	•	•	•	
Frequency	•	•	•	•	•	•	•	•
Frequency Response (Hz)	40-500	20-100k	40-500	40-500	40-500	50-400	50-400	50-400
Temperature measurement	Dual	Dual	Dual	Single		Single	Single	
Display Type	Dual Digital	Digital	Dual Digital	Dual Digital	Dual Digital	Digital	Digital	Digital
Display counts	10,000	50,000/500,000	10,000	10,000	10,000	6,000	6,000	6,000
Backlight	•	•	•	•	•	•	•	•
Display update X/sec	5	5	5	5	5	5	5	5
Analog bar graph segments	41	42	41	41	41	24	24	24
Analog update X/sec	60	60	60	60	60	40	40	40
Computer Interface	USB	RS-232	USB	USB	USB	USB, RS-232	USB, RS-232	USB, RS-232
Auto and manual ranging	•	•	•	•	•	•	•	•
Intelligent Auto Power Off	•	•	•	•	•			
Auto Power Off						•	•	•
Non-Contact Voltage Detection			•	•		•	•	•
Low Impedance AutoCheck™ mode	•		•			•		
Beep-Jack™ Input error warning	•	•	•	•	•	•	•	•
Peak (crest) Hold - Max, Min	•	•	•	•	•	•	•	•
Data Hold	•	•	•	•	•	•	•	•
Max/Min/Avg	max, min	max, min	•	•		max, min		
Relative offset mode (Δ)	•	•	•	•	•	•	•	•
Process loop measurement		•						
Data logging (points stored, single channel)	87,000							
Data logging (points stored, dual channel)	43,000							
Duty cycle	•	•	•	•	•			
Measurement Category Rating	IV, 1000	IV, 600V III, 1000V	IV, 1000	IV, 1000	IV, 1000	IV, 300 III, 600 II, 1000	IV, 300 III, 600 II, 1000	IV, 300 III, 600 II, 1000
UL	•	•	•	•	•	•	•	•
cUL or CSA	•	•	•	•	•	•	•	•
CE	•	•	•	•	•	•	•	•



Testing & Measurement

USA

Tel: 800.435.0786
Fax: 800.451.2632

CANADA

Tel: 800.435.0786
Fax: 800.524.2853

INTERNATIONAL

Tel: +1.815.397.7070
Fax: +1.815.397.9247



DMM Comparison Guide

FEATURE	DM-350	DM-330	DM-310	DM-300	DM-60	DM-40	DM-20	PDMM-20	AM-6
True RMS	•	•		•					
DCA (A max)	10	10	10		10	200mA	200mA		500mA
Maximum resolution (µA)	0.1	1000	1000		0.1	10	1		
Best accuracy (%)	0.9	0.9	0.9		1.0	1.5	2.5		
ACA (A max)	10	10	10		10				
Maximum resolution (µA)	0.1	1000	1000		0.1				
Best accuracy (%)	1.2	1.2	1.2		1.0				
DCV (V max)	1000	1000	1000	1000	600	600	300	450	300
Maximum resolution (µV)	100	100	100	100	100	100	100	1000	
Best accuracy (%)	0.5	0.5	0.5	0.5	0.5	0.8	1.2	0.5	
ACV (V max)	1000	1000	1000	1000	600	600	300	450	300
Maximum resolution (µV)	100	100	100	100	100	0.1V	0.1V	1000	
Best accuracy (%)	1.0	1.0	1.0	1.0	1.0	1.2	1.5	1.5	
Resistance (MΩ)	60	60	60	60	20	20	2	6	1
Maximum resolution (mΩ)	100	100	100	100	100	100	100	1000	
Best accuracy (%)	0.7	0.7	0.7	0.7	0.8	0.8	1.5	1.0	
Conductivity									
Continuity and beeper	•	•	•	•	•	•	•	•	
Diode test	•	•	•	•	•	•	•		
Capacitance	•	•	•					•	
Frequency	•	•	•	•	•			•	
Frequency response (Hz)	50-500	50-500	50-500	50-500	40-400	40-400	45-400	50-60	
Temperature measurement						Single			
Display type	Digital	Digital	Digital	Digital	Digital	Digital	Digital	Digital	Analog
Display counts	6000	6000	6000	6000	2000	2000	2000	6000	
Backlight	•					•			
Display update X/sec	5	5	5	5	2.5	2.5	2.5	5	
Analog bar graph									
Analog update X/sec									
Computer interface									
Auto and manual ranging	•	•	•	•					
Intelligent Auto power off	•	•	•	•				•	
Auto power off									
Non-contact voltage detection	•	•	•	•				•	
Low Impedance AutoCheck™ mode								•	
Beep-Jack™ Input error warning	•	•	•						
Peak (crest) Hold - Max, Min									
Data hold	•	•	•	•	•	•			
Min/Max/Avg	min, max only	min, max only	min, max only	min, max only	max only				
Relative offset mode (Δ)									
Process loop measurement									
Data logging (points stored, single channel)									
Data logging (points stored, dual channel)									
Duty cycle									
Measurement Category Rating	IV, 600V III, 1000V	IV, 600V III, 1000V	IV, 600V III, 1000V	IV, 600V III, 1000V	III, 300V II, 600V	III, 300V II, 600V	II, 300V	III, 300V II, 450V	II, 300V
UL	•	•	•	•	•	•	•	•	•
cUL or CSA	•	•	•	•	•	•	•	•	•
CE	•	•	•	•	•	•	•	•	



Testing & Measurement

INTERNATIONAL

Tel: +1.815.397.7070
Fax: +1.815.397.9247

CANADA

Tel: 800.435.0786
Fax: 800.524.2853

USA

Tel: 800.435.0786
Fax: 800.451.2632

ESM™ Digital Logging Meter

NEW



FEATURING: **AutoCheck™**

- Datalogging capability – stores 87,000 single-channel or 43,000 dual-channel measurements. Use optional USB interface DMSC-9U to transfer data to PC or for direct-to-PC logging.
- AC+DC True RMS gives accurate readings on complex waveforms
- Low impedance AutoCheck™ mode – automatically selects AC or DC volts, resistance or continuity. Low impedance masks “ghost” voltage pickup.
- Backlit LCD displays 2 readings with 10,000 count resolution
- BeepJack™ warns when test leads are incorrectly inserted in current measurement terminals
- Measures voltage, current, resistance, conductance, frequency and capacitance..
- Checks continuity and tests diodes
- Two temperature measurements using type K thermocouples
- Accessories included: (1) 9V battery, bead temperature probe (400°F / 204°C max.), test leads, protective boot, carrying case.
- Lifetime Limited Warranty.

CAT. NO.	UPC NO.	DESCRIPTION
DML-430A	08746	Digital Logging Meter (43,000 data points)
DML-430A-C*	35771*	Digital Logging Meter (43,000 data points)
TC-20	07535	Carrying Case (included)
TSG-3	12034	Sure-Grip Test Leads
TPB	07592	Bead Temperature Probe

* Includes Certificate of Calibration

SPECIFICATIONS	
Voltage Measurement	60.00, 600.0 mV; 9.999, 99.99, 999.9 V
Amperage Measurement	600.0, 6000µA; 60.00, 600.0mA; 6.000, 10.00A
Resistance	600.0Ω; 6.000, 60.00, 600.0 kΩ; 6.000, 60.00 MΩ
Conductance	99.99nS
Capacitance	60.00, 600.0nF; 6.000, 60.00, 600.0µF; 6.000, 25.00 mF
Frequency	15Hz-50kHz sine wave; 5Hz-1MHz logic level square wave
Temperature	K type, -58 to 1832 °F (-50 to 1000 °C)
Measurement Category	CAT IV, 1000V

Industrial 500,000-Count Digital Multimeter



- True RMS, 5-5/6-digit, 500,000-count display for greater accuracy.
- Audible input alert helps avoid damage to meter.
- Record max, min, and max-min and data hold.
- Crest capture (peak hold) max, min and max-min readings.
- Relative offset display mode makes monitoring relative measurement changes simple.
- Performs frequency, temperature and capacitance measurements, plus diode and continuity tests.
- Measures temperatures up to 1832°F.
- Autoranging – convenient operation – and to save you time.
- 42-segment analog bar graph display capability makes it easy to view quick changes.
- Bright, backlit display is easy to read under any light condition.
- RS-232 capable, may be connected to a PC for extended measurement capability with optional interface DMSC-9.
- Accessories included: (1) 9V battery, bead temperature probe (400°F/ 204°C max.), test leads, protective boot, carrying case.
- Lifetime Limited Warranty.

CAT. NO.	UPC NO.	DESCRIPTION
DM-860	07797	Industrial 500,000-Count Digital Multimeter
DM-860-C	07658	Industrial 500,000-Count Digital Multimeter
TC-20	07535	Carrying Case (included)
TSG-3	12034	Sure-Grip Test Leads
TPB	07592	Bead Temperature Probe

SPECIFICATIONS	
Voltage Measurement	500.00mV; 5.0000, 50.000, 500.00, 1000.0V
Amperage Measurement	500.00, 5000.0µA; 50.000, 500.00mA; 5.0000, 10.000A
Resistance	500.00Ω; 5.0000, 50.000, 500.00kΩ; 5.0000, 50.000MΩ
Capacitance	50.00; 500.0nF; 5.000, 50.00, 500.0, 9999µF
Frequency	5Hz-200kHz sine wave; 5Hz-2MHz logic level square wave
Temperature	K type, -58°F to 1832°F (-50°C to 1000°C)
Measurement Category	CAT IV, 600V; CAT III, 1000V

LIFETIME LIMITED WARRANTY
Testing & Measurement

USA
 Tel: 800.435.0786
 Fax: 800.451.2632

CANADA
 Tel: 800.435.0786
 Fax: 800.524.2853

INTERNATIONAL
 Tel: +1.815.397.7070
 Fax: +1.815.397.9247



ESM[™] Series Digital Multimeters

NEW



FEATURING:



DM-830A



DM-820A



DM-810A

DM-810A features:

- True RMS for no-compromise accuracy
- Measures voltage, current, resistance, capacitance and frequency.
- Tests continuity and diodes.
- Backlit LCD with dual 10,000 count displays
- BeepJack[™] warns when test leads are incorrectly inserted in current measurement terminals
- Automatic and manual range selection
- Relative offset mode to see changes in measurements
- Data hold
- Use optional USB interface DMSC-9U for direct-to-PC logging.
- Lifetime Limited Warranty

DM-820A also features:

- Crest capture (peak hold) plus recording of max, min, max-min and average
- Two voltage detection modes – non-contact or using a single test lead
- One temperature measurement using a type K thermocouple
- Conductance measurement

DM-830A has all DM-810A features plus:

- AC+DC True RMS gives accurate readings on complex waveforms
- Low impedance AutoCheck[™] mode – automatically selects AC or DC volts, resistance or continuity. Low impedance masks “ghost” voltage pickup.
- dBm function with 20 selectable reference impedance values
- Crest capture (peak hold) plus recording of max, min, max-min and average
- Two voltage detection modes – non-contact or using a single test lead
- Two temperature measurements using type K thermocouples
- Conductance measurement

Accessories included: (1) 9V battery, bead temperature probe (DM-820A, DM-830A only, 400°F/204°C max), test leads, protective boot, carrying case.

CAT. NO.	UPC NO.	DESCRIPTION
DM-830A	08745	Digital Multimeter
DM-830A-C*	35770*	Digital Multimeter
DM-820A	08744	Digital Multimeter
DM-820A-C*	35760*	Digital Multimeter
DM-810A	08743	Digital Multimeter
DM-810A-C*	35759*	Digital Multimeter
TC-20	07535	(R) Carrying Case
TSG-3	12034	(R) Sure-Grip Test Leads
TPB	07592	(R) Bead Temperature Probe (included with DM-820A, DM-830A)

* Includes Certificate of Calibration

SPECIFICATIONS	
Voltage Measurement	60.00, 600.0 mV; 9.999, 99.99, 999.9 V
Amperage Measurement	600.0, 6000µA; 60.00, 600.0mA; 6.000, 10.00A
Resistance	600.0Ω; 6.000, 60.00, 600.0 kΩ; 6.000, 60.00 MΩ
Conductance	99.99nS
Capacitance	60.00, 600.0nF; 6.000, 60.00, 600.0µF; 6.000, 25.00 mF
Frequency	15Hz-50kHz sine wave; 5Hz-1MHz logic level square wave
Temperature	K type, -58 to 1832 °F (-50 to 1000 °C)
Measurement Category	CAT IV, 1000V

Testing & Measurement

INTERNATIONAL

Tel: +1.815.397.7070
Fax: +1.815.397.9247

CANADA

Tel: 800.435.0786
Fax: 800.524.2853

USA

Tel: 800.435.0786
Fax: 800.451.2632

ESM™ Series Digital Multimeters

NEW



DM-510A



DM-210A



DM-200A

DM-200A features:

- Measures voltage, current, resistance and frequency.
- Tests continuity and diodes.
- Backlit LCD with 6,000 count display
- Two voltage detection modes – non-contact or using a single test lead
- BeepJack™ warns when test leads are incorrectly inserted in current measurement terminals
- Automatic and manual range selection
- Relative offset mode to see changes in measurements
- Data hold
- Use optional USB / RS-232 interface DMSC-2U for direct-to-PC logging.
- Lifetime Limited Warranty

DM-210A also features:

- Measures capacitance
- Measures temperature using a type K thermocouple

DM-510A has all DM-200A features plus:

- True RMS for no-compromise accuracy
- Crest capture (peak hold) plus recording of max, min, max-min and average
- Low impedance AutoCheck™ mode – automatically selects AC or DC volts, resistance or continuity. Low impedance masks “ghost” voltage pickup.
- Measures capacitance
- Measures temperature using a type K thermocouple

Accessories included: (2) 1.5V AAA batteries, bead temperature probe (DM-210A, DM-510A only, 400°F/204°C max), test leads, protective boot.

CAT. NO.	UPC NO.	DESCRIPTION
DM-510A	08742	Professional Plant Digital Multimeter
DM-510A-C*	35758*	Professional Plant Digital Multimeter
DM-210A	08741	Digital Multimeter
DM-210A-C*	35757*	Digital Multimeter
DM-200A	08740	Digital Multimeter
DM-200A-C*	35756*	Digital Multimeter
TSG-3	12034 B	Sure-Grip Test Leads

* Includes Certificate of Calibration

SPECIFICATIONS

Voltage Measurement	60.00, 600.0 mV; 6.000, 60.00, 600.0, 1000V
Amperage Measurement	600.0, 6000µA; 60.00, 600.0mA; 6.000, 8.00A
Resistance	600.0Ω; 6.000, 60.00, 600.0 kΩ; 6.000, 60.00 MΩ
Capacitance	60.00, 600.0nF; 6.000, 60.00, 600.0, 3000µF
Frequency	10Hz-50kHz sine wave; 5Hz-999.9kHz logic level square wave
Temperature	K type, -58 to 1832 °F (-50 to 1000 °C)
Measurement Category	CAT IV 300V; CAT III 600V; CAT II 1000V



Testing & Measurement

USA

Tel: 800.435.0786
Fax: 800.451.2632

CANADA

Tel: 800.435.0786
Fax: 800.524.2853

INTERNATIONAL

Tel: +1.815.397.7070
Fax: +1.815.397.9247

TRMS Digital Multimeter



Testing & Measurement

INTERNATIONAL

Tel: +1.815.397.7070
Fax: +1.815.397.9247

CANADA

Tel: 800.435.0786
Fax: 800.524.2853

USA

Tel: 800.435.0786
Fax: 800.451.2632



- True RMS for no-compromise accuracy when harmonics are present.
- Large LCD with backlight for easy viewing.
- AC/DC voltage, AC/DC amperage measurement.
- Non-contact voltage detection for identifying live lines without contacting conductors.
- Auto shut-off for longer battery life plus low battery indicator.
- Resistance measurement.
- Audible continuity and diode tests.
- Frequency measurement.
- Capacitance measurement.
- Data hold to capture measurement.
- 6000-count LCD for high resolution.
- Min/Max feature for added versatility.
- Audible input alert warns user if leads are in incorrect position.
- Lifetime Limited Warranty.

CAT. NO.	UPC NO.	DESCRIPTION
DM-350	11871	DMM, 1000V 10A RMS BL
DM-350-C*	22897*	DMM, 1000V 10A RMS BL
TSG-3	12034	Sure-Grip Test Leads
TC-40	19216	Carrying Case

* Includes Certificate of Calibration

SPECIFICATIONS

Amperage Measurement	600.0, 2000 μ A; 6.000, 10.00 A
Voltage Measurement	600.0 mV; 6.000, 60.00, 600.0, 1000V
Resistance Measurement	600.0 Ω ; 6.000, 60.00, 600.0 k Ω ; 6.000, 60.00 M Ω
Frequency Measurement	40 Hz minimum, 100 Hz to 60 kHz maximum, depending on function and range
Capacitance	600.0 nF; 6.000, 60.00, 600.0, 2000 μ F
Display	6000-count LCD
Measurement Category	CAT IV, 600V; CAT III, 1000V

TRMS Digital Multimeter



- True RMS for no-compromise accuracy when harmonics are present.
- Large LCD for easy viewing.
- AC/DC voltage, AC/DC amperage measurement.
- Non-contact voltage detection for identifying live lines without contacting conductors.
- Auto shut-off for longer battery life plus low battery indicator.
- Resistance measurement.
- Audible continuity and diode tests.
- Frequency measurement.
- Capacitance measurement.
- Data hold to capture measurement.
- 6000-count LCD for high resolution.
- Min/Max feature for added versatility.
- Audible input alert warns user if leads are in incorrect position.
- Lifetime Limited Warranty.

CAT. NO.	UPC NO.	DESCRIPTION
DM-330	11870	DMM, 1000V 10A RMS
DM-330-C*	22895*	DMM, 1000V 10A RMS
TSG-3	12034	Sure-Grip Test Leads
TC-40	19216	Carrying Case

* Includes Certificate of Calibration

SPECIFICATIONS

Amperage Measurement	6.000, 10.00 A
Voltage Measurement	600.0 mV; 6.000, 60.00, 600.0, 1000V
Resistance Measurement	600.0 Ω ; 6.000, 60.00, 600.0 k Ω ; 6.000, 60.00 M Ω
Frequency Measurement	40 Hz minimum, 100 Hz to 60 kHz maximum, depending on function and range
Capacitance	600.0 nF; 6.000, 60.00, 600.0, 2000 μ F
Display	6000-count LCD
Measurement Category	CAT IV, 600V; CAT III, 1000V

Averaging Digital Multimeter



- Use to measure voltage, resistance, current and continuity.
- Excellent for measuring AC voltage of electrical circuits.
- AC/DC voltage, AC/DC amperage measurement.
- Non-contact voltage detection for identifying live lines without contacting conductors.
- Auto shut-off for longer battery life plus low battery indicator.
- Resistance measurement.
- Audible continuity and diode tests.
- Frequency measurement.
- Capacitance measurement.
- Data hold to capture measurement.
- 6000-count LCD for high resolution.
- Min/Max feature for added versatility.
- Audible input alert warns user if leads are in incorrect position.
- Lifetime Limited Warranty.

CAT. NO.	UPC NO.	DESCRIPTION
----------	---------	-------------

DM-310	11869	DMM, 1000V 10A AVG
DM-310-C*	22894*	DMM, 1000V 10A AVG
TSG-3	12034	Sure-Grip Test Leads
TC-40	19216	Carrying Case

* Includes Certificate of Calibration

SPECIFICATIONS

Amperage Measurement	6.000, 10.00 A
Voltage Measurement	600.0 mV; 6.000, 60.00, 600.0, 1000V
Resistance Measurement	600.0 Ω; 6.000, 60.00, 600.0 kΩ; 6.000, 60.00 MΩ
Frequency Measurement	40 Hz minimum, 100 Hz to 60 kHz maximum, depending on function and range
Capacitance	600.0 nF; 6.000, 60.00, 600.0, 2000 μF
Display	6000-count LCD
Measurement Category	CAT IV, 600V; CAT III, 1000V

TRMS Digital Multimeter



- Use to measure voltage, resistance, and continuity.
- Excellent for measuring AC voltage of electrical circuits.
- AC/DC voltage measurement.
- Non-contact voltage detection for identifying live lines without contacting conductors.
- True RMS for the most accurate measurement when harmonics are present.
- Auto shut-off for longer battery life.
- Low battery indicator.
- Resistance measurement.
- Audible continuity and diode tests.
- Data hold to capture measurement.
- Frequency measurement.
- 6000-count LCD for high resolution.
- Min/Max feature for added versatility.
- Lifetime Limited Warranty.



CAT. NO.	UPC NO.	DESCRIPTION
----------	---------	-------------

DM-300	11868	DMM, 1000V RMS
DM-300-C*	22893*	DMM, 1000V RMS
TSG-3	12034	Sure-Grip Test Leads
TC-40	19216	Carrying Case

* Includes Certificate of Calibration

SPECIFICATIONS

Voltage Measurement	600.0 mV; 6.000, 60.00, 600.0, 1000V
Resistance Measurement	600.0 Ω; 6.000, 60.00, 600.0 kΩ; 6.000, 60.00 MΩ
Frequency Measurement	40 Hz minimum, 100 Hz to 60 kHz maximum, depending on function and range
Display	6000-count LCD
Measurement Category	CAT IV, 600V; CAT III, 1000V



Testing & Measurement

USA

Tel: 800.435.0786
Fax: 800.451.2632

CANADA

Tel: 800.435.0786
Fax: 800.524.2853

INTERNATIONAL

Tel: +1.815.397.7070
Fax: +1.815.397.9247

Manual Ranging Multimeter



- A perfect choice for residential and light commercial use.
- Includes elastomer boot to protect meter from damage.
- AC/DC voltage, AC/DC amperage measurement.
- Resistance measurement.
- Audible continuity and diode tests.
- Frequency measurement in voltage mode.
- Data hold to capture measurement.
- Max feature for added versatility.
- Lifetime Limited Warranty.

CAT. NO.	UPC NO.	DESCRIPTION
DM-60	12040	DMM, 600V AC/DC
TSG-3	12034	Sure-Grip Test Leads

SPECIFICATIONS

Amperage Measurement	200.0 μ A; 2.000, 20.00, 200.0 mA; 10.00 A
Voltage Measurement	200.0 mV; 2.000, 20.00, 200.0, 600V
Resistance Measurement	200.0 Ω ; 2.000, 20.00, 200.0 k Ω ; 2.000, 20.00 M Ω
Frequency Measurement	2 k to 10 MHz
Measurement Category	CAT III, 300V; CAT II, 600V

Manual Ranging Multimeter



- Multi-purpose meter for most electrical needs.
- Includes elastomer boot to protect meter from damage.
- AC/DC voltage, DC amperage measurement.
- Temperature measurement using type K thermocouple.
- Audible continuity and diode tests.
- Tests 1.5V and 9V batteries.
- Lifetime Limited Warranty.

CAT. NO.	UPC NO.	DESCRIPTION
DM-40	12039	DMM, 600V AC/DC w/ temp
TSG-3	12034	Sure-Grip Test Leads

SPECIFICATIONS

Amperage Measurement	DC A: 20.00, 200.0 mA
Voltage Measurement	AC V: 200.0, 600 V; DC V: 200.0, 2000 mV; 20.00, 200.0, 600 V
Resistance Measurement	200.0, 2000 Ω ., 20.00, 200.0 k Ω .; 20.00 M Ω
Temperature Measurement	-40 to 1832° F (-40 to 1000° C)
Measurement Category	CAT III, 300V; CAT II, 600V

Manual Ranging Multimeter



- Use to measure voltage and check batteries.
- Great for measuring current of small electronic circuits.
- Includes elastomer boot to protect meter from damage.
- AC/DC voltage, DC amperage measurement.
- Resistance measurement.
- Audible continuity and diode tests.
- Tests 1.5V and 9V batteries.
- Lifetime Limited Warranty.

CAT. NO.	UPC NO.	DESCRIPTION
DM-20	12037	DMM, 300V AC/DC

SPECIFICATIONS

Amperage Measurement	DC A: 2000 μ A; 20.00, 200.0 mA
Voltage Measurement	AC V: 200.0, 300 V; DC V: 200.0, 2000 mV; 20.00, 200.0, 300 V
Resistance Measurement	200.0, 2000 Ω ; 20.00, 200.0, 2000 k Ω
Measurement Category	CAT II, 300V



Testing & Measurement

INTERNATIONAL

Tel: +1.815.397.7070
Fax: +1.815.397.9247

CANADA

Tel: 800.435.0786
Fax: 800.524.2853

USA

Tel: 800.435.0786
Fax: 800.451.2632

PDMM-20 Pocket Multimeter



- Auto-select mode for hassle-free use.
- Low impedance eliminates stray or “ghost” voltage readings.
- AC/DC voltage measurement.
- Hassle-free, automatic measurement of voltage and resistance.
- Autoranging for quick, convenient measurements.
- Non-contact voltage detection for identifying live lines without contacting conductors.
- Intelligent Auto-Off for longer battery life.
- Low battery indicator.
- Resistance measurement.
- Audible continuity test.
- Frequency measurement in voltage mode.
- Capacitance measurement.
- 6000-count LCD for high resolution.
- Accessories included: (1) 3 V battery (CR2032), carrying case.
- Lifetime Limited Warranty.

SPECIFICATIONS

Voltage Measurement	6.000, 60.00, 450.0 V
Resistance Measurement	600.0Ω; 6.000, 60.00, 600.0 kΩ; 6.000 MΩ
Capacitance	100.0, 1000 nF; 10.00, 100.0 μF
Display	6000-count LCD
Measurement Category	CAT II, 450 V; CAT III, 300 V

CAT. NO.	UPC NO.	DESCRIPTION
PDMM-20	11689	Pocket Multimeter

Analog Multimeter



- Easy to read, multi-function display.
- AC/DC voltage, DC amperage measurement.
- Built-in test leads, no loose parts to lose.
- Resistance measurement.
- Tests 1.5 V and 9 V batteries.
- Accessories included: (1) 1.5 V AA battery.
- Lifetime Limited Warranty.

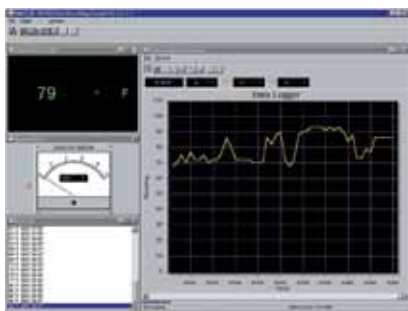
SPECIFICATIONS

Amperage Measurement	DC A: 30, 500 mA
Voltage Measurement	AC V: 15, 50, 150, 300 V; DC V: 5, 15, 50, 150, 300 V
Resistance Measurement	10, 100K Ω, 1 MΩ
Measurement Category	CAT II, 300V per UL; 61010B-1

CAT. NO.	UPC NO.	DESCRIPTION
AM-6	12725	Analog Multimeter

MULTIMETER ACCESSORIES

Interface Kits



See both digital and analog meter readouts on-screen, plus a large, easy-to-read graph of logged values – in this case, a thermocouple monitoring air temperature in a forced-air furnace duct.



DMSC-9U



DMSC-2U



DMSC-9

- Connects to a PC for data storage and retrieval from Greenlee digital multimeters.
- Allows retrieval of stored data and real-time logging and graphing.
- Retrieve stored data log from DML-Series.
- Export data to disk for analysis with any spreadsheet.
- Lifetime Limited Warranty.

CAT. NO.	UPC NO.	DESCRIPTION
DMSC-2U	35772 NP	For DM-200 and 200A Series and DM-510A Digital Multimeters
DMSC-9U	35773 NP	For DM-800A Series and DML-430A Digital Multimeters
DMSC-9	07755	For DM-860 Digital Multimeter

SPECIFICATIONS

Software Requirements	Windows 7/Vista/XP/2000/NT4 or Windows ME/98/95
Hardware Requirements	CPU and memory – minimum Windows requirement Monitor – at least 640 x 480, 800 x 600 recommended. Hard disk – at least 20 megabytes free space. Connection – DMSC-9U: free USB port; DMSC-2U: free USB or 9-pin serial port; DMSC-9: free 9-pin serial port.



Testing & Measurement

USA

Tel: 800.435.0786
Fax: 800.451.2632

CANADA

Tel: 800.435.0786
Fax: 800.524.2853

INTERNATIONAL

Tel: +1.815.397.7070
Fax: +1.815.397.9247



MULTIMETER ACCESSORIES

3000A Clamp-on Adapter



- Flexible clamp for easy "fishing" around a conductor.
- 3000A AC current measuring accessory.
- 24" long.
- Perfect for any multimeter that reads AC millivolts.
- Accessories included: (1) 9V battery.
- Lifetime Limited Warranty.

CAT. NO.	UPC NO.	DESCRIPTION
CMAF-3000	07533	3000A Clamp-on Adapter
CMAF-3000-C*	07608*	3000A Clamp-on Adapter

* Includes Certificate of Calibration

SPECIFICATIONS

Amperage Measurement	300, 3000A
Voltage Output	300A – 10mV output per 1 amp input 3000A – 1mV output per 1 amp input
Clamp Length	24" (610 mm)
Measurement Category	CAT III, 1000V

AC/DC Clamp-on Current Adapter



- AC/DC current measuring accessory.
- Measure up to 600 amps.
- Perfect for any multimeter that reads AC and DC millivolts.
- Accessories included: (1) 9V battery.
- Lifetime Limited Warranty.

CAT. NO.	UPC. NO.	DESCRIPTION
CMA-60	07531	AC/DC Clamp-on Current Adapter

SPECIFICATIONS

Amperage Measurement	0-600A
Voltage Output	100 amp range – 10mV output per 1 amp input 600 amp range – 1mV output per 1 amp input
Jaw Opening	1.38" (35 mm)
Measurement Category	CAT III, 300V; CAT II, 600V

Clamp-on Current Adapter



- AC current measuring accessory.
- Measures up to 400A AC.
- Perfect for any multimeter that reads AC millivolts.
- Lifetime Limited Warranty.

CAT. NO.	UPC. NO.	DESCRIPTION
CMA-40	07530	Clamp-on Current Adapter

SPECIFICATIONS

Amperage Measurement	0.1-400A
Voltage Output	1mV per 1 amp input
Jaw Opening	1.18" (30 mm)
Measurement Category	CAT III, 300V; CAT II, 600V

Multimeter Hanging Strap



- Hanging accessory fits many digital multimeters
- Strong magnet for use on steel panels
- Nylon strap loops around pipes
- Includes magnet, strap, and mounting tab

CAT. NO.	UPC NO.	DESCRIPTION
DMHS-1	35774	Multimeter Hanging Strap

CLAMP-ON METERS

Clamp-on Meter Comparison Guide

FEATURE	CMGRT-100	CMP-200	CMI-200	CMI-100	CM-1550	CM-1500	CM-1350	CM-1300
True RMS		•	•	•	•		•	
DCA (A max)		2000	2500	1000	1000	1000		
Maximum resolution (A)		0.1	0.1	0.1	0.1	0.1		
Best accuracy (%)		1.5	1.5	2.0	1.2	1.2		
ACA (A max)	30	2000	2100	1000	1000	1000	1000	1000
Maximum resolution (A)	1mA	0.1	0.1	0.1	0.1	0.1	0.1	0.1
Best accuracy (%)	2.5	1.5	1.5	2.0	1.9	1.9	1.9	1.9
DCV (V max)		600	600	600	1000	1000	1000	1000
Maximum resolution (V)		0.1	0.1mV	0.1mV	0.1	0.1	0.1	0.1
Best accuracy (%)		1.5	1.5	0.75	0.7	0.7	0.7	0.7
ACV (V max)		600	600	600	750	750	750	750
Maximum resolution (V)		0.1	0.1mV	0.1mV	0.1	0.1	0.1	0.1
Best accuracy (%)		1.5	1.5	1.2	1.0	1.0	1.0	1.0
Resistance (Ω)	1200		40M	40M	400	400	400	400
Maximum resolution (Ω)	0.01		0.1	0.1	0.1	0.1	0.1	0.1
Best accuracy (%)	1.5		1.5	1.0	1.0	1.0	1.0	1.0
Continuity and beeper			•	•	•	•	•	•
Diode test			•	•				
Capacitance								
Frequency		•	•	•	•	•	•	•
Frequency response (Hz)	47-800	40-400	40-1k	40-450	50-500	50-500	50-500	50-500
Temperature (T1)								
Jaw opening	1.25" (32 mm)	2.17" (55 mm)	2.17" (55 mm)	1.81" (46 mm)	2.0" (51 mm)	2.0" (51 mm)	1.85" (47 mm)	1.85" (47 mm)
Display type	Digital	Dual Digital	Digital	Digital	Digital	Digital	Digital	Digital
Display update X/sec		2	2	2	2.5	2.5	2.5	2.5
Count	3000	4000	4000	4000	4000	4000	4000	4000
Analog bar graph			40 segments	40 segments	42 segments	42 segments	42 segments	42 segments
Analog update X/sec			20	20	13	13	13	13
Zoom analog bar graph								
Low battery indicator		•	•	•	•	•	•	•
Autoranging	•	•	•	•	•	•	•	•
Auto power off	•		•	•	•	•	•	•
Peak hold				•	•	•	•	•
Data hold	•	•	•	•	•	•	•	•
Min, max			•	•	•	•	•	•
Data logging								
Power factor		•						
True power (kW)		1200						
Apparent Power (kVA)		1200						
Measurement Category	III, 150V	III, 600V	III, 600V	III, 600V	IV, 600V III, 1000V	IV, 600V III, 1000V	IV, 600V III, 1000V	IV, 600V III, 1000V
UL	•	•	•	•	•	•	•	•
cUL or CSA		•	•	•	•	•	•	•
CE	•	•	•	•	•	•	•	•



Testing & Measurement

USA

Tel: 800.435.0786
Fax: 800.451.2632

CANADA

Tel: 800.435.0786
Fax: 800.524.2853

INTERNATIONAL

Tel: +1.815.397.7070
Fax: +1.815.397.9247



Clamp-on Meter Comparison Guide

FEATURE	CM-950	CM-900	CM-850	CM-800	CM-600	CMT-90	CMT-80	CM-450	CM-410	CM-330
True RMS	•		•			•		•		
DCA (A max)	600	600								
Maximum resolution (A)	0.1	0.1								
Best accuracy (%)	1.2	1.2								
ACA (A max)	600	600	600	600	600	600	400	600	400	400
Maximum resolution (A)	0.1	0.1	0.1	0.1	0.1	0.1	0.1	0.01	0.1	0.01
Best accuracy (%)	1.9	1.9	1.9	1.9	1.9	1.9	1.8	1.5	1.9	2.0
DCV (V max)	600	600	600	600	600	1000	600	600	600	
Maximum resolution (V)	0.1	0.1	0.1	0.1	1	0.1	0.1	0.1mV	0.1	
Best accuracy (%)	0.7	0.7	0.7	0.7	0.8	1.0	1.0	0.3	1.0	
ACV (V max)	600	600	600	600	600	1000	600	600	600	
Maximum resolution (V)	0.1	0.1	0.1	0.1	1	0.1	0.1	1mV	0.1	
Best accuracy (%)	1.0	1.0	1.0	1.0	1.2	1.5	1.5	1.5	1.5	
Resistance (Ω)	400	400	400	400	2000	2000	2000	40M	20M	
Maximum resolution (Ω)	0.1	0.1	0.1	0.1	1	0.1	1	0.1	0.1	
Best accuracy (%)	1.0	1.0	1.0	1.0	1.5	2.0	2.0	0.6	0.7	
Continuity and beeper	•	•	•	•	•	•	•	•	•	
Diode test								•		
Capacitance										
Frequency	•	•	•	•				•		
Frequency response (Hz)	50-500	50-500	50-400	50-400	40-500	50-500	50-60	50-60	50-500	50-60
Temperature (T1)										
Jaw opening	1.38" (35 mm)	1.38" (35 mm)	1.34" (34 mm)	1.34" (34 mm)	1.38" (35 mm)	1.34" (34 mm)	1.06" (27 mm)	1.02" (26 mm)	1.06" (27 mm)	1.18" (30 mm)
Display type	Digital	Digital	Digital	Digital	Digital	Digital	Digital	Digital	Digital	Digital
Display update X/sec	2.5	2.5	2.5	2.5	4		1 to 4	3	1.5	25
Count	4000	4000	4000	4000	2000	10,000	6000	4000	2000	2000
Analog bar graph	42 segments	42 segments	42 segments	42 segments						
Analog update X/sec	13	13	13	13						
Zoom analog bar graph										
Low battery indicator	•	•	•	•	•	•	•	•	•	•
Autoranging	•	•	•	•				•	•	
Auto power off	•	•	•	•	•	•	•	•	•	
Peak hold	•	•	•	•						
Data hold	•	•	•	•	•	•	•	•	•	•
Min, max	•	•	•	•						max only
Data logging										
Power factor										
True power (kW)										
Apparent Power (kVA)										
Measurement Category	III, 600V	III, 600V	III, 600V	III, 600V	III, 600V	IV, 600V III, 1000V	III, 600V	III, 600V	III, 600V	III, 600V
UL	•	•	•	•	•	•	•	•	•	•
cUL or CSA	•	•	•	•	•	•	•	•	•	•
CE	•	•	•	•	•	•	•	•	•	•



Testing & Measurement

INTERNATIONAL

Tel: +1.815.397.7070
Fax: +1.815.397.9247

CANADA

Tel: 800.435.0786
Fax: 800.524.2853

USA

Tel: 800.435.0786
Fax: 800.451.2632

Ground Resistance Tester



- Reads ground resistance down to 0.10Ω.
- Fully autoranging with data hold to capture readings.
- Convenient alarm and 99-point memory functions.
- Measures up to 30A RMS ground or leakage current.
- Measures currents down to 1mA.
- Accessories included: (1) 9V battery, molded carrying case, test resistance loop.
- Lifetime Limited Warranty.

CAT. NO.	UPC NO.	DESCRIPTION
CMGRT-100	07653	Ground Resistance Tester
CMGRT-100-C*	07730*	Ground Resistance Tester

* Includes Certificate of Calibration

SPECIFICATIONS

Ground Resistance Measurement	0.10 to 1200Ω
Ground/Leakage Current Measurement	299mA; 2.999A, 29.99A
Display	3-3/4-digit LCD, 2999-count
Jaw Opening	1.25" (32 mm)
Measurement Category	CAT III, 150V

2000A Power Clamp



- True RMS for accurate measurement when harmonics are present.
- Extra high capacity 2000A measurement.
- Measures True Power, Apparent Power, Reactive Power, Power Factor, voltage, current and frequency.
- Calculates total power and power factor on 3-phase, 3-wire, and 3-phase, 4-wire, and 1-phase, 3-wire circuits using stored measurement.
- Stores up to 4 sets of measurements for calculation on multi-phase and multi-wire circuits.
- Large, easy-to-read, dual 4-digit, 4000-count LCD display for high resolution.
- Instantly recall the calculated Power Factor.
- Accessories included: (1) 9V battery, test leads, carrying case.
- Lifetime Limited Warranty.

CAT. NO.	UPC NO.	DESCRIPTION
CMP-200	07568	2000A Power Clamp
CMP-200-C*	07635*	2000A Power Clamp
TSG-3	12034	Sure-Grip Test Leads
TC-55	07747	Carrying Case

* Includes Certificate of Calibration

SPECIFICATIONS

True Power	99.99, 999.9, 1200kW
Reactive Power	99.99, 999.9, 1200kVAR
Amperage Measurement	499.9, 2000A
Voltage Measurement	499.9, 600V
Frequency	10Hz-1000Hz
Jaw Opening	2.17" (55 mm)
Measurement Category	CAT III, 600V



Testing & Measurement

USA

Tel: 800.435.0786
Fax: 800.451.2632

CANADA

Tel: 800.435.0786
Fax: 800.524.2853

INTERNATIONAL

Tel: +1.815.397.7070
Fax: +1.815.397.9247

2500A Industrial Clamp Meter



- True RMS for accurate measurement when harmonics are present.
- High capacity 2500A DC, 2100A AC amperage measurement.
- 600V AC/DC voltage, frequency, and resistance measurements for maximum versatility.
- Peak hold, min-max, relative offset and analog bar graph to help monitor power changes.
- Produces 1mV per amp output to allow use as a remote transducer, linked to a multimeter or oscilloscope.
- Auto power off for longer battery life.
- Accessories included: (1) 9V battery, test leads, carrying case.
- Lifetime Limited Warranty.

CAT. NO.	UPC NO.	DESCRIPTION
CMI-200	07567	2500A Industrial Clamp Meter
CMI-200-C*	07634*	2500A Industrial Clamp Meter
TSG-3	12034	Sure-Grip Test Leads
TC-55	07747	Carrying Case

* Includes Certificate of Calibration

SPECIFICATIONS

Amperage Measurement	AC – 400.0, 2100A; DC – 400.0, 2500A
Voltage Measurement	AC – 4.000, 40.00, 400.0, 600V DC – 400.0mV; 4.000, 40.00, 400.0, 600V
Display	3-3/4-digit, 4000-count (9999 for frequency)
Frequency	99.99, 999.9Hz; 9.999, 99.99, 999.9kHz
Resistance	400.0Ω; 4.000, 40.00, 400.0kΩ; 4.000, 40.00MΩ
Jaw Opening	2.17" (55 mm)
Voltage Output	1mV output per 1 amp input
Measurement Category	CAT III, 600V

Industrial Clamp Meter



- High capacity 1000A AC/DC amperage measurement.
- 600V AC/DC voltage, frequency, and resistance measurements for maximum versatility.
- Continuity and diode tests with audible and visual indicators.
- Accessories included: (1) 9V battery, test leads, carrying case.
- Lifetime Limited Warranty.

CAT. NO.	UPC NO.	DESCRIPTION
CMI-100	07564	Industrial Clamp Meter
CMI-100-C*	07631*	Industrial Clamp Meter
TSG-3	12034	Sure-Grip Test Leads
TC-50	07746	Carrying Case

* Includes Certificate of Calibration

SPECIFICATIONS

Amperage Measurement	400.0, 1000A
Voltage Measurement	AC - 4.000, 40.00, 400.0, 600V DC - 400.0mV; 4.000, 40.00, 400.0, 600V
Display	3-3/4-digit, 4000-count (9999 for frequency)
Frequency	Voltage Mode - 99.99, 999.9Hz; 9.999, 99.99, 800.0kHz Current Mode - 99.99, 999.9Hz
Resistance	400.0Ω; 4.000, 40.00, 400.0kΩ; 4.000, 40.00MΩ
Jaw Opening	1.81" (46 mm)
Measurement Category	CAT III, 600V

1000A AC/DC True RMS Clamp Meter



- True RMS for the most accurate measurement when harmonics are present.
- AC/DC amperage, AC/DC voltage, frequency and resistance measuring capability.
- Dual Hall sensor for the most accurate measurements.
- Easy-to-read backlit display for use in low light conditions.
- Peak and data hold to capture measurement.
- MIN/MAX feature for added versatility.
- Analog bar graph to view quick changes.
- Audible continuity test.
- Selectable Auto Off for longer battery life.
- Accessories included: (1) 9V battery, test leads, carrying case.
- Lifetime Limited Warranty.

CAT. NO.	UPC NO.	DESCRIPTION
CM-1550	07799	True RMS Clamp Meter
CM-1550-C*	10863*	True RMS Clamp Meter
TSG-3	12034 R	Sure-Grip Test Leads
TC-30	07536 R	Carrying Case

* Includes Certificate of Calibration

SPECIFICATIONS	
Amperage Measurement	400.0, 1000A
Voltage Measurement	AC V: 400.0, 750V; DC V: 400.0, 1000V
Resistance	400.0Ω
Frequency	0.400kHz
Display	4000-count LCD display
Jaw Opening	2.0" (51 mm)
Measurement Category	CAT IV, 600V CAT III, 750V AC/1000V DC

1000A AC/DC Clamp Meter



- AC/DC amperage, AC/DC voltage, frequency and resistance measuring capability.
- Dual Hall sensor for the most accurate measurements.
- Easy-to-read backlit display for use in low light conditions.
- Peak and data hold to capture measurement.
- MIN/MAX feature for added versatility.
- Analog bar graph to view quick changes.
- Audible continuity test.
- Selectable Auto Off for longer battery life.
- Accessories included: (1) 9V battery, test leads, carrying case.
- Lifetime Limited Warranty.

CAT. NO.	UPC NO.	DESCRIPTION
CM-1500	07798	Clamp Meter
CM-1500-C*	10862*	Clamp Meter
TSG-3	12034 R	Sure-Grip Test Leads
TC-30	07536 R	Carrying Case

* Includes Certificate of Calibration

SPECIFICATIONS	
Amperage Measurement	400.0, 1000A
Voltage Measurement	AC V: 400.0, 750V; DC V: 400.0, 1000V
Resistance	400.0Ω
Frequency	0.400kHz
Display	4000-count LCD display
Jaw Opening	2.0" (51 mm)
Measurement Category	CAT IV, 600V per IEC 61010-1 CAT III, 750V AC/1000V DC



Testing & Measurement

USA

Tel: 800.435.0786
Fax: 800.451.2632

CANADA

Tel: 800.435.0786
Fax: 800.524.2853

INTERNATIONAL

Tel: +1.815.397.7070
Fax: +1.815.397.9247

1000A AC True RMS Clamp Meter



Testing & Measurement



- True RMS for the most accurate measurement when harmonics are present.
- AC amperage, AC/DC voltage, frequency and resistance measuring capability.
- Easy-to-read backlit display for use in low light conditions.
- Peak and data hold to capture measurement.
- MIN/MAX feature for added versatility.
- Analog bar graph to view quick changes.
- Audible continuity test.
- Selectable Auto Off for longer battery life.
- Accessories included: (1) 9V battery, test leads, carrying case.
- Lifetime Limited Warranty.

CAT. NO.	UPC NO.	DESCRIPTION
CM-1350	07733	True RMS Clamp Meter
CM-1350-C*	10861*	True RMS Clamp Meter
TSG-3	12034	Sure-Grip Test Leads
TC-30	07536	Carrying Case

* Includes Certificate of Calibration

SPECIFICATIONS

Amperage Measurement	0 - 400.0, 1000A
Voltage Measurement	AC V: 400.0, 750V DC V: 400.0, 1000V
Resistance	0-400.0Ω
Frequency	0.400kHz
Display	4000-count LCD display
Jaw Opening	1.85" (47 mm)
Measurement Category	CAT IV, 600V CAT III, 750V AC/1000V DC

1000A AC Clamp Meter



- AC amperage, AC/DC voltage, frequency and resistance measuring capability.
- Easy-to-read backlit display for use in low light conditions.
- Peak and data hold to capture measurement.
- MIN/MAX feature for added versatility.
- Analog bar graph to view quick changes.
- Audible continuity test.
- Selectable Auto Off for longer battery life.
- Accessories included: (2) 1.5 V AA batteries, test leads, carrying case.
- Lifetime Limited Warranty.

CAT. NO.	UPC NO.	DESCRIPTION
CM-1300	07732	Clamp Meter
CM-1300-C*	10860*	Clamp Meter
TSG-3	12034	Sure-Grip Test Leads
TC-30	07536	Carrying Case

* Includes Certificate of Calibration

SPECIFICATIONS

Amperage Measurement	0 - 400.0, 1000A
Voltage Measurement	AC V: 400.0, 750 V DC V: 400.0, 1000V
Resistance	0-400.0Ω
Frequency	0.400kHz
Display	4000-count LCD display
Jaw Opening	1.85" (47 mm)
Measurement Category	CAT IV, 600V CAT III, 750V AC/1000V DC

INTERNATIONAL

Tel: +1.815.397.7070
Fax: +1.815.397.9247

CANADA

Tel: 800.435.0786
Fax: 800.524.2853

USA

Tel: 800.435.0786
Fax: 800.451.2632

600A AC/DC True RMS Clamp Meter



- True RMS for the most accurate measurement when harmonics are present
- AC/DC amperage, AC/DC voltage, frequency and resistance measuring capability.
- Dual Hall sensor for DC amperage accuracy.
- Easy-to-read backlit display for use in low light conditions.
- Peak and data hold to capture measurement.
- MIN/MAX feature for added versatility.
- Analog bar graph to view quick changes.
- Auto zero for DCA measurement.
- Selectable Auto Off for longer battery life.
- Accessories included: (1) 9V battery, test leads, carrying case.
- Lifetime Limited Warranty.

CAT. NO.	UPC NO.	DESCRIPTION
CM-950	07700	AC/DC True RMS Clamp Meter
CM-950-C*	10859*	AC/DC True RMS Clamp Meter
TSG-3	12034 R	Sure-Grip Test Leads
TC-10	07534 R	Carrying Case

* Includes Certificate of Calibration

SPECIFICATIONS

Amperage Measurement	400.0, 600A
Voltage Measurement	400.0, 600V
Resistance	400.0Ω
Frequency	0.400kHz
Display	4000-count LCD
Jaw Opening	1.38" (35 mm)
Measurement Category	CAT III, 600V

600A AC/DC Clamp Meter



- AC/DC amperage, AC/DC voltage, frequency and resistance measuring capability.
- Dual Hall sensor for DC amperage accuracy.
- Easy-to-read backlit display for use in low light conditions.
- Peak and data hold to capture measurement.
- MIN/MAX feature for added versatility.
- Analog bar graph to view quick changes.
- Auto zero for DCA measurement.
- Selectable Auto Off for longer battery life.
- Accessories included: (1) 9V battery, test leads, carrying case.
- Lifetime Limited Warranty.

CAT. NO.	UPC NO.	DESCRIPTION
CM-900	07699	AC/DC Clamp Meter
CM-900-C*	10858*	AC/DC Clamp Meter
TSG-3	12034 R	Sure-Grip Test Leads
TC-10	07534 R	Carrying Case

* Includes Certificate of Calibration

SPECIFICATIONS

Amperage Measurement	400.0, 600A
Voltage Measurement	400.0, 600V
Resistance	400.0Ω
Frequency	0.400kHz
Display	4000-count LCD display
Jaw Opening	1.38" (35 mm)
Measurement Category	CAT III, 600V



Testing & Measurement

USA

Tel: 800.435.0786
Fax: 800.451.2632

CANADA

Tel: 800.435.0786
Fax: 800.524.2853

INTERNATIONAL

Tel: +1.815.397.7070
Fax: +1.815.397.9247

600A AC True RMS Clamp Meter



- True RMS for the most accurate measurement when harmonics are present.
- AC amperage, AC/DC voltage, frequency and resistance measuring capability.
- Easy-to-read backlit display for use in low light conditions.
- Peak and data hold to capture measurement.
- MIN/MAX feature for added versatility.
- Analog bar graph to view quick changes.
- Selectable Auto Off for longer battery life.
- Accessories included: (1) 9V battery, test leads, carrying case.
- Lifetime Limited Warranty.

CAT. NO.	UPC NO.	DESCRIPTION
----------	---------	-------------

CM-850	07666	True RMS Clamp Meter
CM-850-C*	10857*	True RMS Clamp Meter
TSG-3	12034 R	Sure-Grip Test Leads
TC-10	07534 R	Carrying Case

* Includes Certificate of Calibration

SPECIFICATIONS

Amperage Measurement	AC - 400.0, 600A
Voltage Measurement	400.0, 600V
Resistance	400.0Ω
Frequency	0.400kHz
Display	4000-count LCD
Jaw Opening	1.34" (34mm)
Measurement Category	CAT III, 600V

600A AC Clamp Meter



- AC amperage, AC/DC voltage, frequency and resistance measuring capability.
- Easy-to-read backlit display for use in low light conditions.
- Peak and data hold to capture measurement.
- MIN/MAX feature for added versatility.
- Analog bar graph to view quick changes.
- Selectable Auto Off for longer battery life.
- Accessories included: (2) 1.5 V AA batteries, test leads, carrying case.
- Lifetime Limited Warranty.

CAT. NO.	UPC NO.	DESCRIPTION
----------	---------	-------------

CM-800	07664	Clamp Meter
CM-800-C*	10856*	Clamp Meter
TSG-3	12034 R	Sure-Grip Test Leads
TC-10	07534 R	Carrying Case

* Includes Certificate of Calibration

SPECIFICATIONS

Amperage Measurement	AC - 400.0, 600A
Voltage Measurement	400.0, 600V
Resistance	400.0Ω
Frequency	0.400kHz
Display	4000-count LCD display
Jaw Opening	1.34" (34mm)
Measurement Category	CAT III, 600V

AC Clamp-on Meter



CM-600 features:

- Both AC amperage and AC/DC voltage measurement.
- Resistance measurement up to 2000Ω.
- Auto power off for longer battery life.
- Accessories included: (1) 9V battery, test leads, carrying case.
- Lifetime Limited Warranty.


CAT. NO.	UPC NO.	DESCRIPTION
CM-600	07593	AC Clamp-on Meter
CM-600-C*	07625*	AC Clamp-on Meter
TSG-3	12034 R	Sure-Grip Test Leads
TC-10	07534 R	Carrying Case

* Includes Certificate of Calibration

SPECIFICATIONS

Amperage Measurement	600A AC
Voltage Measurement	600V
Display	3-1/2-digit LCD, 2000-count
Resistance	2000Ω
Jaw Opening	1.38" (35 mm)
Measurement Category	CAT III, 600V

True RMS Clamp Meter



- AC amperage, AC/DC voltage measurement.
- True RMS for the most accurate measurement where harmonics are present.
- Quick, easy operation.
- Auto power off for longer battery life.
- Resistance measurement.
- Audible continuity and diode tests.
- Frequency measurement.
- Data hold to capture measurement.
- 4000 count LCD.
- Accessories included: Test leads, 3V Standard button battery (IEC-CR 2032; ANSI-NEDA 54004LC)
- Lifetime Limited Warranty.

CAT. NO.	UPC NO.	DESCRIPTION
CM-450	12726	AC Clamp-on Meter, True RMS
TSG-3	12034 R	Sure-Grip Test Leads
TC-5	07588 R	Carrying Case

SPECIFICATIONS

Amperage Measurement	40.00, 400.0, 600 A AC
Jaw Opening	1.02" (26 mm)
Display	LCD, 4000-count
Voltage	4.000, 40.00, 400.0, 600 V AC 400.0 mV, 4.000, 40.00, 400.0, 600V DC
Resistance	400.0Ω; 4.000, 40.00, 400.0kΩ; 4.000, 40.00MΩ
Measurement Category	CAT III, 600V per UL 61010-1



Testing & Measurement

USA

Tel: 800.435.0786
Fax: 800.451.2632

CANADA

Tel: 800.435.0786
Fax: 800.524.2853

INTERNATIONAL

Tel: +1.815.397.7070
Fax: +1.815.397.9247

AC Clamp-on Meter



- Measures to 600 volts AC and DC, and 400 amps AC.
- Data hold to capture important readings.
- Audible continuity test.
- Auto power off for longer battery life.
- Accessories included: (2) 1.5V AAA batteries, test leads, carrying case.
- Lifetime Limited Warranty.

CAT. NO.	UPC NO.	DESCRIPTION
CM-410	73420	AC Clamp-on Meter, 400A
TSG-3	12034	Sure-Grip Test Leads
TC-5	07588	Carrying Case

SPECIFICATIONS

Amperage Measurement	200.0, 400A AC
Jaw Opening	1.06" (27 mm)
Display	3-1/2-digit LCD, 2000-count
Voltage	200.0, 600V
Resistance	200.0Ω; 2.000, 20.00, 200.0kΩ; 2.000, 20.00MΩ
Measurement Category	CAT III, 600V

Testing & Measurement

Clamp-on Meter



- AC current measuring capability up to 400 amps.
- Compact size, fits easily into tool pouch.
- Data hold and Max hold to capture important readings.
- 2000-Count LCD.
- Lifetime Limited Warranty.
- Accessories included: (1) 9V battery, carrying case.
- Lifetime Limited Warranty.

CAT. NO.	UPC NO.	DESCRIPTION
CM-330	11865	Clampmeter, 400A AC
TC-5	07588	Carrying Case

SPECIFICATIONS

Amperage Measurement	20.00, 200.0, 400 A AC
Display	2000-count LCD
Jaw Opening	1.18" (30 mm)
Measurement Category	CAT III, 600 V per UL 61010B-1

INTERNATIONAL

Tel: +1.815.397.7070
Fax: +1.815.397.9247

CANADA

Tel: 800.435.0786
Fax: 800.524.2853

USA

Tel: 800.435.0786
Fax: 800.451.2632

CIRCUIT TRACING

Circuit Tracer Application Guide

FINDER	CIRCUIT SEEKER	OPEN CIRCUIT	CLOSED CIRCUIT	BREAKER FINDER	BREAKER FINDER
	CS-8000	2008	2007	CS-2072	CS-2072K
Locate and identify breakers	•	• ¹	•	•	•
Locate and identify fuses	•	• ¹	•	•	•
Locate and identify blown fuses	•	•			
Trace concealed wiring in walls and floors	•	•	•		
Locate junction box relays and transformers	•	•	•		
Locate switch gear	•	•	•		
Find shorts to ground	•	•	•		
Trace wires in PVC (nonmetallic conduit)	•	•	•		
Find opens in a circuit	•	•			
Localize power and lighting panels	•	•	•		
Operate on energized circuits	•	• ¹	•	•	•
Operate on low voltage circuits	•	•	•		
Operate on high voltage circuits (600VAC)	•				
Operate on unenergized circuits	•	•	• ³		
Trace shielded cable	•	• ²			
Trace metal conduit	•		•		
Sort wires and trace coax cable	•	•			
Auto gain circuitry for improved accuracy	•				
AC voltage range	0-750V	0-480V	9-300V	110-120V	80-277V
DC voltage range	0-750V	0-480V	9-300V		
Distance – receiver from transmitter	300 ft.-4 mi. ⁵ (915 m-6.5 km)	3000-4000 ft. (915 m-1220 m)	3-4 miles (4.9 km-6.5 km)	300 ft. (91.4 m)	300 ft. (91.4 m)
Transmitter battery	(2) AA	9V	—	—	—
Receiver battery	(2) AA	9V	9V	9V	9V

1. Will operate on energized circuits in limited applications. Will not locate and identify a particular breaker or fuse, but will identify breakers or fuses that share a common bus.
 2. Good earth ground required. Attach one prong of transmitter to shield of the cable and the other prong to a good earth ground (such as water pipe, metal building frame, etc.).
 3. For circuits without power, hook-up a 9V battery in series with the circuit and transmitter to power the line.
 4. Closed circuit applications only.
 5. Depends on application – shorter distances for open circuit tracing, longer distances for closed circuit tracing applications.



Testing & Measurement

USA

Tel: 800.435.0786
Fax: 800.451.2632

CANADA

Tel: 800.435.0786
Fax: 800.524.2853

INTERNATIONAL

Tel: +1.815.397.7070
Fax: +1.815.397.9247

CS-8000 Circuit Seeker[™] Circuit Tracer



NEW



Features:

- Advanced patented non-directional sensing technology.
- Superior sensitivity and functionality providing for accurate tracing & locating.
- Ergonomic receiver with information-rich full-color graphical LCD.
- Graphics and audible signal provide quick and easy to understand tracing feedback.
- Traces concealed wiring, locates junction boxes, and finds breakers for live or open circuits.
- Locates and identifies blown fuses.
- Finds shorts and breaks in conductors.
- Low pitch, high volume audible indicator.
- User-selectable automatic or manual gain capability for fast, convenient use.
- Can be used on GFCI protected circuits.
- Automatic backlight on receiver maximizes battery life.
- Supports transmitter-to-receiver distances up to 4 miles for closed circuit tracing.
- Lifetime Limited Warranty.

CAT. NO.	UPC NO.	DESCRIPTION
CS-8000	12126	Circuit Seeker
12849	12849	Transmitter
12850	12850	Receiver
10057	10057	Alligator Clips (2)
10054	10054	AC Blade
12852	12852	AC Plug Adapter
12853	12853	Extension Leads (2)
12851	12851	Carrying Case

SPECIFICATIONS

Capacity	0 to 750V AC/DC
Frequency	15.15 kHz
Receiver Range	up to 20' (6 m) Live Line Mode; up to 10' (3 m) Open Line with metallic connection to ground; 1-3' (.3-.9 m) with capacitive ground reference
Weight	4.3 lbs. (1950 g)



Testing & Measurement



Power Finder[®] Open Circuit Tracer

Features:

- Fast, simple, unenergized circuit tracing.
- Traces concealed wiring.
- Supports transmitter-to-receiver distances up to 4000 feet (1220 m).
- Accessories included: transmitter plug, (2) receptacle blades, extension leads, (2) 9V batteries, carrying case.
- Lifetime Limited Warranty.

CAT. NO.	UPC NO.	DESCRIPTION
2008	38786	Power Finder Open Circuit Tracer
38787	38787	Receiver
38788	38788	Transmitter
36928	36928	Transmitter Plug
36929	36929	Receptacle Blades (2), AC
38789	38789	Plastic Case
36930	36930	Test Lead

SPECIFICATIONS

Capacity	0 to 480V AC/DC
Case Size	12" x 8-3/4" x 2" (305 mm x 222 mm x 51 mm)
Weight	2.4 lbs. (1089 g)
Distance	3000 ft. - 4000 ft. (915 m-1220 m)



INTERNATIONAL

Tel: +1.815.397.7070
Fax: +1.815.397.9247

CANADA

Tel: 800.435.0786
Fax: 800.524.2853

USA

Tel: 800.435.0786
Fax: 800.451.2632

Power Finder® Closed Circuit Tracer



Testing & Measurement



- Fast, simple energized circuit tracing.
- Traces circuits in nonmetallic conduit.
- Finds shorts to ground.
- Supports transmitter-to-receiver distances up to 4 miles (6.5 km).
- Accessories included: transmitter plug, (2) receptacle blades, test leads, (1) 9V battery, carrying case.
- Lifetime Limited Warranty.

CAT. NO.	UPC NO.	DESCRIPTION
2007	36924	Power Finder Closed Circuit Tracer
38583	38583	A High Voltage Adapter
36925	36925	R Receiver*
36926	36926	R Transmitter*
36928	36928	R Transmitter Plug*
36929	36929	R Receptacle Blades (2), AC*
36930	36930	R Test Lead*
36927	36927	R Plastic Case*

* 2007/36924 includes these items

SPECIFICATIONS

Capacity	2007 - 9 to 300V AC/DC 38583 - 9 to 680 VAC, 9 to 1000 VDC
Case Size	12" x 8-3/4" x 2" (305 mm x 222 mm x 51 mm)
Weight	2.4 lbs. (1089 g)
Distance	3000 ft. - 4000 ft. (915m - 1220m)

Breaker Finder



CS-2072



CS-2072K

CS-2072K features:

- Convenient kit for residential circuit finding applications.
- Use with 50-60 Hz service from 80-277 Volts.
- Accessories for connecting transmitter to different outlet types.
- Compact receiver accurately locates AC breakers.
- Receiver belt clip for easy transport.
- Accessories included: (1) 120 VAC adapter plug, (1) light socket adapter, (2) blades, (2) clips, (1) 9V battery, (1) carrying case.
- Lifetime Limited Warranty.

CS-2072 features:

- Transmitter and receiver snap together for convenient storage.
- Compact receiver accurately locates AC breakers.
- Receiver belt clip for easy transport.
- Accessories included: (1) 9V battery.
- Lifetime Limited Warranty.

CAT. NO.	UPC NO.	DESCRIPTION
CS-2072	12135	Breaker Finder
CS-2072K	12136	Kit, Breaker Finder

SPECIFICATIONS

Transmitter	
Voltage Range (CS-2072)	110-120V AC, 60 Hz
Voltage Range (CS-2072K)	80-277V AC, 50-60 Hz
Measurement Category:	CAT II (transmitter only)
Receiver	
Audible/Visual circuit indicator	✓
Power indicating LED	✓
On/Off switch	✓
Belt clip	✓



SENSORS & SCANNERS

SF-420AC Stud Sensor with AC Detection



- Reliable way to detect the presence of AC voltage and to find wood or metal studs.
- Finds the edges of wood or metal studs up to 3/4" (19 mm) deep, through typical drywall construction.
- DeepScan[®] mode finds the edges of wood or metal studs up to 1-1/2" (38 mm) deep for thick construction such as plywood, paneling, or tile over drywall.
- Non-contact detection of AC voltage.
- Senses the changes in subsurface densities to pinpoint studs and joists, while detecting unshielded AC voltage.
- Dual scanning for more flexibility.
- Accessories included: (1) 9V battery.
- 1 Year Limited Warranty

CAT. NO.	UPC NO.	DESCRIPTION
SF-420AC	12137	Stud Finder

SPECIFICATIONS

Battery Type	9 V alkaline (included)
Position Accuracy	Stud Scan Mode: Typically within 1/8" (3 mm) using the dual scan and mark procedure. DeepScan Mode: Typically within 3/16" (5 mm) using the dual scan and mark procedure.
Detection Depth	Stud Scan Mode: Typically up to 3/4" (19 mm) DeepScan Mode: Up to 1-1/2" (38 mm)
AC Position Accuracy	Typically 90 V to 250 V at 50 Hz to 60 Hz within 6" (150 mm) of a hot unshielded wire
AC Sensing Depth	In typical drywall with Romex [®] wiring, wires can be detected up to 3" (76 mm) deep.

SF-530 Multiscanner



- Reliable way to detect the presence of AC voltage, find wood or metal studs, metal pipes and rebar.
- Finds both wood and metal studs.
- AC scanning to trace hot wires.
- Metal scanning for finding pipes.
- Backlit display for easy viewing.
- Accessories included: (1) 9V battery.
- 1 Year Limited Warranty

CAT. NO.	UPC NO.	DESCRIPTION
SF-530	12138	Multiscanner

SPECIFICATIONS

Battery Type	9 V alkaline (included)
Position Accuracy	Stud Scan Mode: Typically within 1/8" (3 mm) using the dual scan and mark procedure. DeepScan Mode: Typically within 3/16" (5 mm) using the dual scan and mark procedure. Metal Scan Mode: Typically within 1/2" (13 mm)
Detection Depth	Stud Scan Mode: Typically up to 3/4" (19 mm) DeepScan Mode: Up to 1-1/2" (38 mm) Metal Scan Mode: Up to 1-1/2" (38 mm) for copper; up to 3" (76 mm) for rebar.
AC Position Accuracy	Typically 90 V to 250 V at 50 Hz to 60 Hz within 6" (150 mm) of a hot unshielded wire
AC Sensing Depth	Typically 2" (50 mm)

SF-780 Metal Locator



- Save time by eliminating rework, needless holes and broken bits and sawblades.
- Finds both ferrous and non-ferrous metal and indicates depth up to 6" (152 mm) deep.
- Easy to read LCD identifies target location and depth.
- Scans through concrete and most metallic materials.
- Indicates depth to nearest 1/2" (13 mm).
- Automatically indicates whether target is steel rebar or copper pipe (or any magnetic vs. non-magnetic material).
- Easy to use - simple two button operation.
- Accessories included: (1) 9V battery, carrying case.
- 1 Year Limited Warranty

CAT. NO.	UPC NO.	DESCRIPTION
SF-780	12139	Locator, Metal

SPECIFICATIONS

Battery Type	9 V alkaline (included)
Position Accuracy	Center of 1/2" (#4) rebar or 1/2" (13 mm) copper pipe at a minimum grid spacing of 6" (152 mm), typically within 1/2" (13 mm).
Detection Depth	Up to 6" ± 1" (152 mm ± 25 mm)

USA

Tel: 800.435.0786
Fax: 800.451.2632

CANADA

Tel: 800.435.0786
Fax: 800.524.2853

INTERNATIONAL

Tel: +1.815.397.7070
Fax: +1.815.397.9247



LOCATORS

Locators Application Guide

	BLL-200	501	PE2003	508S	521A
Trace concealed wiring in walls and floors		•		•	
Locate junction box relays and transformers	•				
Locate switch gear	•				
Find shorts to ground			• ²		• ¹
Trace wires in PVC (nonmetallic conduit)	•	•		•	
Find opens in a circuit			• ²		•
Localize power and lighting panels	•	•		•	
Operate on energized circuits	•	•		•	
Operate on low voltage circuits	•	•	•	•	
Operate on high voltage circuits (600VAC)	•				
Operate on unenergized circuits	•	•	•	•	•
Trace shielded cable	•	• ³		• ³	• ³
Trace buried metal conduit					
Trace coax cable	•	• ⁵		• ⁵	• ⁴
Auto gain circuitry for improved accuracy	•				
AC voltage range	0-600V	0-240V	0-240V	0-240V	0-120V
DC voltage range	0-300V	0-500V	0-400V	0-500V	0-250V
Distance—receiver from transmitter	5,000 ft.	• ⁷	5000 ft.	1000 ft.	• ⁶
Transmitter battery	(4) AA	(8) AA	12V rechargeable	(1) 9V	(8) D
Receiver battery	(4) AA	(1) 9V	(1) 9V	(1) 9V	(1) 9V

1. 10,000 ohms and less—both ends isolated from grounds.

2. Does not locate the path—has to be predetermined and only in direct burial applications. 5,000,000 and less.

3. Transmitter connected to metallic shield.

4. Will trace coax providing the b0nd is in place at the remote end—will disrupt service.

5. No sorting (high RF bleeds) can trace coax if transmitter connected to braid.

6. Low frequency locators need a "path to earth" (dirt), 5000 ft. on an open conductor and 2500 ft. on a metallic pipe at 3 ft. deep.

7. Direct Connection 4,000 ft at 7 ft deep
Inductive Coupler 1,000 ft at 3 ft deep
Inductive Antenna 700 ft at 3 ft deep

Testing & Measurement

INTERNATIONAL

Tel: +1.815.397.7070
Fax: +1.815.397.9247

CANADA

Tel: 800.435.0786
Fax: 800.524.2853

USA

Tel: 800.435.0786
Fax: 800.451.2632

Buried Line Locator



- LED and LCD signal strength indicators make it quick and easy to find exact line location.
- Lightweight and ergonomically balanced.
- Automatic signal boost makes it easy to trace lines, even those with very weak signals.
- Receiver may be used in active or passive mode.
- Receiver locates multiple passive frequencies with a single setting.
- Receiver automatically locks out passive range when it detects a transmitter signal, reducing the chance of tracing other lines carrying weaker signals.
- Microprocessor-based circuitry delivers increased accuracy and features auto-gain control in all environments.
- Traces 20' (6 m) underground and provides depth readings up to 15' (4.57 m).
- Transmitter can be connected to live lines up to 600V.
- Lifetime limited warranty.
- Molded carrying case included.

SPECIFICATIONS

Transmitter		Receiver	
Operating Voltage	0-600VAC, 0-300 VDC	Depth Range	Measures: 0-15 ft. Traces: 0-20 ft.
Current	13mA (open line) 150mA (live or shorted line)	Depth Resolution	±(10% reading + 0.2 ft.) 0.1 ft. increments
Frequency	33.3kHz	Passive Trace Frequency	12Hz-24kHz
Operating Temperature	0°F to 120°F (-17°C to 50°C)	Operating Temperature	0°F to 120°F (-17°C to 50°C)
Size	7.5" x 4" x 2.1" (190.5 mm x 101.6 mm x 53 mm)	Size	4.1" x 8.5" x 38" (104.1 mm x 215.9 mm x 965.2 mm)
Power	6 VDC (4 AA batteries)	Power	6 VDC (4 AA batteries)
Weight	15 oz. (425 g) (with batteries and clamp)	Weight	1 lb. 12 oz. (794 g)

CAT. NO.	UPC NO.	DESCRIPTION
BLL-200	07796	Buried Line Locator

Tracker II



Headset (accessory)
CAT. No. HS-1
UPC No. 08695

- Traces the path and determines the depth of wires and metallic pipes on active or dead systems without having to deactivate the system.
- Lightweight receiver provides audible and visual indications of signal strength.
- Transmitter output and receiver sensitivity are fully adjustable for maximum accuracy.
- Transmitter offers three methods of connection: direct, inductive coupler and inductive antenna.
- Includes transmitter assembly, receiver assembly, inductive coupler (clamp), built-in inductive antenna, two 8' (2.4 m) test leads with heavy-duty alligator clips and durable polyethylene case.
- High frequency transmitter provides range up to 4,000' (1,219 m) and depths up to 7' (2 m).
- Receiver is 32" long (813 mm).
- Battery operated (eight AA and one 9V battery is included).
- Molded carrying case included.
- 1-year limited warranty.

SPECIFICATIONS

Power Requirements	Transmitter – (8) AA batteries; Receiver – (1) 9V battery
Battery Life	Transmitter – 30 hours nominal; Receiver – 10 hours nominal
Transmitter Frequency	447.5kHz
Transmitter Power	40Vp-p (140mW) maximum
Voltage Protection	240VAC/500VDC
Automatic Shut Off	90 Min. Transmitter and Receiver
Construction	Transmitter/Receiver – powder-coated aluminum Case – vacuum formed polyethylene
Dimensions	Transmitter – 4.25" x 3" x 3.25"; Receiver – 32" x 2.75" x 4" Case – 33.5" x 8.25" x 3.75"
Weight	6.7 lbs. (complete kit)

CAT. NO.	UPC NO.	DESCRIPTION
501	08662	Tracker II
501T	60353	Transmitter
501R	60352	Receiver
IC1	60354	Inductive Clamp
CS16	60355	Transmitter Cord Set
500CA	60351	Case with Antenna



Pulser Fault Locator



- Identifies the exact location of even the smallest breaks in insulation by “pulsing” a high-voltage signal that radiates into the earth at the location of the faults. With the A-frame mounted receiver, a visual analog meter points the way to the source of the voltage.
- Multiple faults on a single wire can be identified, indicating the need to replace instead of repair.
- Extra-long test leads feature heavy-duty alligator clips for use on multiple cable types.
- Includes a rechargeable transmitter, receiver, A-frame, ground stake, 120V charger and a 12V DC (cigarette lighter) adapter.
- Battery-operated: (1) 12V and (1) 9V battery included.
- Molded carrying case included.
- 1-year limited warranty.

SPECIFICATIONS

Power Requirements	Transmitter: (1) 12V rechargeable battery; Receiver: (1) 9V battery
Battery Life	Transmitter: 23 hours per charge; Receiver: 200 hours
Transmitter Power	2400VDC peak
Voltage Protection	240VAC/400VDC
Construction	Transmitter – aluminum housing in polyethylene case; Receiver – powder-coated aluminum
Dimensions	Transmitter – 17" x 8.5" x 6.5" (421 mm x 215 mm x 160 mm) in case Receiver – 33.5 x 21.75" x 3.25" (840 mm x 550 x 8 mm) on A-Frame
Weight	12.5 lbs. complete

CAT. NO.	UPC NO.	DESCRIPTION
PE2003	08666	Pulser
2000H	60357	Transmitter
2000R	60358	Receiver
AF2	60482	A-Frame
CH1	60360	AC Charger
CH2	60361	DC Charger

Wire Finder/Mini Locator



- Traces energized or de-energized wires in walls and drop ceilings.
- Provides reliable results on buried cables to depths of 3' (1 m) and lengths up to 1000' (308 m).
- Determines the approximate depth of the wire before digging.
- Compact design.
- Easy-to-understand operations.
- Fully adjustable transmitter and receiver for accurate locating.
- Quick change test leads for use in any industry, even international power outlets.
- Voltage protection to allow use on live AC circuits.
- Automatic shut-off to prevent accidental battery discharge.
- Housed in a durable, molded carrying case with a quick reference operation guide on the inside of the lid.
- Battery-operated: (2) 9V batteries included.
- 1-year limited warranty.

SPECIFICATIONS

Power Requirements	(1) 9V each (transmitter and receiver, included)
Battery Life	Transmitter 35 hours nominal; Receiver 20 hours nominal
Transmitter Frequency	447.5kHz
Transmitter Power	9Vp-p (11 mW)
Voltage Protection	240VAC/500VDC
Construction	Transmitter/Receiver – high-impact ABS plastic, Case – vacuum-formed polyethylene
Dimensions	Transmitter – 4" x 2.3" x 1" Receiver – 6" x 2.35" x 1" Case – 9.5" x 8" x 3"
Weight	2.6 lbs.

CAT. NO.	UPC. NO	DESCRIPTION
508S	08678	Wire Finder/Mini Locator
508ST	60363	Transmitter
508SR	60364	Receiver
CS14	60366	Alligator Clip Cord set
CS15	60367	AC Outlet Cord set

Wire and Valve Locator



- Adjustable transmit power allows you to select the best signal for maximum performance.
- Transmitter's high power output offers extended range and use on higher resistance wire paths that other locators can't touch.
- Receiver provides both audible and visual indications of signal strength.
- Lightweight receiver wand makes it easy for you to move along quickly to locate even the longest wire path.
- Rugged headphones block ambient noise and improve "feel" for the signal.
- Includes transmitter, receiver, headset, ground stake, and complete instructions.
- Battery-operated: (8) "D" Cells and (1) 9V.
- 1-year limited warranty.

CAT. NO.	UPC NO.	DESCRIPTION
521A	86788	Wire and Valve Locator
521T	60368 R	Transmitter
521R	60352 R	Receiver
HS1	08695 R	Headset
GS1	60362 R	Ground Stake

SPECIFICATIONS

Power Requirements	Transmitter: (8) "D" Cell; Receiver: (1) 9V battery
Battery Life	Transmitter: 50 hours nominal Receiver: 100 hours nominal
Transmitter Frequency	1748Hz
Transmitter Power	750Vp-p 285Vrms
Voltage Protection	120VAC/250VDC
Construction	Powder-coated aluminum housing in polyethylene case
Case Dimensions	33.5" x 8.25" x 3.75"
Weight	12 lbs. complete

Station Master™ Pro



24B



24BK

- Troubleshoot irrigation systems.
- Activate and cycle solenoids.
- Test solenoids for continuity.
- Send tone to identify wires.
- Measure clock voltage.
- Low battery indication.
- Easy-to-understand LEDs.
- Test leads with "Bed-of-Nails" and piercing Pin Clips.
- 1-year limited warranty.

CAT. NO.	UPC NO.	DESCRIPTION
24B	86786	Station Master Pro
24BK	86787	Station Master Pro Kit
700C	08683 R	Carrying Case

SPECIFICATIONS

Minimum Voltage for Clock LED	15 VAC (LED intensity increases as voltage increases)
Minimum Battery while Testing	10.5 VDC
Maximum Input Voltage between Test Leads	28 VAC
Solenoid Circuit Recharge Time	2.5 seconds
Maximum Distance Range to Activate one Solenoid	12 AWG Loop 3000-13000 feet 14 AWG Loop 2000-8500 feet 18 AWG Loop 500-3000 feet
Power Source	9V alkaline batteries
Battery Life	3 hours continuous
Operating/Storage Temp.	32°F - 122°F (0° - 50°C)

Testing & Measurement

USA

Tel: 800.435.0786
Fax: 800.451.2632

CANADA

Tel: 800.435.0786
Fax: 800.524.2853

INTERNATIONAL

Tel: +1.815.397.7070
Fax: +1.815.397.9247

BASIC ELECTRICAL KITS

Basic Electrical Kit

TK-30GFI



DM-20

- Use to measure voltage and check 1.5 V and 9 V batteries.
- AC/DC voltage, DC amperage measurement.
- Built-in test leads, no loose parts to lose.
- Resistance measurement.
- Audible continuity and diode tests.
- Lifetime Limited Warranty.

GT-11

- Use to detect voltage in outlets, lighting fixtures, circuit breakers, wires and cables or to find a break in a wire.
- Measurement category IV. Application range 50-1000 volts AC.

GT-15

- Use to detect voltage in low voltage applications ranging from 12-90 volts AC.

GT-11 AND GT-15

- Safe, non-contact voltage detection.
- Bright LED and audible alarm sound if voltage is present.
- On/Off switch for longer battery life.
- Convenient pen-size device easily fits into pockets or tool pouches.
- Lifetime Limited Warranty

GT-10 AND GT-10GFI

- Use to troubleshoot 120V AC grounded outlets.
- Light sequence indicates correct / incorrect wiring.
- GT-10GFI also tests GFCI receptacles.
- Lifetime Limited Warranty.

TK-30



DM-20

GT-11

GT-10

TK-30IR



DM-20

GT-15

GT-10GFI

CAT. NO.	UPC NO.	DESCRIPTION
TK-30	12127	Electrical Kit, Basic
TK-30IR	89799	Electrical Kit, Low Voltage
TK-30GFI	10268	Electrical Kit, GFCI

SPECIFICATIONS

DM-20	See Page 370
GT-10	See Below
GT-10GFI	See Below
GT-15	See Page 362



CIRCUIT VERIFYING

Polarity Cubes



GT-10GFI

GT-10

- Use to troubleshoot 120 V AC grounded outlets.
- Light sequence indicates correct/incorrect wiring.
- Lifetime Limited Warranty

GT-10GFI

- Use to troubleshoot 120 V AC grounded outlets and test GFCI receptacles.
- Light sequence indicates correct/incorrect wiring.
- Lifetime Limited Warranty

CAT. NO.	UPC NO.	DESCRIPTION
GT-10	12124	Cube, Polarity
GT-10GFI	12125	Tester, Circuit GFI

GT-10

Inspector GFCI and Circuit Tester



- Allows instant testing of GFCI receptacles or GFCI circuit breaker protected circuits.
- Indicates whether a GFCI will trip at 3, 5, 7 or 10mA.
- Checks 120VAC grounded outlets for correct/incorrect wiring.
- LED indicators signal correct wiring, open ground, open neutral, open hot, hot/ground reversed and hot/neutral reversed.
- Lifetime Limited Warranty

CAT. NO.	UPC NO.	DESCRIPTION
5708i	34524	Inspector GFCI and Circuit Tester
5708i-C*	07641*	Inspector GFCI and Circuit Tester

* Includes Certificate of Calibration

SPECIFICATIONS

Capacity	120VAC, 3-wire systems	
Test Duration	Current (mA)	Time Duration (Sec.)
	3	15
	5	5
	6	4
	7	3
	10	2
Size	5-3/8" x 2-5/8" x 1-3/4" (137 mm x 67 mm x 44 mm)	
Cord Length	16" (406 mm)	
Weight	0.5 lb. (227 g)	
Accuracy	Current: 10% at nominal voltage; time: 1.5%	
Measurement Category	CAT II, 150V	

GFCI and Circuit Tester



- Allows instant testing of GFCI receptacles or GFCI circuit breaker protected circuits.
- Checks 120VAC grounded outlets for correct/incorrect wiring.
- LED indicators signal correct wiring, open ground, open neutral, open hot, hot/ground reversed and hot/neutral reversed.
- Lifetime Limited Warranty

CAT. NO.	UPC NO.	DESCRIPTION
5708	34523	GFCI and Circuit Tester
5708-C*	07640*	GFCI and Circuit Tester

* Includes Certificate of Calibration

SPECIFICATIONS

Capacity	120VAC, 3-wire systems	
Time	4-second interval between mA test impulses; 200 ms pulse duration	
Size	5-3/8" x 2-5/8" x 1-3/4" (137 mm x 67 mm x 44 mm)	
Cord length	16" (406 mm)	
Weight	0.5 lb. (227g)	
Accuracy	Current: 10% at nominal voltage; Time: approx. 12%	
Measurement Category	CAT II, 150V	



Testing & Measurement

USA

Tel: 800.435.0786
Fax: 800.451.2632

CANADA

Tel: 800.435.0786
Fax: 800.524.2853

INTERNATIONAL

Tel: +1.815.397.7070
Fax: +1.815.397.9247



INSULATION TESTING

Insulation Testing Comparison Chart

	5990	5882	5880	5778
Test voltage	250V	•	•	•
	500V	•	•	•
	1000V	•	•	•
	2500V	•		
	5000V	•		
Range	250V	50k-2000MΩ		0-25MΩ
	500V	500k-500GΩ	100k-2000MΩ	0-50MΩ
	1000V	700k-500GΩ	200k-2000MΩ	0-100MΩ
	2500V	5M-500GΩ		
	5000V	20M-500GΩ		
Continuity		0-20Ω	0-20Ω	
Resistance		0-400kΩ	0-400kΩ	
Display type	Analog	Digital	Digital	Analog
Backlit		•	•	
Count		4000	4000	
Analog bar graph		•	•	
Measurement Category	III, 600V	II, 300V	II, 300V	
UL		•	•	
CE	•	•	•	

5kV Megohmmeter



- Four test voltages: 500V, 1000V, 2500V, and 5000V.
- Resistance measurement range up to 500GΩ.
- Extra-large analog display for easy viewing.
- Accessories included: (4) 1.5V D batteries, integrated carrying case, test leads, probes, snap-on test lead pouch.
- Lifetime Limited Warranty

CAT. NO.	UPC NO.	DESCRIPTION
5990	07665	5kV Megohmmeter
87121	87121	Probes
86999	86999	Leads

SPECIFICATIONS

Insulation Tests

Test Voltage	500, 1000, 2500, 5000V
Range	500k to 500GΩ
Voltage Test Range	600V AC/DC
Measurement Category	CAT III, 600V



Testing & Measurement

INTERNATIONAL

Tel: +1.815.397.7070
Fax: +1.815.397.9247

CANADA

Tel: 800.435.0786
Fax: 800.524.2853

USA

Tel: 800.435.0786
Fax: 800.451.2632

Digital/Analog Megohmmeter



5883

5880 features:

- Auto-ranging AC/DC default voltmeter with test inhibitor and warnings for enhanced user safety.
- Extra-large digital display with backlight and analog bar graph.
- Weather resistant against dust and water to IP44.
- Multiple test voltage ranges.
- Measure up to 2000MΩ resistance.
- Accessories included: (6) 1.5V AA batteries, test leads, case.
- Lifetime Limited Warranty

5882 adds:

- Tests three voltage ranges: 250, 500, and 1000V.
- Timer function for dielectric absorption and polarization index measurements.

5883 (optional accessory):

- Remote probe, pushbutton and flashlight for added convenience.

SPECIFICATIONS

Insulation Tests

Test Voltage 5882: 250, 500, 1000V
5880: 500, 1000V

Range 250V: 50k – 2000MΩ
500V: 100k – 2000MΩ
1000V: 200k – 2000MΩ

Automatic Discharge 1.5 sec/μF, 300 KΩ impedance

Continuity Range 0-20Ω

Resistance Range 0-400kΩ

Voltage Test Range 0-600V AC/DC

Display 4000-count, backlit 34-segment analog bar graph

Measurement Category CAT II, 300V

CAT. NO.	UPC NO.	DESCRIPTION
5882	07573	Digital/Analog Megohmmeter
5882-C*	07639*	Digital/Analog Megohmmeter
5880	07572	Digital/Analog Megohmmeter
5880-C*	07638*	Digital/Analog Megohmmeter
5883	07591 A	Remote Probe
87073	87073 R	Test Lead Kit

* Includes Certificate of Calibration

Manual-Crank Megohmmeter



- Compact, field-ready – does not require batteries or AC power.
- Hand-crank meter designed for non-destructive insulation tests of electrical installations, machines, equipment, transformers and electric motors.
- Features (3) test voltages and (3) measuring ranges.
- Leather case and leads included.
- Lifetime Limited Warranty

CAT. NO. UPC NO. DESCRIPTION

5778	34555	Manual-Crank Megohmmeter
5778-C*	07636*	Manual-Crank Megohmmeter
5778TL	34727	6' (1.83 m) Ext. Leads with Alligator Clamps

* Includes Certificate of Calibration

SPECIFICATIONS

Capacity Megohm Ranges: 25, 50, 100
DC Voltage Ranges: 250, 500, 1000V

MOTOR ROTATION & PHASE SEQUENCE

Non-contact Phase Sequence Indicator



- Non-contact detection of phase sequence.
- Self-adjusting to correct phase if line frequency varies.
- Auto shutoff for maximum battery life.
- Proximity sensor means safe, non-contact sequence.
- Accessories included: (1) 9V battery, case.
- Lifetime Limited Warranty

CAT. NO. UPC NO. DESCRIPTION

5712	07575	Non-contact Phase Sequence Indicator
------	-------	--------------------------------------

SPECIFICATIONS

Frequency Required 50/60Hz
Phase Lock Holds phase for 12 seconds from last indications.

N = NEW PRODUCT **R** = REPLACEMENT PART **A** = ACCESSORY



Testing & Measurement

USA

Tel: 800.435.0786
Fax: 800.451.2632

CANADA

Tel: 800.435.0786
Fax: 800.524.2853

INTERNATIONAL

Tel: +1.815.397.7070
Fax: +1.815.397.9247

Motor Rotation and Phase Sequence Indicator Kit



5702



5123



- Assists in correct motor installation by identifying the phases of a three-phase circuit and the rotation of an unenergized motor to prevent damage to motor or electrical system.
- Identifies L1, L2, L3 phases and motor leads and indicates rotation of the motor before installation.
- Easy clockwise and counterclockwise indication.
- Accessories included: (1) 9V battery, carrying case.
- Lifetime Limited Warranty

CAT. NO.	UPC NO.	DESCRIPTION
----------	---------	-------------

5779	07576	Motor Rotation and Phase Sequence Indicator Kit
TC-20	07535	Carrying Case

SPECIFICATIONS

Phase Sequence Indicator (CAT. No. 5702)

Overvoltage Protection CAT III, 600V

Motor Rotation Indicator (CAT. No. 5123)

Two LEDs indicate motor rotation



Do not use Motor Rotation Indicator on live circuits.

Motor Rotation Indicator



- Tests unenergized 3-phase motor to determine sequence for desired motor rotation.
- Lifetime Limited Warranty

CAT. NO.	UPC NO.	DESCRIPTION
----------	---------	-------------

5123	34514	Motor Rotation Indicator
------	-------	--------------------------

SPECIFICATIONS

Indicators Two LEDs



Do not use Motor Rotation Indicator on live circuits.

Phase Sequence Indicator



- Identifies L1, L2, L3 phases and indicates phase rotation before installation.
- Clockwise and counterclockwise indication via neon lamps.
- Lifetime Limited Warranty

CAT. NO.	UPC NO.	DESCRIPTION
----------	---------	-------------

5702	07574	Phase Sequence Indicator
------	-------	--------------------------

SPECIFICATIONS

Live Phase Indicators Three neon lamps

Motor Rotation Indicators Two neon lamps

Measurement Category CAT III, 600V

TEMPERATURE

TG-600 Infrared Thermometer



- Safe, non-contact temperature measurement.
- Laser indicates approximate center of the target area.
- Displays temperatures in either Fahrenheit or Celsius.
- Auto power off for longer battery life.
- Easy-to-read backlit display for use in low light conditions.
- Accessories included: (1) 9V battery and carrying case.
- Lifetime Limited Warranty

CAT. NO.	UPC NO.	DESCRIPTION
TG-600	09031	Infrared Thermometer

SPECIFICATIONS	
Optical Resolution	12:1 at focus point
Target Temperature Range:	-4°F to 932°F (-20°C to 500°C)
Accuracy:	±2% or 4°F (±2°C)
Repeatability:	Within ±1% of reading or ±2°F (1°C)
Response Time:	500 ms, 95% response
Emissivity:	Preset at 0.98

AVOID EXPOSURE - LASER RADIATION IS EMITTED FROM THIS APERTURE.	CAUTION	COMPLIES WITH FDA 21 CFR SUBCHAPTER J
←	LASER RADIATION - DO NOT STARE INTO BEAM OUTPUT ≤ 1 mW WAVELENGTH 630-670 nm CLASS II LASER PRODUCT	



Testing & Measurement

USA

Tel: 800.435.0786
 Fax: 800.451.2632

CANADA

Tel: 800.435.0786
 Fax: 800.524.2853

INTERNATIONAL

Tel: +1.815.397.7070
 Fax: +1.815.397.9247



Immersion Temperature Probe



- Suitable for liquids and gels.
- Measurement range: -40°F to 1472°F (-40°C to 800°C).
- Probe length: 4.72" ±0.2" (120 mm ±5 mm).
- Accuracy: ±2.2°C (4°F) or 0.75%, whichever is greater.
- Type K thermocouple.
- Lifetime Limited Warranty

CAT. NO.	UPC NO.	DESCRIPTION
----------	---------	-------------

TPI-1	06569	Immersion Temperature Probe
-------	-------	-----------------------------

Bead Temperature Probe



- For surface and air/gas temperature measurement.
- Not suitable for liquids.
- Measurement range: -40°F to 399°F (-40°C to 204°C).
- Probe length: 39.4" ±0.2" (1 m ±5 mm).
- Type K thermocouple.
- Lifetime Limited Warranty

CAT. NO.	UPC NO.	DESCRIPTION
----------	---------	-------------

TPB	07592	Bead Temperature Probe
-----	-------	------------------------

Surface Temperature Probe



- For flat or slightly convex surfaces, perfect for measurement of hot rollers and plates.
- Measurement range: -40°F to 932°F (-40°C to 500°C).
- Probe length: 4.72" ±0.2" (120 mm ±5 mm).
- Accuracy: ±2.2°C (4°F) or 0.75%, whichever is greater.
- Type K thermocouple.
- Lifetime Limited Warranty

CAT. NO.	UPC NO.	DESCRIPTION
----------	---------	-------------

TPSFC	06570	Surface Temperature Probe
-------	-------	---------------------------

SPECIALTY TESTERS

Sound Level Meter



- Noise measurement adapted to dB(A) weighting.
- Compact and light, easy to take to any site.
- Accessories included: (1) 9V battery.
- Lifetime Limited Warranty

CAT. NO.	UPC NO.	DESCRIPTION
----------	---------	-------------

93-20	34451	Sound Level Meter
-------	-------	-------------------

SPECIFICATIONS	
----------------	--

Capacity	Low – 35 to 80dB; High – 75 to 120dB
Audible Range	"A" Scale
Frequency	20-20,000Hz
Weight	8 oz. (227g)
Size	6-3/8" x 2-1/2" x 1-1/2" (162 mm x 64 mm x 38 mm)

Digital Light Meter



- Measures incandescent, fluorescent, metal halide, high-pressure sodium and halogen lamp output.
- Color and cosine-corrected for enhanced accuracy.
- Measures up to 50,000 lux.
- Peak and data hold means no lost measurements.
- Accessories included: (1) 9V battery and carrying case.
- Lifetime Limited Warranty

CAT. NO.	UPC NO.	DESCRIPTION
93-172	06060	Digital Light Meter
93-172-C*	07084*	Digital Light Meter
06200	06200 (R)	Carrying Case
06061	06061 (R)	Sensor
06083	06083 (R)	Sensor Case

* includes Certificate of Calibration

SPECIFICATIONS

Ranges	
Foot Candles	0.01-5,000Fc (20/200/2,000/5,000)
Lux	0.1-50,000 lux (200/2,000/20,000/50,000)
Accuracy	
Incandescent Light Source	± 4%
Other Light Sources	± 7%
Temperature Range	0° to 40° C (32° to 104° F)
Sampling Rate	2.5 times per second

Gas Lamp Tester



- Test most fluorescent lamps, low pressure sodium vapor, high pressure sodium discharge lamps, neon tubes, mercury vapor and metal halide lamps.
- Checks starters, resistors, ignitors, capacitors and photo cells.
- Indicates AC/DC voltage and continuity.
- Includes detachable antenna, batteries, leads, probes, clamps and holster.
- Lifetime Limited Warranty

CAT. NO.	UPC NO.	DESCRIPTION
5715	34529	Gas Lamp Tester
5713	34528 (R)	Holster
35450	35450 (R)	Battery Door
5710	34525 (R)	Antenna
5786	34574 (R)	Small Alligator Clamps (2)
5783	34556 (R)	Push-on Probes (2)

SPECIFICATIONS

Capacity	Voltage – up to 500 VAC & VDC; Continuity – to 300 kΩ
Size	6" x 2-3/4" x 1-3/4" (152 x 70 x 45 mm); Antenna – 27" (686 mm)
Weight	2.4 lbs. (1.1 kg)
Batteries	2-9V, included

Lamp Tester



- Tests HID and fluorescent lamps.
- Live conductor sensing.
- Compact, rugged housing with carrying case (included).
- Accessories included: (1) 9V Battery
- Lifetime Limited Warranty

CAT. NO.	UPC NO.	DESCRIPTION
LT-100	07541	Lamp Tester
TC-10	07534	Deluxe Carrying Case

SPECIFICATIONS

Live Conductor Indication	60-250VAC, 40-60Hz
Continuity Verification	0-5MΩ (test current: <7μA)
Lamp Tester Voltage	3kV/160kHz (test current:<200μA)
Measurement Category	CAT II, 250V



Testing & Measurement

USA

Tel: 800.435.0786
Fax: 800.451.2632

CANADA

Tel: 800.435.0786
Fax: 800.524.2853

INTERNATIONAL

Tel: +1.815.397.7070
Fax: +1.815.397.9247

ACCESSORIES

Fused Test Leads



- High breaking capacity fuse in each lead for safety.
- 39" (1 m) long flexible silicon insulated wire.
- Right angle meter plugs.
- Set of 2 leads, one black, one red.
- Measurement Category III, 1000V and CAT IV, 600V per CAN/CSA C22.2 No. 61010-1 and 61010-031, and UL-61010-1 and 61010-031.
- Lifetime Limited Warranty

CAT. NO.	UPC NO.	DESCRIPTION
TFL-1	12028	Fused Test Leads
TFL-1R	12848	(2) Replacement Fuses

Deluxe Electrical Test Lead Kit



- Kit contains: (2) modular test probes with sharp stainless steel tip, (2) 48" (1.2 m) flexible test leads with straight and right angle meter plugs, two each of Grabber clips with alligator tips (TGA-2), pincer tips (TGP-2), hook tips (TGH-2), large alligator clips, and a nylon carrying case.
- Measurement Category: CAT III, 1000V per IEC 61010.
- Maximum current 10 amps.
- Lifetime Limited Warranty

CAT. NO.	UPC NO.	DESCRIPTION
TDTLK	07524	Deluxe Electrical Test Kit

Industrial Test Lead Kit



- Kit contains: (2) modular test probes with sharp stainless steel tip, (2) 48" flexible test leads with straight and right angle meter plugs, Grabber clips with alligator tips (TGA-2), and a nylon carrying case.
- Measurement Category: CAT III, 1000V per IEC 61010.
- Maximum current 10 amps.
- Lifetime Limited Warranty

CAT. NO.	UPC NO.	DESCRIPTION
TITLK	07523	Industrial Test Lead Kit

Test Lead Kit



- Kit contains: (1) 48" (1.2 m) long insulated test leads (TTL-3), (2) modular test probes.
- Measurement Category: CAT III, 1000V; CAT IV, 600V per UL 61010.
- Maximum current 10 amps.
- Lifetime Limited Warranty

CAT. NO.	UPC NO.	DESCRIPTION
TLK-1	12035	Test Lead Kit



Testing & Measurement

INTERNATIONAL

Tel: +1.815.397.7070
Fax: +1.815.397.9247

CANADA

Tel: 800.435.0786
Fax: 800.524.2853

USA

Tel: 800.435.0786
Fax: 800.451.2632

Medium Alligator Clips



- Insulated clip with sheathed receptacle.
- For use with test leads and test lead kits, CAT. Nos. TTL-3, TLK-1, TITLK, and TDTLK.
- Set of 2 clips, one black, one red.
- Jaw opens to 0.71" (18 mm).
- Measurement Category III, 600V per UL-61010
- Maximum current 10 amps.
- Lifetime Limited Warranty

CAT. NO.	UPC NO.	DESCRIPTION
TMA-3	12031	Medium Alligator Clips

Extra-Large Alligator Clips



- Insulated clip with sheathed receptacle.
- For use with test leads and test lead kits, CAT. Nos. TTL-3, TLK-1, TITLK, and TDTLK.
- Set of 2 clips, one black, one red.
- Jaw opens to 1" (25.4 mm).
- Measurement Category IV, 600V; Category III, 1000V per UL-61010.
- Maximum current 10 amps.
- Lifetime Limited Warranty

CAT. NO.	UPC NO.	DESCRIPTION
TLA-3	12032	Extra-Large Alligator Clips

Grabber with Alligator Tip



- Sheathed receptacle for protection.
- For use with test lead and test kits, CAT. Nos. TTL-3, TLK-1, TITLK, and TDTLK.
- Set of 2 clips, one black, one red.
- Overall length 6.2" (158 mm).
- Attaches to terminals up to 0.375" (9.5 mm) in diameter.
- Measurement Category III, 1000V per IEC 61010.
- Maximum current 10 amps.
- Lifetime Limited Warranty

CAT. NO.	UPC NO.	DESCRIPTION
TGA-2	07516	Grabber with Alligator Tip

Grabber with Hook Tip



- Sheathed receptacle for protection.
- For use with test lead and test kits, CAT. Nos. TTL-3, TLK-1, TITLK, and TDTLK.
- Set of 2 clips, one black, one red.
- Overall length 5.98" (152 mm).
- Hooks onto terminals up to 0.08" (2.2 mm) in diameter.
- Measurement Category III, 1000V per IEC 61010.
- Maximum current 10 amps.
- Lifetime Limited Warranty

CAT. NO.	UPC NO.	DESCRIPTION
TGH-2	07519	Grabber with Hook Tip



Testing & Measurement

USA


Tel: 800.435.0786
Fax: 800.451.2632

CANADA

Tel: 800.435.0786
Fax: 800.524.2853

INTERNATIONAL

Tel: +1.815.397.7070
Fax: +1.815.397.9247



- 48" (1.2 m) long flexible silicon insulated wire.
- Straight and right-angle meter plugs.
- Set of 2 leads, one black, one red.
- For use with T-series Greenlee Test Instrument accessories.
- Measurement Category III, 1000V; CAT IV, 600V per UL-61010.
- Maximum current 10 amps.
- Lifetime Limited Warranty

CAT. NO.	UPC NO.	DESCRIPTION
TTL-2	07520	Insulated Test Leads

Sure-Grip Test Leads



- 39" (1 m) long flexible silicon insulated wire.
- Right-angle meter plugs.
- Comfort-grip overmolded probes.
- Gold plated tips for low contact resistance.
- Set of 2 leads, one black, one red.
- Measurement Category IV, 1000V per UL-61010
- Maximum current 10 amps.
- Lifetime Limited Warranty

CAT. NO.	UPC NO.	DESCRIPTION
TSG-3	12034	Sure-Grip Test Leads

Thermocouple Adapter



- Allows temperature probes with miniconnectors to be used with DMMs or clamp meters that are designed with a temperature measurement function via a banana jack input.
- Lifetime Limited Warranty

CAT. NO.	UPC NO.	DESCRIPTION
TA	07525	Thermocouple Adapter

93-30 Line Splitter (NEMA 5-15)



- For use with all models of clamp-on meters.
- Splits lines for independent testing with clamp-on meter.
- Lifetime Limited Warranty.

CAT. NO.	UPC NO.	DESCRIPTION
93-30	34452	93-30 Line Splitter (NEMA 5-15)

SPECIFICATIONS

Size	4-5/8" x 1-3/4" (118 mm x 45 mm)
Weight	0.1 lb. (45g)

Deluxe Carrying Case



- Durable nylon carrying case.
- Inside pocket for test leads.
- With carry strap and double-stitched belt loop.
- Lifetime Limited Warranty

CAT. NO.	UPC NO.	DESCRIPTION
TC-5	07588	Deluxe Carrying Case

SPECIFICATIONS

Size	7-3/4" x 3" x 1-1/2" (196.9 mm x 76.2 mm x 38.1 mm)
------	---

Deluxe Carrying Case



- Durable nylon carrying case.
- Inside pocket for test leads.
- With carry strap and double-stitched belt loop.
- Lifetime Limited Warranty

CAT. NO.	UPC NO.	DESCRIPTION
TC-10	07534	Deluxe Carrying Case

SPECIFICATIONS

Size	9-3/8" x 3-1/8" x 1-3/4" (240 mm x 80 mm x 45 mm)
------	---



Testing & Measurement

USA

Tel: 800.435.0786
Fax: 800.451.2632

CANADA

Tel: 800.435.0786
Fax: 800.524.2853

INTERNATIONAL

Tel: +1.815.397.7070
Fax: +1.815.397.9247



Deluxe Carrying Case



- Durable nylon carrying case.
- Inside pocket for test leads.
- With carry strap and double-stitched belt loop.
- Lifetime Limited Warranty

CAT. NO.	UPC NO.	DESCRIPTION
TC-15	07595	Deluxe Carrying Case

SPECIFICATIONS

Size	11-1/4" x 3" x 2" (285.8 mm x 76.2 mm x 50.8 mm)
------	--

Deluxe Carrying Case



- Durable nylon carrying case.
- Inside pocket for test leads.
- With carry strap.
- Lifetime Limited Warranty

CAT. NO.	UPC NO.	DESCRIPTION
TC-30	07536	Deluxe Carrying Case

SPECIFICATIONS

Size	11-1/4" x 4-1/2" x 2 1/8" (285 mm x 115 mm x 55 mm)
------	---

Deluxe Carrying Case



- Durable nylon carrying case.
- Inside pocket for test leads.
- Elastic straps inside to hold multiple instruments.
- With carry strap.
- Lifetime Limited Warranty

CAT. NO.	UPC NO.	DESCRIPTION
TC-20	07535	Deluxe Carrying Case

SPECIFICATIONS

Size	7-3/4" x 6-1/4" x 2" (196.9 mm x 158.8 x 50.8 mm)
------	---

Deluxe Carrying Case



- Durable nylon carrying case.
- Inside pocket for test leads.
- With carry strap.
- Lifetime Limited Warranty

CAT. NO.	UPC NO.	DESCRIPTION
TC-40	19216	Deluxe Carrying Case

SPECIFICATIONS

Size	7-1/4" x 5-1/2" x 2 3/4" (185 mm x 132 mm x 70 mm)
------	--

Deluxe Carrying Case



- Durable nylon carrying case.
- Inside pocket for test leads.
- Elastic straps inside to hold multiple instruments.
- With carry strap.
- Lifetime Limited Warranty

CAT. NO.	UPC NO.	DESCRIPTION
TC-28	07715	Deluxe Carrying Case

SPECIFICATIONS

Size	9" x 6-1/4" x 2" (228.6 mm x 158.8 mm x 50.8 mm)
-------------	--

Deluxe Carrying Case



- Durable nylon carrying case.
- Velcro open/close flap for easy access.
- Inside pocket for test leads.
- With carry strap and double-stitched belt loop.
- Lifetime Limited Warranty

CAT. NO.	UPC NO.	DESCRIPTION
TC-50	07746	Deluxe Carrying Case

SPECIFICATIONS

Size	8-1/4" x 6" x 2" (210 mm x 152 mm x 51 mm)
-------------	--

Deluxe Carrying Case



- Durable nylon carrying case.
- Velcro open/close flap for easy access.
- Inside pocket for test leads.
- With carry strap and double-stitched belt loop.
- Lifetime Limited Warranty

CAT. NO.	UPC NO.	DESCRIPTION
TC-55	07747	Deluxe Carrying Case

SPECIFICATIONS

Size	11-1/2" x 6" x 2" (292.1 mm x 152.4 mm x 51 mm)
-------------	---



Testing & Measurement

USA

Tel: 800.435.0786
Fax: 800.451.2632

CANADA

Tel: 800.435.0786
Fax: 800.524.2853

INTERNATIONAL

Tel: +1.815.397.7070
Fax: +1.815.397.9247



Fuse Selection Guide

AM-6												
DM-20		•										
DM-40		•										
DM-60		•						•				
DM-200						•					•	
DM-200A						•			•			
DM-210						•					•	
DM-210A						•			•			
DM-310												•
DM-330												•
DM-350												•
DM-500	•											•
DM-510	•											•
DM-510A						•			•			
DM-800					•					•		
DM-810					•					•		
DM-810A					•					•		
DM-820					•					•		
DM-820A					•					•		
DM-830A					•					•		
DM-860					•					•		
DML-430					•					•		
DML-430A					•					•		
DML-54					•					•		
5878							•					
5880							•					
5882							•					

FUSE RATINGS												
AMPERAGE	160 mA	315 mA	500 mA	0.44 A	0.63 A	0.63 A	10 A	10 A	11 A	12.5 A	15 A	
VOLTAGE	250 V	250 V	250 V	1000 V	500 V	660 V	250 V	600 V	1000 V	500 V	600 V	
INTERRUPTING RATING (AMPS)	1,500	1,500	1,500	10,000	150,000	30,000	200	100,000	10,000	20,000	100,000	
SUITABLE FUSES	Bussman GDA-160mA Littelfuse 216.160	Bussman GDA-315mA Littelfuse 216.315	Bussman GDA-500mA Littelfuse 216.500	Bussman DMM-B-44/100 Littelfuse FLU.44 Ferraz FSM44/100	Ferraz 500V FA 0.63A 6,3x32 Siba 189 020.0.630	Ferraz 660V FA 0.63A 6,3x32	Bussman AGC-10	Bussman KTK-10 Littelfuse KLK-10	Bussman DMM-B-11-A Littelfuse FLU011 Ferraz FSM11	Ferraz 500V FA 12,5A 6,3x32 Siba 189 020.12.5	Bussman KTK-15 Littelfuse KLK-15	

TEST LEAD KIT COMPATIBILITY

Catalog numbers TTL-3, TSG-3, TFL-1, TLK-1, TITLK, and TDTLK are compatible with all Greenlee instruments with IEC-compliant shrouded banana jacks. Note: Need to make sure Replacement leads match Category ratings.

	11372
CMT-80	✓
CSJ-100	✓

SOFTWARE COMPATIBILITY

	DMSC-2U	DMSC-9U	DMSC-2	DMSC-9
DM-200	•		•	
DM-200A	•			
DM-210	•		•	
DM-210A	•			
DM-510A	•			
DM-800				•
DM-810				•
DM-810A		•		
DM-820				•
DM-820A		•		
DM-830A		•		
DM-860				•
DML-54				•
DML-430				•
DML-430A		•		



Testing & Measurement

INTERNATIONAL

Tel: +1.815.397.7070
Fax: +1.815.397.9247

CANADA

Tel: 800.435.0786
Fax: 800.524.2853

USA

Tel: 800.435.0786
Fax: 800.451.2632

Instrument Case Compatibility

Case Catalog No. Case UPC No.	TC-5 07588	TC-10 07534	TC-20 07535	TC-28 07715	TC-30 07536	TC-40 19216	TC-50 07746	TC-55 07747
CM-330	•							
CM-410	•							
CM-450	•							
CM-600 Series		•						
CM-800 Series		•						
CM-900 Series		•						
CM-1300 Series					•			
CM-1500 Series					•			
CMA-40	•							
CMA-60		•						
CMAF Series			•	•				
CMI-100					•		•	
CMI-200					•			•
CMP-200					•			•
CMT-80	•							
CMT-90		•						
CSJ-100	•							
DM-20						•		
DM-40						•		
DM-60			•					
DM-200 Series			•			•		
DM-300 Series			•			•		
DM-500 Series			•			•		
DM-800 Series			•	•				
DML Series			•	•				
GT-65	•							
GT-95	•							
GT-220			•			•		
GT-540			•			•		
LT-100		•						
2010		•						
5702			•					
5708		•				•		
5708i		•				•		
5723			•					
5779			•					



Testing & Measurement

USA

Tel: 800.435.0786
Fax: 800.451.2632

CANADA

Tel: 800.435.0786
Fax: 800.524.2853

INTERNATIONAL

Tel: +1.815.397.7070
Fax: +1.815.397.9247



NOTES



Testing & Measurement

INTERNATIONAL

Tel: +1.815.397.7070
Fax: +1.815.397.9247

CANADA

Tel: 800.435.0786
Fax: 800.524.2853

USA

Tel: 800.435.0786
Fax: 800.451.2632

Storage & Material Handling

Greenlee storage systems protect the tools you've invested in and use day in and day out. From our smallest chests to our large field office, our storage boxes are as tough as the trade. With our patented, dual-recessed lock enclosures, you'll prevent theft. And newly-designed ergonomic features make Greenlee's storage and handling systems easy to use and easy to move around the jobsite.

Contents

Chests	410
Slant Top Boxes	411
Flat Top Boxes	412
Utility Cabinets	413
Mobile Workbench	415
Welder's Boxes	415
Field Office	416
Casters	417
Wire And Cable Handling	418
Caddys	418
Carts	421
Dispensers	424
Stands	425
Reel Rollers	426



GREENLEE[®]
A Textron Company

MADE FOR THE TRADE!™



STORAGE

Chests

Storage & Handling



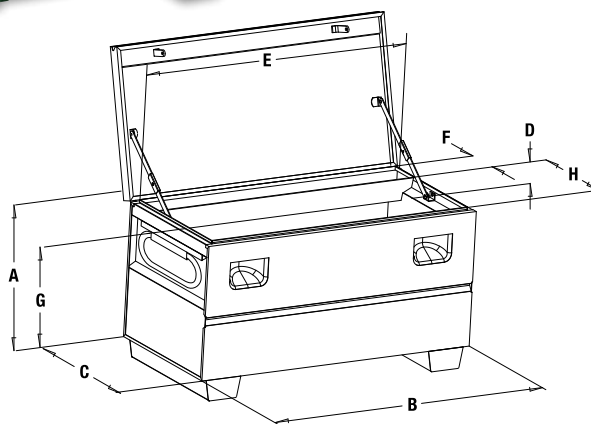
1332



2448



2460



- Recessed and concealed lock protectors for maximum security against drilling and cutting lock. (Model 1332 one lock protector only.)
- Enhanced lid bolster for added support and durability.
- Finger-groove lid handle for easy opening.
- Convenient storage tray on back wall for small items (except Models 1332, 1636 and 2142).
- Steel support arm(s) to hold lid in open position.
- Heavy-duty piano hinges with non-removable pin.
- Patented, ergonomically designed fold-down recessed handles.
- New angled 3-1/2" high support skids feature threaded holes for easy caster installation.
- Recommend #1 and #5 Masterlock padlocks or equivalent.



Optional casters available for increased mobility.
See page 368 for options

CAT. NO.	UPC NO.	CAPACITY FT ³	DIMENSIONS								WEIGHT	
			A	B	C	D	E	F	G	H	LBS.	kg
1332	38717	4.9	14"	32"	19"	—	29.5"	—	—	14.5"	78	35
1636	38718	6.7	17"	36"	19"	—	33.5"	—	—	14.5"	101	46
2142	31651	9.7	20"	42"	20"	—	39.5"	—	—	15.5"	124	56
2448	23273	16	25"	48"	24"	4"	45.5"	4"	17.5"	15.5"	159	72
2460	23363	20	25"	60"	24"	4"	57.5"	4"	17.5"	15.5"	184	83
3048	23362	25	30"	48"	30"	4"	45.5"	4"	23.5"	21.5"	200	91
2472	07483	24	25"	72"	24"	4"	69.5"	4"	17.5"	15.5"	214	97

INTERNATIONAL

Tel: +1.815.397.7070
Fax: +1.815.397.9247

CANADA

Tel: 800.435.0786
Fax: 800.524.2853

USA

Tel: 800.435.0786
Fax: 800.451.2632

Slant-Top Boxes



3660



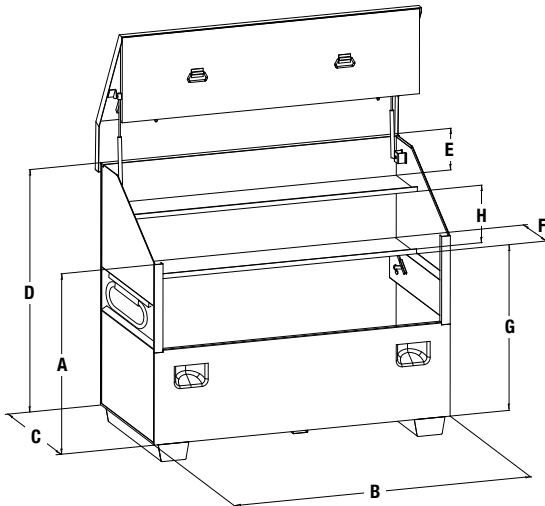
2260



3648



Hinged Lower Shelf



- Large capacity storage with traditional slant-top design.
- Recessed and concealed lock protectors provide maximum security against drilling and cutting locks.
- Channel reinforcements on lid, lock side panels into lid for added security when closed.
- Hinged lower shelf enables storage of larger items.
- Hemmed (reinforced) high-strength shelves.
- Continuous, non-removable hinge pins help prevent theft.
- Strategically located, easily accessible, durable gas-shocks provide for ease in opening lid (except Model 2260).
- New angled 3-1/2" high support skids feature threaded holes for easy caster installation.
- Angled handle recess prevents pinch points.
- Features two reinforced steel shelves with large lip to prevent items from rolling off (Model 2260, one shelf only).
- Double-hinged cover on Models 3648 and 3660 folds up and out of the way.
- Model 2260 comes with lid support to form waist-high, flat work area.
- Patented, ergonomically designed fold-down recessed handles.
- Recommend #1 and #5 Masterlock padlocks or equivalent.

CAT. NO.	UPC NO.	CAPACITY		DIMENSIONS							WEIGHT		
		FT ³		A	B	C	D	E	F	G	H	LBS.	kg
2260	23270	32		22"	60"	32"	36"	12"	12"	21"	—	273	124
3648	23276	34		36"	48"	30"	48"	5"	12"	27"	11"	270	123
3660	23196	44		36"	60"	30"	48"	5"	12"	27"	11"	314	142

N = NEW PRODUCT **R** = REPLACEMENT PART **A** = ACCESSORY



Optional casters available for increased mobility. See page 368 for options

Storage & Handling

USA

Tel: 800.435.0786
Fax: 800.451.2632

CANADA

Tel: 800.435.0786
Fax: 800.524.2853

INTERNATIONAL

Tel: +1.815.397.7070
Fax: +1.815.397.9247



Flat-Top Boxes

Storage & Handling



3360



4848



4860

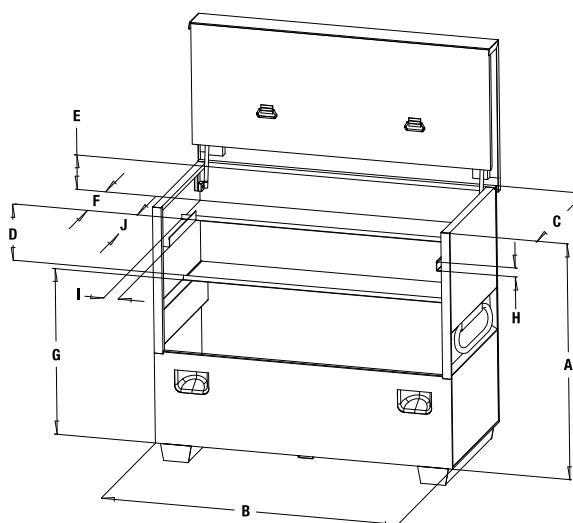


4872



Hinged Lower Shelf

- Flat-top design provides more storage capacity for tall, bulky items, plus a large work surface for jobsite plans.
- Recessed and concealed lock protector inhibits forced entry and corrosion to lock.
- Channel reinforcements on lid, lock side panels into lid for added security when closed.
- Hinged lower shelf allows for easy storage of larger objects (except Model 3360).
- Angled handle recess prevents pinch points.
- Hemmed (reinforced) high-strength shelves.
- Continuous, non-removable hinge pins help prevent theft.
- Side-wall storage (except Model 3360).
- Strategically located, easily accessible, durable gas springs provide for ease in opening lid.
- Double hinge cover folds up and out of the way.
- New angled 3-1/2" high support skids feature threaded holes for easy caster installation.
- Patented, ergonomically designed fold-down recessed handles.
- Recommend #1 and #5 Masterlock padlocks or equivalent.



Optional casters available for increased mobility. See page 368 for options

CAT. NO.	UPC NO.	CAPACITY FT ³	DIMENSIONS										WEIGHT	
			A	B	C	D	E	F	G	H	I	J	LBS	kg
3360	38719	34.5	33"	60"	30"	—	12.5"	12"	20"	—	—	—	256	116
4848	35043	40	48"	48"	30"	11"	7"	12"	27"	2"	3"	17"	283	128
4860	35057	50	48"	60"	30"	11"	7"	12"	27"	2"	3"	17"	358	162
4872	07487	60	48"	72"	30"	11"	7"	12"	27"	2"	3"	17"	373	169

INTERNATIONAL

Tel: +1.815.397.7070
Fax: +1.815.397.9247

CANADA

Tel: 800.435.0786
Fax: 800.524.2853

USA

Tel: 800.435.0786
Fax: 800.451.2632

Utility Cabinets

2-DOOR UTILITY CABINET



5660L

HALF-STORAGE/HALF CABINET BOX

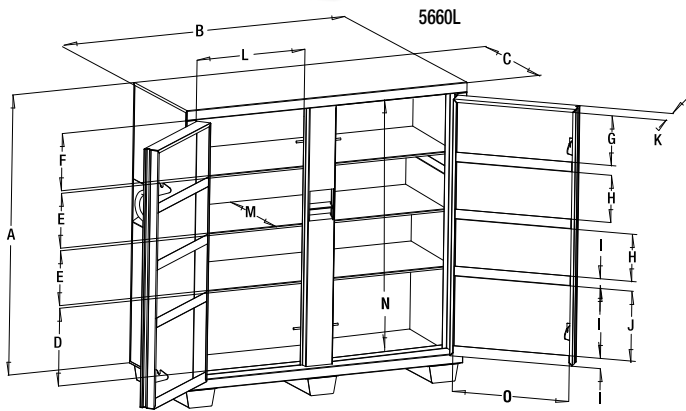


5660LH

2-DOOR, 30" DEPTH STORAGE CABINET



5760TD



Optional casters available for increased mobility. See page 368 for options

- Recessed and concealed lock protector inhibits forced entry and corrosion to lock.
- Flush-mounted doors.
- Finger-groove door handles.
- Front-door storage.
- Hemmed (reinforced) high-strength shelves.
- Large, lower storage areas for bigger items.
- Continuous, non-removable hinge pins to prevent theft.
- New angled 3-1/2" high support skids feature threaded holes for easy caster installation.
- Three 3-1/2" high support skids.
- Weather-resistant design.
- Open storage for shovels, picks, brooms and other long-handled tools. (Model 5660LH only.)
- Patented, ergonomically designed fold-down recessed handles.
- Recommend #1 and #5 Masterlock padlocks or equivalent.

CAT. NO.	UPC NO.	CAPACITY FT ³	DIMENSIONS													WEIGHT			
			A	B	C	D	E	F	G	H	I	J	K	L	M	N	O	LBS.	kg
5660L	38659	46	56"	60"	24"	15"	10.5"	11.5"	10"	10"	2"	14"	3"	23.5"	20.5"	50.5"	24"	389	176
5660LH	07486	46	56"	60"	24"	15"	10.5"	11.5"	10"	10"	2"	14"	3"	23.5"	20.5"	50.5"	24"	375	170
5760TD	07969	59.3	56"	60"	30"	15"	10.5"	11.5"	10"	10"	2"	14"	3"	23.5"	26.5"	50.5"	24"	441	200

N = NEW PRODUCT **R** = REPLACEMENT PART **A** = ACCESSORY

Storage & Handling

USA

Tel: 800.435.0786
Fax: 800.451.2632

CANADA

Tel: 800.435.0786
Fax: 800.524.2853

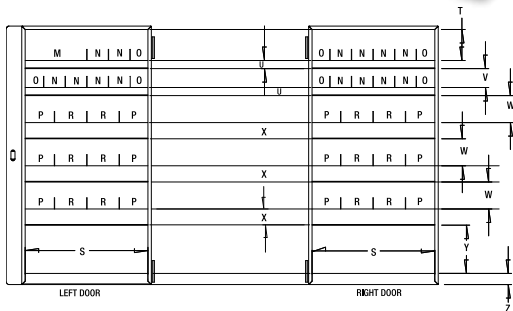
INTERNATIONAL

Tel: +1.815.397.7070
Fax: +1.815.397.9247

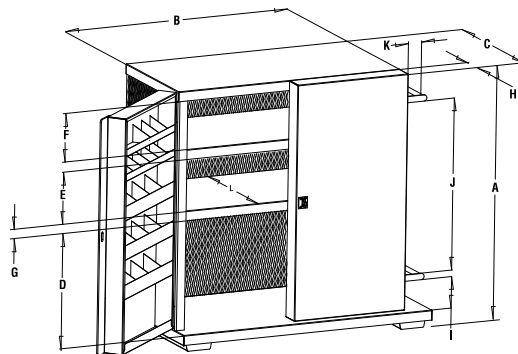
Mesh Cabinet



5060MESH



- High-visibility mesh screen on three (3) sides.
- Forty-eight (48) smaller, individual compartments, enabling storage of smaller tools and accessories.
- Platform for shovels, picks, brooms and other long-handle tools.
- Sturdy handle for mobility.
- Supplied with two (2) swivel casters and two (2) rigid 4" (102 mm) casters for easy mobility (Model 696).
- Recommend #1 and #5 Masterlock padlocks or equivalent.



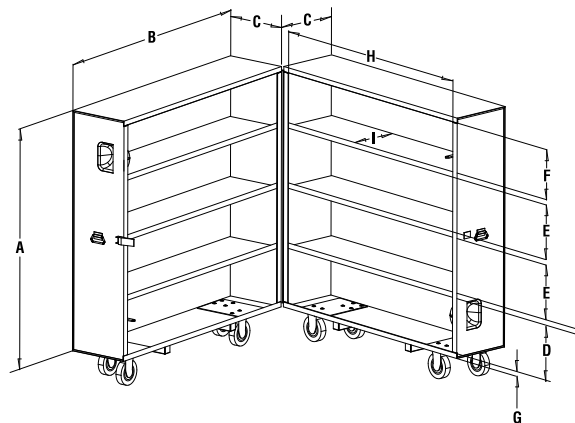
Included

CAT. NO.	UPC NO.	CAPACITY FT ³	DIMENSIONS																				WEIGHT						
			A	B	C	D	E	F	G	H	I	J	K	L	M	N	O	P	R	S	T	U	V	W	X	Y	Z	LBS.	kg
5060MESH	04460	37.3	52"	48"	28"	22"	10.5"	10"	2"	4"	5"	35"	5.5"	23"	11.5"	4"	3"	5.5"	6"	23"	5.5"	1.5"	3.5"	5"	3"	9"	2"	401	182

Bi-Fold Cabinet



5860



- Maximum storage capacity with minimum floor space requirements.
- Four (4) individual 15" d. x 14-1/2" h. x 60" w. (381 x 368 x 1524 mm) storage compartments on each side.
- Reinforced steel shelves welded in place for added strength and durability.
- All shelves feature large front lip to keep small items from rolling off.
- Each bi-fold section is mounted on four casters for easy opening and closing.
- Six (6) swivel and two (2) rigid 6" (152 mm) casters included for easy mobility (Models 503 and 603).
- Recommend #1 and #5 Masterlock padlocks or equivalent.



Included

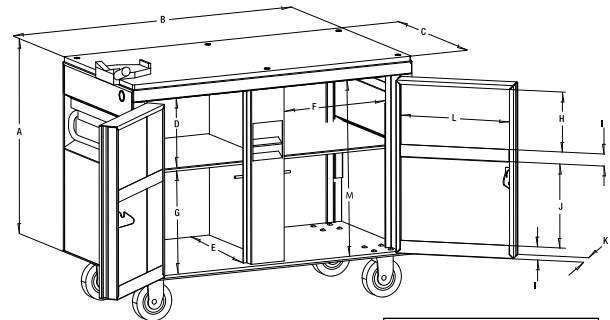
CAT. NO.	UPC NO.	CAPACITY FT ³	DIMENSIONS									WEIGHT	
			A	B	C	D	E	F	G	H	I	LBS.	kg
5860	35068	60.4	58"	60"	15"	13"	13"	12"	1"	57"	14.5"	549	249

Mobile Workbench



- Tough composition board work surface on top with built-in chain vise and telescoping wrench stop.
- Removable self-stored shelf enables storage of larger items.
- Supplied with two (2) locking swivel casters and two (2) rigid 6" (152 mm) casters for easy mobility (Model 703).
- Recessed and concealed lock protector inhibits forced entry and corrosion to lock.
- Flush-mounted doors.
- Finger-groove door handles.
- Front door storage.
- Hemmed (reinforced) high-strength shelves.
- Large lower storage areas for bigger items.
- Continuous, non-removable hinge pins to prevent theft.
- Angled handle recess to prevent pinch points.
- Patented, ergonomically designed fold-down recessed handles.
- Recommend #1 and #5 Masterlock padlocks or equivalent.

3548



CAT. NO.	UPC NO.	CAPACITY FT ³	DIMENSIONS													WEIGHT	
			A	B	C	D	E	F	G	H	I	J	K	L	M	LBS.	kg
3548	31229	20	30"	48"	24"	11"	20.5"	17.5"	15"	9.5"	2"	13"	3"	17"	27"	293	133



Included

Welder's Boxes

1230



1531



- Protects small tools and supplies.
Single lock hasp for use with padlock.
- Compact side handles for easy portability.
- Heavy-duty hinges, plus chain connector to hold lid in open position.
- Recommend #1 and #5 Masterlock padlocks or equivalent.

CAT. NO.	UPC NO.	CAPACITY FT ³	DIMENSIONS			WEIGHT	
			HEIGHT	WIDTH	DEPTH	LBS.	kg
1230	31510	3.3	12"	30"	16"	42	19
1531	23274	4.8	15"	31"	18"	52	24

N = NEW PRODUCT **R** = REPLACEMENT PART **A** = ACCESSORY

Storage & Handling

USA

Tel: 800.435.0786
Fax: 800.451.2632

CANADA

Tel: 800.435.0786
Fax: 800.524.2853

INTERNATIONAL

Tel: +1.815.397.7070
Fax: +1.815.397.9247



Field Office

Storage & Handling

INTERNATIONAL

Tel: +1.815.397.7070
Fax: +1.815.397.9247

CANADA

Tel: 800.435.0786
Fax: 800.524.2853

USA

Tel: 800.435.0786
Fax: 800.451.2632



8060 DLX

(Tools sold separately)



Tamper-proof lock protectors (for upper and lower doors).



Slanted work surface with lockable, concealed storage area.

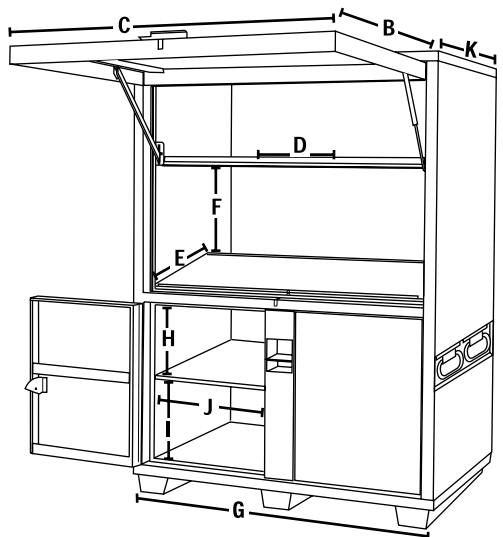


Door grooves provide a gripping surface for convenient opening.



Top door opens with a gas spring and is supported by a locking arm.


- Slanted work surface with lockable, concealed storage area.
- Concealed lock protectors protect locks from drilling and cutting.
- Weather stripping on doors to help protect documents and tools from the elements.
- Lid with heavy-duty gas spring and a locking arm for ease of opening and safety.
- Shelving throughout, for organizing and storing jobsite tools and supplies.
- Grooved front doors for ease of opening and storage compartment access.
- Patented, ergonomically designed fold-down recessed handles.
- Continuous, non-removable pin hinges.
- Overlapping corners, rolled edges, and strategically placed reinforcements for added strength.
- Recommend #1 and #5 Masterlock padlocks or equivalent.
- Welded 16-gauge steel construction for durability.
- Transportable with forklift.
- Optional casters available for increased mobility.



Optional casters available for increased mobility.
See page 368 for options

CAT. NO.	UPC NO.	CAPACITY		DIMENSIONS										WEIGHT		
		FT ³		A	B	C	D	E	F	G	H	I	J	K	LBS.	kg
8060 DLX	04719	116.5		80"	41.6"	55.6"	20.6"	26.8"	19.2"	60"	14"	15.5"	24"	42"	683	310

Casters



- Caster bolt pattern 2-7/8" x 3-1/4".
- Polyolefin-injected molded hard casters: stain-resistant, chemical-resistant, and non-marking.

CAT. NO.	UPC NO.	DESCRIPTION	WHEEL		CAPACITY		SHIP WEIGHT	
			DIA. IN. (mm)	TREAD IN. (mm)	LBS.	kg	LBS.	kg
503*	28044	4 Swivel	6 (152)	2 (51)	2000	907	22	10
603*	23405	2 Rigid, 2 Swivel	6 (152)	2 (51)	2000	907	20	9
703†	08420	2 Rigid, 2 Locking Swivel	6 (152)	2 (51)	2000	907	20	9
696*	15341	2 Rigid, 2 Swivel	4 (102)	2 (51)	1600	726	13	6
697*	89189	4 Swivel	4 (102)	2 (51)	1600	726	15	7

*Each caster set includes (16) 3/8-16 x 1" self-threading mounting screws.

†Each caster set includes (16) 3/8-16 x 1" carriage bolts; (16) 3/8-16 hex nuts; (16) 3/8 lockwashers.

Note: Screw/washer kit p/n 50062913 is necessary for mounting 703/803 casters on boxes other than 3548.

CASTER SELECTION CHART

STORAGE BOX CAT. NO.	503	603	703	696	697
1332	✓	✓		✓	✓
1636	✓	✓		✓	✓
2142	✓	✓		✓	✓
2448	✓	✓		✓	✓
2460	✓	✓		✓	✓
3048	✓	✓		✓	✓
2472	✓	✓		✓	✓
1230					
1531					
5060MESH	✓	✓		Included	✓
3360	✓	✓		✓	✓
4848	✓	✓		✓	✓
4860	✓	✓		✓	✓
4872	✓	✓		✓	✓
2260	✓	✓		✓	✓
3648	✓	✓		✓	✓
3660	✓	✓		✓	✓
5660L	✓	✓		✓	✓
5660LH	✓	✓		✓	✓
5760TD	✓	✓		✓	✓
5860	Included	Included			
3548	✓	✓	Included		
8060DLX	✓	✓		✓	✓

Replacement Parts

REPLACEMENT PARTS

CAT. NO.	UPC NO.	DESCRIPTION
06291	06291	Box Caster Bolt Set (16-Bolt Kit)
08426	08426	Box Caster Bolt Set 16-Bolt Kit (3548, 5860 only)
52025978	20965	Lid Support – (L) Side
52025979	20966	Lid Support – (R) Side
08428	08428	10 mm Gas Spring Ball Stud Replacement Kit (all Slant/Flat-Tops)
53950	53950	Gas Springs for 2260
53904	53904	Gas Springs for 3360, 4848 and 4860 Storage Boxes
53951	53951	Gas Springs for 3648 and 3660
04339	04339	Latch Repair Kit (5860)
54997	54997	Latch (5860)
54998	54998	Strike (5860)
55124	55124	Latch Threaded Rod (5860)
08427	08427	13 mm Gas Spring Ball Stud Replacement Kit (8060 DLX)
55294	55294	Replacement Gas Spring Kit – Shock and (2) Clips (8060 DLX)
01886	01886	Replacement Gas Spring Kit for 4872

Greenlee Green Spray Touch-up Paint



- Closely matches Greenlee painted products.

CAT. NO.	UPC NO.	DESCRIPTION	WEIGHT	
			LBS.	kg
22618	22618	13 oz. (384 ml) Aerosol Can of Greenlee Green Spray Paint	1.2	.5
10378	10378	13 oz. (384 ml) Aerosol Can of Greenlee Flat Green Spray Paint*	1.2	.5

NOTE: The color green is a registered trademark for Test Instruments, Job Boxes, Benders and Pulling Equipment.

*For Storage Boxes

Storage & Handling

USA

Tel: 800.435.0786
Fax: 800.451.2632

CANADA

Tel: 800.435.0786
Fax: 800.524.2853

INTERNATIONAL

Tel: +1.815.397.7070
Fax: +1.815.397.9247



WIRE AND CABLE HANDLING

Folding Hand Caddy



- Holds up to 6 spools of #10 wire.
- Folds down to 2-1/2" (63.5 mm) for easy storage.
- Pinless design eliminates loose parts.


CAT. NO.	UPC NO.	DESCRIPTION
----------	---------	-------------

9501	01202	Folding Hand Caddy
------	-------	--------------------

SPECIFICATIONS	
----------------	--

Size	10" (254 mm) H x 18-1/2" (470 mm) W
Capacity	Six 500' (152.4 m) spools of #10 AWG Maximum Spool Diameter: 7.5" (190 mm) Maximum Spool Diameter (top spindle, with empty bottom spindle): 12.5" (317 mm) Maximum Spool Width: 8.5" (215 mm)
Weight	5 lbs. (2 kg)

Hand Caddy



- Holds four 500' (152.4 m) spools of #10 AWG (7" dia. by 6"-10" wide)
- Holds up to eight 500' (152.4 m) spools of #12 AWG (7" dia. x 5" wide)
- 3/8" (9.5 mm) diameter solid steel spool support spindles.
- Spool retaining washers on spindles.
- Pinless design eliminates loose parts.

CAT. NO.	UPC NO.	DESCRIPTION
----------	---------	-------------

9502	08187	Hand Caddy
------	-------	------------

SPECIFICATIONS	
----------------	--

Size	10-1/2" (267 mm) H x 14" (356 mm) W x 22.5" (572 mm) L
Capacity	Eight 500' (152.4 m) spools of #12 AWG; Four 500' (152.4 m) spools of #10 AWG Maximum Spool Diameter: 9" (229 mm) Maximum Spool Width: 10.5" (266 mm)
Weight	5 lbs. (2 kg)

Data Cable Caddy



- Width is ideal for large diameter spools of coax, data and communications cable.
- Especially handy for 6" (152 mm) wide and up to 19" (483 mm) diameter spools.
- Folds down for easy storage.
- Pinless design eliminates loose parts.

CAT. NO.	UPC NO.	DESCRIPTION
----------	---------	-------------

9520	01228	Data Cable Caddy
------	-------	------------------

SPECIFICATIONS	
----------------	--

Size	21" (533 mm) L x 28-1/2" (724 mm) W x 11-1/2" (292 mm) H
Capacity	Maximum Total Spool Weight: 100 lbs. (45 kg) Maximum Spool Diameter: 19" (483 mm) Maximum Spool Width: 24.50" (622 mm)
Weight	11 lbs. (5 kg)

Wire Reel Support Frame



- 914 consists of one frame with 2 wheels only; 2 or more 914's and a spindle made of 1" rigid conduit are required to make a reel support setup.
- Easy to set up. Insert spindle in one 914 support frame, tighten locking screw, slide reels on spindle, insert spindle in second 914 support frame, tighten thumb screw and you're ready to go.
- Casters swivel and lock for ease of use.

CAT. NO.	UPC NO.	DESCRIPTION
914	26438	Wire Reel Support Frame

SPECIFICATIONS

Size	17-1/2" (444 mm) W x 14" (355 mm) H
Capacity	1" Rigid Conduit for spindle; hold 500' (152.4 m) to 2500' (762 m) spools up to 18" (457 mm) in diameter
Weight	8.4 lbs. (3.8 kg)

Deluxe Wire Caddy



- All welded steel frame.
- 6 wire spool axles with spring clip locks.
- Collapsible wire guide.
- Swivel caster set with two (2) locking casters for easy use.

CAT. NO.	UPC NO.	DESCRIPTION
906	33026	Wire Caddy with Casters and Wire Guide
33405	33405 R	Caster Set (2 swivel, 2 swivel lock)
50303	50303 R	Hitch Clip

SPECIFICATIONS

Size	16" (406 mm) L x 26" (660 mm) W x 17-1/2" (444 mm) H
Capacity	Six 500' (152 m) spools up to 8" (203 mm) in diameter of #6 thru #10 AWG Maximum Spool Width: 2 x 8.5" (215 mm), 4 x 12.13" (308 mm)
Weight	14.8 lbs. (6.7 kg)

6-Spindle Wire Caddy



- All steel welded frame with 6 reel spindles and feeding eye.
- Angled spindles keep reels in place without locks and help brake the reel while paying out.
- Mobile, two (2) fixed wheels and one (1) that swivels and locks, allow easy movement and control.
- Fits through a 30" (762 mm) doorway.

CAT. NO.	UPC NO.	DESCRIPTION
909	22875	Wire Dispenser
52284	52284 R	Swivel Caster (1)
52285	52285 R	Wheel (2)

SPECIFICATIONS

Size	39" (990 mm) L x 30" (762 mm) W x 31" (787 mm) H.
Capacity	Six 2,500' (762 m) spools up to 18" (457 mm) in diameter. Maximum Spool Width: 13" (330 mm)
Weight	88 lbs. (40 kg)



6-Reel Caddy



- Spindle sleeves to facilitate easier pay-out of wire.
- Holds up to six (6) 2,500' (762 m) spools of #14, #12, or #10 AWG wire.
- Folds for easy storage.
- Two (2) fixed and two (2) locking swivel casters for easy portability.
- Pinless design eliminates loose parts.

CAT. NO.	UPC NO.	DESCRIPTION
9517	01225	6-Reel Caddy
01221	01221	Replacement Caster
01220	01220	Replacement Wheel

SPECIFICATIONS

Size	41" (1041 mm) H x 32" (813 mm) W
Capacity	Six (6) 2500' (762 m) spools of #10 AWG wire Maximum Total Spool Weight: 450 lbs. (204 kg) Maximum Spool Diameter: 15" (380 mm) Maximum Spool Width: 14.75" (375 mm)
Weight	75 lbs. (34 kg)

10-Reel Caddy




- Spindle sleeves to facilitate easier pay-out of wire.
- Holds up to ten (10) 2,500' (762 m) spools of #10 AWG wire.
- Folds down for easy storage.
- Two (2) fixed and two (2) locking swivel casters for easy portability.
- Pinless design eliminates loose parts.

CAT. NO.	UPC NO.	DESCRIPTION
9516	01222	10-Reel Caddy
01221	01221	Replacement Caster
01220	01220	Replacement Wheel

SPECIFICATIONS

Size	48" (1219 mm) H x 32" (813 mm) W
Capacity	Maximum Total Spool Quantity - Ten (10) 2500' (762 m) spools of #10 AWG wire Maximum Total Spool Weight: 750 lbs. (340 kg) Maximum Spool Diameter: 15" (380 mm) Maximum Spool Width: 14.63" (370 mm)
Weight	101 lbs. (46 kg)

Wire Dispenser



- All welded steel construction.
- Includes two (2) fixed and two (2) swivel locking heavy-duty casters.
- The spool rack consists of ten (10) spindles and an adjustable guide loop, and can be turned 360° independent of the base.
- Spindles are angled to contain reels and act as a brake while paying out wire.
- Fits through a 36" (915 mm) opening.

CAT. NO.	UPC NO.	DESCRIPTION
910	21982	Wire Dispenser
51488	51488	Replacement Caster (Rigid)
53259	53259	Replacement Caster (Swivel)

SPECIFICATIONS

Size	36-1/4" (921 mm) L x 31-1/2" (800 mm) W x 59" (1499 mm) H.
Capacity	Ten (10) 2500' (762 m) spools up to 18" (457 mm) in diameter. Maximum Spool Width: 14.18" (360 mm)
Weight	196 lbs. (89 kg)

Hand Truck / Wire Cart



- Holds up to twelve (12) spools of #12 AWG wire or eight (8) spools of #10 AWG wire.
- 10" (254 mm) diameter pneumatic tires for jobsite portability.
- Pinless design eliminates loose parts.
- Four (4) solid steel 1/2" (13 mm) spindles included.
- Lay cart flat when dispensing wire. Upright for use as hand truck.

CAT. NO.	UPC NO.	DESCRIPTION
9505	01205	Hand Truck Caddy
01207	01207	R Spindle (9505/9510)

SPECIFICATIONS	
Size	48" (1219 mm) H x 28-1/4" (718 mm) W
Capacity	Maximum Total Spool Weight: 200 lbs (90.7 kg) 4000' (1219 m) # 10 AWG wire Maximum Spool Diameter: 7.5" (190 mm) Dolly Lift (Maximum): 250 lbs. (113 kg) Maximum Spool Width: 18" (457 mm)
Weight	32 lbs. (14 kg)

Deluxe A-Frame Wire Cart



- Holds up to twenty four (24) spools of #12 AWG wire or sixteen (16) spools of #10 AWG wire.
- Folds for easy storage.
- 10" (254 mm) diameter pneumatic tires for jobsite portability.
- Pinless design eliminates loose parts.
- Eight (8) solid steel 1/2" (12.7 mm) spindles included.
- Optional Basket Caddy available to dispense metal-clad cable (see page 363).

CAT. NO.	UPC NO.	DESCRIPTION
9510	01214	Deluxe A-Frame Mobile Caddy
01207	01207	R Spindle (9505/9510)

SPECIFICATIONS	
Size	48" (1219 mm) H x 28-1/4" (718 mm) W
Capacity	Maximum Total Spool Weight: 400 lbs. (181 kg) Maximum Spool Diameter: 7.5" (190 mm) Maximum Spool Width: 18" (457 mm)
Weight	47 lbs. (21 kg)

Storage & Handling

USA

Tel: 800.435.0786
Fax: 800.451.2632

CANADA

Tel: 800.435.0786
Fax: 800.524.2853

INTERNATIONAL

Tel: +1.815.397.7070
Fax: +1.815.397.9247




Hand Truck / Wire Cart



38733
With 10462 Expander Kit



38733



10462

- Heavy-duty wheels for durability and easy transporting.
- Dual heavy-duty wire guides for dispensing multiple wires in all directions.
- Only 23" (584 mm) wide to fit through narrow doorways.
- Comes with five 5/8" (16 mm) diameter reel spindles for storing and dispensing up to fifteen spools of #14 THHN wire.
- Storage space for three (3) spindles and clips eliminates loose parts when they are not in use.
- Expander kit available to increase capacity by 60%.

CAT. NO. UPC NO. DESCRIPTION

38733	38733	Hand Truck Wire Cart
10462	10462	A Expander Kit
50303	50303	B Hitch Clip
38774	38774	R Spindle (38733)

SPECIFICATIONS

Size	38733	46" (1168 mm) H x 23" (584 mm) W x 22-1/2" (571 mm) D
	10462	41" (1041 mm) H x 12-5/8" (321 mm) W
Weight	38733	58 lbs. (26 kg)
	10462	15.7 lbs. (7 kg)

WIRE CAPACITY CHART

NUMBER OF SPOOLS		MAXIMUM SPOOL DIAMETER	MAXIMUM SPOOL WIDTH	TYPICAL WIRE LENGTH
38733 WIRE CART	WITH 10462 EXPANDER			
15	24	7" (178 mm)	5-3/8" (137 mm)	500 ft. (152 m)
10	16	7" (178 mm)	8" (203 mm)	500 ft. (152 m)
3	5	12" (305 mm)	16-3/8" (416 mm)	2,500 ft. (762 m)
3	3	14" (356 mm)	16-3/8" (416 mm)	2,500 ft. (762 m)
2	2	22" (559 mm)	16-3/8" (416 mm)	1,000 ft. (305 m)

Wire Cart



- Large capacity, excellent for storing, transporting or feeding wire.
- Save space, use and store vertically or horizontally.
- Five (5) strong reel axles with spring clip retainers plus two (2) positions for axle storage allows you to configure for large reels with no loose parts.
- Strong, yet lightweight, tubular steel welded construction with rugged 8" (203 mm) wheels.
- Built-in wire guide for horizontal dispensing.
- Will pass through a 28" (711 mm) opening.

CAT. NO. UPC NO. DESCRIPTION

911	31518	Wire Cart
31523	31523	B Reel Shaft for 911 Wire Cart
50303	50303	B Hitch Clip

SPECIFICATIONS

Size	54-1/2" (1384 mm) L x 27" (685 mm) W x 26-1/2" (673 mm) H when horizontal
Capacity	Six (6) 2,500' (762 m) spools up to 16" (406 mm) in diameter Fifteen (15) 500' (152 m) spools up to 8" (203 mm) in diameter Max. Spool Weight: 550 lbs. Maximum Spool Width: 24" (610 mm)
Weight	62 lbs. (28 kg)

Cable Reel Transporter



- All steel welded frame with heavy-duty wheels.
- Unique design provides easy setup for cable payout.
- Handle folds to save space when using as a dispenser.

CAT. NO.	UPC NO.	DESCRIPTION
----------	---------	-------------

916	32935	Cable Reel Transporter
33035	33035	R Spindle for 916 Transporter
52466	52466	R Wheel Kit (2)

SPECIFICATIONS

Size	63" (1600 mm) L x 29-7/8" (759 mm) W x 26-3/4" (679 mm) H when horizontal
Capacity	Reels of cable or BX up to 20" (508 mm) W and 40" (1016 mm) in diameter maximum total reel weight 300 lbs. (136 kg)
Weight	110 lbs. (50 kg)

Conduit and Pipe Storage Rack



- 7 individual bins allow you to sort by size and type.
- Folds down for storage.
- No. 603 Casters included.

CAT. NO.	UPC NO.	DESCRIPTION
----------	---------	-------------

668	15343	Mobile Conduit and Pipe Rack with 603 casters
503	28044	A 6" (152 mm) Diameter Caster Set, 4 Swivel
603	23405	R 6" (152 mm) Diameter Caster Set, 2 Swivel and 2 Rigid

SPECIFICATIONS

Capacity	1000 lbs. (454 kg)
Dimensions	58-1/2" (1486 mm) long x 34" (864 mm) wide x 63-1/2" (1613 mm) high
Folded Down	58-1/2" (1486 mm) long x 34" (864 mm) wide x 19" (483 mm) high
Weight	113 lbs. (51 kg)

Pipe Cart



- Easy, one-person operation saves time and money.
- Move standard 20 ft. (6.1 m) lengths of pipe.
- Large 4.80" x 8" (122 mm x 203 mm) wheels with 4-ply pneumatic tires.
- Heavy-duty steel construction for long service life.

CAT. NO.	UPC NO.	DESCRIPTION
----------	---------	-------------

36745	36745	Pipe Cart
02182	02182	R Wheel Replacement Kit (1)

SPECIFICATIONS

Capacity	20" (508 mm) Diameter – 1000 lbs. (454 kg)
-----------------	--

Storage & Handling

USA

Tel: 800.435.0786
Fax: 800.451.2632

CANADA

Tel: 800.435.0786
Fax: 800.524.2853

INTERNATIONAL

Tel: +1.815.397.7070
Fax: +1.815.397.9247

BX-Armored Coiled Cable Dispenser



- Dispense armored cable, flexible conduit, Greenfield® or NM-B cable fast and easy without twists or tangles.
- Base with adjustable tension control rotates to dispense the cable without overpulling.
- Large pulling eye rotates freely and can be used as a carrying handle when the dispenser is empty.

CAT. NO.	UPC NO.	DESCRIPTION
37218	37218	Armored Cable Dispenser

SPECIFICATIONS	
Size	13-1/2" (343 mm) H x 26" (660 mm) diameter
Capacity	One 250' (76 m) coil of 14/2, 14/3, 12/2, or 12/3 armored cable or romex.
Weight	32 lbs. (14 kg)

Armored Coiled Cable Dispenser/Transporter




- Dispense one (1) coil of armored cable, flexible conduit, Greenfield® or NM-B cable fast and easy without twists or tangles.
- Base with adjustable tension control rotates to dispense the cable without overpulling.
- Large pulling eye rotates freely.
- Transport up to three coils.

CAT. NO.	UPC NO.	DESCRIPTION
37202	37202	Armored Cable Dispenser/Transporter

SPECIFICATIONS	
Size	45" (1143 mm) H x 28-1/2" (724 mm) W x 29" (736 mm) D
Capacity	Dispense - One 250' (76.2 m) coil of 14/2, 14/3, 12/2, or 12/3 armored cable or romex. Transport - Three (3) Coils, maximum capacity 250 lbs. (113 kg).
Weight	55 lbs. (25 kg)

Caddy Basket Cable Dispenser



STUD MOUNT CADDY (9525F)

- Fits both 2x4 and 2x6 studs.
- Dispense coils of NM-B or armored cable.
- Swivel eyelet eliminates tangles.
- Add 9529F basket to double capacity.
- Folds for easy storage.

CAT. NO.	UPC NO.	DESCRIPTION
9525F	02070	Folding Stud Mount Caddy

SPECIFICATIONS	
9525F	
Maximum Capacity	100 lbs. (45.4 kg)
Weight	10.5 lbs. (4.8 kg)
Size	29-1/2" (749 mm) H x 20-3/4" (527 mm) W

Storage & Handling

INTERNATIONAL

Tel: +1.815.397.7070
Fax: +1.815.397.9247

CANADA

Tel: 800.435.0786
Fax: 800.524.2853

USA

Tel: 800.435.0786
Fax: 800.451.2632

Hanging Cable Dispenser

NEW




- Hangs virtually anywhere
- Rugged aluminum, steel, and nylon construction
- Quick set-up and take down
- Collapses for easy storage
- Storage bag included

CAT. NO.	UPC NO.	DESCRIPTION
9522	12671	Hanging Cable Dispenser

SPECIFICATIONS

Length Set Up	37-1/2" (953 mm)
Width Set Up	23-1/2" (597 mm)
Capacity	250' of NM or MC cable up to 75 lb
Weight	3-1/2 lbs. (1.6 kg)

Screw-Type Reel Stands



- Wide, welded steel base for added stability with 5/8" holes.
- Roller bearings fit in the spindle groove to keep the spindle in place and turning freely.
- Two stands and a spindle are required for a complete setup.

CAT. NO.	UPC NO.	DESCRIPTION
683	15372	Reel Stand 22" - 54" (559 - 1372 mm)
687	17076	Reel Stand 13" - 28" (330 - 711 mm)
684	15375	A Spindle for 683 Reel Stand
647	15321	A Spindle for 687 Reel Stand
25591	25591	B Stop Pin (683 - 2; 687 - 1)

SPECIFICATIONS

Size	683 - 24" x 21" (610 x 533 mm) base; 54" (1372 mm) maximum height 687 - 15" x 15" (381 x 381 mm) base; 28" (711 mm) maximum height
Capacity	683 - 2,500 lbs. (1134 kg) each, 46" - 96" (1168 x 2438 mm) reel diameter 687 - 2,500 lbs. (1134 kg) each, 28" - 56" (711 x 1422 mm) reel diameter
Weight	683 - 42 lbs. (19 kg) 687 - 22 lbs. (10 kg)

Ratchet-Type Reel Stand



- Ratchet mechanism to easily raise or lower the height.
- Roller bearings fit in the spindle groove to keep the spindle in place and turning freely.
- Two stands and a spindle are required for a complete setup.

CAT. NO.	UPC NO.	DESCRIPTION
656	21979	Ratchet Reel Stand 28" - 46-5/8" (711 mm - 1184 mm)
657	21980	A Spindle for 656 Reel Stand
30291	30291	R Handle with Grip

SPECIFICATIONS

Size	24-1/2" x 23" (622 mm x 584 mm) base; 46-5/8" (1184 mm) maximum height
Capacity	3,750 lbs. (1701 kg) each 58" - 90" (1473 mm - 2286 mm) reel diameter
Weight	87 lbs. (39 kg)



Reel Stand Spindles



CAT. NO.	UPC NO.	DESCRIPTION
647	15321	Spindle for 687 Reel Stand
657	21980	Spindle for 656 Reel Stand (only)
684	15375	Spindle for 683 Reel Stand

- Steel spindles with grooves to fit reel stand rollers.


SPECIFICATIONS

Size	647 - 2-3/8" diameter x 62" (60 x 1575 mm)
	657 - 3-1/2" diameter x 100" (89 x 2540 mm)
	684 - 2-3/8" diameter x 76" (60 x 1930 mm)
Capacity	647 - 5,000 lbs. (2268 kg) 59" (1500 mm) between grooves
	657 - 7,500 lbs. (2388 kg) 94" (2540 mm) between grooves
	684 - 5,000 lbs. (2268 kg) 73" (1854 mm) between grooves
Weight	647 - 42 lbs. (19 kg)
	657 - 124 lbs. (56 kg)
	684 - 50 lbs. (23 kg)

Reel Rollers



39660



39666

- Heavy-duty welded steel construction.
- Built-in loading ramps.
- Adjustable to various reel widths and diameters. (21" dia. min.)
- Roller locks for unloading.
- Side ball rollers for centering.
- Fast, convenient ground-level setup for paying out large cable reels.

CAT. NO.	UPC NO.	DESCRIPTION
39660	39660	Reel Roller, single platform roller
39661	39661	Reel Roller, single (two required)
39664	39664	Spreader Kit, two 48" spreader bars
39666	39666	Reel Roller Kit, (includes two 39661 rollers and one 39664 spreader kit)

SPECIFICATIONS

Size	39660 - 32" (813 mm) L x 34" (864 mm) W, 87 lbs. (39 kg)
	39661 - 32" (813 mm) L x 11" (279 mm) W, 45 lbs. (20 kg)
	39664 - 48" (1067 mm) L, 9 lbs. (4 kg)
	39666 - 32" (813 mm) L x 48" (1219 mm) W, 99 lbs. (45 kg)
Capacity	39660 - 2,500 lbs. (1134 kg) 30" (762 mm) max reel width
	39661 - 2,000 lbs. (902 kg) per pair, 42" (1067 mm) max reel width
	39666 - 2,000 lbs. (902 kg) 42" (1067 mm) max reel width

Hydraulic Pumps & Miscellaneous

The professional contractor looks to Greenlee for exceptional bolt cutters, hydraulic pumps, accessories and a variety of rope. Each product is designed to make your job faster, safer and easier – get the job done right with Greenlee. To choose the right tool for your job, contact customer service or see your local Greenlee distributor.

Contents

Bolt Cutters	428
Hydraulic Pumps	430
Accessories	433
Touch-up Paint	434
Hydraulic Oil	434
Rope	434
Cutting/Threading Oil	435



GREENLEE®
A Textron Company

MADE FOR THE TRADE!™

BOLT CUTTERS

Heavy-Duty Bolt Cutters with Fiberglass Handles



- Unique cam bolt blade adjustment for easy cutter alignment.
- Forged steel blades for long life.
- Clevis-mounted blades for greater strength.
- Custom rubber grips for maximum power.
- Fiberglass handles are tough and lightweight.

SPECIFICATIONS

CAPACITY	RB85*	RC40*
HDFBC18	5/16" (7.9 mm)	7/32" (5.6 mm)
HDFBC24	3/8" (9.5 mm)	9/32" (7.1 mm)
HDFBC30	1/2" (12.7 mm)	5/16" (7.9 mm)
HDFBC36	5/8" (15.9 mm)	11/32" (8.7 mm)

*Indicates bolt hardness in Rockwell units

WEIGHT

HDFBC18 – 3.4 lbs. (1.5 kg); HDFBC24 – 10.3 lbs. (4.7 kg)
HDFBC30 – 4.9 lbs. (2 kg); HDFBC36 – 7.6 lbs. (3.4 kg)

CAT. NO. UPC NO. DESCRIPTION

HDFBC18	11277	Heavy-Duty Bolt Cutter with Fiberglass Handles 18 in. (457 mm) Long
HDFBC24	11278	Heavy-Duty Bolt Cutter with Fiberglass Handles 24 in. (610 mm) Long
HDFBC30	11279	Heavy-Duty Bolt Cutter with Fiberglass Handles 30 in. (762 mm) Long
HDFBC36	11280	Heavy-Duty Bolt Cutter with Fiberglass Handles 36 in. (914 mm) Long
11367	11367	R Blade Unit for HDFBC18
11342	11342	R Blade Unit for HDFBC24
11344	11344	R Blade Unit for HDFBC30
11346	11346	R Blade Unit for HDFBC36

Heavy-Duty Bolt Cutters



- Unique cam bolt blade adjustment for easy cutter alignment.
- Forged steel blades for long life.
- Clevis-mounted blades for greater strength.
- Custom rubber grips for maximum power.

SPECIFICATIONS

CAPACITY	RB85*	RC40*
HDBC24	3/8" (9.5 mm)	9/32" (7.1 mm)
HDBC30	1/2" (12.7 mm)	5/16" (7.9 mm)
HDBC36	5/8" (15.9 mm)	11/32" (8.7 mm)
HDBC42	3/4" (19.1 mm)	3/8" (9.5 mm)

*Indicates bolt hardness in Rockwell units

WEIGHT

HDBC24 – 5.8 lbs. (2.6 kg); HDBC30 – 8.9 lbs. (4 kg);
HDBC36 – 13.3 lbs. (6 kg); HDBC42 – 19.8 lbs. (9 kg)

CAT. NO. UPC NO. DESCRIPTION

HDBC24	11273	Heavy-Duty Bolt Cutter - 24 in. (610 mm) Long
HDBC30	11274	Heavy-Duty Bolt Cutter - 30 in. (762 mm) Long
HDBC36	11275	Heavy-Duty Bolt Cutter - 36 in. (914 mm) Long
HDBC42	11276	Heavy-Duty Bolt Cutter - 42 in. (1067 mm) Long
11342	11342	R Blade Unit for HDBC24
11344	11344	R Blade Unit for HDBC30
11346	11346	R Blade Unit for HDBC36
11348	11348	R Blade Unit for HDBC42

Bolt Cutters



- Unique cam bolt blade adjustment for easy cutter alignment.
- Forged steel blades for long life.
- Clevis-mounted blades for greater strength.
- Custom rubber grips for maximum power.

SPECIFICATIONS

CAPACITY	RB85*	RC40*
BC14	1/4" (6.4 mm)	3/16" (4.8 mm)
BC18	5/16" (7.9 mm)	1/4" (6.4 mm)
BC24	3/8" (9.5 mm)	5/16" (7.9 mm)
BC30	1/2" (12.7 mm)	11/32" (8.7 mm)
BC36	5/8" (15.9 mm)	3/8" (9.5 mm)

*Indicates bolt hardness in Rockwell units

WEIGHT

BC14 – 2.4 lbs. (1.1 kg); BC18 – 3.4 lbs. (1.5 kg);
 BC24 – 5.8 lbs. (2.6 kg); BC30 – 8.9 lbs. (4 kg);
 BC36 – 13.3 lbs. (6 kg)

CAT. NO.	UPC NO.	DESCRIPTION
BC14	11267	Standard Bolt Cutter - 14 in. (356 mm) Long
BC18	11268	Standard Bolt Cutter - 18 in. (457 mm) Long
BC24	11269	Standard Bolt Cutter - 24 in. (610 mm) Long
BC30	11270	Standard Bolt Cutter - 30 in. (762 mm) Long
BC36	11271	Standard Bolt Cutter - 36 in. (914 mm) Long
11281	11281	R Blade Unit for BC14
11301	11301	R Blade Unit for BC18
11306	11306	R Blade Unit for BC24
11316	11316	R Blade Unit for BC30
11321	11321	R Blade Unit for BC36

Threaded Rod Cutter



- One stroke cuts through threaded rod.
- Cuts clean, eliminating the need to grind or file before threading a nut onto cut end.
- Wide base for stable cutting. Includes mounting hole for fast and easy permanent mounting to work surface.
- Strong forged steel cutting head with tool steel cutting die for long life.
- Includes: Threaded Rod Cutter, 1/4" - 20 Cutting Die Set, 3/8" - 16 Cutting Die Set.

SPECIFICATIONS

Capacity	1/4" - 20 soft steel rod (6.4 mm); 3/8" - 16 soft steel rod (9.5 mm)
Weight	14.1 lbs. (6.4 kg)

CAT. NO.	UPC NO.	DESCRIPTION
36587	36587	Threaded Rod Cutter
37186	37186	1/4" - 20 Cutting Die Set
37187	37187	3/8" - 16 Cutting Die Set

Hydraulic Pumps & Miscellaneous

USA

Tel: 800.435.0786
 Fax: 800.451.2632

CANADA

Tel: 800.435.0786
 Fax: 800.524.2853

INTERNATIONAL

Tel: +1.815.397.7070
 Fax: +1.815.397.9247



HYDRAULIC PUMPS

High-Pressure Hydraulic Hand Pump



- Portable and powerful, for use with Greenlee Benders.
- Versatile, operates in any position.
- Steel pump body and handle with rubber grip.
- Wide base for stability.
- Mounting holes for permanent positioning.
- Includes 3/8" (9.5 mm) female hydraulic connector and dust cap.

SPECIFICATIONS

Operation	Manual – Hand
Capacity	10,000 psi (700 bar), .161 in. (26 mm.) per stroke
Length	25-1/2" (648 mm)
Width	7" (178 mm)
Height	6" (152 mm)

NOTE: See page 433 to select the proper hydraulic hose for this pump.

CAT. NO.	UPC NO.	DESCRIPTION	WEIGHT	
			LBS.	kg
755	15677	High-Pressure Hydraulic Hand Pump	18	8.2
18272	18272	R Seal Kit		

Hydraulic Hand Pump



- Lightweight and portable, for use with Greenlee Punch Drivers.
- Versatile, operates in any position.
- Single speed.
- Rugged steel pump body/reservoir with cast aluminum handle.
- Has mounting holes for easy, permanent mounting.

CAT. NO.	UPC NO.	DESCRIPTION	WEIGHT	
			LBS.	kg
767	13284	Hydraulic Hand Pump	6	2.7
04343	04343	R Seal Kit Repair for Serial Code ABM		
13800	13800	R *Seal Kit Repair for Serial Code 55D & Up		
30242	30242	R *Seal Kit Repair for Serial Code 68BG TO BG33181628, BG331816 & Up		
30241	30241	R Reservoir Follower		

*NOTE: Must also purchase 30241 Follower

SPECIFICATIONS

Operation	Manual – Hand
Capacity	6,500 psi (448 bar), .0823 in. (13 mm.) per stroke
Length	13" (330 mm)
Width	4" (102 mm)
Height	4" (102 mm)

NOTE: See page 433 to select the proper hydraulic hose for this pump.

Hydraulic Foot Pump



- Free both hands to position and hold the working tool.
- Foot activated release lever.
- Hold-down pin keeps pedal down for storage and transport.
- Angled base bar keeps the pump upright and stable.
- Includes 1/4" (6.4 mm) female coupler with dust cap.

CAT. NO.	UPC NO.	DESCRIPTION	WEIGHT	
			LBS.	kg
1725	31353	Hydraulic Foot Pump	11	5
24496	24496	R Seal Kit w/ RD Serial Code		
25214	25214	R Seal Kit w/ RU Serial Code		
33336	33336	R Seal Kit w/ VK Serial Code		

SPECIFICATIONS

Operation	Manual – Foot
Capacity	6,500 psi (448 bar), .117 in ₃ (19 mm ₃) per stroke
Length	16" (406 mm)
Height	Pedal down 6" (152 mm), Pedal up 12" (305 mm)
Width	8" (203 mm)

NOTE: See page 433 to select the proper hydraulic hose for this pump.

Hand-Operated Hydraulic Pump



- Two-speed hydraulic pump. Ideal for use with remote cutting and crimping tools.
- Compact and lightweight – easy to move around jobsites.
- Solid base with wide legs provides for good stability during operation.
- Built-in carrying handle.
- Large, easy-to-grasp, retraction wheel.
- Equipped with 3/8" female screw-type hydraulic coupler.

CAT. NO.	UPC NO.	DESCRIPTION	WEIGHT	
			LBS.	kg
7475H	07475	Hand-Operated Hydraulic Pump	18	8.2
07829	07829	R Seal Kit		

SPECIFICATIONS

Max output pressure	10,000 psi (700 bar)
Useable oil capacity	0.75 quart (0.74 liter)
1st stage oil volume (200 psi)	0.82 cu in/stroke
2nd stage oil volume (10,000 psi)	0.16 cu in/stroke
Length (including coupler)	25" (635 mm)
Width	5-5/8" (143 mm)
Height	5-1/2" (140 mm)

NOTE: See page 433 to select the proper hydraulic hose for this pump.

Electric Hydraulic Pump



- Useable oil volume: 3 quarts (2.8 liters).
- For use with Greenlee 2" capacity benders.
- Automatic or manual ram-return selector valve provides more control from the pendant switch.
- Molded enclosure protects pump, motor and circuitry in tough working environments.
- Use with single-hose hydraulic systems with spring-return rams.

CAT. NO.	UPC NO.	DESCRIPTION	WEIGHT	
			LBS.	kg
975	33516	Electric Hydraulic Pump	51	23
34369	34369	R Seal Kit		

SPECIFICATIONS

Operation	120 VAC 1/2 HP (.375 kW)
Capacity	10,000 psi (700 bar); 250 in ₃ (4 L) per minute rapid advance; 18 in ₃ (.32 L) per minute at full pressure
Length	12" (305 mm)
Width	10" (254 mm)
Height	15-1/2" (394 mm)

NOTE: See page 433 to select the proper hydraulic hose for this pump.



Electric Hydraulic Pump



- Useable oil volume: 6-1/4 quarts (5.9 liters)
- For use with all Greenlee benders.
- Solid state controls for added reliability.
- Low pressure for fast ram advance, automatically changes to low volume high pressure.
- Pendant control for advance, valve on pump for release.
- Use with single-hose hydraulic systems with spring-return rams.
- Equipped with four swivel casters.
- Cast aluminum reservoir for long life.

CAT. NO.	UPC NO.	DESCRIPTION	WEIGHT	
			LBS.	kg
960 SAPS	18297	Electric Hydraulic Pump	92	42
18416	18416	Ⓡ Seal Kit		

SPECIFICATIONS

Operation	120 VAC 1-1/2 HP (1.12 kW)
Capacity	10,000 psi (700 bar); 300 inch, (4.8 L) per minute rapid advance; 54 inch, (.9 L) per minute at full pressure
Length	12" (305 mm)
Width	10-3/4" (223 mm)
Height	22-5/16" (567 mm)

NOTE: See page 433 to select the proper hydraulic hose for this pump.

Electric Hydraulic Pump



- Useable oil volume: 6 quarts (5.7 liters).
- For use with all Greenlee benders.
- Handy pendant advance control on 980 and 980-22PS.
- Low voltage pendant coupled to solid state motor controls eliminates contact arcing for greater reliability and longer life.
- Automatic or manual ram return selector valve provides more control from the pendant switch.
- Molded enclosure protects pump, motor and circuitry in tough working environments.
- Use with single-hose hydraulic systems with spring-return rams.

CAT. NO.	UPC NO.	DESCRIPTION	WEIGHT	
			LBS.	kg
980	33515	Electric Hydraulic Pump with Pendant	71	32
980-22	36314	Electric Hydraulic Pump	71	32
980-22PS	36313	Electric Hydraulic Pump with Pendant Switch	71	32
34369	34369	Ⓡ Seal Kit		

Note: 980-22 is 220V pump only, no control switch

SPECIFICATIONS

Operation	980 – 120 VAC 1-1/2 Hp (1.12 kW) 980-22PS – 220 VAC 50Hz 1-1/2 Hp (1.12 kW)
Capacity	10,000 psi (700 bar); 250 inch, (4 L) per minute rapid advance; 54 inch, (.9 L) per minute at full pressure
Length	12" (305 mm)
Width	12" (305 mm)
Height	17-1/2" (445 mm)

NOTE: See page 433 to select the proper hydraulic hose for this pump.

ACCESSORIES

Hydraulic Hose Selection Guide

TOOL CAT. NO./DESCRIPTION	TOOL COUPLER	PUMP CAT. NO.	HOSE CAT./UPC NO.
750 Cable Cutter	1/4" Female Coupler	767	38316
750 Cable Cutter	1/4" Female Coupler	1725	37729
750 Cable Cutter	1/4" Female Coupler	975	17707
777 Bender	3/8" Female Coupler	755, 975, 980 or 960SAPS	11289
782 Bender	3/8" Female Coupler	755 or 975	11289
800 Cable Bender	1/4" Female Coupler	1725	37729
880 Bender	3/8" Female Coupler	755 or 975	11289
882 Bender	3/8" Female Coupler	755 or 975	11289
884 Bender	3/8" Female Coupler	980 or 960SAPS	11289
885 Bender	3/8" Female Coupler	980 or 960SAPS	11289
1731 C-Frame Punch Driver	1/4" Female Coupler	767	38316
1731 C-Frame Punch Driver	1/4" Female Coupler	1725	37729
1731 C-Frame Punch Driver	1/4" Female Coupler	755 or 975	11289
SDK202GL Cable Cutter	3/8" Male Coupler	7475H, 975 or 980	05850, 05851
RK06AT, RK06FT	3/8" Male Coupler	7475H, 975 or 980	05850, 05851
RK1230, RK1240, RK1240K	3/8" Male Coupler	7475H, 975 or 980	05850, 05851
RCCX	3/8" Male Coupler	7475H, 975 or 980	05850, 05851
RK1550	3/8" Male Coupler	7475H, 975 or 980	05850, 05851

Hydraulic Hose Units



- High pressure hydraulic hose units for use with Greenlee hydraulic pumps.
- Equipped with couplers and dust caps.

CAT. NO.	UPC NO.	DESCRIPTION
05850*	05850	10' X 1/4" Hose With (1) 3/8" Male Coupler and (1) 3/8" Female Coupler
05851*	05851	10' X 1/4" Non-Conductive Hose with (1) 3/8" Male Coupler and (1) 3/8" Female Coupler
11289*	11289	6' X 3/8" Hose with (2) 3/8" Male Couplers
17707*	17707	10' X 1/4" Hose with (1) 3/8" Male Coupler and (1) 1/4" Male Coupler
37729*	37729	10' X 1/4" Hose with (2) 1/4" Male Couplers
38316	38316	3' X 1/4" Hose with (1) 1/4" Male Coupler and (1) 1/4" NPT Swivel Threaded Fitting
06302	06302	3' X 1/4" Hose with (1) 1/4" NPT Male Threaded Fitting and (1) 1/4" NPT Swivel Threaded Fitting

* Filled with hydraulic oil.

CAT. NO.	UPC NO.	DESCRIPTION	HOSE UNIT CAT./UPC NO.						COUPLER SET CAT./UPC NO.	
			05850	05851	11289	17707	37729	38316	37614	3548GB/ 20573
54167	54167	1/4" (6.4 mm) Female Coupler without Dust Cap							1	
54168	54168	1/4" (6.4mm) Dust Cap for Female Coupler							1	
54169	54169	1/4" (6.4 mm) Male Coupler without Dust Cap				1	2	1	1	
54170	54170	1/4" (6.4 mm) Dust Cap for Male Coupler				1	2	1	1	
4018GB	50807	3/8" (9.6 mm) Female Coupler with Dust Cap								1
4033GB	50823	3/8" (9.6 mm) Male Coupler with Dust Cap			2	1				1
41877	41877	3/8" (9.6 mm) Female Coupler without Dust Cap	1	1						
41941	41941	3/8" (9.6 mm) Male Coupler without Dust Cap	1	1						
41834	41834	3/8" (9.6 mm) Dust Cap for 41941/41877 Couplers	2	2						

Greenlee Green Spray Touch-up Paint



- Closely matches Greenlee painted products.

CAT. NO.	UPC NO.	DESCRIPTION	WEIGHT	
			LBS.	kg
22618	22618	13 oz. (384 ml) Aerosol Can of Greenlee Green Spray Paint	1.2	.5
10378	10378	13 oz. (384 ml) Aerosol Can of Greenlee Flat Green Spray Paint*	1.2	.5

NOTE: The color green is a registered trademark for Test Instruments, Job Boxes, Benders and Pulling Equipment.
*Storage Box

Hydraulic Oil



- Greenlee-approved hydraulic oil.
- Specially compounded for use with Greenlee hydraulic equipment.
- Refinery-filtered to give you the finest oil available.

CAT. NO.	UPC NO.	DESCRIPTION	WEIGHT	
			LBS.	kg
4016 GB	51059	Hydraulic Oil – 1 Gallon (3.8 l)	8.5	3.9
4017 GB	50806	Hydraulic Oil – 1 Quart (.9 l)	2.25	1.02

NOTE: For best operation of your Greenlee hydraulic-powered equipment, use Greenlee hydraulic oil only. (Do not use hydraulic brake fluid, shock absorber fluid, alcohol, glycerine, castor oil or other non-specified fluid—as they reduce performance and can cause damage to pumps and equipment.) Use of improper fluids waives the guarantee on Greenlee hydraulic equipment.

Polypro General Purpose Rope



405 Rope Stand sold separately. See page 165.

- **Not for cable pulling.** See the ropes listed with cable pullers for recommended cable pulling ropes.
- Highly-visible, bright yellow with green tracer, excellent for roping off areas on construction sites.
- Rot and mildew resistant.
- Weather resistant.
- Economical general purpose rope.



	ROPE LENGTH		CAT. NO.	UPC NO.	BREAKING STRENGTH		AVERAGE WEIGHT	
							LBS.	kg.
3/16" (4.8 mm)	250'	76 m	408	21467	720 lbs.	3.2 kN	3	1.4
	600'	182 m	409	21468	720 lbs.	3.2 kN	6	2.7
1/4" (6.4 mm)	250'	76 m	412	21471	1130 lbs.	5.0 kN	4	1.8
	600'	182 m	413	21472	1130 lbs.	5.0 kN	9	4.1
	1,000'	304 m	414	21474	1130 lbs.	5.0 kN	13	5.9
3/8" (9.5 mm)	250'	76 m	417	21477	2430 lbs.	10.8 kN	9	4.1
	600'	182 m	418	21520	2430 lbs.	10.8 kN	19	8.6
1/2" (12.7 mm)	250'	76 m	421	21480	3780 lbs.	16.8 kN	15	6.8
	600'	182 m	422	21521	3780 lbs.	16.8 kN	35	15.9

Chain-Type Pipe Vice



- Use with a wide range of sizes of pipe or conduit.
- Built-in pipe rest.
- To prevent marring of plastic or plastic coated pipe, vise jaws can be rotated with smooth side up. Use serrated side for harder materials.
- Chain design holds pipe securely to prevent it from twisting or turning during threading.

CAT. NO.	UPC NO.	DESCRIPTION
467	27318	Chain-Type Pipe Vise

SPECIFICATIONS

Capacity	1/8" - 5" (3.2 mm x 127 mm) pipe
Weight	17 lbs. (7.7 kg)

Cutting/Threading Oil



- Premium quality, high lubricity for easier cutting and long tool life.
- Choice of light or dark.

CAT. NO.	UPC NO.	DESCRIPTION
462B	11412	Dark Cutting/Threading Oil - 1 Pt.
462-Q	28237	Dark Cutting/Threading Oil - 1 Qt.
462-1	26096	Dark Cutting/Threading Oil - 1Gal
463-Q	28238	Light Cutting/Threading Oil - 1 Qt
463-1	28239	Light Cutting/Threading Oil - 1 Gal

SPECIFICATIONS

CAT. NO.	SIZE	WEIGHT
462-Q, 463-Q	1 Qt. (.9 l)	2.3 lbs. (1 kg)
462-1, 463-1	1 Gal. (3.8 l)	8.7 lbs. (4 kg)

ROTHENBERGER *Plumbing*

Greenlee offers a full mix of plumbing and pipe-fitting tools through their joint venture with Rothenberger, a recognized global leader of tools and equipment to the plumbing industry. From sharp hand-held PVC cutters like the ROCUT to powerful pipe threaders like the SUPERTRONIC 2000, Rothenberger and Greenlee have teamed up to offer the best selection of tools for the job.

Contents

Power Benders	438
Hand Threaders	439
Portable Power Threaders	440
Accessories - Hand & Power Threaders	441
Power Drives	442
Compact Threading Machines	443
Threading Accessories	447
Vises & Stands	448
Production Cutting Machines	449
Press Tools	450
Pliers & Pipe Wrenches	454
Tube Cutters	456
Deburring & Reaming Tools	460
Installation Tools	460
Pipe Freezing	461
Soldering & Brazing Torches	461
Pipe & Drain Inspection Systems	463
Drain Cleaning Equipment	464
Test Pumps	465



MADE FOR THE TRADE!™



POWER BENDERS

ROBEND® 3000



Set includes basic ROBEND® unit, guide shoe axle (25743), bending formers and guide shoes for corresponding tube diameters, adapter for tri-pod base, plastic case.

25001



Tough, portable power bender. Universal applications in plumbing, heating, refrigeration, climate control, and industrial systems. Eliminates purchase and storage of fittings.

Cold bending up to 180°, manually or automatically, of tubes made of:

- Soft, semi-hard, hard copper, DIN EN 1057, dia. 1/2" – 1-1/8" (12 mm – 28 mm)
- Coated copper, precision steel, dia. 1/2" – 1-1/8" (12 mm – 28 mm)
- Soft, half-hard, hard precision steel, DIN 2391/2393/2394, dia. 1/2" – 1-1/8" (12 mm – 28 mm)
- Threaded steel, DIN 2440/2441, dia. 1/2" – 1-1/8" (12 mm – 28 mm)
- Seamless stainless steel GW 541, wall thickness 0.04" – 0.05" (1.0mm – 1.2mm), dia. 1/2" – 1-1/8" (12 mm – 28 mm)
- Coated steel tubes MPS-H heating type, DIN EN 2394, dia. 1/2" – 1-1/8" (14 mm – 30 mm)

- Forged aluminum former with bending radius scale
- Special ROLUB guide shoe reduces friction for bending without deformation and wrinkles
- Powerful 1010 W motor: Ideal for use on construction sites
- Automatically shuts off when preset bending angle is obtained for fast batch production

CAT. NO.	DESCRIPTION	BENDING RADIUS	LB
25001	ROBEND® 3000 Set 1/2", 5/8", 3/4", 7/8", 1 1/8"		30.0
25652R	Bending Formers: 1/2" O.D. Copper	1.77"	5.0
25616	Bending Formers: 5/8" O.D. Copper	2.20"	5.0
25619	Bending Formers: 3/4" O.D. Copper	3.15"	5.0
25622	Bending Formers: 7/8" O.D. Copper	3.46"	6.0
25625	Bending Formers: 1" O.D. Copper	4.41"	5.0
25626	Bending Formers: 1 1/8" O.D. Copper	4.41"	6.0
25120	Bending spray 5.3oz (150 ml)		0.5
58182	Tripod		16.5

Tube Bender Maxi



Set includes basic tool (23000), bending support (23001), bending formers, and steele case.

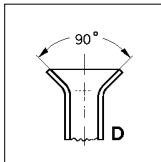
23022X



- Body made of diecast steel: Tough and long-lasting
- Plastic bending formers and supports with low friction for optimum bending results
- Open bending frame for production of repeated alternate angled bends
- Universal supports for bending of copper or non-coated tubes
- Pliers with bayonet catch: bending formers easily changeable

CAT. NO.	DESCRIPTION	BENDING RADIUS	LB
23022X	MAXI BENDER Set 3/2", 1/2", 5/8", 3/4", 7/8"		8.5
23064	MAXI BENDER MSR Set 1/2", 3/4", 1", Viega FostaPex		8.5
23000	MAXI BENDER Tool only		2.1
23001	MAXI BENDER Support with R/L Formers		1.2
23010	Bending Formers: 3/8" O.D. Copper/Aluminum	1.38"	0.2
23011	Bending Formers: 1/2" O.D. Copper/Aluminum	1.38"	0.2
23012	Bending Formers: 5/8" O.D. Copper/Aluminum	1.93"	0.3
23013	Bending Formers: 3/4" O.D. Copper/Aluminum	2.91"	0.3
23014	Bending Formers: 7/8" O.D. Copper/Aluminum	3.43"	0.4

ROFLARE®



- Made from long-lasting, high quality steel
- Mold available in metric and English measurements
- "Multiblock" multi-clamping calipers provide firm, quick, off-center clamping of the tube and automatic self-centering; tubes don't slip
- Hardened and polished flare cone: high quality flare sealing surface
- Special screw thread allows smooth, efficient deformation of material

CAT. NO.	DESCRIPTION	LB
26038	Single 6 - 8 - 10 - 12 - 14 - 16 mm O.D.	3.0
26022	Double 6 - 8 - 10 - 12 - 15 - 16 mm O.D. <i>requires 26023 to create double flares</i>	3.0
26036	Single 3/16" - 1/4" - 5/16" - 3/8" - 1/2" - 5/8" O.D.	3.0
26032	37° Single 3/16" - 1/4" - 5/16" - 3/8" - 1/2" - 5/8" O.D.	3.0
26033	Single/Double 3/16" - 1/4" - 5/16" - 3/8" - 1/2" - 5/8" O.D. <i>requires 26034 to create double flares</i>	3.0

HAND THREADERS

SUPER CUT Ratchet Threader



70905X

- Convenient, lockable ratchet direction reversal
- Secure hold with locking retainer - simple insertion and removal of die heads
- Slim, compact shape with excellent overall size for difficult to reach positions
- Offset lever provides high leverage
- Fits all ROTHENBERGER hand and electric threaders
- Precision thread cutting to approved standards of NPT dia. 1/4" - 2"

Sets include ratchet handle, die heads, plastic case

CAT. NO.	DESCRIPTION	LB
70903X	SUPER CUT Set, 1/2", 3/4", 1" NPT	9.3
70901X	SUPER CUT Set, 1/2", 3/4", 1", 1 1/4" NPT	15.0
70905X	SUPER CUT Set, 1/2", 3/4", 1", 1 1/4", 1 1/2", 2" NPT	20.0
P70905C	SUPER CUT Set, 1/2", 3/4", 1", 1 1/4", 1 1/2", 2" NPT for plastic-coated pipe	20.0
70840X	Ratchet handle No. 1 1/4" - 1 1/4"	4.0
71272	Ratchet handle No. 2 1 1/2" - 2"	4.0
71273	Die Head Adapter for die heads up to 1 1/4"	2.0
65018	RONOL® Cutting Fluid, 6.7 oz (200 ml)	0.8

SUPER CUT Deluxe Threading Kit



70614

Set includes SUPER CUT Ratchet Handle (70840X), Quick Change die heads NPT (1/2" 70912X, 3/4" 70913X, 1" 70914X), SUPER 1-1/4" Steel pipe cutter (70040), Water Pump pliers 10" (70522), 14" Heavy Duty Pipe Wrench (70153), Teflon tape, plastic case

CAT. NO.	DESCRIPTION	LB
70614	SUPER CUT Deluxe Threading Kit	21.0

ROTHENBERGER Plumbing

USA

Tel: 800.435.0786
Fax: 800.451.2632

CANADA

Tel: 800.435.0786
Fax: 800.524.2653

INTERNATIONAL

Tel: +1.815.397.7070
Fax: +1.815.397.9247

PORTABLE POWER THREADERS

SUPERTRONIC 1250 Portable Compact Threader

NEW



- Fast and steady production threading of up to NPT dia. 1-1/4"
- Electronic push-button forward/reverse control
- Compact dimensions and small head for use in hard to reach areas
- Lightweight, easy to handle
- Durable fiberglass-reinforced aluminum motor housing
- Motor: 34 rpm, 5 axle

CAT. NO.	DESCRIPTION	LB
71453	SUPERTRONIC 1250, 1/2", 3/4", 1", 1-1/4" NPT	9.4
65018	RONOL® Cutting Fluid, 6.7 oz (200 ml)	0.8
71279	Forged Pipe Clamp, max. 1 1/4"	3.5
70040	Steel Pipe Cutter, 1-1/4"	2.5
70753	Bucket Oiler	20.0

SUPERTRONIC 2000



- Quick and effortless production of safe precision threaded joints to approved standards up to 2"
- Compact dimensions for use in difficult to reach positions
- Dust tight casing with sealed lubrication - Long lifespan, low maintenance
- High reduction gears with spur wheel teeth; 7 parallel gear shafts, each ball bearing mounted - High, consistent power transmission level when fully loaded
- Optimized gearing - High performance output with minimal energy consumption
- Motor: 1010 W Universal, double insulated with VDE and CEE, interference free
- Threading Speed: 15-25 rpm, 60 rpm rapid reverse



71259L

SUPERTRONIC 2000 Set 1/2" - 2"
includes SUPERTRONIC 2000, forged pipe clamp (71280), ROFIX Adapter (71271), Precision Die Heads, plastic case

CAT. NO.	DESCRIPTION	LB
71259L	SUPERTRONIC 2000 Set, 1/2", 3/4", 1", 1 1/4", 1 1/2", 2" NPT	42.1
P71259C	SUPERTRONIC 2000 Set for plastic-coated pipe, 1/2", 3/4", 1", 1 1/4", 1 1/2", 2" NPT	42.1
65018	RONOL® Cutting Fluid 6.7 oz (200 ml)	0.8
71280	Forged Pipe Clamp, max. 2"	3.8
70045	Steel Pipe Cutter, 2"	5.5
70753	Bucket Oiler	20.0
71273	Monoblock adapter	2.0
71271	ROFIX Adapter with locking ring	2.3
71259	SUPERTRONIC 2000 machine only	2.0



Inserting the die heads



Fits into tight spaces



Gearing

ACCESSORIES FOR HAND AND POWER THREADERS

Precision Die Heads And Dies

Precision Die Heads

For SUPERTRONIC 1250, 2000, 2000 Economy and SUPER CUT models. Feature enlarged shaving discharge chambers for faster threading, strengthened locking plate and precise die seating.



NPT CAT. NO.	FOR PLASTIC COATED PIPE, NPT CAT. NO.	SIZE	LB
70907X	—	1/4"	1.3
70908X	—	3/8"	1.3
70912X	P70912C	1/2"	1.5
70913X	P70913C	3/4"	1.5
70914X	970914C	1"	2.0
70915X	P70915C	1 1/4"	2.3
70849X	P70849C	1 1/2"	5.5
70850X	P70850C	2"	6.0

Precision Threading Dies

Gentle first cut, extreme long life, 4 pieces/pack. Achieve optimal results with Original ROTHENBERGER threading fluid!



CAT. NO.	DESCRIPTION	LB
70916X	1/4" NPT	0.3
70917X	3/8" NPT	0.3
70918X	1/2" NPT	0.3
70919X	3/4" NPT	0.3
70920X	1" NPT	0.3
70921X	1 1/4" NPT	0.3
70945X	1 1/2" NPT	0.3
70946X	2" NPT	0.4

NOTE: Die Head and Dies for sizes 1/4" - 1 1/4" are compatible with the RIDGID® 111-R Die Head.



POWER DRIVES

MINI-COLLINS®/Pneumatic MINI COLLINS® Power Drive

MINI-COLLINS®

Puts power back into power threading — thread up to 2" pipe or conduit, 1" bolt or rod, in seconds!



- Lightweight and engineered to go anywhere — requires only 1-3/4" clearance for working in trenches, overhead, and in tight quarters where only hand tools could be used before
- Built-in fill plug eliminates disassembly of gearbox for oiling
- Tightens nuts, drives cable pullers, turns hoists and jacks, opens and closes valves, or drives up to 6" geared threaders
- Shock-resistant handle and durable construction provide years of safe, dependable operation

PNEUMATIC MINI-COLLINS®

ROTHENBERGER's Pneumatic MINI-COLLINS weighs only 27 pounds and is the most portable air-powered threader available!



- For complete safety in hazardous environments such as petroleum and chemical plants, mines or tunnels
- Reversible, non-sparking air motor develops 500 foot-pounds of torque in either direction
- Cannot be damaged by overload, even when operated to point of stall

	MINI-COLLINS®	PNEUMATIC MINI-COLLINS®
Threading Range:		
• Pipe or conduit	1/8" to 2"	1/8" to 2"
• Bolt or rod	1/4" to 1"	1/4" to 1"
• With adapters & geared threader	2-1/2" to 6"	2-1/2" to 6"
Motor:	115V, 15 amp or 230V, 9 amp, universal AC-DC reversible, 50-60 Hz	Reversible air motor develops 500 ft/lbs, forward and reverse; requires 90-120 PSI (at 60-80 CFM) input pressure
Switches:		
• On/Off	Deadman	Safety lever throttle (shuts off when released)
• Directional	Forward, reverse	Forward, reverse
Dimensions:		
• Overall length	28"	27"
• Cord length	80"	—

CAT. NO.	DESCRIPTION	LB
00074	MINI-COLLINS® Drive, 115V	27.0
00078	Pneumatic MINI-COLLINS® Drive	29.0
13950	MINI-COLLINS® Drive, 230V	27.0
00119	Steel carrying case	5.0
00077	Safevise	5.0
13158	Adapter SUPER CUT	3.0
00110	Adapter Ridgid®* 00-R	3.5
00111	Adapter Ridgid®* 111-R	3.0
—	Ridgid®* 12-R (No adaptor needed)	
00116R	Adapter Square shaft 7/8"	3.0
00117	Adapter Square shaft 1" (for geared threader)	4.5
00118	Adapter Square shaft 1-1/4"	3.0



COMPACT THREADING MACHINES

SUPERTRONIC 2SE/ROPOWER 50R



Check out this product on YouTube! under ROTHENBERGER Supertronic



Automatic die head with quick adjustment of thread size, thread lengths and fine thread depths without recentering.

ROTHENBERGER's portable 2" threading machines offer fast and steady, precision threading, cutting, de-burring, and grooving. The powerful 750-watt (1 HP) motor provides strong turning power with consistent torque for swift, effortless production of accurate, standard pipe and bolt threads. The optional foldable, wheeled workbench makes transport easy, whether on site or in the workshop.

SUPERTRONIC 2SE

The SUPERTRONIC 2SE uses quick-change dies with a ball-detent feature that makes aligning replacement dies in the die head fast and easy. The 2SE die head and dies are compatible with the SUPERTRONIC 4SE threading machine.

ROPOWER 50R

The ROPOWER 50R uses RIDGID®-compatible dies with the new quick-change ball detent feature. While other manufacturers' RIDGID® style dies may be used in the 50R die head (56265), only ROTHENBERGER's dies snap into position.

- Motor is double insulated for increased safety
- Stable high torque motor provides constant power
- Offset spindle lubrication: Easy to maintain
- Geared oil pump with filter system and adjustable fluid level ensures constant oil flow
- Large plastic chip collection tray is easy to clean
- Machine slightly angled: Reduced oil consumption, oil moistening in pipe interior is avoided
- NPT dia.: 1/4"-2" capacity
- Motor Strength: 750 watts (1 HP)
- Speed: 40 rpm (No load)
- Dimensions: 21"x17"x13" (L x W x H)

CAT. NO.	DESCRIPTION	LB
63004	SUPERTRONIC 2SE with automatic die head 1/2" - 2", 1/2" - 3/4" NPT dies (89101), 1" - 2" NPT dies (89102)	97.0
63005	ROPOWER 50R with automatic die head with NPT Alloy dies 1/2"-2", 1/2" - 3/4" NPT dies (89162), 1" - 2" NPT dies (89163)	97.0
56051	Wheeled folding stand	70.0
56511	Mounting kit for ROGROOVER	4.0
04510R	Cutter Wheel	0.5

2SE DIE HEAD & DIE SELECTION CHART

DIE HEAD TYPE	DIE HEAD SIZE	NO.	NPT DIE SIZE	ALLOY NO.
Automatic	1/2" - 2"	52500	1/2" - 3/4"	89101
			1" - 2"	89102
Manual	1/4" - 3/8"	00121	1/4" - 3/8"	89100
			1/2" - 2"	89101
	1/2" - 2"	20162	1" - 2"	89102

50R DIE HEAD & RIDGID® COMPATIBLE DIE SELECTION CHART

DIE HEAD TYPE	DIE HEAD SIZE	NO.	NPT DIE SIZE	ALLOY NO.	HIGH SPEED STEEL NO.	STAINLESS STEEL
Automatic	1/2" - 2"	56265	1/2" - 3/4"	89162	00125	00218
			1" - 2"	89163	00126	00219
Manual	1/4" - 3/8"	00121	1/4" - 3/8"	56383		



SUPERTRONIC 4SE 1/2" to 4" Threading Machine



ROTHENBERGER's SUPERTRONIC 4SE offers fast and steady threading, cutting and de-burring up to 4 inches. The powerful, 2-speed, 1-1/2 HP. motor provides strong turning power with consistent torque for swift, consistent production of accurate pipe threads either on site or in the shop. The machine includes 2 automatic die heads, 3 sets of dies, safety foot switch, oil, and set of 4 legs.

- Easy access to all components for quick repair
- Ball detent feature allows quick and easy replacement of dies without removing the die head
- Smooth action impact hammer chuck: Powerful, no-slip grip
- Chuck jaws are quick and easy to change
- Robust oil pump with flow adjustment and filter system: Keeps oil free of impurities
- Motor: 1140 watts (1 1/2 HP), Universal Single Phase, 115 Volt
- Threading Speed: 48/18 rpm (2 speed)
- Dimensions: 31"x21"x19" (L x W x H)
- Machine Capacity: Pipe 1/2"-4"; Bolt 3/8"-2"



E-239

CAT. NO.	DESCRIPTION	LB
63006	SUPERTRONIC 4SE 1/2" - 4" NPT	232.0
52500	Automatic die head 1/2" - 2"	18.0
64350	Automatic die head 2 1/2"-4"	18.0
89101	Alloy die set 1/2"-3/4" NPT	2.0
89102	Alloy die set 1" - 2" NPT	2.0
59912	Alloy die set for Die Head 64350 only 2 1/2"-4" NPT	3.0
01922R	ROCOOL Thread Cutting Oil 1 gallon	8.0
10640	SUPERJACK Pipe Stand for 1/2" - 8" pipe	25.0
56512	ROGROOVER Mounting Kit for 4SE	9.0
04510R	Cutter wheel	0.5
E-239	Enclosed, wheeled cabinet	165.0
00548A	Open wheeled stand (with tool tray)	56.0

COLLINS® Classic 22A



This top-of-the-range threading machine is suitable for the most demanding pipework applications, on-site threading, prefabrication work, or even production applications. Completely versatile – handles even difficult make-on or breakdown of fittings. High performance output in every way, the result from over 40 years producing the tried and tested Collins® pipe threaders.

- Motor: Heavy-duty, 115V, universal AC/DC, 50/60 Hz. Develops up to 2.3/4 HP
- Left and Right hand optional
- 84db on A scale noise level
- Dual guide precision pipe cutter; 5-blade conical reamer
- 72 rpm No-Load spindle; Optional 54 and 100 rpm
- Collins® SUPER GRIP chucking system with 4 heavy duty jaws at both front and rear
- Long-life HSS precision dies
- Automatic oil feed for optimal lubrication and cooling of dies
- Threading range: Pipe or Conduit 1/8" to 2", Bolt or Rod 1/4" to 2-1/4"
- Safety foot switch
- Optional Open Wheel Stand with tool tray and Closed Wheel Stand with locking tool cabinet

Standard Supply: Threading machine (00579) with built-in pipe cutter and reamer, foot-operated safety switch, 2 snap-o-matic die heads (00063,00066), 2 sets of HSS dies (00028, 00031), 1 gallon oil (01922).

CAT. NO.	DESCRIPTION	LB
	COLLINS® Classic 22A with	
00579	Snap-O-Matic® die head & dies, 72 rpm, 115V	240.0
00587	Snap-O-Matic® die head & dies, 100 rpm, 115V	240.0
00592	Snap-O-Matic® die head & dies, 230V	240.0
00596	UNIQUAD® die head & dies, 72 rpm, 115V	240.0
00597	Automatic die head & dies, 72 rpm, 115V	240.0
00575A	Automatic ball-detent die head & Dies	240.0
00575R	RIDGID® compatible automatic head & dies	240.0
00585	Basic 22A unit without die head/dies	220.0
01623	Replacement jaws (set 8)	5.5
20533	Low indent jaws for plastic-coated pipe (set 8)	5.5
00160	Reamer, 1/8" - 2" conical, 5-blade	6.0
00157	Spare cutter wheel (1)	0.3
00158	Spare cutter wheel (6)	1.0
00159	Cutter assembly, wheel type	11.0
00155	Oil sump baffle	4.0
00045	Open wheel stand with tool tray	54.0
E-239	Threader storage cabinet with wheels	165.0
00154	Waterproof cover	5.0
45001	Mounting Kit for ROGROOVER	7.0
01297	Switch Assembly	10.0
1221-H	Switch Handle	0.3
00028	Dies, Automatic, Snap-O-Matic®, UNIQUAD® 1/2" - 3/4" NPT Set	2.0
00031	Dies, Automatic, Snap-O-Matic®, UNIQUAD® 1" - 2" NPT Set	2.0



RHINO[®] 1/2" to 4" Heavy Duty Threading Machine



Top-quality threading machine for standard use by plumbing and electrical contractors.

- Motor: Heavy Duty, 115 V, AC/DC 50/60 Hz. Develops up to 3 HP
- High speed threading — 25 rpm
- 85db max. noise level
- COLLINS[®] SUPER GRIP chucking system with 4 heavy duty jaws at both front and rear.
- Automatic die heads 2 1/2" to 4"
- Automatically adjusted thread length
- "Quick Shot" lubricating system
- 2-gallon oil reservoir
- Threading range with optional package: Pipe or conduit 1/2" to 4", Bolt or rod 5/8" to 2 1/4"
- Standard Supply: threading machine with built-in pipe cutter, reamer, foot operated safety switch, 2 1/2"- 4" die heads & dies

CAT. NO.	DESCRIPTION	LB
00550	RHINO [®] Threading Machine with 2 1/2" - 4" automatic die heads	340.0
P00551C	RHINO [®] Threading Machine with 2 1/2" - 4" automatic die heads & dies for plastic-coated pipe	340.0
00561	RHINO [®] optional 1/2" - 2" package with 1/2" - 2" automatic die heads and dies with 1/2" - 2" conical reamer	27.0
00097	Reamer 1/8" to 2" conical, 5-blade reamer assembly	5.5
01894	1/8" to 2" reamer cone only	5.5
00107	2 1/2" - 4" twin-edged blade	5.0
00551	2 1/2" - 4" reamer assembly	5.0
00106	Cutter assembly	40.0
00104	Spare cutter wheel, 1 pack	1.0
00105	Spare cutter wheel, 3 pack	1.0
00548R	Open wheel stand (with tool tray)	56.0
E-239	Threader storage cabinet with wheels	165.0
45004	Mounting kit for ROGROOVER	14.0

Nipple Chucks



Check out this product on YouTube! under **ROTHENBERGER Nipple Chucks**



00073



1/2" - 2"

Nipple chucks convert unthreaded or short pipe lengths into useful close-threaded nipples. Faster and more economical to use than nipple chuck adapter systems

2-1/2" to 4" and 5" to 6"

Patented mechanism expands and self-locks pipe from inside for work on short pipe lengths. 5" to 6" nipple chuck assembly can be used on both conduit and pipe (00073)

CAT. NO.	DESCRIPTION	LB
00088	For use with PANTHER, 1SE, 2SE, 50R, 4SE: NIPPLE MAX Set, 1/2" - 2"	16.0
00089	For use with RHINO[®], 22A, 33A, 44A, 66A:	20.0
00190	Nipple Chuck, 1/2"	0.9
00191	Nipple Chuck, 3/4"	1.2
00192	Nipple Chuck, 1"	1.6
00193	Nipple Chuck, 1-1/4"	2.2
00194	Nipple Chuck, 1-1/2"	2.6
00195	Nipple Chuck, 2"	4.3
00199	External Nipple Chuck, 1/2" - 2" Sch. 80 pipe	
00089	NIPPLE MAX Set, 1/2" - 2", extension bar	16.0
01850	NIPPLE MAX Set, 1/2" - 2"	15.0
	For use with all Collins machines:	
00073	Nipple Chuck Assembly for 5" - 6"	50.0

THREADING ACCESSORIES

RONOL® and RONOL SYN®



RONOL® High-performance cutting oil

- Mineral oil basis For threading of all materials, including stainless steel. *Mineral-based threading oils may not be permissible in drinking water installations – Please check the pertinent standards in your area.*

RONOL® SYN High-performance cutting fluid

- No mineral oils, purely synthetic. Developed and approved for drinking water and plumbing installations.

CAT. NO.	DESCRIPTION	LB
65018	RONOL® Spray 6.8 oz (200 ml)	0.6
65008	RONOL® Spray Can 20.3 oz (600 ml)	1.7
65013	RONOL® SYN Spray Can 20.3 oz (600 ml)	1.7

ROCOOL® Cutting Oil



Special blend of sulfo-chlorinated mineral oil assures long die life and superior quality threads. ROCOOL® cutting oil and automatic through-the-die-head oil flow makes it impossible to cut a dry thread.

CAT. NO.	DESCRIPTION	LB
01922R	ROCOOL® Cutting Oil (1 gallon)	8.0
00001	ROCOOL® Cutting Oil (six 1 gallon containers)	48.0
00002	ROCOOL® Cutting Oil (5 gallons)	40.0
00003	ROCOOL® Cutting Oil (55 gallons)	480.0
70753	Bucket Oiler	20.0



VICES AND STANDS

Tri-Bench with 6" Chain Vice



- Collapsible, stable frame: Compact size
- Holes and slots: For attaching various tools
- With recesses: For bending tubes 3/8", 1/2", 3/4" O.D.
- Ceiling brace for overhead support of the stand: Secure frame even during difficult work

CAT. NO.	DESCRIPTION	LB
70752	Tri-Bench with Chain Vice (1/8" - 6")	68.0

Top Screw Cam Lock Vice



Tough, powerful, bending device and tube support, forged and hardened, wear-resistant jaws, powerful chain

- V-shaped support: Prevents bending during clamping
- Universal vice attachment
- Interchangeable jaws: works with Ridgid® 460 model
- Offset lever and pre-tensioning screw: Quick fastening

CAT. NO.	DESCRIPTION	LB
70716	Vise (1/8" - 6" O.D.)	20.5

SUPERJACK Pipe Stands



Ball Transfer Head

Supports full lengths of pipe, 1/2"-8", when using pipe threading machines

- Height capacity: 27"-50"
- Weight capacity: 2,500 lb. max
- Folding stand includes carrying handle

CAT. NO.	DESCRIPTION	LB
10640	SUPERJACK with V-Head	25.0
00101	SUPERJACK with Ball Transfer Head	29.0
10641	Folding SUPERJACK with V-Head	26.0
10642	Folding SUPERJACK with Ball Transfer Head	30.0
00100	(1) Set of Ball Transfer Head	2.45

Bench Yoke Vise



Foldable, with automatic closing hook, milled and hardened upper and lower support jaw, powerful smooth-running spindle.

CAT. NO.	DESCRIPTION	LB
70711	Bench Yoke Vise (1/8" - 4" O.D.)	25.0

PRODUCTION CUTTING MACHINES

COLLINS® E-Z CUTTER®



This high-volume, production cutter makes quick work of 1/4" - 4" pipe and 5/8" - 4 1/2" tubing. The lightweight E-Z CUTTER® is built to withstand everyday use.

- Universal AC/DC motor provides a full 1/2 HP for all-day production needs
- Gear-driven rollers turn the work for true perpendicular cutting
- Ball-bearing assembled cutter wheel revolves freely for even wear
- High-speed tool-steel cutter wheels provide thousands of cuts with no external burr — so clean that no further finishing is needed before applying fittings
- Foot switch provides operator safety while freeing both hands for high-volume production demands
- Drive Type: Gear-driven rollers
- Motor: 2-3/4 HP Universal AC/DC, 50-60 Hz; Optional 230V motor
- Dimensions: 19" x 10" x 19" (L x W x H)

FOR BENCH MOUNTING:

- Stationary Support #00036 mounts your 1 1/4" support pipe to the workbench surface
- Roller Bearing Support #00069 slides onto the support pipe and provides easy travel and rotation of work.

FOR FLOOR MOUNTING:

- E-Z CUTTER® Stand #00037 bolts to the floor for stationary support
- Pipe Support fitting #00071 (with 1" pipe legs) mounts onto 1 1/4" pipe also using the Roller Bearing Support on support pipe
- SUPERJACK Pipe Stand with Ball Transfer Head #00101 replaces complicated system of support pipe and fittings.

CAT. NO.	DESCRIPTION	LB
00032	E-Z CUTTER® Model A, 115V	121.0
00533	E-Z CUTTER® Model A, 230V	121.0
00033	E-Z CUTTER® Model C, 115V	125.0
00534	E-Z CUTTER® Model C, 230V	125.0
00034R	Steel pipe cutter wheel for galvanized, black, and stainless steel	1.0
00035R	Copper tube cutter wheel	1.0
00535	Soil pipe cutter wheel	1.0
00536	Plastic pipe cutter wheel	1.0
00036R	Stationary support	3.0
00037	E-Z CUTTER® Stand	40.0
00069	Roller bearing support	3.0
00071	Pipe support fitting	1.0
00079	Foot switch, 115V	8.0
02350	Foot switch, 230V	8.0

All models include a heavy-duty footswitch and one pipe cutter wheel. C versions include two heavy-duty rollers and two stationary supports.



PRESS TOOLS

ROPRESS Compact

NEW



The ROPRESS Compact lightweight, battery-powered press tool weighs only 3.7 lbs. and connects 1/2", 3/4" and 1" copper tubing or 3/8"-1-1/4" PEX tubing in about 6 seconds. A slim profile allows for one hand operation of the tool while the other hand is free to hold and position the fitting. Its straight design is like an extension of your arm that easily reaches into tight spaces. When a press is complete, the jaws automatically release signaling that the tool is ready for the next press.

- Interchangeable crimping jaws: Flexible and cost effective
- Jaw fixture rotates 350° and easily fits into tight spaces
- Secure grips and innovative 2-component housing allows easy 1-handed operation
- Lightweight and compact: Easy access in hard-to-reach areas. Ergonomic design makes for effortless crimping
- LED display shows tool information
- Illumination for safety when working
- Hydraulic jaw release button opens press jaws before crimp is completed, if needed
- High-quality, powerful, long lasting Makita Li-ion battery
- Crimp Force: 5,400 lbs.
- Length: 18-1/4" (465 mm)
- Width (jaws open): 4-1/2" (108 mm)"
- Weight: 3.7 lbs. (1.68 kg)
- Battery: 9.6 Volt, 1.3 Ah
- Crimp cycle time: Approx. 6 seconds
- 12 Minute Quick Charge



CAT. NO.	DESCRIPTION	LB
16001	ROPRESS Compact Press Tool, No Jaws	3.7
16002	ROPRESS Compact Press Tool, 1/2"-1" jaws, Battery, charger	16.0
15031V	Compact Press Jaw, 1/2" copper	4.4
15032V	Compact Press Jaw, 3/4" copper	4.4
15033V	Compact Press Jaw, 1" copper	4.4
15930	Compact Press Jaw, 3/8" PEX	4.4
15931	Compact Press Jaw, 1/2" PEX	4.4
15932	Compact Press Jaw, 5/8" PEX	4.4
15933	Compact Press Jaw, 3/4" PEX	4.4
15934	Compact Press Jaw, 1" PEX	4.4
15935	Compact Press Jaw, 1-1/4" PEX	5.4
52176	18V Lithium Battery, 3 amp	1.5
52177	18V Lithium Battery, 1.5 amp	1.5
52178	18V Lithium Battery, Charger, 120V	1.5
14486	GO/NO GO Calibration Gauge 3/8", 1/2", 5/8", 3/4" ASTM F1807 PEX	1.0
14487	GO/NO GO Calibration Gauge 3/8", 1/2", 3/4", 1" ASTM F1807 PEX	1.0

ROTHENBERGER Plumbing

INTERNATIONAL

Tel: +1.815.397.7070
Fax: +1.815.397.9247

CANADA

Tel: 800.435.0786
Fax: 800.524.2853

USA

Tel: 800.435.0786
Fax: 800.451.2632

ROPRESS Cordless

NEW



- Interchangeable crimping jaws: Flexible and cost effective
- Secure grips and innovative 2-component housing allows easy 1-handed operation
- LED display shows tool information
- Illumination for safety when working
- High-quality, powerful, long lasting Makita Li-ion battery
- Effortless crimping: Lightweight Pistol Design
- Linear Shear Force: Approx. 32kN
- Crimping per battery charge: Approx. 300 (at NS20)
- Battery: Makita 3.0 Ah Li-Ion
- Battery Charge Time: 22 minutes

State-of-the-art crimping tool.

The ROPRESS Cordless combines the simplicity of joining copper pipes without soldering and brazing, with the ease, features, and portability of battery power.

CAT. NO.	DESCRIPTION	LB
16101	ROPRESS Cordless Tool, No Jaws	18.8
16102	ROPRESS Cordless Tool, 1/2" - 2" jaws, Battery, charger	22.8
15222X	Press Jaw, 1/2" copper	4.4
15223X	Press Jaw, 3/4" copper	4.4
15224X	Press Jaw, 1" copper	4.4
15225X	Press Jaw, 1-1/4" copper	4.4
15226X	Press Jaw, 1-1/2" copper	4.4
15227X	Press Jaw, 2" copper	4.4
15251X	Press Jaw, 3/8" PEX	4.4
15252X	Press Jaw, 1/2" PEX	4.4
15253X	Press Jaw, 5/8" PEX	4.4
15254X	Press Jaw, 3/4" PEX	4.4
15255X	Press Jaw, 1" PEX	4.4
15256X	Press Jaw, 1-1/4" PEX	5.4
52176	18V Lithium Battery, 3 amp	1.5
52177	18V Lithium Battery, 1.5 amp	1.5
52178	18V Lithium Battery, Charger, 120V	1.5
14486	GO/NO GO Calibration Gauge 3/8", 1/2", 5/8", 3/4" ASTM F1807 PEX	1.0
14487	GO/NO GO Calibration Gauge 3/8", 1/2", 3/4", 1" ASTM F1807 PEX	1.0

ROPRESS Corded

NEW



- Interchangeable crimping jaws: Flexible and cost effective
- Secure grips and innovative 2-component housing allows easy 1-handed operation

State-of-the-art crimping tool.

The ROPRESS Corded combines the simplicity of joining copper pipes without soldering and brazing, with the ease, features, and portability of battery power.

CAT. NO.	DESCRIPTION	LB
16201	ROPRESS Corded Tool, No Jaws	16.6
16202	ROPRESS Corded Tool, 1/2" - 2" jaws, Battery, charger	20.6
15222X	Press Jaw, 1/2" copper	4.4
15223X	Press Jaw, 3/4" copper	4.4
15224X	Press Jaw, 1" copper	4.4
15225X	Press Jaw, 1-1/4" copper	4.4
15226X	Press Jaw, 1-1/2" copper	4.4
15227X	Press Jaw, 2" copper	4.4
15251X	Press Jaw, 3/8" PEX	4.4
15252X	Press Jaw, 1/2" PEX	4.4
15253X	Press Jaw, 5/8" PEX	4.4
15254X	Press Jaw, 3/4" PEX	4.4
15255X	Press Jaw, 1" PEX	4.4
15256X	Press Jaw, 1-1/4" PEX	5.4
14486	GO/NO GO Calibration Gauge 3/8", 1/2", 5/8", 3/4" ASTM F1807 PEX	1.0
14487	GO/NO GO Calibration Gauge 3/8", 1/2", 3/4", 1" ASTM F1807 PEX	1.0

ROTHENBERGER
Plumbing

USA

Tel: 800.435.0786
Fax: 800.451.2632

CANADA

Tel: 800.435.0786
Fax: 800.524.2653

INTERNATIONAL

Tel: +1.815.397.7070
Fax: +1.815.397.9247



Press Jaws



15031

ROTHENBERGER press clamps are suitable for all press tools with a compatible press jaw fixture and a constant axial shearing force of 32 to 34 kN.

NOTE: Press jaws are subject to wear like all tools and should be examined periodically for damage. In order to ensure proper functionality of the jaws, we recommend regular maintenance at the time of annual press tool inspection, or every 10,000 crimps. If damage is evident, the press jaw should not be used until it can be sent to your nearest authorized press tool service center for inspection and any necessary repairs.

CAT. NO.	DESCRIPTION	LB
15222X	Press Jaw, 1/2" copper	4.4
15223X	Press Jaw, 3/4" copper	4.4
15224X	Press Jaw, 1" copper	4.4
15225X	Press Jaw, 1 1/4" copper	5.8
15226X	Press Jaw, 1 1/2" copper	7.4
15227X	Press Jaw, 2" copper	10.0
15251X	Press Jaw, 3/8" PEX	4.4
15252X	Press Jaw, 1/2" PEX	4.4
15253X	Press Jaw, 5/8" PEX	4.4
15254X	Press Jaw, 3/4" PEX	4.4
15255X	Press Jaw, 1" PEX	4.4
15256X	Press Jaw, 1 1/4" PEX	5.8
15013V	Case for ROPRESS jaws only - holds 6	4.4

Press Rings



ROTHENBERGER Press Rings with proven material and manufacturing quality. Suitable for confined spaces through the catch adjustment.

CAT. NO.	DESCRIPTION	LB
93667	Press Ring Set (2-1/2", 3", 4" rings), actuator, case	28.0
93677	Press Ring XL 2-1/2"	6.0
93682	Press Ring XL 3"	7.0
93687	Press Ring XL 4"	7.0
93692	Press Ring Acuator	5.0

PEX Hand Crimper



Go/No-Go Gauge

Constructed of hardened steel for durability with an Ultra-Lite fiberglass reinforced composite handle, Rothenberger Pex Crimpers are ideal for making copper crimp ring connections in potable water and radiant heating applications.

- Crimps meet ASTM F1807 Specifications.
- Each tool is supplied with a go/no-go gauge.
- Crimp Cavity does not skive the copper ring or cause it to fishtail during crimping process.
- Glass-filled composite handles reduce fatigue especially when working overhead.
- Properly maintained crimpers are expected to make over 100,000 crimps in their life cycle.
- Minimal Calibration Adjustments.

CAT. NO.	DESCRIPTION	LB
12427	1" PEX Crimper	4.0
12428	1/2" & 3/4" PEX Crimper Combo	3.3
14486	Go/No-Go Gauge, for 3/8", 1/2", 5/8", 3/4" crimps	1.0
14487	Go/No-Go Gauge, for 3/8", 1/2", 3/4", 1" crimps	1.0

PEX Medium Handle Crimper



Time-tested by the professional plumbing contractor, this medium handle crimper is considered the standard of the industry. Its crimp eliminates the unsightly appearance of tool marks and distortion of crimped rings. Effortless crimping action as loads are dramatically reduced with this innovative design. The longer length on this tool promotes productivity and minimizes user fatigue.

CAT. NO.	DESCRIPTION	LB
12431	1" PEX Crimper, 16" Handle	4.0

Ring Removal Tool



- Suitable for use on 1/2", 5/8", 3/4" and 1" Pex Pipe Sizes.
- Cutting blade only penetrates the ring and Pex pipe. No fitting damage is possible with this tool.
- Two cuts on the ring allow the user to reclaim the fitting.
- Cushioned grips create comfort.
- Replacement blades readily available.

CAT. NO.	DESCRIPTION	LB
12430	PEX Ring Removal Tool	1.3

Clamp Pincer Ratchet Tools



- Only one tool is required for 3/8", 1/2", 3/4" or 1" Clamps.
- Ratchet mechanism assures complete crimps.
- A tool calibration gage is provided to verify the tool is in adjustment.
- Made in the USA from heat treated steel which provides durability and longevity.
- Tool length is 11".

CAT. NO.	DESCRIPTION	LB
12429	PEX Stainless Clamp Pincer Ratchet Tool	1.0




PLIERS & PIPE WRENCHES

ROGRIP® Self-Adjusting Multi-Purpose Pliers



For use on various forms of material. With a perfect grip and improved leverage, the ROGRIP® offers many advantages over conventional pliers. Made of drop forged chrome vanadium steel.

- High quality Duramant® surface coating
- Double hardened teeth
- Improved leverage compared to conventional pliers
- Automatic fit on various forms of material up to 1-5/8" (42 mm) dia.



CAT. NO.	DESCRIPTION	LB
70558	ROGRIP® 10"	1.0

ROLOCK®



A professional-grade water pump pliers with jaw locking system, provides a secure grip on round, square or hex-shaped items with the push of a button.

CAT. NO.	DESCRIPTION	LB
70531	ROLOCK® 7"	0.5
70532	ROLOCK® 9"	0.8
70533	ROLOCK® 12"	1.0

Water Pump Pliers



Complies with DIN 5231 D, with heavy duty box joint, chrome vanadium steel, drop forged, tempered, polished head and joint.

- Adjustable for 7 sizes, stable, tough
- Induction hardened teeth with high wear resistance
- Crush & clamp guard

CAT. NO.	DESCRIPTION	LB
70521	7" (Max. O.D. 1")	0.5
70522	10" (Max. O.D. 1 1/4")	0.8
70523	12" (Max. O.D. 1 1/2")	1.1
70522D	10" Counter Display (12 pieces)	10.0

Heavy Duty Pipe Wrench



Monoblock cast body with high strength, double T profile, forged jaw and hook, fine-polished teeth set against turning direction, induction hardened, tempered, and anti-slip adjustment screw. Complies with US standard GGG-W-651 Type I Class A.

- Spring-supported hook: One-handed ratchet-like use, self-clamping
- Quick preset of tube diameter using scale on hook

CAT. NO.	DESCRIPTION	LB
70150	8" (Max. O.D. 1")	1.0
70151	10" (Max. O.D. 1 1/2")	2.0
70152	12" (Max. O.D. 2")	3.5
70153	14" (Max. O.D. 2")	4.5
70154	18" (Max. O.D. 2 1/2")	6.5
70155	24" (Max. O.D. 3")	10.5
70156	36" (Max. O.D. 5")	20.0
70157	48" (Max. O.D. 6")	37.0

Aluminum Pipe Wrench



Features similar to HEAVY DUTY
Complies with US standard GGG-W-651 Type I Class B

- Extremely light aluminum alloy with high strength: Approx. 40% lighter than steel
- ALUMINUM Pipe Wrench for PVC Coated Conduit has specially designed jaws for gripping coated pipe. Protects plastic coating

CAT. NO.	DESCRIPTION	LB
CONDUIT		
70159	10" (Max. O.D. 1 1/2")	2.0
70160	14" (Max. O.D. 2")	3.0
70161	18" (Max. O.D. 2 1/2")	4.0
70162	24" (Max. O.D. 3")	6.0
70163	36" (Max. O.D. 5")	11.5
70164	48" (Max. O.D. 6")	20.0
FOR PVC COATED CONDUIT		
P70159C	10" Aluminum Pipe Wrench for PVC Coated Conduit (Max. O.D. 1 1/2")	2.0
P70160C	14" Aluminum Pipe Wrench for PVC Coated Conduit (Max. O.D. 2")	3.0
P70161C	18" Aluminum Pipe Wrench for PVC Coated Conduit (Max. O.D. 2 1/2")	4.0
P70162C	24" Aluminum Pipe Wrench for PVC Coated Conduit (Max. O.D. 3")	6.0

Heavy Duty End Pipe Wrench



Features similar to HEAVY DUTY
Complies with US standard GGG-W-651 Type IV

- Offset wrench head: Ideal for work in confined spaces or close to walls

CAT. NO.	DESCRIPTION	LB
70166	10" (Max. O.D. 1 1/2")	1.7
70167	14" (Max. O.D. 2")	3.2

Aluminum Offset Pipe Wrench



Complies with US standard GGG-W-651 Type I Class B

- Extremely light aluminum alloy with high strength: Approx. 40% lighter than steel
- Offset wrench head: Ideal for work in confined spaces or close to walls

CAT. NO.	DESCRIPTION	LB
70115	14" (Max. O.D. 2")	3.0
70116	18" (Max. O.D. 2 1/2")	4.0

Chain Pipe Wrench 4"



Profile handle made of drop forged, chrome vanadium steel, polished head and powerful chain made of tempered special steel.

- Double-sided teeth surface set against the turning direction: Works in both directions without re-inserting

CAT. NO.	DESCRIPTION	LB
70235	12" (Max. O.D. 4")	2.0



Heavy Duty Chain Pipe Wrench



Very tough design for the most demanding applications, tried and tested in pipeline construction. Forged jaws and handle; replaceable jaws.

- Strong chain made of tempered steel: Fits every cross-section
- Double-sided tooth system for ratchet-like use: For right and left-handed motion

CAT. NO.	DESCRIPTION	LB
70243	27" (Max. O.D. 2 1/2")	6.0
70244	37" (Max. O.D. 4")	12.0
70245	44" (Max. O.D. 6")	25.0
70246	50" (Max. O.D. 8")	33.0
70247	63" (Max. O.D. 12")	62.0

TUBE CUTTERS

35 PRO / 42 PRO Tube Cutter



Cuts tubes made of:

- copper, brass, aluminum, thin-walled steel
- PE, PP, PVDF, plastic-coated tubes
- stainless steel

CAT. NO.	DESCRIPTION	LB
70027	PRO 35 (O.D. 1/4" - 1 3/8")	1.0
70029	PRO 42 (O.D. 1/4" - 1 5/8")	1.2
70017B	Cutter Wheel, 2 pack	0.3
70017D	Cutter Wheel, 5 pack	0.3
21652B	Deburring Blades, 10 pack	0.3
21652	Deburring Blades, 1 pack	0.1
70041	Axle and screw	0.1

MINICUT 2000



Tube cutter for copper tubes. Ergonomic design of body and knob with seating surface for the hand during turning.

- Large knurled knob, handy design: Fatigue-free pressure control
- Two guide rollers with recess: Cuts close to flares
- Handy design with small working radius of 1-3/4" (45 mm): Ideal for hard to reach places

CAT. NO.	DESCRIPTION	LB
70105	MINICUT 2000 (O.D. 1/8" - 7/8")	0.4
70017B	Cutter Wheel, 2 pack	0.3
70017D	Cutter Wheel, 5 pack	0.6
70041	Axle and screw	0.1

MINI MAX



Tube cutter for copper tubes. Ergonomic design of body and knob with seating surface for the hand during turning.

- Large knurled knob, handy design: Fatigue-free pressure control
- Two guide rollers with recess: Cuts close to flares
- Handy design with small working radius of 1-3/4" (45 mm): Ideal for hard to reach places

CAT. NO.	DESCRIPTION	LB
70015	MINI MAX (O.D. 1/8" - 1 1/8")	0.8
70017B	Cutter Wheel, 2 pack	0.3
70017D	Cutter Wheel, 5 pack	0.6
70041	Axle and screw	0.1

Tube Cutter 30 / Tube Cutter 50



Tube cutter for copper tubes.

- Retractable internal deburrer and spare cutter wheel in handle: Always within reach
- Two guide rollers with recess: For cuts close to flares

CAT. NO.	DESCRIPTION	LB
71019	Tube Cutter 30 (O.D. 1/8" - 1 1/8")	0.7
70065	Tube Cutter 50 (O.D. 1/2" - 2")	0.8
70017B	Cutter Wheel, 2 pack	0.3
70017D	Cutter Wheel, 5 pack	0.6
70056D	Stainless Steel Cutter Wheel, 5 pack	0.6
70041	Axle and screw	0.1

Automatic Tube Cutter



Ratchet telescopic cutter for copper, brass, aluminum, thin-walled steel, and plastic coated tubes.

- Ratchet telescopic guide with automatic spring-driven withdrawal: Quick adjustment, fast opening
- Retractable internal deburring tool and spare cutter wheel in handle: Always within reach

CAT. NO.	DESCRIPTION	LB
70030	Automatic size 1 (O.D. 1/8" - 2 5/8")	2.0
70017B	Cutter Wheel, 2 pack	0.3
70017D	Size 1 Cutter Wheel, 5 pack	0.3
70142	Automatic size 2 (O.D. 2" - 5")	3.5
70143	Automatic size 3 (O.D. 4" - 6 5/8")	4.0
70057D	Spare cutter wheel sizes 2/3, 2 pack	0.1
21652B	Spare deburring blade sizes 1/2/3, 10 pack	0.3
50049	Axle and screw	0.1

PIPESLICE



Cutting copper tubing has never been easier! Simply snap the cutter onto the tube and turn.

- Cut tubes with less turns
- Self-clamping and self-alignment: No re-adjustment necessary
- Less space required: Ideal for hard to reach places
- Cast aluminum casing

CAT. NO.	DESCRIPTION	LB
88807	PIPESLICE 1 (Nominal dia. 3/8"; O.D. 1/2")	0.6
88810	PIPESLICE 2 (Nominal dia. 1/2"; O.D. 5/8")	0.6
88808	PIPESLICE 3 (Nominal dia. 5/8"; O.D. 3/4")	0.6
88802	PIPESLICE 4 (Nominal dia. 3/4"; O.D. 7/8")	0.6
88814	PIPESLICE 5 (Nominal dia. 1"; O.D. 1 1/8")	1.0
88806	Spare cutter wheel for 1/2/3	0.1
88803	Spare cutter wheel for 4/5	0.1





ROTRAC Tube Cutters



High precision tube cutter for copper tubes.

- Smooth-running telescopic action for consistent working radius, blade advances faster
- ROTRAC Plus Cutters feature a large knurled knob
- Rolling stop protects cutter wheel
- Protected screw spindle prevents dirt ingress and jamming
- Cast aluminum design is compact and light

CAT. NO.	DESCRIPTION	LB
70010	ROTRAC 28 (O.D. 1/8" - 1 1/8")	1.0
70011	ROTRAC 42 (O.D. 1/4" - 1 5/8")	1.0
70007B	Cutter Wheel, 2 pack	0.3
70007X	Cutter Wheel, 10 pack	0.1
70020	ROTRAC 28 Plus (O.D. 1/8" - 1 1/8")	1.0
70021	ROTRAC 42 Plus (O.D. 1/4" - 1 5/8")	1.0
70012	ROTRAC 20PL for plastic pipe (O.D. 1/8" - 3/4")	1.0
70013	ROTRAC 32PL for plastic pipe (O.D. 3/16" - 1 1/4")	1.0
70018	ROTRAC 42 for flexible gas pipe (O.D. 1/4" - 1 5/8")	1.0
90007	Cutter Wheel, stainless steel	0.1

ROTHENBERGER Cutter Wheel Part No.	RIDGID®	Lenox®
70007B 2-Pack fits Rothenberger cutters 70010, 70011, 70020, 70021	101, 118, 150, 151, 152, 153, 205 <i>replaces #33185</i>	
70017B 2-Pack fits Rothenberger cutters 70401, 70402, 70105, 70019, 70065, 70027, 70030	10, 15, 20 <i>replaces #33160</i>	21010, 21011, 21012, 21012 <i>replaces #21192, 21017</i>

Ridgid® is a Registered Trademark of The Ridgid Tool Co. Lenox® is a Registered Trademark of NewellRubbermaid.

Steel Pipe Cutters



- Hardened cutter wheel made of high alloy steel: Long service life
- Burr-free external cutting: Immediate thread cutting possible
- Optional cutter wheel for cast iron pipes

CAT. NO.	DESCRIPTION	LB
70040	1 1/4" Pipe Cutter (O.D. 1/8" - 1 1/4")	2.5
70046D	Cutter Wheel, 1 1/4", 3 pack	0.5
70045	2" Pipe Cutter (O.D. 1/8" - 2")	5.5
70051D	Cutter Wheel, 2", 3 pack	0.5
70054	Cutter Wheel for cast iron, 2"	0.3
P70045C	2" Pipe Cutter for Plastic Coated Pipe (O.D. 1/8" - 2")	5.5
70060	4" Pipe Cutter (O.D. 2" - 4")	17.0
70061D	Cutter Wheel, 4", 2 pack	0.5
P70060C	4" Pipe Cutter for Plastic Coated Pipe	17.0

ROCUT® 26TC PEX Cutter



New direct cut action shear with a stainless steel blade for fast and accurate cuts on PEX, PE, PP, and CPVC plastic pipe.

CAT. NO.	DESCRIPTION	LB
52005	ROCUT 26TC (Max O.D. 1")	0.8

Chain Tube Cutter



For copper, brass, aluminum, thin-walled steel tubes, & plastic coated tubes.

- Stable chain with 15 mini cutter wheels, two-step adjustment: Ideal for working in confined spaces such as parallel-running tubes
- Chrome-plated with PVC handles

CAT. NO.	DESCRIPTION	LB
70285	MULTICUT 65 (O.D. 1" - 2")	1.3
70286	Cutter Wheel Chain	0.4

ROCUT® 32TC PEX Cutter



New light and sturdy cutter for PEX, PE, PP, CPVC, and multi-layer pipe. Blade is flat to "turn and cut."

CAT. NO.	DESCRIPTION	LB
52040	ROCUT 32TC (Max O.D. 1 1/4")	1.6
52041	Replacement Blade	0.3

ROCUT® Professional PVC Shears



For precise cutting of PVC, PP, PE, PEX, PB, and PVDF pipes.

- Double-sided blade and ratchet support: Precise force transfer and precise guided cutter feed
- Stainless steel blade with V-edge: Pin-point precision without deformation
- Releasing lever: Automatic, controlled opening of the blade at the push of a button
- Wide pipe support: Precise, right-angled cut
- Ideally meshed cutting curve: Minimum effort during cutting
- Safety lock

CAT. NO.	DESCRIPTION	LB
52000	ROCUT® 42TC (Max O.D. 1 5/8", Sch. 40 PVC 1 1/4")	1.0
52010R	ROCUT® 50TC (Max O.D. 2" Sch. 40 PVC 1 1/2")	1.4
N 52030	ROCUT® 63TC Teflon Coated Blade (Max O.D. 2 1/2", 40 PVC 2")	1.4
52015	ROCUT® 75TC (Max O.D. 3" Sch. 40 PVC 2 1/2")	3.6
52042	Replacement blade, 42TC	0.3
52011	Replacement blade, 50TC	0.4
52031	Replacement blade, 63TC	0.4
52016	Replacement blade, 75TC	0.5
80205	Replacement axle and nut	0.1
5685004	Replacement spring (42TC, 50TC, 63TC)	0.3
5687504	Replacement spring (75TC)	0.3

ROCUT® Economy Plastic Pipe Shears



Standard action cutters provide a fast, clean cut on most types of plastic pipes.

CAT. NO.	DESCRIPTION	LB
55090E	ROCUT® 32 (Max O.D. 1 1/8", Sch. 40 PVC 1")	1.2
55091E	ROCUT® 42 (Max O.D. 1 5/8" Sch. 40 PVC 1 1/4")	1.6
55095E	ROCUT® 63 (Max O.D. 2 3/8" Sch. 40 PVC 2")	3.5
50032	Replacement blade, 32	0.5
50042	Replacement blade, 42	0.8
50063	Replacement blade, 63	1.5



DEBURRING & REAMING TOOLS

Universal Internal/External Deburring Tools



Quick and easy deburring. For copper, steel and stainless steel, with polished cutting bit made of hardened special steel, smooth-running.

CAT. NO.	DESCRIPTION	LB
70075	For copper and stainless steel (O.D. 1/8" - 2")	0.4
11006X	Heavy Duty, For copper and stainless steel (O.D. 1/8" - 1 3/8")	0.3
11006R	For copper and plastic (O.D. 1/8" - 1 3/8")	0.3

Ratchet Pipe Reamer 1/4" - 2"



Rapid and clean deburring of steel tubes, with smooth-running ratchet; cutting bit made of tempered steel.

CAT. NO.	DESCRIPTION	LB
70289	Ratchet internal reamer (O.D. 1/4" - 2")	5.9
70296	Reamer blade	0.5

Deburring Tools



For fast deburring of edges, tubes and sheets; replaceable blades.

CAT. NO.	DESCRIPTION	LB
21660	Deburring tool with HSS deburring blade (blade not replaceable)	0.1
21655	Deburring tool with deburring blade no. 1	0.2
21652	HSS deburring blade no. 1 universal, 1 pack	0.3
21652B	HSS deburring blade no. 1 universal, 10 pack	0.2

*HSS = High Speed Steel

INSTALLATION TOOLS

Strap and Fitting Wrench



Made of special aluminum alloy, with replaceable nylon strap.

- Safe to use on chrome-plated fittings: No damage to polished surfaces

CAT. NO.	DESCRIPTION	LB
70240	12" Strap Wrench (Max O.D. 3")	1.0
70241	12" Strap Wrench (Max O.D. 8")	1.3

PIPE FREEZING

FREEZE-PAK Instant Pipe Freezing Kit



Check out this product on YouTube! under **ROTHENBERGER FREEZE-PAK**

Foam sleeves wrap pipe and are fastened with plastic ties.

Quick Freeze is sprayed into center of foam wraps until frost appears on outside, indicating pipe section is frozen.

Repair is made between 2 frozen pipe sections.



The FREEZE-PAK is the ideal way to make quick repairs without draining or interruption of water supply. Quick Freeze spray produces a temporary ice plug in plumbing and heating systems that will last up to 30 minutes.

- Produces an ice plug in 10 minutes
- Works on copper, iron, lead or plastic pipes
- Works vertically and horizontally
- Safe to use - CFC free
- Size range: 1/4" - 1" O.D.

CAT. NO.	DESCRIPTION	LB
64004	FREEZE-PAK Kit	1.7
64002	Foam pipe jacket replacement, 2 pieces	0.3
64001	Quick Freeze Spray replacement, 17.5 oz. (500 g)	1.4

Kit includes 1 can Quick Freeze spray (64001), 2 foam pipe jackets, 4 plastic ties

SOLDERING AND BRAZING TORCHES

ROFIRE Hand Torch



Provides fast burner exchange with a flick of the wrist.

ROFIRE with Cyclone Burner

Self-igniting piezo ignition: Immediate flame at the push of a button!

- High-performance Piezo ignition: Reliable lighting up to 30,000 ignitions
- High-impact fiber-reinforced body
- Fine regulating valve: allows for precise flame adjustment
- Trigger on/off: Lights instantly; shuts off if dropped or released
- Trigger guard
- Locking button: Provides continuous flame for hands-free use
- Longer skirt for stability on the bottle: this reduces thread damage

The SUPERFIRE3

Designed to provide convenience and safety to the user. The gas adjustment offers a precise flame adjustment and the swirl-flame "wraps" around the fitting for quick and even heating with MAP-Pro™ or propane. A built in regulator gives a consistent flame in all positions, even upside down!



Check out this product on YouTube! under **ROTHENBERGER SUPERFIRE3 Torch**

CAT. NO.	DESCRIPTION	LB
35415	ROFIRE Hand Torch	0.9
35431	SUPERFIRE3 Torch	1.5
35455	Pin-point burner	0.2
35456	Standard burner	0.2
35457	Swirl-flame burner	0.2
35458	Hot-air burner	0.5
35459	Soft-flame burner	0.8
31043	Flame reflector	0.2

Burner Tips

Flame type

Tip diameter, in. (mm)
Soft soldering (750°F/400°C) max. pipe dia.
Brazing (1320°F/720°C) max. pipe dia.
Length, in.

	35455	35456	35457	35458	35459
Flame type	Pin-point	Standard	Swirl-flame	Hot-air	Soft
Tip diameter, in. (mm)	0.59" (15mm)	0.63" (16mm)	0.63" (16mm)	1.50" (38mm)	0.95" (24mm)
Soft soldering (750°F/400°C) max. pipe dia.	3/8" (10mm)	3/4" (18mm)	1 1/2" (40mm)	—	7/8" (22mm)
Brazing (1320°F/720°C) max. pipe dia.	—	—	3/4" (18mm)	—	—
Length, in.	5.8"	5.8"	7.4"	10.5"	0.3"



SWEATBOX™ II



A handy kit that includes all the tools needed to sweat copper.

- SUPERFIRE3 Heavy Duty Torch (35431)
Swirl-flame burner tip
Reliable Piezo ignition
MAP-Pro™/propane anti-flare
- PRO 35 Tube Cutter (70027)
Cuts 1/4" - 1-3/8" O.D. copper
Bearing designed for smooth action
Spare cutter wheel in handle
Retractable reamer
- MINI MAX Tube Cutter (70015)
Cuts 1/4" - 1-1/8" O.D. copper
Compact design
Smooth actuation
Small working radius for confined spaces
- Carry case

CAT. NO.	DESCRIPTION	LB
P20023	SWEATBOX™ II	2.8

Torch Reflector



Protects surrounding materials or walls when soldering pipes.

- Mounts onto most burner tips: Nothing separate to hold or attach to pipe
- Evenly heats pipe: Saves energy and time
- Durable stainless steel
- 2-1/2" wide

CAT. NO.	DESCRIPTION	LB
31043R	Torch Reflector (Mounting Dia. 5/8" - 7/8")	0.2

ROFIRE Swivel Torches



Torch heads swivel 360° to make reaching the soldering area easier.

- Fast and easy soldering
- Cyclone burner
- Targeted, efficient heat output

CAT. NO.	DESCRIPTION	LB
35016	ROFIRE Swivel PRO Cyclone Piezo	1.0
35014	ROFIRE Swivel PRO Cyclone	1.0
35012	ROFIRE Swivel PRO Double Barrel	1.0

MAPP® and Propane Gas



- Extremely high flame temperature, utmost burning performance
- Guaranteed constant top burner performance
- Poses no health risks (contains no BUTADIENE)
- Easy to use
- Increased user safety
- Longer periods of use

CAT. NO.	DESCRIPTION	LB
50012	MAP-PRO™	2.0
50010	Propane	2.0

Plumber's 7-piece Repair Kit



All the tools you need for a typical repair job in a sturdy carrying case. Kit Includes: Heavy-duty tool bag (40231), ROTRAC 42 Plus (70021), 18" aluminum pipe wrench (70161), ROCUT 50TC shear (52010), ROFIRE swivel torch (35016), 10" plumber's pliers (70522), basin wrench (70225).

CAT. NO.	DESCRIPTION	LB
70615	PLUMBER'S 7-PIECE REPAIR KIT	17.8
40231	TOOL BAG	4.0

PIPE AND DRAIN INSPECTION SYSTEMS

ROCAM® Mobile Cordless Drain Inspection Camera



- Flexible camera head for excellent maneuverability
- One-man, single-handed device
- Continuously adjustable LED brightness
- Integrated storage compartment
- For hollow spaces and drains of 2" to 6" (50 to 150 mm)
- Camera head diameter 1-1/4" (33 mm)
- Push cable diameter 3/16" (4.5 mm)
- Push cable length 118 ft (36 m)
- Main operation 110 V / 50 - 60 Hz or 24 V battery
- On-board battery charger with charge status indicator: Battery is always charged
- Easy battery disconnect: Conserves battery power
- Fold down monitor cover: Acts as sun visor for best viewing of image
- Digital metering readout: For determining exact location of blockages
- Video In / Video Out: For optional video recording and playback
- Rugged tubular frame acts as handle: Stable positioning on any surface Easy to carry
- ABS housing: Impact and splash resistant. Perfect for use on building sites
- Pinhole lens with LED illumination: Brilliant, clear image for easy diagnosis

ROCAM® Cordless models listed below include 2 guide skids, electrical adapter, cable.

CAT. NO.	DESCRIPTION	LB
69635NT	ROCAM® Mobile color with Transmitter and distance counter	36.0
69480	Replacement cable	2.3
69506NT	Replacement Head, color, with Transmitter	0.65
69550	Replacement battery	2.0
H88953	Replacement power supply	2.0
74628	Guide ball	0.3
69001	ROCAM® Camera Locator	7.5
69002	Recording device	



N = NEW PRODUCT **R** = REPLACEMENT PART **A** = ACCESSORY



DRAIN CLEANING EQUIPMENT

R600 Drain Cleaning Machine

ROTHENBERGER Plumbing



For pipes 3/4" - 6" diameter, the R600 is ideal for installation and maintenance work in hospitals and municipal buildings.

- Reinforced guide hose sheathing with precision quick coupling: Safe, kink-free cable feed; prevents dirt ingress
- Die-cast aluminum frame and fiberglass reinforced side panels: Extremely light and sturdy
- Clamping device: For secure lengthening/shortening of cables
- Lockable drive lever: Serves as carrying handle
- Optional tri-pod stand: Provides safe, non-slip, higher position of machine when working on toilets and inspection holes
- Cable size 7/8" (22 mm) and 5/8" (16 mm)
- For pipe sizes: 3/4" - 6" (20 - 150 mm) dia.
- Maximum working length: 200 ft. (61 m) with 7/8" cables, 165 ft. (50 m) with 5/8" cables
- Rating: 0.4 kW (0.55 HP) RH and LH drive
- Speed: 467 rpm

Drive lever locked in stop position — serves as carrying handle

Manual feed is done by means of a working loop bend



CAT. NO.	DESCRIPTION	LB
72869V	R600V machine only	46.0
72676	R600 with accessories Includes: 5 x cables 7/8" dia. (72441), cable basket (72112), guide hose (72541), guide glove (72120), separating pin (72101), straight auger (72221), bulb auger (72263), spade head cutter (72261), funnel auger (72222), serrated forked cutter (72250)	105.0
72541	Guide Hose, 13 ft.	6.0
72638	Clutch Jaws with springs, R600	2.0
58182	Tri-pod Stand, collapsible	16.5
72101	Separating Pin, 7/8", 1 1/4"	0.1
72112	Cable Basket for 7/8" cables, 74 ft. max	3.6
72120	Cable Guide Glove, left	0.5
72121	Cable Guide Glove, right	0.5
72441	Cable, 7/8" dia., 15'	9.5

INTERNATIONAL

Tel: +1.815.397.7070
Fax: +1.815.397.9247

CANADA

Tel: 800.435.0786
Fax: 800.524.2853

USA

Tel: 800.435.0786
Fax: 800.451.2632



58182



72112

Cables not included

TEST PUMPS

RP50-S Precision Test Pump



For quick and exact compression testing and leak testing on pipe systems and containers in plumbing and heating installation, and in boiler and pressure vessel manufacture. Ideal for filling solar systems. Indispensable testing device for every installer. Fill and compression test in one work session, with water or oil.

- Twin valve system in monoblock design: constant pressure levels and reduction of leak-prone connections
- Steel reinforced test hose: no false reading from hose bulging
- Distortion proof handle with lockable arm and ergonomic rubber grip doubles as a carrying handle
- High performance: long-stroke for quick filling
- Testing and pressure range:
 - 0-60 bar, 1 bar steps
 - 0-860 psi, 20 psi steps
 - 0-6 MPa, 0.1 MPa steps
- 3.2 gallon tank capacity
- 1.5 oz/stroke suction capacity
- Dimensions: 28-1/2" L x 6-5/8" W x 10-1/4" H
- R 1/2" connection

CAT. NO.	DESCRIPTION	LB
60200	RP50-S Test Pump	16.0
60201	RP50-S Repair Kit	0.2

ROTHENBERGER Plumbing

USA

Tel: 800.435.0786
Fax: 800.451.2632

CANADA

Tel: 800.435.0786
Fax: 800.524.2653

INTERNATIONAL

Tel: +1.815.397.7070
Fax: +1.815.397.9247